

TABLE OF CONTENTS



	SERIES	GVWR	DESCRIPTION	PAGE#	
			Personal Directory.....	I	
			Electrical Connectors	II	
			Product Code Example	III	
Single Axles	ZE	1,500 lb	Single Axle.....	1-2	
	SE	2,990 lb	Single Axle w/2.5" Angle Iron Frame.....	3-4	
	SS	2,990 lb	Single Axle w/Solid Sides	5-6	
	SB	2,990 lb	Single Axle w/4" Channel Frame	7-8	
	SC	2,990 lb	Single Axle w/4" Channel Frame & Drop Axle	9-10	
	LS	2,990 lb	Single Axle Landscape w/4" Channel Frame.....	11-12	
	SH	2,990 lb	Single Axle Scissor Hauler.....	13-14	
Tanks	TV	2,990 lb	Single Axle Deck Over w/4" Channel Frame	15-16	
	FT	7,000 lb	450 Gal. Fuel Tank Trailer.....	17-18	
Utilities	FT	9,990 lb	750 Gal. Fuel Tank Trailer.....	19-20	
	UE	7,000 lb	Tandem Axle Economy Utility w/2" X 3" Angle Iron Frame	21-22	
	UT	7,000 lb	Tandem Axle Utility w/4" Channel Frame.....	23-24	
	UD	7,000 lb	Tandem Axle Utility w/4" Channel Frame & Drop Axle.....	25-26	
Carhauler & Bobcats	LT	7,000 lb	Tandem Axle Landscape w/4" Channel Frame	27-28	
	TV	7,000 lb	Tandem Axle Deck Over w/4" Channel Frame.....	29-30	
	CS	7,000 lb	Carhauler w/5" Channel Frame & Siderails	31-32	
	CS	9,990 lb	Carhauler w/5" Channel Frame & Siderails	33-34	
	CS	14,000 lb	Carhauler w/6" Channel Frame & Siderails.....	35-36	
	CH	7,000 lb	Carhauler w/5" Channel Frame	37-38	
	CH	9,990 lb	Carhauler w/5" Channel Frame	39-40	
	CH	14,000 lb	Carhauler w/6" Channel Frame	41-42	
	CC	7,000 lb	Carhauler w/5" Channel Frame & Drop Axle	43-44	
	CC	9,990 lb	Carhauler w/5" Channel Frame & Drop Axle	45-46	
	CC	14,000 lb	Carhauler w/6" Channel Frame & Drop Axle	47-48	
	CP	14,000 lb	Carhauler w/3" X 5" Angle Iron Frame	49-50	
	CP	7,000 lb	Carhauler w/3" X 5" Angle Iron Frame	51-52	
	CP	9,990 lb	Carhauler w/3" X 5" Angle Iron Frame	53-54	
	CB	14,000 lb	Carhauler w/6" I-Beam Frame & Drop Axles	55-56	
	CZ	7,000 lb	Sport Hauler w/5" Channel Frame	57-58	
	GA	14,000 lb	Gooseneck Carhauler w/3" X 5" Angle Iron Frame.....	59-60	
	GF	9,990 lb	Gooseneck Carhauler w/Side Rails	61-62	
	GF	14,000 lb	Gooseneck Carhauler w/Side Rails	63-64	
	GC	9,990 lb	Gooseneck Carhauler.....	65-66	
	GC	14,000 lb	Gooseneck Carhauler.....	67-68	
	GB	9,990 lb	Gooseneck Carhauler & Drop Axle	69-70	
	GB	14,000 lb	Gooseneck Carhauler & Drop Axle	71-72	
	BC	9,990 lb	Bobcat w/4" X 6" Angle Iron Frame.....	73-74	
	BC	14,000 lb	Bobcat w/4" X 6" Angle Iron Frame.....	75-76	
	Tilt Decks	TM	7,000 lb	Manual Tilt Deck	77-78
		TD	9,990 lb	Gravity Tilt Deck.....	79-80
TD		14,000 lb	Gravity Tilt Deck.....	81-82	
TT		9,990 lb	Tilt Deck Power-Up/Down.....	83-84	
TT		14,000 lb	Tilt Deck Power-Up/Down.....	85-86	
TL		9,990 lb	Low-Pro Tilt Deck.....	87-88	
TL		14,000 lb	Low-Pro Tilt Deck.....	89-90	
TH		9,990 lb	Tilt-N-Go Tilt Deck.....	91-92	
TH		14,000 lb	Tilt-N-Go Tilt Deck.....	93-94	
GG		9,990 lb	Gooseneck Tilt Deck Gravity	95-96	
GG	14,000 lb	Gooseneck Tilt Deck Gravity	97-98		
GT	9,990 lb	Gooseneck Tilt Deck Power-Up/Down.....	99-100		
GT	14,000 lb	Gooseneck Tilt Deck Power-Up/Down.....	101-102		

TABLE OF CONTENTS



	SERIES	GVWR	DESCRIPTION	PAGE#	
Dump Trailers	GN	9,990 lb	Gooseneck Tilt-N-Go Tilt Deck	103-104	
	GN	14,000 lb	Gooseneck Tilt-N-Go Tilt Deck	105-106	
	PE	14,000 lb	Pintle Hook Equipment Tilt Deck	107-108	
	PT	22,000 lb	Pintle Hook Equipment Tilt Deck	109-110	
	GE	14,000 lb	Gooseneck Equipment Tilt Deck	111-112	
	GT	22,000 lb	Gooseneck Equipment Tilt Deck	113-114	
	DS	5,200 lb	Single Axle Dump	115-116	
	DT	7,000 lb	Tandem Axle Dump	117-118	
	DT	9,990 lb	Tandem Axle Dump	119-120	
	DT	14,000 lb	Tandem Axle Dump	121-122	
	DV	14,000 lb	Tandem Axle Low-Pro Dump	123-124	
	DZ	14,000 lb	Tandem Axle Dump	125-126	
	GD	9,990 lb	Tandem Axle Gooseneck Dump	127-128	
	GD	14,000 lb	Tandem Axle Gooseneck Dump	129-130	
	GM	14,000 lb	Tandem Axle Gooseneck Drop-N-Go Dump	131-132	
	GV	14,000 lb	Gooseneck Low-Pro Dump	133-134	
	Std GN & PH	GZ	14,000 lb	Tandem Axle Gooseneck Dump	135-136
PX		22,000 lb	Pintle Hook Dump Deck Over	137-138	
GX		22,000 lb	Gooseneck Dump Deck Over	139-140	
DK		7,000 lb	Deck Over Pintle Hook	141-142	
DK		9,990 lb	Deck Over Pintle Hook	143-144	
DK		14,000 lb	Deck Over Pintle Hook	145-146	
PS		9,990 lb	Standard Pintle Hook	147-148	
PS		14,000 lb	Standard Pintle Hook	149-150	
GS		14,000 lb	Gooseneck Standard	151-152	
Heavy Duty GN & PH		PH	14,000 lb	Heavy Duty Pintle Hook	153-154
		PH	21,000 lb	Heavy Duty Pintle Hook	155-156
		PH	22,000 lb	Heavy Duty Pintle Hook	157-158
		GH	14,000 lb	Gooseneck Heavy Duty	159-160
		GH	21,000 lb	Gooseneck Heavy Duty	161-162
		GH	22,000 lb	Gooseneck Heavy Duty	163-164
		PR	14,000 lb	Pintle Hook Heavy Duty Hyd. Dove Tail	165-166
		PR	21,000 lb	Pintle Hook Heavy Duty Hyd. Dove Tail	167-168
	PR	22,000 lb	Pintle Hook Heavy Duty Hyd. Dove Tail	169-170	
	GR	14,000 lb	Gooseneck Heavy Duty Hyd. Dove Tail	171-172	
	GR	21,000 lb	Gooseneck Heavy Duty Hyd. Dove Tail	173-174	
	GR	22,000 lb	Gooseneck Heavy Duty Hyd. Dove Tail	175-176	
	Low-Pro GN & PH	PP	22,000 lb	Low-Pro Pintle Hook	177-178
		PL	22,000 lb	Low-Pro Pintle Hook w/Hyd Dove Tail	179-180
		GP	22,000 lb	Low-Pro Gooseneck	181-182
		GL	22,000 lb	Low-Pro Gooseneck Hyd. Dove Tail	183-184





PERSONNEL DIRECTORY

CORPORATE OFFICERS

Cornelius Thiessen , President

220 FM 2216 SUMNER, TEXAS 75486

Office / Manufacturing Facility903-783-3900

Position	Name	Extension	E-Mail Address
Sales Director.....	Jake Thiessen.....	3954	jake.thiessen@loadtrail.com
Sales.....	Michael Nesbit.....	3918	michael.nesbit@loadtrail.com
Sales.....	Brandon Jones.....	3948	brandon.jones@loadtrail.com
Sales.....	Alan Fox.....	3993	alan.fox@loadtrail.com
Sales.....	Ruben Wall.....	3955	ruben.wall@loadtrail.com
Sales.....	Eric Horton.....	3929	eric.horton@loadtrail.com
Warranty/Customer Service	Customer Service.....	3915	warranty@loadtrail.com
Parts Sales.....	Andrew Hiebert.....	3956	andrew.hiebert@loadtrail.com
Parts Sales.....	Jose Beltran.....	3965	jose.beltran@loadtrail.com
Production & Lead Time.....	Armando Enns.....	3942	armando.enns@loadtrail.com
Accounts Receivable.....	Melinda Birdsong.....	3930	melinda.birdsong@loadtrail.com
Dispatching.....	Mary Henderson.....	3939	mary.henderson@loadtrail.com

FAX INFORMATION

Sales Department	903-783-3904
Accounting	903-783-3903

DISCLAIMER

This MSRP/Product Guide contains information concerning technical descriptions of components, features, and options available for each particular trailer.

We hope you find this information helpful to you in your sales. Single pages will be replaced periodically with the effective date posted on each page.

To Ensure better communication, we ask that you carefully read the Warranty Information, Terms of Sale, Definitions, and Order Placing Information.

This MSRP/Product Guide is property of Load Trail LLC. The information contained herein is confidential and is to be used by Load Trail employees and authorized dealers only. The information, specifications, and MSRPs contained in this manual are subject to change at any time without notice.

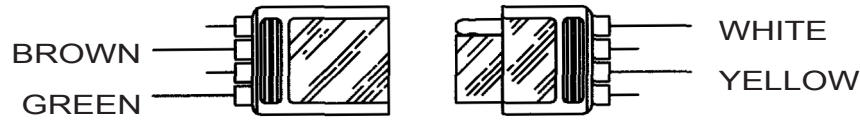
Upon acceptance of this guide, the dealer agrees and acknowledges the above statements and agrees to return the Load Trail MSRP/Product Guide if requested to do so by Load Trail LLC, or should the dealer cease to be an authorized dealer of Load Trail LLC at any time for any reason.

Visit us online to place your order, complete your warranty, download order forms and more!

www.loadtrail.com

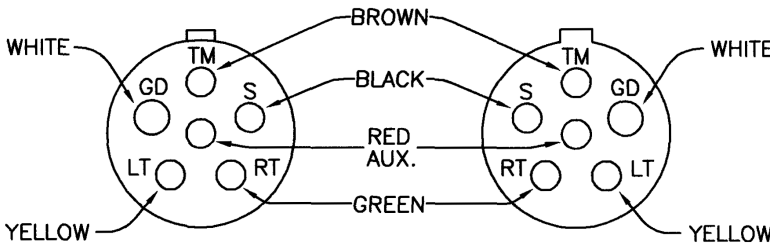
ELECTRICAL CONNECTORS

4 PIN CONNECTOR



COLOR	DESCRIPTION
Brown	Tail Lights
Green	Right Turn
White	Ground
Yellow	Left Turn

6 PIN CONNECTOR

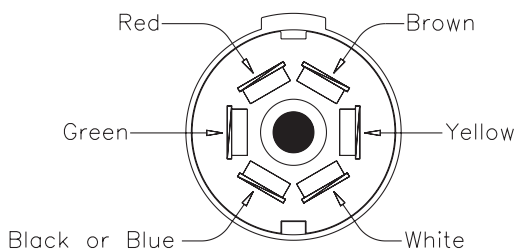


PLUG	COLOR	DESCRIPTION
GD	White	Ground
S	Black	Electrical Brakes (if equipped)
LT	Yellow	Left Turn Signal
RT	Green	Right Turn Signal
TM	Brown	Tail Lights
CENTER	Red	Charge Line

NOTE: Identify contacts by looking into the open end of plug or socket.

Note: Center post on vehicle plug must be active with reverse indicator if trailer is equipped with hydraulic surge brakes.

7 PIN CONNECTOR



COLOR	DESCRIPTION
White	Ground
Black	Electrical Brakes (if equipped)
Yellow	Left Turn Signal
Green	Right Turn Signal
Brown	Tail Lights
Red	Charge Line



PRODUCT TYPE CODE EXAMPLE

Product Code Example

CH	83	16	07	2	ES2
—	—	—	—	—	—
A	B	C	D	E	F

Product Type

CH [Carhauler]

A

Product Width

83"

B

Product Length

16'

C

GAWR Axle

07 [7,000 lb]

D

Axles

2

E

Axle Type


ES2 [2 Electric Brakes]

F



SINGLE AXLE ECONOMY

w/2.5" Angle Iron Frame 1,500 Lb



STANDARD SPECIFICATIONS	
GVWR:	1,500 lb
GAWR:	2,000 lbs (per axle)
Couplers	2" Straight Tube
Safety Chains	1/4" Grd. 30 w/Safety Latch Hook (2 ea)
Axles	1-2,000 lb Cambered Dexter Spring Idler
Wheels	12" 5-Hole Silver Mod
Tires	4.80-12 LRC
Suspension	Multi-Leaf Spring
Tongue Neck	3" x 3" x 1/4" Tubing
Frame	2" x 2" x 3/16" Angle Iron
Uprights	1.5" x 1.5" x 1/8" Angle Iron
Crossmembers	2" x 2" x 3/16 Angle Iron (2.44 lbs/ft)
Flooring	Treated Wood
Fenders	Jeep Style
Top Rail	1.5" X 1.5" X 1/8" Angle Iron
Lights	LED D.O.T. Stop, Tail, Turn and Clearance
Wire Harness	16 Ga. 5-Way Double-Insulated Wire w/4-way plug
D-Rings	3" Standard D-Rings
Finishing Coat	Sherwin-Williams Powdura Polyester TGIC Gloss Powder Coating
Finish (prep)	Mechanical and/or Chemical Pretreatment for Maximum Paint Adhesion
Color	Black

STANDARD PRICING

MODEL#	DESCRIPTION	WEIGHT in lbs	MSRP:
ZE4808021	48" X 8' Single Axle Trailer w/2.5" Angle Frame	509	\$785.71
ZE4810021	48" X 10' Single Axle Trailer w/2.5" Angle Frame	583	\$842.86
ZE6008021	60" X 8' Single Axle Trailer w/2.5" Angle Frame	604	\$835.71
ZE6010021	60" X 10' Single Axle Trailer w/2.5" Angle Frame	695	\$892.86

SINGLE AXLE ECONOMY

AVAILABLE OPTIONS



CODE	DESCRIPTION:	MSRP:
E04	Mesh Floor	\$100.00
E07	Douglas Fir Wood Floor	\$11.43 ft.
E09	Blackwood Lumber	\$50.00 ft.
GA1	Tilt Deck	\$64.29
G03	3' Fold Gate Tubing w/Exp. Metal	\$200.00
G04	4' Fold Gate Tubing w/Exp. Metal	\$228.57
G14	4' Fold In Gate Tubing w/Exp. Metal	\$271.43
I01	16" Cross-Members	\$9.29 ft.
M01	D-Rings 3" Weld On (each)	\$21.43
M50	D-Rings 4" Weld On (each)	\$28.57
M00	D-Rings 4" Recessed 360 Rotational Bolt On	\$28.57
ZP2	Powdura OneCure Primer	\$285.71
CG3	Gray	\$71.43
CW4	White	\$71.43
CR5	Red	\$71.43
CB6	Blue	\$71.43
CG7	Green	\$71.43
CY8	Yellow	\$71.43
CO9	Orange	\$71.43
CA1	OD Army Green	\$71.43
CT2	Coyote Tan	\$71.43
CP0	Pink	\$71.43
CNG	Neon Green	\$71.43



SINGLE AXLE

w/2" x 3" Angle Iron Frame 2,990 Lb



STANDARD SPECIFICATIONS	
GVWR:	2,990 lb
GAWR:	3,500 Lb (ea axle)
Couplers	2" A-Frame 5,000 Lb
Safety Chains	1/4" Grd. 30 w/Safety Latch Hook (2 ea)
Jack	2,000 Lb Top Wind
Axles	1-3.500 Lb Cambered Dexter Spring Idler
Wheels	15" 5-Hole
Tires	ST205/75 D15 LRC
Suspension	Multi-Leaf Spring
Tongue_Neck	3" Channel (3.5 lbs/ft)
Frame	2" x 3" x 3/16" Angle Iron
Side Rails	Weld-On
Uprights	2" x 2" x 1/8" Angle Iron
Crossmembers	2" x 3" x 3/16 Angle Iron 24" OC (3.7 lbs/ft)
Flooring	Treated Wood
Fenders	Weld On Smooth Plate
Top Rail	2" x 2" x 1/8" Angle Iron
Lights	LED D.O.T. Stop, Tail, Turn and Clearance
Wire Harness	16 Ga. 5-Way Double-Insulated w/4-way plug
Finishing Coat	Sherwin-Williams Powdura Polyester TGIC Gloss Powder Coating
Finish (prep)	Mechanical and/or Chemical Pretreatment for Maximum Paint Adhesion
Color	Black

STANDARD PRICING

MODEL#	DESCRIPTION	WEIGHT in lbs	MSRP:
SE4808031	48" X 8' Single Axle Trailer	674	\$985.71
SE4810031	48" X 10' Single Axle Trailer	746	\$1,042.86
SE6008031	60" X 8' Single Axle Trailer	782	\$1,057.14
SE6010031	60" X 10' Single Axle Trailer	872	\$1,114.29
SE6012031	60" X 12' Single Axle Trailer	968	\$1,171.43
SE6014031	60" X 14' Single Axle Trailer	1102	\$1,228.57
SE7710031	77" X 10' Single Axle Trailer	990	\$1,185.71
SE7712031	77" X 12' Single Axle Trailer	1103	\$1,242.86
SE7714031	77" X 14' Single Axle Trailer	1254	\$1,300.00
SE8310031	83" X 10' Single Axle Trailer	1041	\$1,257.14
SE8312031	83" X 12' Single Axle Trailer	1165	\$1,314.29
SE8314031	83" X 14' Single Axle Trailer	1325	\$1,371.43

SINGLE AXLE AVAILABLE OPTIONS



CODE	DESCRIPTION	MSRP:
ESA	1 - 3,500 Lb Axle (1 Elec Brake) Forward Adjusting	\$150.00
HS1	1 - 3,500 Lb Axle (1 Hyd. Brake)	\$507.14
A02	ST205/75 R15 LRC 6 Ply.	\$42.86
A04	ST225/75 R15 LRD 8 Ply.	\$57.14
C01	Coupler 2" A-Frame Cast	\$35.71
C03	Coupler 2" A-Frame Cast Hyd.	\$0.00
C04	Coupler 2" Adjustable 4 Hole	\$71.43
D01	2' Dove Tail	\$71.43
D02	2' Diamond Plate On Dove Tail	\$164.29
E03	Steel Floor DP	\$27.14 ft.
E04	Mesh Floor	\$12.86 ft.
E05	Rough Oak Floor	\$22.86 ft.
E06	No Floor On Deck	-\$92.86
E07	Douglas Fir Wood Floor	\$11.43 ft.
E09	Blackwood Lumber	\$50.00 ft.
F05	Diamond Plate Fenders (weld-on)	\$35.71
G02	Rear Tail Gate (even with sides)	\$107.14
G03	3' Fold Gate Angle Iron w/Exp. Metal	\$121.43
G04	4' Fold Gate Angle Iron w/Exp. Metal	\$150.00
G05	4' Split Fold Gate Angle Iron w/Exp. Metal on 60" and wider	\$192.86
G24	5' Split Fold Gate Tubing w/Exp. Metal on 60" and wider	\$314.29
G14	4' Fold In Gate Angle Iron w/Exp. Metal	\$207.14
G20	4' Bi-Fold Gate w/Exp. Metal	\$285.71
GF1	Front Fold Gate	\$164.29
GS1	4' Side Fold Gate	\$178.57
GS2	5' Side Fold Gate	\$200.00
GS4	Side Rail Ramps	\$164.29
I01	16" Cross-Members	\$9.29 ft.
J01	Jack Swivel 5000 lb.	\$35.71
L10	LED Single Row Light Bar	\$257.14
L11	LED Dual Row Light Bar	\$357.14
L07	Lighting LED (w/Cold Weather Harness)	\$35.71
L05	Lighting LED (Back Up)	\$135.71
M01	D-Rings 3" Weld On (each)	\$21.43
M50	D-Rings 4" Weld On (each)	\$28.57
M00	D-Rings 4" Recessed 360 Rotational Bolt On	\$28.57
M19	3" Removable D-Rings (each)	\$41.43
M29	4" Removable D-Rings (each)	\$48.57
MF1	Mud Flaps	\$71.43
P03	2-3/8" Pipe Top Side Rails (weld on)	\$6.43 ft.
P04	Sq. Tube Side Rails (weld on)	\$5.71 ft.
T01	Front Tongue Mount Tool Box w/Gas Shock	\$178.57
RS1	2 - 5K Rear Support Swivel Jacks	\$128.57
SA1	Spring Assist on Fold Gates	\$42.86
STC	Spare Tire ST205/75 R15 LRC 6 Ply. 5-Hole	\$107.14
STE	Spare Tire ST225/75 R15 LRD 8 Ply. 5-Hole	\$114.29
SP1	4 - Additional Stake Pockets	\$24.29
TC1	Front Tool Cage w/Expanded Metal	\$292.86

TM1	Spare Tire Mount	\$42.86
ZP2	Powdura OneCure Primer	\$285.71
CG3	Gray	\$71.43
CW4	White	\$71.43
CR5	Red	\$71.43
CB6	Blue	\$71.43
CG7	Green	\$71.43
CY8	Yellow	\$71.43
CO9	Orange	\$71.43
CA1	OD Army Green	\$71.43
CT2	Coyote Tan	\$71.43
CP0	Pink	\$71.43
CNG	Neon Green	\$71.43



SINGLE AXLE w/Solid Sides 2,990 Lb

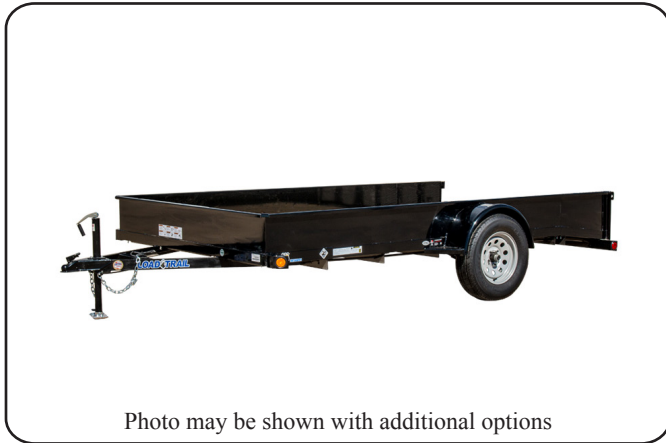


Photo may be shown with additional options

STANDARD SPECIFICATIONS

GVWR:	2990 lb
GAWR:	3,500 Lb (ea axle)
Couplers	2" A-Frame 5,000 Lb
Safety Chains	1/4" Grd. 30 w/Safety Latch Hook (2 ea)
Jack	2,000 Lb Top Wind
Axles	1-3.500 Lb Cambered Dexter Spring Idler
Wheels	15" 5-Hole
Tires	205/75 R15 LRC
Suspension	Multi-Leaf Spring
Tongue_Neck	3" Channel (3.5 lbs/ft)
Frame	2" x 2" x 3/16" Angle Iron
Side Rails	10 Ga. 13" High Sides
Crossmembers	2" x 3" x 3/16 Angle Iron 24" OC (3.7 lbs/ft)
Flooring	Treated Wood
Fenders	Weld On Smooth Plate
Lights	LED D.O.T. Stop, Tail, Turn and Clearance
Wire Harness	16 Ga. 5-Way Double-Insulated w/4-way plug
Finishing Coat	Sherwin-Williams Powdura Polyester TGIC Gloss Powder Coating
Finish (prep)	Mechanical and/or Chemical Pretreatment for Maximum Paint Adhesion
Color	Black

STANDARD PRICING

MODEL#	DESCRIPTION	WEIGHT in lbs	MSRP:
SS4808031	48" X 8' Single Axle Trailer	762	\$1,057.14
SS4810031	48" X 10' Single Axle Trailer	858	\$1,114.29
SS6008031	60" X 8' Single Axle Trailer	863	\$1,128.57
SS6010031	60" X 10' Single Axle Trailer	978	\$1,185.71
SS6012031	60" X 12' Single Axle Trailer	1104	\$1,242.86
SS6014031	60" X 14' Single Axle Trailer	1248	\$1,300.00
SS6016031	60" X 16' Single Axle Trailer	1375	\$1,357.14
SS7710031	77" X 10' Single Axle Trailer	1111	\$1,257.14
SS7712031	77" X 12' Single Axle Trailer	1243	\$1,314.29
SS7714031	77" X 14' Single Axle Trailer	1416	\$1,371.43
SS7716031	77" X 16' Single Axle Trailer	1564	\$1,428.57
SS8310031	83" X 10' Single Axle Trailer	1165	\$1,328.57
SS8312031	83" X 12' Single Axle Trailer	1307	\$1,385.71
SS8314031	83" X 14' Single Axle Trailer	1490	\$1,442.86
SS8316031	83" X 16' Single Axle Trailer	1645	\$1,500.00

SINGLE AXLE AVAILABLE OPTIONS



CODE	DESCRIPTION	MSRP:
ESA	1 - 3,500 Lb Axle (1 Elec Brake) Forward Adjusting	\$150.00
HS1	1 - 3,500 Lb Axle (1 Hyd. Brake)	\$507.14
A02	ST205/75 R15 LRC 6 Ply.	\$42.86
A04	ST225/75 R15 LRD 8 Ply.	\$57.14
C03	Coupler 2" A-Frame Cast Hyd.	\$0.00
C04	Coupler 2" Adjustable 4 Hole	\$35.71
C07	Coupler 2-5/16" Adjustable 4 Hole	\$64.29
D01	2' Dove Tail	\$71.43
D02	2' Diamond Plate On Dove Tail	\$164.29
E03	Steel Floor DP	\$27.14 ft.
E04	Mesh Floor	\$12.86 ft.
E05	Rough Oak Floor	\$22.86 ft.
E06	No Floor On Deck	-\$85.71
E07	Douglas Fir Wood Floor	\$11.43 ft.
E09	Blackwood Lumber	\$50.00 ft.
F05	Diamond Plate Fenders (weld-on)	\$35.71
GA1	Tilt Deck	\$64.29
G02	Rear Tail Gate Exp. Metal (even with sides)	\$107.14
G19	Rear Tail Gate Solid Metal (even with sides)	\$107.14
G03	3' Fold Gate Tubing w/Exp. Metal	\$121.43
G04	4' Fold Gate Tubing w/Exp. Metal	\$207.14
G05	4' Split Fold Gate Tubing w/Exp. Metal on 60" and wider	\$192.86
G12	5' Fold Gate Tubing w/Exp. Metal	\$221.43
G14	4' Fold In Gate Tubing w/Exp. Metal	\$207.14
I01	16" Cross-Members	\$9.29 ft.
J01	Jack Swivel 5000 lb.	\$35.71
L10	LED Single Row Light Bar	\$257.14
L11	LED Dual Row Light Bar	\$357.14
L07	Lighting LED (w/Cold Weather Harness)	\$35.71
L05	Lighting LED (Back Up)	\$135.71
M01	D-Rings 3" Weld On (each)	\$21.43
M50	D-Rings 4" Weld On (each)	\$28.57
M00	D-Rings 4" Recessed 360 Rotational Bolt On	\$28.57
M19	3" Removable D-Rings (each)	\$41.43
M29	4" Removable D-Rings (each)	\$48.57
MF1	Mud Flaps	\$71.43
T01	Front Tongue Mount Tool Box w/Gas Shock	\$178.57
RS1	2 - 5K Rear Support Swivel Jacks	\$128.57
SA1	Spring Assist on Fold Gates	\$42.86
STC	Spare Tire ST205/75 R15 LRC 6 Ply. 5-Hole	\$107.14
STE	Spare Tire ST225/75 R15 LRD 8 Ply. 5-Hole	\$114.29
SP1	4 - Additional Stake Pockets	\$24.29

TM1	Spare Tire Mount	\$42.86
ZP2	Powdura OneCure Primer	\$285.71
CG3	Gray	\$71.43
CW4	White	\$71.43
CR5	Red	\$71.43
CB6	Blue	\$71.43
CG7	Green	\$71.43
CY8	Yellow	\$71.43
CO9	Orange	\$71.43
CA1	OD Army Green	\$71.43
CT2	Coyote Tan	\$71.43
CP0	Pink	\$71.43
CNG	Neon Green	\$71.43



SINGLE AXLE w/4" Channel Frame 2,990 Lb



STANDARD SPECIFICATIONS	
GVWR:	2,990 lb
GAWR:	3,500 Lb (ea axle)
Couplers	2" A-Frame 7,000 Lb
Safety Chains	1/4" Grd. 30 w/Safety Latch Hook (2 ea)
Jack	5,000 Lb Top Wind Swivel Jack
Axles	1-3.500 Lb Cambered Dexter Spring Idler
Wheels	15" 5-Hole
Tires	205/75 R15 LRC
Suspension	Multi-Leaf Spring
Tongue_Neck	4" Channel (4.5 lbs/ft)
Frame	4" Channel (4.5 lbs/ft)
Side Rails	2" x 2" Angle Iron Removable
Uprights	2" x 2" x 1/8" Tubing
Crossmembers	2" x 2" x 3/16 Angle Iron (2.44 lbs/ft)
Flooring	Treated Wood
Fenders	Removable Smooth Plate
Top Rail	2" x 2" x 1/8" Angle Iron
Lights	LED D.O.T. Stop, Tail, Turn and Clearance
Wire Harness	16 Ga. 5-Way Double-Insulated w/4-way plug
Finishing Coat	Sherwin-Williams Powdura Polyester TGIC Gloss Powder Coating
Finish (prep)	Mechanical and/or Chemical Pretreatment for Maximum Paint Adhesion
Color	Black

STANDARD PRICING

MODEL#	DESCRIPTION	WEIGHT in lbs	MSRP:
SB4808031	48" X 8' Single Axle Trailer	782	\$1,242.86
SB4810031	48" X 10' Single Axle Trailer	851	\$1,300.00
SB6008031	60" X 8' Single Axle Trailer	871	\$1,314.29
SB6010031	60" X 10' Single Axle Trailer	967	\$1,371.43
SB6012031	60" X 12' Single Axle Trailer	1070	\$1,428.57
SB6014031	60" X 14' Single Axle Trailer	1227	\$1,485.71
SB6016031	60" X 16' Single Axle Trailer	1361	\$1,542.86
SB7710031	77" X 10' Single Axle Trailer	1101	\$1,442.86
SB7712031	77" X 12' Single Axle Trailer	1260	\$1,500.00
SB7714031	77" X 14' Single Axle Trailer	1371	\$1,557.14
SB7716031	77" X 16' Single Axle Trailer	1547	\$1,614.29
SB8310031	83" X 10' Single Axle Trailer	1250	\$1,514.29
SB8312031	83" X 12' Single Axle Trailer	1329	\$1,571.43
SB8314031	83" X 14' Single Axle Trailer	1470	\$1,628.57
SB8316031	83" X 16' Single Axle Trailer	1627	\$1,685.71

SINGLE AXLE AVAILABLE OPTIONS



CODE	DESCRIPTION	MSRP:
ESA	1 - 3,500 Lb Dexter Axle (1 Elec Brake) Forward Adjusting	\$150.00
HS1	1 - 3,500 Lb Axle (1 Hyd. Brake)	\$507.14
A04	ST225/75 R15 LRD 8 Ply.	\$57.14
C03	Coupler 2" A-Frame Cast Hyd.	\$0.00
C04	Coupler 2" Adjustable 4 Hole	\$35.71
C07	Coupler 2-5/16" Adjustable 4 Hole	\$64.29
D01	2' Dove Tail	\$71.43
D02	2' Diamond Plate On Dove Tail	\$164.29
E03	Steel Floor DP	\$27.14 ft.
E04	Mesh Floor	\$12.86 ft.
E05	Rough Oak Floor	\$22.86 ft.
E06	No Floor On Deck	-\$92.86
E07	Douglas Fir Wood Floor	\$11.43 ft.
E09	Blackwood Lumber	\$50.00 ft.
F01	Smooth Plate Round Fenders (weld-on)	\$0.00
F05	Diamond Plate Fenders (weld-on)	\$42.86
F06	Diamond Plate Fenders (removable)	\$42.86
F07	Diamond Plate Alum. Round Fenders (removable)	\$85.71
GA1	Tilt Deck	\$64.29
G02	Rear Tail Gate (even with sides)	\$107.14
G03	3' Fold Gate Tubing w/Exp. Metal	\$171.43
G04	4' Fold Gate Tubing w/Exp. Metal	\$207.14
G05	4' Split Fold Gate Tubing w/Exp. Metal on 60" and wider	\$250.00
G12	5' Fold Gate Tubing w/Exp. Metal	\$221.43
G14	4' Fold In Gate Tubing w/Exp. Metal	\$207.14
G24	5' Split Fold Gate Tubing w/Exp. Metal on 60" and wider	\$285.71
GF1	Front Fold Gate	\$164.29
GS1	4' Side Fold Gate	\$178.57
GS2	5' Side Fold Gate	\$200.00
GS3	6' Side Fold Gate	\$221.43
GS4	Side Rail Ramps	\$164.29
GS5	5' Side Bi-Fold Gate	\$371.43
I01	16" Cross-Members	\$9.29 ft.
J02	Jack Drop Leg 7000 lb.	\$35.71
L10	LED Single Row Light Bar	\$257.14
L11	LED Dual Row Light Bar	\$357.14
L07	Lighting LED (w/Cold Weather Harness)	\$35.71
L05	Lighting LED (Back Up)	\$135.71
M01	D-Rings 3" Weld On (each)	\$21.43
M50	D-Rings 4" Weld On (each)	\$28.57
M00	D-Rings 4" Recessed 360 Rotational Bolt On	\$28.57
M19	3" Removable D-Rings (each)	\$41.43
M29	4" Removable D-Rings (each)	\$48.57
MF1	Mud Flaps	\$71.43
P02	Angle Iron Side Rails (weld on)	\$0.00
P03	2-3/8" Pipe Top Side Rails (weld on)	\$6.43 ft.
P04	Sq. Tube Side Rails (weld on)	\$5.71 ft.
P06	2-3/8" Pipe Top Side Rails (removable)	\$6.43 ft.
P07	Sq. Tube Side Rails (removable)	\$5.71 ft.
P10	Rail Pipe Over Top Rail	\$12.86 ft.
P11	Rail Tube Over Top Rail	\$11.43 ft.

Q01	Exp. Metal Sides	\$7.14 ft.
R01	Solid Metal Sides	\$8.57 ft.
T01	Front Tongue Mount Tool Box w/Gas Shock	\$178.57
RS1	2 - 5K Rear Support Swivel Jacks	\$128.57
SA1	Spring Assist on Fold Gates	\$42.86
STC	Spare Tire ST205/75 R15 LRC 6 Ply. 5-Hole	\$107.14
STE	Spare Tire ST225/75 R15 LRD 8 Ply. 5-Hole	\$114.29
SP1	4 - Additional Stake Pockets	\$24.29
TC1	Front Tool Cage w/Expanded Metal	\$292.86
TM1	Spare Tire Mount	\$42.86
TM2	Removable Spare Tire Mount	\$57.14
ZP2	Powdura OneCure Primer	\$285.71
CG3	Gray	\$71.43
CW4	White	\$71.43
CR5	Red	\$71.43
CB6	Blue	\$71.43
CG7	Green	\$71.43
CY8	Yellow	\$71.43
CO9	Orange	\$71.43
CA1	OD Army Green	\$71.43
CT2	Coyote Tan	\$71.43
CP0	Pink	\$71.43
CNG	Neon Green	\$71.43



SINGLE AXLE

w/4" Channel Frame & Drop Axle 2,990 Lb

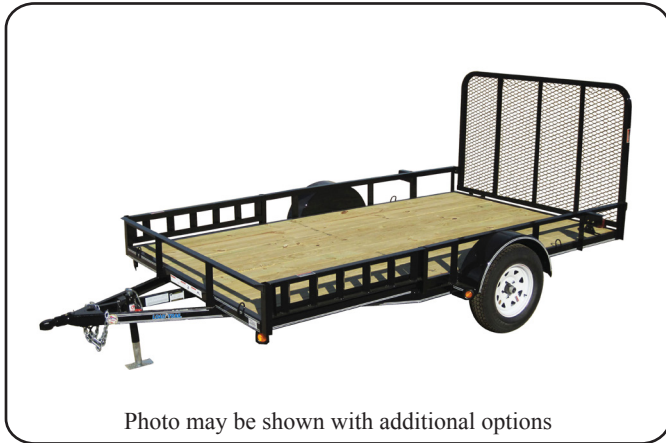


Photo may be shown with additional options

STANDARD SPECIFICATIONS	
GVWR:	2,990 lb
GAWR:	3,500 Lb (ea axle)
Couplers	2" A-Frame 7,000 Lb
Safety Chains	1/4" Grd. 30 w/Safety Latch Hook (2 ea)
Jack	5,000 Lb Top Wind Swivel Jack
Axles	1-3.500 Lb Drop Cambered Dexter Spring Idler
Wheels	15" 5-Hole
Tires	205/75 R15 LRC
Suspension	Multi-Leaf Spring
Tongue Neck	4" Channel (4.5 lbs/ft)
Frame	4" Channel (4.5 lbs/ft)
Side Rails	Removable
Uprights	2" x 2" x 1/8" Tubing
Crossmembers	2" x 2" x 3/16 Angle Iron (2.44 lbs/ft)
Flooring	Treated Wood
Fenders	Removable Smooth Plate
Top Rail	2" x 2" x 1/8" Angle Iron
Lights	LED D.O.T. Stop, Tail, Turn and Clearance
Wire Harness	16 Ga. 5-Way Double-Insulated w/4-way plug
Finishing Coat	Sherwin-Williams Powdura Polyester TGIC Gloss Powder Coating
Finish (prep)	Mechanical and/or Chemical Pretreatment for Maximum Paint Adhesion
Color	Black

STANDARD PRICING

MODEL#	DESCRIPTION	WEIGHT in lbs	MSRP:
SC4808031	48" X 8' Single Axle Trailer	915	\$1,335.71
SC4810031	48" X 10' Single Axle Trailer	984	\$1,392.86
SC6008031	60" X 8' Single Axle Trailer	1004	\$1,407.14
SC6010031	60" X 10' Single Axle Trailer	1100	\$1,464.29
SC6012031	60" X 12' Single Axle Trailer	1203	\$1,521.43
SC6014031	60" X 14' Single Axle Trailer	1360	\$1,578.57
SC6016031	60" X 16' Single Axle Trailer	1494	\$1,621.43
SC7710031	77" X 10' Single Axle Trailer	1234	\$1,535.71
SC7712031	77" X 12' Single Axle Trailer	1393	\$1,592.86
SC7714031	77" X 14' Single Axle Trailer	1504	\$1,650.00
SC7716031	77" X 16' Single Axle Trailer	1680	\$1,707.14
SC8010031	80" X 10' Single Axle Trailer	1383	\$1,607.14
SC8012031	80" X 12' Single Axle Trailer	1462	\$1,664.29
SC8014031	80" X 14' Single Axle Trailer	1603	\$1,721.43
SC8016031	80" X 16' Single Axle Trailer	1760	\$1,778.57

SINGLE AXLE AVAILABLE OPTIONS



CODE	DESCRIPTION	MSRP:
EDA	1 - 3,500 Lb Drop Axle (1 Elec. Brake) Forward Adjusting	\$157.14
HD1	1 - 3,500 Lb Drop Axle (1 Hyd. Brake)	\$750.00
IT0	1 - 3,500 Lb Tors (LEVEL) Idler Axle	\$207.14
ETA	1 - 3,500 Lb Tors Axle (LEVEL)(1 Elec Brake) Forward Adjusting	\$342.86
HT1	1 - 3,500 Lb Tors Axle (LEVEL)(1 Hyd. Brake)	\$935.71
A04	ST225/75 R15 LRD 8 Ply.	\$57.14
C03	Coupler 2" A-Frame Cast Hyd.	\$0.00
C04	Coupler 2" Adjustable 4 Hole	\$35.71
C07	Coupler 2-5/16" Adjustable 4 Hole	\$64.29
D01	2' Dove Tail	\$71.43
D02	2' Diamond Plate On Dove Tail	\$164.29
E03	Steel Floor DP	\$27.14 ft.
E04	Mesh Floor	\$12.86 ft.
E05	Rough Oak Floor	\$22.86 ft.
E06	No Floor On Deck	-\$92.86
E07	Douglas Fir Wood Floor	\$11.43 ft.
E09	Blackwood Lumber	\$50.00 ft.
F06	Diamond Plate Fenders (removable)	\$0.00
GA1	Tilt Deck	\$64.29
G02	Rear Tail Gate (even with sides)	\$107.14
G03	3' Fold Gate Tubing w/Exp. Metal	\$171.43
G04	4' Fold Gate Tubing w/Exp. Metal	\$207.14
G05	4' Split Fold Gate Tubing w/Exp. Metal on 60" and wider	\$250.00
G12	5' Fold Gate Tubing w/Exp. Metal	\$221.43
G14	4' Fold In Gate Tubing w/Exp. Metal	\$207.14
GF1	Front Fold Gate	\$164.29
GS1	4' Side Fold Gate	\$178.57
GS2	5' Side Fold Gate	\$200.00
GS3	6' Side Fold Gate	\$221.43
GS4	Side Rail Ramps	\$164.29
GS5	5' Side Bi-Fold Gate	\$371.43
I01	16" Cross-Members	\$9.29 ft.
L10	LED Single Row Light Bar	\$257.14
L11	LED Dual Row Light Bar	\$357.14
L07	Lighting LED (w/Cold Weather Harness)	\$35.71
L05	Lighting LED (Back Up)	\$135.71
M01	D-Rings 3" Weld On (each)	\$21.43
M50	D-Rings 4" Weld On (each)	\$28.57
M00	D-Rings 4" Recessed 360 Rotational Bolt On	\$28.57
M19	3" Removable D-Rings (each)	\$41.43
M29	4" Removable D-Rings (each)	\$48.57
MF1	Mud Flaps	\$71.43
P02	Angle Iron Side Rails (weld on)	\$0.00
P03	2-3/8" Pipe Top Side Rails (weld on)	\$6.43 ft.
P04	Sq. Tube Side Rails (weld on)	\$5.71 ft.
P06	2-3/8" Pipe Top Side Rails (removable)	\$6.43 ft.
P07	Sq. Tube Side Rails (removable)	\$5.71 ft.
P10	Rail Pipe Over Top Rail	\$12.86 ft.
P11	Rail Tube Over Top Rail	\$11.43 ft.
Q01	Exp. Metal Sides	\$7.14 ft.
R01	Solid Metal Sides	\$8.57 ft.

T01	Front Tongue Mount Tool Box w/Gas Shock	\$178.57
RS1	2 - 5K Rear Support Swivel Jacks	\$128.57
SA1	Spring Assist on Fold Gates	\$42.86
STC	Spare Tire ST205/75 R15 LRC 6 Ply. 5-Hole	\$107.14
STE	Spare Tire ST225/75 R15 LRD 8 Ply. 5-Hole	\$114.29
SP1	4 - Additional Stake Pockets	\$24.29
TC1	Front Tool Cage w/Expanded Metal	\$292.86
TM1	Spare Tire Mount	\$42.86
TM2	Removable Spare Tire Mount	\$57.14
ZP2	Powdura OneCure Primer	\$285.71
CG3	Gray	\$71.43
CW4	White	\$71.43
CR5	Red	\$71.43
CB6	Blue	\$71.43
CG7	Green	\$71.43
CY8	Yellow	\$71.43
CO9	Orange	\$71.43
CA1	OD Army Green	\$71.43
CT2	Coyote Tan	\$71.43
CP0	Pink	\$71.43
CNG	Neon Green	\$71.43



SINGLE AXLE LANDSCAPE

w/4" Channel Frame 2,990 Lb




Photo may be shown with additional options

STANDARD SPECIFICATIONS

GVWR:	2,990 lb
GAWR:	3,500 Lb (ea axle)
Couplers	2" A-Frame 7,000 Lb
Safety Chains	5,200 Lb 1/4 x 27 G#30
Jack	5,000 Lb Top Wind Swivel Jack
Axles	1-3.500 Lb Cambered Dexter Spring Idler
Wheels	15" 5-Hole
Tires	205/75 R15 LRC
Suspension	Multi-Leaf Spring
Tongue_Neck	4" Channel (4.5 lbs/ft)
Frame	4" Channel (4.5 lbs/ft)
Side Rails	2' Mech Sides Removable
Uprights	2" x 2" x 1/8" Tubing
Crossmembers	2" x 2" x 3/16 Angle Iron (2.44 lbs/ft)
Flooring	Treated Wood
Fenders	Removable Smooth Plate
Gate	4' Fold Gate Tubing w/Exp. Metal
Top Rail	2" x 2" x 1/8" Angle Iron
Lights	LED D.O.T. Stop, Tail, Turn and Clearance
Wire Harness	16 Ga. 5-Way Double-Insulated w/4-way plug
Finishing Coat	Sherwin-Williams Powdura Polyester TGIC Gloss Powder Coating
Finish (prep)	Mechanical and/or Chemical Pretreatment for Maximum Paint Adhesion
Color	Black

STANDARD PRICING

MODEL#	DESCRIPTION	WEIGHT in lbs	MSRP:
LS4808031	48" X 8' Single Axle Landscape	955	\$1,457.14
LS4810031	48" X 10' Single Axle Landscape	1037	\$1,514.29
LS6008031	60" X 8' Single Axle Landscape	1028	\$1,535.71
LS6010031	60" X 10' Single Axle Landscape	1148	\$1,592.86
LS6012031	60" X 12' Single Axle Landscape	1304	\$1,650.00
LS6014031	60" X 14' Single Axle Landscape	1440	\$1,707.14
LS6016031	60" X 16' Single Axle Landscape	1586	\$1,764.29
LS7710031	77" X 10' Single Axle Landscape	1313	\$1,664.29
LS7712031	77" X 12' Single Axle Landscape	1483	\$1,721.43
LS7714031	77" X 14' Single Axle Landscape	1638	\$1,778.57
LS7716031	77" X 16' Single Axle Landscape	1816	\$1,835.71
LS8010031	80" X 10' Single Axle Landscape	1498	\$1,835.71
LS8012031	80" X 12' Single Axle Landscape	1695	\$1,892.86
LS8014031	80" X 14' Single Axle Landscape	1859	\$1,950.00
LS8016032	80" X 16' Single Axle Landscape	2005	\$2,007.14
LS8310031	83" X 10' Single Axle Landscape	1365	\$1,735.71
LS8312031	83" X 12' Single Axle Landscape	1562	\$1,792.86
LS8314031	83" X 14' Single Axle Landscape	1726	\$1,850.00
LS8316032	83" X 16' Single Axle Landscape	1872	\$1,907.14

SINGLE AXLE LANDSCAPE AVAILABLE OPTIONS



CODE	DESCRIPTION	MSRP:
ESA	1 - 3,500 Lb Dexter Axle (1 Elec Brake) Forward Adjusting	\$150.00
HS1	1 - 3,500 Lb Axle (1 Hyd. Brake)	\$507.14
ID0	1 - 3,500 Lb Idler Drop Axle	\$100.00
EDA	1 - 3,500 Lb Drop Axle (1 Elec. Brake) Forward Adjusting	\$300.00
IT0	1 - 3,500 Lb Tors (LEVEL) Idler Axle	\$350.00
ETA	1 - 3,500 Lb Tors Axle (LEVEL)(1 Elec Brake) Forward Adjusting	\$485.71
HD1	1 - 3,500 Lb Drop Axle (1 Hyd Drum Brake)	\$892.86
HT1	1 - 3,500 Lb Tors Axle (LEVEL)(1 Hyd Drum Brake)	\$1,078.57
ID0	1 - 3,500 Lb Idler Drop Axle	\$100.00
ED1	1 - 3,500 Lb Drop Axle (1 Elec. Brake)	\$200.00
HD1	1 - 3,500 Lb Drop Axle (1 Hyd. Brake)	\$464.29
IT0	1 - 3,500 Lb Tors (LEVEL) Idler Axle	\$385.71
ET1	1 - 3,500 Lb Tors Axle (LEVEL)(1 Elec Brake)	\$578.57
HT1	1 - 3,500 Lb Tors Axle (LEVEL)(1 Hyd. Brake)	\$978.57
A04	ST225/75 R15 LRD 8 Ply.	\$57.14
C03	Coupler 2" A-Frame Cast Hyd.	\$0.00
C04	Coupler 2" Adjustable 4 Hole	\$35.71
C07	Coupler 2-5/16" Adjustable 4 Hole	\$64.29
D01	2' Dove Tail	\$71.43
D02	2' Diamond Plate On Dove Tail	\$164.29
E03	Steel Floor DP	\$27.14 ft.
E04	Mesh Floor	\$12.86 ft.
E05	Rough Oak Floor	\$22.86 ft.
E06	No Floor On Deck	-\$92.86
E07	Douglas Fir Wood Floor	\$11.43 ft.
E09	Blackwood Lumber	\$50.00 ft.
F01	Smooth Plate Round Fenders (weld-on)	\$0.00
F05	Diamond Plate Fenders (weld-on)	\$42.86
F06	Diamond Plate Fenders (removable)	\$42.86
F07	Diamond Plate Alum. Round Fenders (removable)	\$85.71
G03	3' Fold Gate Tubing w/Exp. Metal	-\$35.71
G05	4' Split Fold Gate Tubing w/Exp. Metal on 60" and wider	\$50.00
G24	5' Split Fold Gate Tubing w/Exp. Metal on 60" and wider	\$285.71
G15	6' Barn Door	\$292.86
GS1	4' Side Fold Gate	\$178.57
GS2	5' Side Fold Gate	\$200.00
GS3	6' Side Fold Gate	\$221.43
GS5	5' Side Bi-Fold Gate	\$371.43
I01	16" Cross-Members	\$9.29 ft.
J02	Jack Drop Leg 7000 lb.	\$35.71
L10	LED Single Row Light Bar	\$257.14
L11	LED Dual Row Light Bar	\$357.14
L07	Lighting LED (w/Cold Weather Harness)	\$35.71
L05	Lighting LED (Back Up)	\$135.71
M01	D-Rings 3" Weld On (each)	\$21.43
M50	D-Rings 4" Weld On (each)	\$28.57
M00	D-Rings 4" Recessed 360 Rotational Bolt On	\$28.57
M19	3" Removable D-Rings (each)	\$41.43
M29	4" Removable D-Rings (each)	\$48.57
MF1	Mud Flaps	\$71.43

P02	Angle Iron Side Rails (weld on)	\$0.00
P03	2-3/8" Pipe Top Side Rails (weld on)	\$6.43 ft.
P04	Sq. Tube Side Rails (weld on)	\$5.71 ft.
P06	2-3/8" Pipe Top Side Rails (removable)	\$6.43 ft.
P07	Sq. Tube Side Rails (removable)	\$5.71 ft.
P12	6' Angle Iron Side Rails (weld-on)	\$8.57 ft.
Q04	Exp. Metal Sides 36"	\$4.29 ft.
Q05	Exp. Metal Sides 48"	\$8.57 ft.
R03	Solid Metal Sides 24"	\$20.00 ft.
R04	Solid Metal Sides 36"	\$28.57 ft.
R05	Solid Metal Sides 48"	\$37.14 ft.
T01	Front Tongue Mount Tool Box w/Gas Shock	\$178.57
RS1	2 - 5K Rear Support Swivel Jacks	\$128.57
RS2	2 - Rear Support Stands (Tube)	\$121.43
SA1	Spring Assist on Fold Gates	\$42.86
STC	Spare Tire ST205/75 R15 LRC 6 Ply. 5-Hole	\$107.14
STE	Spare Tire ST225/75 R15 LRD 8 Ply. 5-Hole	\$114.29
SP1	4 - Additional Stake Pockets	\$24.29
TC1	Front Tool Cage w/Expanded Metal	\$292.86
TC2	Front Tool Cage 2' X 4' W/side Doors	\$392.86
TC3	Front Tool Cage w/Solid Metal	\$364.29
TM1	Spare Tire Mount	\$42.86
TM2	Removable Spare Tire Mount	\$57.14
ZP2	Powdura OneCure Primer	\$285.71
CG3	Gray	\$71.43
CW4	White	\$71.43
CR5	Red	\$71.43
CB6	Blue	\$71.43
CG7	Green	\$71.43
CY8	Yellow	\$71.43
CO9	Orange	\$71.43
CA1	OD Army Green	\$71.43
CT2	Coyote Tan	\$71.43
CP0	Pink	\$71.43
CNG	Neon Green	\$71.43



SINGLE AXLE Scissor Hauler

w/3" X 5" Angle Iron Frame 7,000 Lb



Photo may be shown with additional options

STANDARD SPECIFICATIONS

GVWR:	7000 lb
GAWR:	7,000 Lb (ea axle)
Couplers	2-5/16" Adjustable
Safety Chains	7,600 Lb 5/16 x 29 G#30
Jack	5,000 Lb Top Wind Swivel Jack
Axles	1-7,000 Lb Torsion 1 Elec Brake
Wheels	16" 8-Hole
Tires	235/80 R16 LRE
Suspension	Torsion Axle
Tongue_Neck	5" Channel (4.5 lbs/ft)
Frame	3" x 5" Angle Iron
Crossmembers	3" Channel 16" OC (3.5 lbs/ft)
Flooring	1/8" Diamond Plate
Fenders	Weld On Diamond Plate
Lights	LED D.O.T. Stop, Tail, Turn and Clearance
Wire Harness	16 Ga. 5-Way Double-Insulated w/7-way plug
D-Rings	3" Standard D-Rings
Finishing Coat	Sherwin-Williams Powdura Polyester TGIC Gloss Powder Coating
Finish (prep)	Mechanical and/or Chemical Pretreatment for Maximum Paint Adhesion
Color	Black

STANDARD PRICING

MODEL#	DESCRIPTION	WEIGHT in lbs	MSRP:
SH6010071	60" X 10' Single Axle Scissor Hauler	1345	\$2,914.29
SH7710071	77" X 10' Single Axle Scissor Hauler	1414	\$3,071.43

SINGLE AXLE AVAILABLE OPTIONS



CODE	DESCRIPTION	MSRP:
A06	ST235/85 R16 LRG 14 Ply.	\$107.14
L10	LED Single Row Light Bar	\$257.14
L11	LED Dual Row Light Bar	\$357.14
L07	Lighting LED (w/Cold Weather Harness)	\$35.71
L05	Lighting LED (Back Up)	\$135.71
M01	D-Rings 3" Weld On (each)	\$21.43
M50	D-Rings 4" Weld On (each)	\$28.57
M00	D-Rings 4" Recessed 360 Rotational Bolt On	\$28.57
M19	3" Removable D-Rings (each)	\$41.43
M29	4" Removable D-Rings (each)	\$48.57
MF1	Mud Flaps	\$71.43
V05	Cushion Gravity Down	\$357.14
ZP2	Powdura OneCure Primer	\$285.71
CG3	Gray	\$71.43
CW4	White	\$71.43
CR5	Red	\$71.43
CB6	Blue	\$71.43
CG7	Green	\$71.43
CY8	Yellow	\$71.43
CO9	Orange	\$71.43
CA1	OD Army Green	\$71.43
CT2	Coyote Tan	\$71.43
CP0	Pink	\$71.43
CNG	Neon Green	\$71.43



SINGLE AXLE DECK OVER

w/4" Channel Frame 2,990 Lb



STANDARD SPECIFICATIONS	
GVWR:	2,990 lb
GAWR:	3,500 Lb (ea axle)
Couplers	2-5/16" Adjustable
Safety Chains	5,200 Lb 1/4 x 27 G#30
Jack	5,000 Lb Top Wind Swivel Jack
Axles	1-3.500 Lb Cambered Dexter Spring Idler
Wheels	15" 5-Hole
Tires	205/75 R15 LRC
Suspension	Multi-Leaf Spring
Tongue_Neck	4" Channel (4.5 lbs/ft)
Frame	4" Channel (4.5 lbs/ft)
Crossmembers	2" x 2" x 3/16 Angle Iron 16" OC (2.44 lbs/ft)
Flooring	Treated Wood
Ramps	5' Slide-In Ramps
Lights	LED D.O.T. Stop, Tail, Turn and Clearance
Wire Harness	16 Ga. 5-Way Double-Insulated w/4-way plug
Finishing Coat	Sherwin-Williams Powdura Polyester TGIC Gloss Powder Coating
Finish (prep)	Mechanical and/or Chemical Pretreatment for Maximum Paint Adhesion
Color	Black

STANDARD PRICING

MODEL#	DESCRIPTION	WEIGHT in lbs	MSRP:
TV9614031	96" X 14' Deck Over ATV Trailer	1578	\$2,028.57

SINGLE AXLE DECK OVER AVAILABLE OPTIONS



CODE	DESCRIPTION	MSRP:
ESA	1 - 3,500 Lb Axle (1 Elec Brake) Forward Adjusting	\$150.00
A04	ST225/75 R15 LRD 8 Ply.	\$57.14
E07	Douglas Fir Wood Floor	\$11.43 ft.
E09	Blackwood Lumber	\$50.00 ft.
H20	Snow Mobile Slide In Ramps 59" X 72"	\$164.29
I01	16" Cross-Members	\$9.29 ft.
L10	LED Single Row Light Bar	\$257.14
L11	LED Dual Row Light Bar	\$357.14
L07	Lighting LED (w/Cold Weather Harness)	\$35.71
L05	Lighting LED (Back Up)	\$135.71
M01	D-Rings 3" Weld On (each)	\$21.43
M50	D-Rings 4" Weld On (each)	\$28.57
M00	D-Rings 4" Recessed 360 Rotational Bolt On	\$28.57
M19	3" Removable D-Rings (each)	\$41.43
M29	4" Removable D-Rings (each)	\$48.57
T01	Front Tongue Mount Tool Box w/Gas Shock	\$178.57
RR1	Rub Rail	\$7.14 ft.
RS1	2 - 5K Rear Support Swivel Jacks	\$128.57
SG1	Diamond Plate Front Stone Guard	\$335.71
STC	Spare Tire ST205/75 R15 LRC 6 Ply. 5-Hole	\$107.14
STE	Spare Tire ST225/75 R15 LRD 8 Ply. 5-Hole	\$114.29
SP1	4 - Additional Stake Pockets	\$24.29
TM1	Spare Tire Mount	\$42.86
TM2	Removable Spare Tire Mount	\$57.14
ZP2	Powdura OneCure Primer	\$285.71
CG3	Gray	\$71.43
CW4	White	\$71.43
CR5	Red	\$71.43
CB6	Blue	\$71.43
CG7	Green	\$71.43
CY8	Yellow	\$71.43
CO9	Orange	\$71.43
CA1	OD Army Green	\$71.43
CT2	Coyote Tan	\$71.43
CP0	Pink	\$71.43
CNG	Neon Green	\$71.43



450 Gal. Fuel Tank Trailer

w/4" Channel Frame 7,000 Lb



Photo may be shown with additional options

STANDARD SPECIFICATIONS	
GVWR:	7,000 lb
GAWR:	3,500 Lb (ea axle)
Couplers	2-5/16" Adjustable
Safety Chains	7,600 Lb 5/16 x 29 G#30
Jack	5,000 Lb Top Wind Swivel Jack
Axles	2-3,500 Lb Cambered Dexter Torsion LEVEL 2 Elec Brake
Wheels	15" 5-Hole
Tires	205/75 R15 LRC
Suspension	Torsion Axle
Tongue_Neck	4" Channel (4.5 lbs/ft)
Frame	4" Channel (4.5 lbs/ft)
Crossmembers	3" Channel (3.5 lbs/ft)
Tool Box	Front Tongue Mount
Fenders	Weld On Diamond Plate
Lights	LED D.O.T. Stop, Tail, Turn and Clearance
Wire Harness	16 Ga. 5-Way Double-Insulated w/7-way plug
Finishing Coat	Sherwin-Williams Powdura Polyester TGIC Gloss Powder Coating
Finish (prep)	Mechanical and/or Chemical Pretreatment for Maximum Paint Adhesion
Color	Black

STANDARD PRICING

MODEL#	DESCRIPTION	WEIGHT in lbs	MSRP:
FT6010032	60" X 10' Tandem Axle Fuel Tank (450 Gal)	1642	\$5,528.57

450 Gal. Fuel Tank Trailer

AVAILABLE OPTIONS



CODE	DESCRIPTION	MSRP:
A04	ST225/75 R15 LRD 8 Ply.	\$57.14
C04	Coupler 2" Adjustable 4 Hole	\$35.71
C07	Coupler 2-5/16" Adjustable 4 Hole	\$64.29
L10	LED Single Row Light Bar	\$257.14
L11	LED Dual Row Light Bar	\$357.14
L07	Lighting LED (w/Cold Weather Harness)	\$35.71
L05	Lighting LED (Back Up)	\$135.71
MF1	Mud Flaps	\$71.43
T06	Expanded Metal Side Tray (both sides)	\$285.71
T07	Solid Plate Side Tray (both sides)	\$357.14
STC	Spare Tire ST205/75 R15 LRC 6 Ply. 5-Hole	\$107.14
STE	Spare Tire ST225/75 R15 LRD 8 Ply. 5-Hole	\$114.29
TM1	Spare Tire Mount	\$42.86
TM2	Removable Spare Tire Mount	\$57.14
ZP1	Zinc Primer	\$271.43
CG3	Gray	\$71.43
CW4	White	\$71.43
CR5	Red	\$71.43
CB6	Blue	\$71.43
CG7	Green	\$71.43
CY8	Yellow	\$71.43
CO9	Orange	\$71.43
CA1	OD Army Green	\$71.43
CT2	Coyote Tan	\$71.43
CP0	Pink	\$71.43
CNG	Neon Green	\$71.43



750 Gal. Fuel Tank Trailer

w/5" Channel Frame 9,990 Lb



Photo may be shown with additional options

STANDARD SPECIFICATIONS	
GVWR:	9,990 lb
GAWR:	5,200 Lb (ea axle)
Couplers	2-5/16" Adjustable
Safety Chains	12,600 Lb 1/4 x 28 G#70
Jack	7,000 lb Dropleg Jack
Axles	2 - 5,200 lb. Dexter Torsion Axles 2 Elec.
Wheels	15" 6-Hole
Tires	225/75 R15
Suspension	Torsion Axle
Tongue_Neck	5" Channel (4.5 lbs/ft)
Frame	5" Channel (4.5 lbs/ft)
Crossmembers	3" Channel (3.5 lbs/ft)
Tool Box	Front Tongue Mount
Fenders	Weld On Diamond Plate
Lights	LED D.O.T. Stop, Tail, Turn and Clearance
Wire Harness	16 Ga. 5-Way Double-Insulated w/7-way plug Harness
Finishing Coat	Sherwin-Williams Powdura Polyester TGIC Gloss Powder Coating
Finish (prep)	Mechanical and/or Chemical Pretreatment for Maximum Paint Adhesion
Color	Black

STANDARD PRICING

MODEL#	DESCRIPTION	WEIGHT in lbs	MSRP:
FT6010052	60" X 10' Tandem Axle Fuel Tank (750 Gal)		\$6,335.71

750 Gal. Fuel Tank Trailer

AVAILABLE OPTIONS



CODE	DESCRIPTION	MSRP:
A05	ST235/80 R16 LRE 10 Ply.	\$57.14
L10	LED Single Row Light Bar	\$257.14
L11	LED Dual Row Light Bar	\$357.14
L07	Lighting LED (w/Cold Weather Harness)	\$35.71
L05	Lighting LED (Back Up)	\$135.71
MF1	Mud Flaps	\$71.43
T06	Expanded Metal Side Tray (both sides)	\$285.71
T07	Solid Plate Side Tray (both sides)	\$357.14
STG	Spare Tire ST225/75 R15 LRD 8 Ply. 6-Hole Silver Mod	\$128.57
STH	Spare Tire ST235/80 R16 LRE 10 Ply. 6-Hole Silver Mod	\$200.00
TM1	Spare Tire Mount	\$42.86
TM2	Removable Spare Tire Mount	\$57.14
ZP1	Zinc Primer	\$271.43
CG3	Gray	\$71.43
CW4	White	\$71.43
CR5	Red	\$71.43
CB6	Blue	\$71.43
CG7	Green	\$71.43
CY8	Yellow	\$71.43
CO9	Orange	\$71.43
CA1	OD Army Green	\$71.43
CT2	Coyote Tan	\$71.43
CP0	Pink	\$71.43
CNG	Neon Green	\$71.43



TANDEM AXLE ECONOMY UTILITY

w/2"X3" Angle Iron Frame 5,000 Lb



Photo may be shown with additional options

STANDARD SPECIFICATIONS

GVWR:	7,000 lb
GAWR:	3,500 Lb (ea axle)
Couplers	2" A-Frame 7,000 Lb
Safety Chains	7,600 Lb 5/16 x 29 G#30
Jack	2,000 Lb Top Wind
Axles	2-3,500 Lb Cambered Dexter Spring 1 Elec. Brake Forward Adjusting
Wheels	15" 5-Hole
Tires	205/75 R15 LRC
Suspension	Multi-Leaf Spring
Tongue Neck	4" Channel (4.5 lbs/ft)
Frame	2" x 3" x 3/16" Angle Iron
Side Rails	Weld-On
Uprights	2" x 2" x 1/8" Angle Iron
Crossmembers	2" x 3" x 3/16 Angle Iron 24" OC (3.7 lbs/ft)
Flooring	Treated Wood
Fenders	Weld On Smooth Plate
Top Rail	2" x 2" x 1/8" Angle Iron
Lights	LED D.O.T. Stop, Tail, Turn and Clearance
Wire Harness	16 Ga. 5-Way Double Insulated Harness w/7-way plug
Finishing Coat	Sherwin-Williams Powdura Polyester TGIC Gloss Powder Coating
Finish (prep)	Mechanical and/or Chemical Pretreatment for Maximum Paint Adhesion
Color	Black

STANDARD PRICING

MODEL#	DESCRIPTION	WEIGHT in lbs	MSRP:
UE6010032	60" X 10' Tandem Axle Economy Utility	1045	\$1,657.14
UE6012032	60" X 12' Tandem Axle Economy Utility	1158	\$1,714.29
UE6014032	60" X 14' Tandem Axle Economy Utility	1265	\$1,771.43
UE6016032	60" X 16' Tandem Axle Economy Utility	1373	\$1,828.57
UE7710032	77" X 10' Tandem Axle Economy Utility	1253	\$1,728.57
UE7712032	77" X 12' Tandem Axle Economy Utility	1324	\$1,785.71
UE7714032	77" X 14' Tandem Axle Economy Utility	1446	\$1,842.86
UE7716032	77" X 16' Tandem Axle Economy Utility	1587	\$1,900.00
UE8310032	83" X 10' Tandem Axle Economy Utility	1252	\$1,800.00
UE8312032	83" X 12' Tandem Axle Economy Utility	1391	\$1,857.14
UE8314032	83" X 14' Tandem Axle Economy Utility	1523	\$1,914.29
UE8316032	83" X 16' Tandem Axle Economy Utility	1670	\$1,971.43
UE8318032	83" X 18' Tandem Axle Economy Utility	1812	\$2,028.57

TANDEM AXLE UTILITY

AVAILABLE OPTIONS



CODE	DESCRIPTION	MSRP:
ESB	2 - 3,500 Lb Axles (2 Elec Brakes) Forward Adjusting	\$171.43
HS1	2 - 3,500 Lb Axles (1 Hyd Brake)	\$607.14
HS2	2 - 3,500 Lb Axles (2 Hyd Brakes)	\$885.71
A02	ST205/75 R15 LRC 6 Ply.	\$42.86
A04	ST225/75 R15 LRD 8 Ply.	\$57.14
C01	Coupler 2" A-Frame Cast	\$35.71
C03	Coupler 2" A-Frame Cast Hyd.	\$0.00
C04	Coupler 2" Adjustable 4 Hole	\$71.43
D01	2' Dove Tail	\$71.43
D02	2' Diamond Plate On Dove Tail	\$164.29
E03	Steel Floor DP	\$27.14 ft.
E04	Mesh Floor	\$12.86 ft.
E05	Rough Oak Floor	\$22.86 ft.
E06	No Floor On Deck	-\$92.86
E07	Douglas Fir Wood Floor	\$11.43 ft.
E09	Blackwood Lumber	\$50.00
F05	Diamond Plate Fenders (weld-on)	\$64.29
G03	3' Fold Gate Angle Iron w/Exp. Metal	\$121.43
G04	4' Fold Gate Angle Iron w/Exp. Metal	\$150.00
G05	4' Split Fold Gate Angle Iron w/Exp. Metal on 60" and wider	\$192.86
G24	5' Split Fold Gate Tubing w/Exp. Metal on 60" and wider	\$285.71
G14	4' Fold In Gate Angle Iron w/Exp. Metal	\$207.14
G20	4' Bi-Fold Gate w/Exp. Metal	\$285.71
GS1	4' Side Fold Gate	\$178.57
GS4	Side Rail Ramps	\$164.29
GS5	5' Side Bi-Fold Gate	\$371.43
H12	13" X 60" Angle Iron Slide-In Ramps	\$214.29
I01	16" Cross-Members	\$9.29 ft.
J01	Jack Swivel 5000 lb.	\$35.71
L10	LED Single Row Light Bar	\$257.14
L11	LED Dual Row Light Bar	\$357.14
L07	Lighting LED (w/Cold Weather Harness)	\$35.71
L05	Lighting LED (Back Up)	\$135.71
M01	D-Rings 3" Weld On (each)	\$21.43
M50	D-Rings 4" Weld On (each)	\$28.57
M00	D-Rings 4" Recessed 360 Rotational Bolt On	\$28.57
M19	3" Removable D-Rings (each)	\$41.43
M29	4" Removable D-Rings (each)	\$48.57
MF1	Mud Flaps	\$71.43
P03	2-3/8" Pipe Top Side Rails (weld on)	\$6.43 ft.
P04	Sq. Tube Side Rails (weld on)	\$5.71 ft.
T01	Front Tongue Mount Tool Box w/Gas Shock	\$178.57
RS1	2 - 5K Rear Support Swivel Jacks	\$128.57

SA1	Spring Assist on Fold Gates	\$42.86
STC	Spare Tire ST205/75 R15 LRC 6 Ply. 5-Hole	\$107.14
STE	Spare Tire ST225/75 R15 LRD 8 Ply. 5-Hole	\$114.29
SP1	4 - Additional Stake Pockets	\$24.29
TC1	Front Tool Cage w/Expanded Metal	\$292.86
TM1	Spare Tire Mount	\$42.86
TM2	Removable Spare Tire Mount	\$57.14
ZP2	Powdura OneCure Primer	\$285.71
CG3	Gray	\$71.43
CW4	White	\$71.43
CR5	Red	\$71.43
CB6	Blue	\$71.43
CG7	Green	\$71.43
CY8	Yellow	\$71.43
CO9	Orange	\$71.43
CA1	OD Army Green	\$71.43
CT2	Coyote Tan	\$71.43
CP0	Pink	\$71.43
CNG	Neon Green	\$71.43



TANDEM AXLE UTILITY

w/4" Channel Frame 7,000 Lb



STANDARD SPECIFICATIONS	
GVWR:	7,000 lb
GAWR:	3,500 Lb (ea axle)
Couplers	2" A-Frame 7,000 Lb
Safety Chains	7,600 Lb 5/16 x 29 G#30
Jack	5,000 Lb Top Wind Swivel Jack
Axles	2-3,500 Lb Cambered Dexter Spring 1 Elec. Brake Forward Adjusting
Wheels	15" 5-Hole
Tires	205/75 R15 LRC
Suspension	Multi-Leaf Spring
Tongue Neck	4" Channel (4.5 lbs/ft)
Frame	4" Channel (4.5 lbs/ft)
Side Rails	Removable
Uprights	2" x 2" x 1/8" Tubing
Crossmembers	2" x 2" x 3/16 Angle Iron (2.44 lbs/ft)
Flooring	Treated Wood
Fenders	Removable Smooth Plate
Top Rail	2" x 2" x 1/8" Angle Iron
Lights	LED D.O.T. Stop, Tail, Turn and Clearance
Wire Harness	16 Ga. 5-Way Double Insulated Harness w/7-way plug
Finishing Coat	Sherwin-Williams Powdura Polyester TGIC Gloss Powder Coating
Finish (prep)	Mechanical and/or Chemical Pretreatment for Maximum Paint Adhesion
Color	Black

STANDARD PRICING

MODEL#	DESCRIPTION	WEIGHT in lbs	MSRP:
UT6010032	60" X 10' Tandem Axle Utility	1198	\$2,157.14
UT6012032	60" X 12' Tandem Axle Utility	1311	\$2,214.29
UT6014032	60" X 14' Tandem Axle Utility	1418	\$2,271.43
UT7710032	77" X 10' Tandem Axle Utility	1406	\$2,228.57
UT7712032	77" X 12' Tandem Axle Utility	1477	\$2,285.71
UT7714032	77" X 14' Tandem Axle Utility	1599	\$2,342.86
UT7716032	77" X 16' Tandem Axle Utility	1740	\$2,400.00
UT7718032	77" X 18' Tandem Axle Utility	1873	\$2,457.14
UT7720032	77" X 20' Tandem Axle Utility	2009	\$2,514.29
UT8310032	83" X 10' Tandem Axle Utility	1405	\$2,300.00
UT8312032	83" X 12' Tandem Axle Utility	1544	\$2,357.14
UT8314032	83" X 14' Tandem Axle Utility	1676	\$2,414.29
UT8316032	83" X 16' Tandem Axle Utility	1823	\$2,471.43
UT8318032	83" X 18' Tandem Axle Utility	1965	\$2,528.57
UT8320032	83" X 20' Tandem Axle Utility	2110	\$2,585.71
UT0210032	102" X 10' Tandem Axle Utility	1672	\$2,585.71
UT0212032	102" X 12' Tandem Axle Utility	1812	\$2,642.86
UT0214032	102" X 14' Tandem Axle Utility	1952	\$2,700.00
UT0216032	102" X 16' Tandem Axle Utility	2092	\$2,757.14
UT0218032	102" X 18' Tandem Axle Utility	2232	\$2,814.29
UT0220032	102" X 20' Tandem Axle Utility	2380	\$2,871.43
UT0222032	102" X 22' Tandem Axle Utility	2496	\$2,928.57

TANDEM AXLE UTILITY

AVAILABLE OPTIONS



CODE	DESCRIPTION	MSRP:
ESB	2 - 3,500 Lb Axles (2 Elec Brakes) Forward Adjusting	\$171.43
HS1	2 - 3,500 Lb Axles (1 Hyd Brake)	\$607.14
HS2	2 - 3,500 Lb Axles (2 Hyd Brakes)	\$885.71
A04	ST225/75 R15 LRD 8 Ply.	\$57.14
C02	Coupler 2" A-Frame Stamped	\$35.71
C03	Coupler 2" A-Frame Cast Hyd.	\$0.00
C04	Coupler 2" Adjustable 4 Hole	\$35.71
C06	Coupler 2-5/16" A-Frame Stamped	\$57.14
C07	Coupler 2-5/16" Adjustable 4 Hole	\$64.29
D01	2' Dove Tail	\$71.43
D02	2' Diamond Plate On Dove Tail	\$164.29
D03	3' Dove Tail	\$78.57
D04	4' Dove Tail	\$85.71
E03	Steel Floor DP	\$27.14 ft.
E04	Mesh Floor	\$12.86 ft.
E05	Rough Oak Floor	\$22.86 ft.
E06	No Floor On Deck	-\$92.86
E07	Douglas Fir Wood Floor	\$11.43 ft.
E09	Blackwood Lumber	\$50.00
F03	Smooth Plate Tear Drop Fenders (weld-on)	\$0.00
F05	Diamond Plate Fenders (weld-on)	\$64.29
F06	Diamond Plate Fenders (removable)	\$64.29
F08	Diamond Plate Alum. Tear Drop Fenders (removable)	\$85.71
G02	Rear Tail Gate (even with sides)	\$107.14
G03	3' Fold Gate Tubing w/Exp. Metal	\$171.43
G04	4' Fold Gate Tubing w/Exp. Metal	\$207.14
G05	4' Split Fold Gate Tubing w/Exp. Metal on 60" and wider	\$250.00
G06	4' HD Fold Gate w/Spring Assist	\$314.29
G07	4' HD Split Fold Gate w/Spring Assist	\$342.86
G08	5' HD Fold Gate w/Ramp & Springs	\$421.43
G09	5' HD Fold Gate Split w/Ramp & Springs	\$442.86
G24	5' Split Fold Gate Tubing w/Exp. Metal on 60" and wider	\$285.71
G14	4' Fold In Gate Tubing w/Exp. Metal	\$242.86
G16	4' HD Fold Gate w/Ramp & Springs	\$385.71
G17	4' HD Split Fold Gate w/Ramp & Springs	\$407.14
G20	4' Bi-Fold Gate w/Exp. Metal	\$371.43
GF1	Front Fold Gate	\$164.29
GS1	4' Side Fold Gate	\$178.57
GS2	5' Side Fold Gate	\$200.00
GS3	6' Side Fold Gate	\$221.43
GS4	Side Rail Ramps	\$164.29
GS5	5' Side Bi-Fold Gate	\$371.43
H02	Slide-IN Ramps 5' x 13"	\$321.43
H03	Fold Up Ramps 5' x 16"	\$428.57
I01	16" Cross-Members	\$9.29 ft.
J02	Jack Drop Leg 7000 lb.	\$35.71
L10	LED Single Row Light Bar	\$257.14
L11	LED Dual Row Light Bar	\$357.14
L07	Lighting LED (w/Cold Weather Harness)	\$35.71
L05	Lighting LED (Back Up)	\$135.71
M01	D-Rings 3" Weld On (each)	\$21.43

M50	D-Rings 4" Weld On (each)	\$28.57
M00	D-Rings 4" Recessed 360 Rotational Bolt On	\$28.57
M19	3" Removable D-Rings (each)	\$41.43
M29	4" Removable D-Rings (each)	\$48.57
MF1	Mud Flaps	\$71.43
P02	Angle Iron Side Rails (weld on)	\$0.00
P03	2-3/8" Pipe Top Side Rails (weld on)	\$6.43 ft.
P04	Sq. Tube Side Rails (weld on)	\$5.71 ft.
P06	2-3/8" Pipe Top Side Rails (removable)	\$6.43 ft.
P07	Sq. Tube Side Rails (removable)	\$5.71 ft.
P10	Rail Pipe Over Top Rail	\$12.86 ft.
P11	Rail Tube Over Top Rail	\$11.43 ft.
Q01	Exp. Metal Sides	\$7.14 ft.
R01	Solid Metal Sides	\$8.57 ft.
T01	Front Tongue Mount Tool Box w/Gas Shock	\$178.57
RB1	Running Boards	\$171.43
RS1	2 - 5K Rear Support Swivel Jacks	\$128.57
RS2	2 - Rear Support Stands (Tube)	\$121.43
SA1	Spring Assist on Fold Gates	\$42.86
STC	Spare Tire ST205/75 R15 LRC 6 Ply. 5-Hole	\$107.14
STE	Spare Tire ST225/75 R15 LRD 8 Ply. 5-Hole	\$114.29
SP1	4 - Additional Stake Pockets	\$24.29
TC1	Front Tool Cage w/Expanded Metal	\$292.86
TC2	Front Tool Cage 2' X 4' W/side Doors	\$392.86
TC3	Front Tool Cage w/Solid Metal	\$364.29
TM1	Spare Tire Mount	\$42.86
TM2	Removable Spare Tire Mount	\$57.14
ZP2	Powdura OneCure Primer	\$285.71
CG3	Gray	\$71.43
CW4	White	\$71.43
CR5	Red	\$71.43
CB6	Blue	\$71.43
CG7	Green	\$71.43
CY8	Yellow	\$71.43
CO9	Orange	\$71.43
CA1	OD Army Green	\$71.43
CT2	Coyote Tan	\$71.43
CP0	Pink	\$71.43
CNG	Neon Green	\$71.43



TANDEM AXLE UTILITY

w/4" Channel Frame & Drop Axle 7,000 Lb



Photo may be shown with additional options

STANDARD SPECIFICATIONS

GVWR:	7,000 lb
GAWR:	3,500 Lb (ea axle)
Couplers	2" A-Frame 7,000 Lb
Safety Chains	7,600 Lb 5/16 x 29 G#30
Jack	5,000 Lb Top Wind Swivel Jack
Axles	2-3,500 Lb Drop Cambered Dexter Spring 1 Elec Brake Forward Adjusting
Wheels	15" 5-Hole
Tires	205/75 R15 LRC
Suspension	Multi-Leaf Spring
Tongue Neck	4" Channel (4.5 lbs/ft)
Frame	4" Channel (4.5 lbs/ft)
Side Rails	Removable
Uprights	2" x 2" x 1/8" Tubing
Crossmembers	2" x 2" x 3/16 Angle Iron (2.44 lbs/ft)
Flooring	Treated Wood
Fenders	Removable Diamond Plate
Top Rail	2" x 2" x 1/8" Angle Iron
Lights	LED D.O.T. Stop, Tail, Turn and Clearance 16 Ga. 5-Way Double Insulated Harness w/7-way plug
Wire Harness	Sherwin-Williams Powdura Polyester TGIC Gloss Powder Coating
Finishing Coat	Mechanical and/or Chemical Pretreatment for Maximum Paint Adhesion
Finish (prep)	
Color	Black

STANDARD PRICING

MODEL#	DESCRIPTION	WEIGHT in lbs	MSRP:
UD6010032	60" X 10' Tandem Axle Utility Trailer	1228	\$2,207.14
UD6012032	60" X 12' Tandem Axle Utility Trailer	1341	\$2,264.29
UD6014032	60" X 14' Tandem Axle Utility Trailer	1448	\$2,321.43
UD6016032	60" X 16' Tandem Axle Utility Trailer	1556	\$2,378.57
UD7710032	77" X 10' Tandem Axle Utility Trailer	1436	\$2,278.57
UD7712032	77" X 12' Tandem Axle Utility Trailer	1507	\$2,335.71
UD7714032	77" X 14' Tandem Axle Utility Trailer	1629	\$2,392.86
UD7716032	77" X 16' Tandem Axle Utility Trailer	1770	\$2,450.00
UD7718032	77" X 18' Tandem Axle Utility Trailer	1903	\$2,507.14
UD7720032	77" X 20' Tandem Axle Utility Trailer	2039	\$2,564.29
UD8010032	80" X 10' Tandem Axle Utility Trailer	1435	\$2,350.00
UD8012032	80" X 12' Tandem Axle Utility Trailer	1574	\$2,407.14
UD8014032	80" X 14' Tandem Axle Utility Trailer	1706	\$2,464.29
UD8016032	80" X 16' Tandem Axle Utility Trailer	1853	\$2,521.43
UD8018032	80" X 18' Tandem Axle Utility Trailer	1995	\$2,578.57
UD8020032	80" X 20' Tandem Axle Utility Trailer	2140	\$2,635.71

TANDEM AXLE UTILITY AVAILABLE OPTIONS



CODE	DESCRIPTION	MSRP:
EDB	2 - 3,500 Lb Drop Axles (2 Elec Brakes) Forward Adjusting	\$228.57
HD1	2 - 3,500 Lb Drop Axles (1 Hyd Brake)	\$664.29
HD2	2 - 3,500 Lb Drop Axles (2 Hyd Brakes)	\$942.86
ETA	2 - 3,500 Lb Tors Axles (LEVEL)(1 Elec Brake) Forward Adjusting	\$421.43
ETB	2 - 3,500 Lb Tors Axles (LEVEL)(2 Elec Brakes) Forward Adjusting	\$564.29
HT1	2 - 3,500 Lb Tors Axles (LEVEL)(1 Hyd Brake)	\$1,035.71
HT2	2 - 3,500 Lb Tors Axles (LEVEL)(2 Hyd Brakes)	\$1,300.00
A04	ST225/75 R15 LRD 8 Ply.	\$57.14
C02	Coupler 2" A-Frame Stamped	\$35.71
C03	Coupler 2" A-Frame Cast Hyd.	\$0.00
C04	Coupler 2" Adjustable 4 Hole	\$35.71
C06	Coupler 2-5/16" A-Frame Stamped	\$57.14
C07	Coupler 2-5/16" Adjustable 4 Hole	\$64.29
D01	2' Dove Tail	\$71.43
D02	2' Diamond Plate On Dove Tail	\$164.29
D03	3' Dove Tail	\$78.57
D04	4' Dove Tail	\$85.71
E03	Steel Floor DP	\$27.14 ft.
E04	Mesh Floor	\$12.86 ft.
E05	Rough Oak Floor	\$22.86 ft.
E06	No Floor On Deck	-\$92.86
E07	Douglas Fir Wood Floor	\$11.43 ft.
E09	Blackwood Lumber	\$50.00
F05	Diamond Plate Fenders (weld-on)	\$0.00
G02	Rear Tail Gate (even with sides)	\$107.14
G03	3' Fold Gate Tubing w/Exp. Metal	\$171.43
G04	4' Fold Gate Tubing w/Exp. Metal	\$207.14
G05	4' Split Fold Gate Tubing w/Exp. Metal on 60" and wider	\$250.00
G06	4' HD Fold Gate w/Spring Assist	\$314.29
G07	4' HD Split Fold Gate w/Spring Assist	\$342.86
G08	5' HD Fold Gate w/Ramp & Springs	\$421.43
G09	5' HD Fold Gate Split w/Ramp & Springs	\$442.86
G16	4' HD Fold Gate w/Ramp & Springs	\$385.71
G17	4' HD Split Fold Gate w/Ramp & Springs	\$407.14
GF1	Front Fold Gate	\$164.29
GS1	4' Side Fold Gate	\$178.57
GS2	5' Side Fold Gate	\$200.00
GS3	6' Side Fold Gate	\$221.43
GS4	Side Rail Ramps	\$164.29
GS5	5' Side Bi-Fold Gate	\$228.57
H02	Slide-IN Ramps 5' x 13"	\$321.43
H03	Fold Up Ramps 5' x 16"	\$428.57
I01	16" Cross-Members	\$9.29 ft.
J02	Jack Drop Leg 7000 lb.	\$35.71
L10	LED Single Row Light Bar	\$257.14
L11	LED Dual Row Light Bar	\$357.14
L07	Lighting LED (w/Cold Weather Harness)	\$35.71
L05	Lighting LED (Back Up)	\$135.71
M01	D-Rings 3" Weld On (each)	\$21.43
M50	D-Rings 4" Weld On (each)	\$28.57
M00	D-Rings 4" Recessed 360 Rotational Bolt On	\$28.57

M19	3" Removable D-Rings (each)	\$41.43
M29	4" Removable D-Rings (each)	\$48.57
MF1	Mud Flaps	\$71.43
P02	Angle Iron Side Rails (weld on)	\$0.00
P03	2-3/8" Pipe Top Side Rails (weld on)	\$6.43 ft.
P04	Sq. Tube Side Rails (weld on)	\$5.71 ft.
P06	2-3/8" Pipe Top Side Rails (removable)	\$6.43 ft.
P07	Sq. Tube Side Rails (removable)	\$5.71 ft.
P10	Rail Pipe Over Top Rail	\$12.86 ft.
P11	Rail Tube Over Top Rail	\$11.43 ft.
Q01	Exp. Metal Sides	\$7.14 ft.
R01	Solid Metal Sides	\$8.57 ft.
T01	Front Tongue Mount Tool Box w/Gas Shock	\$178.57
RB1	Running Boards	\$171.43
RS1	2 - 5K Rear Support Swivel Jacks	\$128.57
SA1	Spring Assist on Fold Gates	\$42.86
STC	Spare Tire ST205/75 R15 LRC 6 Ply. 5-Hole	\$107.14
STE	Spare Tire ST225/75 R15 LRD 8 Ply. 5-Hole	\$114.29
SP1	4 - Additional Stake Pockets	\$24.29
TC1	Front Tool Cage w/Expanded Metal	\$292.86
TC2	Front Tool Cage 2' X 4' W/side Doors	\$392.86
TC3	Front Tool Cage w/Solid Metal	\$364.29
TM1	Spare Tire Mount	\$42.86
TM2	Removable Spare Tire Mount	\$57.14
ZP2	Powdura OneCure Primer	\$285.71
CG3	Gray	\$71.43
CW4	White	\$71.43
CR5	Red	\$71.43
CB6	Blue	\$71.43
CG7	Green	\$71.43
CY8	Yellow	\$71.43
CO9	Orange	\$71.43
CA1	OD Army Green	\$71.43
CT2	Coyote Tan	\$71.43
CP0	Pink	\$71.43
CNG	Neon Green	\$71.43



TANDEM AXLE LANDSCAPE

w/4" Channel Frame 7,000 Lb



Photo may be shown with additional options

STANDARD SPECIFICATIONS

GVWR:	7,000 lb
GAWR:	3,500 Lb (ea axle)
Couplers	2" A-Frame 7,000 Lb
Safety Chains	7,600 Lb 5/16 x 29 G#30
Jack	5,000 Lb Top Wind Swivel Jack
Axles	2-3,500 Lb Cambered Dexter Spring 1 Elec. Brake Forward Adjusting
Wheels	15" 5-Hole
Tires	205/75 R15 LRC
Suspension	Multi-Leaf Spring
Tongue Neck	4" Channel (4.5 lbs/ft)
Frame	4" Channel (4.5 lbs/ft)
Side Rails	2' Mech Sides Removable
Uprights	2" x 2" x 1/8" Tubing
Crossmembers	2" x 2" x 3/16 Angle Iron (2.44 lbs/ft)
Flooring	Treated Wood
Fenders	Removable Smooth Plate
Gate	4' Fold Gate Tubing w/Exp. Metal
Top Rail	2" x 2" x 1/8" Angle Iron
Lights	LED D.O.T. Stop, Tail, Turn and Clearance
Wire Harness	16 Ga. 5-Way Double Insulated Harness w/7-way plug
Finishing Coat	Sherwin-Williams Powdura Polyester TGIC Gloss Powder Coating
Finish (prep)	Mechanical and/or Chemical Pretreatment for Maximum Paint Adhesion
Color	Black

STANDARD PRICING

MODEL#	DESCRIPTION	WEIGHT in lbs	MSRP:
LT6010032	60" X 10' Tandem Axle Landscape	1415	\$2,428.57
LT6012032	60" X 12' Tandem Axle Landscape	1559	\$2,485.71
LT6014032	60" X 14' Tandem Axle Landscape	1677	\$2,542.86
LT7710032	77" X 10' Tandem Axle Landscape	1611	\$2,500.00
LT7712032	77" X 12' Tandem Axle Landscape	1762	\$2,557.14
LT7714032	77" X 14' Tandem Axle Landscape	1896	\$2,614.29
LT7716032	77" X 16' Tandem Axle Landscape	2050	\$2,671.43
LT7718032	77" X 18' Tandem Axle Landscape	2200	\$2,728.57
LT7720032	77" X 20' Tandem Axle Landscape	2351	\$2,785.71
LT8010032	80" X 10' Tandem Axle Landscape	1628	\$2,707.14
LT8012032	80" X 12' Tandem Axle Landscape	1763	\$2,764.29
LT8014032	80" X 14' Tandem Axle Landscape	1926	\$2,821.43
LT8016032	80" X 16' Tandem Axle Landscape	2082	\$2,878.57
LT8018032	80" X 18' Tandem Axle Landscape	2212	\$2,935.71
LT8020032	80" X 20' Tandem Axle Landscape	2402	\$2,992.86
LT8310032	83" X 10' Tandem Axle Landscape	1687	\$2,571.43
LT8312032	83" X 12' Tandem Axle Landscape	1822	\$2,628.57
LT8314032	83" X 14' Tandem Axle Landscape	1985	\$2,685.71
LT8316032	83" X 16' Tandem Axle Landscape	2141	\$2,742.86
LT8318032	83" X 18' Tandem Axle Landscape	2271	\$2,800.00
LT8320032	83" X 20' Tandem Axle Landscape	2461	\$2,857.14

TANDEM AXLE LANDSCAPE

AVAILABLE OPTIONS



CODE	DESCRIPTION	MSRP:
ESB	2 - 3,500 Lb Axles (2 Elec Brakes) Forward Adjusting	\$171.43
HS1	2 - 3,500 Lb Axles (1 Hyd Brake)	\$607.14
HS2	2 - 3,500 Lb Axles (2 Hyd Brakes)	\$885.71
EDA	2 - 3,500 Lb Drop Axles (1 Elec. Brake) Forward Adjusting	\$135.71
EDB	2 - 3,500 Lb Drop Axles (2 Elec Brakes) Forward Adjusting	\$278.57
HD1	2 - 3,500 Lb Drop Axles (1 Hyd Brake)	\$735.71
HD2	2 - 3,500 Lb Drop Axles (2 Hyd Brakes)	\$1,014.29
ETA	2 - 3,500 Lb Tors Axles (LEVEL 1 Elec Brake) Forward Adjusting	\$492.86
ETB	2 - 3,500 Lb Tors Axles (LEVEL 2 Elec Brakes) Forward Adjusting	\$635.71
HT1	2 - 3,500 Lb Tors Axles (LEVEL)(1 Hyd Brake)	\$1,107.14
HT2	2 - 3,500 Lb Tors Axles (LEVEL)(2 Hyd Brakes)	\$1,371.43
LT 80" Wide		
EDA	2 - 3,500 Lb Drop Axles (1 Elec. Brake) Forward Adjusting	\$71.43
EDB	2 - 3,500 Lb Drop Axles (2 Elec Brakes) Forward Adjusting	\$228.57
HD1	2 - 3,500 Lb Drop Axles (1 Hyd Drum Brake)	\$664.29
HD2	2 - 3,500 Lb Drop Axles (2 Hyd Drum Brakes)	\$942.86
ETA	2 - 3,500 Lb Tors Axles (LEVEL 1 Elec Brake) Forward Adjusting	\$421.43
ETB	2 - 3,500 Lb Tors Axles (LEVEL 2 Elec Brakes) Forward Adjusting	\$564.29
HT1	2 - 3,500 Lb Tors Axles (LEVEL)(1 Hyd Drum Brake)	\$1,035.71
HT2	2 - 3,500 Lb Tors Axles (LEVEL)(2 Hyd Drum Brakes)	\$1,300.00
A04	ST225/75 R15 LRD 8 Ply.	\$57.14
C02	Coupler 2" A-Frame Stamped	\$35.71
C03	Coupler 2" A-Frame Cast Hyd.	\$0.00
C04	Coupler 2" Adjustable 4 Hole	\$35.71
C06	Coupler 2-5/16" A-Frame Stamped	\$57.14
C07	Coupler 2-5/16" Adjustable 4 Hole	\$64.29
D01	2' Dove Tail	\$71.43
D02	2' Diamond Plate On Dove Tail	\$164.29
D03	3' Dove Tail	\$78.57
D04	4' Dove Tail	\$85.71
E03	Steel Floor DP	\$27.14 ft.
E04	Mesh Floor	\$12.86 ft.
E05	Rough Oak Floor	\$22.86 ft.
E06	No Floor On Deck	-\$92.86
E07	Douglas Fir Wood Floor	\$11.43 ft.
E09	Blackwood Lumber	\$50.00 ft.
F03	Smooth Plate Tear Drop Fenders (weld-on)	\$0.00
F05	Diamond Plate Fenders (weld-on)	\$64.29
F06	Diamond Plate Fenders (removable)	\$64.29
F08	Diamond Plate Alum. Tear Drop Fenders (removable)	\$85.71
G03	3' Fold Gate Tubing w/Exp. Metal	-\$35.71
G05	4' Split Fold Gate Tubing w/Exp. Metal on 60" and wider	\$50.00
G06	4' HD Fold Gate w/Spring Assist	\$114.29
G07	4' HD Split Fold Gate w/Spring Assist	\$142.86
G08	5' HD Fold Gate w/Ramp & Springs	\$221.43
G09	5' HD Fold Gate Split w/Ramp & Springs	\$242.86
G24	5' Split Fold Gate Tubing w/Exp. Metal on 60" and wider	\$285.71
G16	4' HD Fold Gate w/Ramp & Springs	\$185.71

G17	4' HD Split Fold Gate w/Ramp & Springs	\$207.14
GF1	Front Fold Gate	\$164.29
GS1	4' Side Fold Gate	\$178.57
GS2	5' Side Fold Gate	\$200.00
GS3	6' Side Fold Gate	\$221.43
GS5	5' Side Bi-Fold Gate	\$371.43
H02	Slide-IN Ramps 5' x 13"	\$314.29
I01	16" Cross-Members	\$9.29 ft.
J02	Jack Drop Leg 7000 lb.	\$35.71
L10	LED Single Row Light Bar	\$257.14
L11	LED Dual Row Light Bar	\$357.14
L07	Lighting LED (w/Cold Weather Harness)	\$35.71
L05	Lighting LED (Back Up)	\$135.71
M01	D-Rings 3" Weld On (each)	\$21.43
M50	D-Rings 4" Weld On (each)	\$28.57
M00	D-Rings 4" Recessed 360 Rotational Bolt On	\$28.57
M19	3" Removable D-Rings (each)	\$41.43
M29	4" Removable D-Rings (each)	\$48.57
MF1	Mud Flaps	\$71.43
P02	Angle Iron Side Rails (weld on)	\$0.00
P03	2-3/8" Pipe Top Side Rails (weld on)	\$6.43 ft.
P04	Sq. Tube Side Rails (weld on)	\$5.71 ft.
P06	2-3/8" Pipe Top Side Rails (removable)	\$6.43 ft.
P07	Sq. Tube Side Rails (removable)	\$5.71 ft.
Q04	Exp. Metal Sides 36"	\$4.29 ft.
Q05	Exp. Metal Sides 48"	\$8.57 ft.
R03	Solid Metal Sides 24"	\$20.00 ft.
R04	Solid Metal Sides 36"	\$28.57 ft.
R05	Solid Metal Sides 48"	\$37.14 ft.
T01	Front Tongue Mount Tool Box w/Gas Shock	\$178.57
RB1	Running Boards	\$171.43
RS1	2 - 5K Rear Support Swivel Jacks	\$128.57
RS2	2 - Rear Support Stands (Tube)	\$121.43
SA1	Spring Assist on Fold Gates	\$42.86
STC	Spare Tire ST205/75 R15 LRC 6 Ply. 5-Hole	\$107.14
STE	Spare Tire ST225/75 R15 LRD 8 Ply. 5-Hole	\$114.29
SP1	4 - Additional Stake Pockets	\$24.29
TC1	Front Tool Cage w/Expanded Metal	\$292.86
TC2	Front Tool Cage 2' X 4' W/side Doors	\$392.86
TC3	Front Tool Cage w/Solid Metal	\$364.29
TM1	Spare Tire Mount	\$42.86
TM2	Removable Spare Tire Mount	\$57.14
ZP2	Powdura OneCure Primer	\$285.71
CG3	Gray	\$71.43
CW4	White	\$71.43
CR5	Red	\$71.43
CB6	Blue	\$71.43
CG7	Green	\$71.43
CY8	Yellow	\$71.43
CO9	Orange	\$71.43
CA1	OD Army Green	\$71.43
CT2	Coyote Tan	\$71.43
CP0	Pink	\$71.43
CNG	Neon Green	\$71.43



TANDEM AXLE DECK OVER

w/4" Channel Frame 7,000 Lb



Photo may be shown with additional options

STANDARD SPECIFICATIONS	
GVWR:	7,000 lb
GAWR:	3,500 Lb (ea axle)
Couplers	2-5/16" Adjustable
Safety Chains	7,600 Lb 5/16 x 29 G#30
Jack	5,000 Lb Top Wind Swivel Jack
Axles	2-3,500 Lb Cambered Dexter Spring 1 Elec. Brake
Wheels	15" 5-Hole
Tires	205/75 R15 LRC
Suspension	Multi-Leaf Spring
Tongue Neck	4" Channel (4.5 lbs/ft)
Frame	4" Channel (4.5 lbs/ft)
Crossmembers	2" x 2" x 3/16 Angle Iron (2.44 lbs/ft)
Flooring	Treated Wood
Ramps	5' Slide-In Ramps
Lights	LED D.O.T. Stop, Tail, Turn and Clearance
Wire Harness	16 Ga. 5-Way Double Insulated Harness w/7-way plug
Finishing Coat	Sherwin-Williams Powdura Polyester TGIC Gloss Powder Coating
Finish (prep)	Mechanical and/or Chemical Pretreatment for Maximum Paint Adhesion
Color	Black

STANDARD PRICING

MODEL#	DESCRIPTION	WEIGHT in lbs	MSRP:
TV9616032	96" X 16' Tandem Axle Deck Over w/4" Channel Frame	2238	\$2,914.29
TV9623032	96" X 23' Tandem Axle Deck Over w/4" Channel Frame	2801	\$3,328.57

TANDEM AXLE DECK OVER AVAILABLE OPTIONS



CODE	DESCRIPTION	MSRP:
ESB	2 - 3,500 Lb Axles (2 Elec Brakes) Forward Adjusting	\$150.00
HS2	2 - 3,500 Lb Dexter Spring Axles (2 Hyd Surge Brakes)	\$885.71
A04	ST225/75 R15 LRD 8 Ply.	\$57.14
E07	Douglas Fir Wood Floor	\$11.43 ft.
E09	Blackwood Lumber	\$50.00 ft.
H20	Snow Mobile Slide In Ramps 59" X 72"	\$164.29
I01	16" Cross-Members	\$9.29 ft.
L10	LED Single Row Light Bar	\$257.14
L11	LED Dual Row Light Bar	\$357.14
L07	Lighting LED (w/Cold Weather Harness)	\$35.71
L05	Lighting LED (Back Up)	\$135.71
M01	D-Rings 3" Weld On (each)	\$21.43
M50	D-Rings 4" Weld On (each)	\$28.57
M00	D-Rings 4" Recessed 360 Rotational Bolt On	\$28.57
M19	3" Removable D-Rings (each)	\$41.43
M29	4" Removable D-Rings (each)	\$48.57
T01	Front Tongue Mount Tool Box w/Gas Shock	\$178.57
RR1	Rub Rail	\$7.14 ft.
RS1	2 - 5K Rear Support Swivel Jacks	\$128.57
SG1	Diamond Plate Front Stone Guard	\$335.71
STC	Spare Tire ST205/75 R15 LRC 6 Ply. 5-Hole	\$107.14
STE	Spare Tire ST225/75 R15 LRD 8 Ply. 5-Hole	\$114.29
SP1	4 - Additional Stake Pockets	\$24.29
TM1	Spare Tire Mount	\$42.86
TM2	Removable Spare Tire Mount	\$57.14
ZP2	Powdura OneCure Primer	\$285.71
CG3	Gray	\$71.43
CW4	White	\$71.43
CR5	Red	\$71.43
CB6	Blue	\$71.43
CG7	Green	\$71.43
CY8	Yellow	\$71.43
CO9	Orange	\$71.43
CA1	OD Army Green	\$71.43
CT2	Coyote Tan	\$71.43
CP0	Pink	\$71.43
CNG	Neon Green	\$71.43



CARHAULER PIPETOP

w/5" Channel Frame & Siderails 7,000 Lb



STANDARD SPECIFICATIONS	
GVWR:	7,000 lb
GAWR:	3,500 Lb (ea axle)
Couplers	2" A-Frame 7,000 Lb
Safety Chains	7,600 Lb 5/16 X 29 G#30
Jack	5,000 Lb Top Wind Swivel Jack
Axles	2-3,500 Lb Cambered Dexter Spring 1 Elec. Brake Forward Adjusting
Wheels	15" 5-Hole
Tires	205/75 R15 LRC
Suspension	Multi-Leaf Spring
Tongue Neck	5" Channel (6.7 lbs/ft)
Frame	5" Channel (6.7 lbs/ft)
Side Rails	3" Pipetop
Uprights	2" X 2" 3/16" Angle Iron
Crossmembers	3" Channel 24" OC (3.5 lbs/ft)
Flooring	Treated Wood
Fenders	Weld-On Smooth Plate
Ramps	5' Slide-In Ramps
Top Rail	3" Pipe
Lights	LED D.O.T. Stop, Tail, Turn and Clearance
Wire Harness	16 Ga. 5-Way Double Insulated Harness w/7-way plug
D-Rings	3" Standard D-Rings
Finishing Coat	Sherwin-Williams Powdura Polyester TGIC Gloss Powder Coating
Finish (prep)	Mechanical and/or Chemical Pretreatment for Maximum Paint Adhesion
Color	Black

STANDARD PRICING

MODEL#	DESCRIPTION	WEIGHT in lbs	MSRP:
CS8312032	83" X 12' Carhauler w/5" Channel Frame & Siderails	2082	\$2,721.43
CS8314032	83" X 14' Carhauler w/5" Channel Frame & Siderails	2256	\$2,842.86
CS8316032	83" X 16' Carhauler w/5" Channel Frame & Siderails	2444	\$2,957.14
CS8318032	83" X 18' Carhauler w/5" Channel Frame & Siderails	2625	\$3,071.43
CS8320032	83" X 20' Carhauler w/5" Channel Frame & Siderails	2808	\$3,214.29
CS8322032	83" X 22' Carhauler w/5" Channel Frame & Siderails	2990	\$3,364.29

CARHAULER PIPETOP

AVAILABLE OPTIONS



CODE	DESCRIPTION	MSRP:
ESB	2 - 3,500 Lb Axles (2 Elec Brakes) Forward Adjusting	\$171.43
HS1	2 - 3,500 Lb Axles (1 Hyd Brake)	\$607.14
HS2	2 - 3,500 Lb Axles (2 Hyd Brakes)	\$885.71
A04	ST225/75 R15 LRD 8 Ply.	\$57.14
C02	Coupler 2" A-Frame Stamped	\$35.71
C03	Coupler 2" A-Frame Cast Hyd.	\$0.00
C04	Coupler 2" Adjustable 4 Hole	\$35.71
C06	Coupler 2-5/16" A-Frame Stamped	\$57.14
C07	Coupler 2-5/16" Adjustable 4 Hole	\$64.29
C11	Pintle Ring 3" Adjustable 6 Hole	\$64.29
D01	2' Dove Tail	\$71.43
D02	2' Diamond Plate On Dove Tail	\$164.29
D03	3' Dove Tail	\$78.57
D04	4' Dove Tail	\$85.71
E03	Steel Floor DP	\$27.14 ft.
E05	Rough Oak Floor	\$22.86 ft.
E07	Douglas Fir Wood Floor	\$11.43 ft.
E09	Blackwood Lumber	\$50.00 ft.
F04	Smooth Plate Tear Drop Fenders (removable)	\$0.00
F05	Diamond Plate Fenders (weld-on)	\$64.29
F06	Diamond Plate Fenders (removable)	\$64.29
F08	Diamond Plate Alum. Tear Drop Fenders (removable)	\$85.71
F09	Heavy Duty 10" Fenders (weld-on)	\$171.43
FH1	Fork Holders	\$250.00
G16	4' HD Fold Gate w/Ramp & Springs	\$185.71
G17	4' HD Fold Gate Split w/Ramp & Springs	\$200.00
G08	5' HD Fold Gate w/Ramp & Springs	\$214.29
G09	5' HD Fold Gate Split w/Ramp & Springs	\$257.14
G10	6' HD Fold Gate w/Ramp & Springs	\$285.71
G11	6' HD Fold Gate Split w/Ramp & Springs	\$328.57
H03	Fold Up Ramps 5' x 16"	\$142.86
H04	3rd. Fold Up Ramp 5' x 16"	\$392.86
H09	Slide-In Ramps 6' x 13"	\$71.43
H14	Rear Slide-IN Ramps 5' x 13" (Standard 18'+)	\$92.86
K30	Double Hinges for 2 Ramps	\$64.29
K31	Double Hinges for 3 Ramps	\$100.00
I01	16" Cross-Members	\$9.29 ft.
I02	12" Cross-Members	\$15.00 ft.
J02	Jack Drop Leg 7000 lb.	\$50.00
L10	LED Single Row Light Bar	\$257.14
L11	LED Dual Row Light Bar	\$357.14
L07	Lighting LED (w/Cold Weather Harness)	\$35.71
L05	Lighting LED (Back Up)	\$135.71
M01	D-Rings 3" Weld On (each)	\$21.43
M50	D-Rings 4" Weld On (each)	\$28.57
M00	D-Rings 4" Recessed 360 Rotational Bolt On	\$28.57
M19	3" Removable D-Rings (each)	\$41.43
M29	4" Removable D-Rings (each)	\$48.57
MF1	Mud Flaps	\$71.43
P09	3" Pipe Top Side Rails (removable)	\$0.00
P03	2-3/8" Pipe Top Side Rails (weld on)	\$0.00
P06	2-3/8" Pipe Top Side Rails (removable)	\$0.00

P04	Sq. Tube Side Rails (weld on)	\$0.00
P07	Sq. Tube Side Rails (removable)	\$0.00
Q02	Exp. Metal Sides 16"	\$7.14 ft.
Q03	Exp. Metal Sides 24"	\$12.86 ft.
Q04	Exp. Metal Sides 36"	\$17.14 ft.
Q05	Exp. Metal Sides 48"	\$20.00 ft.
R02	Solid Metal Sides 16"	\$10.00 ft.
R03	Solid Metal Sides 24"	\$12.86 ft.
R04	Solid Metal Sides 36"	\$22.86 ft.
R05	Solid Metal Sides 48"	\$27.14 ft.
T01	Front Tongue Mount Tool Box w/Gas Shock	\$178.57
SG2	4' Front Stone Guard	\$428.57
W01	Winch Plate	\$71.43
W10	15,000 lb. Winch Package	\$3,314.29
RB1	Running Boards	\$171.43
RR1	Rub Rail	\$7.14 ft.
RS1	2 - 5K Rear Support Swivel Jacks (Standard 24'+)	\$128.57
RS2	2 - Rear Support Stands (Tube)	\$121.43
STC	Spare Tire ST205/75 R15 LRC 6 Ply. 5-Hole	\$107.14
STE	Spare Tire ST225/75 R15 LRD 8 Ply. 5-Hole	\$114.29
SP1	4 - Additional Stake Pockets	\$24.29
TM1	Spare Tire Mount	\$42.86
TM2	Removable Spare Tire Mount	\$57.14
ZP2	Powdura OneCure Primer	\$285.71
CG3	Gray	\$71.43
CW4	White	\$71.43
CR5	Red	\$71.43
CB6	Blue	\$71.43
CG7	Green	\$71.43
CY8	Yellow	\$71.43
CO9	Orange	\$71.43
CA1	OD Army Green	\$71.43
CT2	Coyote Tan	\$71.43
CP0	Pink	\$71.43
CNG	Neon Green	\$71.43



CARHAULER PIPETOP

w/5" Channel Frame & Siderails 9,990 Lb



STANDARD SPECIFICATIONS	
GVWR:	9,990 lb
GAWR:	5,200 Lb (ea axle)
Couplers	2-5/16" A-Frame Stamped
Safety Chains	12,600 Lb 1/4 x 28 G#70
Jack	5,000 Lb Swivel
Axles	2-5,200 Lb Cambered Dexter Spring 1 Elec. Brake Forward Adjusting
Wheels	15" 6-Hole
Tires	225/75 R15 LRD
Suspension	Multi-Leaf Spring
Tongue Neck	5" Channel (6.7 lbs/ft)
Frame	5" Channel (6.7 lbs/ft)
Uprights	2" X 2" 3/16" Angle Iron
Crossmembers	3" Channel 24" OC (3.5 lbs/ft)
Flooring	Treated Wood
Fenders	Weld-On Diamond Plate
Ramps	5' Slide-In Ramps
Top Rail	3" Pipe
Lights	LED D.O.T. Stop, Tail, Turn and Clearance
Wire Harness	16 Ga. 5-Way Double Insulated Harness w/7-way plug
D-Rings	3" Standard D-Rings
Finishing Coat	Sherwin-Williams Powdura Polyester TGIC Gloss Powder Coating
Finish (prep)	Mechanical and/or Chemical Pretreatment for Maximum Paint Adhesion
Color	Black

STANDARD PRICING

MODEL#	DESCRIPTION	WEIGHT in lbs	MSRP:
CS8312052	83" X 12' Carhauler w/5" Channel Frame & Siderails	2284	\$3,157.14
CS8314052	83" X 14' Carhauler w/5" Channel Frame & Siderails	2466	\$3,271.43
CS8316052	83" X 16' Carhauler w/5" Channel Frame & Siderails	2664	\$3,385.71
CS8318052	83" X 18' Carhauler w/5" Channel Frame & Siderails	2855	\$3,507.14
CS8320052	83" X 20' Carhauler w/5" Channel Frame & Siderails	3048	\$3,650.00
CS8322052	83" X 22' Carhauler w/5" Channel Frame & Siderails	3286	\$3,800.00
CS8324052	83" X 24' Carhauler w/8" Channel Frame & Siderails	3845	\$4,171.43

CARHAULER PIPETOP

AVAILABLE OPTIONS



CODE	DESCRIPTION	MSRP:
ESB	2 - 5200 Lb Axles (2 Elec Brakes) Forward Adjusting	\$171.43
HS1	2 - 5200 Lb Axles (1 Hyd Brake)	\$778.57
HS2	2 - 5200 Lb Axles (2 Hyd Brakes)	\$1,021.43
A05	ST235/80 R16 LRE 10 Ply.	\$57.14
A12	ST225/75 R15 LRD 8 Ply. w/Chrome Wheels	\$107.14
A13	ST235/80 R16 LRE 10 Ply. w/Chrome Wheels	\$164.29
A18	ST225/75 R15 LRD 8 Ply. w/Aluminum Wheels	\$185.71
A19	ST235/80 R16 LRE 10 Ply. w/Aluminum Wheels	\$278.57
B04	6" Channel Frame	\$107.14
C07	Coupler 2-5/16" Adjustable 4 Hole	\$64.29
C08	Coupler 2-5/16" Adjustable Hyd.	\$0.00
C11	Pintle Ring 3" Adjustable 6 Hole	\$64.29
D01	2' Dove Tail	\$71.43
D02	2' Diamond Plate On Dove Tail	\$164.29
D03	3' Dove Tail	\$78.57
D04	4' Dove Tail	\$85.71
E03	Steel Floor DP	\$27.14 ft.
E05	Rough Oak Floor	\$22.86 ft.
E07	Douglas Fir Wood Floor	\$11.43 ft.
E09	Blackwood Lumber	\$50.00 ft.
F06	Diamond Plate Fenders (removable)	\$64.29
F08	Diamond Plate Alum. Tear Drop Fenders (removable)	\$85.71
F09	Heavy Duty 10" Fenders (weld-on)	\$171.43
FH1	Fork Holders	\$250.00
G16	4' HD Fold Gate w/Ramp & Springs	\$185.71
G17	4' HD Fold Gate Split w/Ramp & Springs	\$200.00
G08	5' HD Fold Gate w/Ramp & Springs	\$214.29
G09	5' HD Fold Gate Split w/Ramp & Springs	\$257.14
G10	6' HD Fold Gate w/Ramp & Springs	\$285.71
G11	6' HD Fold Gate Split w/Ramp & Springs	\$328.57
G21	6' Stand Up Ramps w/Center Gate & Springs	\$500.00
GS1	4' Side Fold Gate	\$171.43
H03	Fold Up Ramps 5' x 16"	\$142.86
H04	3rd. Fold Up Ramp 5' x 16"	\$392.86
H09	Slide-In Ramps 6' x 13"	\$71.43
H14	Rear Slide-IN Ramps 5' x 13" (Standard 18'+)	\$92.86
K30	Double Hinges for 2 Ramps	\$64.29
K31	Double Hinges for 3 Ramps	\$100.00
I01	16" Cross-Members	\$9.29 ft.
I02	12" Cross-Members	\$15.00 ft.
J02	Jack Drop Leg 7000 lb.	\$50.00
J04	Jack Spring Loaded Drop Leg 1-10K	\$150.00
L10	LED Single Row Light Bar	\$257.14
L11	LED Dual Row Light Bar	\$357.14
L07	Lighting LED (w/Cold Weather Harness)	\$35.71
L05	Lighting LED (Back Up)	\$135.71
M01	D-Rings 3" Weld On (each)	\$21.43
M50	D-Rings 4" Weld On (each)	\$28.57
M00	D-Rings 4" Recessed 360 Rotational Bolt On	\$28.57
M19	3" Removable D-Rings (each)	\$41.43
M29	4" Removable D-Rings (each)	\$48.57
MF1	Mud Flaps	\$71.43
P09	3" Pipe Top Side Rails (removable)	\$0.00

P03	2-3/8" Pipe Top Side Rails (weld on)	\$0.00
P06	2-3/8" Pipe Top Side Rails (removable)	\$0.00
P04	Sq. Tube Side Rails (weld on)	\$0.00
P07	Sq. Tube Side Rails (removable)	\$0.00
Q02	Exp. Metal Sides 16"	\$7.14 ft.
Q03	Exp. Metal Sides 24"	\$12.86 ft.
Q04	Exp. Metal Sides 36"	\$17.14 ft.
Q05	Exp. Metal Sides 48"	\$20.00 ft.
R02	Solid Metal Sides 16"	\$10.00 ft.
R03	Solid Metal Sides 24"	\$12.86 ft.
R04	Solid Metal Sides 36"	\$22.86 ft.
R05	Solid Metal Sides 48"	\$27.14 ft.
SG2	4' Front Stone Guard	\$428.57
T01	Front Tongue Mount Tool Box w/Gas Shock	\$178.57
W01	Winch Plate	\$71.43
W10	15,000 lb. Winch Package	\$3,314.29
RB1	Running Boards	\$171.43
RR1	Rub Rail	\$7.14 ft.
RS1	2 - 5K Rear Support Swivel Jacks (Standard 24'+)	\$128.57
RS2	2 - Rear Support Stands (Tube)	\$121.43
STG	Spare Tire ST225/75 R15 LRD 8 Ply. 6-Hole Silver Mod	\$128.57
STH	Spare Tire ST235/80 R16 LRE 10 Ply. 6 Hole Silver Mod	\$200.00
STN	Spare Tire ST225/75 R15 LRD 8 Ply. 6-Hole Chrome Wheel	\$235.71
STO	Spare Tire ST235/80 R16 LRE 10 Ply. 6 Hole Chrome Wheel	\$285.71
SP1	4 - Additional Stake Pockets	\$24.29
TM1	Spare Tire Mount	\$42.86
TM2	Removable Spare Tire Mount	\$57.14
ZP2	Powdura OneCure Primer	\$285.71
CG3	Gray	\$71.43
CW4	White	\$71.43
CR5	Red	\$71.43
CB6	Blue	\$71.43
CG7	Green	\$71.43
CY8	Yellow	\$71.43
CO9	Orange	\$71.43
CA1	OD Army Green	\$71.43
CT2	Coyote Tan	\$71.43
CP0	Pink	\$71.43
CNG	Neon Green	\$71.43



CARHAULER PIPETOP

w/6" Channel Frame & Siderails 14,000 Lb



STANDARD SPECIFICATIONS	
GVWR:	14,000 lb
GAWR:	7,000 Lb (ea axle)
Couplers	2-5/16" Adjustable
Safety Chains	18,800 Lb 5/16 x 28 G#70
Jack	1-10K Drop Leg Spring Return
Axles	2-7,000 Lb Cambered Dexter Spring 1 Elec. Brake Forward Adjusting
Wheels	16" 8-Hole
Tires	235/80 R16 LRE
Suspension	Multi-Leaf Spring
Tongue_Neck	6" Channel (8.2 lbs/ft)
Frame	6" Channel (8.2 lbs/ft)
Uprights	2" X 2" 3/16" Angle Iron
Crossmembers	3" Channel 16" OC (3.5 lbs/ft)
Flooring	Treated Wood
Fenders	Weld-On Diamond Plate
Ramps	5' Slide-In Ramps
Top Rail	3" Pipe
Lights	LED D.O.T. Stop, Tail, Turn and Clearance
Wire Harness	16 Ga. 5-Way Double Insulated Harness w/7-way plug
D-Rings	3" Standard D-Rings
Finishing Coat	Sherwin-Williams Powdura Polyester TGIC Gloss Powder Coating
Finish (prep)	Mechanical and/or Chemical Pretreatment for Maximum Paint Adhesion
Color	Black

STANDARD PRICING

MODEL#	DESCRIPTION	WEIGHT in lbs	MSRP:
CS8316072	83" X 16' Carhauler w/6" Channel Frame & Siderails	2908	\$4,078.57
CS8318072	83" X 18' Carhauler w/6" Channel Frame & Siderails	3098	\$4,200.00
CS8320072	83" X 20' Carhauler w/6" Channel Frame & Siderails	3291	\$4,342.86
CS8322072	83" X 22' Carhauler w/6" Channel Frame & Siderails	3530	\$4,492.86
CS8324072	83" X 24' Carhauler w/8" Channel Frame & Siderails	4131	\$5,028.57
CS8326072	83" X 26' Carhauler w/8" Channel Frame & Siderails	4320	\$5,264.29

CARHAULER PIPETOP

AVAILABLE OPTIONS



CODE	DESCRIPTION	MSRP:
ESB	2 - 7,000 Lb Axles (2 Elec Brakes) Forward Adjusting	\$171.43
HS1	2 - 7,000 Lb Axles (1 Hyd Drum Brake)	\$778.57
HS2	2 - 7,000 Lb Axles (2 Hyd Drum Brakes)	\$1,064.29
HS2	2 - 7,000 Lb Axles (2 Hyd Disc Brakes)	\$1,478.57
ESB	2 - 8,000 Lb Axles (2 Elec Brakes) Forward Adjusting	\$2,850.00
ESC	3 - 7,000 Lb Axles (3 Elec Brakes) Forward Adjusting	\$1,135.71
HS3	3 - 7,000 Lb Axles (3 Hyd Drum Brakes)	\$2,257.14
HS3	3 - 7,000 Lb Axles (3 Hyd Disc Brakes)	\$2,771.43
ESC	3 - 8,000 Lb Axles (3 Elec Brakes) Forward Adjusting	\$4,071.43
A06	ST235/85 R16 LRG 14 Ply.	\$107.14
A20	ST235/80 R16 LRE 10 Ply. w/Chrome Wheels	\$135.71
A14	ST235/85 R16 LRG 14 Ply. w/Chrome Wheels	\$242.86
A15	215-75R-175H-1 Single 17.5" X 6.75", 8 X 6.5 (8k)	\$221.43
A16	ST235/80 R16 LRE 10 Ply. w/Aluminum Wheels	\$185.71
A17	ST235/85 R16 LRG 14 Ply. w/Aluminum Wheels	\$285.71
C08	Coupler 2-5/16" Adjustable Hyd.	\$0.00
C09	Coupler 2-5/16" Adjustable Flat Mount Turtle	\$278.57
C11	Pintle Ring 3" Adjustable 4 Hole	\$0.00
D01	2' Dove Tail	\$71.43
D02	2' Diamond Plate On Dove Tail	\$164.29
D03	3' Dove Tail	\$78.57
D04	4' Dove Tail	\$85.71
E03	Steel Floor DP	\$27.14 ft.
E05	Rough Oak Floor	\$22.86 ft.
E07	Douglas Fir Wood Floor	\$11.43 ft.
E09	Blackwood Lumber	\$50.00 ft.
F06	Diamond Plate Fenders (removable)	\$0.00
F08	Diamond Plate Alum. Tear Drop Fenders (removable)	\$85.71
F09	Heavy Duty 10" Fenders (weld-on)	\$171.43
FH1	Fork Holders	\$250.00
G16	4' HD Fold Gate w/Ramp & Springs	\$185.71
G17	4' HD Fold Gate Split w/Ramp & Springs	\$200.00
G08	5' HD Fold Gate w/Ramp & Springs	\$214.29
G09	5' HD Fold Gate Split w/Ramp & Springs	\$257.14
G10	6' HD Fold Gate w/Ramp & Springs	\$285.71
G11	6' HD Fold Gate Split w/Ramp & Springs	\$328.57
G21	6' Stand Up Ramps w/Center Gate & Springs	\$500.00
H03	Fold Up Ramps 5' x 16"	\$142.86
H04	3rd. Fold Up Ramp 5' x 16"	\$392.86
H08	Multi Purpose Equipment Dove	\$492.86
H09	Slide-In Ramps 6' x 13"	\$107.14
H10	Fold Up Ramps 6' x 16" (carhauler)	\$250.00
H11	3rd. Fold Up Ramp 6' x 16" (carhauler)	\$500.00
H14	Rear Slide-IN Ramps 5' x 13" (Standard 18'+)	\$92.86
K30	Double Hinges for 2 Ramps	\$64.29
K31	Double Hinges for 3 Ramps	\$100.00
I02	12" Cross-Members	\$15.00 ft.
J05	Jack Spring Loaded Drop Leg 2-10K (standard on 24'+)	\$221.43
L10	LED Single Row Light Bar	\$257.14
L11	LED Dual Row Light Bar	\$357.14
L07	Lighting LED (w/Cold Weather Harness)	\$35.71

L05	Lighting LED (Back Up)	\$135.71
M01	D-Rings 3" Weld On (each)	\$21.43
M50	D-Rings 4" Weld On (each)	\$28.57
M00	D-Rings 4" Recessed 360 Rotational Bolt On	\$28.57
M19	3" Removable D-Rings (each)	\$41.43
M29	4" Removable D-Rings (each)	\$48.57
MF1	Mud Flaps	\$71.43
P09	3" Pipe Top Side Rails (removable)	\$0.00
P03	2-3/8" Pipe Top Side Rails (weld on)	\$0.00
P06	2-3/8" Pipe Top Side Rails (removable)	\$0.00
P04	Sq. Tube Side Rails (weld on)	\$0.00
P07	Sq. Tube Side Rails (removable)	\$0.00
Q02	Exp. Metal Sides 16"	\$7.14 ft.
Q03	Exp. Metal Sides 24"	\$12.86 ft.
Q04	Exp. Metal Sides 36"	\$17.14 ft.
Q05	Exp. Metal Sides 48"	\$20.00 ft.
R02	Solid Metal Sides 16"	\$10.00 ft.
R03	Solid Metal Sides 24"	\$12.86 ft.
R04	Solid Metal Sides 36"	\$22.86 ft.
R05	Solid Metal Sides 48"	\$27.14 ft.
SG2	4' Front Stone Guard	\$428.57
T01	Front Tongue Mount Tool Box w/Gas Shock	\$178.57
W01	Winch Plate	\$71.43
W10	15,000 lb. Winch Package	\$3,314.29
EL1	Wet Bolt Kit Equalizer Lubrication	\$35.71
RB1	Running Boards	\$171.43
RR1	Rub Rail	\$7.14 ft.
RS1	2 - 5K Rear Support Swivel Jacks (Standard 24'+)	\$128.57
RS2	2 - Rear Support Stands (Tube)	\$121.43
RS3	2 - 7K Rear Support Jacks	\$142.86
STI	Spare Tire ST235/80 R16 LRE 10 Ply. 8 Hole Silver Mod	\$200.00
STK	Spare Tire ST235/85 R16 LRG 14 Ply. 8 Hole Silver Mod	\$257.14
STP	Spare Tire ST235/80 R16 LRE 10 Ply. 8 Hole Aluminum Wheels	\$328.57
STQ	Spare Tire ST235/85 R16 LRG 14 Ply. 8 Hole Aluminum Wheels	\$492.86
STS	Spare Tire ST235/80 R16 LRE 10 Ply. 8 Hole Chrome Wheels	\$328.57
STU	Spare Tire ST235/85 R16 LRG 14 Ply. 8 Hole Chrome Wheels	\$400.00
STT	Spare Tire 215-75R-175H-1 Single 17.5" X 6.75", 8 X 6.5	\$328.57
SP1	4 - Additional Stake Pockets	\$24.29
TM1	Spare Tire Mount	\$42.86
TM2	Removable Spare Tire Mount	\$57.14
ZP2	Powdura OneCure Primer	\$285.71
CG3	Gray	\$71.43
CW4	White	\$71.43
CR5	Red	\$71.43
CB6	Blue	\$71.43
CG7	Green	\$71.43
CY8	Yellow	\$71.43
CO9	Orange	\$71.43
CA1	OD Army Green	\$71.43
CT2	Coyote Tan	\$71.43
CP0	Pink	\$71.43
CNG	Neon Green	\$71.43





CARHAULER

w/5" Channel Frame 7,000 Lb



STANDARD SPECIFICATIONS

GVWR:	7,000 lb
GAWR:	3,500 Lb (ea axle)
Couplers	2" A-Frame 7,000 Lb
Safety Chains	7,600 Lb 5/16 X 29 G#30
Jack	5,000 Lb Top Wind Swivel Jack
Axles	2-3,500 Lb Cambered Dexter Spring 1 Elec. Brake Forward Adjusting
Wheels	15" 5-Hole
Tires	205/75 R15 LRC
Suspension	Multi-Leaf Spring
Tongue_Neck	5" Channel (6.7 lbs/ft)
Frame	5" Channel (6.7 lbs/ft)
Uprights	2" X 2" 3/16" Angle Iron
Crossmembers	3" Channel 24" OC (3.5 lbs/ft)
Flooring	Treated Wood
Fenders	Removable Smooth Plate
Ramps	5' Slide-In Ramps
Top Rail	2" X 2" 1/8" Tubing
Lights	LED D.O.T. Stop, Tail, Turn and Clearance
Wire Harness	16 Ga. 5-Way Double Insulated Harness w/7-way plug
D-Rings	3" Standard D-Rings
Finishing Coat	Sherwin-Williams Powdura Polyester TGIC Gloss Powder Coating
Finish (prep)	Mechanical and/or Chemical Pretreatment for Maximum Paint Adhesion
Color	Black

STANDARD PRICING

MODEL#	DESCRIPTION	WEIGHT in lbs	MSRP:
CH8312032	83" X 12' Carhauler	1860	\$2,592.86
CH8314032	83" X 14' Carhauler	2003	\$2,692.86
CH8316032	83" X 16' Carhauler	2160	\$2,785.71
CH8318032	83" X 18' Carhauler	2310	\$2,878.57
CH8320032	83" X 20' Carhauler	2462	\$3,000.00
CH8322032	83" X 22' Carhauler	2613	\$3,128.57
CH0212032	102" X 12' Carhauler	2106	\$2,942.86
CH0214032	102" X 14' Carhauler	2299	\$3,042.86
CH0216032	102" X 16' Carhauler	2492	\$3,135.71
CH0218032	102" X 18' Carhauler	2684	\$3,228.57
CH0220032	102" X 20' Carhauler	2877	\$3,350.00
CH0222032	102" X 22' Carhauler	3069	\$3,478.57

CARHAULER AVAILABLE OPTIONS



CODE	DESCRIPTION	MSRP:
ESB	2 - 3,500 Lb Axles (2 Elec Brakes) Forward Adjusting	\$171.43
HS1	2 - 3,500 Lb Axles (1 Hyd Brake)	\$607.14
HS2	2 - 3,500 Lb Axles (2 Hyd Brakes)	\$885.71
A04	ST225/75 R15 LRD 8 Ply.	\$57.14
C02	Coupler 2" A-Frame Stamped	\$35.71
C03	Coupler 2" A-Frame Cast Hyd.	\$0.00
C04	Coupler 2" Adjustable 4 Hole	\$35.71
C06	Coupler 2-5/16" A-Frame Stamped	\$57.14
C07	Coupler 2-5/16" Adjustable 4 Hole	\$64.29
C11	Pintle Ring 3" Adjustable 6 Hole	\$64.29
D01	2' Dove Tail	\$71.43
D02	2' Diamond Plate On Dove Tail	\$164.29
D03	3' Dove Tail	\$78.57
D04	4' Dove Tail	\$85.71
E03	Steel Floor DP	\$27.14 ft.
E05	Rough Oak Floor	\$22.86 ft.
E07	Douglas Fir Wood Floor	\$11.43 ft.
E09	Blackwood Lumber	\$50.00 ft.
F03	Smooth Plate Tear Drop Fenders (weld-on)	\$0.00
F05	Diamond Plate Fenders (weld-on)	\$64.29
F06	Diamond Plate Fenders (removable)	\$64.29
F08	Diamond Plate Alum. Tear Drop Fenders (removable)	\$85.71
F09	Heavy Duty 10" Fenders (weld-on)	\$171.43
FH1	Fork Holders	\$250.00
G16	4' HD Fold Gate w/Ramp & Springs	\$185.71
G17	4' HD Fold Gate Split w/Ramp & Springs	\$200.00
G08	5' HD Fold Gate w/Ramp & Springs	\$214.29
G09	5' HD Fold Gate Split w/Ramp & Springs	\$257.14
G10	6' HD Fold Gate w/Ramp & Springs	\$285.71
G11	6' HD Fold Gate Split w/Ramp & Springs	\$328.57
H03	Fold Up Ramps 5' x 16"	\$142.86
H04	3rd. Fold Up Ramp 5' x 16"	\$392.86
H09	Slide-In Ramps 6' x 13"	\$71.43
H14	Rear Slide-IN Ramps 5' x 13" (Standard 18'+)	\$92.86
K30	Double Hinges for 2 Ramps	\$64.29
K31	Double Hinges for 3 Ramps	\$100.00
I01	16" Cross-Members	\$9.29 ft.
I02	12" Cross-Members	\$15.00 ft.
J02	Jack Drop Leg 7000 lb.	\$50.00
L10	LED Single Row Light Bar	\$257.14
L11	LED Dual Row Light Bar	\$357.14
L07	Lighting LED (w/Cold Weather Harness)	\$35.71
L05	Lighting LED (Back Up)	\$135.71
M01	D-Rings 3" Weld On (each)	\$21.43
M50	D-Rings 4" Weld On (each)	\$28.57
M00	D-Rings 4" Recessed 360 Rotational Bolt On	\$28.57
M19	3" Removable D-Rings (each)	\$41.43
M29	4" Removable D-Rings (each)	\$48.57
MF1	Mud Flaps	\$71.43
T01	Front Tongue Mount Tool Box w/Gas Shock	\$178.57
SG2	4' Front Stone Guard	\$428.57

W01	Winch Plate	\$71.43
W10	15,000 lb. Winch Package	\$3,314.29
RB1	Running Boards	\$171.43
RR1	Rub Rail	\$7.14 ft.
RS1	2 - 5K Rear Support Swivel Jacks (Standard 24'+)	\$128.57
RS2	2 - Rear Support Stands (Tube)	\$121.43
STC	Spare Tire ST205/75 R15 LRC 6 Ply. 5-Hole	\$107.14
STE	Spare Tire ST225/75 R15 LRD 8 Ply. 5-Hole	\$114.29
SP1	4 - Additional Stake Pockets	\$24.29
TM1	Spare Tire Mount	\$42.86
TM2	Removable Spare Tire Mount	\$57.14
ZP2	Powdura OneCure Primer	\$285.71
CG3	Gray	\$71.43
CW4	White	\$71.43
CR5	Red	\$71.43
CB6	Blue	\$71.43
CG7	Green	\$71.43
CY8	Yellow	\$71.43
CO9	Orange	\$71.43
CA1	OD Army Green	\$71.43
CT2	Coyote Tan	\$71.43
CP0	Pink	\$71.43
CNG	Neon Green	\$71.43



CARHAULER

w/5" Channel Frame 9,990 Lb



Photo may be shown with additional options

STANDARD SPECIFICATIONS

GVWR:	9,990 lb
GAWR:	5,200 Lb (ea axle)
Couplers	2-5/16" A-Frame Stamped
Safety Chains	12,600 Lb 1/4 x 28 G#70
Jack	5,000 Lb Swivel
Axles	2-5,200 Lb Cambered Dexter Spring 1 Elec. Brake Forward Adjusting
Wheels	15" 6-Hole
Tires	225/75 R15 LRD
Suspension	Multi-Leaf Spring
Tongue_Neck	5" Channel (6.7 lbs/ft)
Frame	5" Channel (6.7 lbs/ft)
Uprights	2" X 2" 3/16" Angle Iron
Crossmembers	3" Channel 24" OC (3.5 lbs/ft)
Flooring	Treated Wood
Fenders	Removable Diamond Plate
Ramps	5' Slide-In Ramps
Top Rail	2" X 2" 1/8" Tubing
Lights	LED D.O.T. Stop, Tail, Turn and Clearance
Wire Harness	16 Ga. 5-Way Double Insulated Harness w/7-way plug
D-Rings	3" Standard D-Rings
Finishing Coat	Sherwin-Williams Powdura Polyester TGIC Gloss Powder Coating
Finish (prep)	Mechanical and/or Chemical Pretreatment for Maximum Paint Adhesion
Color	Black

STANDARD PRICING

MODEL#	DESCRIPTION	WEIGHT in lbs	MSRP:
CH8312052	83" X 12' Carhauler	2062	\$3,021.43
CH8314052	83" X 14' Carhauler	2213	\$3,121.43
CH8316052	83" X 16' Carhauler	2380	\$3,214.29
CH8318052	83" X 18' Carhauler	2540	\$3,307.14
CH8320052	83" X 20' Carhauler	2702	\$3,435.71
CH8322052	83" X 22' Carhauler	2909	\$3,557.14
CH8324052	83" X 24' Carhauler	3437	\$4,078.57
CH0212052	102" X 12' Carhauler	2190	\$3,371.43
CH0214052	102" X 14' Carhauler	2448	\$3,471.43
CH0216052	102" X 16' Carhauler	2706	\$3,564.29
CH0218052	102" X 18' Carhauler	2964	\$3,657.14
CH0220052	102" X 20' Carhauler	3222	\$3,785.71
CH0222052	102" X 22' Carhauler	3480	\$3,907.14
CH0224052	102" X 24' Carhauler	3738	\$4,421.43

CARHAULER AVAILABLE OPTIONS



CODE	DESCRIPTION	MSRP:
ESB	2 - 5200 Lb Axles (2 Elec Brakes) Forward Adjusting	\$171.43
HS1	2 - 5200 Lb Axles (1 Hyd Brake)	\$778.57
HS2	2 - 5200 Lb Axles (2 Hyd Brakes)	\$1,021.43
A05	ST235/80 R16 LRE 10 Ply.	\$57.14
A12	ST225/75 R15 LRD 8 Ply. w/Chrome Wheels	\$107.14
A13	ST235/80 R16 LRE 10 Ply. w/Chrome Wheels	\$164.29
A18	ST225/75 R15 LRD 8 Ply. w/Aluminum Wheels	\$185.71
A19	ST235/80 R16 LRE 10 Ply. w/Aluminum Wheels	\$278.57
B04	6" Channel Frame	\$7.14
C07	Coupler 2-5/16" Adjustable 4 Hole	\$64.29
C08	Coupler 2-5/16" Adjustable Hyd.	\$0.00
C11	Pintle Ring 3" Adjustable 6 Hole	\$64.29
D01	2' Dove Tail	\$71.43
D02	2' Diamond Plate On Dove Tail	\$164.29
D03	3' Dove Tail	\$78.57
D04	4' Dove Tail	\$85.71
E03	Steel Floor DP	\$27.14 ft.
E05	Rough Oak Floor	\$22.86 ft.
E07	Douglas Fir Wood Floor	\$11.43 ft.
E09	Blackwood Lumber	\$50.00 ft.
F05	Diamond Plate Fenders (weld-on)	\$0.00
F08	Diamond Plate Alum. Tear Drop Fenders (removable)	\$85.71
F09	Heavy Duty 10" Fenders (weld-on)	\$171.43
FH1	Fork Holders	\$250.00
G16	4' HD Fold Gate w/Ramp & Springs	\$185.71
G17	4' HD Fold Gate Split w/Ramp & Springs	\$200.00
G08	5' HD Fold Gate w/Ramp & Springs	\$214.29
G09	5' HD Fold Gate Split w/Ramp & Springs	\$257.14
G10	6' HD Fold Gate w/Ramp & Springs	\$285.71
G11	6' HD Fold Gate Split w/Ramp & Springs	\$328.57
G21	6' Stand Up Ramps w/Center Gate & Springs	\$500.00
GS1	4' Side Fold Gate	\$178.57
H03	Fold Up Ramps 5' x 16"	\$142.86
H04	3rd. Fold Up Ramp 5' x 16"	\$392.86
H09	Slide-In Ramps 6' x 13"	\$71.43
H14	Rear Slide-IN Ramps 5' x 13" (Standard 18'+)	\$92.86
K30	Double Hinges for 2 Ramps	\$64.29
K31	Double Hinges for 3 Ramps	\$100.00
I01	16" Cross-Members	\$9.29 ft.
I02	12" Cross-Members	\$15.00 ft.
J02	Jack Drop Leg 7000 lb.	\$50.00
J04	Jack Spring Loaded Drop Leg 1-10K	\$150.00
J05	Jack Spring Loaded Drop Leg 2-10K	\$257.14
L10	LED Single Row Light Bar	\$257.14
L11	LED Dual Row Light Bar	\$357.14
L07	Lighting LED (w/Cold Weather Harness)	\$35.71
L05	Lighting LED (Back Up)	\$135.71
M01	D-Rings 3" Weld On (each)	\$21.43
M50	D-Rings 4" Weld On (each)	\$28.57
M00	D-Rings 4" Recessed 360 Rotational Bolt On	\$28.57
M19	3" Removable D-Rings (each)	\$41.43
M29	4" Removable D-Rings (each)	\$48.57

MF1	Mud Flaps	\$71.43
SG2	4' Front Stone Guard	\$428.57
T01	Front Tongue Mount Tool Box w/Gas Shock	\$178.57
W01	Winch Plate	\$71.43
W10	15,000 lb. Winch Package	\$3,314.29
RB1	Running Boards	\$171.43
RR1	Rub Rail	\$7.14 ft.
RS1	2 - 5K Rear Support Swivel Jacks (Standard 24'+)	\$128.57
RS2	2 - Rear Support Stands (Tube)	\$121.43
STG	Spare Tire ST225/75 R15 LRD 8 Ply. 6-Hole Silver Mod	\$128.57
STH	Spare Tire ST235/80 R16 LRE 10 Ply. 6 Hole Silver Mod	\$200.00
STN	Spare Tire ST225/75 R15 LRD 8 Ply. 6-Hole Chrome Wheel	\$235.71
STO	Spare Tire ST235/80 R16 LRE 10 Ply. 6 Hole Chrome Wheel	\$285.71
SP1	4 - Additional Stake Pockets	\$24.29
TM1	Spare Tire Mount	\$42.86
TM2	Removable Spare Tire Mount	\$57.14
ZP2	Powdura OneCure Primer	\$285.71
CG3	Gray	\$71.43
CW4	White	\$71.43
CR5	Red	\$71.43
CB6	Blue	\$71.43
CG7	Green	\$71.43
CY8	Yellow	\$71.43
CO9	Orange	\$71.43
CA1	OD Army Green	\$71.43
CT2	Coyote Tan	\$71.43
CP0	Pink	\$71.43
CNG	Neon Green	\$71.43





CARHAULER

w/6" Channel Frame 14,000 Lb

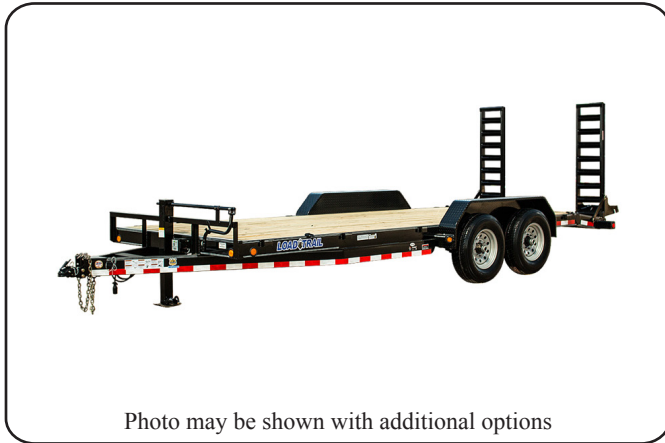


Photo may be shown with additional options

STANDARD SPECIFICATIONS

GVWR:	14,000 lb
GAWR:	7,000 Lb (ea axle)
Couplers	2-5/16" Adjustable
Safety Chains	18,800 Lb 5/16 x 28 G#70
Jack	1-10K Drop Leg Spring Return
Axles	2-7,000 Lb Cambered Dexter Spring 1 Elec. Brake Forward Adjusting
Wheels	16" 8-Hole
Tires	235/80 R16 LRE
Suspension	Multi-Leaf Spring
Tongue Neck	6" Channel (8.2 lbs/ft)
Frame	6" Channel (8.2 lbs/ft)
Uprights	2" X 2" 3/16" Angle Iron
Crossmembers	3" Channel 16" OC (3.5 lbs/ft)
Flooring	Treated Wood
Fenders	Removable Diamond Plate
Ramps	5' Slide-In Ramps
Top Rail	2" X 2" 1/8" Tubing
Lights	LED D.O.T. Stop, Tail, Turn and Clearance
Wire Harness	16 Ga. 5-Way Double Insulated Harness w/7-way plug
D-Rings	3" Standard D-Rings
Finishing Coat	Sherwin-Williams Powdura Polyester TGIC Gloss Powder Coating
Finish (prep)	Mechanical and/or Chemical Pretreatment for Maximum Paint Adhesion
Color	Black

STANDARD PRICING

MODEL#	DESCRIPTION	WEIGHT in lbs	MSRP:
CH8312072	83" X 12' Carhauler	2305	\$3,714.29
CH8314072	83" X 14' Carhauler	2456	\$3,814.29
CH8316072	83" X 16' Carhauler	2624	\$3,907.14
CH8318072	83" X 18' Carhauler	2783	\$4,000.00
CH8320072	83" X 20' Carhauler	2945	\$4,128.57
CH8322072	83" X 22' Carhauler	3153	\$4,250.00
CH8324072	83" X 24' Carhauler	3723	\$4,771.43
CH8326072	83" X 26' Carhauler	3881	\$4,985.71
CH0212072	102" X 12' Carhauler	2431	\$4,064.29
CH0214072	102" X 14' Carhauler	2688	\$4,164.29
CH0216072	102" X 16' Carhauler	2945	\$4,257.14
CH0218072	102" X 18' Carhauler	3202	\$4,350.00
CH0220072	102" X 20' Carhauler	3459	\$4,478.57
CH0222072	102" X 22' Carhauler	3716	\$4,600.00
CH0224072	102" X 24' Carhauler	4525	\$5,114.29
CH0226072	102" X 26' Carhauler	4782	\$5,328.57

CARHAULER AVAILABLE OPTIONS




CODE	DESCRIPTION	MSRP:
ESB	2 - 7,000 Lb Axles (2 Elec Brakes) Forward Adjusting	\$171.43
HS1	2 - 7,000 Lb Axles (1 Hyd Drum Brake)	\$778.57
HS2	2 - 7,000 Lb Axles (2 Hyd Drum Brakes)	\$1,064.29
HS2	2 - 7,000 Lb Axles (2 Hyd Disc Brakes)	\$1,478.57
ESB	2 - 8,000 Lb Axles (2 Elec Brakes) Forward Adjusting	\$2,850.00
ESC	3 - 7,000 Lb Axles (3 Elec Brakes) Forward Adjusting	\$1,135.71
HS3	3 - 7,000 Lb Axles (3 Hyd Drum Brakes)	\$2,257.14
HS3	3 - 7,000 Lb Axles (3 Hyd Disc Brakes)	\$2,771.43
ESC	3 - 8,000 Lb Axles (3 Elec Brakes) Forward Adjusting	\$4,071.43
A06	ST235/85 R16 LRG 14 Ply.	\$107.14
A20	ST235/80 R16 LRE 10 Ply. w/Chrome Wheels	\$135.71
A14	ST235/85 R16 LRG 14 Ply. w/Chrome Wheels	\$242.86
A15	215-75R-175H-1 Single 17.5" X 6.75", 8 X 6.5 (8k)	\$221.43
A16	ST235/80 R16 LRE 10 Ply. w/Aluminum Wheels	\$178.57
A17	ST235/85 R16 LRG 14 Ply. w/Aluminum Wheels	\$285.71
C08	Coupler 2-5/16" Adjustable Hyd.	\$0.00
C09	Coupler 2-5/16" Adjustable Flat Mount Turtle	\$278.57
C11	Pintle Ring 3" Adjustable 4 Hole	\$0.00
D01	2' Dove Tail	\$71.43
D02	2' Diamond Plate On Dove Tail	\$164.29
D03	3' Dove Tail	\$78.57
D04	4' Dove Tail	\$85.71
E03	Steel Floor DP	\$27.14 ft.
E05	Rough Oak Floor	\$22.86 ft.
E07	Douglas Fir Wood Floor	\$11.43 ft.
E09	Blackwood Lumber	\$50.00 ft.
F05	Diamond Plate Fenders (weld-on)	\$0.00
F08	Diamond Plate Alum. Tear Drop Fenders (removable)	\$85.71
F09	Heavy Duty 10" Fenders (weld-on)	\$171.43
H14	Rear Slide-IN Ramps 5' x 13" (Standard 18'+)	\$92.86
FH1	Fork Holders	\$250.00
G16	4' HD Fold Gate w/Ramp & Springs	\$185.71
G17	4' HD Fold Gate Split w/Ramp & Springs	\$200.00
G08	5' HD Fold Gate w/Ramp & Springs	\$214.29
G09	5' HD Fold Gate Split w/Ramp & Springs	\$257.14
G10	6' HD Fold Gate w/Ramp & Springs	\$285.71
G11	6' HD Fold Gate Split w/Ramp & Springs	\$328.57
G21	6' Stand Up Ramps w/Center Gate & Springs	\$500.00
H03	Fold Up Ramps 5' x 16"	\$142.86
H04	3rd. Fold Up Ramp 5' x 16"	\$392.86
H08	Multi Purpose Equipment Dove	\$492.86
H09	Slide-In Ramps 6' x 13"	\$107.14
H10	Fold Up Ramps 6' x 16" (carhauler)	\$250.00
H11	3rd. Fold Up Ramp 6' x 16" (carhauler)	\$500.00
K30	Double Hinges for 2 Ramps	\$64.29
K31	Double Hinges for 3 Ramps	\$100.00
I02	12" Cross-Members	\$15.00 ft.
J05	Jack Spring Loaded Drop Leg 2-10K (standard on 24'+)	\$221.43
L10	LED Single Row Light Bar	\$257.14
L11	LED Dual Row Light Bar	\$357.14

L07	Lighting LED (w/Cold Weather Harness)	\$35.71
L05	Lighting LED (Back Up)	\$135.71
M01	D-Rings 3" Weld On (each)	\$21.43
M50	D-Rings 4" Weld On (each)	\$28.57
M00	D-Rings 4" Recessed 360 Rotational Bolt On	\$28.57
M19	3" Removable D-Rings (each)	\$41.43
M29	4" Removable D-Rings (each)	\$48.57
MF1	Mud Flaps	\$71.43
SG2	4' Front Stone Guard	\$428.57
T01	Front Tongue Mount Tool Box w/Gas Shock	\$178.57
W01	Winch Plate	\$71.43
W10	15,000 lb. Winch Package	\$3,314.29
EL1	Wet Bolt Kit Equalizer Lubrication	\$35.71
RB1	Running Boards	\$171.43
RR1	Rub Rail	\$7.14 ft.
RS1	2 - 5K Rear Support Swivel Jacks (Standard 24'+)	\$128.57
RS2	2 - Rear Support Stands (Tube)	\$121.43
RS3	2 - 7K Rear Support Jacks	\$142.86
STI	Spare Tire ST235/80 R16 LRE 10 Ply. 8 Hole Silver Mod	\$200.00
STK	Spare Tire ST235/85 R16 LRG 14 Ply. 8 Hole Silver Mod	\$257.14
STP	Spare Tire ST235/80 R16 LRE 10 Ply. 8 Hole Aluminum Wheels	\$328.57
STQ	Spare Tire ST235/85 R16 LRG 14 Ply. 8 Hole Aluminum Wheels	\$492.86
STS	Spare Tire ST235/80 R16 LRE 10 Ply. 8 Hole Chrome Wheels	\$328.57
STU	Spare Tire ST235/85 R16 LRG 14 Ply. 8 Hole Chrome Wheels	\$400.00
STT	Spare Tire 215-75R-175H-1 Single 17.5" X 6.75", 8 X 6.5	\$328.57
SP1	4 - Additional Stake Pockets	\$24.29
TM1	Spare Tire Mount	\$42.86
TM2	Removable Spare Tire Mount	\$57.14
ZP2	Powdura OneCure Primer	\$285.71
CG3	Gray	\$71.43
CW4	White	\$71.43
CR5	Red	\$71.43
CB6	Blue	\$71.43
CG7	Green	\$71.43
CY8	Yellow	\$71.43
CO9	Orange	\$71.43
CA1	OD Army Green	\$71.43
CT2	Coyote Tan	\$71.43
CP0	Pink	\$71.43
CNG	Neon Green	\$71.43



CARHAULER

w/5" Channel Frame & Drop Axles 7,000 Lb



STANDARD SPECIFICATIONS	
GVWR:	7,000 lb
GAWR:	3,500 Lb (ea axle)
Couplers	2" A-Frame 7,000 Lb
Safety Chains	7,600 Lb 5/16 X 29 G#30
Jack	5,000 Lb Top Wind Swivel Jack
Axles	2-3,500 Lb Drop Cambered Dexter Spring 1 Elec Brake Forward Adjusting
Wheels	15" 5-Hole
Tires	205/75 R15 LRC
Suspension	Multi-Leaf Spring
Tongue Neck	5" Channel (6.7 lbs/ft)
Frame	5" Channel (6.7 lbs/ft)
Uprights	2" X 2" 3/16" Angle Iron
Crossmembers	3" Channel 24" OC (3.5 lbs/ft)
Flooring	Treated Wood
Fenders	Removable Smooth Plate
Ramps	5' Slide-In Ramps
Top Rail	2" X 2" 1/8" Tubing
Lights	LED D.O.T. Stop, Tail, Turn and Clearance
Wire Harness	16 Ga. 5-Way Double Insulated Harness w/7-way plug
D-Rings	3" Standard D-Rings
Finishing Coat	Sherwin-Williams Powdura Polyester TGIC Gloss Powder Coating
Finish (prep)	Mechanical and/or Chemical Pretreatment for Maximum Paint Adhesion
Color	Black

STANDARD PRICING

MODEL#	DESCRIPTION	WEIGHT in lbs	MSRP:
CC8012032	80" X 12' Carhauler w/Drop Axles	1800	\$2,707.14
CC8014032	80" X 14' Carhauler w/Drop Axles	1969	\$2,800.00
CC8016032	80" X 16' Carhauler w/Drop Axles	2138	\$2,892.86
CC8018032	80" X 18' Carhauler w/Drop Axles	2265	\$2,985.71
CC8020032	80" X 20' Carhauler w/Drop Axles	2407	\$3,114.29
CC8022032	80" X 22' Carhauler w/Drop Axles	2549	\$3,235.71
CC0212032	102" X 12' Carhauler w/Drop Axles	2324	\$3,057.14
CC0214032	102" X 14' Carhauler w/Drop Axles	2493	\$3,150.00
CC0216032	102" X 16' Carhauler w/Drop Axles	2662	\$3,242.86
CC0218032	102" X 18' Carhauler w/Drop Axles	2788	\$3,335.71
CC0220032	102" X 20' Carhauler w/Drop Axles	2914	\$3,464.29
CC0222032	102" X 22' Carhauler w/Drop Axles	3040	\$3,585.71

CARHAULER AVAILABLE OPTIONS



CODE	DESCRIPTION	MSRP:
EDB	2 - 3,500 Lb Drop Axles (2 Elec Brakes) Forward Adjusting	\$71.43
HD1	2 - 3,500 Lb Drop Axles (1 Hyd Drum Brake)	\$528.57
HD2	2 - 3,500 Lb Drop Axles (2 Hyd Drum Brakes)	\$807.14
ETA	2 - 3,500 Lb Tors Axles (LEVEL)(1 Elec Brake) Forward Adjusting	\$285.71
ETB	2 - 3,500 Lb Tors Axles (LEVEL)(2 Elec Brakes) Forward Adjusting	\$428.57
HT1	2 - 3,500 Lb Tors Axles (LEVEL)(1 Hyd Drum Brake)	\$900.00
HT2	2 - 3,500 Lb Tors Axles (LEVEL)(2 Hyd Drum Brakes)	\$1,164.29
A04	ST225/75 R15 LRD 8 Ply.	\$57.14
C02	Coupler 2" A-Frame Stamped	\$35.71
C03	Coupler 2" A-Frame Cast Hyd.	\$0.00
C04	Coupler 2" Adjustable 4 Hole	\$35.71
C06	Coupler 2-5/16" A-Frame Stamped	\$57.14
C07	Coupler 2-5/16" Adjustable 4 Hole	\$64.29
C11	Pintle Ring 3" Adjustable 6 Hole	\$64.29
D01	2' Dove Tail	\$71.43
D02	2' Diamond Plate On Dove Tail	\$164.29
D03	3' Dove Tail	\$78.57
D04	4' Dove Tail	\$85.71
E03	Steel Floor DP	\$27.14 ft.
E05	Rough Oak Floor	\$22.86 ft.
E07	Douglas Fir Wood Floor	\$11.43 ft.
E09	Blackwood Lumber	\$50.00 ft.
F05	Diamond Plate Fenders (weld-on)	\$0.00
F09	Heavy Duty 10" Fenders (weld-on)	\$171.43
FH1	Fork Holders	\$250.00
G16	4' HD Fold Gate w/Ramp & Springs	\$185.71
G17	4' HD Fold Gate Split w/Ramp & Springs	\$200.00
G08	5' HD Fold Gate w/Ramp & Springs	\$214.29
G09	5' HD Fold Gate Split w/Ramp & Springs	\$257.14
G10	6' HD Fold Gate w/Ramp & Springs	\$285.71
G11	6' HD Fold Gate Split w/Ramp & Springs	\$328.57
H03	Fold Up Ramps 5' x 16"	\$142.86
H04	3rd. Fold Up Ramp 5' x 16"	\$392.86
H09	Slide-In Ramps 6' x 13"	\$71.43
H14	Rear Slide-IN Ramps 5' x 13" (Standard 18'+)	\$92.86
K30	Double Hinges for 2 Ramps	\$64.29
K31	Double Hinges for 3 Ramps	\$100.00
I01	16" Cross-Members	\$9.29 ft.
I02	12" Cross-Members	\$15.00 ft.
J02	Jack Drop Leg 7000 lb.	\$50.00
L10	LED Single Row Light Bar	\$257.14
L11	LED Dual Row Light Bar	\$357.14
L07	Lighting LED (w/Cold Weather Harness)	\$35.71
L05	Lighting LED (Back Up)	\$135.71
M01	D-Rings 3" Weld On (each)	\$21.43
M50	D-Rings 4" Weld On (each)	\$28.57
M00	D-Rings 4" Recessed 360 Rotational Bolt On	\$28.57
M19	3" Removable D-Rings (each)	\$41.43
M29	4" Removable D-Rings (each)	\$48.57
MF1	Mud Flaps	\$71.43
T01	Front Tongue Mount Tool Box w/Gas Shock	\$178.57

SG2	4' Front Stone Guard	\$428.57
W01	Winch Plate	\$71.43
W10	15,000 lb. Winch Package	\$3,314.29
RB1	Running Boards	\$171.43
RR1	Rub Rail	\$7.14 ft.
RS1	2 - 5K Rear Support Swivel Jacks (Standard 24'+)	\$128.57
RS2	2 - Rear Support Stands (Tube)	\$121.43
STC	Spare Tire ST205/75 R15 LRC 6 Ply. 5-Hole	\$107.14
STE	Spare Tire ST225/75 R15 LRD 8 Ply. 5-Hole	\$114.29
SP1	4 - Additional Stake Pockets	\$24.29
TM1	Spare Tire Mount	\$42.86
TM2	Removable Spare Tire Mount	\$57.14
ZP2	Powdura OneCure Primer	\$285.71
CG3	Gray	\$71.43
CW4	White	\$71.43
CR5	Red	\$71.43
CB6	Blue	\$71.43
CG7	Green	\$71.43
CY8	Yellow	\$71.43
CO9	Orange	\$71.43
CA1	OD Army Green	\$71.43
CT2	Coyote Tan	\$71.43
CP0	Pink	\$71.43
CNG	Neon Green	\$71.43





CARHAULER

w/5" Channel Frame & Drop Axles 9,990 Lb



Photo may be shown with additional options

STANDARD SPECIFICATIONS

GVWR:	9,990 lb
GAWR:	5,200 Lb (ea axle)
Couplers	2-5/16" A-Frame Stamped
Safety Chains	12,600 Lb 1/4 x 28 G#70
Jack	5,000 Lb Swivel
Axles	2-5,200 Lb Drop Cambered Dexter Spring 1 Elec Brake Forward Adjusting
Wheels	15" 6-Hole
Tires	225/75 R15 LRD
Suspension	Multi-Leaf Spring
Tongue Neck	5" Channel (6.7 lbs/ft)
Frame	5" Channel (6.7 lbs/ft)
Uprights	2" X 2" 3/16" Angle Iron
Crossmembers	3" Channel 24" OC (3.5 lbs/ft)
Flooring	Treated Wood
Fenders	Removable Diamond Plate
Ramps	5' Slide-In Ramps
Top Rail	2" X 2" 1/8" Tubing
Lights	LED D.O.T. Stop, Tail, Turn and Clearance
Wire Harness	16 Ga. 5-Way Double Insulated Harness w/7-way plug
D-Rings	3" Standard D-Rings
Finishing Coat	Sherwin-Williams Powdura Polyester TGIC Gloss Powder Coating
Finish (prep)	Mechanical and/or Chemical Pretreatment for Maximum Paint Adhesion
Color	Black

STANDARD PRICING

MODEL#	DESCRIPTION	WEIGHT in lbs	MSRP:
CC8012052	80" X 12' Carhauler w/Drop Axles	2089	\$3,135.71
CC8014052	80" X 14' Carhauler w/Drop Axles	2229	\$3,228.57
CC8016052	80" X 16' Carhauler w/Drop Axles	2369	\$3,321.43
CC8018052	80" X 18' Carhauler w/Drop Axles	2509	\$3,421.43
CC8020052	80" X 20' Carhauler w/Drop Axles	2661	\$3,542.86
CC8022052	80" X 22' Carhauler w/Drop Axles	2789	\$3,664.29
CC8024052	80" X 24' Carhauler w/Drop Axles	2929	\$4,185.71
CC0212052	102" X 12' Carhauler w/Drop Axles	2698	\$3,485.71
CC0214052	102" X 14' Carhauler w/Drop Axles	2838	\$3,578.57
CC0216052	102" X 16' Carhauler w/Drop Axles	2978	\$3,671.43
CC0218052	102" X 18' Carhauler w/Drop Axles	3118	\$3,771.43
CC0220052	102" X 20' Carhauler w/Drop Axles	3258	\$3,892.86
CC0222052	102" X 22' Carhauler w/Drop Axles	3398	\$4,014.29
CC0224052	102" X 24' Carhauler w/Drop Axles	3538	\$4,528.57

CARHAULER AVAILABLE OPTIONS



CODE	DESCRIPTION	MSRP:
EDB	2 - 5200 Lb Drop Axles (2 Elec Brakes) Forward Adjusting	\$171.43
HD1	2 - 5200 Lb Drop Axles (1 Hyd Brake)	\$764.29
HD2	2 - 5200 Lb Drop Axles (2 Hyd Brakes)	\$1,071.43
ETA	2 - 5200 Lb Tors Axles (LEVEL)(1 Elec Brake) Forward Adjusting	\$300.00
ETB	2 - 5200 Lb Tors Axles (LEVEL)(2 Elec Brakes) Forward Adjusting	\$500.00
HT1	2 - 5200 Lb Tors Axles (LEVEL)(1 Hyd Brake)	\$1,085.71
HT2	2 - 5200 Lb Tors Axles (LEVEL)(2 Hyd Brakes)	\$1,407.14
A05	ST235/80 R16 LRE 10 Ply.	\$57.14
A12	ST225/75 R15 LRD 8 Ply. w/Chrome Wheels	\$107.14
A13	ST235/80 R16 LRE 10 Ply. w/Chrome Wheels	\$164.29
A18	ST225/75 R15 LRD 8 Ply. w/Aluminum Wheels	\$185.71
A19	ST235/80 R16 LRE 10 Ply. w/Aluminum Wheels	\$278.57
B04	6" Channel Frame	\$7.14
C07	Coupler 2-5/16" Adjustable 4 Hole	\$64.29
C08	Coupler 2-5/16" Adjustable Hyd.	\$0.00
C11	Pintle Ring 3" Adjustable 6 Hole	\$64.29
D01	2' Dove Tail	\$71.43
D02	2' Diamond Plate On Dove Tail	\$164.29
D03	3' Dove Tail	\$78.57
D04	4' Dove Tail	\$85.71
E03	Steel Floor DP	\$27.14 ft.
E05	Rough Oak Floor	\$22.86 ft.
E07	Douglas Fir Wood Floor	\$11.43 ft.
E09	Blackwood Lumber	\$50.00 ft.
F05	Diamond Plate Fenders (weld-on)	\$0.00
F09	Heavy Duty 10" Fenders (weld-on)	\$171.43
FH1	Fork Holders	\$250.00
G16	4' HD Fold Gate w/Ramp & Springs	\$185.71
G17	4' HD Fold Gate Split w/Ramp & Springs	\$200.00
G08	5' HD Fold Gate w/Ramp & Springs	\$214.29
G09	5' HD Fold Gate Split w/Ramp & Springs	\$257.14
G10	6' HD Fold Gate w/Ramp & Springs	\$285.71
G11	6' HD Fold Gate Split w/Ramp & Springs	\$328.57
G21	6' Stand Up Ramps w/Center Gate & Springs	\$500.00
GS1	4' Side Fold Gate	\$171.43
H03	Fold Up Ramps 5' x 16"	\$142.86
H04	3rd. Fold Up Ramp 5' x 16"	\$392.86
H09	Slide-In Ramps 6' x 13"	\$71.43
H14	Rear Slide-IN Ramps 5' x 13" (Standard 18'+)	\$92.86
K30	Double Hinges for 2 Ramps	\$64.29
K31	Double Hinges for 3 Ramps	\$100.00
I01	16" Cross-Members	\$9.29 ft.
I02	12" Cross-Members	\$15.00 ft.
J02	Jack Drop Leg 7000 lb.	\$50.00
J04	Jack Spring Loaded Drop Leg 1-10K	\$150.00
J05	Jack Spring Loaded Drop Leg 2-10K	\$257.14
L10	LED Single Row Light Bar	\$257.14
L11	LED Dual Row Light Bar	\$357.14
L07	Lighting LED (w/Cold Weather Harness)	\$35.71
L05	Lighting LED (Back Up)	\$135.71
M01	D-Rings 3" Weld On (each)	\$21.43

M50	D-Rings 4" Weld On (each)	\$28.57
M00	D-Rings 4" Recessed 360 Rotational Bolt On	\$28.57
M19	3" Removable D-Rings (each)	\$41.43
M29	4" Removable D-Rings (each)	\$48.57
MF1	Mud Flaps	\$71.43
SG2	4' Front Stone Guard	\$428.57
T01	Front Tongue Mount Tool Box w/Gas Shock	\$178.57
W01	Winch Plate	\$71.43
W10	15,000 lb. Winch Package	\$3,314.29
RB1	Running Boards	\$171.43
RR1	Rub Rail	\$7.14 ft.
RS1	2 - 5K Rear Support Swivel Jacks (Standard 24'+)	\$128.57
RS2	2 - Rear Support Stands (Tube)	\$121.43
STG	Spare Tire ST225/75 R15 LRD 8 Ply. 6-Hole Silver Mod	\$128.57
STH	Spare Tire ST235/80 R16 LRE 10 Ply. 6 Hole Silver Mod	\$200.00
STN	Spare Tire ST225/75 R15 LRD 8 Ply. 6-Hole Chrome Wheel	\$235.71
STO	Spare Tire ST235/80 R16 LRE 10 Ply. 6 Hole Chrome Wheel	\$285.71
SP1	4 - Additional Stake Pockets	\$24.29
TM1	Spare Tire Mount	\$42.86
TM2	Removable Spare Tire Mount	\$57.14
ZP2	Powdura OneCure Primer	\$285.71
CG3	Gray	\$71.43
CW4	White	\$71.43
CR5	Red	\$71.43
CB6	Blue	\$71.43
CG7	Green	\$71.43
CY8	Yellow	\$71.43
CO9	Orange	\$71.43
CA1	OD Army Green	\$71.43
CT2	Coyote Tan	\$71.43
CP0	Pink	\$71.43
CNG	Neon Green	\$71.43



CARHAULER

w/6" Channel Frame & Drop Axles 14,000 Lb



Photo may be shown with additional options

STANDARD SPECIFICATIONS

GVWR:	14,000 lb
GAWR:	7,000 Lb (ea axle)
Couplers	2-5/16" Adjustable
Safety Chains	18,800 Lb 5/16 x 28 G#70
Jack	1-10K Drop Leg Spring Return
Axles	2-7,000 Lb Drop Cambered Dexter Spring 1 Elec Brake Forward Adjusting
Wheels	16" 8-Hole
Tires	235/80 R16 LRE
Suspension	Multi-Leaf Spring
Tongue Neck	6" Channel (8.2 lbs/ft)
Frame	6" Channel (8.2 lbs/ft)
Uprights	2" X 2" 3/16" Angle Iron
Crossmembers	3" Channel 16" OC (3.5 lbs/ft)
Flooring	Treated Wood
Fenders	Removable Diamond Plate
Ramps	5' Slide-In Ramps
Top Rail	2" X 2" 1/8" Tubing
Lights	LED D.O.T. Stop, Tail, Turn and Clearance 16 Ga. 5-Way Double Insulated Harness w/7-way plug
Wire Harness	3" Standard D-Rings
D-Rings	Sherwin-Williams Powdura Polyester TGIC Gloss Powder Coating
Finishing Coat	Mechanical and/or Chemical Pretreatment for Maximum Paint Adhesion
Finish (prep)	
Color	Black

STANDARD PRICING

MODEL#	DESCRIPTION	WEIGHT in lbs	MSRP:
CC8012072	80" X 12' Carhauler w/Drop Axles	2336	\$3,828.57
CC8014072	80" X 14' Carhauler w/Drop Axles	2476	\$3,921.43
CC8016072	80" X 16' Carhauler w/Drop Axles	2616	\$4,014.29
CC8018072	80" X 18' Carhauler w/Drop Axles	2756	\$4,114.29
CC8020072	80" X 20' Carhauler w/Drop Axles	2896	\$4,235.71
CC8022072	80" X 22' Carhauler w/Drop Axles	3036	\$4,357.14
CC8024072	80" X 24' Carhauler w/Drop Axles	3606	\$4,878.57
CC8026072	80" X 26' Carhauler w/Drop Axles	3746	\$5,092.86
CC0212072	102" X 12' Carhauler w/Drop Axles	2867	\$4,178.57
CC0214072	102" X 14' Carhauler w/Drop Axles	3007	\$4,271.43
CC0216072	102" X 16' Carhauler w/Drop Axles	3147	\$4,364.29
CC0218072	102" X 18' Carhauler w/Drop Axles	3287	\$4,457.14
CC0220072	102" X 20' Carhauler w/Drop Axles	3499	\$4,585.71
CC0222072	102" X 22' Carhauler w/Drop Axles	3758	\$4,707.14
CC0224072	102" X 24' Carhauler w/Drop Axles	4567	\$5,221.43
CC0226072	102" X 26' Carhauler w/Drop Axles	4707	\$5,435.71

CARHAULER AVAILABLE OPTIONS




CODE	DESCRIPTION	MSRP:
EDB	2 - 7,000 Lb Drop Axles (2 Elec Brakes) Forward Adjusting	\$135.71
HD1	2 - 7,000 Lb Drop Axles (1 Hyd Drum Brake)	\$742.86
HD2	2 - 7,000 Lb Drop Axles (2 Hyd Drum Brakes)	\$1,021.43
ETA	2 - 7,000 Lb Tors Axles (LEVEL 1 Elec Brake) Forward Adjusting	\$492.86
ETB	2 - 7,000 Lb Tors Axles (LEVEL 2 Elec Brakes) Forward Adjusting	\$678.57
HT1	2 - 7,000 Lb Tors Axles (LEVEL 1 Hyd Drum Brake)	\$1,135.71
HT2	2 - 7,000 Lb Tors Axles (LEVEL 2 Hyd Drum Brakes)	\$1,450.00
ESB	2 - 8,000 Lb Axles (2 Elec Brakes) Forward Adjusting	\$2,850.00
ETB	2 - 8,000 Lb Tors Axles (DOWN 2 Elec Brakes) Forward Adjusting	\$3,235.71
EDC	3 - 7,000 Lb Drop Axles (3 Elec Brakes) Forward Adjusting	\$1,328.57
HD3	3 - 7,000 Lb Drop Axles (3 Hyd Drum Brakes)	\$2,135.71
ETC	3 - 7,000 Lb Tors Axles (DOWN 3 Elec Brakes) Forward Adjusting	\$1,678.57
HT3	3 - 7,000 Lb Tors Axles (LEVEL 3 Hyd Drum Brakes)	\$2,857.14
ESC	3 - 8,000 Lb Axles (3 Elec Brakes) Forward Adjusting	\$4,071.43
ETC	3 - 8,000 Lb Tors Axles (DOWN)(3 Elec Brakes) Forward Adjusting	\$4,742.86
A06	ST235/85 R16 LRG 14 Ply.	\$107.14
A20	ST235/80 R16 LRE 10 Ply. w/Chrome Wheels	\$135.71
A14	ST235/85 R16 LRG 14 Ply. w/Chrome Wheels	\$242.86
A15	215-75R-175H-1 Single 17.5" X 6.75", 8 X 6.5 (8k)	\$221.43
A16	ST235/80 R16 LRE 10 Ply. w/Aluminum Wheels	\$185.71
A17	ST235/85 R16 LRG 14 Ply. w/Aluminum Wheels	\$285.71
C08	Coupler 2-5/16" Adjustable Hyd.	\$0.00
C09	Coupler 2-5/16" Adjustable Flat Mount Turtle	\$278.57
C11	Pintle Ring 3" Adjustable 4 Hole	\$0.00
D01	2' Dove Tail	\$71.43
D02	2' Diamond Plate On Dove Tail	\$164.29
D03	3' Dove Tail	\$78.57
D04	4' Dove Tail	\$85.71
E03	Steel Floor DP	\$27.14 ft.
E05	Rough Oak Floor	\$22.86 ft.
E07	Douglas Fir Wood Floor	\$11.43 ft.
E09	Blackwood Lumber	\$50.00 ft.
F05	Diamond Plate Fenders (weld-on)	\$0.00
F09	Heavy Duty 10" Fenders (weld-on)	\$171.43
FH1	Fork Holders	\$250.00
G16	4' HD Fold Gate w/Ramp & Springs	\$185.71
G17	4' HD Fold Gate Split w/Ramp & Springs	\$200.00
G08	5' HD Fold Gate w/Ramp & Springs	\$214.29
G09	5' HD Fold Gate Split w/Ramp & Springs	\$257.14
G10	6' HD Fold Gate w/Ramp & Springs	\$285.71
G11	6' HD Fold Gate Split w/Ramp & Springs	\$328.57
G21	6' Stand Up Ramps w/Center Gate & Springs	\$500.00
H03	Fold Up Ramps 5' x 16"	\$142.86
H04	3rd. Fold Up Ramp 5' x 16"	\$392.86
H09	Slide-In Ramps 6' x 13"	\$107.14
H14	Rear Slide-IN Ramps 5' x 13" (Standard 18'+)	\$92.86
K30	Double Hinges for 2 Ramps	\$64.29
K31	Double Hinges for 3 Ramps	\$100.00

I02	12" Cross-Members	\$15.00 ft.
J05	Jack Spring Loaded Drop Leg 2-10K (standard on 24'+)	\$221.43
L10	LED Single Row Light Bar	\$257.14
L11	LED Dual Row Light Bar	\$357.14
L07	Lighting LED (w/Cold Weather Harness)	\$35.71
L05	Lighting LED (Back Up)	\$135.71
M01	D-Rings 3" Weld On (each)	\$21.43
M50	D-Rings 4" Weld On (each)	\$28.57
M00	D-Rings 4" Recessed 360 Rotational Bolt On	\$28.57
M19	3" Removable D-Rings (each)	\$41.43
M29	4" Removable D-Rings (each)	\$48.57
MF1	Mud Flaps	\$71.43
SG2	4' Front Stone Guard	\$428.57
T01	Front Tongue Mount Tool Box w/Gas Shock	\$178.57
W01	Winch Plate	\$71.43
W10	15,000 lb. Winch Package	\$3,314.29
EL1	Wet Bolt Kit Equalizer Lubrication	\$35.71
RB1	Running Boards	\$171.43
RR1	Rub Rail	\$7.14 ft.
RS1	2 - 5K Rear Support Swivel Jacks (Standard 24'+)	\$128.57
RS2	2 - Rear Support Stands (Tube)	\$121.43
RS3	2 - 7K Rear Support Jacks	\$142.86
STI	Spare Tire ST235/80 R16 LRE 10 Ply. 8 Hole Silver Mod	\$200.00
STK	Spare Tire ST235/85 R16 LRG 14 Ply. 8 Hole Silver Mod	\$257.14
STP	Spare Tire ST235/80 R16 LRE 10 Ply. 8 Hole Aluminum Wheels	\$328.57
STQ	Spare Tire ST235/85 R16 LRG 14 Ply. 8 Hole Aluminum Wheels	\$492.86
STS	Spare Tire ST235/80 R16 LRE 10 Ply. 8 Hole Chrome Wheels	\$328.57
STU	Spare Tire ST235/85 R16 LRG 14 Ply. 8 Hole Chrome Wheels	\$400.00
STT	Spare Tire 215-75R-175H-1 Single 17.5" X 6.75", 8 X 6.5	\$328.57
SP1	4 - Additional Stake Pockets	\$24.29
TM1	Spare Tire Mount	\$42.86
TM2	Removable Spare Tire Mount	\$57.14
ZP2	Powdura OneCure Primer	\$285.71
CG3	Gray	\$71.43
CW4	White	\$71.43
CR5	Red	\$71.43
CB6	Blue	\$71.43
CG7	Green	\$71.43
CY8	Yellow	\$71.43
CO9	Orange	\$71.43
CA1	OD Army Green	\$71.43
CT2	Coyote Tan	\$71.43
CP0	Pink	\$71.43
CNG	Neon Green	\$71.43



CARHAULER PIPETOP

w/3" X 5" Angle Iron Frame 7,000 Lb



STANDARD SPECIFICATIONS	
GVWR:	7,000 lb
GAWR:	3,500 Lb (ea axle)
Couplers	2" A-Frame 7,000 lb
Safety Chains	7,600 Lb 5/16 X 29 G#30
Jack	2,000 lb Top Wind
Axles	2 - 3,500 Lb Cambered Dexter Spring 1 Elec Brake Forward Adjusting
Wheels	15" 5-Hole
Tires	205/75 R15 LRC
Suspension	Multi-Leaf Spring
Tongue Neck	5" Channel (6.7 lbs/ft)
Frame	3" x 5" Angle Iron
Uprights	2" x 2" x 1/8" Angle Iron
Crossmembers	2" x 3" Angle Iron 24" OC (3.07 lbs/ft)
Flooring	Treated Wood
Fenders	Weld On Smooth Plate
Ramps	5' Slide-In Ramps
Top Rail	2" X 2" 1/8" Angle Iron
Lights	LED D.O.T. Stop, Tail, Turn and Clearance
Wire Harness	16 Ga. 5-Way Double-Insulated w/7-way plug
D-Rings	3" Standard D-Rings
Finishing Coat	Sherwin-Williams Powdura Polyester TGIC Gloss Powder Coating
Finish (prep)	Mechanical and/or Chemical Pretreatment for Maximum Paint Adhesion
Color	Black

STANDARD PRICING

MODEL#	DESCRIPTION	WEIGHT in lbs	MSRP:
CP8316032	83" X 16' Carhauler w/3" X 5" Angle Iron Frame	2900	\$2,592.86
CP8318032	83" X 18' Carhauler w/3" X 5" Angle Iron Frame	3050	\$2,692.86
CP8320032	83" X 20' Carhauler w/3" X 5" Angle Iron Frame	3202	\$2,785.71
CP8322032	83" X 22' Carhauler w/3" X 5" Angle Iron Frame	3353	\$2,878.57

CARHAULER PIPETOP AVAILABLE OPTIONS



CODE	DESCRIPTION	MSRP:
ESB	2 - 3,500 Lb Axles (2 Elec Brakes) Forward Adjusting	\$171.43
HS1	2 - 3,500 Lb Axles (1 Hyd Brake)	\$607.14
HS2	2 - 3,500 Lb Axles (2 Hyd Brakes)	\$885.71
A04	ST225/75 R15 LRD 8 Ply.	\$57.14
D01	2' Dove Tail	\$71.43
D02	2' Diamond Plate On Dove Tail	\$164.29
D03	3' Dove Tail	\$78.57
D04	4' Dove Tail	\$85.71
E03	Steel Floor DP	\$27.14 ft.
E05	Rough Oak Floor	\$22.86 ft.
E07	Douglas Fir Wood Floor	\$11.43 ft.
E09	Blackwood Lumber	\$50.00 ft.
F04	Smooth Plate Tear Drop Fenders (removable)	\$0.00
F05	Diamond Plate Fenders (weld-on)	\$64.29
G16	4' HD Fold Gate w/Ramp & Springs	\$185.71
G17	4' HD Fold Gate Split w/Ramp & Springs	\$200.00
H03	Fold Up Ramps 5' x 16"	\$142.86
K30	Double Hinges for 2 Ramps	\$64.29
I01	16" Cross-Members	\$9.29 ft.
J01	Jack Swivel 5000 lb.	\$35.71
L10	LED Single Row Light Bar	\$257.14
L11	LED Dual Row Light Bar	\$357.14
L07	Lighting LED (w/Cold Weather Harness)	\$35.71
L05	Lighting LED (Back Up)	\$135.71
M01	D-Rings 3" Weld On (each)	\$21.43
M50	D-Rings 4" Weld On (each)	\$28.57
M00	D-Rings 4" Recessed 360 Rotational Bolt On	\$28.57
M19	3" Removable D-Rings (each)	\$41.43
M29	4" Removable D-Rings (each)	\$48.57
MF1	Mud Flaps	\$71.43
P08	3" Pipe Top Side Rails (weld-on)	\$11.43 ft.
P04	Sq. Tube Side Rails (weld on)	\$11.43 ft.
T01	Front Tongue Mount Tool Box w/Gas Shock	\$178.57
W01	Winch Plate	\$71.43
W10	15,000 lb. Winch Package	\$3,314.29
RB1	Running Boards	\$171.43
RR1	Rub Rail	\$7.14 ft.
RS1	2 - 5K Rear Support Swivel Jacks (Standard 24'+)	\$128.57
RS2	2 - Rear Support Stands (Tube)	\$121.43
STC	Spare Tire ST205/75 R15 LRC 6 Ply. 5-Hole	\$107.14
STE	Spare Tire ST225/75 R15 LRD 8 Ply. 5-Hole	\$114.29
SP1	4 - Additional Stake Pockets	\$24.29
TC1	Front Tool Cage w/Expanded Metal	\$292.86
TM1	Spare Tire Mount	\$42.86

TM2	Removable Spare Tire Mount	\$57.14
ZP2	Powdura OneCure Primer	\$285.71
CG3	Gray	\$71.43
CW4	White	\$71.43
CR5	Red	\$71.43
CB6	Blue	\$71.43
CG7	Green	\$71.43
CY8	Yellow	\$71.43
CO9	Orange	\$71.43
CA1	OD Army Green	\$71.43
CT2	Coyote Tan	\$71.43
CP0	Pink	\$71.43
CNG	Neon Green	\$71.43



CARHAULER PIPETOP

w/3" X 5" Angle Iron Frame 9,990 Lb



STANDARD SPECIFICATIONS	
GVWR:	10,000 lb
GAWR:	5,200 Lb (ea axle)
Couplers	2-5/16" Adjustable
Safety Chains	12,600 lb 1/4 x 28 G#70
Jack	Dropleg 7,000 lb
Axles	2-5,200 Lb Cambered Dexter Spring 1 Elec. Brake Forward Adjusting
Wheels	15" 6-Hole Silver Mod
Tires	225/75 D15 LRD
Suspension	Multi-Leaf Spring
Tongue Neck	5" Channel (6.7 lbs/ft)
Frame	3" x 5" Angle Iron
Side Rails	Weld-On
Uprights	2-1/2" x 2-1/2" x 3/16" Angle Iron
Crossmembers	3" Channel 24" OC (3.5 lbs/ft)
Flooring	Treated Wood
Fenders	Weld On Diamond Plate
Ramps	5' Slide-In Ramps
Top Rail	3" Pipe
Lights	LED D.O.T. Stop, Tail, Turn and Clearance
Wire Harness	16 Ga. 5-Way Double-Insulated w/7-way plug
D-Rings	3" Standard D-Rings
Finishing Coat	Sherwin-Williams Powdura Polyester TGIC Gloss Powder Coating
Finish (prep)	Mechanical and/or Chemical Pretreatment for Maximum Paint Adhesion
Color	Black

STANDARD PRICING

MODEL#	DESCRIPTION	WEIGHT in lbs	MSRP:
CP8316052	83" X 16' Carhauler w/3" X 5" Angle Iron Frame	3120	\$3,878.57
CP8318052	83" X 18' Carhauler w/3" X 5" Angle Iron Frame	3280	\$3,971.43
CP8320052	83" X 20' Carhauler w/3" X 5" Angle Iron Frame	3442	\$4,064.29
CP8322052	83" X 22' Carhauler w/3" X 5" Angle Iron Frame	3649	\$4,164.29

CARHAULER PIPETOP

AVAILABLE OPTIONS



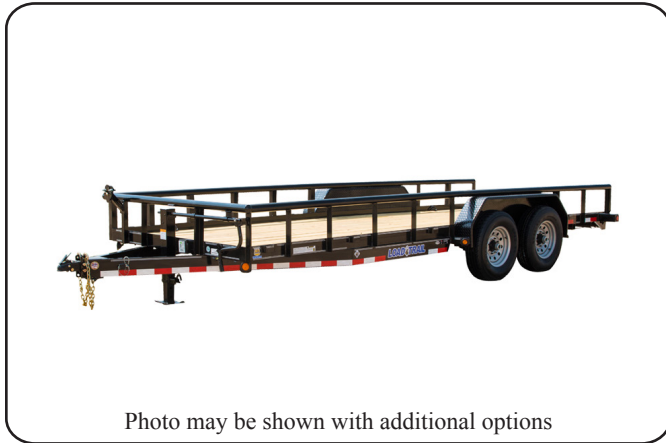
CODE	DESCRIPTION	MSRP:
ESB	2 - 5200 Lb Axles (2 Elec Brakes) Forward Adjusting	\$171.43
HS1	2 - 5200 Lb Axles (1 Hyd Brake)	\$778.57
HS2	2 - 5200 Lb Axles (2 Hyd Brakes)	\$1,021.43
A05	ST235/80 R16 LRE 10 Ply.	\$57.14
A12	ST225/75 R15 LRD 8 Ply. w/Chrome Wheels	\$107.14
A13	ST235/80 R16 LRE 10 Ply. w/Chrome Wheels	\$164.29
A18	ST225/75 R15 LRD 8 Ply. w/Aluminum Wheels	\$185.71
A19	ST235/80 R16 LRE 10 Ply. w/Aluminum Wheels	\$278.57
C08	Coupler 2-5/16" Adjustable Hyd.	\$0.00
C11	Pintle Ring 3" Adjustable 4 Hole	\$0.00
D01	2' Dove Tail	\$71.43
D02	2' Diamond Plate On Dove Tail	\$164.29
D03	3' Dove Tail	\$78.57
D04	4' Dove Tail	\$85.71
E03	Steel Floor DP	\$27.14 ft.
E05	Rough Oak Floor	\$22.86 ft.
E07	Douglas Fir Wood Floor	\$11.43 ft.
E09	Blackwood Lumber	\$50.00 ft.
G16	4' HD Fold Gate w/Ramp & Springs	\$185.71
G17	4' HD Fold Gate Split w/Ramp & Springs	\$200.00
H03	Fold Up Ramps 5' x 16"	\$142.86
K30	Double Hinges for 2 Ramps	\$64.29
I01	16" Cross-Members	\$9.29 ft.
I02	12" Cross-Members	\$15.00 ft.
J04	Jack Spring Loaded Drop Leg 1-10K	\$100.00
L10	LED Single Row Light Bar	\$257.14
L11	LED Dual Row Light Bar	\$357.14
L07	Lighting LED (w/Cold Weather Harness)	\$35.71
L05	Lighting LED (Back Up)	\$135.71
M01	D-Rings 3" Weld On (each)	\$21.43
M50	D-Rings 4" Weld On (each)	\$28.57
M00	D-Rings 4" Recessed 360 Rotational Bolt On	\$28.57
M19	3" Removable D-Rings (each)	\$41.43
M29	4" Removable D-Rings (each)	\$48.57
MF1	Mud Flaps	\$71.43
P04	Sq. Tube Side Rails (weld on)	\$11.43 ft.
Q02	Exp. Metal Sides 16"	\$7.14 ft.
R02	Solid Metal Sides 16"	\$10.00 ft.
T01	Front Tongue Mount Tool Box w/Gas Shock	\$178.57
W01	Winch Plate	\$71.43
W10	15,000 lb. Winch Package	\$3,314.29
RB1	Running Boards	\$171.43
RR1	Rub Rail	\$7.14 ft.
RS1	Rear Support Stand Jacks	\$128.57
RS2	2 - Rear Support Stands (Tube)	\$121.43
STG	Spare Tire ST225/75 R15 LRD 8 Ply. 6-Hole Silver Mod	\$128.57
STH	Spare Tire ST235/80 R16 LRE 10 Ply. 6 Hole Silver Mod	\$200.00
SP1	Additional Stake Pockets (each)	\$24.29
TM1	Spare Tire Mount	\$42.86

TM2	Removable Spare Tire Mount	\$57.14
ZP2	Powdura OneCure Primer	\$285.71
CG3	Gray	\$71.43
CW4	White	\$71.43
CR5	Red	\$71.43
CB6	Blue	\$71.43
CG7	Green	\$71.43
CY8	Yellow	\$71.43
CO9	Orange	\$71.43
CA1	OD Army Green	\$71.43
CT2	Coyote Tan	\$71.43
CP0	Pink	\$71.43
CNG	Neon Green	\$71.43



CARHAULER PIPETOP

w/3" X 5" Angle Iron Frame 14,000 Lb



STANDARD SPECIFICATIONS	
GVWR:	14,000 lb
GAWR:	7,000 Lb (ea axle)
Couplers	2-5/16" Adjustable
Safety Chains	18,800 Lb 5/16 x 28 G#70
Jack	1-10K Drop Leg Spring Return
Axles	2-7,000 Lb Cambered Dexter Spring 1 Elec. Brake Forward Adjusting
Wheels	16" 8-Hole Silver Mod
Tires	235/80 R16 LRE
Suspension	Multi-Leaf Spring
Tongue Neck	5" Channel (6.7 lbs/ft)
Frame	3" x 5" Angle Iron
Side Rails	Weld-On
Uprights	2-1/2" x 2-1/2" x 3/16" Angle Iron
Crossmembers	3" Channel 16" OC (3.5 lbs/ft)
Flooring	Treated Wood
Fenders	Weld On Diamond Plate
Ramps	5' Slide-In Ramps
Top Rail	3" Pipe
Lights	LED D.O.T. Stop, Tail, Turn and Clearance
Wire Harness	16 Ga. 5-Way Double-Insulated w/7-way plug
D-Rings	3" Standard D-Rings
Finishing Coat	Sherwin-Williams Powdura Polyester TGIC Gloss Powder Coating
Finish (prep)	Mechanical and/or Chemical Pretreatment for Maximum Paint Adhesion
Color	Black

STANDARD PRICING

MODEL#	DESCRIPTION	WEIGHT in lbs	MSRP:
CP8316072	83" X 16' Carhauler w/3" X 5" Angle Iron Frame	3364	\$4,085.71
CP8318072	83" X 18' Carhauler w/3" X 5" Angle Iron Frame	3526	\$4,185.71
CP8320072	83" X 20' Carhauler w/3" X 5" Angle Iron Frame	3688	\$4,278.57
CP8322072	83" X 22' Carhauler w/3" X 5" Angle Iron Frame	3850	\$4,371.43

CARHAULER PIPETOP

AVAILABLE OPTIONS



CODE	DESCRIPTION	MSRP:
ESB	2 - 7000 Lb Axles (2 Elec Brakes) Forward Adjusting	\$171.43
HS1	2 - 7000 Lb Axles (1 Hyd Brake)	\$778.57
HS2	2 - 7000 Lb Axles (2 Hyd Brakes)	\$1,064.29
A06	ST235/85 R16 LRG 14 Ply.	\$107.14
A20	ST235/80 R16 LRE 10 Ply. w/Chrome Wheels	\$135.71
A14	ST235/85 R16 LRG 14 Ply. w/Chrome Wheels	\$242.86
A15	215-75R-175H-1 Single 17.5" X 6.75", 8 X 6.5 (8k)	\$221.43
A16	ST235/80 R16 LRE 10 Ply. w/Aluminum Wheels	\$185.71
A17	ST235/85 R16 LRG 14 Ply. w/Aluminum Wheels	\$285.71
C08	Coupler 2-5/16" Adjustable Hyd.	\$0.00
C11	Pintle Ring 3" Adjustable 6 Hole	\$0.00
D01	2' Dove Tail	\$71.43
D02	2' Diamond Plate On Dove Tail	\$164.29
D03	3' Dove Tail	\$78.57
D04	4' Dove Tail	\$85.71
E03	Steel Floor DP	\$27.14 ft.
E05	Rough Oak Floor	\$22.86 ft.
E07	Douglas Fir Wood Floor	\$11.43 ft.
E09	Blackwood Lumber	\$50.00 ft.
G16	4' HD Fold Gate w/Ramp & Springs	\$185.71
G17	4' HD Fold Gate Split w/Ramp & Springs	\$200.00
H03	Fold Up Ramps 5' x 16"	\$142.86
H04	3rd. Fold Up Ramp 5' x 16"	\$392.86
K30	Double Hinges for 2 Ramps	\$64.29
K31	Double Hinges for 3 Ramps	\$100.00
I02	12" Cross-Members	\$15.00 ft.
J05	Jack Spring Loaded Drop Leg 2-10K	\$221.43
L10	LED Single Row Light Bar	\$257.14
L11	LED Dual Row Light Bar	\$357.14
L07	Lighting LED (w/Cold Weather Harness)	\$35.71
L05	Lighting LED (Back Up)	\$135.71
M01	D-Rings 3" Weld On (each)	\$21.43
M50	D-Rings 4" Weld On (each)	\$28.57
M00	D-Rings 4" Recessed 360 Rotational Bolt On	\$28.57
M19	3" Removable D-Rings (each)	\$41.43
M29	4" Removable D-Rings (each)	\$48.57
MF1	Mud Flaps	\$71.43
P08	3" Pipe Top Side Rails (weld on)	\$11.43 ft.
P04	Sq. Tube Side Rails (weld on)	\$11.43 ft.
Q02	Exp. Metal Sides 16"	\$7.14 ft.
R02	Solid Metal Sides 16"	\$10.00 ft.
T01	Front Tongue Mount Tool Box w/Gas Shock	\$178.57
W01	Winch Plate	\$71.43
W10	15,000 lb. Winch Package	\$3,314.29
EL1	Wet Bolt Kit Equalizer Lubrication	\$35.71
RB1	Running Boards	\$171.43
RR1	Rub Rail	\$7.14 ft.
RS1	Rear Support Stand Jacks	\$128.57
RS2	2 - Rear Support Stands (Tube)	\$121.43
STI	Spare Tire ST235/80 R16 LRE 10 Ply. 8 Hole Silver Mod	\$200.00
STK	Spare Tire ST235/85 R16 LRG 14 Ply. 8 Hole Silver Mod	\$257.14
STP	Spare Tire ST235/80 R16 LRE 10 Ply. 8 Hole Aluminum Wheels	\$328.57

STQ	Spare Tire ST235/85 R16 LRG 14 Ply. 8 Hole Aluminum Wheels	\$492.86
STS	Spare Tire ST235/80 R16 LRE 10 Ply. 8 Hole Chrome Wheels	\$328.57
STU	Spare Tire ST235/85 R16 LRG 14 Ply. 8 Hole Chrome Wheels	\$400.00
STT	Spare Tire 215-75R-175H-1 Single 17.5" X 6.75", 8 X 6.5	\$328.57
SP1	Additional Stake Pockets (each)	\$24.29
TM1	Spare Tire Mount	\$42.86
TM2	Removable Spare Tire Mount	\$57.14
ZP2	Powdura OneCure Primer	\$285.71
CG3	Gray	\$71.43
CW4	White	\$71.43
CR5	Red	\$71.43
CB6	Blue	\$71.43
CG7	Green	\$71.43
CY8	Yellow	\$71.43
CO9	Orange	\$71.43
CA1	OD Army Green	\$71.43
CT2	Coyote Tan	\$71.43
CP0	Pink	\$71.43
CNG	Neon Green	\$71.43



CARHAULER

w/6" I-Beam Frame & Drop Axles 14,000 Lb



STANDARD SPECIFICATIONS	
GVWR:	14,000 lb
GAWR:	7,000 Lb (ea axle)
Couplers	2-5/16" Adjustable
Safety Chains	18,800 Lb 5/16 x 28 G#70
Jack	1-10K Drop Leg Spring Return
Axles	2-7,000 Lb Drop Cambered Dexter Spring 1 Elec Brake Forward Adjusting
Wheels	16" 8-Hole
Tires	235/80 R16 LRE
Suspension	Multi-Leaf Spring
Tongue Neck	6" I-Beam (12 lbs/ft)
Frame	6" I-Beam (12 lbs/ft)
Uprights	2" x 2" x 3/16" Angle Iron
Crossmembers	3" Channel 16" OC (3.5 lbs/ft)
Flooring	Treated Wood
Fenders	Weld On Diamond Plate
Ramps	5' Slide-In Ramps
Top Rail	2" x 2" x 1/8" Tubing
Lights	LED D.O.T. Stop, Tail, Turn and Clearance
Wire Harness	16 Ga. 5-Way Double Insulated Harness with 7 way plug
D-Rings	3" Standard D-Rings
Finishing Coat	Sherwin-Williams Powdura Polyester TGIC Gloss Powder Coating
Finish (prep)	Mechanical and/or Chemical Pretreatment for Maximum Paint Adhesion
Color	Black

STANDARD PRICING

MODEL#	DESCRIPTION	WEIGHT in lbs	MSRP:
CB8016072	80" X 16' Carhauler w/6" I-Beam Frame & Drop Axle	2743	\$4,585.71
CB8018072	80" X 18' Carhauler w/6" I-Beam Frame & Drop Axle	2873	\$4,678.57
CB8020072	80" X 20' Carhauler w/6" I-Beam Frame & Drop Axle	3019	\$4,771.43
CB8022072	80" X 22' Carhauler w/6" I-Beam Frame & Drop Axle	3165	\$4,871.43

CARHAULER AVAILABLE OPTIONS



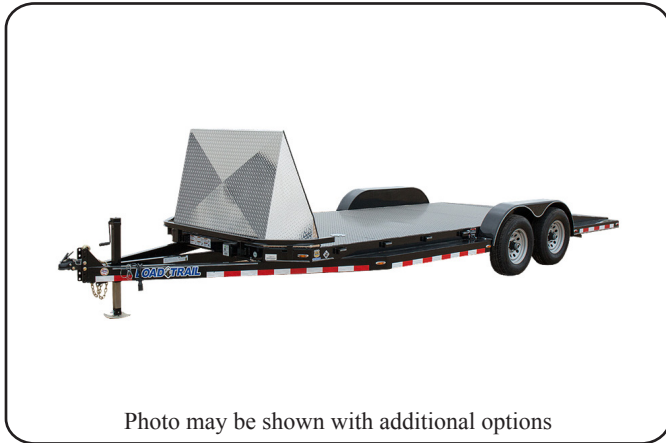
CODE	DESCRIPTION	MSRP:
EDB	2 - 7000 Lb Drop Axles (2 Elec Brakes) Forward Adjusting	\$135.71
ETA	2 - 7,000 Lb Tors Axles (LEVEL)(1 Elec Brake) Forward Adjusting	\$357.14
ETB	2 - 7000 Lb Tors Axles (LEVEL)(2 Elec Brakes) Forward Adjusting	\$542.86
HT1	2 - 7,000 Lb Tors Axles (LEVEL)(1 Hyd Brake)	\$1,135.71
HT2	2 - 7000 Lb Tors Axles (LEVEL)(2 Hyd Brakes)	\$1,450.00
HD1	2 - 7000 Lb Drop Axles (1 Hyd Brake)	\$742.86
HD2	2 - 7,000 Lb Drop Axles (2 Hyd Drum Brakes)	\$1,021.43
ESB	2 - 8,000 Lb Axles (2 Elec Brakes) Forward Adjusting	\$2,850.00
A06	ST235/85 R16 LRG 14 Ply.	\$107.14
A20	ST235/80 R16 LRE 10 Ply. w/Chrome Wheels	\$135.71
A14	ST235/85 R16 LRG 14 Ply. w/Chrome Wheels	\$242.86
A15	215-75R-175H-1 Single 17.5" X 6.75", 8 X 6.5 (8k)	\$221.43
A16	ST235/80 R16 LRE 10 Ply. w/Aluminum Wheels	\$185.71
A17	ST235/85 R16 LRG 14 Ply. w/Aluminum Wheels	\$285.71
C08	Coupler 2-5/16" Adjustable Hyd.	\$0.00
C11	Pintle Ring 3" Adjustable 6 Hole	\$0.00
E03	Steel Floor DP	\$27.14 ft.
E05	Rough Oak Floor	\$22.86 ft.
E07	Douglas Fir Wood Floor	\$11.43 ft.
E09	Blackwood Lumber	\$50.00 ft.
G16	4' HD Fold Gate w/Ramp & Springs	\$185.71
G17	4' HD Fold Gate Split w/Ramp & Springs	\$200.00
G08	5' HD Fold Gate w/Ramp & Springs	\$214.29
G09	5' HD Fold Gate Split w/Ramp & Springs	\$257.14
G10	6' HD Fold Gate w/Ramp & Springs	\$285.71
G11	6' HD Fold Gate Split w/Ramp & Springs	\$328.57
H03	Fold Up Ramps 5' x 16"	\$142.86
H04	3rd. Fold Up Ramp 5' x 16"	\$392.86
K30	Double Hinges for 2 Ramps	\$64.29
K31	Double Hinges for 3 Ramps	\$100.00
I01	16" Crossmembers	\$9.29 ft.
I02	12" Crossmembers	\$15.00 ft.
J05	Jack Spring Loaded Drop Leg 2-10K	\$221.43
L10	LED Single Row Light Bar	\$257.14
L11	LED Dual Row Light Bar	\$357.14
L07	Lighting LED (w/Cold Weather Harness)	\$35.71
L05	Lighting LED (Back Up)	\$135.71
M01	D-Rings 3" Weld On (each)	\$21.43
M50	D-Rings 4" Weld On (each)	\$28.57
M00	D-Rings 4" Recessed 360 Rotational Bolt On	\$28.57
M19	3" Removable D-Rings (each)	\$41.43
M29	4" Removable D-Rings (each)	\$48.57
MF1	Mud Flaps	\$71.43
T01	Front Tongue Mount Tool Box w/Gas Shock	\$178.57
W01	Winch Plate	\$71.43
W10	15,000 lb. Winch Package	\$3,314.29
EL1	Wet Bolt Kit Equalizer Lubrication	\$35.71
RS1	2 - 5K Rear Support Swivel Jacks (Standard 24'+)	\$128.57
RS2	2 - Rear Support Stands (Tube)	\$121.43
STI	Spare Tire ST235/80 R16 LRE 10 Ply. 8 Hole Silver Mod	\$200.00

STK	Spare Tire ST235/85 R16 LRG 14 Ply. 8 Hole Silver Mod	\$257.14
STP	Spare Tire ST235/80 R16 LRE 10 Ply. 8 Hole Aluminum Wheels	\$328.57
STQ	Spare Tire ST235/85 R16 LRG 14 Ply. 8 Hole Aluminum Wheels	\$492.86
STS	Spare Tire ST235/80 R16 LRE 10 Ply. 8 Hole Chrome Wheels	\$328.57
STU	Spare Tire ST235/85 R16 LRG 14 Ply. 8 Hole Chrome Wheels	\$400.00
STT	Spare Tire 215-75R-175H-1 Single 17.5" X 6.75", 8 X 6.5	\$328.57
TM1	Spare Tire Mount	\$42.86
TM2	Removable Spare Tire Mount	\$57.14
ZP2	Powdura OneCure Primer	\$285.71
CG3	Gray	\$71.43
CW4	White	\$71.43
CR5	Red	\$71.43
CB6	Blue	\$71.43
CG7	Green	\$71.43
CY8	Yellow	\$71.43
CO9	Orange	\$71.43
CA1	OD Army Green	\$71.43
CT2	Coyote Tan	\$71.43
CP0	Pink	\$71.43
CNG	Neon Green	\$71.43



SPORT HAULER

w/5" Channel Frame 7,000 Lb



STANDARD SPECIFICATIONS	
GVWR:	7,000 lb
GAWR:	3,500 Lb (ea axle)
Couplers	2" Adjustable
Safety Chains	7,600 Lb 5/16 X 29 G#30
Jack	5,000 Lb Top Wind Swivel Jack
Axles	2-3,500 Lb Cambered Dexter Spring 1 Elec. Brake Forward Adjusting
Wheels	15" 5-Hole
Tires	205/75 R15 LRC
Suspension	Multi-Leaf Spring
Tongue Neck	5" Channel (6.7 lbs/ft)
Frame	5" Channel (6.7 lbs/ft)
Uprights	2" X 2" 1/8" Tubing
Crossmembers	3" Channel 16" OC (3.5 lbs/ft)
Flooring	Steel Floor
Fenders	Smooth Plate Weld-On
Ramps	5' Slide-In Ramps
Top Rail	2" X 2" 1/8" Tubing
Lights	LED D.O.T. Stop, Tail, Turn and Clearance
Wire Harness	16 Ga. 5-Way Double Insulated Harness w/7-way plug
D-Rings	4 - D-Rings 4" Recessed 360 Rotational Bolt On
Finishing Coat	Sherwin-Williams Powdura Polyester TGIC Gloss Powder Coating
Finish (prep)	Mechanical and/or Chemical Pretreatment for Maximum Paint Adhesion
Color	Black

STANDARD PRICING

MODEL#	DESCRIPTION	WEIGHT in lbs	MSRP:
CZ8318032	83" X 18' Sport hauler	2500	\$3,707.14
CZ8320032	83" X 20' Sport hauler	2670	\$3,914.29
CZ8322032	83" X 22' Sport hauler	2840	\$4,121.43

SPORT HAULER

AVAILABLE OPTIONS



CODE	DESCRIPTION	MSRP:
ESB	2 - 3,500 Lb Dexter Axles (2 Elec Brakes) Forward Adjusting	\$171.43
HS1	2 - 3,500 Lb Axles (1 Hyd Brake)	\$607.14
HS2	2 - 3,500 Lb Axles (2 Hyd Brakes)	\$885.71
A04	ST225/75 R15 LRD 8 Ply.	\$57.14
C03	Coupler 2" A-Frame Cast Hyd.	\$0.00
C07	Coupler 2-5/16" Adjustable 4 Hole	\$35.71
C11	Pintle Ring 3" Adjustable 6 Hole	\$21.43
I02	12" Cross-Members	\$15.00 ft.
J02	Jack Drop Leg 7000 lb.	\$35.71
L10	LED Single Row Light Bar	\$257.14
L11	LED Dual Row Light Bar	\$357.14
L12	12 - Mini LED Deck Lights	\$257.14
L50	2 - LED Deck Lights	\$42.86
L07	Lighting LED (w/Cold Weather Harness)	\$35.71
L05	Lighting LED (Back Up)	\$135.71
M00	D-Rings 4" Recessed 360 Rotational Bolt On	\$28.57
T01	Front Tongue Mount Tool Box w/Gas Shock	\$178.57
SG3	42" Aluminum Front Stone Guard	\$492.86
SG1	Aluminum trim package	\$321.43
W01	Winch Plate	\$71.43
W10	15,000 lb. Winch Package	\$3,314.29
STC	Spare Tire ST205/75 R15 LRC 6 Ply. 5-Hole	\$107.14
STE	Spare Tire ST225/75 R15 LRD 8 Ply. 5-Hole	\$114.29
SP1	4 - Additional Stake Pockets	\$24.29
TM1	Spare Tire Mount	\$42.86
TM2	Removable Spare Tire Mount	\$57.14
ZP2	Powdura OneCure Primer	\$285.71
CG3	Gray	\$71.43
CW4	White	\$71.43
CR5	Red	\$71.43
CB6	Blue	\$71.43
CG7	Green	\$71.43
CY8	Yellow	\$71.43
CO9	Orange	\$71.43
CA1	OD Army Green	\$71.43
CT2	Coyote Tan	\$71.43
CP0	Pink	\$71.43
CNG	Neon Green	\$71.43



GOOSENECK CARHAULER PIPETOP

w/3" X 5" Angle Iron Frame 14,000 Lb

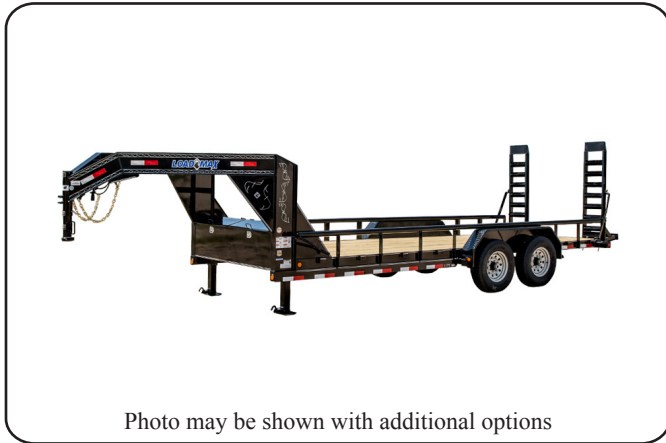


Photo may be shown with additional options

STANDARD SPECIFICATIONS

GVWR:	14,000 lb
GAWR:	7,000 Lb (ea axle)
Couplers	2 5/16" Adjustable Coupler Round (20,000 lb)
Neck	10" I-Beam (12 lbs/ft)
Safety Chains	18,800 Lb 5/16 x 28 G#70
Jack	1-10K Drop Leg Spring Return
Axles	2-7,000 Lb Cambered Dexter Spring 1 Elec. Brake Forward Adjusting
Wheels	16" 8-Hole Silver Mod
Tires	235/80 R16 LRE
Suspension	Multi-Leaf Spring
Frame	3" x 5" Angle Iron
Side Rails	Weld-On
Uprights	2-1/2" x 2-1/2" x 3/16" Angle Iron
Crossmembers	3" Channel 16" OC (3.5 lbs/ft)
Tool Box	Full Width Front Tool Box
Flooring	Treated Wood
Fenders	Weld On Diamond Plate
Ramps	5' Slide-In Ramps
Top Rail	3" Pipe
Lights	LED D.O.T. Stop, Tail, Turn and Clearance
Wire Harness	16 Ga. 5-Way Double-Insulated w/7-way plug
D-Rings	3" Standard D-Rings
Finishing Coat	Sherwin-Williams Powdura Polyester TGIC Gloss Powder Coating
Finish (prep)	Mechanical and/or Chemical Pretreatment for Maximum Paint Adhesion
Color	Black

STANDARD PRICING

MODEL#	DESCRIPTION	WEIGHT in lbs	MSRP:
GA8316072	83" X 16' Gooseneck Carhauler w/3" X 5" Angle Iron Frame	4087	\$5,035.71
GA8318072	83" X 18' Gooseneck Carhauler w/3" X 5" Angle Iron Frame	4249	\$5,157.14
GA8320072	83" X 20' Gooseneck Carhauler w/3" X 5" Angle Iron Frame	4411	\$5,285.71
GA8322072	83" X 22' Gooseneck Carhauler w/3" X 5" Angle Iron Frame	4573	\$5,407.14
GA8324072	83" X 24' Gooseneck Carhauler w/3" X 5" Angle Iron Frame	4875	\$5,771.43

GOOSENECK CARHAULER PIPETOP AVAILABLE OPTIONS



CODE	DESCRIPTION	MSRP:
ESB	2 - 7,000 Lb Axles (2 Elec Brakes) Forward Adjusting	\$171.43
HS1	2 - 7,000 Lb Axles (1 Hyd Drum Brake)	\$1,228.57
HS2	2 - 7,000 Lb Axles (2 Hyd Drum Brakes)	\$1,514.29
HS2	2 - 7,000 Lb Axles (2 Hyd Disc Brakes)	\$1,928.57
A06	ST235/85 R16 LRG 14 Ply.	\$107.14
A20	ST235/80 R16 LRE 10 Ply. w/Chrome Wheels	\$135.71
A14	ST235/85 R16 LRG 14 Ply. w/Chrome Wheels	\$242.86
A15	215-75R-175H-1 Single 17.5" X 6.75", 8 X 6.5 (8k)	\$221.43
A16	ST235/80 R16 LRE 10 Ply. w/Aluminum Wheels	\$185.71
A17	ST235/85 R16 LRG 14 Ply. w/Aluminum Wheels	\$285.71
C15	Gooseneck Coupler 2-5/16" Adjustable Sq.	\$64.29
C50	King Pin Fifth-Wheel Adapter Adjustable Rd.	\$157.14
C51	King Pin Fifth-Wheel Adapter Adjustable Sq.	\$157.14
D01	2' Dove Tail	\$71.43
D02	2' Diamond Plate On Dove Tail	\$164.29
D03	3' Dove Tail	\$78.57
D04	4' Dove Tail	\$85.71
E03	Steel Floor DP	\$27.14 ft.
E05	Rough Oak Floor	\$22.86 ft.
E07	Douglas Fir Wood Floor	\$11.43 ft.
E09	Blackwood Lumber	\$50.00 ft.
G16	4' HD Fold Gate w/Ramp & Springs	\$185.71
G17	4' HD Fold Gate Split w/Ramp & Springs	\$200.00
G08	5' HD Fold Gate w/Ramp & Springs	\$214.29
G09	5' HD Fold Gate Split w/Ramp & Springs	\$257.14
G10	6' HD Fold Gate w/Ramp & Springs	\$285.71
G11	6' HD Fold Gate Split w/Ramp & Springs	\$328.57
G21	6' Stand Up Ramps w/Center Gate & Springs	\$500.00
H03	Fold Up Ramps 5' x 16"	\$142.86
H04	3rd. Fold Up Ramp 5' x 16"	\$392.86
H10	Fold Up Ramps 6' x 16" (carhauler)	\$250.00
H09	Slide-In Ramps 6' x 13"	\$71.43
K30	Double Hinges for 2 Ramps	\$64.29
K31	Double Hinges for 3 Ramps	\$100.00
I02	12" Cross-Members	\$15.00 ft.
J05	Jack Spring Loaded Drop Leg 2-10K	\$221.43
L10	LED Single Row Light Bar	\$257.14
L11	LED Dual Row Light Bar	\$357.14
L07	Lighting LED (w/Cold Weather Harness)	\$35.71
L05	Lighting LED (Back Up)	\$135.71
M01	D-Rings 3" Weld On (each)	\$21.43
M50	D-Rings 4" Weld On (each)	\$28.57
M00	D-Rings 4" Recessed 360 Rotational Bolt On	\$28.57
M19	3" Removable D-Rings (each)	\$41.43
M29	4" Removable D-Rings (each)	\$48.57
MF1	Mud Flaps	\$71.43
P08	3" Pipe Top Side Rails (weld on)	\$0.00
P04	Sq. Tube Side Rails (weld on)	\$11.43 ft.
Q02	Exp. Metal Sides 16"	\$7.14 ft.
R02	Solid Metal Sides 16"	\$10.00 ft.
W01	Winch Plate	\$71.43

W10	15,000 lb. Winch Package	\$3,314.29
EL1	Wet Bolt Kit Equalizer Lubrication	\$35.71
RB1	Running Boards	\$171.43
RR1	Rub Rail	\$7.14 ft.
RS1	Rear Support Stand Jacks	\$128.57
RS2	2 - Rear Support Stands (Tube)	\$121.43
SP1	Additional Stake Pockets (each)	\$24.29
ZP2	Powdura OneCure Primer	\$285.71
CG3	Gray	\$71.43
CW4	White	\$71.43
CR5	Red	\$71.43
CB6	Blue	\$71.43
CG7	Green	\$71.43
CY8	Yellow	\$71.43
CO9	Orange	\$71.43
CA1	OD Army Green	\$71.43
CT2	Coyote Tan	\$71.43
CP0	Pink	\$71.43
CNG	Neon Green	\$71.43



GOOSENECK CARHAULER PIPETOP

w/6" Channel Frame & Side Rails 9,990 Lb




Photo may be shown with additional options

STANDARD SPECIFICATIONS

GVWR:	9,990 lb
GAWR:	5,200 Lb (ea axle)
Couplers	2 5/16" Adjustable Coupler Round (20,000 lb)
Neck	10" I-Beam (12 lbs/ft)
Safety Chains	18,800 Lb 5/16 x 36 G#70
Jack	1-10K Drop Leg Spring Return
Axles	2-5,200 Lb Cambered Dexter Spring 1 Elec. Brake Forward Adjusting
Wheels	15" 6-Hole
Tires	225/75 R15 LRD (w/spare)
Suspension	Multi-Leaf Spring
Frame	6" Channel (8.2 lbs/ft)
Uprights	2-1/2" X 2-1/2" 3/16" Angle Iron
Crossmembers	3" Channel 24" OC (3.5 lbs/ft)
Tool Box	Full Width Front Tool Box
Flooring	Treated Wood
Fenders	Removable Smooth Plate
Ramps	5' Slide-In Ramps
Top Rail	3" Pipe
Lights	LED D.O.T. Stop, Tail, Turn and Clearance
Wire Harness	16 Ga. 5-Way Double Insulated Harness w/7-way plug
Finishing Coat	Sherwin-Williams Powdura Polyester TGIC Gloss Powder Coating
Finish (prep)	Mechanical and/or Chemical Pretreatment for Maximum Paint Adhesion
Color	Black

STANDARD PRICING

MODEL#	DESCRIPTION	WEIGHT in lbs	MSRP:
GF8316052	83" X 16' Gooseneck Carhauler w/Side Rails	3387	\$4,335.71
GF8318052	83" X 18' Gooseneck Carhauler w/Side Rails	3588	\$4,450.00
GF8320052	83" X 20' Gooseneck Carhauler w/Side Rails	3791	\$4,592.86
GF8322052	83" X 22' Gooseneck Carhauler w/Side Rails	4039	\$4,742.86
GF8324052	83" X 24' Gooseneck Carhauler w/Side Rails	4546	\$5,264.29
GF8326052	83" X 26' Gooseneck Carhauler w/Side Rails	4742	\$5,407.14
GF0216052	102" X 16' Gooseneck Carhauler w/Side Rails	3688	\$4,678.57
GF0218052	102" X 18' Gooseneck Carhauler w/Side Rails	3889	\$4,792.86
GF0220052	102" X 20' Gooseneck Carhauler w/Side Rails	4092	\$4,935.71
GF0222052	102" X 22' Gooseneck Carhauler w/Side Rails	4340	\$5,085.71
GF0224052	102" X 24' Gooseneck Carhauler w/Side Rails	4847	\$5,607.14
GF0226052	102" X 26' Gooseneck Carhauler w/Side Rails	5043	\$5,750.00

GOOSENECK CARHAULER PIPETOP

AVAILABLE OPTIONS



CODE	DESCRIPTION	MSRP:
ESB	2 - 5200 Lb Axles (2 Elec Brakes) Forward Adjusting	\$171.43
HS1	2 - 5200 Lb Axles (1 Hyd Brake)	\$1,228.57
HS2	2 - 5200 Lb Axles (2 Hyd Brakes)	\$1,471.43
A05	ST235/80 R16 LRE 10 Ply.	\$57.14
A12	ST225/75 R15 LRD 8 Ply. w/Chrome Wheels	\$107.14
A13	ST235/80 R16 LRE 10 Ply. w/Chrome Wheels	\$164.29
A18	ST225/75 R15 LRD 8 Ply. w/Aluminum Wheels	\$185.71
A19	ST235/80 R16 LRE 10 Ply. w/Aluminum Wheels	\$278.57
C15	Gooseneck Coupler 2-5/16" Adjustable Sq.	\$64.29
C50	King Pin Fifth-Wheel Adapter Adjustable Rd.	\$157.14
C51	King Pin Fifth-Wheel Adapter Adjustable Sq.	\$157.14
D01	2' Dove Tail	\$71.43
D02	2' Diamond Plate On Dove Tail	\$164.29
D03	3' Dove Tail	\$78.57
D04	4' Dove Tail	\$85.71
E03	Steel Floor DP	\$27.14 ft.
E05	Rough Oak Floor	\$22.86 ft.
E07	Douglas Fir Wood Floor	\$11.43 ft.
E09	Blackwood Lumber	\$50.00 ft.
F05	Diamond Plate Fenders (weld-on)	\$0.00
F08	Diamond Plate Alum. Tear Drop Fenders (removable)	\$85.71
F09	Heavy Duty 10" Fenders (weld-on)	\$171.43
G16	4' HD Fold Gate w/Ramp & Springs	\$185.71
G17	4' HD Fold Gate Split w/Ramp & Springs	\$200.00
G08	5' HD Fold Gate w/Ramp & Springs	\$214.29
G09	5' HD Fold Gate Split w/Ramp & Springs	\$257.14
G10	6' HD Fold Gate w/Ramp & Springs	\$285.71
G11	6' HD Fold Gate Split w/Ramp & Springs	\$328.57
H03	Fold Up Ramps 5' x 16"	\$142.86
H04	3rd. Fold Up Ramp 5' x 16"	\$392.86
H09	Slide-In Ramps 6' x 13"	\$71.43
H14	Rear Slide-IN Ramps 5' x 13" (Standard 18'+)	\$92.86
K30	Double Hinges for 2 Ramps	\$64.29
K31	Double Hinges for 3 Ramps	\$100.00
I01	16" Cross-Members	\$9.29 ft.
I02	12" Cross-Members	\$15.00 ft.
J05	Jack Spring Loaded Drop Leg 2-10K	\$221.43
J06	Jack Spring Loaded Drop Leg 2-Speed 2-25K	\$564.29
L04	Bolt On Headache Light Bar	\$278.57
L10	LED Single Row Light Bar	\$257.14
L11	LED Dual Row Light Bar	\$357.14
L07	Lighting LED (w/Cold Weather Harness)	\$35.71
L05	Lighting LED (Back Up)	\$135.71
M01	D-Rings 3" Weld On (each)	\$21.43
M50	D-Rings 4" Weld On (each)	\$28.57
M00	D-Rings 4" Recessed 360 Rotational Bolt On	\$28.57
M19	3" Removable D-Rings (each)	\$41.43
M29	4" Removable D-Rings (each)	\$48.57
MF1	Mud Flaps	\$71.43
N01	Raised Neck & Coupler 6"	\$150.00
N02	Raised Neck & Coupler 12"	\$221.43
P09	3" Pipe Top Side Rails (removable)	\$0.00

P03	2-3/8" Pipe Top Side Rails (weld on)	\$0.00
P06	2-3/8" Pipe Top Side Rails (removable)	\$0.00
P04	Sq. Tube Side Rails (weld on)	\$0.00
P07	Sq. Tube Side Rails (removable)	\$0.00
Q02	Exp. Metal Sides 16"	\$7.14 ft.
Q03	Exp. Metal Sides 24"	\$12.86 ft.
Q04	Exp. Metal Sides 36"	\$17.14 ft.
Q05	Exp. Metal Sides 48"	\$20.00 ft.
R02	Solid Metal Sides 16"	\$10.00 ft.
R03	Solid Metal Sides 24"	\$12.86 ft.
R04	Solid Metal Sides 36"	\$22.86 ft.
R05	Solid Metal Sides 48"	\$27.14 ft.
W01	Winch Plate	\$71.43
W10	15,000 lb. Winch Package	\$3,314.29
DO1	Deck Over Neck 102" X 96"	\$700.00
RB1	Running Boards	\$171.43
RR1	Rub Rail	\$7.14 ft.
RS1	2 - 5K Rear Support Swivel Jacks (Standard 24'+)	\$128.57
RS2	2 - Rear Support Stands (Tube)	\$121.43
SP1	4 - Additional Stake Pockets	\$24.29
ZP2	Powdura OneCure Primer	\$285.71
CG3	Gray	\$71.43
CW4	White	\$71.43
CR5	Red	\$71.43
CB6	Blue	\$71.43
CG7	Green	\$71.43
CY8	Yellow	\$71.43
CO9	Orange	\$71.43
CA1	OD Army Green	\$71.43
CT2	Coyote Tan	\$71.43
CP0	Pink	\$71.43
CNG	Neon Green	\$71.43



GOOSENECK CARHAULER PIPETOP w/6" Channel Frame & Side Rails 14,000 Lb

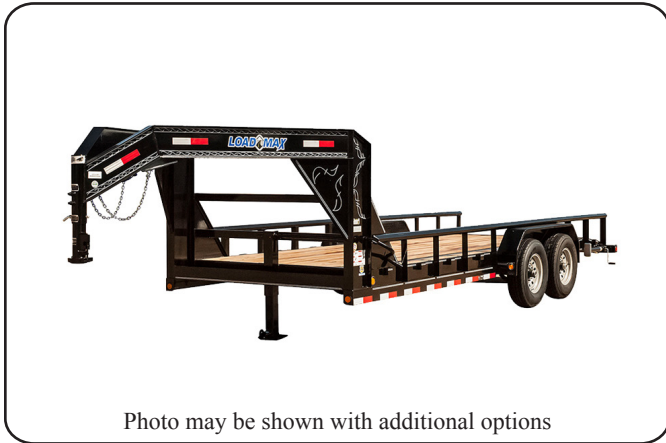


Photo may be shown with additional options

STANDARD SPECIFICATIONS

GVWR:	14,000 lb
GAWR:	7,000 Lb (ea axle)
Couplers	2 5/16" Adjustable Coupler Round (20,000 lb)
Neck	10" I-Beam (12 lbs/ft)
Safety Chains	18,800 Lb 5/16 x 36 G#70
Jack	1-10K Drop Leg Spring Return 2-7,000 Lb Cambered Dexter Spring 1
Axles	Elec. Brake Forward Adjusting
Wheels	16" 8-Hole
Tires	235/80 R16 LRE (w/ spare)
Suspension	Multi-Leaf Spring
Frame	6" Channel (8.2 lbs/ft)
Uprights	2-1/2" X 2-1/2" 3/16" Angle Iron
Crossmembers	3" Channel 16" OC (3.5 lbs/ft)
Tool Box	Full Width Front Tool Box
Flooring	Treated Wood
Fenders	Removable Diamond Plate
Ramps	5' Slide-In Ramps
Top Rail	3" Pipe
Lights	LED D.O.T. Stop, Tail, Turn and Clearance 16 Ga. 5-Way Double Insulated Harness
Wire Harness	w/7-way plug Sherwin-Williams Powdura Polyester TGIC
Finishing Coat	Gloss Powder Coating Mechanical and/or Chemical Pretreatment for Maximum Paint Adhesion
Finish (prep) Color	Black

STANDARD PRICING

MODEL#	DESCRIPTION	WEIGHT in lbs	MSRP:
GF8316072	83" X 16' Gooseneck Carhauler w/Side Rails		\$5,028.57
GF8318072	83" X 18' Gooseneck Carhauler w/Side Rails		\$5,142.86
GF8320072	83" X 20' Gooseneck Carhauler w/Side Rails		\$5,292.86
GF8322072	83" X 22' Gooseneck Carhauler w/Side Rails		\$5,435.71
GF8324072	83" X 24' Gooseneck Carhauler w/Side Rails		\$5,957.14
GF8326072	83" X 26' Gooseneck Carhauler w/Side Rails		\$6,100.00
GF8328072	83" X 28' Gooseneck Carhauler w/Side Rails		\$6,242.86
GF8330072	83" X 30' Gooseneck Carhauler w/Side Rails		\$6,385.71
GF8332072	83" X 32' Gooseneck Carhauler w/Side Rails		\$6,528.57
GF8334072	83" X 34' Gooseneck Carhauler w/Side Rails		\$6,671.43
GF8336072	83" X 36' Gooseneck Carhauler w/Side Rails		\$6,885.71
GF8338072	83" X 38' Gooseneck Carhauler w/Side Rails		\$7,028.57
GF8340072	83" X 40' Gooseneck Carhauler w/Side Rails		\$7,171.43
GF0216072	102" X 16' Gooseneck Carhauler w/Side Rails		\$5,371.43
GF0218072	102" X 18' Gooseneck Carhauler w/Side Rails		\$5,485.71
GF0220072	102" X 20' Gooseneck Carhauler w/Side Rails		\$5,635.71
GF0222072	102" X 22' Gooseneck Carhauler w/Side Rails		\$5,778.57
GF0224072	102" X 24' Gooseneck Carhauler w/Side Rails		\$6,300.00
GF0226072	102" X 26' Gooseneck Carhauler w/Side Rails		\$6,442.86
GF0228072	102" X 28' Gooseneck Carhauler w/Side Rails		\$6,585.71
GF0230072	102" X 30' Gooseneck Carhauler w/Side Rails		\$6,728.57
GF0232072	102" X 32' Gooseneck Carhauler w/Side Rails		\$6,871.43
GF0234072	102" X 34' Gooseneck Carhauler w/Side Rails		\$7,014.29
GF0236072	102" X 36' Gooseneck Carhauler w/Side Rails		\$7,228.57
GF0238072	102" X 38' Gooseneck Carhauler w/Side Rails		\$7,371.43
GF0240072	102" X 40' Gooseneck Carhauler w/Side Rails		\$7,514.29

GOOSENECK CARHAULER PIPETOP

AVAILABLE OPTIONS



CODE	DESCRIPTION	MSRP:
ESB	2 - 7,000 Lb Axles (2 Elec Brakes) Forward Adjusting	\$171.43
HS1	2 - 7,000 Lb Axles (1 Hyd Drum Brake)	\$1,228.57
HS2	2 - 7,000 Lb Axles (2 Hyd Drum Brakes)	\$1,514.29
HS2	2 - 7,000 Lb Axles (2 Hyd Disc Brakes)	\$1,928.57
ESC	3 - 7,000 Lb Axles (3 Elec Brakes) Forward Adjusting	\$1,135.71
HS3	3 - 7,000 Lb Axles (3 Hyd Drum Brakes)	\$2,257.14
HS3	3 - 7,000 Lb Axles (3 Hyd Disc Brakes)	\$2,771.43
A06	ST235/85 R16 LRG 14 Ply.	\$107.14
A20	ST235/80 R16 LRE 10 Ply. w/Chrome Wheels	\$135.71
A14	ST235/85 R16 LRG 14 Ply. w/Chrome Wheels	\$242.86
A15	215-75R-175H-1 Single 17.5" X 6.75", 8 X 6.5 (8k)	\$221.43
A16	ST235/80 R16 LRE 10 Ply. w/Aluminum Wheels	\$185.71
A17	ST235/85 R16 LRG 14 Ply. w/Aluminum Wheels	\$285.71
C15	Gooseneck Coupler 2-5/16" Adjustable Sq.	\$64.29
C50	King Pin Fifth-Wheel Adapter Adjustable Rd.	\$157.14
C51	King Pin Fifth-Wheel Adapter Adjustable Sq.	\$157.14
D01	2' Dove Tail	\$71.43
D02	2' Diamond Plate On Dove Tail	\$164.29
D03	3' Dove Tail	\$78.57
D04	4' Dove Tail	\$85.71
E03	Steel Floor DP	\$27.14 ft.
E05	Rough Oak Floor	\$22.86 ft.
E07	Douglas Fir Wood Floor	\$11.43 ft.
E09	Blackwood Lumber	\$50.00 ft.
F05	Diamond Plate Fenders (weld-on)	\$0.00
F08	Diamond Plate Alum. Tear Drop Fenders (removable)	\$85.71
F09	Heavy Duty 10" Fenders (weld-on)	\$171.43
G16	4' HD Fold Gate w/Ramp & Springs	\$185.71
G17	4' HD Fold Gate Split w/Ramp & Springs	\$200.00
G08	5' HD Fold Gate w/Ramp & Springs	\$214.29
G09	5' HD Fold Gate Split w/Ramp & Springs	\$257.14
G10	6' HD Fold Gate w/Ramp & Springs	\$285.71
G11	6' HD Fold Gate Split w/Ramp & Springs	\$328.57
H03	Fold Up Ramps 5' x 16"	\$142.86
H04	3rd. Fold Up Ramp 5' x 16"	\$392.86
H07	Slide-IN Ramps 16" x 96" (102" wide)	\$192.86
H08	Multi Purpose Equipment Dove	\$492.86
H14	Rear Slide-IN Ramps 5' x 13" (Standard 18'+)	\$92.86
K30	Double Hinges for 2 Ramps	\$64.29
K31	Double Hinges for 3 Ramps	\$100.00
I02	12" Cross-Members	\$15.00 ft.
J05	Jack Spring Loaded Drop Leg 2-10K	\$221.43
J06	Jack Spring Loaded Drop Leg 2-Speed 2-25K	\$564.29
L04	Bolt On Headache Light Bar	\$350.00
L10	LED Single Row Light Bar	\$257.14
L11	LED Dual Row Light Bar	\$357.14
L07	Lighting LED (w/Cold Weather Harness)	\$35.71
L05	Lighting LED (Back Up)	\$135.71
M01	D-Rings 3" Weld On (each)	\$21.43
M50	D-Rings 4" Weld On (each)	\$28.57
M00	D-Rings 4" Recessed 360 Rotational Bolt On	\$28.57

M19	3" Removable D-Rings (each)	\$41.43
M29	4" Removable D-Rings (each)	\$48.57
MF1	Mud Flaps	\$71.43
N01	Raised Neck & Coupler 6"	\$150.00
N02	Raised Neck & Coupler 12"	\$221.43
P09	3" Pipe Top Side Rails (removable)	\$0.00
P03	2-3/8" Pipe Top Side Rails (weld on)	\$0.00
P06	2-3/8" Pipe Top Side Rails (removable)	\$0.00
P04	Sq. Tube Side Rails (weld on)	\$0.00
P07	Sq. Tube Side Rails (removable)	\$0.00
Q02	Exp. Metal Sides 16"	\$7.14 ft.
Q03	Exp. Metal Sides 24"	\$12.86 ft.
Q04	Exp. Metal Sides 36"	\$17.14 ft.
Q05	Exp. Metal Sides 48"	\$20.00 ft.
R02	Solid Metal Sides 16"	\$10.00 ft.
R03	Solid Metal Sides 24"	\$12.86 ft.
R04	Solid Metal Sides 36"	\$22.86 ft.
R05	Solid Metal Sides 48"	\$27.14 ft.
W01	Winch Plate	\$71.43
W10	15,000 lb. Winch Package	\$3,314.29
EL1	Wet Bolt Kit Equalizer Lubrication	\$35.71
DO1	Deck Over Neck 102" X 96"	\$700.00
RB1	Running Boards	\$171.43
RR1	Rub Rail	\$7.14 ft.
RH1	Bumper Attached Receiver Hitch	\$142.86
RS1	2 - 5K Rear Support Swivel Jacks (Standard 24'+)	\$128.57
RS2	2 - Rear Support Stands (Tube)	\$121.43
SP1	4 - Additional Stake Pockets	\$24.29
ZP2	Powdura OneCure Primer	\$285.71
CG3	Gray	\$71.43
CW4	White	\$71.43
CR5	Red	\$71.43
CB6	Blue	\$71.43
CG7	Green	\$71.43
CY8	Yellow	\$71.43
CO9	Orange	\$71.43
CA1	OD Army Green	\$71.43
CT2	Coyote Tan	\$71.43
CP0	Pink	\$71.43
CNG	Neon Green	\$71.43



GOOSENECK CARHAULER

w/6" Channel Frame 9,990 Lb



STANDARD SPECIFICATIONS	
GVWR:	9,990 lb
GAWR:	5,200 Lb (ea axle)
Couplers	2 5/16" Adjustable Coupler Round (20,000 lb)
Neck	10" I-Beam (12 lbs/ft)
Safety Chains	18,800 Lb 5/16 x 36 G#70
Jack	1-10K Drop Leg Spring Return 2-5,200 Lb Cambered Dexter Spring 1
Axles	Elec. Brake Forward Adjusting
Wheels	15" 6-Hole
Tires	225/75 R15 LRD (w/spare)
Suspension	Multi-Leaf Spring
Frame	6" Channel (8.2 lbs/ft)
Crossmembers	3" Channel 24" OC (3.5 lbs/ft)
Tool Box	Full Width Front Tool Box
Flooring	Treated Wood
Fenders	Removable Smooth Plate
Ramps	5' Slide-In Ramps
Lights	LED D.O.T. Stop, Tail, Turn and Clearance 16 Ga. 5-Way Double Insulated Harness
Wire Harness	w/7-way plug
Rub Rail	Rub Rail Sherwin-Williams Powdura Polyester TGIC
Finishing Coat	Gloss Powder Coating Mechanical and/or Chemical Pretreatment
Finish (prep)	for Maximum Paint Adhesion
Color	Black

STANDARD PRICING

MODEL#	DESCRIPTION	WEIGHT in lbs	MSRP:
GC8316052	83" X 16' Gooseneck Carhauler	3103	\$4,164.29
GC8318052	83" X 18' Gooseneck Carhauler	3273	\$4,257.14
GC8320052	83" X 20' Gooseneck Carhauler	3445	\$4,378.57
GC8322052	83" X 22' Gooseneck Carhauler	3662	\$4,507.14
GC8324052	83" X 24' Gooseneck Carhauler	4138	\$5,007.14
GC8326052	83" X 26' Gooseneck Carhauler	4328	\$5,128.57
GC0216052	102" X 16' Gooseneck Carhauler	3404	\$4,507.14
GC0218052	102" X 18' Gooseneck Carhauler	3574	\$4,600.00
GC0220052	102" X 20' Gooseneck Carhauler	3746	\$4,721.43
GC0222052	102" X 22' Gooseneck Carhauler	3963	\$4,850.00
GC0224052	102" X 24' Gooseneck Carhauler	4439	\$5,350.00
GC0226052	102" X 26' Gooseneck Carhauler	4629	\$5,471.43

GOOSENECK CARHAULER

AVAILABLE OPTIONS



CODE	DESCRIPTION	MSRP:
ESB	2 - 5200 Lb Axles (2 Elec Brakes) Forward Adjusting	\$171.43
HS1	2 - 5200 Lb Axles (1 Hyd Brake)	\$1,228.57
HS2	2 - 5200 Lb Axles (2 Hyd Brakes)	\$1,471.43
A05	ST235/80 R16 LRE 10 Ply.	\$57.14
A12	ST225/75 R15 LRD 8 Ply. w/Chrome Wheels	\$107.14
A13	ST235/80 R16 LRE 10 Ply. w/Chrome Wheels	\$164.29
A18	ST225/75 R15 LRD 8 Ply. w/Aluminum Wheels	\$185.71
A19	ST235/80 R16 LRE 10 Ply. w/Aluminum Wheels	\$278.57
C15	Gooseneck Coupler 2-5/16" Adjustable Sq.	\$64.29
C50	King Pin Fifth-Wheel Adapter Adjustable Rd.	\$157.14
C51	King Pin Fifth-Wheel Adapter Adjustable Sq.	\$157.14
D01	2' Dove Tail	\$71.43
D02	2' Diamond Plate On Dove Tail	\$164.29
D03	3' Dove Tail	\$78.57
D04	4' Dove Tail	\$85.71
E03	Steel Floor DP	\$27.14 ft.
E05	Rough Oak Floor	\$22.86 ft.
E07	Douglas Fir Wood Floor	\$11.43 ft.
E09	Blackwood Lumber	\$50.00 ft.
F05	Diamond Plate Fenders (weld-on)	\$0.00
F08	Diamond Plate Alum. Tear Drop Fenders (removable)	\$85.71
F09	Heavy Duty 10" Fenders (weld-on)	\$171.43
G16	4' HD Fold Gate w/Ramp & Springs	\$185.71
G17	4' HD Fold Gate Split w/Ramp & Springs	\$200.00
G08	5' HD Fold Gate w/Ramp & Springs	\$214.29
G09	5' HD Fold Gate Split w/Ramp & Springs	\$257.14
G10	6' HD Fold Gate w/Ramp & Springs	\$285.71
G11	6' HD Fold Gate Split w/Ramp & Springs	\$328.57
H03	Fold Up Ramps 5' x 16"	\$142.86
H04	3rd. Fold Up Ramp 5' x 16"	\$392.86
H09	Slide-In Ramps 6' x 13"	\$71.43
H14	Rear Slide-IN Ramps 5' x 13" (Standard 18'+)	\$92.86
K30	Double Hinges for 2 Ramps	\$64.29
K31	Double Hinges for 3 Ramps	\$100.00
I01	16" Cross-Members	\$9.29 ft.
I02	12" Cross-Members	\$15.00 ft.
J05	Jack Spring Loaded Drop Leg 2-10K	\$221.43
J06	Jack Spring Loaded Drop Leg 2-Speed 2-25K	\$564.29
L04	Bolt On Headache Light Bar	\$350.00
L10	LED Single Row Light Bar	\$257.14
L11	LED Dual Row Light Bar	\$357.14
L07	Lighting LED (w/Cold Weather Harness)	\$35.71
L05	Lighting LED (Back Up)	\$135.71
M01	D-Rings 3" Weld On (each)	\$21.43
M50	D-Rings 4" Weld On (each)	\$28.57
M00	D-Rings 4" Recessed 360 Rotational Bolt On	\$28.57
M19	3" Removable D-Rings (each)	\$41.43
M29	4" Removable D-Rings (each)	\$48.57
MF1	Mud Flaps	\$71.43
N01	Raised Neck & Coupler 6"	\$150.00
N02	Raised Neck & Coupler 12"	\$221.43

W01	Winch Plate	\$71.43
W10	15,000 lb. Winch Package	\$3,314.29
DO1	Deck Over Neck 102" X 96"	\$700.00
RB1	Running Boards	\$171.43
RR1	Rub Rail	\$7.14 ft.
RS1	2 - 5K Rear Support Swivel Jacks (Standard 24'+)	\$128.57
RS2	2 - Rear Support Stands (Tube)	\$121.43
SP1	4 - Additional Stake Pockets	\$24.29
ZP2	Powdura OneCure Primer	\$285.71
CG3	Gray	\$71.43
CW4	White	\$71.43
CR5	Red	\$71.43
CB6	Blue	\$71.43
CG7	Green	\$71.43
CY8	Yellow	\$71.43
CO9	Orange	\$71.43
CA1	OD Army Green	\$71.43
CT2	Coyote Tan	\$71.43
CP0	Pink	\$71.43
CNG	Neon Green	\$71.43



GOOSENECK CARHAULER

w/6" Channel Frame 14,000 Lb




Photo may be shown with additional options

STANDARD SPECIFICATIONS

GVWR:	14,000 lb
GAWR:	7,000 Lb (ea axle)
Couplers	2 5/16" Adjustable Coupler Round (20,000 lb)
Neck	10" I-Beam (12 lbs/ft)
Safety Chains	18,800 Lb 5/16 x 36 G#70
Jack	1-10K Drop Leg Spring Return
Axles	2-7,000 Lb Cambered Dexter Spring 1 Elec. Brake Forward Adjusting
Wheels	16" 8-Hole
Tires	235/80 R16 LRE (w/ spare)
Suspension	Multi-Leaf Spring
Frame	6" Channel (8.2 lbs/ft)
Crossmembers	3" Channel 16" OC (3.5 lbs/ft)
Tool Box	Full Width Front Tool Box
Flooring	Treated Wood
Fenders	Removable Diamond Plate
Ramps	5' Slide-In Ramps
Lights	LED D.O.T. Stop, Tail, Turn and Clearance
Wire Harness	16 Ga. 5-Way Double Insulated Harness w/7-way plug
Finishing Coat	Sherwin-Williams Powdura Polyester TGIC Gloss Powder Coating
Finish (prep)	Mechanical and/or Chemical Pretreatment for Maximum Paint Adhesion
Color	Black

STANDARD PRICING

MODEL#	DESCRIPTION	WEIGHT in lbs	MSRP:
GC8316072	83" X 16' Gooseneck Carhauler	3308	\$4,857.14
GC8318072	83" X 18' Gooseneck Carhauler	3478	\$4,950.00
GC8320072	83" X 20' Gooseneck Carhauler	3650	\$5,071.43
GC8322072	83" X 22' Gooseneck Carhauler	3867	\$5,200.00
GC8324072	83" X 24' Gooseneck Carhauler	4344	\$5,700.00
GC8326072	83" X 26' Gooseneck Carhauler	4540	\$5,821.43
GC8328072	83" X 28' Gooseneck Carhauler	4723	\$5,942.86
GC8330072	83" X 30' Gooseneck Carhauler	4916	\$6,064.29
GC8332072	83" X 32' Gooseneck Carhauler	5113	\$6,185.71
GC8334072	83" X 34' Gooseneck Carhauler	5308	\$6,307.14
GC8336072	83" X 36' Gooseneck Carhauler	5503	\$6,500.00
GC8338072	83" X 38' Gooseneck Carhauler	5698	\$6,621.43
GC8340072	83" X 40' Gooseneck Carhauler	5893	\$6,742.86
GC0216072	102" X 16' Gooseneck Carhauler	3609	\$5,214.29
GC0218072	102" X 18' Gooseneck Carhauler	3779	\$5,307.14
GC0220072	102" X 20' Gooseneck Carhauler	3951	\$5,428.57
GC0222072	102" X 22' Gooseneck Carhauler	4168	\$5,557.14
GC0224072	102" X 24' Gooseneck Carhauler	4645	\$6,042.86
GC0226072	102" X 26' Gooseneck Carhauler	4841	\$6,164.29
GC0228072	102" X 28' Gooseneck Carhauler	5024	\$6,285.71
GC0230072	102" X 30' Gooseneck Carhauler	5219	\$6,407.14
GC0232072	102" X 32' Gooseneck Carhauler	5414	\$6,528.57
GC0234072	102" X 34' Gooseneck Carhauler	5609	\$6,650.00
GC0236072	102" X 36' Gooseneck Carhauler	5804	\$6,842.86
GC0238072	102" X 38' Gooseneck Carhauler	5999	\$6,964.29
GC0240072	102" X 40' Gooseneck Carhauler	6194	\$7,085.71

GOOSENECK CARHAULER

AVAILABLE OPTIONS



CODE	DESCRIPTION	MSRP:
ESB	2 - 7,000 Lb Axles (2 Elec Brakes) Forward Adjusting	\$171.43
HS1	2 - 7,000 Lb Axles (1 Hyd Drum Brake)	\$1,228.57
HS2	2 - 7,000 Lb Axles (2 Hyd Drum Brakes)	\$1,514.29
HS2	2 - 7,000 Lb Axles (2 Hyd Disc Brakes)	\$1,928.57
ESC	3 - 7,000 Lb Axles (3 Elec Brakes) Forward Adjusting	\$1,135.71
HS3	3 - 7,000 Lb Axles (3 Hyd Drum Brakes)	\$2,257.14
HS3	3 - 7,000 Lb Axles (3 Hyd Disc Brakes)	\$2,771.43
A06	ST235/85 R16 LRG 14 Ply.	\$107.14
A20	ST235/80 R16 LRE 10 Ply. w/Chrome Wheels	\$135.71
A14	ST235/85 R16 LRG 14 Ply. w/Chrome Wheels	\$242.86
A15	215-75R-175H-1 Single 17.5" X 6.75", 8 X 6.5 (8k)	\$221.43
A16	ST235/80 R16 LRE 10 Ply. w/Aluminum Wheels	\$185.71
A17	ST235/85 R16 LRG 14 Ply. w/Aluminum Wheels	\$285.71
C15	Gooseneck Coupler 2-5/16" Adjustable Sq.	\$64.29
C50	King Pin Fifth-Wheel Adapter Adjustable Rd.	\$157.14
C51	King Pin Fifth-Wheel Adapter Adjustable Sq.	\$157.14
D01	2' Dove Tail	\$71.43
D02	2' Diamond Plate On Dove Tail	\$164.29
D03	3' Dove Tail	\$78.57
D04	4' Dove Tail	\$85.71
E03	Steel Floor DP	\$27.14 ft.
E05	Rough Oak Floor	\$22.86 ft.
E07	Douglas Fir Wood Floor	\$11.43 ft.
E09	Blackwood Lumber	\$50.00 ft.
F05	Diamond Plate Fenders (weld-on)	\$0.00
F08	Diamond Plate Alum. Tear Drop Fenders (removable)	\$85.71
F09	Heavy Duty 10" Fenders (weld-on)	\$171.43
G16	4' HD Fold Gate w/Ramp & Springs	\$185.71
G17	4' HD Fold Gate Split w/Ramp & Springs	\$200.00
G08	5' HD Fold Gate w/Ramp & Springs	\$214.29
G09	5' HD Fold Gate Split w/Ramp & Springs	\$257.14
G10	6' HD Fold Gate w/Ramp & Springs	\$285.71
G11	6' HD Fold Gate Split w/Ramp & Springs	\$328.57
H03	Fold Up Ramps 5' x 16"	\$142.86
H04	3rd. Fold Up Ramp 5' x 16"	\$392.86
H07	Slide-IN Ramps 16" x 96" (102" wide)	\$192.86
H08	Multi Purpose Equipment Dove	\$492.86
H14	Rear Slide-IN Ramps 5' x 13" (Standard 18'+)	\$92.86
K30	Double Hinges for 2 Ramps	\$64.29
K31	Double Hinges for 3 Ramps	\$100.00
I02	12" Cross-Members	\$15.00 ft.
J05	Jack Spring Loaded Drop Leg 2-10K	\$221.43
J06	Jack Spring Loaded Drop Leg 2-Speed 2-25K	\$564.29
L04	Bolt On Headache Light Bar	\$350.00
L10	LED Single Row Light Bar	\$257.14
L11	LED Dual Row Light Bar	\$357.14
L07	Lighting LED (w/Cold Weather Harness)	\$35.71
L05	Lighting LED (Back Up)	\$135.71
M01	D-Rings 3" Weld On (each)	\$21.43
M50	D-Rings 4" Weld On (each)	\$28.57
M00	D-Rings 4" Recessed 360 Rotational Bolt On	\$28.57


M19	3" Removable D-Rings (each)	\$41.43
M29	4" Removable D-Rings (each)	\$48.57
MF1	Mud Flaps	\$71.43
N01	Raised Neck & Coupler 6"	\$150.00
N02	Raised Neck & Coupler 12"	\$221.43
W01	Winch Plate	\$71.43
W10	15,000 lb. Winch Package	\$3,314.29
EL1	Wet Bolt Kit Equalizer Lubrication	\$35.71
DO1	Deck Over Neck 102" X 96"	\$700.00
RB1	Running Boards	\$171.43
RR1	Rub Rail	\$7.14 ft.
RH1	Bumper Attached Receiver Hitch	\$142.86
RS1	2 - 5K Rear Support Swivel Jacks (Standard 24'+)	\$128.57
RS2	2 - Rear Support Stands (Tube)	\$121.43
SP1	4 - Additional Stake Pockets	\$24.29
ZP2	Powdura OneCure Primer	\$285.71
CG3	Gray	\$71.43
CW4	White	\$71.43
CR5	Red	\$71.43
CB6	Blue	\$71.43
CG7	Green	\$71.43
CY8	Yellow	\$71.43
CO9	Orange	\$71.43
CA1	OD Army Green	\$71.43
CT2	Coyote Tan	\$71.43
CP0	Pink	\$71.43
CNG	Neon Green	\$71.43





GOOSENECK CARHAULER

w/6" Channel Frame & Drop Axles 9,990 Lb



STANDARD SPECIFICATIONS

GVWR:	9,990 lb
GAWR:	5,200 Lb (ea axle)
Couplers	2 5/16" Adjustable Coupler Round (20,000 lb)
Neck	10" I-Beam (12 lbs/ft)
Safety Chains	18,800 Lb 5/16 x 36 G#70
Jack	1-10K Drop Leg Spring Return
Axles	2-5,200 Lb Drop Cambered Dexter Spring 1 Elec Brake Forward Adjusting
Wheels	15" 6-Hole
Tires	225/75 R15 LRD (w/spare)
Suspension	Multi-Leaf Spring
Frame	6" Channel (8.2 lbs/ft)
Crossmembers	3" Channel 24" OC (3.5 lbs/ft)
Tool Box	Full Width Front Tool Box
Flooring	Treated Wood
Fenders	Removable Smooth Plate
Ramps	5' Slide-In Ramps
Lights	LED D.O.T. Stop, Tail, Turn and Clearance
Wire Harness	16 Ga. 5-Way Double Insulated Harness w/7-way plug
Finishing Coat	Sherwin-Williams Powdura Polyester TGIC Gloss Powder Coating
Finish (prep)	Mechanical and/or Chemical Pretreatment for Maximum Paint Adhesion
Color	Black

STANDARD PRICING

MODEL#	DESCRIPTION	WEIGHT in lbs	MSRP:
GB8016052	80" X 16' Gooseneck Carhauler	3143	\$4,271.43
GB8018052	80" X 18' Gooseneck Carhauler	3313	\$4,364.29
GB8020052	80" X 20' Gooseneck Carhauler	3485	\$4,485.71
GB8022052	80" X 22' Gooseneck Carhauler	3702	\$4,614.29
GB8024052	80" X 24' Gooseneck Carhauler	4178	\$5,114.29
GB8026052	80" X 26' Gooseneck Carhauler	4368	\$5,235.71
GB0216052	102" X 16' Gooseneck Carhauler	3444	\$4,614.29
GB0218052	102" X 18' Gooseneck Carhauler	3614	\$4,707.14
GB0220052	102" X 20' Gooseneck Carhauler	3786	\$4,828.57
GB0222052	102" X 22' Gooseneck Carhauler	4003	\$4,957.14
GB0224052	102" X 24' Gooseneck Carhauler	4479	\$5,457.14
GB0226052	102" X 26' Gooseneck Carhauler	4669	\$5,578.57

GOOSENECK CARHAULER

AVAILABLE OPTIONS



CODE	DESCRIPTION	MSRP:
EDB	2 - 5200 Lb Drop Axles (2 Elec Brakes) Forward Adjusting	\$171.43
HD1	2 - 5200 Lb Drop Axles (1 Hyd Brake)	\$1,214.29
HD2	2 - 5200 Lb Drop Axles (2 Hyd Brakes)	\$1,521.43
ETA	2 - 5200 Lb Tors Axles (LEVEL)(1 Elec Brake) Forward Adjusting	\$300.00
ETB	2 - 5200 Lb Tors Axles (LEVEL)(2 Elec Brakes) Forward Adjusting	\$500.00
HT1	2 - 5200 Lb Tors Axles (LEVEL)(1 Hyd Brake)	\$1,535.71
HT2	2 - 5200 Lb Tors Axles (LEVEL)(2 Hyd Brakes)	\$1,857.14
A05	ST235/80 R16 LRE 10 Ply.	\$57.14
A12	ST225/75 R15 LRD 8 Ply. w/Chrome Wheels	\$107.14
A13	ST235/80 R16 LRE 10 Ply. w/Chrome Wheels	\$164.29
A18	ST225/75 R15 LRD 8 Ply. w/Aluminum Wheels	\$185.71
A19	ST235/80 R16 LRE 10 Ply. w/Aluminum Wheels	\$278.57
C15	Gooseneck Coupler 2-5/16" Adjustable Sq.	\$64.29
C50	King Pin Fifth-Wheel Adapter Adjustable Rd.	\$157.14
C51	King Pin Fifth-Wheel Adapter Adjustable Sq.	\$157.14
D01	2' Dove Tail	\$71.43
D02	2' Diamond Plate On Dove Tail	\$164.29
D03	3' Dove Tail	\$78.57
D04	4' Dove Tail	\$85.71
E03	Steel Floor DP	\$27.14 ft.
E05	Rough Oak Floor	\$22.86 ft.
E07	Douglas Fir Wood Floor	\$11.43 ft.
E09	Blackwood Lumber	\$50.00 ft.
F05	Diamond Plate Fenders (weld-on)	\$0.00
F09	Heavy Duty 10" Fenders (weld-on)	\$171.43
G16	4' HD Fold Gate w/Ramp & Springs	\$185.71
G17	4' HD Fold Gate Split w/Ramp & Springs	\$200.00
G08	5' HD Fold Gate w/Ramp & Springs	\$214.29
G09	5' HD Fold Gate Split w/Ramp & Springs	\$257.14
G10	6' HD Fold Gate w/Ramp & Springs	\$285.71
G11	6' HD Fold Gate Split w/Ramp & Springs	\$328.57
H03	Fold Up Ramps 5' x 16"	\$142.86
H04	3rd. Fold Up Ramp 5' x 16"	\$392.86
H09	Slide-In Ramps 6' x 13"	\$71.43
H14	Rear Slide-IN Ramps 5' x 13" (Standard 18'+)	\$92.86
K30	Double Hinges for 2 Ramps	\$64.29
K31	Double Hinges for 3 Ramps	\$100.00
I01	16" Cross-Members	\$9.29 ft.
I02	12" Cross-Members	\$15.00 ft.
J05	Jack Spring Loaded Drop Leg 2-10K	\$221.43
J06	Jack Spring Loaded Drop Leg 2-Speed 2-25K	\$564.29
L04	Bolt On Headache Light Bar	\$350.00
L10	LED Single Row Light Bar	\$257.14
L11	LED Dual Row Light Bar	\$357.14
L07	Lighting LED (w/Cold Weather Harness)	\$35.71
L05	Lighting LED (Back Up)	\$135.71
M01	D-Rings 3" Weld On (each)	\$21.43
M50	D-Rings 4" Weld On (each)	\$28.57
M00	D-Rings 4" Recessed 360 Rotational Bolt On	\$28.57
M19	3" Removable D-Rings (each)	\$41.43
M29	4" Removable D-Rings (each)	\$48.57

MF1	Mud Flaps	\$71.43
N01	Raised Neck & Coupler 6"	\$150.00
N02	Raised Neck & Coupler 12"	\$221.43
P04	Sq. Tube Side Rails (weld on)	\$11.43 ft.
P07	Sq. Tube Side Rails (removable)	\$21.43 ft.
Q02	Exp. Metal Sides 16"	\$7.14 ft.
Q03	Exp. Metal Sides 24"	\$12.86 ft.
Q04	Exp. Metal Sides 36"	\$17.14 ft.
Q05	Exp. Metal Sides 48"	\$20.00 ft.
R02	Solid Metal Sides 16"	\$10.00 ft.
R03	Solid Metal Sides 24"	\$12.86 ft.
R04	Solid Metal Sides 36"	\$22.86 ft.
R05	Solid Metal Sides 48"	\$27.14 ft.
W01	Winch Plate	\$71.43
W10	15,000 lb. Winch Package	\$3,314.29
DO1	Deck Over Neck 102" X 96"	\$700.00
RB1	Running Boards	\$171.43
RR1	Rub Rail	\$7.14 ft.
RS1	2 - 5K Rear Support Swivel Jacks (Standard 24'+)	\$128.57
RS2	2 - Rear Support Stands (Tube)	\$121.43
SP1	4 - Additional Stake Pockets	\$24.29
ZP2	Powdura OneCure Primer	\$285.71
CG3	Gray	\$71.43
CW4	White	\$71.43
CR5	Red	\$71.43
CB6	Blue	\$71.43
CG7	Green	\$71.43
CY8	Yellow	\$71.43
CO9	Orange	\$71.43
CA1	OD Army Green	\$71.43
CT2	Coyote Tan	\$71.43
CP0	Pink	\$71.43
CNG	Neon Green	\$71.43



GOOSENECK CARHAULER

w/6" Channel Frame & Drop Axles 14,000 Lb




Photo may be shown with additional options

STANDARD SPECIFICATIONS

GVWR:	14,000 lb
GAWR:	7,000 Lb (ea axle)
Couplers	2 5/16" Adjustable Coupler Round (20,000 lb)
Neck	10" I-Beam (12 lbs/ft)
Safety Chains	18,800 Lb 5/16 x 36 G#70
Jack	1-10K Drop Leg Spring Return
Axles	2-7,000 Lb Drop Cambered Dexter Spring 1 Elec Brake Forward Adjusting
Wheels	16" 8-Hole
Tires	235/80 R16 LRE (w/ spare)
Suspension	Multi-Leaf Spring
Frame	6" Channel (8.2 lbs/ft)
Crossmembers	3" Channel 16" OC (3.5 lbs/ft)
Tool Box	Full Width Front Tool Box
Flooring	Treated Wood
Fenders	Removable Diamond Plate
Ramps	5' Slide-In Ramps
Lights	LED D.O.T. Stop, Tail, Turn and Clearance 16 Ga. 5-Way Double Insulated Harness w/7-way plug
Wire Harness	Sherwin-Williams Powdura Polyester TGIC Gloss Powder Coating
Finishing Coat	Mechanical and/or Chemical Pretreatment for Maximum Paint Adhesion
Finish (prep)	
Color	Black

STANDARD PRICING

MODEL#	DESCRIPTION	WEIGHT in lbs	MSRP:
GB8016072	80" X 16' Gooseneck Carhauler	3348	\$4,964.29
GB8018072	80" X 18' Gooseneck Carhauler	3518	\$5,057.14
GB8020072	80" X 20' Gooseneck Carhauler	3690	\$5,178.57
GB8022072	80" X 22' Gooseneck Carhauler	3907	\$5,307.14
GB8024072	80" X 24' Gooseneck Carhauler	4384	\$5,807.14
GB8026072	80" X 26' Gooseneck Carhauler	4580	\$5,928.57
GB8028072	80" X 28' Gooseneck Carhauler	4763	\$6,050.00
GB8030072	80" X 30' Gooseneck Carhauler	4958	\$6,171.43
GB8032072	80" X 32' Gooseneck Carhauler	5153	\$6,292.86
GB8034072	80" X 34' Gooseneck Carhauler	5348	\$6,414.29
GB8036072	80" X 36' Gooseneck Carhauler	5543	\$6,607.14
GB8038072	80" X 38' Gooseneck Carhauler	5738	\$6,728.57
GB8040072	80" X 40' Gooseneck Carhauler	5933	\$6,850.00
GB0216072	102" X 16' Gooseneck Carhauler	3649	\$5,321.43
GB0218072	102" X 18' Gooseneck Carhauler	3819	\$5,414.29
GB0220072	102" X 20' Gooseneck Carhauler	3991	\$5,535.71
GB0222072	102" X 22' Gooseneck Carhauler	4208	\$5,664.29
GB0224072	102" X 24' Gooseneck Carhauler	4685	\$6,150.00
GB0226072	102" X 26' Gooseneck Carhauler	4881	\$6,271.43
GB0228072	102" X 28' Gooseneck Carhauler	5064	\$6,392.86
GB0230072	102" X 30' Gooseneck Carhauler	5259	\$6,514.29
GB0232072	102" X 32' Gooseneck Carhauler	5454	\$6,635.71
GB0234072	102" X 34' Gooseneck Carhauler	5649	\$6,757.14
GB0236072	102" X 36' Gooseneck Carhauler	5844	\$6,950.00
GB0238072	102" X 38' Gooseneck Carhauler	6039	\$7,071.43
GB0240072	102" X 40' Gooseneck Carhauler	6234	\$7,192.86

GOOSENECK CARHAULER

AVAILABLE OPTIONS



CODE	DESCRIPTION	MSRP:
EDB	2 - 7,000 Lb Drop Axles (2 Elec Brakes) Forward Adjusting	\$271.43
HD1	2 - 7,000 Lb Drop Axles (1 Hyd Drum Brake)	\$1,328.57
HD2	2 - 7,000 Lb Drop Axles (2 Hyd Drum Brakes)	\$1,607.14
ETA	2 - 7,000 Lb Tors Axles (LEVEL)(1 Elec Brake) Forward Adjusting	\$492.86
ETB	2 - 7,000 Lb Tors Axles (LEVEL)(2 Elec Brakes) Forward Adjusting	\$678.57
HT1	2 - 7,000 Lb Tors Axles (LEVEL)(1 Hyd Drum Brake)	\$1,721.43
HT2	2 - 7,000 Lb Tors Axles (LEVEL)(2 Hyd Drum Brakes)	\$2,035.71
ESB	2 - 8,000 Lb Axles (2 Elec Brakes) Forward Adjusting	\$2,850.00
ETB	2 - 8,000 Lb Tors Axles (DOWN)(2 Elec Brakes) Forward Adjusting	\$3,235.71
EDC	3 - 7,000 Lb Drop Axles (3 Elec Brakes) Forward Adjusting	\$1,328.57
HD3	3 - 7,000 Lb Drop Axles (3 Hyd Drum Brakes)	\$2,350.00
ETC	3 - 7,000 Lb Tors Axles (DOWN)(3 Elec Brakes) Forward Adjusting	\$1,678.57
HT3	3 - 7,000 Lb Tors Axles (LEVEL)(3 Hyd Drum Brakes)	\$2,857.14
ESC	3 - 8,000 Lb Axles (3 Elec Brakes) Forward Adjusting	\$4,071.43
ETC	3 - 8,000 Lb Tors Axles (DOWN)(3 Elec Brakes) Forward Adjusting	\$4,742.86
A06	ST235/85 R16 LRG 14 Ply.	\$107.14
A20	ST235/80 R16 LRE 10 Ply. w/Chrome Wheels	\$135.71
A14	ST235/85 R16 LRG 14 Ply. w/Chrome Wheels	\$242.86
A15	215-75R-175H-1 Single 17.5" X 6.75", 8 X 6.5 (8k)	\$221.43
A16	ST235/80 R16 LRE 10 Ply. w/Aluminum Wheels	\$185.71
A17	ST235/85 R16 LRG 14 Ply. w/Aluminum Wheels	\$285.71
C15	Gooseneck Coupler 2-5/16" Adjustable Sq.	\$64.29
C50	King Pin Fifth-Wheel Adapter Adjustable Rd.	\$157.14
C51	King Pin Fifth-Wheel Adapter Adjustable Sq.	\$157.14
D01	2' Dove Tail	\$71.43
D02	2' Diamond Plate On Dove Tail	\$164.29
D03	3' Dove Tail	\$78.57
D04	4' Dove Tail	\$85.71
E03	Steel Floor DP	\$27.14 ft.
E05	Rough Oak Floor	\$22.86 ft.
E07	Douglas Fir Wood Floor	\$11.43 ft.
E09	Blackwood Lumber	\$50.00 ft.
F05	Diamond Plate Fenders (weld-on)	\$0.00
F09	Heavy Duty 10" Fenders (weld-on)	\$171.43
G16	4' HD Fold Gate w/Ramp & Springs	\$185.71
G17	4' HD Fold Gate Split w/Ramp & Springs	\$200.00
G08	5' HD Fold Gate w/Ramp & Springs	\$214.29
G09	5' HD Fold Gate Split w/Ramp & Springs	\$257.14
G10	6' HD Fold Gate w/Ramp & Springs	\$285.71
G11	6' HD Fold Gate Split w/Ramp & Springs	\$328.57
H03	Fold Up Ramps 5' x 16"	\$142.86
H04	3rd. Fold Up Ramp 5' x 16"	\$392.86
H07	Slide-IN Ramps 16" x 96" (102" wide)	\$192.86
H14	Rear Slide-IN Ramps 5' x 13" (Standard 18'+)	\$92.86
K30	Double Hinges for 2 Ramps	\$64.29
K31	Double Hinges for 3 Ramps	\$100.00
I02	12" Cross-Members	\$15.00 ft.
J05	Jack Spring Loaded Drop Leg 2-10K	\$221.43

J06	Jack Spring Loaded Drop Leg 2-Speed 2-25K	\$564.29
L04	Bolt On Headache Light Bar	\$350.00
L10	LED Single Row Light Bar	\$257.14
L11	LED Dual Row Light Bar	\$357.14
L07	Lighting LED (w/Cold Weather Harness)	\$35.71
L05	Lighting LED (Back Up)	\$135.71
M01	D-Rings 3" Weld On (each)	\$21.43
M50	D-Rings 4" Weld On (each)	\$28.57
M00	D-Rings 4" Recessed 360 Rotational Bolt On	\$28.57
M19	3" Removable D-Rings (each)	\$41.43
M29	4" Removable D-Rings (each)	\$48.57
MF1	Mud Flaps	\$71.43
N01	Raised Neck & Coupler 6"	\$150.00
N02	Raised Neck & Coupler 12"	\$221.43
P04	Sq. Tube Side Rails (weld on)	\$11.43 ft.
P07	Sq. Tube Side Rails (removable)	\$21.43 ft.
Q02	Exp. Metal Sides 16"	\$7.14 ft.
Q03	Exp. Metal Sides 24"	\$12.86 ft.
Q04	Exp. Metal Sides 36"	\$17.14 ft.
Q05	Exp. Metal Sides 48"	\$20.00 ft.
R02	Solid Metal Sides 16"	\$10.00 ft.
R03	Solid Metal Sides 24"	\$12.86 ft.
R04	Solid Metal Sides 36"	\$22.86 ft.
R05	Solid Metal Sides 48"	\$27.14 ft.
W01	Winch Plate	\$71.43
W10	15,000 lb. Winch Package	\$3,314.29
EL1	Wet Bolt Kit Equalizer Lubrication	\$35.71
DO1	Deck Over Neck 102" X 96"	\$700.00
RB1	Running Boards	\$171.43
RR1	Rub Rail	\$7.14 ft.
RH1	Bumper Attached Receiver Hitch	\$142.86
RS1	2 - 5K Rear Support Swivel Jacks (Standard 24'+)	\$128.57
RS2	2 - Rear Support Stands (Tube)	\$121.43
SP1	4 - Additional Stake Pockets	\$24.29
ZP2	Powdura OneCure Primer	\$285.71
CG3	Gray	\$71.43
CW4	White	\$71.43
CR5	Red	\$71.43
CB6	Blue	\$71.43
CG7	Green	\$71.43
CY8	Yellow	\$71.43
CO9	Orange	\$71.43
CA1	OD Army Green	\$71.43
CT2	Coyote Tan	\$71.43
CP0	Pink	\$71.43
CNG	Neon Green	\$71.43





BOBCAT

w/4" X 6" Angle Iron Frame 9,990 Lb



STANDARD SPECIFICATIONS	
GVWR:	9,990 lb
GAWR:	5,200 Lb (ea axle)
Couplers	2-5/16" Adjustable
Safety Chains	12,600 Lb 1/4 x 28 G#70
Jack	1-10K Drop Leg Spring Return
Axles	2-5,200 Lb Drop Cambered Dexter Spring 1 Elec Brake Forward Adjusting
Wheels	16" 6-Hole Silver Mod
Tires	235/80 R16 LRE
Suspension	Multi-Leaf Spring
Tongue Neck	6" Channel (8.2 lbs/ft)
Frame	4" x 6" Angle Iron
Uprights	2" x 2" x 3/16" Angle Iron
Crossmembers	3" Channel 16" OC (3.5 lbs/ft)
Running Boards	1/8" Diamond Plate
Tool Box	Front Tongue Mount
Flooring	1/8" Diamond Plate
Fenders	Weld On Diamond Plate
Ramps	16" x 5' Fold-Up Ramps
Top Rail	2" x 2" x 1/8" Tubing
Lights	LED D.O.T. Stop, Tail, Turn and Clearance
Wire Harness	16 Ga. 5-Way Double Insulated Harness w/7-way plug
D-Rings	3" Standard D-Rings
Finishing Coat	Sherwin-Williams Powdura Polyester TGIC Gloss Powder Coating
Finish (prep)	Mechanical and/or Chemical Pretreatment for Maximum Paint Adhesion
Color	Black

STANDARD PRICING

MODEL#	DESCRIPTION	WEIGHT in lbs	MSRP:
BC8012052	80" X 12' Bob-Cat	2581	\$4,864.29
BC8014052	80" X 14' Bob-Cat	2832	\$5,078.57
BC8016052	80" X 16' Bob-Cat	2945	\$5,300.00
BC8018052	80" X 18' Bob-Cat	3142	\$5,514.29
BC8020052	80" X 20' Bob-Cat	3456	\$5,735.71

BOBCAT AVAILABLE OPTIONS




CODE	DESCRIPTION	MSRP:
EDB	2 - 5200 Lb Drop Axles (2 Elec Brakes) Forward Adjusting	\$178.57
HD1	2 - 5200 Lb Drop Axles (1 Hyd Brake)	\$771.43
HD2	2 - 5200 Lb Drop Axles (2 Hyd Brakes)	\$1,078.57
A23	ST235/85 R16 LRG 14 Ply.	\$107.14
C08	Coupler 2-5/16" Adjustable Hyd.	\$0.00
C11	Pintle Ring 3" Adjustable 6 Hole	\$0.00
F06	Diamond Plate Fenders (removable)	\$64.29
H04	3rd. Fold Up Ramp 5' x 16"	\$135.71
K30	Double Hinges for 2 Ramps	\$64.29
K31	Double Hinges for 3 Ramps	\$100.00
I02	12" Cross-Members	\$15.00 ft.
J05	Jack Spring Loaded Drop Leg 2-10K	\$221.43
L10	LED Single Row Light Bar	\$257.14
L11	LED Dual Row Light Bar	\$357.14
L07	Lighting LED (w/Cold Weather Harness)	\$35.71
L05	Lighting LED (Back Up)	\$135.71
M01	D-Rings 3" Weld On (each)	\$7.14
M50	D-Rings 4" Weld On (each)	\$28.57
M00	D-Rings 4" Recessed 360 Rotational Bolt On	\$28.57
M19	3" Removable D-Rings (each)	\$41.43
M29	4" Removable D-Rings (each)	\$48.57
MF1	Mud Flaps	\$71.43
W01	Winch Plate	\$71.43
W10	15,000 lb. Winch Package	\$3,314.29
RR1	Rub Rail	\$7.14 ft.
STH	Spare Tire ST235/80 R16 LRE 10 Ply. 6 Hole Silver Mod	\$200.00
STX	Spare Tire ST235/85 R16 LRG 14 Ply. 6 Hole Silver Mod	\$257.14
SP1	4 - Additional Stake Pockets	\$24.29
TM1	Spare Tire Mount	\$42.86
TM2	Removable Spare Tire Mount	\$57.14
ZP2	Powdura OneCure Primer	\$285.71
CG3	Gray	\$71.43
CW4	White	\$71.43
CR5	Red	\$71.43
CB6	Blue	\$71.43
CG7	Green	\$71.43
CY8	Yellow	\$71.43
CO9	Orange	\$71.43
CA1	OD Army Green	\$71.43
CT2	Coyote Tan	\$71.43
CP0	Pink	\$71.43
CNG	Neon Green	\$71.43



BOBCAT

w/4" X 6" Angle Iron Frame 14,000 Lb



STANDARD SPECIFICATIONS	
GVWR:	14,000 Lb
GAWR:	7,000 Lb (ea axle)
Couplers	2-5/16" Adjustable
Safety Chains	18,800 Lb 5/16 X 28 G#70
Jack	1-10K Drop Leg Spring Return
Axles	2-7,000 Lb Drop Cambered Dexter Spring 1 Elec Brake Forward Adjusting
Wheels	16" 8-Hole
Tires	235/80 R16 LRE
Suspension	Multi-Leaf Spring
Tongue Neck	6" Channel (8.2 lbs/ft)
Frame	4" x 6" Angle Iron
Uprights	2" x 2" x 3/16" Angle Iron
Crossmembers	3" Channel 16" OC (3.5 lbs/ft)
Running Boards	1/8" Diamond Plate
Tool Box	Front Tongue Mount
Flooring	1/8" Diamond Plate
Fenders	Weld On Diamond Plate
Ramps	16" x 5' Fold-Up Ramps
Top Rail	2" x 2" x 1/8" Tubing
Lights	LED D.O.T. Stop, Tail, Turn and Clearance
Wire Harness	16 Ga. 5-Way Double Insulated Harness w/7-way plug
D-Rings	3" Standard D-Rings
Finishing Coat	Sherwin-Williams Powdura Polyester TGIC Gloss Powder Coating
Finish (prep)	Mechanical and/or Chemical Pretreatment for Maximum Paint Adhesion
Color	Black

STANDARD PRICING

MODEL#	DESCRIPTION	WEIGHT in lbs	MSRP:
BC8012072	80" X 12' Bob-Cat	2695	\$5,028.57
BC8014072	80" X 14' Bob-Cat	2852	\$5,250.00
BC8016072	80" X 16' Bob-Cat	3058	\$5,464.29
BC8018072	80" X 18' Bob-Cat	3256	\$5,685.71
BC8020072	80" X 20' Bob-Cat	3462	\$5,907.14

BOBCAT AVAILABLE OPTIONS



CODE	DESCRIPTION	MSRP:
EDB	2 - 7000 Lb Drop Axles (2 Elec Brakes) Forward Adjusting	\$185.71
HD1	2 - 7000 Lb Drop Axles (1 Hyd Brake)	\$778.57
HD2	2 - 7000 Lb Drop Axles (2 Hyd Brakes)	\$1,085.71
A06	ST235/85 R16 LRG 14 Ply.	\$107.14
A20	ST235/80 R16 LRE 10 Ply. w/Chrome Wheels	\$135.71
A14	ST235/85 R16 LRG 14 Ply. w/Chrome Wheels	\$242.86
A15	215-75R-175H-1 Single 17.5" X 6.75", 8 X 6.5 (8k)	\$221.43
A16	ST235/80 R16 LRE 10 Ply. w/Aluminum Wheels	\$185.71
A17	ST235/85 R16 LRG 14 Ply. w/Aluminum Wheels	\$285.71
C08	Coupler 2-5/16" Adjustable Hyd.	\$0.00
C11	Pintle Ring 3" Adjustable 6 Hole	\$0.00
F06	Diamond Plate Fenders (removable)	\$64.29
H04	3rd. Fold Up Ramp 5' x 16"	\$135.71
K30	Double Hinges for 2 Ramps	\$64.29
K31	Double Hinges for 3 Ramps	\$100.00
I02	12" Cross-Members	\$15.00 ft.
J05	Jack Spring Loaded Drop Leg 2-10K	\$221.43
L10	LED Single Row Light Bar	\$257.14
L11	LED Dual Row Light Bar	\$357.14
L07	Lighting LED (w/Cold Weather Harness)	\$35.71
L05	Lighting LED (Back Up)	\$135.71
M01	D-Rings 3" Weld On (each)	\$7.14
M50	D-Rings 4" Weld On (each)	\$28.57
M00	D-Rings 4" Recessed 360 Rotational Bolt On	\$28.57
M19	3" Removable D-Rings (each)	\$41.43
M29	4" Removable D-Rings (each)	\$48.57
MF1	Mud Flaps	\$71.43
W01	Winch Plate	\$71.43
W10	15,000 lb. Winch Package	\$3,314.29
EL1	Wet Bolt Kit Equalizer Lubrication	\$35.71
RR1	Rub Rail	\$7.14 ft.
STI	Spare Tire ST235/80 R16 LRE 10 Ply. 8 Hole Silver Mod	\$200.00
STK	Spare Tire ST235/85 R16 LRG 14 Ply. 8 Hole Silver Mod	\$257.14
STP	Spare Tire ST235/80 R16 LRE 10 Ply. 8 Hole Aluminum Wheels	\$328.57
STQ	Spare Tire ST235/85 R16 LRG 14 Ply. 8 Hole Aluminum Wheels	\$492.86
STS	Spare Tire ST235/80 R16 LRE 10 Ply. 8 Hole Chrome Wheels	\$328.57
STU	Spare Tire ST235/85 R16 LRG 14 Ply. 8 Hole Chrome Wheels	\$400.00
STT	Spare Tire 215-75R-175H-1 Single 17.5" X 6.75", 8 X 6.5	\$328.57
SP1	4 - Additional Stake Pockets	\$24.29
TM1	Spare Tire Mount	\$42.86
TM2	Removable Spare Tire Mount	\$57.14
ZP2	Powdura OneCure Primer	\$285.71
CG3	Gray	\$71.43
CW4	White	\$71.43
CR5	Red	\$71.43
CB6	Blue	\$71.43
CG7	Green	\$71.43
CY8	Yellow	\$71.43
CO9	Orange	\$71.43
CA1	OD Army Green	\$71.43
CT2	Coyote Tan	\$71.43
CP0	Pink	\$71.43
CNG	Neon Green	\$71.43



MANUAL TILT DECK

w/5" Channel Frame 7,000 Lb

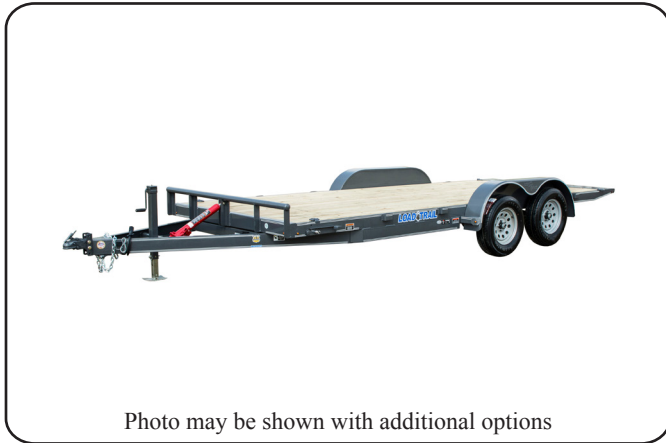


Photo may be shown with additional options

STANDARD SPECIFICATIONS

GVWR:	7,000 lb
GAWR:	3,500 Lb (ea axle)
Couplers	2" Adjustable
Safety Chains	7,600 Lb 5/16 X 29 G#30
Jack	Dropleg 7,000 lb
Axles	2 - 3,500 Lb Cambered Dexter Spring 1 Elec Brake Forward Adjusting
Wheels	15" 5-Hole
Tires	205/75 R15 LRC
Suspension	Multi-Leaf Spring
Tongue Neck	5" Channel (6.7 lbs/ft)
Frame	5" Channel (6.7 lbs/ft)
Uprights	2-1/2" x 2-1/2" x 3/16" Angle Iron
Crossmembers	3" Channel 24" OC (3.5 lbs/ft)
Flooring	Treated Wood
Fenders	Removable Smooth Plate
Top Rail	2" x 2" x 1/8" Tubing
Lights	LED D.O.T. Stop, Tail, Turn and Clearance
Wire Harness	16 Ga. 5-Way Double Insulated Harness w/7-way plug
D-Rings	3" Standard D-Rings
Finishing Coat	Sherwin-Williams Powdura Polyester TGIC Gloss Powder Coating
Finish (prep)	Mechanical and/or Chemical Pretreatment for Maximum Paint Adhesion
Color	Black

STANDARD PRICING

MODEL#	DESCRIPTION	WEIGHT in lbs	MSRP:
TM8318032	83" X 18' Manual Tilt Deck		\$4,442.86
TM8320032	83" X 20' Manual Tilt Deck		\$4,564.29

MANUAL TILT DECK AVAILABLE OPTIONS



CODE	DESCRIPTION	MSRP:
ESB	2 - 3,500 Lb Axles (2 Elec Brakes) Forward Adjusting	\$171.43
A04	ST225/75 R15 LRD 8 Ply.	\$57.14
C07	Coupler 2-5/16" Adjustable 4 Hole	\$64.29
C11	Pintle Ring 3" Adjustable 6 Hole	\$64.29
E03	Steel Floor DP	\$27.14 ft.
E05	Rough Oak Floor	\$22.86 ft.
E09	Blackwood Lumber	\$50.00 ft.
F03	Smooth Plate Tear Drop Fenders (weld-on)	\$0.00
F05	Diamond Plate Fenders (weld-on)	\$64.29
F06	Diamond Plate Fenders (removable)	\$64.29
F08	Diamond Plate Alum. Tear Drop Fenders (removable)	\$85.71
I01	16" Cross-Members	\$9.29 ft.
I02	12" Cross-Members	\$15.00 ft.
J02	Jack Drop Leg 7000 lb.	\$221.43
L10	LED Single Row Light Bar	\$257.14
L11	LED Dual Row Light Bar	\$357.14
L07	Lighting LED (w/Cold Weather Harness)	\$35.71
L05	Lighting LED (Back Up)	\$135.71
M01	D-Rings 3" Weld On (each)	\$7.14
M50	D-Rings 4" Weld On (each)	\$28.57
M00	D-Rings 4" Recessed 360 Rotational Bolt On	\$28.57
M19	3" Removable D-Rings (each)	\$41.43
M29	4" Removable D-Rings (each)	\$48.57
MF1	Mud Flaps	\$71.43
W01	Winch Plate	\$135.71
W10	15,000 lb. Winch Package	\$3,314.29
RB1	Running Boards	\$171.43
RR1	Rub Rail	\$7.14 ft.
STC	Spare Tire ST205/75 R15 LRC 6 Ply. 5-Hole	\$107.14
STE	Spare Tire ST225/75 R15 LRD 8 Ply. 5-Hole	\$114.29
SP1	4 - Additional Stake Pockets	\$24.29
TM1	Spare Tire Mount	\$42.86
TM2	Removable Spare Tire Mount	\$57.14
ZP2	Powdura OneCure Primer	\$285.71
CG3	Gray	\$71.43
CW4	White	\$71.43
CR5	Red	\$71.43
CB6	Blue	\$71.43
CG7	Green	\$71.43
CY8	Yellow	\$71.43
CO9	Orange	\$71.43
CA1	OD Army Green	\$71.43
CT2	Coyote Tan	\$71.43
CP0	Pink	\$71.43
CNG	Neon Green	\$71.43



TILT DECK GRAVITY

w/6" Channel Frame 9,990 Lb



Photo may be shown with additional options

STANDARD SPECIFICATIONS

GVWR:	9,990 lb
GAWR:	5,200 Lb (ea axle)
Couplers	2-5/16" Adjustable
Safety Chains	12,600 Lb 1/4 x 28 G#70
Jack	1-10K Drop Leg Spring Return
Axles	2-5,200 Lb Cambered Dexter Torsion UP 2 Elec Brake Forward Adjusting
Wheels	15" 6-Hole
Tires	225/75 R15 LRD
Suspension	Torsion Axle
Tongue_Neck	6" Channel (8.2 lbs/ft)
Frame	6" Channel (8.2 lbs/ft)
Uprights	2" x 2" x 3/16" Angle Iron
Crossmembers	3" Channel 16" OC (3.5 lbs/ft)
Flooring	Treated Wood
Fenders	Weld On Diamond Plate
Top Rail	2" x 2" x 1/8" Tubing
Lights	LED D.O.T. Stop, Tail, Turn and Clearance
Wire Harness	16 Ga. 5-Way Double Insulated Harness w/7-way plug
Hydraulic Cylinder	3" x 10 w/1.25" Shaft
D-Rings	3" Standard D-Rings
Finishing Coat	Sherwin-Williams Powdura Polyester TGIC Gloss Powder Coating
Finish (prep)	Mechanical and/or Chemical Pretreatment for Maximum Paint Adhesion
Color	Black

STANDARD PRICING

MODEL#	DESCRIPTION	WEIGHT in lbs	MSRP:
TD8116052	81.5" X 16' Tilt Deck Gravity (straight deck)	2973	\$5,364.29
TD8118052	81.5" X 18' Tilt Deck Gravity (2' Stationary deck)	3227	\$5,550.00
TD8120052	81.5" X 20' Tilt Deck Gravity (4' Stationary deck)	3435	\$5,728.57
TD8122052	81.5" X 22' Tilt Deck Gravity (6' Stationary deck)	3624	\$5,914.29
TD8124052	81.5" X 24' Tilt Deck Gravity (8' Stationary deck)	4008	\$6,421.43
TD0216052	102" X 16' Tilt Deck Gravity (straight deck)	3436	\$5,728.57
TD0218052	102" X 18' Tilt Deck Gravity (2' Stationary deck)	3690	\$5,950.00
TD0220052	102" X 20' Tilt Deck Gravity (4' Stationary deck)	3898	\$6,164.29
TD0222052	102" X 22' Tilt Deck Gravity (6' Stationary deck)	4087	\$6,385.71
TD0224052	102" X 24' Tilt Deck Gravity (8' Stationary deck)	4471	\$6,892.86

TILT DECK GRAVITY

AVAILABLE OPTIONS



CODE	DESCRIPTION	MSRP:
HT2	2 - 5200 Lb Tors Axles (UP)(2 Hyd Brakes)	\$914.29
A05	ST235/80 R16 LRE 10 Ply.	\$57.14
A12	ST225/75 R15 LRD 8 Ply. w/Chrome Wheels	\$107.14
A13	ST235/80 R16 LRE 10 Ply. w/Chrome Wheels	\$164.29
A18	ST225/75 R15 LRD 8 Ply. w/Aluminum Wheels	\$185.71
A19	ST235/80 R16 LRE 10 Ply. w/Aluminum Wheels	\$278.57
C08	Coupler 2-5/16" Adjustable Hyd.	\$0.00
C11	Pintle Ring 3" Adjustable 6 Hole	\$0.00
E03	Steel Floor DP	\$27.14 ft.
E05	Rough Oak Floor	\$22.86 ft.
E06	No Floor On Deck	-\$85.71
E07	Douglas Fir Wood Floor	\$11.43 ft.
E09	Blackwood Lumber	\$50.00 ft.
F06	Diamond Plate Fenders (removable)	\$64.29
F09	Heavy Duty 10" Fenders (weld-on)	\$171.43
I02	12" Cross-Members	\$15.00 ft.
J05	Jack Spring Loaded Drop Leg 2-10K	\$221.43
L10	LED Single Row Light Bar	\$257.14
L11	LED Dual Row Light Bar	\$357.14
L07	Lighting LED (w/Cold Weather Harness)	\$35.71
L05	Lighting LED (Back Up)	\$135.71
M01	D-Rings 3" Weld On (each)	\$7.14
M50	D-Rings 4" Weld On (each)	\$28.57
M00	D-Rings 4" Recessed 360 Rotational Bolt On	\$28.57
M19	3" Removable D-Rings (each)	\$41.43
M29	4" Removable D-Rings (each)	\$48.57
MF1	Mud Flaps	\$71.43
T01	Front Tongue Mount Tool Box w/Gas Shock	\$178.57
W01	Winch Plate	\$135.71
W10	15,000 lb. Winch Package	\$3,314.29
RB1	Running Boards	\$171.43
RR1	Rub Rail	\$7.14 ft.
STG	Spare Tire ST225/75 R15 LRD 8 Ply. 6-Hole Silver Mod	\$128.57
STH	Spare Tire ST235/80 R16 LRE 10 Ply. 6 Hole Silver Mod	\$200.00
STN	Spare Tire ST225/75 R15 LRD 8 Ply. 6-Hole Chrome Wheel	\$235.71
STO	Spare Tire ST235/80 R16 LRE 10 Ply. 6 Hole Chrome Wheel	\$285.71
SP1	4 - Additional Stake Pockets	\$24.29
TM1	Spare Tire Mount	\$42.86
TM2	Removable Spare Tire Mount	\$57.14
ZP2	Powdura OneCure Primer	\$285.71
CG3	Gray	\$71.43
CW4	White	\$71.43
CR5	Red	\$71.43
CB6	Blue	\$71.43
CG7	Green	\$71.43
CY8	Yellow	\$71.43
CO9	Orange	\$71.43
CA1	OD Army Green	\$71.43
CT2	Coyote Tan	\$71.43
CP0	Pink	\$71.43
CNG	Neon Green	\$71.43



TILT DECK GRAVITY

w/6" Channel Frame 14,000 Lb



Photo may be shown with additional options

STANDARD SPECIFICATIONS

GVWR:	14,000 lb
GAWR:	7,000 Lb (ea axle)
Couplers	2-5/16" Adjustable
Safety Chains	18,800 Lb 5/16 x 28 G#70
Jack	1-10K Drop Leg Spring Return
Axles	2-7,000 Lb Cambered Dexter Torsion UP 2 Elec Brake Forward Adjusting
Wheels	16" 8-Hole
Tires	235/80 R16 LRE
Suspension	Torsion Axle
Tongue_Neck	6" Channel (8.2 lbs/ft)
Frame	6" Channel (8.2 lbs/ft)
Uprights	2" x 2" x 3/16" Angle Iron
Crossmembers	3" Channel 16" OC (3.5 lbs/ft)
Flooring	Treated Wood
Fenders	Weld On Diamond Plate
Top Rail	2" x 2" x 1/8" Tubing
Lights	LED D.O.T. Stop, Tail, Turn and Clearance
Wire Harness	16 Ga. 5-Way Double Insulated Harness w/7-way plug
Hydraulic Cylinder	3" x 10 w/1.25" Shaft
D-Rings	3" Standard D-Rings
Finishing Coat	Sherwin-Williams Powdura Polyester TGIC Gloss Powder Coating
Finish (prep)	Mechanical and/or Chemical Pretreatment for Maximum Paint Adhesion
Color	Black

STANDARD PRICING

MODEL#	DESCRIPTION	WEIGHT in lbs	MSRP:
TD8116072	81.5" X 16' Tilt Deck Gravity (straight deck)	3272	\$5,971.43
TD8118072	81.5" X 18' Tilt Deck Gravity (2' Stationary deck)	3521	\$6,150.00
TD8120072	81.5" X 20' Tilt Deck Gravity (4' Stationary deck)	3725	\$6,335.71
TD8122072	81.5" X 22' Tilt Deck Gravity (6' Stationary deck)	3914	\$6,514.29
TD8124072	81.5" X 24' Tilt Deck Gravity (8' Stationary deck)	4298	\$7,028.57
TD0216072	102" X 16' Tilt Deck Gravity (straight deck)	3677	\$6,335.71
TD0218072	102" X 18' Tilt Deck Gravity (2' Stationary deck)	3910	\$6,550.00
TD0220072	102" X 20' Tilt Deck Gravity (4' Stationary deck)	4143	\$6,771.43
TD0222072	102" X 22' Tilt Deck Gravity (6' Stationary deck)	4358	\$6,992.86
TD0224072	102" X 24' Tilt Deck Gravity (8' Stationary deck)	4761	\$7,500.00

TILT DECK GRAVITY

AVAILABLE OPTIONS



CODE	DESCRIPTION	MSRP:
HT2	2 - 7000 Lb Tors Axles (UP)(2 Hyd Brakes)	\$914.29
ETC	3 - 7000 Lb Tors Axles (UP)(3 Elec Brakes) Forward Adjusting	\$1,064.29
HT3	3 - 7000 Lb Tors Axles (UP)(3 Hyd. Brakes)	\$3,178.57
A06	ST235/85 R16 LRG 14 Ply.	\$107.14
A20	ST235/80 R16 LRE 10 Ply. w/Chrome Wheels	\$135.71
A14	ST235/85 R16 LRG 14 Ply. w/Chrome Wheels	\$242.86
A15	215-75R-175H-1 Single 17.5" X 6.75", 8 X 6.5 (8k)	\$221.43
A16	ST235/80 R16 LRE 10 Ply. w/Aluminum Wheels	\$185.71
A17	ST235/85 R16 LRG 14 Ply. w/Aluminum Wheels	\$285.71
C08	Coupler 2-5/16" Adjustable Hyd.	\$0.00
C11	Pintle Ring 3" Adjustable 6 Hole	\$0.00
E03	Steel Floor DP	\$27.14 ft.
E05	Rough Oak Floor	\$22.86 ft.
E06	No Floor On Deck	-\$85.71
E07	Douglas Fir Wood Floor	\$11.43 ft.
E09	Blackwood Lumber	\$50.00 ft.
F06	Diamond Plate Fenders (removable)	\$64.29
F09	Heavy Duty 10" Fenders (weld-on)	\$171.43
I02	12" Cross-Members	\$15.00 ft.
J05	Jack Spring Loaded Drop Leg 2-10K	\$221.43
L10	LED Single Row Light Bar	\$257.14
L11	LED Dual Row Light Bar	\$357.14
L07	Lighting LED (w/Cold Weather Harness)	\$35.71
L05	Lighting LED (Back Up)	\$135.71
M01	D-Rings 3" Weld On (each)	\$7.14
M50	D-Rings 4" Weld On (each)	\$28.57
M00	D-Rings 4" Recessed 360 Rotational Bolt On	\$28.57
M19	3" Removable D-Rings (each)	\$41.43
M29	4" Removable D-Rings (each)	\$48.57
MF1	Mud Flaps	\$71.43
T01	Front Tongue Mount Tool Box w/Gas Shock	\$178.57
W01	Winch Plate	\$135.71
W10	15,000 lb. Winch Package	\$3,314.29
RB1	Running Boards	\$171.43
RR1	Rub Rail	\$7.14 ft.
STI	Spare Tire ST235/80 R16 LRE 10 Ply. 8 Hole Silver Mod	\$200.00
STK	Spare Tire ST235/85 R16 LRG 14 Ply. 8 Hole Silver Mod	\$257.14
STP	Spare Tire ST235/80 R16 LRE 10 Ply. 8 Hole Aluminum Wheels	\$328.57
STQ	Spare Tire ST235/85 R16 LRG 14 Ply. 8 Hole Aluminum Wheels	\$492.86
STS	Spare Tire ST235/80 R16 LRE 10 Ply. 8 Hole Chrome Wheels	\$328.57
STU	Spare Tire ST235/85 R16 LRG 14 Ply. 8 Hole Chrome Wheels	\$400.00
STT	Spare Tire 215-75R-175H-1 Single 17.5" X 6.75", 8 X 6.5	\$328.57
SP1	4 - Additional Stake Pockets	\$24.29
TM1	Spare Tire Mount	\$42.86

TM2	Removable Spare Tire Mount	\$57.14
ZP2	Powdura OneCure Primer	\$285.71
CG3	Gray	\$71.43
CW4	White	\$71.43
CR5	Red	\$71.43
CB6	Blue	\$71.43
CG7	Green	\$71.43
CY8	Yellow	\$71.43
CO9	Orange	\$71.43
CA1	OD Army Green	\$71.43
CT2	Coyote Tan	\$71.43
CP0	Pink	\$71.43
CNG	Neon Green	\$71.43



TILT DECK POWER-UP w/6" Channel Frame 9,990 Lb



Photo may be shown with additional options

STANDARD SPECIFICATIONS

GVWR:	9,990 lb
GAWR:	5,200 Lb (ea axle)
Couplers	2-5/16" Adjustable
Safety Chains	12,600 Lb 1/4 x 28 G#70
Jack	1-10K Drop Leg Spring Return
Axles	2-5,200 Lb Cambered Dexter Torsion UP 2 Elec Brake Forward Adjusting
Wheels	15" 6-Hole
Tires	225/75 R15 LRD
Suspension	Torsion Axle
Tongue_Neck	6" Channel (8.2 lbs/ft)
Frame	6" Channel (8.2 lbs/ft)
Uprights	2" x 2" x 3/16" Angle Iron
Crossmembers	3" Channel 16" OC (3.5 lbs/ft)
Tool Box	Front Tongue Mount
Flooring	Treated Wood
Fenders	Weld On Diamond Plate
Top Rail	2" x 2" x 1/8" Tubing
Lights	LED D.O.T. Stop, Tail, Turn and Clearance
Wire Harness	16 Ga. 5-Way Double Insulated Harness w/7-way plug
Hydraulic Cylinder	3" x 10 w/1.25" Shaft
Hydraulic Power Units	Double Acting Power Unit
D-Rings	3" Standard D-Rings
Finishing Coat	Sherwin-Williams Powdura Polyester TGIC Gloss Powder Coating
Finish (prep)	Mechanical and/or Chemical Pretreatment for Maximum Paint Adhesion
Color	Black

STANDARD PRICING

MODEL#	DESCRIPTION	WEIGHT in lbs	MSRP:
TT8116052	81.5" X 16' Tilt Deck Power Up & Down (straight deck)	3119	\$6,164.29
TT8118052	81.5" X 18' Tilt Deck Power Up & Down	3288	\$6,350.00
TT8120052	81.5" X 20' Tilt Deck Power Up & Down	3497	\$6,528.57
TT8122052	81.5" X 22' Tilt Deck Power Up & Down	3855	\$6,714.29
TT8124052	81.5" X 24' Tilt Deck Power Up & Down	4251	\$7,221.43
TT0216052	102" X 16' Tilt Deck Power Up & Down (straight deck)	3583	\$6,528.57
TT0218052	102" X 18' Tilt Deck Power Up & Down	3752	\$6,750.00
TT0220052	102" X 20' Tilt Deck Power Up & Down	3961	\$6,971.43
TT0222052	102" X 22' Tilt Deck Power Up & Down	4319	\$7,185.71
TT0224052	102" X 24' Tilt Deck Power Up & Down	4715	\$7,700.00

TILT DECK POWER-UP

AVAILABLE OPTIONS




CODE	DESCRIPTION	MSRP:
HT2	2 - 5200 Lb Tors Axles (UP)(2 Hyd Brakes)	\$914.29
A05	ST235/80 R16 LRE 10 Ply.	\$57.14
A12	ST225/75 R15 LRD 8 Ply. w/Chrome Wheels	\$107.14
A13	ST235/80 R16 LRE 10 Ply. w/Chrome Wheels	\$164.29
A18	ST225/75 R15 LRD 8 Ply. w/Aluminum Wheels	\$185.71
A19	ST235/80 R16 LRE 10 Ply. w/Aluminum Wheels	\$278.57
C08	Coupler 2-5/16" Adjustable Hyd.	\$0.00
C11	Pintle Ring 3" Adjustable 6 Hole	\$0.00
E03	Steel Floor DP	\$27.14 ft.
E05	Rough Oak Floor	\$22.86 ft.
E06	No Floor On Deck	-\$85.71
E07	Douglas Fir Wood Floor	\$11.43 ft.
E09	Blackwood Lumber	\$50.00 ft.
F06	Diamond Plate Fenders (removable)	\$64.29
F09	Heavy Duty 10" Fenders (weld-on)	\$171.43
I02	12" Cross-Members	\$15.00 ft.
J05	Jack Spring Loaded Drop Leg 2-10K	\$221.43
K02	2' Stationary Deck Tilt	\$214.29
K04	4' Stationary Deck Tilt	\$250.00
K06	6' Stationary Deck Tilt	\$285.71
K08	8' Stationary Deck Tilt	\$321.43
L10	LED Single Row Light Bar	\$257.14
L11	LED Dual Row Light Bar	\$357.14
L07	Lighting LED (w/Cold Weather Harness)	\$35.71
L05	Lighting LED (Back Up)	\$135.71
M01	D-Rings 3" Weld On (each)	\$7.14
M50	D-Rings 4" Weld On (each)	\$28.57
M00	D-Rings 4" Recessed 360 Rotational Bolt On	\$28.57
M19	3" Removable D-Rings (each)	\$41.43
M29	4" Removable D-Rings (each)	\$48.57
MF1	Mud Flaps	\$71.43
W01	Winch Plate	\$135.71
W10	15,000 lb. Winch Package	\$3,314.29
RB1	Running Boards	\$171.43
RR1	Rub Rail	\$7.14 ft.
SC1	Solar Panel Charger	\$142.86
BC3	10 Amp In-Line 12v BOSS Charging System	\$421.43
RC1	Wireless Remote Double Acting Dump Control	\$178.57
STG	Spare Tire ST225/75 R15 LRD 8 Ply. 6-Hole Silver Mod	\$128.57
STH	Spare Tire ST235/80 R16 LRE 10 Ply. 6 Hole Silver Mod	\$200.00
STN	Spare Tire ST225/75 R15 LRD 8 Ply. 6-Hole Chrome Wheel	\$235.71
STO	Spare Tire ST235/80 R16 LRE 10 Ply. 6 Hole Chrome Wheel	\$285.71
SP1	4 - Additional Stake Pockets	\$24.29
TM1	Spare Tire Mount	\$42.86

TM2	Removable Spare Tire Mount	\$57.14
ZP2	Powdura OneCure Primer	\$285.71
CG3	Gray	\$71.43
CW4	White	\$71.43
CR5	Red	\$71.43
CB6	Blue	\$71.43
CG7	Green	\$71.43
CY8	Yellow	\$71.43
CO9	Orange	\$71.43
CA1	OD Army Green	\$71.43
CT2	Coyote Tan	\$71.43
CP0	Pink	\$71.43
CNG	Neon Green	\$71.43



TILT DECK POWER-UP w/6" Channel Frame 14,000 Lb



STANDARD SPECIFICATIONS	
GVWR:	14,000 lb
GAWR:	7,000 Lb (ea axle)
Couplers	2-5/16" Adjustable
Safety Chains	18,800 Lb 5/16 x 28 G#70
Jack	1-10K Drop Leg Spring Return
Axles	2-7,000 Lb Cambered Dexter Torsion UP 2 Elec Brake Forward Adjusting
Wheels	16" 8-Hole
Tires	235/80 R16 LRE
Suspension	Torsion Axle
Tongue_Neck	6" Channel (8.2 lbs/ft)
Frame	6" Channel (8.2 lbs/ft)
Uprights	2" x 2" x 3/16" Angle Iron
Crossmembers	3" Channel 16" OC (3.5 lbs/ft)
Tool Box	Front Tongue Mount
Flooring	Treated Wood
Fenders	Weld On Diamond Plate
Top Rail	2" x 2" x 1/8" Tubing
Lights	LED D.O.T. Stop, Tail, Turn and Clearance
Wire Harness	16 Ga. 5-Way Double Insulated Harness w/7-way plug
Hydraulic Cylinder	3" x 10 w/1.25" Shaft
Hydraulic Power Units	Double Acting Power Unit
D-Rings	3" Standard D-Rings
Finishing Coat	Sherwin-Williams Powdura Polyester TGIC Gloss Powder Coating Mechanical and/or Chemical
Finish (prep)	Pretreatment for Maximum Paint Adhesion
Color	Black

STANDARD PRICING

MODEL#	DESCRIPTION	WEIGHT in lbs	MSRP:
TT8116072	81.5" X 16' Tilt Deck Power Up & Down (straight deck)	3815	\$6,514.29
TT8118072	81.5" X 18' Tilt Deck Power Up & Down	3955	\$6,700.00
TT8120072	81.5" X 20' Tilt Deck Power Up & Down	4182	\$6,878.57
TT8122072	81.5" X 22' Tilt Deck Power Up & Down	4697	\$7,064.29
TT8124072	81.5" X 24' Tilt Deck Power Up & Down	5048	\$7,571.43
TT0216072	102" X 16' Tilt Deck Power Up & Down (straight deck)	3409	\$6,878.57
TT0218072	102" X 18' Tilt Deck Power Up & Down	3495	\$7,100.00
TT0220072	102" X 20' Tilt Deck Power Up & Down	3787	\$7,314.29
TT0222072	102" X 22' Tilt Deck Power Up & Down	4145	\$7,535.71
TT0224072	102" X 24' Tilt Deck Power Up & Down	4541	\$8,050.00

TILT DECK POWER-UP

AVAILABLE OPTIONS



CODE	DESCRIPTION	MSRP:
HT2	2 - 7000 Lb Tors Axles (UP)(2 Hyd Brakes)	\$914.29
ETC	3 - 7000 Lb Tors Axles (UP)(3 Elec Brakes) Forward Adjusting	\$1,064.29
HT3	3 - 7000 Lb Tors Axles (UP)(3 Hyd. Brakes)	\$3,178.57
A06	ST235/85 R16 LRG 14 Ply.	\$107.14
A20	ST235/80 R16 LRE 10 Ply. w/Chrome Wheels	\$135.71
A14	ST235/85 R16 LRG 14 Ply. w/Chrome Wheels	\$242.86
A15	215-75R-175H-1 Single 17.5" X 6.75", 8 X 6.5 (8k)	\$221.43
A16	ST235/80 R16 LRE 10 Ply. w/Aluminum Wheels	\$185.71
A17	ST235/85 R16 LRG 14 Ply. w/Aluminum Wheels	\$285.71
C08	Coupler 2-5/16" Adjustable Hyd.	\$0.00
C11	Pintle Ring 3" Adjustable 6 Hole	\$0.00
E03	Steel Floor DP	\$27.14 ft.
E05	Rough Oak Floor	\$22.86 ft.
E06	No Floor On Deck	-\$85.71
E07	Douglas Fir Wood Floor	\$11.43 ft.
E09	Blackwood Lumber	\$50.00 ft.
F06	Diamond Plate Fenders (removable)	\$64.29
F09	Heavy Duty 10" Fenders (weld-on)	\$171.43
I02	12" Cross-Members	\$15.00 ft.
J05	Jack Spring Loaded Drop Leg 2-10K	\$221.43
K02	2' Stationary Deck Tilt	\$214.29
K04	4' Stationary Deck Tilt	\$250.00
K06	6' Stationary Deck Tilt	\$285.71
K08	8' Stationary Deck Tilt	\$321.43
L10	LED Single Row Light Bar	\$257.14
L11	LED Dual Row Light Bar	\$357.14
L07	Lighting LED (w/Cold Weather Harness)	\$35.71
L05	Lighting LED (Back Up)	\$135.71
M01	D-Rings 3" Weld On (each)	\$7.14
M50	D-Rings 4" Weld On (each)	\$28.57
M00	D-Rings 4" Recessed 360 Rotational Bolt On	\$28.57
M19	3" Removable D-Rings (each)	\$41.43
M29	4" Removable D-Rings (each)	\$48.57
MF1	Mud Flaps	\$71.43
W01	Winch Plate	\$135.71
W10	15,000 lb. Winch Package	\$3,314.29
RB1	Running Boards	\$171.43
RR1	Rub Rail	\$7.14 ft.
SC1	Solar Panel Charger	\$142.86
BC3	10 Amp In-Line 12v BOSS Charging System	\$421.43
RC1	Wireless Remote Double Acting Dump Control	\$178.57
STI	Spare Tire ST235/80 R16 LRE 10 Ply. 8 Hole Silver Mod	\$200.00
STK	Spare Tire ST235/85 R16 LRG 14 Ply. 8 Hole Silver Mod	\$257.14
STP	Spare Tire ST235/80 R16 LRE 10 Ply. 8 Hole Aluminum Wheels	\$328.57
STQ	Spare Tire ST235/85 R16 LRG 14 Ply. 8 Hole Aluminum Wheels	\$492.86
STS	Spare Tire ST235/80 R16 LRE 10 Ply. 8 Hole Chrome Wheels	\$328.57
STU	Spare Tire ST235/85 R16 LRG 14 Ply. 8 Hole Chrome Wheels	\$400.00
STT	Spare Tire 215-75R-175H-1 Single 17.5" X 6.75", 8 X 6.5	\$328.57
SP1	4 - Additional Stake Pockets	\$24.29

TM1	Spare Tire Mount	\$42.86
TM2	Removable Spare Tire Mount	\$57.14
ZP2	Powdura OneCure Primer	\$285.71
CG3	Gray	\$71.43
CW4	White	\$71.43
CR5	Red	\$71.43
CB6	Blue	\$71.43
CG7	Green	\$71.43
CY8	Yellow	\$71.43
CO9	Orange	\$71.43
CA1	OD Army Green	\$71.43
CT2	Coyote Tan	\$71.43
CP0	Pink	\$71.43
CNG	Neon Green	\$71.43



LOW-PRO TILT DECK

w/6" Channel Frame 9,990 Lb



Photo may be shown with additional options

STANDARD SPECIFICATIONS

GVWR:	9,990 lb
GAWR:	5,200 Lb (ea axle)
Couplers	2-5/16" Adjustable
Safety Chains	12,600 Lb 1/4 x 28 G#70
Jack	1-7,000 lb Drop Leg Jack
Axles	2-5,200 Lb Dexter Torsion UP 2 Elec Brake Forward Adjusting
Wheels	15" 6-Hole
Tires	225/75 R15 Radial
Suspension	Torsion Axle
Tongue_Neck	6" Channel (8.2 lbs/ft)
Frame	6" Channel (8.2 lbs/ft)
Uprights	2" x 2" x 3/16" Angle Iron
Crossmembers	3" Channel 16" OC (3.5 lbs/ft)
Flooring	Treated Wood
Fenders	Weld On Diamond Plate
Top Rail	2" x 2" x 1/8" Tubing
Lights	LED D.O.T. Stop, Tail, Turn and Clearance
Wire Harness	16 Ga. 5-Way Double Insulated Harness w/7-way plug
Hydraulic Cylinder	3" x 10 w/1.25" Shaft
D-Rings	3" Standard D-Rings
Finishing Coat	Sherwin-Williams Powdura Polyester TGIC Gloss Powder Coating
Finish (prep)	Mechanical and/or Chemical Pretreatment for Maximum Paint Adhesion
Color	Black

STANDARD PRICING

MODEL#	DESCRIPTION	WEIGHT in lbs	MSRP:
TL8320052	83" X 20' Low-Pro Tilt Deck (16' Deck 4' Stationary Deck)	3467	\$5,835.71
TL8321052	83" X 21' Low-Pro Tilt Deck (16' Deck 5' Stationary Deck)	3607	\$6,021.43
TL8322052	83" X 22' Low-Pro Tilt Deck (16' Deck 6' Stationary Deck)	3747	\$6,200.00

LOW-PRO TILT DECK

AVAILABLE OPTIONS



CODE	DESCRIPTION	MSRP:
HT2	2 - 5200 Lb Tors Axles (UP)(2 Hyd Brakes)	\$914.29
A05	ST235/80 R16 LRE 10 Ply.	\$57.14
A12	ST225/75 R15 LRD 8 Ply. w/Chrome Wheels	\$107.14
A13	ST235/80 R16 LRE 10 Ply. w/Chrome Wheels	\$164.29
A18	ST225/75 R15 LRD 8 Ply. w/Aluminum Wheels	\$185.71
A19	ST235/80 R16 LRE 10 Ply. w/Aluminum Wheels	\$278.57
C08	Coupler 2-5/16" Adjustable Hyd.	\$0.00
C11	Pintle Ring 3" Adjustable 6 Hole	\$0.00
E03	Steel Floor DP	\$27.14 ft.
E05	Rough Oak Floor	\$22.86 ft.
E07	Douglas Fir Wood Floor	\$11.43 ft.
E09	Blackwood Lumber	\$50.00 ft.
I02	12" Cross-Members	\$15.00 ft.
J04	Jack Spring Loaded Drop Leg 1-10K	\$121.43
K00	Power Up Full Tilt Deck	\$785.71
K02	Power Up 2' Stationary Deck Tilt	\$785.71
K04	Power Up 4' Stationary Deck Tilt	\$785.71
K06	Power Up 6' Stationary Deck Tilt	\$785.71
L10	LED Single Row Light Bar	\$257.14
L11	LED Dual Row Light Bar	\$357.14
L07	Lighting LED (w/Cold Weather Harness)	\$35.71
L05	Lighting LED (Back Up)	\$135.71
M01	D-Rings 3" Weld On (each)	\$7.14
M50	D-Rings 4" Weld On (each)	\$28.57
M00	D-Rings 4" Recessed 360 Rotational Bolt On	\$28.57
M19	3" Removable D-Rings (each)	\$41.43
M29	4" Removable D-Rings (each)	\$48.57
MF1	Mud Flaps	\$71.43
T01	Front Tongue Mount Tool Box w/Gas Shock	\$178.57
W01	Winch Plate	\$135.71
W10	15,000 lb. Winch Package	\$3,314.29
SC1	Solar Panel Charger	\$142.86
BC3	10 Amp In-Line 12v BOSS Charging System	\$421.43
RC1	Wireless Remote Double Acting Dump Control	\$178.57
STG	Spare Tire ST225/75 R15 LRD 8 Ply. 6-Hole Silver Mod	\$128.57
STH	Spare Tire ST235/80 R16 LRE 10 Ply. 6 Hole Silver Mod	\$200.00
STN	Spare Tire ST225/75 R15 LRD 8 Ply. 6-Hole Chrome Wheel	\$235.71
STO	Spare Tire ST235/80 R16 LRE 10 Ply. 6 Hole Chrome Wheel	\$285.71
SP1	4 - Additional Stake Pockets	\$24.29
TM1	Spare Tire Mount	\$42.86
ZP2	Powdura OneCure Primer	\$285.71
CG3	Gray	\$71.43
CW4	White	\$71.43
CR5	Red	\$71.43
CB6	Blue	\$71.43
CG7	Green	\$71.43
CY8	Yellow	\$71.43
CO9	Orange	\$71.43
CA1	OD Army Green	\$71.43
CT2	Coyote Tan	\$71.43
CP0	Pink	\$71.43
CNG	Neon Green	\$71.43



LOW-PRO TILT DECK

w/6" Channel Frame 14,000 Lb



STANDARD SPECIFICATIONS	
GVWR:	14,000 lb
GAWR:	7,000 Lb (ea axle)
Couplers	2-5/16" Adjustable
Safety Chains	18,800 Lb 5/16 x 28 G#70
Jack	1-10K Drop Leg Spring Return
Axles	2-7,000 Lb Cambered Dexter Torsion UP 2 Elec Brake Forward Adjusting
Wheels	16" 8-Hole
Tires	235/80 R16 Radial
Suspension	Torsion Axle
Tongue_Neck	6" Channel (8.2 lbs/ft)
Frame	6" Channel (8.2 lbs/ft)
Uprights	2" x 2" x 3/16" Angle Iron
Crossmembers	3" Channel 16" OC (3.5 lbs/ft)
Flooring	Treated Wood
Fenders	Weld On Diamond Plate
Top Rail	2" x 2" x 1/8" Tubing
Lights	LED D.O.T. Stop, Tail, Turn and Clearance
Wire Harness	16 Ga. 5-Way Double Insulated Harness w/7-way plug
Hydraulic Cylinder	3" x 10 w/1.25" Shaft
D-Rings	3" Standard D-Rings
Finishing Coat	Sherwin-Williams Powdura Polyester TGIC Gloss Powder Coating
Finish (prep)	Mechanical and/or Chemical Pretreatment for Maximum Paint Adhesion
Color	Black

STANDARD PRICING

MODEL#	DESCRIPTION	WEIGHT in lbs	MSRP:
TL8320072	83" X 20' Low-Pro Tilt Deck (16' Deck 4' Stationary Deck)	3740	\$6,442.86
TL8321072	83" X 21' Low-Pro Tilt Deck (16' Deck 5' Stationary Deck)	3880	\$6,628.57
TL8322072	83" X 22' Low-Pro Tilt Deck (16' Deck 6' Stationary Deck)	4020	\$6,807.14

LOW-PRO TILT DECK AVAILABLE OPTIONS




CODE	DESCRIPTION	MSRP:
HT2	2 - 7000 Lb Tors Axles (UP)(2 Hyd Brakes)	\$914.29
A06	ST235/85 R16 LRG 14 Ply.	\$107.14
A20	ST235/80 R16 LRE 10 Ply. w/Chrome Wheels	\$135.71
A14	ST235/85 R16 LRG 14 Ply. w/Chrome Wheels	\$242.86
A16	ST235/80 R16 LRE 10 Ply. w/Aluminum Wheels	\$185.71
A17	ST235/85 R16 LRG 14 Ply. w/Aluminum Wheels	\$285.71
C08	Coupler 2-5/16" Adjustable Hyd.	\$0.00
C11	Pintle Ring 3" Adjustable 6 Hole	\$0.00
E03	Steel Floor DP	\$27.14 ft.
E05	Rough Oak Floor	\$22.86 ft.
E07	Douglas Fir Wood Floor	\$11.43 ft.
E09	Blackwood Lumber	\$50.00 ft.
I02	12" Cross-Members	\$15.00 ft.
K00	Power Up Full Tilt Deck	\$785.71
K02	Power Up 2' Stationary Deck Tilt	\$785.71
K04	Power Up 4' Stationary Deck Tilt	\$785.71
K06	Power Up 6' Stationary Deck Tilt	\$785.71
L10	LED Single Row Light Bar	\$257.14
L11	LED Dual Row Light Bar	\$357.14
L07	Lighting LED (w/Cold Weather Harness)	\$35.71
L05	Lighting LED (Back Up)	\$135.71
M01	D-Rings 3" Weld On (each)	\$7.14
M50	D-Rings 4" Weld On (each)	\$28.57
M00	D-Rings 4" Recessed 360 Rotational Bolt On	\$28.57
M19	3" Removable D-Rings (each)	\$41.43
M29	4" Removable D-Rings (each)	\$48.57
MF1	Mud Flaps	\$71.43
T01	Front Tongue Mount Tool Box w/Gas Shock	\$178.57
W01	Winch Plate	\$135.71
W10	15,000 lb. Winch Package	\$3,314.29
SC1	Solar Panel Charger	\$142.86
BC3	10 Amp In-Line 12v BOSS Charging System	\$421.43
RC1	Wireless Remote Double Acting Dump Control	\$178.57
STI	Spare Tire ST235/80 R16 LRE 10 Ply. 8 Hole Silver Mod	\$200.00
STK	Spare Tire ST235/85 R16 LRG 14 Ply. 8 Hole Silver Mod	\$257.14
STP	Spare Tire ST235/80 R16 LRE 10 Ply. 8 Hole Aluminum Wheels	\$328.57
STQ	Spare Tire ST235/85 R16 LRG 14 Ply. 8 Hole Aluminum Wheels	\$492.86
STS	Spare Tire ST235/80 R16 LRE 10 Ply. 8 Hole Chrome Wheels	\$328.57
STU	Spare Tire ST235/85 R16 LRG 14 Ply. 8 Hole Chrome Wheels	\$400.00
STT	Spare Tire 215-75R-175H-1 Single 17.5" X 6.75", 8 X 6.5	\$328.57
SP1	4 - Additional Stake Pockets	\$24.29
TM1	Spare Tire Mount	\$42.86
ZP2	Powdura OneCure Primer	\$285.71
CG3	Gray	\$71.43
CW4	White	\$71.43
CR5	Red	\$71.43
CB6	Blue	\$71.43
CG7	Green	\$71.43
CY8	Yellow	\$71.43
CO9	Orange	\$71.43
CA1	OD Army Green	\$71.43
CT2	Coyote Tan	\$71.43
CP0	Pink	\$71.43
CNG	Neon Green	\$71.43



TILT-N-GO TILT DECK

w/8" I-Beam Frame 9,990 Lb



STANDARD SPECIFICATIONS

GVWR:	9,990 lb
GAWR:	5,200 Lb (ea axle)
Couplers	2-5/16" Adjustable
Safety Chains	12,600 Lb 1/4 x 28 G#70
Jack	1-10K Drop Leg Spring Return
Axles	2-5,200 Lb Cambered Dexter Torsion UP 2 Elec Brake Forward Adjusting
Wheels	15" 6-Hole
Tires	225/75 R15 LRD
Suspension	Torsion Axle
Tongue_Neck	8" I-Beam (13 lbs/ft)
Frame	8" I-Beam (13 lbs/ft)
Uprights	2" x 2" x 3/16" Angle Iron
Crossmembers	3" Channel 16" OC (3.5 lbs/ft)
Flooring	Treated Wood
Fenders	Weld On Diamond Plate
Top Rail	2" x 2" x 1/8" Tubing
Lights	LED D.O.T. Stop, Tail, Turn and Clearance
Wire Harness	16 Ga. 5-Way Double Insulated Harness w/7-way plug
Hydraulic Cylinder	3" x 10 w/1.25" Shaft
D-Rings	3" Standard D-Rings
Finishing Coat	Sherwin-Williams Powdura Polyester TGIC Gloss Powder Coating
Finish (prep)	Mechanical and/or Chemical Pretreatment for Maximum Paint Adhesion
Color	Black

STANDARD PRICING

MODEL#	DESCRIPTION	WEIGHT in lbs	MSRP:
TH8316052	83" X 16' Tilt-N-Go Tilt Deck (Full Deck)		\$5,421.43
TH8318052	83" X 18' Tilt-N-Go Tilt Deck (16' Deck 2' Stationary Deck)		\$5,600.00
TH8320052	83" X 20' Tilt-N-Go Tilt Deck (16' Deck 4' Stationary Deck)		\$5,785.71
TH8322052	83" X 22' Tilt-N-Go Tilt Deck (16' Deck 6' Stationary Deck)		\$5,964.29
TH8324052	83" X 24' Tilt-N-Go Tilt Deck (16' Deck 8' Stationary Deck)		\$6,478.57

TILT-N-GO TILT DECK

AVAILABLE OPTIONS




CODE	DESCRIPTION	MSRP:
HT2	2 - 5200 Lb Tors Axles (UP)(2 Hyd Brakes)	\$914.29
A05	ST235/80 R16 LRE 10 Ply.	\$57.14
A12	ST225/75 R15 LRD 8 Ply. w/Chrome Wheels	\$107.14
A13	ST235/80 R16 LRE 10 Ply. w/Chrome Wheels	\$164.29
A18	ST225/75 R15 LRD 8 Ply. w/Aluminum Wheels	\$185.71
A19	ST235/80 R16 LRE 10 Ply. w/Aluminum Wheels	\$278.57
C08	Coupler 2-5/16" Adjustable Hyd.	\$0.00
C11	Pintle Ring 3" Adjustable 6 Hole	\$0.00
E03	Steel Floor DP	\$27.14 ft.
E05	Rough Oak Floor	\$22.86 ft.
E07	Douglas Fir Wood Floor	\$11.43 ft.
E09	Blackwood Lumber	\$50.00 ft.
I02	12" Cross-Members	\$15.00 ft.
J05	Jack Spring Loaded Drop Leg 2-10K	\$221.43
J06	Jack Spring Loaded Drop Leg 2-Speed 2-25K	\$764.29
K00	Power Up Full Tilt Deck (16' only)	\$785.71
K02	Power Up 2' Stationary Deck Tilt (18' only)	\$785.71
K04	Power Up 4' Stationary Deck Tilt (20' only)	\$785.71
K06	Power Up 6' Stationary Deck Tilt (22' only)	\$785.71
K08	Power Up 8' Stationary Deck Tilt (24' only)	\$785.71
L10	LED Single Row Light Bar	\$257.14
L11	LED Dual Row Light Bar	\$357.14
L07	Lighting LED (w/Cold Weather Harness)	\$35.71
L05	Lighting LED (Back Up)	\$135.71
M01	D-Rings 3" Weld On (each)	\$7.14
M50	D-Rings 4" Weld On (each)	\$28.57
M00	D-Rings 4" Recessed 360 Rotational Bolt On	\$28.57
M19	3" Removable D-Rings (each)	\$41.43
M29	4" Removable D-Rings (each)	\$48.57
MF1	Mud Flaps	\$71.43
T00	Tool Tray	\$71.43
T01	Front Tongue Mount Tool Box w/Gas Shock	\$178.57
W01	Winch Plate	\$135.71
W14	12,000 lb. Winch Package	\$1,421.43
W10	15,000 lb. Winch Package	\$3,314.29
SC1	Solar Panel Charger	\$142.86
BC3	10 Amp In-Line 12v BOSS Charging System	\$421.43
RC1	Wireless Remote Double Acting Dump Control	\$178.57
STG	Spare Tire ST225/75 R15 LRD 8 Ply. 6-Hole Silver Mod	\$128.57
STH	Spare Tire ST235/80 R16 LRE 10 Ply. 6 Hole Silver Mod	\$200.00
STN	Spare Tire ST225/75 R15 LRD 8 Ply. 6-Hole Chrome Wheel	\$285.71
STO	Spare Tire ST235/80 R16 LRE 10 Ply. 6 Hole Chrome Wheel	\$42.86
SP1	4 - Additional Stake Pockets	\$24.29
TM1	Spare Tire Mount	\$42.86

ZP2	Powdura OneCure Primer	\$285.71
CG3	Gray	\$71.43
CW4	White	\$71.43
CR5	Red	\$71.43
CB6	Blue	\$71.43
CG7	Green	\$71.43
CY8	Yellow	\$71.43
CO9	Orange	\$71.43
CA1	OD Army Green	\$71.43
CT2	Coyote Tan	\$71.43
CP0	Pink	\$71.43
CNG	Neon Green	\$71.43



TILT-N-GO TILT DECK w/8" I-Beam Frame 14,000 Lb



STANDARD SPECIFICATIONS	
GVWR:	14,000 lb
GAWR:	7,000 Lb (ea axle)
Couplers	2-5/16" Adjustable
Safety Chains	18,800 Lb 5/16 x 28 G#70
Jack	1-10K Drop Leg Spring Return
Axles	2-7,000 Lb Cambered Dexter Torsion UP 2 Elec Nev-R-Adjust Brakes
Wheels	16" 8-Hole
Tires	235/80 R16 Radial
Suspension	Torsion Axle
Tongue_Neck	8" I-Beam (13 lbs/ft)
Frame	8" I-Beam (13 lbs/ft)
Uprights	2" x 2" x 3/16" Angle Iron
Crossmembers	3" Channel 16" OC (3.5 lbs/ft)
Flooring	Treated Wood
Fenders	Weld On Diamond Plate
Top Rail	2" x 2" x 1/8" Tubing
Lights	LED D.O.T. Stop, Tail, Turn and Clearance
Wire Harness	16 Ga. 5-Way Double Insulated Harness w/7-way plug
Hydraulic Cylinder	3" x 10 w/1.25" Shaft
D-Rings	3" Standard D-Rings
Finishing Coat	Sherwin-Williams Powdura Polyester TGIC Gloss Powder Coating
Finish (prep)	Mechanical and/or Chemical Pretreatment for Maximum Paint Adhesion
Color	Black

STANDARD PRICING

MODEL#	DESCRIPTION	WEIGHT in lbs	MSRP:
TH8316072	83" X 16' Tilt-N-Go Tilt Deck (Full Deck)		\$6,028.57
TH8318072	83" X 18' Tilt-N-Go Tilt Deck (16' Deck 2' Stationary Deck)		\$6,207.14
TH8320072	83" X 20' Tilt-N-Go Tilt Deck (16' Deck 4' Stationary Deck)		\$6,392.86
TH8322072	83" X 22' Tilt-N-Go Tilt Deck (16' Deck 6' Stationary Deck)		\$6,571.43
TH8324072	83" X 24' Tilt-N-Go Tilt Deck (16' Deck 8' Stationary Deck)		\$7,085.71

TILT-N-GO TILT DECK

AVAILABLE OPTIONS



CODE	DESCRIPTION	MSRP:
HT2	2 - 7000 Lb Tors Axles (UP)(2 Hyd Brakes)	\$914.29
A06	ST235/85 R16 LRG 14 Ply.	\$107.14
A20	ST235/80 R16 LRE 10 Ply. w/Chrome Wheels	\$135.71
A14	ST235/85 R16 LRG 14 Ply. w/Chrome Wheels	\$242.86
A16	ST235/80 R16 LRE 10 Ply. w/Aluminum Wheels	\$185.71
A17	ST235/85 R16 LRG 14 Ply. w/Aluminum Wheels	\$285.71
C08	Coupler 2-5/16" Adjustable Hyd.	\$0.00
C09	Coupler 2-5/16" Adjustable Flat Mount Turtle	\$278.57
E03	Steel Floor DP	\$27.14 ft.
E05	Rough Oak Floor	\$22.86 ft.
E07	Douglas Fir Wood Floor	\$11.43 ft.
E09	Blackwood Lumber	\$50.00 ft.
I02	12" Cross-Members	\$15.00 ft.
J05	Jack Spring Loaded Drop Leg 2-10K	\$221.43
J06	Jack Spring Loaded Drop Leg 2-Speed 2-25K	\$764.29
K00	Power Up Full Tilt Deck (16' only)	\$785.71
K02	Power Up 2' Stationary Deck Tilt (18' only)	\$785.71
K04	Power Up 4' Stationary Deck Tilt (20' only)	\$785.71
K06	Power Up 6' Stationary Deck Tilt (22' only)	\$785.71
K08	Power Up 8' Stationary Deck Tilt (24' only)	\$785.71
L10	LED Single Row Light Bar	\$257.14
L11	LED Dual Row Light Bar	\$357.14
L07	Lighting LED (w/Cold Weather Harness)	\$35.71
L05	Lighting LED (Back Up)	\$135.71
M01	D-Rings 3" Weld On (each)	\$7.14
M50	D-Rings 4" Weld On (each)	\$28.57
M00	D-Rings 4" Recessed 360 Rotational Bolt On	\$28.57
M19	3" Removable D-Rings (each)	\$41.43
M29	4" Removable D-Rings (each)	\$48.57
MF1	Mud Flaps	\$71.43
T00	Tool Tray	\$71.43
T01	Front Tongue Mount Tool Box w/Gas Shock	\$178.57
W01	Winch Plate	\$135.71
W14	12,000 lb. Winch Package	\$1,421.43
W10	15,000 lb. Winch Package	\$3,314.29
SC1	Solar Panel Charger	\$142.86
BC3	10 Amp In-Line 12v BOSS Charging System	\$421.43
RC1	Wireless Remote Double Acting Dump Control	\$178.57
STI	Spare Tire ST235/80 R16 LRE 10 Ply. 8 Hole Silver Mod	\$200.00
STK	Spare Tire ST235/85 R16 LRG 14 Ply. 8 Hole Silver Mod	\$257.14
STP	Spare Tire ST235/80 R16 LRE 10 Ply. 8 Hole Aluminum Wheels	\$328.57
STQ	Spare Tire ST235/85 R16 LRG 14 Ply. 8 Hole Aluminum Wheels	\$492.86
STS	Spare Tire ST235/80 R16 LRE 10 Ply. 8 Hole Chrome Wheels	\$328.57
STU	Spare Tire ST235/85 R16 LRG 14 Ply. 8 Hole Chrome Wheels	\$400.00
STT	Spare Tire 215-75R-175H-1 Single 17.5" X 6.75", 8 X 6.5	\$328.57
SP1	4 - Additional Stake Pockets	\$24.29
TM1	Spare Tire Mount	\$42.86

ZP2	Powdura OneCure Primer	\$285.71
CG3	Gray	\$71.43
CW4	White	\$71.43
CR5	Red	\$71.43
CB6	Blue	\$71.43
CG7	Green	\$71.43
CY8	Yellow	\$71.43
CO9	Orange	\$71.43
CA1	OD Army Green	\$71.43
CT2	Coyote Tan	\$71.43
CP0	Pink	\$71.43
CNG	Neon Green	\$71.43



GOOSENECK TILT DECK GRAVITY

w/6" Channel Frame 9,990 Lb



STANDARD SPECIFICATIONS	
GVWR:	9,990 lb
GAWR:	5,200 Lb (ea axle)
Couplers	2 5/16" Adjustable Coupler Round (20,000 lb)
Neck	10" I-Beam (12 lbs/ft)
Safety Chains	18,800 Lb 5/16 x 28 G#70
Jack	1-10K Drop Leg Spring Return
Axles	2-5,200 Lb Cambered Dexter Torsion UP 2 Elec Brake Forward Adjusting
Wheels	15" 6-Hole
Tires	225/75 R15 LRD (w/spare)
Suspension	Torsion Axle
Frame	6" Channel (8.2 lbs/ft)
Crossmembers	3" Channel 16" OC (3.5 lbs/ft)
Tool Box	Full Width Front Tool Box
Flooring	Treated Wood
Stationary Deck	2' Stationary Deck
Fenders	Weld On Diamond Plate
Lights	LED D.O.T. Stop, Tail, Turn and Clearance
Wire Harness	16 Ga. 5-Way Double Insulated Harness w/7-way plug
Hydraulic Cylinder	3" x 10 w/1.25" Shaft
D-Rings	3" Standard D-Rings
Finishing Coat	Sherwin-Williams Powdura Polyester TGIC Gloss Powder Coating
Finish (prep)	Mechanical and/or Chemical Pretreatment for Maximum Paint Adhesion
Color	Black

STANDARD PRICING

MODEL#	DESCRIPTION	WEIGHT in lbs	MSRP:
GG8118052	81.5" X 18' Gooseneck Tilt Deck Gravity (2' Stationary deck)	3886	\$6,285.71
GG8120052	81.5" X 20' Gooseneck Tilt Deck Gravity (4' Stationary deck)	4070	\$6,464.29
GG8122052	81.5" X 22' Gooseneck Tilt Deck Gravity (6' Stationary deck)	4486	\$6,650.00
GG8124052	81.5" X 24' Gooseneck Tilt Deck Gravity (8' Stationary deck)	4799	\$7,235.71
GG0218052	102" X 18' Gooseneck Tilt Deck Gravity (2' Stationary deck)	4339	\$6,685.71
GG0220052	102" X 20' Gooseneck Tilt Deck Gravity (4' Stationary deck)	4523	\$6,900.00
GG0222052	102" X 22' Gooseneck Tilt Deck Gravity (6' Stationary deck)	4939	\$7,121.43
GG0224052	102" X 24' Gooseneck Tilt Deck Gravity (8' Stationary deck)	5252	\$7,714.29

GOOSENECK TILT DECK GRAVITY

AVAILABLE OPTIONS



CODE	DESCRIPTION	MSRP:
HT2	2 - 5200 Lb Tors Axles (UP)(2 Hyd Brakes)	\$1,364.29
A05	ST235/80 R16 LRE 10 Ply.	\$57.14
A12	ST225/75 R15 LRD 8 Ply. w/Chrome Wheels	\$107.14
A13	ST235/80 R16 LRE 10 Ply. w/Chrome Wheels	\$164.29
A18	ST225/75 R15 LRD 8 Ply. w/Aluminum Wheels	\$185.71
A19	ST235/80 R16 LRE 10 Ply. w/Aluminum Wheels	\$278.57
C15	Gooseneck Coupler 2-5/16" Adjustable Sq.	\$64.29
C50	King Pin Fifth-Wheel Adapter Adjustable Rd.	\$157.14
C51	King Pin Fifth-Wheel Adapter Adjustable Sq.	\$157.14
CR1	Locking Chain Rack (only with stationary deck)	\$107.14
E03	Steel Floor DP	\$27.14 ft.
E05	Rough Oak Floor	\$22.86 ft.
E07	Douglas Fir Wood Floor	\$11.43 ft.
E09	Blackwood Lumber	\$50.00 ft.
F06	Diamond Plate Fenders (removable)	\$64.29
F09	Heavy Duty 10" Fenders (weld-on)	\$171.43
I02	12" Cross-Members	\$15.00 ft.
J05	Jack Spring Loaded Drop Leg 2-10K	\$221.43
J06	Jack Spring Loaded Drop Leg 2-Speed 2-25K	\$564.29
L04	Bolt On Headache Light Bar	\$350.00
L10	LED Single Row Light Bar	\$257.14
L11	LED Dual Row Light Bar	\$357.14
L07	Lighting LED (w/Cold Weather Harness)	\$35.71
L05	Lighting LED (Back Up)	\$135.71
M01	D-Rings 3" Weld On (each)	\$7.14
M50	D-Rings 4" Weld On (each)	\$28.57
M00	D-Rings 4" Recessed 360 Rotational Bolt On	\$28.57
M19	3" Removable D-Rings (each)	\$41.43
M29	4" Removable D-Rings (each)	\$48.57
MF1	Mud Flaps	\$71.43
N01	Raised Neck & Coupler 6"	\$150.00
N02	Raised Neck & Coupler 12"	\$221.43
W01	Winch Plate	\$135.71
W10	15,000 lb. Winch Package	\$3,314.29
DO1	Deck Over Neck 81" X 96"	\$700.00
RB1	Running Boards	\$171.43
RR1	Rub Rail	\$7.14 ft.
SP1	4 - Additional Stake Pockets	\$24.29
ZP2	Powdura OneCure Primer	\$285.71
CG3	Gray	\$71.43
CW4	White	\$71.43
CR5	Red	\$71.43
CB6	Blue	\$71.43
CG7	Green	\$71.43
CY8	Yellow	\$71.43
CO9	Orange	\$71.43
CA1	OD Army Green	\$71.43
CT2	Coyote Tan	\$71.43
CP0	Pink	\$71.43
CNG	Neon Green	\$71.43



GOOSENECK TILT DECK GRAVITY

w/6" Channel Frame 14,000 Lb



STANDARD SPECIFICATIONS	
GVWR:	14,000 lb
GAWR:	7,000 Lb (ea axle)
Couplers	2 5/16" Adjustable Coupler Round (20,000 lb)
Neck	10" I-Beam (12 lbs/ft)
Safety Chains	18,800 Lb 5/16 x 28 G#70
Jack	1-10K Drop Leg Spring Return
Axles	2-7,000 Lb Cambered Dexter Torsion UP 2 Elec Brake Forward Adjusting
Wheels	16" 8-Hole
Tires	235/80 R16 LRE (w/ spare)
Suspension	Torsion Axle
Frame	6" Channel (8.2 lbs/ft)
Crossmembers	3" Channel 16" OC (3.5 lbs/ft)
Tool Box	Full Width Front Tool Box
Flooring	Treated Wood
Stationary Deck	2' Stationary Deck
Fenders	Weld On Diamond Plate
Lights	LED D.O.T. Stop, Tail, Turn and Clearance
Wire Harness	16 Ga. 5-Way Double Insulated Harness w/7-way plug
Hydraulic Cylinder	3" x 10 w/1.25" Shaft
D-Rings	3" Standard D-Rings
Finishing Coat	Sherwin-Williams Powdura Polyester TGIC Gloss Powder Coating
Finish (prep)	Mechanical and/or Chemical Pretreatment for Maximum Paint Adhesion
Color	Black

STANDARD PRICING

MODEL#	DESCRIPTION	WEIGHT in lbs	MSRP:
GG8118072	81.5" X 18' Gooseneck Tilt Deck Gravity (2' Stationary deck)	4186	\$6,885.71
GG8120072	81.5" X 20' Gooseneck Tilt Deck Gravity (4' Stationary deck)	4370	\$7,071.43
GG8122072	81.5" X 22' Gooseneck Tilt Deck Gravity (6' Stationary deck)	4786	\$7,250.00
GG8124072	81.5" X 24' Gooseneck Tilt Deck Gravity (8' Stationary deck)	5129	\$7,842.86
GG0218072	102" X 18' Gooseneck Tilt Deck Gravity (2' Stationary deck)	4611	\$7,285.71
GG0220072	102" X 20' Gooseneck Tilt Deck Gravity (4' Stationary deck)	4818	\$7,507.14
GG0222072	102" X 22' Gooseneck Tilt Deck Gravity (6' Stationary deck)	5260	\$7,728.57
GG0224072	102" X 24' Gooseneck Tilt Deck Gravity (8' Stationary deck)	5592	\$8,314.29

GOOSENECK TILT DECK GRAVITY

AVAILABLE OPTIONS



CODE	DESCRIPTION	MSRP:
HT2	2 - 7000 Lb Tors Axles (UP)(2 Hyd Brakes)	\$1,364.29
ETC	3 - 7000 Lb Tors Axles (UP)(3 Elec Brakes) Forward Adjusting	\$1,064.29
HT3	3 - 7000 Lb Tors Axles (UP)(3 Hyd. Brakes)	\$3,628.57
A06	ST235/85 R16 LRG 14 Ply.	\$107.14
A20	ST235/80 R16 LRE 10 Ply. w/Chrome Wheels	\$135.71
A14	ST235/85 R16 LRG 14 Ply. w/Chrome Wheels	\$242.86
A15	215-75R-175H-1 Single 17.5" X 6.75", 8 X 6.5 (8k)	\$221.43
A16	ST235/80 R16 LRE 10 Ply. w/Aluminum Wheels	\$185.71
A17	ST235/85 R16 LRG 14 Ply. w/Aluminum Wheels	\$285.71
C15	Gooseneck Coupler 2-5/16" Adjustable Sq.	\$64.29
C50	King Pin Fifth-Wheel Adapter Adjustable Rd.	\$157.14
C51	King Pin Fifth-Wheel Adapter Adjustable Sq.	\$157.14
CR1	Locking Chain Rack (only with stationary deck)	\$107.14
E03	Steel Floor DP	\$27.14 ft.
E05	Rough Oak Floor	\$22.86 ft.
E07	Douglas Fir Wood Floor	\$11.43 ft.
E09	Blackwood Lumber	\$50.00 ft.
F06	Diamond Plate Fenders (removable)	\$64.29
F09	Heavy Duty 10" Fenders (weld-on)	\$171.43
I02	12" Cross-Members	\$15.00 ft.
J05	Jack Spring Loaded Drop Leg 2-10K	\$221.43
J06	Jack Spring Loaded Drop Leg 2-Speed 2-25K	\$564.29
L04	Bolt On Headache Light Bar	\$350.00
L10	LED Single Row Light Bar	\$257.14
L11	LED Dual Row Light Bar	\$357.14
L07	Lighting LED (w/Cold Weather Harness)	\$35.71
L05	Lighting LED (Back Up)	\$135.71
M01	D-Rings 3" Weld On (each)	\$7.14
M50	D-Rings 4" Weld On (each)	\$28.57
M00	D-Rings 4" Recessed 360 Rotational Bolt On	\$28.57
M19	3" Removable D-Rings (each)	\$41.43
M29	4" Removable D-Rings (each)	\$48.57
MF1	Mud Flaps	\$71.43
N01	Raised Neck & Coupler 6"	\$150.00
N02	Raised Neck & Coupler 12"	\$221.43
W01	Winch Plate	\$135.71
W10	15,000 lb. Winch Package	\$3,314.29
DO1	Deck Over Neck 81" X 96"	\$700.00
RB1	Running Boards	\$171.43
RR1	Rub Rail	\$7.14 ft.

SP1	4 - Additional Stake Pockets	\$24.29
ZP2	Powdura OneCure Primer	\$285.71
CG3	Gray	\$71.43
CW4	White	\$71.43
CR5	Red	\$71.43
CB6	Blue	\$71.43
CG7	Green	\$71.43
CY8	Yellow	\$71.43
CO9	Orange	\$71.43
CA1	OD Army Green	\$71.43
CT2	Coyote Tan	\$71.43
CP0	Pink	\$71.43
CNG	Neon Green	\$71.43



GOOSENECK TILT DECK

Power UP/DOWN w/6" Channel Frame 9,990 Lb



STANDARD SPECIFICATIONS	
GVWR:	9,990 lb
GAWR:	5,200 Lb (ea axle)
Couplers	2 5/16" Adjustable Coupler Round (20,000 lb)
Neck	10" I-Beam (12 lbs/ft)
Safety Chains	18,800 Lb 5/16 x 36 G#70
Jack	1-10K Drop Leg Spring Return
Axles	2-5,200 Lb Cambered Dexter Torsion UP 2 Elec Brake Forward Adjusting
Wheels	15" 6-Hole
Tires	225/75 R15 LRD (w/spare)
Suspension	Torsion Axle
Frame	6" Channel (8.2 lbs/ft)
Crossmembers	3" Channel 16" OC (3.5 lbs/ft)
Tool Box	Full Width Front Tool Box
Flooring	Treated Wood
Stationary Deck	2' Stationary Deck
Fenders	Weld On Diamond Plate
Wire Harness	16 Ga. 5-Way Double Insulated Harness w/7-way plug
Hydraulic Cylinder	3" x 10 w/1.25" Shaft
Hydraulic Power Units	Double Acting Power Unit
D-Rings	3" Standard D-Rings
Finishing Coat	Sherwin-Williams Powdura Polyester TGIC Gloss Powder Coating
Finish (prep)	Mechanical and/or Chemical Pretreatment for Maximum Paint Adhesion
Color	Black

STANDARD PRICING

MODEL#	DESCRIPTION	WEIGHT in lbs	MSRP:
GT8118052	81.5" X 18' Gooseneck Tilt Deck Power Up & Down	3849	\$7,085.71
GT8120052	81.5" X 20' Gooseneck Tilt Deck Power Up & Down	4178	\$7,264.29
GT8122052	81.5" X 22' Gooseneck Tilt Deck Power Up & Down	4563	\$7,450.00
GT8124052	81.5" X 24' Gooseneck Tilt Deck Power Up & Down	4882	\$8,042.86
GT0218052	102" X 18' Gooseneck Tilt Deck Power Up & Down	4348	\$7,485.71
GT0220052	102" X 20' Gooseneck Tilt Deck Power Up & Down	4677	\$7,707.14
GT0222052	102" X 22' Gooseneck Tilt Deck Power Up & Down	5062	\$7,921.43
GT0224052	102" X 24' Gooseneck Tilt Deck Power Up & Down	5381	\$8,514.29

GOOSENECK TILT DECK

AVAILABLE OPTIONS



CODE	DESCRIPTION	MSRP:
HT2	2 - 5200 Lb Tors Axles (UP)(2 Hyd Brakes)	\$1,364.29
A05	ST235/80 R16 LRE 10 Ply.	\$57.14
A12	ST225/75 R15 LRD 8 Ply. w/Chrome Wheels	\$107.14
A13	ST235/80 R16 LRE 10 Ply. w/Chrome Wheels	\$164.29
A18	ST225/75 R15 LRD 8 Ply. w/Aluminum Wheels	\$185.71
A19	ST235/80 R16 LRE 10 Ply. w/Aluminum Wheels	\$278.57
C15	Gooseneck Coupler 2-5/16" Adjustable Sq.	\$64.29
C50	King Pin Fifth-Wheel Adapter Adjustable Rd.	\$157.14
C51	King Pin Fifth-Wheel Adapter Adjustable Sq.	\$157.14
CR1	Locking Chain Rack (only with stationary deck)	\$107.14
E03	Steel Floor DP	\$27.14 ft.
E05	Rough Oak Floor	\$22.86 ft.
E07	Douglas Fir Wood Floor	\$11.43 ft.
E09	Blackwood Lumber	\$50.00 ft.
F06	Diamond Plate Fenders (removable)	\$64.29
F09	Heavy Duty 10" Fenders (weld-on)	\$171.43
I02	12" Cross-Members	\$15.00 ft.
J05	Jack Spring Loaded Drop Leg 2-10K	\$221.43
J06	Jack Spring Loaded Drop Leg 2-Speed 2-25K	\$564.29
K02	2' Stationary Deck Tilt	\$0.00
K04	4' Stationary Deck Tilt	\$250.00
K06	6' Stationary Deck Tilt	\$285.71
K08	8' Stationary Deck Tilt	\$321.43
L04	Bolt On Headache Light Bar	\$350.00
L10	LED Single Row Light Bar	\$257.14
L11	LED Dual Row Light Bar	\$357.14
L07	Lighting LED (w/Cold Weather Harness)	\$35.71
L05	Lighting LED (Back Up)	\$135.71
M01	D-Rings 3" Weld On (each)	\$7.14
M50	D-Rings 4" Weld On (each)	\$28.57
M00	D-Rings 4" Recessed 360 Rotational Bolt On	\$28.57
M19	3" Removable D-Rings (each)	\$41.43
M29	4" Removable D-Rings (each)	\$48.57
MF1	Mud Flaps	\$71.43
N01	Raised Neck & Coupler 6"	\$150.00
N02	Raised Neck & Coupler 12"	\$221.43
W01	Winch Plate	\$135.71
W10	15,000 lb. Winch Package	\$3,314.29
DO1	Deck Over Neck 81" X 96"	\$700.00
RB1	Running Boards	\$171.43
RR1	Rub Rail	\$7.14 ft.
SC1	Solar Panel Charger	\$142.86
BC3	10 Amp In-Line 12v BOSS Charging System	\$421.43
RC1	Wireless Remote Double Acting Dump Control	\$178.57

SP1	4 - Additional Stake Pockets	\$24.29
ZP2	Powdura OneCure Primer	\$285.71
CG3	Gray	\$71.43
CW4	White	\$71.43
CR5	Red	\$71.43
CB6	Blue	\$71.43
CG7	Green	\$71.43
CY8	Yellow	\$71.43
CO9	Orange	\$71.43
CA1	OD Army Green	\$71.43
CT2	Coyote Tan	\$71.43
CP0	Pink	\$71.43
CNG	Neon Green	\$71.43



GOOSENECK TILT DECK

POWER UP/DOWN w/6" Channel Frame 14,000 Lb



Photo may be shown with additional options

STANDARD SPECIFICATIONS

GVWR:	14,000 Lb
GAWR:	7,000 Lb (ea axle)
Couplers	2 5/16" Adjustable Coupler Round (20,000 Lb)
Neck	10" I-Beam (12 lbs/ft)
Safety Chains	18,800 Lb 5/16 x 36 G#70
Jack	1-10K Drop Leg Spring Return 2-7,000 Lb Cambered Dexter
Axles	Torsion UP 2 Elec Brake Forward Adjusting
Wheels	16" 8-Hole
Tires	235/80 R16 LRE (w/ spare)
Suspension	Torsion Axle
Frame	6" Channel (8.2 lbs/ft)
Crossmembers	3" Channel 16" OC (3.5 lbs/ft)
Tool Box	Full Width Front Tool Box
Flooring	Treated Wood
Stationary Deck	2' Stationary Deck
Fenders	Weld On Diamond Plate
Lights	LED D.O.T. Stop, Tail, Turn and Clearance
Wire Harness	16 Ga. 5-Way Double Insulated Har- ness w/7-way plug
Hydraulic Cylinder	3" x 10 w/1.25" Shaft
Hydraulic Power Units	Double Acting Power Unit
D-Rings	3" Standard D-Rings
Finishing Coat	Sherwin-Williams Powdura Polyester TGIC Gloss Powder Coating
Finish (prep)	Mechanical and/or Chemical Pretreatment for Maximum Paint Adhesion
Color	Black

STANDARD PRICING

MODEL#	DESCRIPTION	WEIGHT in lbs	MSRP:
GT8118072	81.5" X 18' Gooseneck Tilt Deck Power Up & Down	4149	\$7,435.71
GT8120072	81.5" X 20' Gooseneck Tilt Deck Power Up & Down	4479	\$7,614.29
GT8122072	81.5" X 22' Gooseneck Tilt Deck Power Up & Down	4863	\$7,800.00
GT8124072	81.5" X 24' Gooseneck Tilt Deck Power Up & Down	5182	\$8,385.71
GT0218072	102" X 18' Gooseneck Tilt Deck Power Up & Down	4640	\$7,835.71
GT0220072	102" X 20' Gooseneck Tilt Deck Power Up & Down	4993	\$8,057.14
GT0222072	102" X 22' Gooseneck Tilt Deck Power Up & Down	5346	\$8,271.43
GT0224072	102" X 24' Gooseneck Tilt Deck Power Up & Down	5689	\$8,864.29

GOOSENECK TILT DECK

AVAILABLE OPTIONS



CODE	DESCRIPTION	MSRP:
HT2	2 - 7000 Lb Tors Axles (UP)(2 Hyd Brakes)	\$1,364.29
ETC	3 - 7000 Lb Tors Axles (UP)(3 Elec Brakes) Forward Adjusting	\$1,064.29
HT3	3 - 7000 Lb Tors Axles (UP)(3 Hyd. Brakes)	\$3,628.57
A06	ST235/85 R16 LRG 14 Ply.	\$107.14
A20	ST235/80 R16 LRE 10 Ply. w/Chrome Wheels	\$135.71
A14	ST235/85 R16 LRG 14 Ply. w/Chrome Wheels	\$242.86
A15	215-75R-175H-1 Single 17.5" X 6.75", 8 X 6.5 (8k)	\$221.43
A16	ST235/80 R16 LRE 10 Ply. w/Aluminum Wheels	\$185.71
A17	ST235/85 R16 LRG 14 Ply. w/Aluminum Wheels	\$285.71
C15	Gooseneck Coupler 2-5/16" Adjustable Sq.	\$64.29
C50	King Pin Fifth-Wheel Adapter Adjustable Rd.	\$157.14
C51	King Pin Fifth-Wheel Adapter Adjustable Sq.	\$157.14
CR1	Locking Chain Rack (only with stationary deck)	\$107.14
E03	Steel Floor DP	\$27.14 ft.
E05	Rough Oak Floor	\$22.86 ft.
E07	Douglas Fir Wood Floor	\$11.43 ft.
E09	Blackwood Lumber	\$50.00 ft.
F06	Diamond Plate Fenders (removable)	\$64.29
F09	Heavy Duty 10" Fenders (weld-on)	\$171.43
I02	12" Cross-Members	\$15.00 ft.
J05	Jack Spring Loaded Drop Leg 2-10K	\$221.43
J06	Jack Spring Loaded Drop Leg 2-Speed 2-25K	\$564.29
K02	2' Stationary Deck Tilt	\$0.00
K04	4' Stationary Deck Tilt	\$250.00
K06	6' Stationary Deck Tilt	\$285.71
K08	8' Stationary Deck Tilt	\$321.43
L04	Bolt On Headache Light Bar	\$350.00
L10	LED Single Row Light Bar	\$257.14
L11	LED Dual Row Light Bar	\$357.14
L07	Lighting LED (w/Cold Weather Harness)	\$35.71
L05	Lighting LED (Back Up)	\$135.71
M01	D-Rings 3" Weld On (each)	\$7.14
M50	D-Rings 4" Weld On (each)	\$28.57
M00	D-Rings 4" Recessed 360 Rotational Bolt On	\$28.57
M19	3" Removable D-Rings (each)	\$41.43
M29	4" Removable D-Rings (each)	\$48.57
MF1	Mud Flaps	\$71.43
N01	Raised Neck & Coupler 6"	\$150.00
N02	Raised Neck & Coupler 12"	\$221.43
W01	Winch Plate	\$135.71
W10	15,000 lb. Winch Package	\$3,314.29
DO1	Deck Over Neck 81" X 96"	\$700.00
RB1	Running Boards	\$171.43
RR1	Rub Rail	\$7.14 ft.
SC1	Solar Panel Charger	\$142.86
BC3	10 Amp In-Line 12v BOSS Charging System	\$421.43
RC1	Wireless Remote Double Acting Dump Control	\$178.57

SP1	4 - Additional Stake Pockets	\$24.29
ZP2	Powdura OneCure Primer	\$285.71
CG3	Gray	\$71.43
CW4	White	\$71.43
CR5	Red	\$71.43
CB6	Blue	\$71.43
CG7	Green	\$71.43
CY8	Yellow	\$71.43
CO9	Orange	\$71.43
CA1	OD Army Green	\$71.43
CT2	Coyote Tan	\$71.43
CP0	Pink	\$71.43
CNG	Neon Green	\$71.43



GOOSENECK TILT-N-GO

w/8" I-Beam Frame 9,990 Lb

IMAGE
COMING
SOON

Photo may be shown with additional options

STANDARD SPECIFICATIONS

GVWR:	9,990 lb
GAWR:	5,200 Lb (ea axle)
Couplers	2-5/16" Adjustable
Neck	10" I-Beam (12 lbs/ft)
Safety Chains	18,800 Lb 5/16 x 36 G#70
Jack	1-10K Drop Leg Spring Return
Axles	2-5,200 Lb Cambered Dexter Torsion UP 2 Elec Brake Forward Adjusting
Wheels	15" 6-Hole
Tires	225/75 R15 LRD
Suspension	Torsion Axle
Frame	8" I-Beam (13 lbs/ft)
Crossmembers	3" Channel 16" OC (3.5 lbs/ft)
Tool Box	Full Width Front Tool Box
Flooring	Treated Wood
Fenders	Weld On Diamond Plate
Lights	LED D.O.T. Stop, Tail, Turn and Clearance
Wire Harness	16 Ga. 5-Way Double Insulated Harness w/7-way plug
Hydraulic Cylinder	3" x 10 w/1.25" Shaft
D-Rings	3" Standard D-Rings
Finishing Coat	Sherwin-Williams Powdura Polyester TGIC Gloss Powder Coating
Finish (prep)	Mechanical and/or Chemical Pretreatment for Maximum Paint Adhesion
Color	Black

STANDARD PRICING

MODEL#	DESCRIPTION	WEIGHT in lbs	MSRP:
GN8318052	83" X 18' Gooseneck Tilt-N-Go (16' Deck 2' Stationary Deck)		\$6,521.43
GN8320052	83" X 20' Gooseneck Tilt-N-Go (16' Deck 4' Stationary Deck)		\$6,707.14
GN8322052	83" X 22' Gooseneck Tilt-N-Go (16' Deck 6' Stationary Deck)		\$6,885.71
GN8324052	83" X 24' Gooseneck Tilt-N-Go (16' Deck 8' Stationary Deck)		\$7,800.00

GOOSENECK TILT-N-GO

AVAILABLE OPTIONS



CODE	DESCRIPTION	MSRP:
HT2	2 - 5200 Lb Tors Axles (UP)(2 Hyd Brakes)	\$914.29
A05	ST235/80 R16 LRE 10 Ply.	\$57.14
A12	ST225/75 R15 LRD 8 Ply. w/Chrome Wheels	\$107.14
A13	ST235/80 R16 LRE 10 Ply. w/Chrome Wheels	\$164.29
A18	ST225/75 R15 LRD 8 Ply. w/Aluminum Wheels	\$185.71
A19	ST235/80 R16 LRE 10 Ply. w/Aluminum Wheels	\$278.57
C15	Gooseneck Coupler 2-5/16" Adjustable Sq.	\$64.29
C50	King Pin Fifth-Wheel Adapter Adjustable Rd.	\$157.14
C51	King Pin Fifth-Wheel Adapter Adjustable Sq.	\$157.14
CR1	Locking Chain Rack (only with stationary deck)	\$107.14
E03	Steel Floor DP	\$27.14 ft.
E05	Rough Oak Floor	\$22.86 ft.
E07	Douglas Fir Wood Floor	\$11.43 ft.
E09	Blackwood Lumber	\$50.00 ft.
I02	12" Cross-Members	\$15.00 ft.
J05	Jack Spring Loaded Drop Leg 2-10K	\$221.43
J06	Jack Spring Loaded Drop Leg 2-Speed 2-25K	\$764.29
K00	Power Up Full Tilt Deck (16' only)	\$785.71
K02	Power Up 2' Stationary Deck Tilt (18' only)	\$785.71
K04	Power Up 4' Stationary Deck Tilt (20' only)	\$785.71
K06	Power Up 6' Stationary Deck Tilt (22' only)	\$785.71
K08	Power Up 8' Stationary Deck Tilt (24' only)	\$785.71
L10	LED Single Row Light Bar	\$257.14
L11	LED Dual Row Light Bar	\$357.14
L07	Lighting LED (w/Cold Weather Harness)	\$35.71
L05	Lighting LED (Back Up)	\$135.71
M01	D-Rings 3" Weld On (each)	\$7.14
M50	D-Rings 4" Weld On (each)	\$28.57
M00	D-Rings 4" Recessed 360 Rotational Bolt On	\$28.57
M19	3" Removable D-Rings (each)	\$41.43
M29	4" Removable D-Rings (each)	\$48.57
MF1	Mud Flaps	\$71.43
T00	Tool Tray	\$71.43
T01	Front Tongue Mount Tool Box w/Gas Shock	\$178.57
W01	Winch Plate	\$135.71
W14	12,000 lb. Winch Package	\$1,421.43
W10	15,000 lb. Winch Package	\$3,314.29
DO1	Deck Over Neck 81" X 96"	\$700.00
SC1	Solar Panel Charger	\$142.86
BC3	10 Amp In-Line 12v BOSS Charging System	\$421.43
RC1	Wireless Remote Double Acting Dump Control	\$178.57
SP1	4 - Additional Stake Pockets	\$24.29

ZP2	Powdura OneCure Primer	\$285.71
CG3	Gray	\$71.43
CW4	White	\$71.43
CR5	Red	\$71.43
CB6	Blue	\$71.43
CG7	Green	\$71.43
CY8	Yellow	\$71.43
CO9	Orange	\$71.43
CA1	OD Army Green	\$71.43
CT2	Coyote Tan	\$71.43
CP0	Pink	\$71.43
CNG	Neon Green	\$71.43



GOOSENECK TILT-N-GO

w/8" I-Beam Frame 14,000 Lb

IMAGE
COMING
SOON

Photo may be shown with additional options

STANDARD SPECIFICATIONS

GVWR:	14,000 lb
GAWR:	7,000 Lb (ea axle)
Couplers	2-5/16" Adjustable
Neck	10" I-Beam (12 lbs/ft)
Safety Chains	18,800 Lb 5/16 x 36 G#70
Jack	1-10K Drop Leg Spring Return
Axles	2-7,000 Lb Cambered Dexter Torsion UP 2 Elec Nev-R-Adjust Brakes
Wheels	16" 8-Hole
Tires	235/80 R16 Radial
Suspension	Torsion Axle
Frame	8" I-Beam (13 lbs/ft)
Crossmembers	3" Channel 16" OC (3.5 lbs/ft)
Tool Box	Full Width Front Tool Box
Flooring	Treated Wood
Fenders	Weld On Diamond Plate
Lights	LED D.O.T. Stop, Tail, Turn and Clearance
Wire Harness	16 Ga. 5-Way Double Insulated Harness w/7-way plug
Hydraulic Cylinder	3" x 10 w/1.25" Shaft
D-Rings	3" Standard D-Rings
Finishing Coat	Sherwin-Williams Powdura Polyester TGIC Gloss Powder Coating
Finish (prep)	Mechanical and/or Chemical Pretreatment for Maximum Paint Adhesion
Color	Black

STANDARD PRICING

MODEL#	DESCRIPTION	WEIGHT in lbs	MSRP:
GN8318072	83" X 18' Gooseneck Tilt-N-Go (16' Deck 2' Stationary Deck)		\$6,942.86
GN8320072	83" X 20' Gooseneck Tilt-N-Go (16' Deck 4' Stationary Deck)		\$7,128.57
GN8322072	83" X 22' Gooseneck Tilt-N-Go (16' Deck 6' Stationary Deck)		\$7,307.14
GN8324072	83" X 24' Gooseneck Tilt-N-Go (16' Deck 8' Stationary Deck)		\$7,900.00

GOOSENECK TILT-N-GO

AVAILABLE OPTIONS



CODE	DESCRIPTION	MSRP:
HT2	2 - 7000 Lb Tors Axles (UP)(2 Hyd Brakes)	\$914.29
A06	ST235/85 R16 LRG 14 Ply.	\$107.14
A20	ST235/80 R16 LRE 10 Ply. w/Chrome Wheels	\$135.71
A14	ST235/85 R16 LRG 14 Ply. w/Chrome Wheels	\$242.86
A16	ST235/80 R16 LRE 10 Ply. w/Aluminum Wheels	\$185.71
A17	ST235/85 R16 LRG 14 Ply. w/Aluminum Wheels	\$285.71
C15	Gooseneck Coupler 2-5/16" Adjustable Sq.	\$64.29
C50	King Pin Fifth-Wheel Adapter Adjustable Rd.	\$157.14
C51	King Pin Fifth-Wheel Adapter Adjustable Sq.	\$157.14
CR1	Locking Chain Rack (only with stationary deck)	\$107.14
E03	Steel Floor DP	\$27.14 ft.
E05	Rough Oak Floor	\$22.86 ft.
E07	Douglas Fir Wood Floor	\$11.43 ft.
E09	Blackwood Lumber	\$50.00 ft.
I02	12" Cross-Members	\$15.00 ft.
J05	Jack Spring Loaded Drop Leg 2-10K	\$221.43
J06	Jack Spring Loaded Drop Leg 2-Speed 2-25K	\$764.29
K00	Power Up Full Tilt Deck (16' only)	\$785.71
K02	Power Up 2' Stationary Deck Tilt (18' only)	\$785.71
K04	Power Up 4' Stationary Deck Tilt (20' only)	\$785.71
K06	Power Up 6' Stationary Deck Tilt (22' only)	\$785.71
K08	Power Up 8' Stationary Deck Tilt (24' only)	\$785.71
L10	LED Single Row Light Bar	\$257.14
L11	LED Dual Row Light Bar	\$357.14
L07	Lighting LED (w/Cold Weather Harness)	\$35.71
L05	Lighting LED (Back Up)	\$135.71
M01	D-Rings 3" Weld On (each)	\$7.14
M50	D-Rings 4" Weld On (each)	\$28.57
M00	D-Rings 4" Recessed 360 Rotational Bolt On	\$28.57
M19	3" Removable D-Rings (each)	\$41.43
M29	4" Removable D-Rings (each)	\$48.57
MF1	Mud Flaps	\$71.43
T00	Tool Tray	\$71.43
T01	Front Tongue Mount Tool Box w/Gas Shock	\$178.57
W01	Winch Plate	\$135.71
W14	12,000 lb. Winch Package	\$1,421.43
W10	15,000 lb. Winch Package	\$3,314.29
DO1	Deck Over Neck 81" X 96"	\$700.00
SC1	Solar Panel Charger	\$142.86
BC3	10 Amp In-Line 12v BOSS Charging System	\$421.43
RC1	Wireless Remote Double Acting Dump Control	\$178.57
SP1	4 - Additional Stake Pockets	\$24.29

ZP2	Powdura OneCure Primer	\$285.71
CG3	Gray	\$71.43
CW4	White	\$71.43
CR5	Red	\$71.43
CB6	Blue	\$71.43
CG7	Green	\$71.43
CY8	Yellow	\$71.43
CO9	Orange	\$71.43
CA1	OD Army Green	\$71.43
CT2	Coyote Tan	\$71.43
CP0	Pink	\$71.43
CNG	Neon Green	\$71.43



PINTLE HOOK EQUIPMENT

Tilt Deck w/10" 12 lb I-Beam 14,000 Lb



Photo may be shown with additional options

STANDARD SPECIFICATIONS

GVWR:	14,000 Lb
GAWR:	7,000 Lb (ea axle)
Couplers	2-5/16" Adjustable
Safety Chains	18,800 Lb 5/16 x 36 G#70
Jack	2-10K Drop Leg Spring Return
Axles	2-7,000 Lb Cambered Dexter Spring 2 Elec. Brake Forward Adjusting
Wheels	16" 8-Hole
Tires	235/80 R16 LRE (w/ spare)
Suspension	Multi-Leaf Spring
Tongue Neck	10" I-Beam (12 lbs/ft)
Frame	10" I-Beam (12 lbs/ft)
Deck Frame	6" I-Beam (12 lbs/ft)
Crossmembers	3" Channel 16" OC (3.5 lbs/ft)
Tool Box	Tool box Side Mount LH Side
Flooring	Treated Wood
Lights	LED D.O.T. Stop, Tail, Turn and Clearance
Wire Harness	16 Ga. 5-Way Double Insulated Har- ness w/7-way plug
Hydraulic Cylinder	5" x 15.75 x 2"
Scissor Lift	Scissor Hoist
Hydraulic Power Units	Double Acting Power Unit
Finishing Coat	Sherwin-Williams Powdura Polyester TGIC Gloss Powder Coating
Finish (prep)	Mechanical and/or Chemical Pretreatment for Maximum Paint Adhesion
Color	Black

STANDARD PRICING

MODEL#	DESCRIPTION	WEIGHT in lbs	MSRP:
PE0222072	102" X 22' Pintel Hook Equipment Tilt Deck	5353	\$7,900.00
PE0224072	102" X 24' Pintel Hook Equipment Tilt Deck	5774	\$8,064.29
PE0226072	102" X 26' Pintel Hook Equipment Tilt Deck	6183	\$8,221.43
PE0228072	102" X 28' Gooseneck Equipment Tilt Deck	6592	\$8,671.43
PE0230072	102" X 30' Gooseneck Equipment Tilt Deck	7001	\$8,828.57

PINTLE HOOK EQUIPMENT AVAILABLE OPTIONS



CODE	DESCRIPTION	MSRP:
HS2	2 - 7,000 Lb Axles (2 Hyd Drum Brakes)	\$1,192.86
HS2	2 - 7,000 Lb Axles (2 Hyd Disc Brakes)	\$1,607.14
ETB	2 - 7,000 Lb Tors Axles (DOWN 2 Elec Brakes) Forward Adjusting	\$392.86
HT2	2 - 7,000 Lb Tors Axles (DOWN 2 Hyd Drum Brakes)	\$1,650.00
HT2	2 - 7,000 Lb Tors Axles (DOWN 2 Hyd. Discs Brakes)	\$2,207.14
ESC	3 - 7,000 Lb Axles (3 Elec Brakes) Forward Adjusting	\$1,135.71
HS3	3 - 7,000 Lb Axles (3 Hyd Drum Brakes)	\$2,635.71
HS3	3 - 7,000 Lb Axles (3 Hyd Disc Brakes)	\$3,057.14
ESB	2 - 8,000 Lb Axles (2 Elec Brakes) Forward Adjusting	\$2,850.00
ETB	2 - 8,000 Lb Tors Axles (DOWN 2 Elec Brakes) Forward Adjusting	\$3,235.71
HS2	2 - 8,000 Lb Axles (2 Hyd Disc Brakes)	\$3,992.86
HT2	2 - 8,000 Lb Tors Axles(DOWN)(2 Hyd Drum Brakes)	\$4,378.57
A06	ST235/85 R16 LRG 14 Ply.	\$107.14
A20	ST235/80 R16 LRE 10 Ply. w/Chrome Wheels	\$135.71
A14	ST235/85 R16 LRG 14 Ply. w/Chrome Wheels	\$242.86
A15	215-75R-175H-1 Single 17.5" X 6.75", 8 X 6.5 (8k)	\$221.43
A16	ST235/80 R16 LRE 10 Ply. w/Aluminum Wheels	\$185.71
A17	ST235/85 R16 LRG 14 Ply. w/Aluminum Wheels	\$285.71
C09	Coupler 2-5/16" Adjustable Flat Mount Turtle	\$264.29
C11	Pintle Ring 3" Adjustable 6 Hole	\$50.00
C12	Pintle Ring 3" Adjustable Plate Mount	\$107.14
E03	Steel Floor DP	\$27.14 ft.
E05	Rough Oak Floor	\$22.86 ft.
E07	Douglas Fir Wood Floor	\$11.43 ft.
E09	Blackwood Lumber	\$50.00 ft.
I02	12" Cross-Members	\$15.00 ft.
J06	Jack Spring Loaded Drop Leg 2-Speed 2-25K	\$564.29
J07	Jack Spring Loaded Drop Leg 2-10K Hyd. w/Solar Panel Charger	\$1,421.43
J08	Jack Spring Loaded Drop Leg 2-10K Elec.	\$1,135.71
K02	2' Stationary Deck Over Tilt	\$142.86
K04	4' Stationary Deck Over Tilt	\$142.86
L10	LED Single Row Light Bar	\$257.14
L11	LED Dual Row Light Bar	\$357.14
L07	Lighting LED (w/Cold Weather Harness)	\$35.71
L05	Lighting LED (Back Up)	\$135.71
M01	D-Rings 3" Weld On (each)	\$21.43
M50	D-Rings 4" Weld On (each)	\$28.57
M00	D-Rings 4" Recessed 360 Rotational Bolt On	\$28.57
M19	3" Removable D-Rings (each)	\$41.43
M29	4" Removable D-Rings (each)	\$48.57
SC1	Solar Panel Charger	\$142.86
BC3	10 Amp In-Line 12v BOSS Charging System	\$421.43
T02	Front Mount Tool Box w/Gas Shock	\$171.43
T03	Side Tool Box (LH)	\$321.43
T04	Side Tool Box (RH)	\$321.43

U01	Under Frame Bridge	\$7.14
W01	Winch Plate	\$135.71
W10	15,000 lb. Winch Package	\$3,314.29
EL1	Wet Bolt Kit Equalizer Lubrication	\$35.71
Z01	Ratchets Weld-On Every 5 Ft	\$35.71
Z02	Ratchets Adjustable Every 5 Ft	\$28.57
Z03	Ratchet Track Weld-On	\$14.29
SS1	Second Side Step	\$35.71
SP1	4 - Additional Stake Pockets	\$24.29
ZP2	Powdura OneCure Primer	\$285.71
CG3	Gray	\$71.43
CW4	White	\$71.43
CR5	Red	\$71.43
CB6	Blue	\$71.43
CG7	Green	\$71.43
CY8	Yellow	\$71.43
CO9	Orange	\$71.43
CA1	OD Army Green	\$71.43
CT2	Coyote Tan	\$71.43
CP0	Pink	\$71.43
CNG	Neon Green	\$71.43



PINTLE HOOK EQUIPMENT

Tilt Deck w/12" 19 lb I-Beam 22,000 Lb



Photo may be shown with additional options

STANDARD SPECIFICATIONS

GVWR:	22,000 lb
GAWR:	10,000 lbs (per axle)
Couplers	3" Bolt On Adjustable Pintle Eye (50,000lb)
Safety Chains	26,400 Lb 3/8 x 36 G#70
Jack	2-10K Drop Leg Spring Return
Axles	2-10,000 Lb Dexter Torsion 2 Elec Brake
Wheels	16" 8-Hole Duals
Tires	235/80 R16 LRE (w/ spare)
Suspension	Torsion Axle
Tongue Neck	12" I-Beam (19 lbs/ft)
Frame	12" I-Beam (19 lbs/ft)
Deck Frame	10" I-Beam (12 lbs/ft)
Crossmembers	3" Channel 16" OC (3.5 lbs/ft)
Tool Box	Tool box Side Mount LH Side
Flooring	Treated Wood
Lights	LED D.O.T. Stop, Tail, Turn and Clearance
Wire Harness	16 Ga. 5-Way Double Insulated Harness w/7-way plug
Hydraulic Cylinder	6" x 29" x 2-3/4"
Scissor Lift	Scissor Hoist
Hydraulic Power Units	Double Acting Power Unit
Finishing Coat	Sherwin-Williams Powdura Polyester TGIC Gloss Powder Coating Mechanical and/or Chemical
Finish (prep)	Pretreatment for Maximum Paint Adhesion
Color	Black

STANDARD PRICING

MODEL#	DESCRIPTION	WEIGHT in lbs	MSRP:
PT0226102	102" X 26' Heavy Equipment Pintle Hook Tilt Deck	8141	\$17,700.00
PT0228102	102" X 28' Heavy Equipment Pintle Hook Tilt Deck	8461	\$17,985.71
PT0230102	102" X 30' Heavy Equipment Pintle Hook Tilt Deck	8751	\$18,271.43
PT0232102	102" X 32' Heavy Equipment Pintle Hook Tilt Deck	9099	\$18,550.00
PT0234102	102" X 34' Heavy Equipment Pintle Hook Tilt Deck	9414	\$18,835.71
PT0236102	102" X 36' Heavy Equipment Pintle Hook Tilt Deck	9765	\$19,661.43
PT0238102	102" X 38' Heavy Equipment Pintle Hook Tilt Deck	10058	\$19,970.00
PT0240102	102" X 40' Heavy Equipment Pintle Hook Tilt Deck	11017	\$20,278.57

PINTLE HOOK EQUIPMENT

AVAILABLE OPTIONS



CODE	DESCRIPTION	MSRP:
HT2	2 - 10000 Lb Tors Axles (LEVEL 2 Hyd Brakes)	\$1,235.71
ET3	3 - 10000 Lb Tors Axles (LEVEL 3 Elec Brakes)	\$2,941.43
HT3	3 - 10000 Lb Tors Axles (LEVEL 3 Hyd Brakes)	\$3,464.29
A06	ST235/85 R16 LRG 14 Ply.	\$107.14
A21	ST215/75 R17.5 LRH (Dual)	\$1,928.57
B07	I-Beam Frame 12" 22lb	\$7.14
C09	Coupler 2-5/16" Adjustable Flat Mount Turtle	\$178.57
E03	Steel Floor DP	\$27.14 ft.
E05	Rough Oak Floor	\$22.86 ft.
E07	Douglas Fir Wood Floor	\$11.43 ft.
E09	Blackwood Lumber	\$50.00 ft.
I02	12" Cross-Members	\$15.00 ft.
J06	Jack Spring Loaded Drop Leg 2-Speed 2-25K	\$564.29
J07	Jack Spring Loaded Drop Leg 2-10K Hyd. w/Solar Panel Charger	\$1,421.43
J08	Jack Spring Loaded Drop Leg 2-10K Elec.	\$1,135.71
K04	4' Stationary Deck Over Tilt	\$142.86
K06	6' Stationary Deck Over Tilt	\$142.86
K08	8' Stationary Deck Over Tilt	\$142.86
K10	10' Stationary Deck Over Tilt	\$142.86
K12	12' Stationary Deck Over Tilt	\$214.29
K14	14' Stationary Deck Over Tilt	\$214.29
K16	16' Stationary Deck Over Tilt	\$214.29
K18	18' Stationary Deck Over Tilt	\$214.29
L10	LED Single Row Light Bar	\$257.14
L11	LED Dual Row Light Bar	\$357.14
L07	Lighting LED (w/Cold Weather Harness)	\$35.71
L05	Lighting LED (Back Up)	\$135.71
M01	D-Rings 3" Weld On (each)	\$21.43
M50	D-Rings 4" Weld On (each)	\$28.57
M00	D-Rings 4" Recessed 360 Rotational Bolt On	\$28.57
M19	3" Removable D-Rings (each)	\$41.43
M29	4" Removable D-Rings (each)	\$48.57
SC1	Solar Panel Charger	\$142.86
BC3	10 Amp In-Line 12v BOSS Charging System	\$421.43
R10	18" in Floor Roller	\$392.86
T02	Front Mount Tool Box w/Gas Shock	\$171.43
T03	Side Tool Box (LH)	\$321.43
T04	Side Tool Box (RH)	\$321.43
U01	Under Frame Bridge	\$7.14 ft.
U02	Pipe Bridge (Standard on 36'+)	\$11.43 ft.
W01	Winch Plate	\$135.71
W02	1/2" Plate for Winch	\$185.71
W10	15,000 lb. Winch Package	\$3,314.29
W11	1/2" Plate w/15,000 lb. Winch Package	\$3,457.14
Y01	Spread Axles 6"	\$121.43
Y02	Spread Axles 72"	\$92.86
Y10	Hutch Suspension	\$1,141.43
Z01	Ratchets Weld-On Every 5 Ft	\$35.71
Z02	Ratchets Adjustable Every 5 Ft	\$28.57
Z03	Ratchet Track Weld-On	\$14.29
SS1	Second Side Step	\$35.71

SP1	4 - Additional Stake Pockets	\$24.29
ZP2	Powdura OneCure Primer	\$285.71
CG3	Gray	\$71.43
CW4	White	\$71.43
CR5	Red	\$71.43
CB6	Blue	\$71.43
CG7	Green	\$71.43
CY8	Yellow	\$71.43
CO9	Orange	\$71.43
CA1	OD Army Green	\$71.43
CT2	Coyote Tan	\$71.43
CP0	Pink	\$71.43
CNG	Neon Green	\$71.43



GOOSENECK EQUIPMENT

Tilt Deck w/10" 12 lb I-Beam 14,000 Lb



STANDARD SPECIFICATIONS	
GVWR:	14,000 Lb
GAWR:	7,000 Lb (ea axle)
Couplers	2 5/16" Adjustable Coupler Round (20,000 lb)
Neck	10" I-Beam (12 lbs/ft)
Safety Chains	18,800 Lb 5/16 x 36 G#70
Jack	2-10K Drop Leg Spring Return
Axles	2-7,000 Lb Cambered Dexter Spring 2 Elec. Brake Forward Adjusting
Wheels	16" 8-Hole
Tires	235/80 R16 LRE (w/ spare)
Suspension	Multi-Leaf Spring
Frame	10" I-Beam (12 lbs/ft)
Deck Frame	6" I-Beam (12 lbs/ft)
Crossmembers	3" Channel 16" OC (3.5 lbs/ft)
Tool Box	Full Width Front Tool Box
Flooring	Treated Wood
Lights	LED D.O.T. Stop, Tail, Turn and Clearance
Wire Harness	16 Ga. 5-Way Double Insulated Harness w/7-way plug
Hydraulic Cylinder	5" x 15.75 x 2"
Scissor Lift	Scissor Hoist
Hydraulic Power Units	Double Acting Power Unit
Finishing Coat	Sherwin-Williams Powdura Polyester TGIC Gloss Powder Coating
Finish (prep)	Mechanical and/or Chemical Pretreatment for Maximum Paint Adhesion
Color	Black

STANDARD PRICING

MODEL#	DESCRIPTION	WEIGHT in lbs	MSRP:
GE0222072	102" X 22' Gooseneck Equipment Tilt Deck	5940	\$8,328.57
GE0224072	102" X 24' Gooseneck Equipment Tilt Deck	6159	\$8,492.86
GE0226072	102" X 26' Gooseneck Equipment Tilt Deck	6518	\$8,650.00
GE0228072	102" X 28' Gooseneck Equipment Tilt Deck	6877	\$9,100.00
GE0230072	102" X 30' Gooseneck Equipment Tilt Deck	7236	\$9,257.14

GOOSENECK EQUIPMENT AVAILABLE OPTIONS



CODE	DESCRIPTION	MSRP:
HS2	2 - 7,000 Lb Axles (2 Hyd Drum Brakes)	\$1,192.86
HS2	2 - 7,000 Lb Axles (2 Hyd Disc Brakes)	\$1,607.14
ETB	2 - 7,000 Lb Tors Axles (DOWN 2 Elec Brakes) Forward Adjusting	\$392.86
HT2	2 - 7,000 Lb Tors Axles (DOWN 2 Hyd Drum Brakes)	\$1,650.00
HT2	2 - 7,000 Lb Tors Axles (DOWN 2 Hyd. Discs Brakes)	\$2,207.14
ESC	3 - 7,000 Lb Axles (3 Elec Brakes) Forward Adjusting	\$1,135.71
HS3	3 - 7,000 Lb Axles (3 Hyd Drum Brakes)	\$2,635.71
HS3	3 - 7,000 Lb Axles (3 Hyd Disc Brakes)	\$3,057.14
ESB	2 - 8,000 Lb Axles (2 Elec Brakes) Forward Adjusting	\$2,850.00
ETB	2 - 8,000 Lb Tors Axles (DOWN 2 Elec Brakes) Forward Adjusting	\$3,235.71
HS2	2 - 8,000 Lb Axles (2 Hyd Disc Brakes)	\$3,992.86
HT2	2 - 8,000 Lb Tors Axles(DOWN)(2 Hyd Drum Brakes)	\$4,378.57
A06	ST235/85 R16 LRG 14 Ply.	\$107.14
A20	ST235/80 R16 LRE 10 Ply. w/Chrome Wheels	\$135.71
A14	ST235/85 R16 LRG 14 Ply. w/Chrome Wheels	\$242.86
A15	215-75R-175H-1 Single 17.5" X 6.75", 8 X 6.5 (8k)	\$221.43
A16	ST235/80 R16 LRE 10 Ply. w/Aluminum Wheels	\$185.71
A17	ST235/85 R16 LRG 14 Ply. w/Aluminum Wheels	\$285.71
C15	Gooseneck Coupler 2-5/16" Adjustable Sq.	\$64.29
C50	King Pin Fifth-Wheel Adapter Adjustable Rd.	\$157.14
C51	King Pin Fifth-Wheel Adapter Adjustable Sq.	\$157.14
N01	Raised Neck & Coupler 6"	\$150.00
N02	Raised Neck & Coupler 12"	\$221.43
E03	Steel Floor DP	\$27.14 ft.
E05	Rough Oak Floor	\$22.86 ft.
E07	Douglas Fir Wood Floor	\$11.43 ft.
E09	Blackwood Lumber	\$50.00 ft.
I02	12" Cross-Members	\$15.00 ft.
J06	Jack Spring Loaded Drop Leg 2-Speed 2-25K	\$564.29
J07	Jack Spring Loaded Drop Leg 2-10K Hyd. w/Solar Panel Charger	\$1,421.43
J08	Jack Spring Loaded Drop Leg 2-10K Elec.	\$1,135.71
K02	2' Stationary Deck Over Tilt	\$142.86
K04	4' Stationary Deck Over Tilt	\$142.86
L04	Bolt On Headache Light Bar	\$350.00
L10	LED Single Row Light Bar	\$257.14
L11	LED Dual Row Light Bar	\$357.14
L07	Lighting LED (w/Cold Weather Harness)	\$35.71
L05	Lighting LED (Back Up)	\$135.71
M01	D-Rings 3" Weld On (each)	\$21.43
M50	D-Rings 4" Weld On (each)	\$28.57
M00	D-Rings 4" Recessed 360 Rotational Bolt On	\$28.57
M19	3" Removable D-Rings (each)	\$41.43
M29	4" Removable D-Rings (each)	\$48.57
SC1	Solar Panel Charger	\$142.86
BC3	10 Amp In-Line 12v BOSS Charging System	\$421.43
T03	Side Tool Box (LH)	\$321.43
T04	Side Tool Box (RH)	\$321.43
U01	Under Frame Bridge	\$7.14
W01	Winch Plate	\$135.71

W10	15,000 lb. Winch Package	\$3,314.29
EL1	Wet Bolt Kit Equalizer Lubrication	\$35.71
Z01	Ratchets Weld-On Every 5 Ft	\$35.71
Z02	Ratchets Adjustable Every 5 Ft	\$28.57
Z03	Ratchet Track Weld-On	\$14.29
DO1	Deck Over Neck 102" X 96"	\$700.00
SS1	Second Side Step	\$35.71
SP1	4 - Additional Stake Pockets	\$24.29
ZP2	Powdura OneCure Primer	\$285.71
CG3	Gray	\$71.43
CW4	White	\$71.43
CR5	Red	\$71.43
CB6	Blue	\$71.43
CG7	Green	\$71.43
CY8	Yellow	\$71.43
CO9	Orange	\$71.43
CA1	OD Army Green	\$71.43
CT2	Coyote Tan	\$71.43
CP0	Pink	\$71.43
CNG	Neon Green	\$71.43



GOOSENECK EQUIPMENT

Tilt Deck w/12" 19 lb I-Beam 22,000 Lb



STANDARD SPECIFICATIONS	
GVWR:	22,000 lb
GAWR:	10,000 lbs (per axle)
Couplers	2 5/16" Adjustable Coupler Round (25,000 lb)
Neck	12" I-Beam (19 lbs/ft)
Safety Chains	26,400 Lb 3/8 x 36 G#70
Jack	2-10K Drop Leg Spring Return
Axles	2-10,000 Lb Dexter Torsion 2 Elec Brake
Wheels	16" 8-Hole Duals
Tires	235/80 R16 LRE (w/ spare)
Suspension	Torsion Axle
Frame	12" I-Beam (19 lbs/ft)
Deck Frame	10" I-Beam (12 lbs/ft)
Crossmembers	3" Channel 16" OC (3.5 lbs/ft)
Tool Box	Full Width Front Tool Box
Flooring	Treated Wood
Lights	LED D.O.T. Stop, Tail, Turn and Clearance
Wire Harness	16 Ga. 5-Way Double Insulated Harness w/7-way plug
Hydraulic Cylinder	6" x 29" x 2-3/4"
Scissor Lift	Scissor Left
Hydraulic Power Units	Double Acting Power Unit
Finishing Coat	Sherwin-Williams Powdura Polyester TGIC Gloss Powder Coating
Finish (prep)	Mechanical and/or Chemical Pretreatment for Maximum Paint Adhesion
Color	Black

STANDARD PRICING

MODEL#	DESCRIPTION	WEIGHT in lbs	MSRP:
GT0226102	102" X 26' Heavy Equipment Gooseneck Tilt Deck	8854	\$18,214.29
GT0228102	102" X 28' Heavy Equipment Gooseneck Tilt Deck	9174	\$18,500.00
GT0230102	102" X 30' Heavy Equipment Gooseneck Tilt Deck	9494	\$18,785.71
GT0232102	102" X 32' Heavy Equipment Gooseneck Tilt Deck	9813	\$19,064.29
GT0234102	102" X 34' Heavy Equipment Gooseneck Tilt Deck	10166	\$19,350.00
GT0236102	102" X 36' Heavy Equipment Gooseneck Tilt Deck	10518	\$20,175.71
GT0238102	102" X 38' Heavy Equipment Gooseneck Tilt Deck	10811	\$20,484.29
GT0240102	102" X 40' Heavy Equipment Gooseneck Tilt Deck	11104	\$20,792.86

GOOSENECK EQUIPMENT

AVAILABLE OPTIONS



CODE	DESCRIPTION	MSRP:
HT2	2 - 10000 Lb Tors Axles (LEVEL 2 Hyd Brakes)	\$1,235.71
ET3	3 - 10000 Lb Tors Axles (LEVEL 3 Elec Brakes)	\$2,941.43
HT3	3 - 10000 Lb Tors Axles (LEVEL 3 Hyd Brakes)	\$3,464.29
A06	ST235/85 R16 LRG 14 Ply.	\$107.14
A21	ST215/75 R17.5 LRH (Dual)	\$1,928.57
B07	I-Beam Frame 12" 22lb	\$7.14
C15	Gooseneck Coupler 2-5/16" Adjustable Sq.	\$64.29
C50	King Pin Fifth-Wheel Adapter Adjustable Rd.	\$157.14
C51	King Pin Fifth-Wheel Adapter Adjustable Sq.	\$157.14
CR1	Locking Chain Rack (only with stationary deck)	\$107.14
N01	Raised Neck & Coupler 6"	\$150.00
N02	Raised Neck & Coupler 12"	\$221.43
E03	Steel Floor DP	\$27.14 ft.
E05	Rough Oak Floor	\$22.86 ft.
E07	Douglas Fir Wood Floor	\$11.43 ft.
E09	Blackwood Lumber	\$50.00 ft.
I02	12" Cross-Members	\$15.00 ft.
J06	Jack Spring Loaded Drop Leg 2-Speed 2-25K	\$564.29
J07	Jack Spring Loaded Drop Leg 2-10K Hyd. w/Solar Panel Charger	\$1,421.43
J08	Jack Spring Loaded Drop Leg 2-10K Elec.	\$1,135.71
K04	4' Stationary Deck Over Tilt	\$142.86
K06	6' Stationary Deck Over Tilt	\$142.86
K08	8' Stationary Deck Over Tilt	\$142.86
K10	10' Stationary Deck Over Tilt	\$142.86
K12	12' Stationary Deck Over Tilt	\$214.29
K14	14' Stationary Deck Over Tilt	\$214.29
K16	16' Stationary Deck Over Tilt	\$214.29
K18	18' Stationary Deck Over Tilt	\$214.29
L04	Bolt On Headache Light Bar	\$350.00
L10	LED Single Row Light Bar	\$257.14
L11	LED Dual Row Light Bar	\$357.14
L07	Lighting LED (w/Cold Weather Harness)	\$35.71
L05	Lighting LED (Back Up)	\$135.71
M01	D-Rings 3" Weld On (each)	\$21.43
M50	D-Rings 4" Weld On (each)	\$28.57
M00	D-Rings 4" Recessed 360 Rotational Bolt On	\$28.57
M19	3" Removable D-Rings (each)	\$41.43
M29	4" Removable D-Rings (each)	\$48.57
SC1	Solar Panel Charger	\$142.86
BC3	10 Amp In-Line 12v BOSS Charging System	\$421.43
R10	18" in Floor Roller	\$392.86
T03	Side Tool Box (LH)	\$321.43
T04	Side Tool Box (RH)	\$321.43
U01	Under Frame Bridge	\$7.14 ft.
U02	Pipe Bridge (Standard on 36'+)	\$11.43 ft.
W01	Winch Plate	\$135.71
W02	1/2" Plate for Winch	\$185.71
W10	15,000 lb. Winch Package	\$3,314.29
W11	1/2" Plate w/15,000 lb. Winch Package	\$3,457.14
Z01	Ratchets Weld-On Every 5 Ft	\$35.71
Z02	Ratchets Adjustable Every 5 Ft	\$28.57

Z03	Ratchet Track Weld-On	\$14.29
DO1	Deck Over Neck 102" X 96"	\$700.00
SS1	Second Side Step	\$35.71
SP1	4 - Additional Stake Pockets	\$24.29
ZP2	Powdura OneCure Primer	\$285.71
CG3	Gray	\$71.43
CW4	White	\$71.43
CR5	Red	\$71.43
CB6	Blue	\$71.43
CG7	Green	\$71.43
CY8	Yellow	\$71.43
CO9	Orange	\$71.43
CA1	OD Army Green	\$71.43
CT2	Coyote Tan	\$71.43
CP0	Pink	\$71.43
CNG	Neon Green	\$71.43



SINGLE AXLE DUMP w/4" Channel Frame 5,200 Lb



Photo may be shown with additional options

STANDARD SPECIFICATIONS

GVWR:	5,200 lb
GAWR:	5,200 Lb (ea axle)
Couplers	2" A-Frame 7,000 Lb
Safety Chains	5,200 Lb 1/4 x 27 G#30
Jack	Dropleg 7,000 Lb
Axles	1-5,200 Lb Cambered Dexter Spring 1 Elec. Brake Forward Adjusting
Wheels	15" 6-Hole
Tires	225/75 R15 LRD
Suspension	Multi-Leaf Spring
Tongue Neck	4" Channel (4.5 lbs/ft)
Frame	4" Channel (4.5 lbs/ft)
Frame Bed Frame	2" x 4" Tubing
Side Rails	10 Ga. 18" High Sides
Crossmembers	4" Channel (4.5 lbs/ft)
Bed Crossmembers	3" Channel (3.5 lbs/ft)
Tool Box	Front Tongue Mount
Flooring	10 Ga. Smooth Plate
Fenders	Weld On Diamond Plate
Gate	3-Way Spreader Gate
Lights	LED D.O.T. Stop, Tail, Turn and Clearance
Wire Harness	16 Ga. 5-Way Double Insulated Har- ness w/7-way plug
Hydraulic Cylinder	3" x 24" x 1.5" with Scissor Hoist
Hydraulic Power Units	Single Acting Power Unit
Finishing Coat	Sherwin-Williams Powdura Polyester TGIC Gloss Powder Coating
Finish (prep)	Mechanical and/or Chemical Pretreatment for Maximum Paint Adhesion
Tarp	E-Z Lock Mesh Tarp System with Cover
Color	Black

STANDARD PRICING

MODEL#	DESCRIPTION	WEIGHT in lbs	MSRP:
DS4808051	48" X 8' Single Axle Dump	1641	\$4,092.86
DS6008051	60" X 8' Single Axle Dump	1826	\$4,328.57
DS6010051	60" X 10' Single Axle Dump	2017	\$4,514.29

SINGLE AXLE DUMP AVAILABLE OPTIONS



CODE	DESCRIPTION	MSRP:
HS1	1 - 5200 Lb Axles (1 Hyd Brake)	\$871.43
C03	Coupler 2" A-Frame Cast Hyd.	\$0.00
C04	Coupler 2" Adjustable 4 Hole	\$64.29
C07	Coupler 2-5/16" Adjustable 4 Hole	\$64.29
C11	Pintle Ring 3" Adjustable 6 Hole	\$64.29
G51	5' Spreader Gate	\$107.14
H01	Side Mount Ramps 58" (dump)	\$157.14
L07	Lighting LED (w/Cold Weather Harness)	\$35.71
L05	Lighting LED (Back Up)	\$135.71
M01	D-Rings 3" Weld On (each)	\$21.43
M50	D-Rings 4" Weld On (each)	\$28.57
M00	D-Rings 4" Recessed 360 Rotational Bolt On	\$28.57
X01	Exp. Metal Extensions 24"	\$535.71
X02	Solid Metal Extensions 24"	\$592.86
V01	Telescopic Cylinder	\$500.00
SC1	Solar Panel Charger	\$142.86
BC3	10 Amp In-Line 12v BOSS Charging System	\$421.43
RC1	Wireless Remote Double Acting Dump Control	\$178.57
RS2	2 - Rear Support Stands (Tube)	\$128.57
STG	Spare Tire ST225/75 R15 LRD 8 Ply. 6-Hole Silver Mod	\$128.57
TM1	Spare Tire Mount	\$42.86
TM2	Removable Spare Tire Mount	\$57.14
ZP2	Powdura OneCure Primer	\$285.71
CG3	Gray	\$71.43
CW4	White	\$71.43
CR5	Red	\$71.43
CB6	Blue	\$71.43
CG7	Green	\$71.43
CY8	Yellow	\$71.43
CO9	Orange	\$71.43
CA1	OD Army Green	\$71.43
CT2	Coyote Tan	\$71.43
CP0	Pink	\$71.43
CNG	Neon Green	\$71.43



TANDEM AXLE DUMP

w/4" Channel Frame 7,000 Lb



Photo may be shown with additional options

STANDARD SPECIFICATIONS

GVWR:	7,000 lb
GAWR:	3,500 Lb (ea axle)
Couplers	2" A-Frame 7,000 Lb
Safety Chains	5,200 Lb 1/4 x 27 G#30
Jack	Dropleg 7,000 Lb
Axles	2-3,500 Lb Cambered Dexter Spring 2 Elec. Brake Forward Adjusting
Wheels	15" 5-Hole
Tires	205/75 R15 LRC
Suspension	Multi-Leaf Spring
Tongue Neck	4" Channel (4.5 lbs/ft)
Frame	4" Channel (4.5 lbs/ft)
Frame Bed Frame	2" x 4" Tubing
Side Rails	10 Ga. 18" High Sides
Crossmembers	5" Channel (6.7 lbs/ft)
Bed Crossmembers	3" Channel (3.5 lbs/ft)
Tool Box	Front Tongue Mount
Flooring	10 Ga. Smooth Plate
Fenders	Weld On Diamond Plate
Gate	3-Way Spreader Gate
Lights	LED D.O.T. Stop, Tail, Turn and Clearance
Wire Harness	16 Ga. 5-Way Double Insulated Har- ness w/7-way plug
Hydraulic Cylinder	3" x 24" x 1.5" with Scissor Hoist
Hydraulic Power Units	Single Acting Power Unit
Finishing Coat	Sherwin-Williams Powdura Polyester TGIC Gloss Powder Coating
Finish (prep)	Mechanical and/or Chemical Pretreatment for Maximum Paint Adhesion
Tarp	E-Z Lock Mesh Tarp System with Cover
Color	Black

STANDARD PRICING

MODEL#	DESCRIPTION	WEIGHT in lbs	MSRP:
DT6010032	60" X 10' Tandem Axle Dump	2177	\$5,100.00
DT7210032	72" X 10' Tandem Axle Dump	2543	\$5,521.43
DT8310032	83" X 10' Tandem Axle Dump	2784	\$5,857.14

TANDEM AXLE DUMP AVAILABLE OPTIONS



CODE	DESCRIPTION	MSRP:
HS2	2 - 3,500 Lb Axles (2 Hyd Brake)	\$735.71
A04	ST225/75 R15 LRD 8 Ply.	\$57.14
C03	Coupler 2" A-Frame Cast Hyd.	\$0.00
C04	Coupler 2" Adjustable 4 Hole	\$64.29
C07	Coupler 2-5/16" Adjustable 4 Hole	\$64.29
C11	Pintle Ring 3" Adjustable 6 Hole	\$64.29
G51	5' Spreader Gate	\$135.71
G55	Grain Chute	\$214.29
H01	Side Mount Ramps 58" (dump)	\$157.14
J04	Jack Spring Loaded Drop Leg 1-10K	\$100.00
L07	Lighting LED (w/Cold Weather Harness)	\$35.71
L05	Lighting LED (Back Up)	\$135.71
M01	D-Rings 3" Weld On (each)	\$21.43
M50	D-Rings 4" Weld On (each)	\$28.57
M00	D-Rings 4" Recessed 360 Rotational Bolt On	\$28.57
X01	Exp. Metal Extensions 24"	\$535.71
X02	Solid Metal Extensions 24"	\$592.86
V01	Telescopic Cylinder	\$500.00
SC1	Solar Panel Charger	\$142.86
BC3	10 Amp In-Line 12v BOSS Charging System	\$421.43
RC1	Wireless Remote Double Acting Dump Control	\$178.57
RS2	2 - Rear Support Stands (Tube)	\$128.57
STC	Spare Tire ST205/75 R15 LRC 8 Ply. 5-Hole	\$107.14
STE	Spare Tire ST225/75 R15 LRD 8 Ply. 5-Hole	\$114.29
TM1	Spare Tire Mount	\$42.86
TM2	Removable Spare Tire Mount	\$57.14
ZP2	Powdura OneCure Primer	\$285.71
CG3	Gray	\$71.43
CW4	White	\$71.43
CR5	Red	\$71.43
CB6	Blue	\$71.43
CG7	Green	\$71.43
CY8	Yellow	\$71.43
CO9	Orange	\$71.43
CA1	OD Army Green	\$71.43
CT2	Coyote Tan	\$71.43
CP0	Pink	\$71.43
CNG	Neon Green	\$71.43



TANDEM AXLE DUMP

w/6" Channel Frame 9,990 Lb



Photo may be shown with additional options

STANDARD SPECIFICATIONS

GVWR:	9,990 lb
GAWR:	5,200 Lb (ea axle)
Couplers	2-5/16" Adjustable
Safety Chains	12,600 Lb 1/4 x 28 G#70
Jack	Dropleg 7,000 Lb
Axles	2-5,200 Lb Cambered Dexter Spring 2 Elec. Brake Forward Adjusting
Wheels	16" 6-Hole Silver Mod
Tires	235/80 R16 LRE
Suspension	Multi-Leaf Spring
Tongue_Neck	6" Channel (8.2 lbs/ft)(Less Than 80" Wide Have 5" Channel (6.7 lbs/ft)
Frame	6" Channel (8.2 lbs/ft)(Less Than 80" Wide Have 5" Channel (6.7 lbs/ft)
Frame Bed Frame	2" x 6" Tubing (Less Than 80" Wide Have 2" x 4" Tubing
Side Rails	10 Ga. 24" High Sides
Crossmembers	5" Channel (6.7 lbs/ft)
Bed Crossmembers	3" Channel (3.5 lbs/ft)
Tool Box	Front Tongue Mount
Flooring	10 Ga. Smooth Plate
Fenders	Weld On Diamond Plate
Gate	3-Way Spreader Gate
Lights	LED D.O.T. Stop, Tail, Turn and Clearance
Wire Harness	16 Ga. 5-Way Double Insulated Har- ness w/7-way plug
Hydraulic Cylinder	5" x 30" x 2" with Scissor Hoist
Hydraulic Power Units	Double Acting Power Unit
Finishing Coat	Sherwin-Williams Powdura Polyester TGIC Gloss Powder Coating
Finish (prep)	Mechanical and/or Chemical Pretreatment for Maximum Paint Adhesion
Tarp	E-Z Lock Mesh Tarp System with Cover
Color	Black

STANDARD PRICING

MODEL#	DESCRIPTION	WEIGHT in lbs	MSRP:
DT6010052	60" X 10' Tandem Axle Dump	2017	\$6,428.57
DT7210052	72" X 10' Tandem Axle Dump	2930	\$6,850.00
DT7212052	72" X 12' Tandem Axle Dump	3080	\$6,964.29
DT8310052	83" X 10' Tandem Axle Dump	3537	\$7,214.29
DT8312052	83" X 12' Tandem Axle Dump	3688	\$7,328.57
DT8314052	83" X 14' Tandem Axle Dump	4105	\$7,814.29
DT8316052	83" X 16' Tandem Axle Dump	4369	\$8,292.86
DT8010052	80" X 10' Tandem Axle Dump	3592	\$7,314.29
DT8012052	80" X 12' Tandem Axle Dump	3743	\$7,428.57
DT8014052	80" X 14' Tandem Axle Dump	4160	\$7,914.29
DT8016052	80" X 16' Tandem Axle Dump	4424	\$8,400.00

TANDEM AXLE DUMP AVAILABLE OPTIONS



CODE	DESCRIPTION	MSRP:
HS2	2 - 5200 Lb Axles (2 Hyd Brakes)	\$850.00
EDB	2 - 5200 Lb Drop Axles (2 Elec Brakes) Forward Adjusting	\$100.00
HD2	2 - 5200 Lb Drop Axles (2 Hyd Brakes)	\$1,035.71
ETB	2 - 5200 Lb Tors Axles (LEVEL)(2 Elec Brakes) Forward Adjusting	\$328.57
HT2	2 - 5200 Lb Tors Axles (LEVEL)(2 Hyd Brakes)	\$1,235.71
A05	ST235/80 R16 LRE 10 Ply.	\$57.14
A12	ST225/75 R15 LRD 8 Ply. w/Chrome Wheels	\$107.14
A13	ST235/80 R16 LRE 10 Ply. w/Chrome Wheels	\$164.29
A18	ST225/75 R15 LRD 8 Ply. w/Aluminum Wheels	\$185.71
A19	ST235/80 R16 LRE 10 Ply. w/Aluminum Wheels	\$278.57
C08	Coupler 2-5/16" Adjustable Hyd.	\$0.00
C11	Pintle Ring 3" Adjustable 6 Hole	\$0.00
S03	36" Dump Sides	\$578.57
S02	48" Dump Sides	\$578.57
S05	King Size Bed (24" Flared Sides)	\$421.43
FH1	Fork Holders	\$250.00
G51	5' Spreader Gate	\$135.71
G53	18" 3 Way Spreader Gate (60" & 72" wide only)	\$71.43
G55	Grain Chute	\$214.29
H01	Side Mount Ramps 58" (dump) only on 60" & 72" wide	\$157.14
H05	Slide-IN Ramps 6' x 16" (dump) only on 80" & 83" wide	\$250.00
J04	Jack Spring Loaded Drop Leg 1-10K	\$100.00
J05	Jack Spring Loaded Drop Leg 2-10K	\$207.14
J09	Jack Spring Loaded Drop Leg 1-10K Elec.	\$1,014.29
L07	Lighting LED (w/Cold Weather Harness)	\$35.71
L05	Lighting LED (Back Up)	\$135.71
M01	D-Rings 3" Weld On (each)	\$21.43
M50	D-Rings 4" Weld On (each)	\$28.57
M00	D-Rings 4" Recessed 360 Rotational Bolt On	\$28.57
V01	Telescopic Cylinder	\$500.00
V06	Scissor Hoist w/Gas Power Hydraulic System	\$2,571.43
V03	Scissor Hoist w/3-Way Pump	\$228.57
X01	Exp. Metal Extensions 24"	\$535.71
X02	Solid Metal Extensions 24"	\$592.86
SC1	Solar Panel Charger	\$142.86
BC3	10 Amp In-Line 12v BOSS Charging System	\$421.43
RC1	Wireless Remote Double Acting Dump Control	\$178.57
RS2	2 - Rear Support Stands (Tube)	\$128.57
STH	Spare Tire ST235/80 R16 LRE 10 Ply. 6 Hole Silver Mod	\$200.00
STX	Spare Tire ST235/85 R16 LRG 14 Ply. 6 Hole Silver Mod	\$257.14
TM1	Spare Tire Mount	\$42.86
TM2	Removable Spare Tire Mount	\$57.14
ZP2	Powdura OneCure Primer	\$285.71
CG3	Gray	\$71.43
CW4	White	\$71.43
CR5	Red	\$71.43
CB6	Blue	\$71.43
CG7	Green	\$71.43
CY8	Yellow	\$71.43
CO9	Orange	\$71.43
CA1	OD Army Green	\$71.43
CT2	Coyote Tan	\$71.43
CP0	Pink	\$71.43
CNG	Neon Green	\$71.43



TANDEM AXLE DUMP

w/6" Channel Frame 14,000 Lb



Photo may be shown with additional options

STANDARD SPECIFICATIONS

GVWR:	14,000 Lb
GAWR:	7,000 Lb (ea axle)
Couplers	2-5/16" Adjustable
Safety Chains	18,800 Lb 5/16 x 28 G#70
Jack	Dropleg 7,000 Lb
Axles	2-7,000 Lb Cambered Dexter Spring 2 Elec. Brake Forward Adjusting
Wheels	16" 8-Hole
Tires	235/80 R16 LRE
Suspension	Multi-Leaf Spring
Tongue Neck	6" Channel (8.2 lbs/ft)
Frame	6" Channel (8.2 lbs/ft)
Frame Bed Frame	2" x 6" Tubing
Side Rails	10 Ga. 24" High Sides
Crossmembers	5" Channel (6.7 lbs/ft)
Bed Crossmembers	3" Channel (3.5 lbs/ft)
Tool Box	Front Tongue Mount
Flooring	10 Ga. Smooth Plate
Fenders	Weld On Diamond Plate
Gate	3-Way Spreader Gate
Lights	LED D.O.T. Stop, Tail, Turn and Clearance
Wire Harness	16 Ga. 5-Way Double Insulated Har- ness w/7-way plug
Hydraulic Cylinder	5" x 15.75 x 2" with Scissor Hoist
Hydraulic Power Units	Double Acting Power Unit
Finishing Coat	Sherwin-Williams Powdura Polyester TGIC Gloss Powder Coating
Finish (prep)	Mechanical and/or Chemical Pretreatment for Maximum Paint Adhesion
Tarp	E-Z Lock Mesh Tarp System with Cover
Color	Black

STANDARD PRICING

MODEL#	DESCRIPTION	WEIGHT in lbs	MSRP:
DT7210072	72" X 10' Tandem Axle Dump		\$7,285.71
DT7212072	72" X 12' Tandem Axle Dump		\$7,400.00
DT8310072	83" X 10' Tandem Axle Dump	3649	\$7,428.57
DT8312072	83" X 12' Tandem Axle Dump	3799	\$7,550.00
DT8314072	83" X 14' Tandem Axle Dump	4217	\$8,028.57
DT8316072	83" X 16' Tandem Axle Dump	4476	\$8,514.29
DT8010072	80" X 10' Tandem Axle Dump	3704	\$7,564.29
DT8012072	80" X 12' Tandem Axle Dump	3854	\$7,678.57
DT8014072	80" X 14' Tandem Axle Dump	4272	\$8,164.29
DT8016072	80" X 16' Tandem Axle Dump	4531	\$8,642.86

TANDEM AXLE DUMP AVAILABLE OPTIONS



CODE	DESCRIPTION	MSRP:
HS2	2 - 7,000 Lb Axles (2 Hyd Drum Brakes)	\$814.29
EDB	2 - 7,000 Lb Drop Axles (2 Elec Brakes) Forward Adjusting	\$128.57
HD2	2 - 7,000 Lb Drop Axles (2 Hyd Drum Brakes)	\$1,021.43
ETB	2 - 7,000 Lb Tors Axles (LEVEL 2 Elec Brakes) Forward Adjusting	\$542.86
HT2	2 - 7,000 Lb Tors Axles (LEVEL)(2 Hyd Drum Brakes)	\$1,450.00
ESC	3 - 7,000 Lb Axles (3 Elec Brakes) Forward Adjusting	\$1,135.71
HS3	3 - 7,000 Lb Axles (3 Hyd Drum Brakes)	\$2,707.14
EDC	3 - 7,000 Lb Drop Axles (3 Elec Brakes) Forward Adjusting	\$1,264.29
HD3	3 - 7,000 Lb Drop Axles (3 Hyd Drum Brakes)	\$2,664.29
ETC	3 - 7,000 Lb Tors Axles (LEVEL)(3 Elec Brakes) Forward Adjusting	\$1,550.00
HT3	3 - 7,000 Lb Tors Axles (LEVEL)(3 Hyd Drum Brakes)	\$3,171.43
A06	ST235/85 R16 LRG 14 Ply.	\$107.14
A20	ST235/80 R16 LRE 10 Ply. w/Chrome Wheels	\$135.71
A14	ST235/85 R16 LRG 14 Ply. w/Chrome Wheels	\$242.86
A15	215-75R-175H-1 Single 17.5" X 6.75", 8 X 6.5 (8k)	\$221.43
A16	ST235/80 R16 LRE 10 Ply. w/Aluminum Wheels	\$185.71
A17	ST235/85 R16 LRG 14 Ply. w/Aluminum Wheels	\$285.71
C08	Coupler 2-5/16" Adjustable Hyd.	\$0.00
C09	Coupler 2-5/16" Adjustable Flat Mount Turtle	\$321.43
C11	Pintle Ring 3" Adjustable 6 Hole	\$0.00
FH1	Fork Holders	\$250.00
S03	36" Dump Sides	\$578.57
S02	48" Dump Sides	\$721.43
S05	King Size Bed (24" Flared Sides)	\$421.43
G51	5' Spreader Gate	\$135.71
G55	Grain Chute	\$214.29
G56	6' Hydraulic Dump Gate 14' +	\$2,135.71
G57	24" 3 Way Flared Gate	\$0.00
H05	Slide-IN Ramps 6' x 16" (dump)	\$250.00
H07	Slide-IN Ramps 16" x 96" (16' Only)	\$435.71
J04	Jack Spring Loaded Drop Leg 1-10K	\$100.00
J05	Jack Spring Loaded Drop Leg 2-10K	\$207.14
L07	Lighting LED (w/Cold Weather Harness)	\$35.71
L05	Lighting LED (Back Up)	\$135.71
M01	D-Rings 3" Weld On (each)	\$21.43
M50	D-Rings 4" Weld On (each)	\$28.57
M00	D-Rings 4" Recessed 360 Rotational Bolt On	\$28.57
V01	Telescopic Cylinder	\$500.00
V06	Scissor Hoist w/Gas Power Hydraulic System	\$2,571.43
V03	Scissor Hoist w/3-Way Pump	\$228.57
X01	Exp. Metal Extensions 24"	\$535.71
X02	Solid Metal Extensions 24"	\$592.86
SC1	Solar Panel Charger	\$142.86
BC3	10 Amp In-Line 12v BOSS Charging System	\$421.43
RC1	Wireless Remote Double Acting Dump Control	\$178.57
EL1	Wet Bolt Kit Equalizer Lubrication	\$35.71
RS2	2 - Rear Support Stands (Tube)	\$128.57
STI	Spare Tire ST235/80 R16 LRE 10 Ply. 8 Hole Silver Mod	\$200.00
STK	Spare Tire ST235/85 R16 LRG 14 Ply. 8 Hole Silver Mod	\$257.14

STP	Spare Tire ST235/80 R16 LRE 10 Ply. 8 Hole Aluminum Wheels	\$328.57
STQ	Spare Tire ST235/85 R16 LRG 14 Ply. 8 Hole Aluminum Wheels	\$492.86
STS	Spare Tire ST235/80 R16 LRE 10 Ply. 8 Hole Chrome Wheels	\$328.57
STU	Spare Tire ST235/85 R16 LRG 14 Ply. 8 Hole Chrome Wheels	\$400.00
STT	Spare Tire 215-75R-175H-1 Single 17.5" X 6.75", 8 X 6.5	\$328.57
TM1	Spare Tire Mount	\$42.86
TM2	Removable Spare Tire Mount	\$57.14
ZP2	Powdura OneCure Primer	\$285.71
CG3	Gray	\$71.43
CW4	White	\$71.43
CR5	Red	\$71.43
CB6	Blue	\$71.43
CG7	Green	\$71.43
CY8	Yellow	\$71.43
CO9	Orange	\$71.43
CA1	OD Army Green	\$71.43
CT2	Coyote Tan	\$71.43
CP0	Pink	\$71.43
CNG	Neon Green	\$71.43



TANDEM AXLE LOW-PRO DUMP

w/6" I-Beam Frame 14,000 Lb



STANDARD SPECIFICATIONS	
GVWR:	14,000 lb
GAWR:	7,000 Lb (ea axle)
Couplers	2-5/16" Adjustable
Safety Chains	18,800 Lb 5/16 x 28 G#70
Jack	Dropleg 7,000 Lb
Axles	2-7,000 Lb Drop Cambered Dexter Spring 2 Elec Brake Forward Adjusting
Wheels	16" 8-Hole
Tires	235/80 R16 LRE
Suspension	Multi-Leaf Spring
Tongue_Neck	6" I-Beam (12 lbs/ft)
Frame	6" I-Beam (12 lbs/ft)
Frame Bed Frame	2" x 6" Tubing
Side Rails	10 Ga. 24" High Sides
Crossmembers	5" Channel (6.7 lbs/ft)
Bed Crossmembers	3" Channel (3.5 lbs/ft)
Tool Box	Front Tongue Mount
Flooring	10 Ga. Smooth Plate
Fenders	Weld On Diamond Plate
Gate	3-Way Spreader Gate
Lights	LED D.O.T. Stop, Tail, Turn and Clearance
Wire Harness	16 Ga. 5-Way Double Insulated Harness w/7-way plug
Hydraulic Cylinder	5" x 15.75 x 2"
Scissor Lift	Scissor Lift
Hydraulic Power Units	Double Acting Power Unit
Finishing Coat	Sherwin-Williams Powdura Polyester TGIC Gloss Powder Coating
Finish (prep)	Mechanical and/or Chemical Pretreatment for Maximum Paint Adhesion
Tarp	E-Z Lock Mesh Tarp System with Cover
Color	Black

STANDARD PRICING

MODEL#	DESCRIPTION	WEIGHT in lbs	MSRP:
DV8312072	83" X 12' Tandem Axle Dump	3660	\$7,700.00
DV8314072	83" X 14' Tandem Axle Dump	4025	\$8,321.43
DV8316072	83" X 16' Tandem Axle Dump	4292	\$8,807.14

TANDEM AXLE LOW-PRO DUMP

AVAILABLE OPTIONS



CODE	DESCRIPTION	MSRP:
HD2	2 - 7,000 Lb Drop Axles (2 Hyd Drum Brakes)	\$878.57
ETB	2 - 7,000 Lb Tors Axles (UP 2 Elec Brakes) Forward Adjusting	\$421.43
HT2	2 - 7,000 Lb Tors Axles (UP)(2 Hyd Drum Brakes)	\$1,307.14
EDC	3 - 7,000 Lb Drop Axles (3 Elec Brakes) Forward Adjusting	\$1,135.71
HD3	3 - 7,000 Lb Drop Axles (3 Hyd Drum Brakes)	\$2,164.29
ETC	3 - 7,000 Lb Tors Axles (UP 3 Elec Brakes) Forward Adjusting	\$1,492.86
HT3	3 - 7,000 Lb Tors Axles (UP)(3 Hyd Drum Brakes)	\$2,671.43
A06	ST235/85 R16 LRG 14 Ply.	\$107.14
A20	ST235/80 R16 LRE 10 Ply. w/Chrome Wheels	\$135.71
A14	ST235/85 R16 LRG 14 Ply. w/Chrome Wheels	\$242.86
A15	215-75R-175H-1 Single 17.5" X 6.75", 8 X 6.5 (8k)	\$221.43
A16	ST235/80 R16 LRE 10 Ply. w/Aluminum Wheels	\$185.71
A17	ST235/85 R16 LRG 14 Ply. w/Aluminum Wheels	\$285.71
C08	Coupler 2-5/16" Adjustable Hyd.	\$0.00
C11	Pintle Ring 3" Adjustable 6 Hole	\$0.00
S03	36" Dump Sides	\$578.57
S02	48" Dump Sides	\$721.43
FH1	Fork Holders	\$250.00
G51	5' Spreader Gate	\$135.71
G55	Grain Chute	\$214.29
G56	6' Hydraulic Dump Gate 14' +	\$2,135.71
H05	Slide-IN Ramps 6' x 16" (dump)	\$250.00
J04	Jack Spring Loaded Drop Leg 1-10K	\$100.00
J05	Jack Spring Loaded Drop Leg 2-10K	\$207.14
L07	Lighting LED (w/Cold Weather Harness)	\$35.71
L05	Lighting LED (Back Up)	\$135.71
M01	D-Rings 3" Weld On (each)	\$21.43
M50	D-Rings 4" Weld On (each)	\$28.57
M00	D-Rings 4" Recessed 360 Rotational Bolt On	\$28.57
V01	Telescopic Cylinder	\$500.00
V06	Scissor Hoist w/Gas Power Hydraulic System	\$2,571.43
V03	Scissor Hoist w/3-Way Pump	\$228.57
X01	Exp. Metal Extensions 24"	\$535.71
X02	Solid Metal Extensions 24"	\$592.86
SC1	Solar Panel Charger	\$142.86
BC3	10 Amp In-Line 12v BOSS Charging System	\$421.43
RC1	Wireless Remote Double Acting Dump Control	\$178.57
EL1	Wet Bolt Kit Equalizer Lubrication	\$35.71
RS2	2 - Rear Support Stands (Tube)	\$128.57
STI	Spare Tire ST235/80 R16 LRE 10 Ply. 8 Hole Silver Mod	\$200.00
STK	Spare Tire ST235/85 R16 LRG 14 Ply. 8 Hole Silver Mod	\$257.14
STP	Spare Tire ST235/80 R16 LRE 10 Ply. 8 Hole Aluminum Wheels	\$328.57
STQ	Spare Tire ST235/85 R16 LRG 14 Ply. 8 Hole Aluminum Wheels	\$492.86
STS	Spare Tire ST235/80 R16 LRE 10 Ply. 8 Hole Chrome Wheels	\$328.57
STU	Spare Tire ST235/85 R16 LRG 14 Ply. 8 Hole Chrome Wheels	\$400.00
STT	Spare Tire 215-75R-175H-1 Single 17.5" X 6.75", 8 X 6.5	\$328.57
TM1	Spare Tire Mount	\$42.86
TM2	Removable Spare Tire Mount	\$57.14

ZP2	Powdura OneCure Primer	\$285.71
CG3	Gray	\$71.43
CW4	White	\$71.43
CR5	Red	\$71.43
CB6	Blue	\$71.43
CG7	Green	\$71.43
CY8	Yellow	\$71.43
CO9	Orange	\$71.43
CA1	OD Army Green	\$71.43
CT2	Coyote Tan	\$71.43
CP0	Pink	\$71.43
CNG	Neon Green	\$71.43



TANDEM AXLE DUMP

w/10" 12 lb I-Beam Frame 14,000 Lb



STANDARD SPECIFICATIONS	
GVWR:	14,000 lb
GAWR:	7,000 Lb (ea axle)
Couplers	2-5/16" Adjustable
Safety Chains	18,800 Lb 5/16 x 28 G#70
Jack	Dropleg 7,000 Lb
Axles	2-7,000 Lb Cambered Dexter Spring 2 Elec. Brake Forward Adjusting
Wheels	16" 8-Hole
Tires	235/80 R16 LRE
Suspension	Multi-Leaf Spring
Tongue_Neck	10" I-Beam (12 lbs/ft)
Frame	10" I-Beam (12 lbs/ft)
Frame Bed Frame	2" x 6" Tubing
Side Rails	10 Ga. 18" High Sides
Crossmembers	4" Channel (4.5 lbs/ft)
Bed Crossmembers	3" Channel (3.5 lbs/ft)
Tool Box	Front Tongue Mount
Flooring	10 Ga. Smooth Plate
Gate	3-Way Spreader Gate
Lights	LED D.O.T. Stop, Tail, Turn and Clearance
Wire Harness	16 Ga. 5-Way Double Insulated Har- ness w/7-way plug
Hydraulic Cylinder	5" x 15.75 x 2"
Scissor Lift	Scissor Lift
Hydraulic Power Units	Double Acting Power Unit
Finishing Coat	Sherwin-Williams Powdura Polyester TGIC Gloss Powder Coating
Finish (prep)	Mechanical and/or Chemical Pretreatment for Maximum Paint Adhesion
Tarp	E-Z Lock Mesh Tarp System with Cover
Color	Black

STANDARD PRICING

MODEL#	DESCRIPTION	WEIGHT in lbs	MSRP:
DT9612072	96" X 12' Tandem Axle Dump	3686	\$7,578.57
DT9614072	96" X 14' Tandem Axle Dump	3991	\$8,078.57
DT9616072	96" X 16' Tandem Axle Dump	4296	\$8,335.71

TANDEM AXLE DUMP AVAILABLE OPTIONS



CODE	DESCRIPTION	MSRP:
HS2	2 - 7,000 Lb Axles (2 Hyd Drum Brakes)	\$1,264.29
HS2	2 - 7,000 Lb Axles (2 Hyd Disc Brakes)	\$1,464.29
ETB	2 - 7,000 Lb Tors Axles (DOWN) 2 Elec Brakes Forward Adjusting	\$564.29
HT2	2 - 7,000 Lb Tors Axles (DOWN)(2 Hyd Drum Brakes)	\$2,207.14
HT2	2 - 7,000 Lb Tors Axles (DOWN)(2 Hyd. Disc Brakes)	\$4,207.14
ESB	2 - 8,000 Lb Axles (2 Elec Brakes) Forward Adjusting	\$2,850.00
ETB	2 - 8,000 Lb Tors Axles (DOWN) 2 Elec Brakes Forward Adjusting	\$3,235.71
HS2	2 - 8,000 Lb Axles (2 Hyd Disc Brakes)	\$3,992.86
HT2	2 - 8,000 Lb Tors Axles(DOWN)(2 Hyd Drum Brakes)	\$4,378.57
ESC	3 - 7,000 Lb Axles (3 Elec Brakes) Forward Adjusting	\$1,135.71
HS3	3 - 7,000 Lb Dexter Spring Axles (3 Hyd Disc Brakes)	\$2,707.14
A06	ST235/85 R16 LRG 14 Ply.	\$107.14
A20	ST235/80 R16 LRE 10 Ply. w/Chrome Wheels	\$135.71
A14	ST235/85 R16 LRG 14 Ply. w/Chrome Wheels	\$242.86
A15	215-75R-175H-1 Single 17.5" X 6.75", 8 X 6.5 (8k)	\$221.43
A16	ST235/80 R16 LRE 10 Ply. w/Aluminum Wheels	\$185.71
A17	ST235/85 R16 LRG 14 Ply. w/Aluminum Wheels	\$285.71
C11	Pintle Ring 3" Adjustable 6 Hole	\$0.00
G55	Grain Chute	\$214.29
H05	Slide-IN Ramps 80" x 16" (dump)	\$250.00
H07	Slide-IN Ramps 16" x 96" (16' Only)	\$435.71
J04	Jack Spring Loaded Drop Leg 1-10K	\$100.00
J05	Jack Spring Loaded Drop Leg 2-10K	\$207.14
L07	Lighting LED (w/Cold Weather Harness)	\$35.71
L05	Lighting LED (Back Up)	\$135.71
M01	D-Rings 3" Weld On (each)	\$21.43
M50	D-Rings 4" Weld On (each)	\$28.57
M00	D-Rings 4" Recessed 360 Rotational Bolt On	\$28.57
V01	Telescopic Cylinder	\$500.00
V06	Scissor Hoist w/Gas Power Hydraulic System	\$2,571.43
V03	Scissor Hoist w/3-Way Pump	\$228.57
SC1	Solar Panel Charger	\$142.86
BC3	10 Amp In-Line 12v BOSS Charging System	\$421.43
RC1	Wireless Remote Double Acting Dump Control	\$178.57
EL1	Wet Bolt Kit Equalizer Lubrication	\$35.71
STI	Spare Tire ST235/80 R16 LRE 10 Ply. 8 Hole Silver Mod	\$200.00
STK	Spare Tire ST235/85 R16 LRG 14 Ply. 8 Hole Silver Mod	\$257.14
STP	Spare Tire ST235/80 R16 LRE 10 Ply. 8 Hole Aluminum Wheels	\$328.57
STQ	Spare Tire ST235/85 R16 LRG 14 Ply. 8 Hole Aluminum Wheels	\$492.86
STS	Spare Tire ST235/80 R16 LRE 10 Ply. 8 Hole Chrome Wheels	\$328.57
STU	Spare Tire ST235/85 R16 LRG 14 Ply. 8 Hole Chrome Wheels	\$400.00
STT	Spare Tire 215-75R-175H-1 Single 17.5" X 6.75", 8 X 6.5	\$328.57
TM1	Spare Tire Mount	\$42.86
TM2	Removable Spare Tire Mount	\$57.14

ZP2	Powdura OneCure Primer	\$285.71
CG3	Gray	\$71.43
CW4	White	\$71.43
CR5	Red	\$71.43
CB6	Blue	\$71.43
CG7	Green	\$71.43
CY8	Yellow	\$71.43
CO9	Orange	\$71.43
CA1	OD Army Green	\$71.43
CT2	Coyote Tan	\$71.43
CP0	Pink	\$71.43
CNG	Neon Green	\$71.43



GOOSENECK DUMP

w/6" Channel Frame 9,990 Lb



Photo may be shown with additional options

STANDARD SPECIFICATIONS

GVWR:	9,990 lb
GAWR:	5,200 Lb (ea axle)
Couplers	2 5/16" Adjustable Coupler Round (20,000 lb)
Neck	10" I-Beam (12 lbs/ft)
Safety Chains	18,800 Lb 5/16 x 36 G#70
Jack	1-10K Drop Leg Spring Return
Axles	2-5,200 Lb Cambered Dexter Spring 2 Elec. Brake Forward Adjusting
Wheels	16" 6-Hole Silver Mod
Tires	235/80 R16 LRE (w/ spare)
Suspension	Multi-Leaf Spring
Frame	6" Channel (8.2 lbs/ft)
Frame Bed Frame	2" x 6" Tubing
Side Rails	10 Ga. 24" High Sides
Crossmembers	5" Channel (6.7 lbs/ft)
Bed Crossmembers	3" Channel (3.5 lbs/ft)
Tool Box	Full Width Front Tool Box
Flooring	10 Ga. Smooth Plate
Fenders	Weld On Diamond Plate
Gate	3-Way Spreader Gate
Lights	LED D.O.T. Stop, Tail, Turn and Clearance
Wire Harness	16 Ga. 5-Way Double Insulated Harness w/7-way plug
Hydraulic Cylinder	5" x 30" x 2" with Scissor Hoist
Hydraulic Power Units	Double Acting Power Unit
Finishing Coat	Sherwin-Williams Powdura Polyester TGIC Gloss Powder Coating Mechanical and/or Chemical
Finish (prep)	Pretreatment for Maximum Paint Adhesion
Tarp	E-Z Lock Mesh Tarp System with Cover
Color	Black

STANDARD PRICING

MODEL#	DESCRIPTION	WEIGHT in lbs	MSRP:
GD8310052	83" X 10' Tandem Axle Gooseneck Dump	4162	\$8,235.71
GD8312052	83" X 12' Tandem Axle Gooseneck Dump	4443	\$8,350.00
GD8314052	83" X 14' Tandem Axle Gooseneck Dump	4728	\$8,835.71
GD8316052	83" X 16' Tandem Axle Gooseneck Dump	4987	\$9,314.29
GD8010052	80" X 10' Tandem Axle Gooseneck Dump	4217	\$8,364.29
GD8012052	80" X 12' Tandem Axle Gooseneck Dump	4498	\$8,478.57
GD8014052	80" X 14' Tandem Axle Gooseneck Dump	4783	\$8,964.29
GD8016052	80" X 16' Tandem Axle Gooseneck Dump	5042	\$9,442.86

GOOSENECK DUMP AVAILABLE OPTIONS



CODE	DESCRIPTION	MSRP:
EDB	2 - 5200 Lb Drop Axles (2 Elec Brakes) Forward Adjusting	\$100.00
HS2	2 - 5200 Lb Axles (2 Hyd Brakes)	\$1,300.00
HD2	2 - 5200 Lb Drop Axles (2 Hyd Brakes)	\$1,385.71
A05	ST235/80 R16 LRE 10 Ply.	\$57.14
A12	ST225/75 R15 LRD 8 Ply. w/Chrome Wheels	\$107.14
A13	ST235/80 R16 LRE 10 Ply. w/Chrome Wheels	\$164.29
A18	ST225/75 R15 LRD 8 Ply. w/Aluminum Wheels	\$185.71
A19	ST235/80 R16 LRE 10 Ply. w/Aluminum Wheels	\$278.57
C15	Gooseneck Coupler 2-5/16" Adjustable Sq.	\$64.29
C50	King Pin Fifth-Wheel Adapter Adjustable Rd.	\$157.14
C51	King Pin Fifth-Wheel Adapter Adjustable Sq.	\$157.14
S03	36" Dump Sides	\$578.57
S02	48" Dump Sides	\$721.43
S05	King Size Bed (24" Flared Sides)	\$421.43
FH1	Fork Holders	\$250.00
G51	5' Spreader Gate	\$135.71
G55	Grain Chute	\$214.29
H05	Slide-IN Ramps 80" x 16" (dump)	\$250.00
J05	Jack Spring Loaded Drop Leg 2-10K	\$221.43
L04	Bolt On Headache Light Bar	\$350.00
L10	LED Single Row Light Bar	\$257.14
L11	LED Dual Row Light Bar	\$357.14
L07	Lighting LED (w/Cold Weather Harness)	\$35.71
L05	Lighting LED (Back Up)	\$135.71
M01	D-Rings 3" Weld On (each)	\$21.43
M50	D-Rings 4" Weld On (each)	\$28.57
M00	D-Rings 4" Recessed 360 Rotational Bolt On	\$28.57
N01	Raised Neck & Coupler 6"	\$150.00
N02	Raised Neck & Coupler 12"	\$221.43
V01	Telescopic Cylinder	\$500.00
V03	Scissor Hoist w/3-Way Pump	\$228.57
V06	Scissor Hoist w/Gas Power Hydraulic System	\$2,571.43
X01	Exp. Metal Extensions 24"	\$535.71
X02	Solid Metal Extensions 24"	\$592.86
SC1	Solar Panel Charger	\$142.86
BC3	10 Amp In-Line 12v BOSS Charging System	\$421.43
RC1	Wireless Remote Double Acting Dump Control	\$178.57
RS2	2 - Rear Support Stands (Tube)	\$128.57
ZP2	Powdura OneCure Primer	\$285.71
CG3	Gray	\$71.43
CW4	White	\$71.43
CR5	Red	\$71.43
CB6	Blue	\$71.43
CG7	Green	\$71.43
CY8	Yellow	\$71.43
CO9	Orange	\$71.43
CA1	OD Army Green	\$71.43
CT2	Coyote Tan	\$71.43
CP0	Pink	\$71.43
CNG	Neon Green	\$71.43



GOOSENECK DUMP

w/6" Channel Frame 14,000 Lb



Photo may be shown with additional options

STANDARD SPECIFICATIONS

GVWR:	14,000 lb
GAWR:	7,000 Lb (ea axle)
Couplers	2 5/16" Adjustable Coupler Round (20,000 lb)
Neck	10" I-Beam (12 lbs/ft)
Safety Chains	18,800 Lb 5/16 x 36 G#70
Jack	1-10K Drop Leg Spring Return
Axles	2-7,000 Lb Cambered Dexter Spring 2 Elec. Brake Forward Adjusting
Wheels	16" 8-Hole
Tires	235/80 R16 LRE (w/ spare)
Suspension	Multi-Leaf Spring
Frame	6" Channel (8.2 lbs/ft)
Frame Bed Frame	2" x 6" Tubing
Side Rails	10 Ga. 24" High Sides
Crossmembers	5" Channel (6.7 lbs/ft)
Bed Crossmembers	3" Channel (3.5 lbs/ft)
Tool Box	Full Width Front Tool Box
Flooring	10 Ga. Smooth Plate
Fenders	Weld On Diamond Plate
Gate	3-Way Spreader Gate
Lights	LED D.O.T. Stop, Tail, Turn and Clearance
Wire Harness	16 Ga. 5-Way Double Insulated Harness w/7-way plug
Hydraulic Cylinder	5" x 15.75 x 2"
Scissor Lift	Scissor Lift
Hydraulic Power Units	Double Acting Power Unit
Finishing Coat	Sherwin-Williams Powdura Polyester TGIC Gloss Powder Coating
Finish (prep)	Mechanical and/or Chemical Pretreatment for Maximum Paint Adhesion
Tarp	E-Z Lock Mesh Tarp System with Cover
Color	Black

STANDARD PRICING

MODEL#	DESCRIPTION	WEIGHT in lbs	MSRP:
GD8310072	83" X 10' Tandem Axle Gooseneck Dump	4269	\$8,450.00
GD8312072	83" X 12' Tandem Axle Gooseneck Dump	4550	\$8,571.43
GD8314072	83" X 14' Tandem Axle Gooseneck Dump	4853	\$9,050.00
GD8316072	83" X 16' Tandem Axle Gooseneck Dump	5701	\$9,535.71
GD8010072	80" X 10' Tandem Axle Gooseneck Dump	4324	\$8,585.71
GD8012072	80" X 12' Tandem Axle Gooseneck Dump	4605	\$8,700.00
GD8014072	80" X 14' Tandem Axle Gooseneck Dump	4898	\$9,185.71
GD8016072	80" X 16' Tandem Axle Gooseneck Dump	5756	\$9,664.29

GOOSENECK DUMP AVAILABLE OPTIONS



CODE	DESCRIPTION	MSRP:
HS2	2 - 7,000 Lb Axles (2 Hyd Drum Brakes)	\$1,264.29
EDB	2 - 7,000 Lb Drop Axles (2 Elec Brakes) Forward Adjusting	\$128.57
HD2	2 - 7,000 Lb Drop Axles (2 Hyd Drum Brakes)	\$1,471.43
ETB	2 - 7,000 Lb Tors Axles (LEVEL)(2 Elec Brakes) Forward Adjusting	\$542.86
HT2	2 - 7,000 Lb Tors Axles (LEVEL) (2 Hyd Drum Brakes)	\$1,900.00
ESC	3 - 7,000 Lb Axles (3 Elec Brakes) Forward Adjusting	\$1,135.71
HS3	3 - 7,000 Lb Axles (3 Hyd Drum Brakes)	\$2,707.14
EDC	3 - 7,000 Lb Drop Axles (3 Elec Brakes) Forward Adjusting	\$1,264.29
HD3	3 - 7,000 Lb Drop Axles (3 Hyd Drum Brakes)	\$2,664.29
ETC	3 - 7,000 Lb Tors Axles (LEVEL)(3 Elec Brakes) Forward Adjusting	\$1,550.00
HT3	3 - 7,000 Lb Tors Axles (LEVEL) (3 Hyd Drum Brakes)	\$3,171.43
A06	ST235/85 R16 LRG 14 Ply.	\$107.14
A20	ST235/80 R16 LRE 10 Ply. w/Chrome Wheels	\$135.71
A14	ST235/85 R16 LRG 14 Ply. w/Chrome Wheels	\$242.86
A15	215-75R-175H-1 Single 17.5" X 6.75", 8 X 6.5 (8k)	\$221.43
A16	ST235/80 R16 LRE 10 Ply. w/Aluminum Wheels	\$185.71
A17	ST235/85 R16 LRG 14 Ply. w/Aluminum Wheels	\$285.71
C15	Gooseneck Coupler 2-5/16" Adjustable Sq.	\$64.29
C50	King Pin Fifth-Wheel Adapter Adjustable Rd.	\$157.14
C51	King Pin Fifth-Wheel Adapter Adjustable Sq.	\$157.14
S03	36" Dump Sides	\$578.57
S02	48" Dump Sides	\$721.43
S05	King Size Bed (24" Flared Sides)	\$421.43
FH1	Fork Holders	\$250.00
G51	5' Spreader Gate	\$135.71
G55	Grain Chute	\$214.29
G56	6' Hydraulic Dump Gate 14' +	\$2,135.71
H05	Slide-IN Ramps 80" x 16" (dump)	\$250.00
J05	Jack Spring Loaded Drop Leg 2-10K	\$221.43
J07	Jack Spring Loaded Drop Leg 2-10K Hyd. w/Solar Panel Charger	\$1,421.43
L04	Bolt On Headache Light Bar	\$350.00
L10	LED Single Row Light Bar	\$257.14
L11	LED Dual Row Light Bar	\$357.14
L07	Lighting LED (w/Cold Weather Harness)	\$35.71
L05	Lighting LED (Back Up)	\$135.71
M01	D-Rings 3" Weld On (each)	\$21.43
M50	D-Rings 4" Weld On (each)	\$28.57
M00	D-Rings 4" Recessed 360 Rotational Bolt On	\$28.57
N01	Raised Neck & Coupler 6"	\$150.00
N02	Raised Neck & Coupler 12"	\$221.43
V01	Telescopic Cylinder	\$500.00
V03	Scissor Hoist w/3-Way Pump	\$228.57
V06	Scissor Hoist w/Gas Power Hydraulic System	\$2,571.43
X01	Exp. Metal Extensions 24"	\$535.71
X02	Solid Metal Extensions 24"	\$592.86
SC1	Solar Panel Charger	\$142.86

BC3	10 Amp In-Line 12v BOSS Charging System	\$421.43
RC1	Wireless Remote Double Acting Dump Control	\$178.57
EL1	Wet Bolt Kit Equalizer Lubrication	\$35.71
RS2	2 - Rear Support Stands (Tube)	\$128.57
ZP2	Powdura OneCure Primer	\$285.71
CG3	Gray	\$71.43
CW4	White	\$71.43
CR5	Red	\$71.43
CB6	Blue	\$71.43
CG7	Green	\$71.43
CY8	Yellow	\$71.43
CO9	Orange	\$71.43
CA1	OD Army Green	\$71.43
CT2	Coyote Tan	\$71.43
CP0	Pink	\$71.43
CNG	Neon Green	\$71.43



GOOSENECK Drop-N-Go Roll Off Dump w/8" I-Beam Frame 14,000 & 21,000 Lbs



Photo may be shown with additional options

STANDARD SPECIFICATIONS	
GVWR:	14,000 lb
GAWR:	7,000 Lb (ea axle)
Couplers	2 5/16" Adjustable Coupler Round (20,000 lb)
Neck	10" I-Beam (12 lbs/ft)
Safety Chains	18,800 Lb 5/16 x 36 G#70
Jack	1-10K Drop Leg Spring Return
Axles	2-7,000 Lb Cambered Dexter Spring 2 Elec. Brake Forward Adjusting
Wheels	16" 8-Hole
Tires	235/80 R16 LRE (w/spare)
Suspension	Multi-Leaf Spring
Frame	8" I-Beam (13 lbs/ft)
Frame Bed Frame	2" x 6" Tubing
Side Rails	10 Ga. 48" High Sides
Bed Crossmembers	3" Channel (3.5 lbs/ft)
Tool Box	Full Width Front Tool Box
Flooring	10 Ga. Smooth Plate
Fenders	Weld On Diamond Plate
Gate	48" Barn Doors
Lights	LED D.O.T. Stop, Tail, Turn and Clearance
Wire Harness	16 Ga. 5-Way Double Insulated Harness w/7-way plug
Hydraulic Cylinder	5" x 15.75 x 2"
Scissor Lift	Scissor Lift
Hydraulic Power Units	Double Acting Power Unit
Winch	15K Warn Winch
Finishing Coat	Sherwin-Williams Powdura Polyester TGIC Gloss Powder Coating Mechanical and/or Chemical
Finish (prep)	Pretreatment for Maximum Paint Adhesion
Tarp	E-Z Lock Mesh Tarp System with Cover
Color	Black

STANDARD PRICING

MODEL#	DESCRIPTION	WEIGHT in lbs	MSRP:
GM8314072	83" X 14' Tandem Axle Drop-N-Go Gooseneck Dump	8,150	\$12,857.14
GM8316073	83" X 16' Tandem Axle Drop-N-Go Gooseneck Dump	9,008	\$16,071.43
GMA040284	83" x 14' Drop-N-Go Roll Off Dump Box		\$3,850.00

GOOSENECK Drop-N-Go Roll Off Dump AVAILABLE OPTIONS



CODE	DESCRIPTION	MSRP:
HS2	2 - 7,000 Lb Dexter Spring Axles (2 Hyd Drum Brakes)	\$1,264.29
ESC	3 - 7,000 Lb Axles (3 Elec Brakes) Forward Adjusting	\$1,135.71
A06	ST235/85 R16 LRG 14 Ply.	\$107.14
A20	ST235/80 R16 LRE 10 Ply. w/Chrome Wheels	\$135.71
A14	ST235/85 R16 LRG 14 Ply. w/Chrome Wheels	\$242.86
A15	215-75R-175H-1 Single 17.5" X 6.75", 8 X 6.5	\$221.43
A16	ST235/80 R16 LRE 10 Ply. w/Aluminum Wheels	\$185.71
A17	ST235/85 R16 LRG 14 Ply. w/Aluminum Wheels	\$285.71
C15	Gooseneck Coupler 2-5/16" Adjustable Sq.	\$64.29
C50	King Pin Fifth-Wheel Adapter Adjustable Rd.	\$157.14
C51	King Pin Fifth-Wheel Adapter Adjustable Sq.	\$157.14
J05	Jack Spring Loaded Drop Leg 2-10K	\$221.43
J07	Jack Spring Loaded Drop Leg 2-10K Hyd. w/Solar Panel Charger	\$1,421.43
L04	Bolt On Headache Light Bar	\$350.00
L10	LED Single Row Light Bar	\$257.14
L11	LED Dual Row Light Bar	\$357.14
L07	Lighting LED (w/Cold Weather Harness)	\$35.71
L05	Lighting LED (Back Up)	\$135.71
M01	D-Rings 3" Weld On (each)	\$21.43
M50	D-Rings 4" Weld On (each)	\$28.57
M00	D-Rings 4" Recessed 360 Rotational Bolt On	\$28.57
MF1	Mud Flaps	\$71.43
N01	Raised Neck & Coupler 6"	\$150.00
N02	Raised Neck & Coupler 12"	\$221.43
SC1	Solar Panel Charger	\$142.86
BC2	Rapid Battery Wall Charger (8 Amp)	\$71.43
RC1	Wireless Remote Double Acting Dump Control	\$178.57
EL1	Wet Bolt Kit Equalizer Lubrication	\$35.71
DO1	Deck Over Neck 102" X 96"	\$700.00
ZP2	Powdura OneCure Primer	\$285.71
CG3	Gray	\$71.43
CW4	White	\$71.43
CR5	Red	\$71.43
CB6	Blue	\$71.43
CG7	Green	\$71.43
CY8	Yellow	\$71.43
CO9	Orange	\$71.43
CA1	OD Army Green	\$71.43
CT2	Coyote Tan	\$71.43
CP0	Pink	\$71.43
CNG	Neon Green	\$71.43



GOOSENECK LOW-PRO DUMP w/6" I-Beam Frame 14,000 Lb



Photo may be shown with additional options

STANDARD SPECIFICATIONS

GVWR:	14,000 lb
GAWR:	7,000 Lb (ea axle)
Couplers	2 5/16" Adjustable Coupler Round (20,000 lb)
Neck	10" I-Beam (12 lbs/ft)
Safety Chains	18,800 Lb 5/16 x 36 G#70
Jack	1-10K Drop Leg Spring Return
Axles	2-7,000 Lb Drop Cambered Dexter Spring 2 Elec Brake Forward Adjusting
Wheels	16" 8-Hole
Tires	235/80 R16 LRE (w/ spare)
Suspension	Multi-Leaf Spring
Frame	6" I-Beam (12 lbs/ft)
Frame Bed Frame	2" x 6" Tubing
Side Rails	10 Ga. 24" High Sides
Crossmembers	5" Channel (6.7 lbs/ft)
Bed Crossmembers	3" Channel (3.5 lbs/ft)
Tool Box	Full Width Front Tool Box
Flooring	10 Ga. Smooth Plate
Fenders	Weld On Diamond Plate
Gate	3-Way Spreader Gate
Lights	LED D.O.T. Stop, Tail, Turn and Clearance
Wire Harness	16 Ga. 5-Way Double Insulated Harness w/7-way plug
Hydraulic Cylinder	5" x 15.75 x 2"
Scissor Lift	Scissor Lift
Hydraulic Power Units	Double Acting Power Unit
Finishing Coat	Sherwin-Williams Powdura Polyester TGIC Gloss Powder Coating
Finish (prep)	Mechanical and/or Chemical Pretreatment for Maximum Paint Adhesion
Tarp	E-Z Lock Mesh Tarp System with Cover
Color	Black

STANDARD PRICING

MODEL#	DESCRIPTION	WEIGHT in lbs	MSRP:
GV8312072	83" X 12' Low-Pro Tandem Axle Gooseneck Dump	4484	\$8,864.29
GV8314072	83" X 14' Low-Pro Tandem Axle Gooseneck Dump	4752	\$9,342.86
GV8316072	83" X 16' Low-Pro Tandem Axle Gooseneck Dump	5020	\$9,828.57

GOOSENECK LOW-PRO DUMP

AVAILABLE OPTIONS



CODE	DESCRIPTION	MSRP:
HD2	2 - 7000 Lb Drop Axles (2 Hyd Brakes)	\$1,328.57
ETB	2 - 7000 Lb Tors Axles (LEVEL 2 Elec Brakes) Forward Adjusting	\$421.43
HT2	2 - 7000 Lb Tors Axles (LEVEL)(2 Hyd Brakes)	\$1,757.14
EDC	3 - 7,000 Lb Drop Axles (3 Elec Brakes) Forward Adjusting	\$1,135.71
HD3	3 - 7000 Lb Drop Axles (3 Hyd Brakes)	\$2,164.29
ETC	3 - 7000 Lb Tors Axles (LEVEL 3 Elec Brakes) (16' only) Forward Adjusting	\$1,492.86
HT3	3 - 7000 Lb Tors Axles (LEVEL)(3 Hyd. Brakes) (16' only)	\$2,671.43
A06	ST235/85 R16 LRG 14 Ply.	\$107.14
A20	ST235/80 R16 LRE 10 Ply. w/Chrome Wheels	\$135.71
A14	ST235/85 R16 LRG 14 Ply. w/Chrome Wheels	\$242.86
A15	215-75R-175H-1 Single 17.5" X 6.75", 8 X 6.5 (8k)	\$221.43
A16	ST235/80 R16 LRE 10 Ply. w/Aluminum Wheels	\$185.71
A17	ST235/85 R16 LRG 14 Ply. w/Aluminum Wheels	\$285.71
C15	Gooseneck Coupler 2-5/16" Adjustable Sq.	\$64.29
C50	King Pin Fifth-Wheel Adapter Adjustable Rd.	\$157.14
C51	King Pin Fifth-Wheel Adapter Adjustable Sq.	\$157.14
S03	36" Dump Sides	\$578.57
S02	48" Dump Sides	\$721.43
FH1	Fork Holders	\$250.00
G51	5' Spreader Gate	\$135.71
G55	Grain Chute	\$214.29
G56	6' Hydraulic Dump Gate 14' +	\$2,135.71
H05	Slide-IN Ramps 80" x 16" (dump)	\$250.00
J05	Jack Spring Loaded Drop Leg 2-10K	\$221.43
L04	Bolt On Headache Light Bar	\$350.00
L10	LED Single Row Light Bar	\$257.14
L11	LED Dual Row Light Bar	\$357.14
L07	Lighting LED (w/Cold Weather Harness)	\$35.71
L05	Lighting LED (Back Up)	\$135.71
M01	D-Rings 3" Weld On (each)	\$21.43
M50	D-Rings 4" Weld On (each)	\$28.57
M00	D-Rings 4" Recessed 360 Rotational Bolt On	\$28.57
N01	Raised Neck & Coupler 6"	\$150.00
N02	Raised Neck & Coupler 12"	\$221.43
V01	Telescopic Cylinder	\$500.00
V03	Scissor Hoist w/3-Way Pump	\$228.57
V06	Scissor Hoist w/Gas Power Hydraulic System	\$2,571.43
X01	Exp. Metal Extensions 24"	\$535.71
X02	Solid Metal Extensions 24"	\$592.86
SC1	Solar Panel Charger	\$142.86
BC3	10 Amp In-Line 12v BOSS Charging System	\$421.43
RC1	Wireless Remote Double Acting Dump Control	\$178.57
EL1	Wet Bolt Kit Equalizer Lubrication	\$35.71
RS2	2 - Rear Support Stands (Tube)	\$128.57

ZP2	Powdura OneCure Primer	\$285.71
CG3	Gray	\$71.43
CW4	White	\$71.43
CR5	Red	\$71.43
CB6	Blue	\$71.43
CG7	Green	\$71.43
CY8	Yellow	\$71.43
CO9	Orange	\$71.43
CA1	OD Army Green	\$71.43
CT2	Coyote Tan	\$71.43
CP0	Pink	\$71.43
CNG	Neon Green	\$71.43



GOOSENECK DUMP

w/10" 12 lb I-Beam Frame 14,000 Lb



STANDARD SPECIFICATIONS	
GVWR:	14,000 lb
GAWR:	7,000 Lb (ea axle)
Couplers	2 5/16" Adjustable Coupler Round (20,000 lb)
Neck	10" I-Beam (12 lbs/ft)
Safety Chains	18,800 Lb 5/16 x 36 G#70
Jack	2-10K Drop Leg Spring Return
Axles	2-7,000 Lb Cambered Dexter Spring 2 Elec. Brake Forward Adjusting
Wheels	16" 8-Hole
Tires	235/80 R16 LRE (w/ spare)
Suspension	Multi-Leaf Spring
Frame	10" I-Beam (12 lbs/ft)
Frame Bed Frame	2" x 6" Tubing
Side Rails	10 Ga. 18" High Sides
Crossmembers	4" Channel (4.5 lbs/ft)
Bed Crossmembers	3" Channel (3.5 lbs/ft)
Tool Box	Full Width Front Tool Box
Flooring	10 Ga. Smooth Plate
Gate	3-Way Spreader Gate
Lights	LED D.O.T. Stop, Tail, Turn and Clearance
Wire Harness	16 Ga. 5-Way Double Insulated Harness w/7-way plug
Hydraulic Cylinder	5" x 15.75 x 2"
Scissor Lift	Scissor Lift
Hydraulic Power Units	Double Acting Power Unit
Finishing Coat	Sherwin-Williams Powdura Polyester TGIC Gloss Powder Coating Mechanical and/or Chemical
Finish (prep)	Pretreatment for Maximum Paint Adhesion
Tarp	E-Z Lock Mesh Tarp System with Cover
Color	Black

STANDARD PRICING

MODEL#	DESCRIPTION	WEIGHT in lbs	MSRP:
GZ9614072	96" X 14' Tandem Axle Gooseneck Dump	4570	\$8,507.14
GZ9616072	96" X 16' Tandem Axle Gooseneck Dump	4894	\$8,771.43

GOOSENECK DUMP AVAILABLE OPTIONS



CODE	DESCRIPTION	MSRP:
HS2	2 - 7,000 Lb Axles (2 Hyd Drum Brakes)	\$1,264.29
HS2	2 - 7,000 Lb Axles (2 Hyd Disc Brakes)	\$1,478.57
ETB	2 - 7,000 Lb Tors Axles (DOWN 2 Elec Brakes) Forward Adjusting	\$564.29
HT2	2 - 7,000 Lb Tors Axles (DOWN)(2 Hyd Drum Brakes)	\$2,207.14
HT2	2 - 7,000 Lb Tors Axles (DOWN)(2 Hyd. Discs Brakes)	\$4,207.14
ESB	2 - 8,000 Lb Axles (2 Elec Brakes) Forward Adjusting	\$2,850.00
ETB	2 - 8,000 Lb Tors Axles (DOWN)(2 Elec Brakes) Forward Adjusting	\$3,235.71
HS2	2 - 8,000 Lb Axles (2 Hyd Disc Brakes)	\$3,992.86
HT2	2 - 8,000 Lb Tors Axles(DOWN)(2 Hyd Drum Brakes)	\$4,378.57
ESC	3 - 7,000 Lb Axles (3 Elec Brakes) Forward Adjusting	\$1,135.71
A06	ST235/85 R16 LRG 14 Ply.	\$107.14
A20	ST235/80 R16 LRE 10 Ply. w/Chrome Wheels	\$135.71
A14	ST235/85 R16 LRG 14 Ply. w/Chrome Wheels	\$242.86
A15	215-75R-175H-1 Single 17.5" X 6.75", 8 X 6.5 (8k)	\$221.43
A16	ST235/80 R16 LRE 10 Ply. w/Aluminum Wheels	\$185.71
A17	ST235/85 R16 LRG 14 Ply. w/Aluminum Wheels	\$285.71
C15	Gooseneck Coupler 2-5/16" Adjustable Sq.	\$64.29
C50	King Pin Fifth-Wheel Adapter Adjustable Rd.	\$157.14
C51	King Pin Fifth-Wheel Adapter Adjustable Sq.	\$157.14
G55	Grain Chute	\$214.29
H05	Slide-IN Ramps 6' x 16" (dump)	\$250.00
H07	Slide-IN Ramps 16" x 96" (16' Only)	\$435.71
L04	Bolt On Headache Light Bar	\$350.00
L10	LED Single Row Light Bar	\$257.14
L11	LED Dual Row Light Bar	\$357.14
L07	Lighting LED (w/Cold Weather Harness)	\$35.71
L05	Lighting LED (Back Up)	\$135.71
M01	D-Rings 3" Weld On (each)	\$21.43
M50	D-Rings 4" Weld On (each)	\$28.57
M00	D-Rings 4" Recessed 360 Rotational Bolt On	\$28.57
N01	Raised Neck & Coupler 6"	\$150.00
N02	Raised Neck & Coupler 12"	\$224.29
V01	Telescopic Cylinder	\$500.00
V06	Scissor Hoist w/Gas Power Hydraulic System	\$2,571.43
SC1	Solar Panel Charger	\$142.86
BC3	10 Amp In-Line 12v BOSS Charging System	\$421.43
RC1	Wireless Remote Double Acting Dump Control	\$178.57
RS2	2 - Rear Support Stands (Tube)	\$128.57
ZP2	Powdura OneCure Primer	\$285.71
CG3	Gray	\$71.43
CW4	White	\$71.43
CR5	Red	\$71.43
CB6	Blue	\$71.43
CG7	Green	\$71.43
CY8	Yellow	\$71.43
CO9	Orange	\$71.43
CA1	OD Army Green	\$71.43
CT2	Coyote Tan	\$71.43
CP0	Pink	\$71.43
CNG	Neon Green	\$71.43



PINTLE HOOK DUMP

w/12" 19 lb I-Beam Frame 22,000 Lb



Photo may be shown with additional options

STANDARD SPECIFICATIONS

GVWR:	22,000 lb
GAWR:	10,000 lbs (per axle)
Couplers	3" Bolt On Adjustable Pintle Eye (50,000lb)
Safety Chains	26,400 Lb 3/8 x 36 G#70
Jack	2-10K Drop Leg Spring Return
Axles	2-10,000 Lb Dexter Spring Elec Brakes
Wheels	16" 8-Hole Duals
Tires	235/80 R16 LRE (w/ spare)
Suspension	Multi-Leaf Spring
Tongue Neck	12" I-Beam (19 lbs/ft)
Frame	12" I-Beam (19 lbs/ft)
Frame Bed Frame	2" x 5" Tubing
Side Rails	10 Ga. 48" High Sides
Crossmembers	10" I-Beam (12 lbs/ft)
Bed Crossmembers	3" Channel (3.5 lbs/ft)
Tool Box	Front Tool box
Flooring	10 Ga. Smooth Plate
Ramps	8' Slide-In Ramps
Gate	3-Way Spreader Gate
Lights	LED D.O.T. Stop, Tail, Turn and Clearance
Wire Harness	16 Ga. 5-Way Double Insulated Harness w/7-way plug
Hydraulic Cylinder	6" x 29" x 2-3/4"
Scissor Lift	Scissor Lift
Hydraulic Power Units	Double Acting Power Unit
Finishing Coat	Sherwin-Williams Powdura Polyester TGIC Gloss Powder Coating
Finish (prep)	Mechanical and/or Chemical Pretreatment for Maximum Paint Adhesion
Color	Black

STANDARD PRICING

MODEL#	DESCRIPTION	WEIGHT in lbs	MSRP:
PX0216102	102" X 16' Pintle Hook Dump Deck Over	7768	\$16,371.43
PX0218102	102" X 18' Pintle Hook Dump Deck Over	8177	\$16,942.86
PX0220102	102" X 20' Pintle Hook Dump Deck Over	8590	\$17,492.86

PINTLE HOOK DUMP AVAILABLE OPTIONS



CODE	DESCRIPTION	MSRP:
HS2	2 - 10000 Lb Axles (2 Hyd Brakes)	\$2,850.00
ES2	2 - 12000 Lb Axles (2 Elec Brakes)	\$1,635.71
HS2	2 - 12000 Lb Axles (2 Hyd Brakes)	\$3,364.29
A06	ST235/85 R16 LRG 14 Ply.	\$107.14
A21	ST215/75 R17.5 LRH (Dual)	\$214.29
C09	Coupler 2-5/16" Adjustable Flat Mount Turtle	\$178.57
G55	Grain Chute	\$214.29
J06	Jack Spring Loaded Drop Leg 2-Speed 2-25K	\$564.29
J07	Jack Spring Loaded Drop Leg 2-10K Hyd. w/Solar Panel Charger	\$1,421.43
J08	Jack Spring Loaded Drop Leg 2-10K Elec.	\$1,135.71
S04	6' Dump Sides	\$1,250.00
L04	Bolt On Headache Light Bar	\$350.00
L10	LED Single Row Light Bar	\$257.14
L11	LED Dual Row Light Bar	\$357.14
L07	Lighting LED (w/Cold Weather Harness)	\$35.71
L05	Lighting LED (Back Up)	\$135.71
M01	D-Rings 3" Weld On (each)	\$21.43
M50	D-Rings 4" Weld On (each)	\$28.57
M00	D-Rings 4" Recessed 360 Rotational Bolt On	\$28.57
Y01	Spread Axles 6"	\$121.43
Y10	Hutch Suspension	\$1,141.43
TP1	Tarp Kit	\$750.00
SC1	Solar Panel Charger	\$142.86
BC3	10 Amp In-Line 12v BOSS Charging System	\$421.43
RC1	Wireless Remote Double Acting Dump Control	\$178.57
ZP2	Powdura OneCure Primer	\$285.71
CG3	Gray	\$71.43
CW4	White	\$71.43
CR5	Red	\$71.43
CB6	Blue	\$71.43
CG7	Green	\$71.43
CY8	Yellow	\$71.43
CO9	Orange	\$71.43
CA1	OD Army Green	\$71.43
CT2	Coyote Tan	\$71.43
CP0	Pink	\$71.43
CNG	Neon Green	\$71.43



GOOSENECK DUMP

w/12" 19 lb I-Beam Frame 22,000 Lb



Photo may be shown with additional options

STANDARD SPECIFICATIONS

GVWR:	22,000 lb
GAWR:	10,000 lbs (per axle)
Couplers	2 5/16" Adjustable Coupler Round (25,000 lb)
Neck	12" I-Beam (19 lbs/ft)
Safety Chains	26,400 Lb 3/8 x 36 G#70
Jack	2-10K Drop Leg Spring Return
Axles	2-10,000 Lb Dexter Spring Elec Brakes
Wheels	16" 8-Hole Duals
Tires	235/80 R16 LRE (w/ spare)
Suspension	Multi-Leaf Spring
Frame	12" I-Beam (19 lbs/ft)
Frame Bed Frame	2" x 5" Tubing
Side Rails	10 Ga. 48" High Sides
Crossmembers	10" I-Beam (12 lbs/ft)
Bed Crossmembers	3" Channel (3.5 lbs/ft)
Tool Box	Front Tool box
Flooring	10 Ga. Smooth Plate
Ramps	8' Slide-In Ramps
Gate	3-Way Spreader Gate
Lights	LED D.O.T. Stop, Tail, Turn and Clearance
Wire Harness	16 Ga. 5-Way Double Insulated Harness w/7-way plug
Hydraulic Cylinder	6" x 29" x 2-3/4"
Scissor Lift	Scissor Lift
Hydraulic Power Units	Double Acting Power Unit
Finishing Coat	Sherwin-Williams Powdura Polyester TGIC Gloss Powder Coating
Finish (prep)	Mechanical and/or Chemical Pretreatment for Maximum Paint Adhesion
Color	Black

STANDARD PRICING

MODEL#	DESCRIPTION	WEIGHT in lbs	MSRP:
GX0216102	102" X 16' Gooseneck Dump Deck Over	8368	\$16,885.71
GX0218102	102" X 18' Gooseneck Dump Deck Over	8777	\$17,457.14
GX0220102	102" X 20' Gooseneck Dump Deck Over	9190	\$18,007.14

GOOSENECK DUMP AVAILABLE OPTIONS



CODE	DESCRIPTION	MSRP:
HS2	2 - 10000 Lb Axles (2 Hyd Brakes)	\$2,850.00
ES2	2 - 12000 Lb Axles (2 Elec Brakes)	\$1,635.71
HS2	2 - 12000 Lb Axles (2 Hyd Brakes)	\$3,364.29
A06	ST235/85 R16 LRG 14 Ply.	\$107.14
A21	ST215/75 R17.5 LRH (Dual)	\$214.29
C15	Gooseneck Coupler 2-5/16" Adjustable Sq.	\$64.29
G55	Grain Chute	\$214.29
C50	King Pin Fifth-Wheel Adapter Adjustable Rd.	\$157.14
C51	King Pin Fifth-Wheel Adapter Adjustable Sq.	\$157.14
J06	Jack Spring Loaded Drop Leg 2-Speed 2-25K	\$564.29
J07	Jack Spring Loaded Drop Leg 2-10K Hyd. w/Solar Panel Charger	\$1,421.43
J08	Jack Spring Loaded Drop Leg 2-10K Elec.	\$1,135.71
S04	6' Dump Sides	\$1,250.00
L04	Bolt On Headache Light Bar	\$350.00
L10	LED Single Row Light Bar	\$257.14
L11	LED Dual Row Light Bar	\$357.14
L07	Lighting LED (w/Cold Weather Harness)	\$35.71
L05	Lighting LED (Back Up)	\$135.71
M01	D-Rings 3" Weld On (each)	\$21.43
M50	D-Rings 4" Weld On (each)	\$28.57
M00	D-Rings 4" Recessed 360 Rotational Bolt On	\$28.57
N01	Raised Neck & Coupler 6"	\$150.00
N02	Raised Neck & Coupler 12"	\$221.43
Y01	Spread Axles 6"	\$121.43
Y10	Hutch Suspension	\$1,141.43
TP1	Tarp Kit	\$750.00
DO1	Deck Over Neck 102" X 96"	\$700.00
SC1	Solar Panel Charger	\$142.86
BC3	10 Amp In-Line 12v BOSS Charging System	\$421.43
RC1	Wireless Remote Double Acting Dump Control	\$178.57
ZP2	Powdura OneCure Primer	\$285.71
CG3	Gray	\$71.43
CW4	White	\$71.43
CR5	Red	\$71.43
CB6	Blue	\$71.43
CG7	Green	\$71.43
CY8	Yellow	\$71.43
CO9	Orange	\$71.43
CA1	OD Army Green	\$71.43
CT2	Coyote Tan	\$71.43
CP0	Pink	\$71.43
CNG	Neon Green	\$71.43



DECK OVER PINTLE HOOK

w/6" Channel Frame 7,000 Lb



Photo may be shown with additional options

STANDARD SPECIFICATIONS	
GVWR:	7,000 lb
GAWR:	3,500 Lb (ea axle)
Couplers	2-5/16" Adjustable
Safety Chains	12,600 Lb 1/4 x 28 G#70
Jack	1-10K Drop Leg Spring Return
Axles	2-3,500 Lb Cambered Dexter Spring 2 Elec. Brake Forward Adjusting
Wheels	15" 5-Hole
Tires	205/75 R15 LRC
Suspension	Multi-Leaf Spring
Tongue Neck	6" Channel (8.2 lbs/ft)
Frame	6" Channel (8.2 lbs/ft)
Crossmembers	3" Channel 24" OC (3.5 lbs/ft)
Flooring	Treated Wood
Ramps	8' Slide-In Ramps
Lights	LED D.O.T. Stop, Tail, Turn and Clearance
Wire Harness	16 Ga. 5-Way Double Insulated Harness w/7-way plug
Finishing Coat	Sherwin-Williams Powdura Polyester TGIC Gloss Powder Coating
Finish (prep)	Mechanical and/or Chemical Pretreatment for Maximum Paint Adhesion
Color	Black

STANDARD PRICING

MODEL#	DESCRIPTION	WEIGHT in lbs	MSRP:
DK0216032	102" X 16' Standard Deck Over	2901	\$3,850.00
DK0218032	102" X 18' Standard Deck Over	3099	\$3,992.86
DK0220032	102" X 20' Standard Deck Over	3296	\$4,142.86
DK0222032	102" X 22' Standard Deck Over	3537	\$4,285.71

DECK OVER PINTLE HOOK

AVAILABLE OPTIONS



CODE	DESCRIPTION	MSRP:
HS2	2 - 3,500 Lb Axles (2 Hyd Brakes)	\$1,000.00
A04	ST225/75 R15 LRD 8 Ply.	\$57.14
C08	Coupler 2-5/16" Adjustable Hyd.	\$0.00
C11	Pintle Ring 3" Adjustable 6 Hole	\$0.00
E03	Steel Floor DP	\$27.14 ft.
E05	Rough Oak Floor	\$22.86 ft.
E07	Douglas Fir Wood Floor	\$11.43 ft.
E09	Blackwood Lumber	\$50.00 ft.
I01	16" Cross-Members	\$9.29 ft.
I02	12" Cross-Members	\$15.00 ft.
J05	Jack Spring Loaded Drop Leg 2-10K	\$221.43
L10	LED Single Row Light Bar	\$257.14
L11	LED Dual Row Light Bar	\$357.14
L07	Lighting LED (w/Cold Weather Harness)	\$35.71
L05	Lighting LED (Back Up)	\$135.71
M01	D-Rings 3" Weld On (each)	\$21.43
M50	D-Rings 4" Weld On (each)	\$28.57
M00	D-Rings 4" Recessed 360 Rotational Bolt On	\$28.57
M19	3" Removable D-Rings (each)	\$41.43
M29	4" Removable D-Rings (each)	\$48.57
T01	Front Tongue Mount Tool Box w/Gas Shock	\$178.57
W01	Winch Plate	\$71.43
W10	15,000 lb. Winch Package	\$3,314.29
Z01	Ratchets Weld-On Every 5 Ft	\$35.71
Z02	Ratchets Adjustable Every 5 Ft	\$28.57
Z03	Ratchet Track Weld-On (per ft)	\$14.29
RH1	Bumper Attached Receiver Hitch	\$142.86
RS1	2 - 5K Rear Support Swivel Jacks	\$128.57
H06	Under Frame Ramp Holder	\$214.29
SS1	Side Step	\$35.71
STC	Spare Tire ST205/75 R15 LRC 8 Ply. 5-Hole	\$107.14
STE	Spare Tire ST225/75 R15 LRD 8 Ply. 5-Hole	\$114.29
SP1	4 - Additional Stake Pockets	\$24.29
TM1	Spare Tire Mount	\$42.86
TM2	Removable Spare Tire Mount	\$57.14
ZP2	Powdura OneCure Primer	\$357.14
CG3	Gray	\$71.43
CW4	White	\$71.43
CR5	Red	\$71.43
CB6	Blue	\$71.43
CG7	Green	\$71.43
CY8	Yellow	\$71.43
CO9	Orange	\$71.43
CA1	OD Army Green	\$71.43
CT2	Coyote Tan	\$71.43
CP0	Pink	\$71.43
CNG	Neon Green	\$71.43



DECK OVER PINTLE HOOK

w/6" Channel Frame 9,990 Lb



STANDARD SPECIFICATIONS	
GVWR:	9,990 lb
GAWR:	5,200 Lb (ea axle)
Couplers	2-5/16" Adjustable
Safety Chains	12,600 Lb 1/4 x 28 G#70
Jack	1-10K Drop Leg Spring Return
Axles	2-5,200 Lb Cambered Dexter Spring 2 Elec. Brake Forward Adjusting
Wheels	15" 6-Hole Silver Mod
Tires	225/75 R15 LRD
Suspension	Multi-Leaf Spring
Tongue Neck	6" Channel (8.2 lbs/ft)
Frame	6" Channel (8.2 lbs/ft)
Crossmembers	3" Channel on 16" (3.5 lbs/ft)
Flooring	Treated Wood
Ramps	8' Slide-In Ramps
Lights	LED D.O.T. Stop, Tail, Turn and Clearance
Wire Harness	16 Ga. 5-Way Double Insulated Harness w/7-way plug
Finishing Coat	Sherwin-Williams Powdura Polyester TGIC Gloss Powder Coating
Finish (prep)	Mechanical and/or Chemical Pretreatment for Maximum Paint Adhesion
Color	Black

STANDARD PRICING

MODEL#	DESCRIPTION	WEIGHT in lbs	MSRP:
DK0216052	102" X 16' Standard Deck Over	3047	\$4,350.00
DK0218052	102" X 18' Standard Deck Over	3245	\$4,500.00
DK0220052	102" X 20' Standard Deck Over	3445	\$4,642.86
DK0222052	102" X 22' Standard Deck Over	3708	\$4,785.71
DK0224052	102" X 24' Standard Deck Over	3971	\$4,828.57

DECK OVER PINTLE HOOK

AVAILABLE OPTIONS



CODE	DESCRIPTION	MSRP:
ETB	2 - 5200 Lb Tors Axles (2 Elec Brakes) Forward Adjusting	\$578.57
HS2	2 - 5200 Lb Axles (2 Hyd Brakes)	\$850.00
HT2	2 - 5200 Lb Tors Axles (2 Hyd. Brakes)	\$2,807.14
A05	ST235/80 R16 LRE 10 Ply.	\$57.14
A12	ST225/75 R15 LRD 8 Ply. w/Chrome Wheels	\$107.14
A13	ST235/80 R16 LRE 10 Ply. w/Chrome Wheels	\$164.29
A18	ST225/75 R15 LRD 8 Ply. w/Aluminum Wheels	\$185.71
A19	ST235/80 R16 LRE 10 Ply. w/Aluminum Wheels	\$278.57
C08	Coupler 2-5/16" Adjustable Hyd.	\$0.00
C11	Pintle Ring 3" Adjustable 6 Hole	\$0.00
C13	Coupler 2-5/16" Draw Bar Turtle	\$278.57
E03	Steel Floor DP	\$27.14 ft.
E05	Rough Oak Floor	\$22.86 ft.
E07	Douglas Fir Wood Floor	\$11.43 ft.
E09	Blackwood Lumber	\$50.00 ft.
I02	12" Cross-Members	\$15.00 ft.
J05	Jack Spring Loaded Drop Leg 2-10K	\$221.43
L10	LED Single Row Light Bar	\$257.14
L11	LED Dual Row Light Bar	\$357.14
L07	Lighting LED (w/Cold Weather Harness)	\$35.71
L05	Lighting LED (Back Up)	\$135.71
M01	D-Rings 3" Weld On (each)	\$21.43
M50	D-Rings 4" Weld On (each)	\$28.57
M00	D-Rings 4" Recessed 360 Rotational Bolt On	\$28.57
M19	3" Removable D-Rings (each)	\$41.43
M29	4" Removable D-Rings (each)	\$48.57
T01	Front Tongue Mount Tool Box w/Gas Shock	\$178.57
T03	Side Tool Box (LH)	\$321.43
T04	Side Tool Box (RH)	\$321.43
W01	Winch Plate	\$71.43
W10	15,000 lb. Winch Package	\$3,314.29
Z01	Ratchets Weld-On Every 5 Ft	\$35.71
Z02	Ratchets Adjustable Every 5 Ft	\$28.57
Z03	Ratchet Track Weld-On	\$14.29
RH1	Bumper Attached Receiver Hitch	\$142.86
RS1	2 - 5K Rear Support Swivel Jacks (Standard 24'+)	\$128.57
H06	Under Frame Ramp Holder	\$214.29
SS1	Side Step	\$35.71
STG	Spare Tire ST225/75 R15 LRD 8 Ply. 6-Hole Silver Mod	\$128.57
STH	Spare Tire ST235/80 R16 LRE 10 Ply. 6 Hole Silver Mod	\$200.00
STN	Spare Tire ST225/75 R15 LRD 8 Ply. 6-Hole Chrome Wheel	\$235.71
STO	Spare Tire ST235/80 R16 LRE 10 Ply. 6 Hole Chrome Wheel	\$285.71
SP1	4 - Additional Stake Pockets	\$24.29
TM1	Spare Tire Mount	\$42.86

TM2	Removable Spare Tire Mount	\$57.14
ZP2	Powdura OneCure Primer	\$357.14
CG3	Gray	\$71.43
CW4	White	\$71.43
CR5	Red	\$71.43
CB6	Blue	\$71.43
CG7	Green	\$71.43
CY8	Yellow	\$71.43
CO9	Orange	\$71.43
CA1	OD Army Green	\$71.43
CT2	Coyote Tan	\$71.43
CP0	Pink	\$71.43
CNG	Neon Green	\$71.43



DECK OVER PINTLE HOOK

w/6" Channel Frame 14,000 Lb



STANDARD SPECIFICATIONS	
GVWR:	14,000 lb
GAWR:	7,000 Lb (ea axle)
Couplers	2-5/16" Adjustable
Safety Chains	12,600 Lb 1/4 x 28 G#70
Jack	1-10K Drop Leg Spring Return
Axles	2-7,000 Lb Cambered Dexter Spring 2 Elec. Brake Forward Adjusting
Wheels	16" 8-Hole
Tires	235/80 R16 LRE
Suspension	Multi-Leaf Spring
Tongue Neck	6" Channel (8.2 lbs/ft)
Frame	6" Channel (8.2 lbs/ft)
Crossmembers	3" Channel OC 16" (3.5 lbs/ft)
Flooring	Treated Wood
Ramps	8' Slide-In Ramps
Lights	LED D.O.T. Stop, Tail, Turn and Clearance
Wire Harness	16 Ga. 5-Way Double Insulated Harness w/7-way plug
Finishing Coat	Sherwin-Williams Powdura Polyester TGIC Gloss Powder Coating
Finish (prep)	Mechanical and/or Chemical Pretreatment for Maximum Paint Adhesion
Color	Black

STANDARD PRICING

MODEL#	DESCRIPTION	WEIGHT in lbs	MSRP:
DK0216072	102" X 16' Standard Deck Over	3299	\$4,857.14
DK0218072	102" X 18' Standard Deck Over	3494	\$5,000.00
DK0220072	102" X 20' Standard Deck Over	3694	\$5,142.86
DK0222072	102" X 22' Standard Deck Over	3957	\$5,292.86
DK0224072	102" X 24' Standard Deck Over	4278	\$5,435.71

DECK OVER PINTLE HOOK

AVAILABLE OPTIONS



CODE	DESCRIPTION	MSRP:
ETB	2 - 7000 Lb Tors Axles (DOWN 2 Elec Brakes) Forward Adjusting	\$607.14
HS2	2 - 7000 Lb Axles (2 Hyd. Brakes)	\$1,635.71
HT2	2 - 7000 Lb Tors Axles (DOWN)(2 Hyd. Brakes)	\$1,385.71
A06	ST235/85 R16 LRG 14 Ply.	\$107.14
A20	ST235/80 R16 LRE 10 Ply. w/Chrome Wheels	\$135.71
A14	ST235/85 R16 LRG 14 Ply. w/Chrome Wheels	\$242.86
A15	215-75R-175H-1 Single 17.5" X 6.75", 8 X 6.5 (8k)	\$221.43
A16	ST235/80 R16 LRE 10 Ply. w/Aluminum Wheels	\$185.71
A17	ST235/85 R16 LRG 14 Ply. w/Aluminum Wheels	\$285.71
C08	Coupler 2-5/16" Adjustable Hyd.	\$0.00
C11	Pintle Ring 3" Adjustable 6 Hole	\$0.00
C13	Coupler 2-5/16" Draw Bar Turtle	\$278.57
E03	Steel Floor DP	\$27.14 ft.
E05	Rough Oak Floor	\$22.86 ft.
E07	Douglas Fir Wood Floor	\$11.43 ft.
E09	Blackwood Lumber	\$50.00 ft.
I02	12" Cross-Members	\$15.00 ft.
J05	Jack Spring Loaded Drop Leg 2-10K	\$221.43
L10	LED Single Row Light Bar	\$257.14
L11	LED Dual Row Light Bar	\$357.14
L07	Lighting LED (w/Cold Weather Harness)	\$35.71
L05	Lighting LED (Back Up)	\$135.71
M01	D-Rings 3" Weld On (each)	\$21.43
M50	D-Rings 4" Weld On (each)	\$28.57
M00	D-Rings 4" Recessed 360 Rotational Bolt On	\$28.57
M19	3" Removable D-Rings (each)	\$41.43
M29	4" Removable D-Rings (each)	\$48.57
T01	Front Tongue Mount Tool Box w/Gas Shock	\$178.57
T03	Side Tool Box (LH)	\$321.43
T04	Side Tool Box (RH)	\$321.43
W01	Winch Plate	\$71.43
W10	15,000 lb. Winch Package	\$3,314.29
EL1	Wet Bolt Kit Equalizer Lubrication	\$35.71
Z01	Ratchets Weld-On Every 5 Ft	\$35.71
Z02	Ratchets Adjustable Every 5 Ft	\$28.57
Z03	Ratchet Track Weld-On	\$14.29
RH1	Bumper Attached Receiver Hitch	\$142.86
RS1	2 - 5K Rear Support Swivel Jacks (Standard 24'+)	\$128.57
H06	Under Frame Ramp Holder	\$214.29
SS1	Side Step	\$35.71
STI	Spare Tire ST235/80 R16 LRE 10 Ply. 8 Hole Silver Mod	\$200.00
STK	Spare Tire ST235/85 R16 LRG 14 Ply. 8 Hole Silver Mod	\$257.14
STP	Spare Tire ST235/80 R16 LRE 10 Ply. 8 Hole Aluminum Wheels	\$328.57
STQ	Spare Tire ST235/85 R16 LRG 14 Ply. 8 Hole Aluminum Wheels	\$492.86
STS	Spare Tire ST235/80 R16 LRE 10 Ply. 8 Hole Chrome Wheels	\$328.57
STU	Spare Tire ST235/85 R16 LRG 14 Ply. 8 Hole Chrome Wheels	\$400.00
STT	Spare Tire 215-75R-175H-1 Single 17.5" X 6.75", 8 X 6.5	\$328.57
SP1	4 - Additional Stake Pockets	\$24.29
TM1	Spare Tire Mount	\$42.86

TM2	Removable Spare Tire Mount	\$57.14
ZP2	Powdura OneCure Primer	\$357.14
CG3	Gray	\$71.43
CW4	White	\$71.43
CR5	Red	\$71.43
CB6	Blue	\$71.43
CG7	Green	\$71.43
CY8	Yellow	\$71.43
CO9	Orange	\$71.43
CA1	OD Army Green	\$71.43
CT2	Coyote Tan	\$71.43
CP0	Pink	\$71.43
CNG	Neon Green	\$71.43



STANDARD PINTLE HOOK

w/8" 10 lb I-Beam Frame 9,990 Lb



STANDARD SPECIFICATIONS	
GVWR:	9,990 lb
GAWR:	5,200 Lb (ea axle)
Couplers	2-5/16" Adjustable
Safety Chains	18,800 Lb 5/16 x 36 G#70
Jack	1-10K Drop Leg Spring Return
Axles	2-5,200 Lb Cambered Dexter Spring 2 Elec. Brake Forward Adjusting
Wheels	15" 6-Hole
Tires	225/75 R15 LRD (w/spare)
Suspension	Multi-Leaf Spring
Tongue Neck	8" I-Beam (10 lbs/ft)
Frame	8" I-Beam (10 lbs/ft)
Crossmembers	3" Channel 24" OC (3.5 lbs/ft)
Flooring	Treated Wood
Ramps	8' Slide-In Ramps
Lights	LED D.O.T. Stop, Tail, Turn and Clearance
Wire Harness	16 Ga. 5-Way Double Insulated Harness w/7-way plug
Finishing Coat	Sherwin-Williams Powdura Polyester TGIC Gloss Powder Coating
Finish (prep)	Mechanical and/or Chemical Pretreatment for Maximum Paint Adhesion
Color	Black

STANDARD PRICING

MODEL#	DESCRIPTION	WEIGHT in lbs	MSRP:
PS0216052	102" X 16' Standard Pintel Hook	3509	\$4,935.71
PS0218052	102" X 18' Standard Pintel Hook	3707	\$5,121.43
PS0220052	102" X 20' Standard Pintel Hook	3917	\$5,314.29
PS0222052	102" X 22' Standard Pintel Hook	4333	\$5,500.00
PS0224052	102" X 24' Standard Pintel Hook	4381	\$5,692.86

STANDARD PINTLE HOOK

AVAILABLE OPTIONS



CODE	DESCRIPTION	MSRP:
HS2	2 - 5,200 Lb Spring Axles (2 Hyd Drum Brakes)	\$992.86
ETB	2 - 5,200 Lb Tors Axles (DOWN)(2 Elec Brakes) Forward Adjusting	\$450.00
HT2	2 - 5,200 Lb Tors Axles (DOWN)(2 Hyd Drum Brakes)	\$1,421.43
A05	ST235/80 R16 LRE 10 Ply.	\$57.14
A12	ST225/75 R15 LRD 8 Ply. w/Chrome Wheels	\$107.14
A13	ST235/80 R16 LRE 10 Ply. w/Chrome Wheels	\$164.29
A18	ST225/75 R15 LRD 8 Ply. w/Aluminum Wheels	\$185.71
A19	ST235/80 R16 LRE 10 Ply. w/Aluminum Wheels	\$278.57
C11	Pintle Ring 3" Adjustable 6 Hole	\$0.00
D20	5' Self Clean Dove w/2 Stand-Up Ramps	\$328.57
D21	5' Self Clean Dove w/3 Stand-Up Ramps	\$528.57
D22	5' Self Clean Dove w/2 Slide In Ramps	\$221.43
D23	5' Self Clean Dove w/4' HD Fold Gate w/Spring Assist	\$321.43
D24	5' Self Clean Dove w/4' HD Split Fold Gate w/Spring Assist	\$335.71
D25	5' Dove w/Wood & 2 Stand Up Ramps	\$350.00
E03	Steel Floor DP	\$27.14 ft.
E05	Rough Oak Floor	\$22.86 ft.
E07	Douglas Fir Wood Floor	\$11.43 ft.
E09	Blackwood Lumber	\$50.00 ft.
I01	16" Cross-Members	\$9.29 ft.
I02	12" Cross-Members	\$15.00 ft.
J05	Jack Spring Loaded Drop Leg 2-10K	\$221.43
L10	LED Single Row Light Bar	\$257.14
L11	LED Dual Row Light Bar	\$357.14
L07	Lighting LED (w/Cold Weather Harness)	\$35.71
L05	Lighting LED (Back Up)	\$135.71
M01	D-Rings 3" Weld On (each)	\$21.43
M50	D-Rings 4" Weld On (each)	\$28.57
M00	D-Rings 4" Recessed 360 Rotational Bolt On	\$28.57
M19	3" Removable D-Rings (each)	\$41.43
M29	4" Removable D-Rings (each)	\$48.57
MF1	Mud Flaps	\$71.43
T02	Front Mount Tool Box w/Gas Shock	\$171.43
T03	Side Tool Box (LH)	\$321.43
T04	Side Tool Box (RH)	\$321.43
U01	Under Frame Bridge	\$7.14
W01	Winch Plate	\$71.43
W10	15,000 lb. Winch Package	\$3,314.29
WR1	Under Frame Rack	\$321.43
Z01	Ratchets Weld-On Every 5 Ft	\$35.71
Z02	Ratchets Adjustable Every 5 Ft	\$28.57
Z03	Ratchet Track Weld-On	\$14.29
RH1	Bumper Attached Receiver Hitch	\$142.86
RS2	2 - Rear Support Stands (Tube)	\$128.57
SS1	Second Side Step	\$35.71

SP1	4 - Additional Stake Pockets	\$24.29
ZP2	Powdura OneCure Primer	\$357.14
CG3	Gray	\$71.43
CW4	White	\$71.43
CR5	Red	\$71.43
CB6	Blue	\$71.43
CG7	Green	\$71.43
CY8	Yellow	\$71.43
CO9	Orange	\$71.43
CA1	OD Army Green	\$71.43
CT2	Coyote Tan	\$71.43
CP0	Pink	\$71.43
CNG	Neon Green	\$71.43



STANDARD PINTLE HOOK

w/8" 10 lb I-Beam Frame 14,000 Lb



Photo may be shown with additional options

STANDARD SPECIFICATIONS	
GVWR:	14,000 lb
GAWR:	7,000 Lb (ea axle)
Couplers	2-5/16" Adjustable
Safety Chains	18,800 Lb 5/16 x 36 G#70
Jack	1-10K Drop Leg Spring Return
Axles	2-7,000 Lb Cambered Dexter Spring 2 Elec. Brake Forward Adjusting
Wheels	16" 8-Hole
Tires	235/80 R16 LRE (w/ spare)
Suspension	Multi-Leaf Spring
Tongue Neck	8" I-Beam (10 lbs/ft)
Frame	8" I-Beam (10 lbs/ft)
Crossmembers	3" Channel 16" OC (3.5 lbs/ft)
Flooring	Treated Wood
Ramps	8' Slide-In Ramps
Lights	LED D.O.T. Stop, Tail, Turn and Clearance
Wire Harness	16 Ga. 5-Way Double Insulated Harness w/7-way plug
Finishing Coat	Sherwin-Williams Powdura Polyester TGIC Gloss Powder Coating
Finish (prep)	Mechanical and/or Chemical Pretreatment for Maximum Paint Adhesion
Color	Black

STANDARD PRICING

MODEL#	DESCRIPTION	WEIGHT in lbs	MSRP:
PS0216072	102" x 16' Standard Pintel Hook	3642	\$5,500.00
PS0218072	102" x 18' Standard Pintel Hook	3841	\$5,692.86
PS0220072	102" x 20' Standard Pintel Hook	4050	\$5,878.57
PS0222072	102" x 22' Standard Pintel Hook	4468	\$6,071.43
PS0224072	102" x 24' Standard Pintel Hook	4516	\$6,264.29
PS0225072	102" x 25' Standard Pintel Hook	4604	\$6,357.14
PS0226072	102" x 26' Standard Pintel Hook	4777	\$6,450.00
PS0228072	102" x 28' Standard Pintel Hook	4982	\$6,642.86

STANDARD PINTLE HOOK

AVAILABLE OPTIONS



CODE	DESCRIPTION	MSRP:
HS2	2 - 7,000 Lb Axles (2 Hyd Drum Brakes)	\$1,192.86
HS2	2 - 7,000 Lb Axles (2 Hyd Disc Brakes)	\$1,607.14
ETB	2 - 7,000 Lb Tors Axles (DOWN) 2 Elec Brakes Forward Adjusting	\$392.86
HT2	2 - 7,000 Lb Tors Axles (DOWN)(2 Hyd Drum Brakes)	\$1,650.00
HT2	2 - 7,000 Lb Tors Axles (DOWN)(2 Hyd. Disc Brakes)	\$2,207.14
ESB	2 - 8,000 Lb Axles (2 Elec Brakes) Forward Adjusting	\$2,850.00
ETB	2 - 8,000 Lb Tors Axles (DOWN) 2 Elec Brakes Forward Adjusting	\$3,235.71
HS2	2 - 8,000 Lb Axles (2 Hyd Disc Brakes)	\$3,992.86
HT2	2 - 8,000 Lb Tors Axles(DOWN)(2 Hyd Drum Brakes)	\$4,378.57
A06	ST235/85 R16 LRG 14 Ply.	\$107.14
A20	ST235/80 R16 LRE 10 Ply. w/Chrome Wheels	\$135.71
A14	ST235/85 R16 LRG 14 Ply. w/Chrome Wheels	\$242.86
A15	215-75R-175H-1 Single 17.5" X 6.75", 8 X 6.5 (8k)	\$221.43
A16	ST235/80 R16 LRE 10 Ply. w/Aluminum Wheels	\$185.71
A17	ST235/85 R16 LRG 14 Ply. w/Aluminum Wheels	\$285.71
C09	Coupler 2-5/16" Adjustable Flat Mount Turtle	\$278.57
C11	Pintle Ring 3" Adjustable 6 Hole	\$0.00
C12	Pintle Ring 3" Adjustable Plate Mount	\$107.14
D20	5' Self Clean Dove w/2 Stand-Up Ramps	\$328.57
D21	5' Self Clean Dove w/3 Stand-Up Ramps	\$528.57
D22	5' Self Clean Dove w/2 Slide In Ramps	\$221.43
D23	5' Self Clean Dove w/4' HD Fold Gate w/Spring Assist	\$321.43
D24	5' Self Clean Dove w/4' HD Split Fold Gate w/ Spring Assist	\$335.71
D25	5' Dove w/Wood & 2 Stand Up Ramps	\$350.00
E03	Steel Floor DP	\$27.14 ft.
E05	Rough Oak Floor	\$22.86 ft.
E07	Douglas Fir Wood Floor	\$11.43 ft.
E09	Blackwood Lumber	\$50.00 ft.
I02	12" Cross-Members	\$15.00 ft.
J05	Jack Spring Loaded Drop Leg 2-10K	\$221.43
J06	Jack Spring Loaded Drop Leg 2-Speed 2-25K	\$564.29
J07	Jack Spring Loaded Drop Leg 2-10K Hyd. w/Solar Panel Charger	\$1,757.14
L10	LED Single Row Light Bar	\$257.14
L11	LED Dual Row Light Bar	\$357.14
L07	Lighting LED (w/Cold Weather Harness)	\$35.71
L05	Lighting LED (Back Up)	\$135.71
M01	D-Rings 3" Weld On (each)	\$21.43
M50	D-Rings 4" Weld On (each)	\$28.57
M00	D-Rings 4" Recessed 360 Rotational Bolt On	\$28.57
M19	3" Removable D-Rings (each)	\$41.43
M29	4" Removable D-Rings (each)	\$48.57
MF1	Mud Flaps	\$71.43
T02	Front Mount Tool Box w/Gas Shock	\$171.43
T03	Side Tool Box (LH)	\$321.43
T04	Side Tool Box (RH)	\$321.43
U01	Under Frame Bridge	\$7.14
W01	Winch Plate	\$71.43
W10	15,000 lb. Winch Package	\$3,314.29
WR1	Under Frame Rack	\$321.43

EL1	Wet Bolt Kit Equalizer Lubrication	\$35.71
Z01	Ratchets Weld-On Every 5 Ft	\$35.71
Z02	Ratchets Adjustable Every 5 Ft	\$28.57
Z03	Ratchet Track Weld-On	\$14.29
RH1	Bumper Attached Receiver Hitch	\$142.86
RS2	2 - Rear Support Stands (Tube)	\$128.57
SS1	Second Side Step	\$35.71
SP1	4 - Additional Stake Pockets	\$24.29
ZP2	Powdura OneCure Primer	\$357.14
CG3	Gray	\$71.43
CW4	White	\$71.43
CR5	Red	\$71.43
CB6	Blue	\$71.43
CG7	Green	\$71.43
CY8	Yellow	\$71.43
CO9	Orange	\$71.43
CA1	OD Army Green	\$71.43
CT2	Coyote Tan	\$71.43
CP0	Pink	\$71.43
CNG	Neon Green	\$71.43



GOOSENECK STANDARD

w/8" 10 lb I-Beam Frame 14,000 Lb



Photo may be shown with additional options

STANDARD SPECIFICATIONS	
GVWR:	14,000 lb
GAWR:	7,000 Lb (ea axle)
Couplers	2 5/16" Adjustable Coupler Round (20,000 lb)
Neck	10" I-Beam (12 lbs/ft)
Safety Chains	18,800 Lb 5/16 x 36 G#70
Jack	1-10K Drop Leg Spring Return
Axles	2-7,000 Lb Cambered Dexter Spring 2 Elec. Brake Forward Adjusting
Wheels	16" 8-Hole
Tires	235/80 R16 LRE (w/ spare)
Suspension	Multi-Leaf Spring
Frame	8" I-Beam (10 lbs/ft)
Crossmembers	3" Channel 16" OC (3.5 lbs/ft)
Tool Box	Front Tool box
Flooring	Treated Wood
Ramps	8' Slide-In Ramps
Lights	LED D.O.T. Stop, Tail, Turn and Clearance
Wire Harness	16 Ga. 5-Way Double Insulated Harness w/7-way plug
Finishing Coat	Sherwin-Williams Powdura Polyester TGIC Gloss Powder Coating
Finish (prep)	Mechanical and/or Chemical Pretreatment for Maximum Paint Adhesion
Color	Black

STANDARD PRICING

MODEL#	DESCRIPTION	WEIGHT in lbs	MSRP:
GS0216072	102" X 16' Gooseneck Standard	4127	\$5,857.14
GS0218072	102" X 18' Gooseneck Standard	4361	\$6,050.00
GS0220072	102" X 20' Gooseneck Standard	4472	\$6,235.71
GS0222072	102" X 22' Gooseneck Standard	4703	\$6,428.57
GS0224072	102" X 24' Gooseneck Standard	4882	\$6,621.43
GS0225072	102" X 25' Gooseneck Standard	5064	\$6,714.29
GS0226072	102" X 26' Gooseneck Standard	5247	\$6,807.14
GS0228072	102" X 28' Gooseneck Standard	5466	\$7,000.00

GOOSENECK STANDARD

AVAILABLE OPTIONS



CODE	DESCRIPTION	MSRP:
HS2	2 - 7,000 Lb Axles (2 Hyd Drum Brakes)	\$1,192.86
HS2	2 - 7,000 Lb Axles (2 Hyd Disc Brakes)	\$1,607.14
ETB	2 - 7,000 Lb Tors Axles (DOWN) (2 Elec Brakes) Forward Adjusting	\$392.86
HT2	2 - 7,000 Lb Tors Axles (DOWN) (2 Hyd Drum Brakes)	\$1,650.00
HT2	2 - 7,000 Lb Tors Axles (DOWN) (2 Hyd. Disc Brakes)	\$2,207.14
ESB	2 - 8,000 Lb Axles (2 Elec Brakes) Forward Adjusting	\$2,850.00
ETB	2 - 8,000 Lb Tors Axles (DOWN) (2 Elec Brakes) Forward Adjusting	\$3,235.71
HS2	2 - 8,000 Lb Axles (2 Hyd Disc Brakes)	\$3,992.86
HT2	2 - 8,000 Lb Tors Axles (DOWN) (2 Hyd Drum Brakes)	\$4,378.57
A06	ST235/85 R16 LRG 14 Ply.	\$107.14
A20	ST235/80 R16 LRE 10 Ply. w/Chrome Wheels	\$135.71
A14	ST235/85 R16 LRG 14 Ply. w/Chrome Wheels	\$242.86
A15	215-75R-175H-1 Single 17.5" X 6.75", 8 X 6.5 (8k)	\$221.43
A16	ST235/80 R16 LRE 10 Ply. w/Aluminum Wheels	\$185.71
A17	ST235/85 R16 LRG 14 Ply. w/Aluminum Wheels	\$285.71
C15	Gooseneck Coupler 2-5/16" Adjustable Sq.	\$64.29
C50	King Pin Fifth-Wheel Adapter Adjustable Rd.	\$157.14
C51	King Pin Fifth-Wheel Adapter Adjustable Sq.	\$157.14
CR1	Locking Chain Rack	\$107.14
N01	Raised Neck & Coupler 6"	\$150.00
N02	Raised Neck & Coupler 12"	\$221.43
D20	5' Self Clean Dove w/2 Stand-Up Ramps	\$328.57
D21	5' Self Clean Dove w/3 Stand-Up Ramps	\$528.57
D22	5' Self Clean Dove w/2 Slide In Ramps	\$221.43
D23	5' Self Clean Dove w/4' HD Fold Gate w/Spring Assist	\$321.43
D24	5' Self Clean Dove w/4' HD Split Fold Gate w/Spring Assist	\$335.71
D25	5' Dove w/Wood & 2 Stand Up Ramps	\$350.00
E03	Steel Floor DP	\$27.14 ft.
E05	Rough Oak Floor	\$22.86 ft.
E07	Douglas Fir Wood Floor	\$11.43 ft.
E09	Blackwood Lumber	\$50.00 ft.
I02	12" Cross-Members	\$15.00 ft.
J05	Jack Spring Loaded Drop Leg 2-10K	\$221.43
J06	Jack Spring Loaded Drop Leg 2-Speed 2-25K	\$564.29
J07	Jack Spring Loaded Drop Leg 2-10K Hyd. w/Solar Panel Charger	\$1,757.14
J08	Jack Spring Loaded Drop Leg 2-10K Elec.	\$1,135.71
L04	Bolt On Headache Light Bar	\$350.00
L10	LED Single Row Light Bar	\$257.14
L11	LED Dual Row Light Bar	\$357.14
L07	Lighting LED (w/Cold Weather Harness)	\$35.71
L05	Lighting LED (Back Up)	\$135.71
M01	D-Rings 3" Weld On (each)	\$21.43
M50	D-Rings 4" Weld On (each)	\$28.57
M00	D-Rings 4" Recessed 360 Rotational Bolt On	\$28.57
M19	3" Removable D-Rings (each)	\$41.43
M29	4" Removable D-Rings (each)	\$48.57
MF1	Mud Flaps	\$71.43
T02	Front Mount Tool Box w/Gas Shock	\$178.57
T03	Side Tool Box (LH)	\$321.43

T04	Side Tool Box (RH)	\$321.43
U01	Under Frame Bridge	\$7.14 ft.
W01	Winch Plate	\$71.43
W10	15,000 lb. Winch Package	\$3,314.29
WR1	Under Frame Rack	\$321.43
EL1	Wet Bolt Kit Equalizer Lubrication	\$35.71
Z01	Ratchets Weld-On Every 5 Ft	\$35.71
Z02	Ratchets Adjustable Every 5 Ft	\$28.57
Z03	Ratchet Track Weld-On	\$14.29
DO1	Deck Over Neck 102" X 96"	\$700.00
RH1	Bumper Attached Receiver Hitch	\$142.86
RS2	2 - Rear Support Stands (Tube)	\$128.57
SS1	Second Side Step	\$35.71
SP1	4 - Additional Stake Pockets	\$24.29
ZP2	Powdura OneCure Primer	\$285.71
CG3	Gray	\$71.43
CW4	White	\$71.43
CR5	Red	\$71.43
CB6	Blue	\$71.43
CG7	Green	\$71.43
CY8	Yellow	\$71.43
CO9	Orange	\$71.43
CA1	OD Army Green	\$71.43
CT2	Coyote Tan	\$71.43
CP0	Pink	\$71.43
CNG	Neon Green	\$71.43



HEAVY DUTY PINTLE HOOK w/12" 14 lb I-Beam Frame 14,000 Lb



Photo may be shown with additional options

STANDARD SPECIFICATIONS	
GVWR:	14,000 lb
GAWR:	7,000 Lb (ea axle)
Couplers	3" Bolt On Adjustable Pintle Eye (50,000lb)
Safety Chains	18,800 Lb 5/16 x 36 G#70
Jack	2-10K Drop Leg Spring Return
Axles	2-7,000 Lb Cambered Dexter Spring 2 Elec. Brake Forward Adjusting
Wheels	16" 8-Hole
Tires	235/80 R16 LRE (w/Spare)
Suspension	Multi-Leaf Spring
Tongue	12" I-Beam (14 lbs/ft)
Frame	12" I-Beam (14 lbs/ft)
Crossmembers	3" Channel 16" OC (3.5 lbs/ft)
Flooring	Treated Wood
Ramps	8' Slide-In Ramps
Lights	LED D.O.T. Stop, Tail, Turn and Clearance
Wire Harness	16 Ga. 5-Way Double Insulated Harness w/7-way plug
Finishing Coat	Sherwin-Williams Powdura Polyester TGIC Gloss Powder Coating
Finish (prep)	Mechanical and/or Chemical Pretreatment for Maximum Paint Adhesion
Color	Black

STANDARD PRICING

MODEL#	DESCRIPTION	WEIGHT in lbs	MSRP:
PH0220072	102" X 20' Heavy Duty Pintle Hook	4204	\$6,228.57
PH0222072	102" X 22' Heavy Duty Pintle Hook	4436	\$6,385.71
PH0224072	102" X 24' Heavy Duty Pintle Hook	4656	\$6,550.00
PH0225072	102" X 25' Heavy Duty Pintle Hook	4772	\$6,635.71
PH0226072	102" X 26' Heavy Duty Pintle Hook	4955	\$6,721.43
PH0228072	102" X 28' Heavy Duty Pintle Hook	5180	\$6,878.57
PH0230072	102" X 30' Heavy Duty Pintle Hook	5417	\$7,042.86
PH0232072	102" X 32' Heavy Duty Pintle Hook	5641	\$7,200.00
PH0234072	102" X 34' Heavy Duty Pintle Hook	5874	\$7,364.29
PH0236072	102" X 36' Heavy Duty Pintle Hook	6104	\$8,018.57
PH0238072	102" X 38' Heavy Duty Pintle Hook	6329	\$8,248.57
PH0240072	102" X 40' Heavy Duty Pintle Hook	7590	\$8,478.57

HEAVY DUTY PINTLE HOOK

AVAILABLE OPTIONS



CODE	DESCRIPTION	MSRP:
HS2	2 - 7,000 Lb Axles (2 Hyd Drum Brakes)	\$1,192.86
HS2	2 - 7,000 Lb Axles (2 Hyd Disc Brakes)	\$1,607.14
ETB	2 - 7,000 Lb Tors Axles (DOWN 2 Elec Brakes) Forward Adjusting	\$392.86
HT2	2 - 7,000 Lb Tors Axles (DOWN)(2 Hyd Drum Brakes)	\$1,650.00
HT2	2 - 7,000 Lb Tors Axles (DOWN)(2 Hyd. Disc Brakes)	\$2,207.14
ESB	2 - 8,000 Lb Axles (2 Elec Brakes) Forward Adjusting	\$2,850.00
ETB	2 - 8,000 Lb Tors Axles (DOWN 2 Elec Brakes) Forward Adjusting	\$3,235.71
HS2	2 - 8,000 Lb Axles (2 Hyd Disc Brakes)	\$3,992.86
HT2	2 - 8,000 Lb Tors Axles(DOWN)(2 Hyd Drum Brakes)	\$4,378.57
A06	ST235/85 R16 LRG 14 Ply.	\$107.14
A20	ST235/80 R16 LRE 10 Ply. w/Chrome Wheels	\$135.71
A14	ST235/85 R16 LRG 14 Ply. w/Chrome Wheels	\$242.86
A15	215-75R-175H-1 Single 17.5" X 6.75", 8 X 6.5 (8k)	\$221.43
A16	ST235/80 R16 LRE 10 Ply. w/Aluminum Wheels	\$185.71
A17	ST235/85 R16 LRG 14 Ply. w/Aluminum Wheels	\$285.71
B06	I-Beam Frame 12" 19lb	\$11.43 ft.
C09	Coupler 2-5/16" Adjustable Flat Mount Turtle	\$178.57
D17	Straight Deck Square Rear Bumper w/Out Ramps	\$0.00
D10	5' Self Clean Dove w/Slide In Ramps	\$292.86
D11	5' Dove w/Wood & 2 Flip Over Ramps	\$421.43
D12	5' Dove w/Wood & 2 Slide In Ramps	\$292.86
D13	5' Self Clean Dove w/2 Flip Over Ramps	\$400.00
D14	5' Self Clean Dove w/3 Flip Over Ramps	\$614.29
D15	5' Center Pop Up w/2 Flip Over Ramps	\$1,171.43
D16	5' Pop Up w/2 Slide In Ramps	\$878.57
D18	5' Dove w/Wood & 3 Flip Over Ramps	\$642.86
D19	Straight Deck w/Out Ramps	-\$142.86
H08	Multi Purpose Equipment Dove	\$1,064.29
D26	5' Dove w/Wood & 6' HD Fold Gate w/Ramp & Springs	\$385.71
E03	Steel Floor DP	\$27.14 ft.
E05	Rough Oak Floor	\$22.86 ft.
E07	Douglas Fir Wood Floor	\$11.43 ft.
E09	Blackwood Lumber	\$50.00 ft.
F99	Diamond Plate Over Wheels	\$185.71
I02	12" Cross-Members	\$15.00 ft.
J06	Jack Spring Loaded Drop Leg 2-Speed 2-25K	\$564.29
J07	Jack Spring Loaded Drop Leg 2-10K Hyd. w/Solar Panel Charger	\$1,757.14
J08	Jack Spring Loaded Drop Leg 2-10K Elec.	\$1,135.71
L10	LED Single Row Light Bar	\$257.14
L11	LED Dual Row Light Bar	\$357.14
L07	Lighting LED (w/Cold Weather Harness)	\$35.71
L05	Lighting LED (Back Up)	\$135.71
M01	D-Rings 3" Weld On (each)	\$21.43
M50	D-Rings 4" Weld On (each)	\$28.57
M00	D-Rings 4" Recessed 360 Rotational Bolt On	\$28.57
M19	3" Removable D-Rings (each)	\$41.43
M29	4" Removable D-Rings (each)	\$48.57
MF1	Mud Flaps	\$71.43
T02	Front Mount Tool Box w/Gas Shock	\$171.43
T03	Side Tool Box (LH)	\$321.43

T04	Side Tool Box (RH)	\$321.43
U01	Under Frame Bridge	\$7.14 ft.
U02	Pipe Bridge (Standard on 36'+)	\$11.43 ft.
W01	Winch Plate	\$71.43
W10	15,000 lb. Winch Package	\$3,314.29
WR1	Under Frame Rack	\$321.43
EL1	Wet Bolt Kit Equalizer Lubrication	\$35.71
Z01	Ratchets Weld-On Every 5 Ft	\$35.71
Z02	Ratchets Adjustable Every 5 Ft	\$28.57
Z03	Ratchet Track Weld-On (per ft)	\$14.29
PF1	Front Panel 10"	\$178.57
RH1	Bumper Attached Receiver Hitch	\$142.86
RS2	2 - Rear Support Stands (Tube)	\$128.57
SS1	Second Side Step	\$35.71
SR1	Ramp Support Arms	\$78.57
SP1	4 - Additional Stake Pockets	\$24.29
ZP2	Powdura OneCure Primer	\$285.71
CG3	Gray	\$71.43
CW4	White	\$71.43
CR5	Red	\$71.43
CB6	Blue	\$71.43
CG7	Green	\$71.43
CY8	Yellow	\$71.43
CO9	Orange	\$71.43
CA1	OD Army Green	\$71.43
CT2	Coyote Tan	\$71.43
CP0	Pink	\$71.43
CNG	Neon Green	\$71.43



HEAVY DUTY PINTLE HOOK

w/12" 19 lb I-Beam Frame 21,000 Lb



Photo may be shown with additional options

STANDARD SPECIFICATIONS	
GVWR:	21,000 lb
GAWR:	7,000 Lb (ea axle)
Couplers	3" Bolt On Adjustable Pintle Eye (50,000lb)
Safety Chains	26,400 Lb 3/8 x 36 G#70
Jack	2-10K Drop Leg Spring Return
Axles	3-7,000 Lb Cambered Dexter Spring 3 Elec. Brake Forward Adjusting
Wheels	16" 8-Hole
Tires	235/80 R16 LRE (w/ spare)
Suspension	Multi-Leaf Spring
Tongue	12" I-Beam (19 lbs/ft)
Frame	12" I-Beam (19 lbs/ft)
Crossmembers	3" Channel 16" OC (3.5 lbs/ft)
Flooring	Treated Wood
Ramps	8' Slide-In Ramps
Lights	LED D.O.T. Stop, Tail, Turn and Clearance
Wire Harness	16 Ga. 5-Way Double Insulated Harness w/7-way plug
Finishing Coat	Sherwin-Williams Powdura Polyester TGIC Gloss Powder Coating
Finish (prep)	Mechanical and/or Chemical Pretreatment for Maximum Paint Adhesion
Color	Black

STANDARD PRICING

MODEL#	DESCRIPTION	WEIGHT in lbs	MSRP:
PH0220073	102" X 20' Heavy Duty Pintle Hook	4471	\$7,385.71
PH0222073	102" X 22' Heavy Duty Pintle Hook	4703	\$7,542.86
PH0224073	102" X 24' Heavy Duty Pintle Hook	4923	\$7,707.14
PH0225073	102" X 25' Heavy Duty Pintle Hook	5039	\$7,792.86
PH0226073	102" X 26' Heavy Duty Pintle Hook	5222	\$7,878.57
PH0228073	102" X 28' Heavy Duty Pintle Hook	5447	\$8,042.86
PH0230073	102" X 30' Heavy Duty Pintle Hook	5684	\$8,200.00
PH0232073	102" X 32' Heavy Duty Pintle Hook	5908	\$8,364.29
PH0234073	102" X 34' Heavy Duty Pintle Hook	6141	\$8,521.43
PH0236073	102" X 36' Heavy Duty Pintle Hook	6371	\$9,182.86
PH0238073	102" X 38' Heavy Duty Pintle Hook	6596	\$9,405.71
PH0240073	102" X 40' Heavy Duty Pintle Hook	7857	\$9,635.71

HEAVY DUTY PINTLE HOOK

AVAILABLE OPTIONS



CODE	DESCRIPTION	MSRP:
ETC	3 - 7,000 Lb Tors Axles (DOWN 3 Elec Brakes) Forward Adjusting	\$735.71
HS3	3 - 7,000 Lb Axles (3 Hyd Drum Brakes)	\$1,328.57
HS3	3 - 7,000 Lb Axles (3 Hyd Disc Brakes)	\$1,921.43
HT3	3 - 7,000 Lb Tors Axles(DOWN)(3 Hyd Drum Brakes)	\$2,071.43
HT3	3 - 7,000 Lb Tors Axles (DOWN)(3 Hyd. Disc Brakes)	\$2,671.43
ESC	3 - 8,000 Lb Axles (3 Elec Brakes) Forward Adjusting	\$4,071.43
ETC	3 - 8,000 Lb Tors Axles (DOWN 3 Elec Brakes) Forward Adjusting	\$4,742.86
HS3	3 - 8,000 Lb Axles (3 Hyd Disc Brakes)	\$5,450.00
HT3	3 - 8,000 Lb Tors Axles(DOWN)(3 Hyd Drum Brakes)	\$5,835.71
A06	ST235/85 R16 LRG 14 Ply.	\$107.14
A20	ST235/80 R16 LRE 10 Ply. w/Chrome Wheels	\$135.71
A14	ST235/85 R16 LRG 14 Ply. w/Chrome Wheels	\$242.86
A15	215-75R-175H-1 Single 17.5" X 6.75", 8 X 6.5 (8k)	\$221.43
A16	ST235/80 R16 LRE 10 Ply. w/Aluminum Wheels	\$185.71
A17	ST235/85 R16 LRG 14 Ply. w/Aluminum Wheels	\$285.71
B06	I-Beam Frame 12" 19lb	\$11.43 ft.
C09	Coupler 2-5/16" Adjustable Flat Mount Turtle	\$178.57
D17	Straight Deck Square Rear Bumper w/Out Ramps	\$0.00
D10	5' Self Clean Dove w/Slide In Ramps	\$292.86
D11	5' Dove w/Wood & 2 Flip Over Ramps	\$421.43
D12	5' Dove w/Wood & 2 Slide In Ramps	\$292.86
D13	5' Self Clean Dove w/2 Flip Over Ramps	\$400.00
D14	5' Self Clean Dove w/3 Flip Over Ramps	\$614.29
D15	5' Center Pop Up w/2 Flip Over Ramps	\$1,171.43
D16	5' Pop Up w/2 Slide In Ramps	\$878.57
D18	5' Dove w/Wood & 3 Flip Over Ramps	\$642.86
D19	Straight Deck w/Out Ramps	-\$142.86
H08	Multi Purpose Equipment Dove	\$1,064.29
D26	5' Dove w/Wood & 6' HD Fold Gate w/Ramp & Springs	\$385.71
E03	Steel Floor DP	\$27.14 ft.
E05	Rough Oak Floor	\$22.86 ft.
E07	Douglas Fir Wood Floor	\$11.43 ft.
F99	Diamond Plate Over Wheels	\$185.71
E09	Blackwood Lumber	\$50.00 ft.
I02	12" Cross-Members	\$15.00 ft.
J06	Jack Spring Loaded Drop Leg 2-Speed 2-25K	\$564.29
J07	Jack Spring Loaded Drop Leg 2-10K Hyd. w/Solar Panel Charger	\$1,757.14
J08	Jack Spring Loaded Drop Leg 2-10K Elec.	\$1,135.71
L10	LED Single Row Light Bar	\$257.14
L11	LED Dual Row Light Bar	\$357.14
L07	Lighting LED (w/Cold Weather Harness)	\$35.71
L05	Lighting LED (Back Up)	\$135.71
M01	D-Rings 3" Weld On (each)	\$21.43
M50	D-Rings 4" Weld On (each)	\$28.57
M00	D-Rings 4" Recessed 360 Rotational Bolt On	\$28.57
M19	3" Removable D-Rings (each)	\$41.43
M29	4" Removable D-Rings (each)	\$48.57
MF1	Mud Flaps	\$71.43
T02	Front Mount Tool Box w/Gas Shock	\$171.43
T03	Side Tool Box (LH)	\$321.43

T04	Side Tool Box (RH)	\$321.43
U01	Under Frame Bridge	\$7.14 ft.
U02	Pipe Bridge (Standard on 36'+)	\$11.43 ft.
W01	Winch Plate	\$71.43
W10	15,000 lb. Winch Package	\$3,314.29
WR1	Under Frame Rack	\$321.43
EL1	Wet Bolt Kit Equalizer Lubrication	\$35.71
Z01	Ratchets Weld-On Every 5 Ft	\$35.71
Z02	Ratchets Adjustable Every 5 Ft	\$28.57
Z03	Ratchet Track Weld-On (per ft)	\$14.29
PF1	Front Panel 10"	\$178.57
RH1	Bumper Attached Receiver Hitch	\$142.86
RS2	2 - Rear Support Stands (Tube)	\$128.57
SS1	Second Side Step	\$35.71
SR1	Ramp Support Arms	\$78.57
SP1	4 - Additional Stake Pockets	\$24.29
ZP2	Powdura OneCure Primer	\$285.71
CG3	Gray	\$71.43
CW4	White	\$71.43
CR5	Red	\$71.43
CB6	Blue	\$71.43
CG7	Green	\$71.43
CY8	Yellow	\$71.43
CO9	Orange	\$71.43
CA1	OD Army Green	\$71.43
CT2	Coyote Tan	\$71.43
CP0	Pink	\$71.43
CNG	Neon Green	\$71.43



HEAVY DUTY PINTLE HOOK

w/12" 19 lb I-Beam Frame 22,000 Lb



Photo may be shown with additional options

STANDARD SPECIFICATIONS

GVWR:	22,000 lb
GAWR:	10,000 lbs (per axle)
Couplers	3" Bolt On Adjustable Pintle Eye (50,000lb)
Safety Chains	26,400 Lb 3/8 x 36 G#70
Jack	2-10K Drop Leg Spring Return
Axles	2-10,000 Lb Dexter Spring Elec Brakes
Wheels	16" 8-Hole Duals
Tires	235/80 R16 LRE (w/ spare)
Suspension	Multi-Leaf Spring
Tongue	12" I-Beam (19 lbs/ft)
Frame	12" I-Beam (19 lbs/ft)
Crossmembers	3" Channel 16" OC (3.5 lbs/ft)
Flooring	Treated Wood
Ramps	8' Slide-In Ramps
Lights	LED D.O.T. Stop, Tail, Turn and Clearance
Wire Harness	16 Ga. 5-Way Double Insulated Harness w/7-way plug
Finishing Coat	Sherwin-Williams Powdura Polyester TGIC Gloss Powder Coating
Finish (prep)	Mechanical and/or Chemical Pretreatment for Maximum Paint Adhesion
Color	Black

STANDARD PRICING

MODEL#	DESCRIPTION	WEIGHT in lbs	MSRP:
PH0220102	102" x 20' Heavy Duty Pintle Hook	5329	\$9,192.86
PH0222102	102" x 22' Heavy Duty Pintle Hook	5580	\$9,400.00
PH0224102	102" x 24' Heavy Duty Pintle Hook	5848	\$9,600.00
PH0225102	102" x 25' Heavy Duty Pintle Hook	5972	\$9,707.14
PH0226102	102" x 26' Heavy Duty Pintle Hook	6194	\$9,807.14
PH0228102	102" x 28' Heavy Duty Pintle Hook	6467	\$10,007.14
PH0230102	102" x 30' Heavy Duty Pintle Hook	6722	\$10,214.29
PH0232102	102" x 32' Heavy Duty Pintle Hook	6974	\$10,421.43
PH0234102	102" x 34' Heavy Duty Pintle Hook	7232	\$10,621.43
PH0236102	102" x 36' Heavy Duty Pintle Hook	7504	\$11,368.57
PH0238102	102" x 38' Heavy Duty Pintle Hook	7756	\$11,598.57
PH0240102	102" x 40' Heavy Duty Pintle Hook	8982	\$11,821.43

HEAVY DUTY PINTLE HOOK

AVAILABLE OPTIONS



CODE	DESCRIPTION	MSRP:
HS2	2 - 10000 Lb Axles (2 Hyd Disc Brakes) Std Sprd	\$2,850.00
ET2	2 - 10000 Lb Tors Axles (LEVEL)(2 Elec Brakes)	\$3,014.29
HT2	2 - 10000 Lb Tors Axles(LEVEL)(2 Hyd Drum Brakes)	\$3,950.00
AS2	2 - 10000 Lb Axles (2 Air Brakes)	\$6,921.43
ES2	2 - 12000 Lb Axles (2 Elec Brakes)	\$1,635.71
HS2	2 - 12000 Lb Axles (2 Hyd Disc Brakes)	\$3,364.29
AS2	2 - 12000 Lb Axles (2 Air Brakes)	\$7,357.14
ES2	2 - 15000 Lb Axles (2 Elec Brakes)	\$5,250.00
HS2	2 - 15000 Lb Axles (2 Hyd Drum Brakes)	\$7,321.43
AS2	2 - 15000 Lb Axles (2 Air Brakes)	\$8,107.14
ES3	3 - 10000 Lb Axles (3 Elec Brakes)	\$2,321.43
HS3	3 - 10000 Lb Axles (3 Hyd Disc Brakes)	\$6,707.14
ET3	3 - 10000 Lb Tors Axles (LEVEL)(3 Elec Brakes)	\$7,378.57
HT3	3 - 10000 Lb Tors Axles(LEVEL)(3 Hyd Drum Brakes)	\$7,878.57
AS3	3 - 10000 Lb Axles (3 Air Brakes)	\$10,914.29
ES3	3 - 12000 Lb Axles (3 Elec Brakes)	\$4,707.14
HS3	3 - 12000 Lb Axles (3 Hyd Disc Brakes)	\$7,850.00
AS3	3 - 12000 Lb Axles (3 Air Brakes)	\$11,707.14
A06	ST235/85 R16 LRG 14 Ply.	\$107.14
A07	ST215-75R-175H-1 17.5" X 6.75" (15k)	\$214.29
A22	215-75R-175H-1 Single 17.5" X 6.75", 8 X 6.5 (10K)	\$85.71
A21	ST215/75 R17.5 LRH (Dual)	\$214.29
B07	I-Beam Frame 12" 22lb	\$7.14 ft.
C09	Coupler 2-5/16" Adjustable Flat Mount Turtle	\$178.57
D10	5' Self Clean Dove w/Slide In Ramps	\$292.86
D11	5' Dove w/Wood & 2 Flip Over Ramps	\$421.43
D12	5' Dove w/Wood & 2 Slide In Ramps	\$292.86
D13	5' Self Clean Dove w/2 Flip Over Ramps	\$400.00
D14	5' Self Clean Dove w/3 Flip Over Ramps	\$614.29
D15	5' Center Pop Up w/2 Flip Over Ramps	\$1,171.43
D16	5' Pop Up w/2 Slide In Ramps	\$878.57
D18	5' Dove w/Wood & 3 Flip Over Ramps	\$642.86
D19	Straight Deck w/Out Ramps	-\$142.86
H08	Multi Purpose Equipment Dove	\$1,064.29
E03	Steel Floor DP	\$27.14 ft.
E05	Rough Oak Floor	\$22.86 ft.
E07	Douglas Fir Wood Floor	\$11.43 ft.
E09	Blackwood Lumber	\$50.00 ft.
F99	Diamond Plate Over Wheels	\$292.86
I02	12" Cross-Members	\$15.00 ft.
J06	Jack Spring Loaded Drop Leg 2-Speed 2-25K	\$564.29
J07	Jack Spring Loaded Drop Leg 2-10K Hyd. w/Solar Panel Charger	\$1,757.14
J08	Jack Spring Loaded Drop Leg 2-10K Elec.	\$1,135.71
L10	LED Single Row Light Bar	\$257.14
L11	LED Dual Row Light Bar	\$357.14
L07	Lighting LED (w/Cold Weather Harness)	\$35.71
L05	Lighting LED (Back Up)	\$135.71
M01	D-Rings 3" Weld On (each)	\$21.43
M50	D-Rings 4" Weld On (each)	\$28.57
M00	D-Rings 4" Recessed 360 Rotational Bolt On	\$28.57
M19	3" Removable D-Rings (each)	\$41.43

M29	4" Removable D-Rings (each)	\$48.57
T02	Front Mount Tool Box w/Gas Shock	\$171.43
T03	Side Tool Box (LH)	\$321.43
T04	Side Tool Box (RH)	\$321.43
U01	Under Frame Bridge	\$7.14 ft.
U02	Pipe Bridge (Standard on 36'+)	\$11.43 ft.
W01	Winch Plate	\$71.43
W02	1/2" Plate for Winch	\$185.71
W10	15,000 lb. Winch Package	\$3,314.29
W11	1/2" Plate w/15,000 lb. Winch Package	\$3,457.14
WS1	Wheel Simulators	\$571.43
WR1	Under Frame Rack	\$321.43
Y01	Spread Axles 6"	\$121.43
Y02	Spread Axles 72"	\$92.86
Y10	Hutch Suspension	\$1,141.43
Y11	Hanger Kit Tor Axle	\$0.00
Y18	Air Ride Suspension	\$3,564.29
Y19	Air Ride Suspension 1 Lift Axle	\$4,564.29
Z01	Ratchets Weld-On Every 5 Ft	\$35.71
Z02	Ratchets Adjustable Every 5 Ft	\$28.57
Z03	Ratchet Track Weld-On	\$14.29
PF1	Front Panel 10"	\$178.57
RH1	Bumper Attached Receiver Hitch	\$142.86
RS2	2 - Rear Support Stands (Tube)	\$128.57
SS1	Second Side Step	\$35.71
SR1	Ramp Support Arms	\$78.57
SP1	4 - Additional Stake Pockets	\$24.29
ZP2	Powdura OneCure Primer	\$285.71
CG3	Gray	\$71.43
CW4	White	\$71.43
CR5	Red	\$71.43
CB6	Blue	\$71.43
CG7	Green	\$71.43
CY8	Yellow	\$71.43
CO9	Orange	\$71.43
CA1	OD Army Green	\$71.43
CT2	Coyote Tan	\$71.43
CP0	Pink	\$71.43
CNG	Neon Green	\$71.43



GOOSENECK HEAVY DUTY

w/12" 14 lb I-Beam Frame 14,000 Lb



Photo may be shown with additional options

STANDARD SPECIFICATIONS

GVWR:	14,000 lb
GAWR:	7,000 Lb (ea axle)
Couplers	2 5/16" Adjustable Coupler Round (20,000 lb)
Neck	12" I-Beam (14 lbs/ft)
Safety Chains	18,800 Lb 5/16 x 36 G#70
Jack	2-10K Drop Leg Spring Return
Axles	2-7,000 Lb Cambered Dexter Spring 2 Elec. Brake Forward Adjusting
Wheels	16" 8-Hole
Tires	235/80 R16 LRE (w/ spare)
Suspension	Multi-Leaf Spring
Frame	12" I-Beam (14 lbs/ft)
Crossmembers	3" Channel 16" OC (3.5 lbs/ft)
Tool Box	Front Tool box
Flooring	Treated Wood
Ramps	8' Slide-In Ramps
Lights	LED D.O.T. Stop, Tail, Turn and Clearance
Wire Harness	16 Ga. 5-Way Double Insulated Harness w/7-way plug
Finishing Coat	Sherwin-Williams Powdura Polyester TGIC Gloss Powder Coating
Finish (prep)	Mechanical and/or Chemical Pretreatment for Maximum Paint Adhesion
Color	Black

STANDARD PRICING

MODEL#	DESCRIPTION	WEIGHT in lbs	MSRP:
GH0220072	102" X 20' Heavy Duty Gooseneck	4984	\$6,650.00
GH0222072	102" X 22' Heavy Duty Gooseneck	5208	\$6,807.14
GH0224072	102" X 24' Heavy Duty Gooseneck	5427	\$6,971.43
GH0225072	102" X 25' Heavy Duty Gooseneck	5543	\$7,057.14
GH0226072	102" X 26' Heavy Duty Gooseneck	5728	\$7,142.86
GH0228072	102" X 28' Heavy Duty Gooseneck	5952	\$7,300.00
GH0230072	102" X 30' Heavy Duty Gooseneck	6188	\$7,464.29
GH0232072	102" X 32' Heavy Duty Gooseneck	6412	\$7,621.43
GH0234072	102" X 34' Heavy Duty Gooseneck	6645	\$7,785.71
GH0236072	102" X 36' Heavy Duty Gooseneck	6875	\$8,440.00
GH0238072	102" X 38' Heavy Duty Gooseneck	7100	\$8,670.00
GH0240072	102" X 40' Heavy Duty Gooseneck	8362	\$8,900.00

GOOSENECK HEAVY DUTY

AVAILABLE OPTIONS



CODE	DESCRIPTION	MSRP:
HS2	2 - 7,000 Lb Axles (2 Hyd Drum Brakes)	\$1,192.86
HS2	2 - 7,000 Lb Axles (2 Hyd Disc Brakes)	\$1,607.14
ETB	2 - 7,000 Lb Tors Axles (DOWN 2 Elec Brakes) Forward Adjusting	\$392.86
HT2	2 - 7,000 Lb Tors Axles (DOWN)(2 Hyd Drum Brakes)	\$1,650.00
HT2	2 - 7,000 Lb Tors Axles (DOWN)(2 Hyd. Disc Brakes)	\$2,207.14
ESB	2 - 8,000 Lb Axles (2 Elec Brakes) Forward Adjusting	\$2,850.00
ETB	2 - 8,000 Lb Tors Axles (DOWN 2 Elec Brakes) Forward Adjusting	\$3,235.71
HS2	2 - 8,000 Lb Axles (2 Hyd Disc Brakes)	\$3,992.86
HT2	2 - 8,000 Lb Tors Axles(DOWN)(2 Hyd Drum Brakes)	\$4,378.57
A06	ST235/85 R16 LRG 14 Ply.	\$107.14
A20	ST235/80 R16 LRE 10 Ply. w/Chrome Wheels	\$135.71
A14	ST235/85 R16 LRG 14 Ply. w/Chrome Wheels	\$242.86
A15	215-75R-175H-1 Single 17.5" X 6.75", 8 X 6.5 (8k)	\$221.43
A16	ST235/80 R16 LRE 10 Ply. w/Aluminum Wheels	\$185.71
A17	ST235/85 R16 LRG 14 Ply. w/Aluminum Wheels	\$285.71
B06	I-Beam Frame 12" 19lb	\$11.43 ft.
C15	Gooseneck Coupler 2-5/16" Adjustable Sq.	\$64.29
C50	King Pin Fifth-Wheel Adapter Adjustable Rd.	\$157.14
C51	King Pin Fifth-Wheel Adapter Adjustable Sq.	\$157.14
CR1	Locking Chain Rack	\$107.14
N01	Raised Neck & Coupler 6"	\$150.00
N02	Raised Neck & Coupler 12"	\$221.43
D10	5' Self Clean Dove w/Slide In Ramps	\$292.86
D11	5' Dove w/Wood & 2 Flip Over Ramps	\$421.43
D12	5' Dove w/Wood & 2 Slide In Ramps	\$292.86
D13	5' Self Clean Dove w/2 Flip Over Ramps	\$400.00
D14	5' Self Clean Dove w/3 Flip Over Ramps	\$614.29
D15	5' Center Pop Up w/2 Flip Over Ramps	\$1,171.43
D16	5' Pop Up w/2 Slide In Ramps	\$878.57
D18	5' Dove w/Wood & 3 Flip Over Ramps	\$642.86
D19	Straight Deck w/Out Ramps	-\$142.86
H08	Multi Purpose Equipment Dove	\$1,064.29
D26	5' Dove w/Wood & 6' HD Fold Gate w/Ramp & Springs	\$385.71
E03	Steel Floor DP	\$27.14 ft.
E05	Rough Oak Floor	\$22.86 ft.
E07	Douglas Fir Wood Floor	\$11.43 ft.
E09	Blackwood Lumber	\$50.00 ft.
F99	Diamond Plate Over Wheels	\$185.71
I02	12" Cross-Members	\$15.00 ft.
J06	Jack Spring Loaded Drop Leg 2-Speed 2-25K	\$564.29
J07	Jack Spring Loaded Drop Leg 2-10K Hyd. w/Solar Panel Charger	\$1,757.14
J08	Jack Spring Loaded Drop Leg 2-10K Elec.	\$1,135.71
L04	Bolt On Headache Light Bar	\$350.00
L10	LED Single Row Light Bar	\$257.14
L11	LED Dual Row Light Bar	\$357.14
L07	Lighting LED (w/Cold Weather Harness)	\$35.71
L05	Lighting LED (Back Up)	\$135.71
M01	D-Rings 3" Weld On (each)	\$21.43
M50	D-Rings 4" Weld On (each)	\$28.57
M00	D-Rings 4" Recessed 360 Rotational Bolt On	\$28.57

M19	3" Removable D-Rings (each)	\$41.43
M29	4" Removable D-Rings (each)	\$48.57
MF1	Mud Flaps	\$71.43
T03	Side Tool Box (LH)	\$321.43
T04	Side Tool Box (RH)	\$321.43
T12	Top Riser Toolbox	\$464.29
U01	Under Frame Bridge	\$7.14 ft.
U02	Pipe Bridge (Standard on 36'+)	\$11.43 ft.
W01	Winch Plate	\$71.43
W10	15,000 lb. Winch Package	\$3,314.29
WR1	Under Frame Rack	\$321.43
EL1	Wet Bolt Kit Equalizer Lubrication	\$35.71
Z01	Ratchets Weld-On Every 5 Ft	\$35.71
Z02	Ratchets Adjustable Every 5 Ft	\$28.57
Z03	Ratchet Track Weld-On	\$14.29
DO1	Deck Over Neck 102" X 96"	\$700.00
RH1	Bumper Attached Receiver Hitch	\$142.86
RS2	2 - Rear Support Stands (Tube)	\$128.57
SS1	Second Side Step	\$35.71
SR1	Ramp Support Arms	\$78.57
SP1	4 - Additional Stake Pockets	\$24.29
ZP2	Powdura OneCure Primer	\$285.71
CG3	Gray	\$71.43
CW4	White	\$71.43
CR5	Red	\$71.43
CB6	Blue	\$71.43
CG7	Green	\$71.43
CY8	Yellow	\$71.43
CO9	Orange	\$71.43
CA1	OD Army Green	\$71.43
CT2	Coyote Tan	\$71.43
CP0	Pink	\$71.43
CNG	Neon Green	\$71.43



GOOSENECK HEAVY DUTY

w/12" 19 lb I-Beam Frame 21,000 Lb



Photo may be shown with additional options

STANDARD SPECIFICATIONS	
GVWR:	21,000 lb
GAWR:	7,000 Lb (ea axle)
Couplers	2 5/16" Adjustable Coupler Round (25,000 lb)
Neck	12" I-Beam (19 lbs/ft)
Safety Chains	26,400 Lb 3/8 x 36 G#70
Jack	2-10K Drop Leg Spring Return
Axles	3-7,000 Lb Cambered Dexter Spring 3 Elec. Brake Forward Adjusting
Wheels	16" 8-Hole
Tires	235/80 R16 LRE (w/ spare)
Suspension	Multi-Leaf Spring
Frame	12" I-Beam (19 lbs/ft)
Crossmembers	3" Channel 16" OC (3.5 lbs/ft)
Tool Box	Front Tool box
Flooring	Treated Wood
Ramps	8' Slide-In Ramps
Lights	LED D.O.T. Stop, Tail, Turn and Clearance
Wire Harness	16 Ga. 5-Way Double Insulated Harness w/7-way plug
Finishing Coat	Sherwin-Williams Powdura Polyester TGIC Gloss Powder Coating
Finish (prep)	Mechanical and/or Chemical Pretreatment for Maximum Paint Adhesion
Color	Black

STANDARD PRICING

MODEL#	DESCRIPTION	WEIGHT in lbs	MSRP:
GH0220073	102" X 20' Heavy Duty Gooseneck	5560	\$7,807.14
GH0222073	102" X 22' Heavy Duty Gooseneck	5841	\$7,964.29
GH0224073	102" X 24' Heavy Duty Gooseneck	6109	\$8,128.57
GH0225073	102" X 25' Heavy Duty Gooseneck	6235	\$8,214.29
GH0226073	102" X 26' Heavy Duty Gooseneck	6428	\$8,300.00
GH0228073	102" X 28' Heavy Duty Gooseneck	6673	\$8,464.29
GH0230073	102" X 30' Heavy Duty Gooseneck	6929	\$8,621.43
GH0232073	102" X 32' Heavy Duty Gooseneck	7202	\$8,785.71
GH0234073	102" X 34' Heavy Duty Gooseneck	7455	\$8,942.86
GH0236073	102" X 36' Heavy Duty Gooseneck	7803	\$9,604.29
GH0238073	102" X 38' Heavy Duty Gooseneck	8201	\$9,827.14
GH0240073	102" X 40' Heavy Duty Gooseneck	8470	\$10,057.14

GOOSENECK HEAVY DUTY

AVAILABLE OPTIONS



CODE	DESCRIPTION	MSRP:
ETC	3 - 7,000 Lb Tors Axles (DOWN 3 Elec Brakes) Forward Adjusting	\$735.71
HS3	3 - 7,000 Lb Axles (3 Hyd Drum Brakes)	\$1,328.57
HS3	3 - 7,000 Lb Axles (3 Hyd Disc Brakes)	\$1,921.43
HT3	3 - 7,000 Lb Tors Axles(DOWN)(3 Hyd Drum Brakes)	\$2,071.43
HT3	3 - 7,000 Lb Tors Axles (DOWN)(3 Hyd. Disc Brakes)	\$2,671.43
ESC	3 - 8,000 Lb Axles (3 Elec Brakes) Forward Adjusting	\$4,071.43
ETC	3 - 8,000 Lb Tors Axles (DOWN 3 Elec Brakes) Forward Adjusting	\$4,742.86
HS3	3 - 8,000 Lb Axles (3 Hyd Disc Brakes)	\$5,450.00
HT3	3 - 8,000 Lb Tors Axles(DOWN)(3 Hyd Drum Brakes)	\$5,835.71
A06	ST235/85 R16 LRG 14 Ply.	\$107.14
A20	ST235/80 R16 LRE 10 Ply. w/Chrome Wheels	\$135.71
A14	ST235/85 R16 LRG 14 Ply. w/Chrome Wheels	\$242.86
A15	215-75R-175H-1 Single 17.5" X 6.75", 8 X 6.5 (8k)	\$221.43
A16	ST235/80 R16 LRE 10 Ply. w/Aluminum Wheels	\$185.71
A17	ST235/85 R16 LRG 14 Ply. w/Aluminum Wheels	\$285.71
B07	I-Beam Frame 12" 22lb	\$7.14 ft.
C15	Gooseneck Coupler 2-5/16" Adjustable Sq.	\$64.29
C50	King Pin Fifth-Wheel Adapter Adjustable Rd.	\$157.14
C51	King Pin Fifth-Wheel Adapter Adjustable Sq.	\$157.14
CR1	Locking Chain Rack	\$107.14
N01	Raised Neck & Coupler 6"	\$150.00
N02	Raised Neck & Coupler 12"	\$221.43
D10	5' Self Clean Dove w/Slide In Ramps	\$292.86
D11	5' Dove w/Wood & 2 Flip Over Ramps	\$421.43
D12	5' Dove w/Wood & 2 Slide In Ramps	\$292.86
D13	5' Self Clean Dove w/2 Flip Over Ramps	\$400.00
D14	5' Self Clean Dove w/3 Flip Over Ramps	\$614.29
D15	5' Center Pop Up w/2 Flip Over Ramps	\$1,171.43
D16	5' Pop Up w/2 Slide In Ramps	\$878.57
D18	5' Dove w/Wood & 3 Flip Over Ramps	\$642.86
D19	Straight Deck w/Out Ramps	-\$142.86
H08	Multi Purpose Equipment Dove	\$1,064.29
D26	5' Dove w/Wood & 6' HD Fold Gate w/Ramp & Springs	\$385.71
E03	Steel Floor DP	\$27.14 ft.
E05	Rough Oak Floor	\$22.86 ft.
E07	Douglas Fir Wood Floor	\$11.43 ft.
E09	Blackwood Lumber	\$50.00 ft.
F99	Diamond Plate Over Wheels	\$185.71
I02	12" Cross-Members	\$15.00 ft.
J06	Jack Spring Loaded Drop Leg 2-Speed 2-25K	\$564.29
J07	Jack Spring Loaded Drop Leg 2-10K Hyd. w/Solar Panel Charger	\$1,757.14
J08	Jack Spring Loaded Drop Leg 2-10K Elec.	\$1,135.71
L04	Bolt On Headache Light Bar	\$350.00
L10	LED Single Row Light Bar	\$257.14
L11	LED Dual Row Light Bar	\$357.14
L07	Lighting LED (w/Cold Weather Harness)	\$35.71
L05	Lighting LED (Back Up)	\$135.71
M01	D-Rings 3" Weld On (each)	\$21.43
M50	D-Rings 4" Weld On (each)	\$28.57
M00	D-Rings 4" Recessed 360 Rotational Bolt On	\$28.57

M19	3" Removable D-Rings (each)	\$41.43
M29	4" Removable D-Rings (each)	\$48.57
MF1	Mud Flaps	\$71.43
T03	Side Tool Box (LH)	\$321.43
T04	Side Tool Box (RH)	\$321.43
T12	Top Riser Toolbox	\$464.29
U01	Under Frame Bridge	\$7.14 ft.
U02	Pipe Bridge (Standard on 36'+)	\$11.43 ft.
W01	Winch Plate	\$71.43
W10	15,000 lb. Winch Package	\$3,314.29
WR1	Under Frame Rack	\$321.43
EL1	Wet Bolt Kit Equalizer Lubrication	\$35.71
Z01	Ratchets Weld-On Every 5 Ft	\$35.71
Z02	Ratchets Adjustable Every 5 Ft	\$28.57
Z03	Ratchet Track Weld-On	\$14.29
DO1	Deck Over Neck 102" X 96"	\$700.00
RH1	Bumper Attached Receiver Hitch	\$142.86
RS2	2 - Rear Support Stands (Tube)	\$128.57
SS1	Second Side Step	\$35.71
SR1	Ramp Support Arms	\$78.57
SP1	4 - Additional Stake Pockets	\$24.29
ZP2	Powdura OneCure Primer	\$285.71
CG3	Gray	\$71.43
CW4	White	\$71.43
CR5	Red	\$71.43
CB6	Blue	\$71.43
CG7	Green	\$71.43
CY8	Yellow	\$71.43
CO9	Orange	\$71.43
CA1	OD Army Green	\$71.43
CT2	Coyote Tan	\$71.43
CP0	Pink	\$71.43
CNG	Neon Green	\$71.43



GOOSENECK HEAVY DUTY

w/12" 19 lb I-Beam Frame 22,000 Lb



Photo may be shown with additional options

STANDARD SPECIFICATIONS

GVWR:	22,000 lb
GAWR:	10,000 lbs (per axle)
Couplers	2 5/16" Adjustable Coupler Round (25,000 lb)
Neck	12" I-Beam (19 lbs/ft)
Safety Chains	26,400 Lb 3/8 x 36 G#70
Jack	2-10K Drop Leg Spring Return
Axles	2-10,000 Lb Dexter Spring Elec Brakes
Wheels	16" 8-Hole Duals
Tires	235/80 R16 LRE (w/ spare)
Suspension	Multi-Leaf Spring
Frame	12" I-Beam (19 lbs/ft)
Crossmembers	3" Channel 16" OC (3.5 lbs/ft)
Tool Box	Front Tool box
Flooring	Treated Wood
Ramps	8' Slide-In Ramps
Lights	LED D.O.T. Stop, Tail, Turn and Clearance
Wire Harness	16 Ga. 5-Way Double Insulated Harness w/7-way plug
Finishing Coat	Sherwin-Williams Powdura Polyester TGIC Gloss Powder Coating
Finish (prep)	Mechanical and/or Chemical Pretreatment for Maximum Paint Adhesion
Color	Black

STANDARD PRICING

MODEL#	DESCRIPTION	WEIGHT in lbs	MSRP:
GH0220102	102" x 20' Heavy Duty Gooseneck	5929	\$9,707.14
GH0222102	102" x 22' Heavy Duty Gooseneck	6181	\$9,914.29
GH0224102	102" x 24' Heavy Duty Gooseneck	6448	\$10,114.29
GH0225102	102" x 25' Heavy Duty Gooseneck	6573	\$10,221.43
GH0226102	102" x 26' Heavy Duty Gooseneck	6795	\$10,321.43
GH0228102	102" x 28' Heavy Duty Gooseneck	7067	\$10,521.43
GH0230102	102" x 30' Heavy Duty Gooseneck	7322	\$10,728.57
GH0232102	102" x 32' Heavy Duty Gooseneck	7574	\$10,935.71
GH0234102	102" x 34' Heavy Duty Gooseneck	7833	\$11,135.71
GH0236102	102" x 36' Heavy Duty Gooseneck	8104	\$11,882.86
GH0238102	102" x 38' Heavy Duty Gooseneck	8356	\$12,112.86
GH0240102	102" x 40' Heavy Duty Gooseneck	9582	\$12,335.71

GOOSENECK HEAVY DUTY

AVAILABLE OPTIONS



CODE	DESCRIPTION	MSRP:
HS2	2 - 10000 Lb Axles (2 Hyd Disc Brakes) Std Sprd	\$2,850.00
ET2	2 - 10000 Lb Tors Axles (LEVEL)(2 Elec Brakes)	\$3,014.29
HT2	2 - 10000 Lb Tors Axles(LEVEL)(2 Hyd Drum Brakes)	\$3,950.00
AS2	2 - 10000 Lb Axles (2 Air Brakes)	\$6,921.43
ES2	2 - 12000 Lb Axles (2 Elec Brakes)	\$1,635.71
HS2	2 - 12000 Lb Axles (2 Hyd Disc Brakes)	\$3,364.29
AS2	2 - 12000 Lb Axles (2 Air Brakes)	\$7,357.14
ES2	2 - 15000 Lb Axles (2 Elec Brakes)	\$5,250.00
HS2	2 - 15000 Lb Axles (2 Hyd Drum Brakes)	\$7,321.43
AS2	2 - 15000 Lb Axles (2 Air Brakes)	\$8,107.14
ES3	3 - 10000 Lb Axles (3 Elec Brakes)	\$2,321.43
HS3	3 - 10000 Lb Axles (3 Hyd Disc Brakes)	\$6,707.14
ET3	3 - 10000 Lb Tors Axles (LEVEL)(3 Elec Brakes)	\$7,378.57
HT3	3 - 10000 Lb Tors Axles(LEVEL)(3 Hyd Drum Brakes)	\$7,878.57
AS3	3 - 10000 Lb Axles (3 Air Brakes)	\$10,914.29
ES3	3 - 12000 Lb Axles (3 Elec Brakes)	\$4,707.14
HS3	3 - 12000 Lb Axles (3 Hyd Disc Brakes)	\$7,850.00
AS3	3 - 12000 Lb Axles (3 Air Brakes)	\$11,707.14
A06	ST235/85 R16 LRG 14 Ply.	\$107.14
A07	ST215-75R-175H-1 17.5" X 6.75" (15k)	\$214.29
A22	215-75R-175H-1 Single 17.5" X 6.75", 8 X 6.5 (10K)	\$85.71
A21	ST215/75 R17.5 LRH (Dual)	\$214.29
B07	I-Beam Frame 12" 22lb	\$7.14 ft.
C15	Gooseneck Coupler 2-5/16" Adjustable Sq.	\$64.29
C50	King Pin Fifth-Wheel Adapter Adjustable Rd.	\$157.14
C51	King Pin Fifth-Wheel Adapter Adjustable Sq.	\$157.14
CR1	Locking Chain Rack	\$107.14
N01	Raised Neck & Coupler 6"	\$150.00
N02	Raised Neck & Coupler 12"	\$221.43
D10	5' Self Clean Dove w/Slide In Ramps	\$292.86
D11	5' Dove w/Wood & 2 Flip Over Ramps	\$421.43
D12	5' Dove w/Wood & 2 Slide In Ramps	\$292.86
D13	5' Self Clean Dove w/2 Flip Over Ramps	\$400.00
D14	5' Self Clean Dove w/3 Flip Over Ramps	\$614.29
D15	5' Center Pop Up w/2 Flip Over Ramps	\$1,171.43
D16	5' Pop Up w/2 Slide In Ramps	\$878.57
D18	5' Dove w/Wood & 3 Flip Over Ramps	\$642.86
D19	Straight Deck w/Out Ramps	-\$142.86
H08	Multi Purpose Equipment Dove	\$1,064.29
E03	Steel Floor DP	\$27.14 ft.
E05	Rough Oak Floor	\$22.86 ft.
E07	Douglas Fir Wood Floor	\$11.43 ft.
E09	Blackwood Lumber	\$50.00 ft.
F99	Diamond Plate Over Wheels	\$292.86
I02	12" Cross-Members	\$15.00 ft.
J06	Jack Spring Loaded Drop Leg 2-Speed 2-25K	\$564.29
J07	Jack Spring Loaded Drop Leg 2-10K Hyd. w/Solar Panel Charger	\$1,757.14
J08	Jack Spring Loaded Drop Leg 2-10K Elec.	\$1,135.71
L04	Bolt On Headache Light Bar	\$350.00
L10	LED Single Row Light Bar	\$257.14
L11	LED Dual Row Light Bar	\$357.14

L07	Lighting LED (w/Cold Weather Harness)	\$35.71
L05	Lighting LED (Back Up)	\$135.71
M01	D-Rings 3" Weld On (each)	\$21.43
M50	D-Rings 4" Weld On (each)	\$28.57
M00	D-Rings 4" Recessed 360 Rotational Bolt On	\$28.57
M19	3" Removable D-Rings (each)	\$41.43
M29	4" Removable D-Rings (each)	\$48.57
T03	Side Tool Box (LH)	\$321.43
T04	Side Tool Box (RH)	\$321.43
T12	Top Riser Toolbox	\$464.29
U01	Under Frame Bridge	\$7.14 ft.
U02	Pipe Bridge (Standard on 36'+)	\$11.43 ft.
W01	Winch Plate	\$71.43
W02	1/2" Plate for Winch	\$185.71
W10	15,000 lb. Winch Package	\$3,314.29
W11	1/2" Plate w/15,000 lb. Winch Package	\$3,457.14
WS1	Wheel Simulators	\$571.43
WR1	Under Frame Rack	\$321.43
Y01	Spread Axles 6"	\$121.43
Y02	Spread Axles 72"	\$92.86
Y10	Hutch Suspension	\$1,141.43
Y11	Hanger Kit Tor Axle	\$0.00
Y18	Air Ride Suspension	\$3,564.29
Y19	Air Ride Suspension 1 Lift Axle	\$4,564.29
Z01	Ratchets Weld-On Every 5 Ft	\$35.71
Z02	Ratchets Adjustable Every 5 Ft	\$28.57
Z03	Ratchet Track Weld-On	\$14.29
DO1	Deck Over Neck 102" X 96"	\$700.00
DO2	Deck Over Neck 45 Degree Corner 102" X 96"	\$914.29
RH1	Bumper Attached Receiver Hitch	\$142.86
RS2	2 - Rear Support Stands (Tube)	\$128.57
SS1	Second Side Step	\$35.71
SR1	Ramp Support Arms	\$78.57
SP1	4 - Additional Stake Pockets	\$24.29
ZP2	Powdura OneCure Primer	\$285.71
CG3	Gray	\$71.43
CW4	White	\$71.43
CR5	Red	\$71.43
CB6	Blue	\$71.43
CG7	Green	\$71.43
CY8	Yellow	\$71.43
CO9	Orange	\$71.43
CA1	OD Army Green	\$71.43
CT2	Coyote Tan	\$71.43
CP0	Pink	\$71.43
CNG	Neon Green	\$71.43



PINTLE HOOK HEAVY DUTY

w/12" 14 lb I-Beam Frame & Hyd Dove Tail 14,000 Lb



STANDARD SPECIFICATIONS	
GVWR:	14,000 lb
GAWR:	7,000 Lb (ea axle)
Couplers	3" Bolt On Adjustable Pintle Eye (50,000lb)
Safety Chains	18,800 Lb 5/16 x 36 G#70
Jack	2-10K Drop Leg Spring Return
Axles	2-7,000 Lb Cambered Dexter Spring 2 Elec. Brake Forward Adjusting
Wheels	16" 8-Hole
Tires	235/80 R16 LRE (w/ spare)
Suspension	Multi-Leaf Spring
Tongue	12" I-Beam (14 lbs/ft)
Frame	12" I-Beam (14 lbs/ft)
Crossmembers	3" Channel 16" OC (3.5 lbs/ft)
Flooring	Treated Wood
Lights	LED D.O.T. Stop, Tail, Turn and Clearance
Wire Harness	16 Ga. 5-Way Double Insulated Harness w/7-way plug
Hydraulic Cylinder	3" x 10 w/1.25" Shaft
Hydraulic Power Units	Double Acting Power Unit
Finishing Coat	Sherwin-Williams Powdura Polyester TGIC Gloss Powder Coating Mechanical and/or Chemical
Finish (prep)	Pretreatment for Maximum Paint Adhesion
Color	Black

STANDARD PRICING

MODEL#	DESCRIPTION	WEIGHT in lbs	MSRP:
PR0226072	102" X 26' Heavy Duty Pintle Hook Hyd. Dove Tail	5589	\$9,535.71
PR0228072	102" X 28' Heavy Duty Pintle Hook Hyd. Dove Tail	5938	\$9,692.86
PR0230072	102" X 30' Heavy Duty Pintle Hook Hyd. Dove Tail	6170	\$9,857.14
PR0232072	102" X 32' Heavy Duty Pintle Hook Hyd. Dove Tail	6402	\$10,014.29
PR0234072	102" X 34' Heavy Duty Pintle Hook Hyd. Dove Tail	6634	\$10,178.57

PINTLE HOOK HEAVY DUTY

AVAILABLE OPTIONS




CODE	DESCRIPTION	MSRP:
HS2	2 - 7,000 Lb Axles (2 Hyd Drum Brakes)	\$1,192.86
HS2	2 - 7,000 Lb Axles (2 Hyd Disc Brakes)	\$1,607.14
ETB	2 - 7,000 Lb Tors Axles (DOWN 2 Elec Brakes) Forward Adjusting	\$392.86
HT2	2 - 7,000 Lb Tors Axles (DOWN)(2 Hyd Drum Brakes)	\$1,650.00
HT2	2 - 7,000 Lb Tors Axles (DOWN)(2 Hyd. Disc Brakes)	\$2,207.14
ESB	2 - 8,000 Lb Axles (2 Elec Brakes) Forward Adjusting	\$2,850.00
ETB	2 - 8,000 Lb Tors Axles (DOWN 2 Elec Brakes) Forward Adjusting	\$3,235.71
HS2	2 - 8,000 Lb Axles (2 Hyd Disc Brakes)	\$3,992.86
HT2	2 - 8,000 Lb Tors Axles(DOWN)(2 Hyd Drum Brakes)	\$4,378.57
A06	ST235/85 R16 LRG 14 Ply.	\$107.14
A20	ST235/80 R16 LRE 10 Ply. w/Chrome Wheels	\$135.71
A14	ST235/85 R16 LRG 14 Ply. w/Chrome Wheels	\$242.86
A15	215-75R-175H-1 Single 17.5" X 6.75", 8 X 6.5 (8k)	\$221.43
A16	ST235/80 R16 LRE 10 Ply. w/Aluminum Wheels	\$185.71
A17	ST235/85 R16 LRG 14 Ply. w/Aluminum Wheels	\$285.71
B06	I-Beam Frame 12" 22lb	\$7.14 ft.
C09	Coupler 2-5/16" Adjustable Flat Mount Turtle	\$178.57
D50	Cleats on Dove Tail	\$257.14
E03	Steel Floor DP	\$27.14 ft.
E05	Rough Oak Floor	\$22.86 ft.
E07	Douglas Fir Wood Floor	\$11.43 ft.
E09	Blackwood Lumber	\$50.00 ft.
I02	12" Cross-Members	\$15.00 ft.
J06	Jack Spring Loaded Drop Leg 2-Speed 2-25K	\$564.29
J07	Jack Spring Loaded Drop Leg 2-10K Hyd. w/Solar Panel Charger	\$1,421.43
J08	Jack Spring Loaded Drop Leg 2-10K Elec.	\$1,135.71
L10	LED Single Row Light Bar	\$257.14
L11	LED Dual Row Light Bar	\$357.14
L07	Lighting LED (w/Cold Weather Harness)	\$35.71
L05	Lighting LED (Back Up)	\$135.71
M01	D-Rings 3" Weld On (each)	\$21.43
M50	D-Rings 4" Weld On (each)	\$28.57
M00	D-Rings 4" Recessed 360 Rotational Bolt On	\$28.57
M19	3" Removable D-Rings (each)	\$41.43
M29	4" Removable D-Rings (each)	\$48.57
MF1	Mud Flaps	\$71.43
T03	Side Tool Box (LH)	\$321.43
T04	Side Tool Box (RH)	\$321.43
U01	Under Frame Bridge	\$7.14 ft.
U02	Pipe Bridge (Standard on 36'+)	\$11.43 ft.
W01	Winch Plate	\$71.43
W10	15,000 lb. Winch Package	\$3,314.29
WR1	Under Frame Rack	\$321.43
EL1	Wet Bolt Kit Equalizer Lubrication	\$35.71
Z01	Ratchets Weld-On Every 5 Ft	\$35.71
Z02	Ratchets Adjustable Every 5 Ft	\$28.57
Z03	Ratchet Track Weld-On	\$14.29
RS2	2 - Rear Support Stands (Tube)	\$128.57
SS1	Second Side Step	\$35.71
SC1	Solar Panel Charger	\$142.86
RC1	Wireless Remote Double Acting Dump Control	\$178.57

SP1	4 - Additional Stake Pockets	\$24.29
ZP2	Powdura OneCure Primer	\$285.71
CG3	Gray	\$71.43
CW4	White	\$71.43
CR5	Red	\$71.43
CB6	Blue	\$71.43
CG7	Green	\$71.43
CY8	Yellow	\$71.43
CO9	Orange	\$71.43
CA1	OD Army Green	\$71.43
CT2	Coyote Tan	\$71.43
CP0	Pink	\$71.43
CNG	Neon Green	\$71.43



PINTLE HOOK HEAVY DUTY

w/12" 19 lb I-Beam Frame & Hyd Dove Tail 21,000 Lb



STANDARD SPECIFICATIONS	
GVWR:	21,000 Lb
GAWR:	7,000 Lb (ea axle)
Couplers	3" Bolt On Adjustable Pintle Eye (50,000lb)
Safety Chains	26,400 Lb 3/8 x 36 G#70
Jack	2-10K Drop Leg Spring Return
Axles	3-7,000 Lb Cambered Dexter Spring 3 Elec. Brake Forward Adjusting
Wheels	16" 8-Hole
Tires	235/80 R16 LRE (w/ spare)
Suspension	Multi-Leaf Spring
Tongue	12" I-Beam (19 lbs/ft)
Frame	12" I-Beam (19 lbs/ft)
Crossmembers	3" Channel 16" OC (3.5 lbs/ft)
Flooring	Treated Wood
Lights	LED D.O.T. Stop, Tail, Turn and Clearance
Wire Harness	16 Ga. 5-Way Double Insulated Harness w/7-way plug
Hydraulic Cylinder	3" x 10 w/1.25" Shaft
Hydraulic Power Units	Double Acting Power Unit
Finishing Coat	Sherwin-Williams Powdura Polyester TGIC Gloss Powder Coating Mechanical and/or Chemical
Finish (prep)	Pretreatment for Maximum Paint Adhesion
Color	Black

STANDARD PRICING

MODEL#	DESCRIPTION	WEIGHT in lbs	MSRP:
PR0226073	102" X 26' Heavy Duty Pintle Hook Hyd. Dove Tail	5973	\$10,692.86
PR0228073	102" X 28' Heavy Duty Pintle Hook Hyd. Dove Tail	6205	\$10,850.00
PR0230073	102" X 30' Heavy Duty Pintle Hook Hyd. Dove Tail	6437	\$11,014.29
PR0232073	102" X 32' Heavy Duty Pintle Hook Hyd. Dove Tail	6669	\$11,171.43
PR0234073	102" X 34' Heavy Duty Pintle Hook Hyd. Dove Tail	6901	\$11,335.71
PR0236073	102" X 36' Heavy Duty Pintle Hook Hyd. Dove Tail	7133	\$11,997.14
PR0238073	102" X 38' Heavy Duty Pintle Hook Hyd. Dove Tail	7365	\$12,220.00
PR0240073	102" X 40' Heavy Duty Pintle Hook Hyd. Dove Tail	7597	\$12,450.00

PINTLE HOOK HEAVY DUTY

AVAILABLE OPTIONS



CODE	DESCRIPTION	MSRP:
ETC	3 - 7,000 Lb Tors Axles (DOWN 3 Elec Brakes) Forward Adjusting	\$735.71
HS3	3 - 7,000 Lb Axles (3 Hyd Drum Brakes)	\$1,328.57
HS3	3 - 7,000 Lb Axles (3 Hyd Disc Brakes)	\$1,921.43
HT3	3 - 7,000 Lb Tors Axles(DOWN)(3 Hyd Drum Brakes)	\$2,071.43
HT3	3 - 7,000 Lb Tors Axles (DOWN)(3 Hyd. Disc Brakes)	\$2,671.43
ESC	3 - 8,000 Lb Axles (3 Elec Brakes) Forward Adjusting	\$4,071.43
ETC	3 - 8,000 Lb Tors Axles (DOWN 3 Elec Brakes) Forward Adjusting	\$4,742.86
HS3	3 - 8,000 Lb Axles (3 Hyd Disc Brakes)	\$5,450.00
HT3	3 - 8,000 Lb Tors Axles(DOWN)(3 Hyd Drum Brakes)	\$5,835.71
A06	ST235/85 R16 LRG 14 Ply.	\$107.14
A20	ST235/80 R16 LRE 10 Ply. w/Chrome Wheels	\$135.71
A14	ST235/85 R16 LRG 14 Ply. w/Chrome Wheels	\$242.86
A15	215-75R-175H-1 Single 17.5" X 6.75", 8 X 6.5 (8k)	\$221.43
A16	ST235/80 R16 LRE 10 Ply. w/Aluminum Wheels	\$185.71
A17	ST235/85 R16 LRG 14 Ply. w/Aluminum Wheels	\$285.71
B07	I-Beam Frame 12" 22lb	\$7.14
C09	Coupler 2-5/16" Adjustable Flat Mount Turtle	\$178.57
D50	Cleats on Dove Tail	\$257.14
E03	Steel Floor DP	\$27.14 ft.
E05	Rough Oak Floor	\$22.86 ft.
E07	Douglas Fir Wood Floor	\$11.43 ft.
E09	Blackwood Lumber	\$50.00 ft.
I02	12" Cross-Members	\$15.00 ft.
J06	Jack Spring Loaded Drop Leg 2-Speed 2-25K	\$564.29
J07	Jack Spring Loaded Drop Leg 2-10K Hyd. w/Solar Panel Charger	\$1,421.43
J08	Jack Spring Loaded Drop Leg 2-10K Elec.	\$1,135.71
L10	LED Single Row Light Bar	\$257.14
L11	LED Dual Row Light Bar	\$357.14
L07	Lighting LED (w/Cold Weather Harness)	\$35.71
L05	Lighting LED (Back Up)	\$135.71
M01	D-Rings 3" Weld On (each)	\$21.43
M50	D-Rings 4" Weld On (each)	\$28.57
M00	D-Rings 4" Recessed 360 Rotational Bolt On	\$28.57
M19	3" Removable D-Rings (each)	\$41.43
M29	4" Removable D-Rings (each)	\$48.57
MF1	Mud Flaps	\$71.43
T03	Side Tool Box (LH)	\$321.43
T04	Side Tool Box (RH)	\$321.43
U01	Under Frame Bridge	\$7.14 ft.
U02	Pipe Bridge (Standard on 36'+)	\$11.43 ft.
W01	Winch Plate	\$71.43
W10	15,000 lb. Winch Package	\$3,314.29
WR1	Under Frame Rack	\$321.43
EL1	Wet Bolt Kit Equalizer Lubrication	\$35.71
Z01	Ratchets Weld-On Every 5 Ft	\$35.71

Z02	Ratchets Adjustable Every 5 Ft	\$28.57
Z03	Ratchet Track Weld-On	\$14.29
RS2	2 - Rear Support Stands (Tube)	\$128.57
SS1	Second Side Step	\$35.71
SC1	Solar Panel Charger	\$142.86
RC1	Wireless Remote Double Acting Dump Control	\$178.57
SP1	4 - Additional Stake Pockets	\$24.29
ZP2	Powdura OneCure Primer	\$285.71
CG3	Gray	\$71.43
CW4	White	\$71.43
CR5	Red	\$71.43
CB6	Blue	\$71.43
CG7	Green	\$71.43
CY8	Yellow	\$71.43
CO9	Orange	\$71.43
CA1	OD Army Green	\$71.43
CT2	Coyote Tan	\$71.43
CP0	Pink	\$71.43
CNG	Neon Green	\$71.43



PINTLE HOOK HEAVY DUTY

w/12" 19 lb I-Beam Frame & Hyd Dove Tail 22,000 Lb



STANDARD SPECIFICATIONS	
GVWR:	22,000 lb
GAWR:	10,000 lbs (per axle)
Couplers	3" Bolt On Adjustable Pintle Eye (50,000lb)
Safety Chains	26,400 Lb 3/8 x 36 G#70
Jack	2-10K Drop Leg Spring Return
Axles	2-10,000 Lb Dexter Spring Elec Brakes
Wheels	16" 8-Hole Duals
Tires	235/80 R16 LRE (w/ spare)
Suspension	Multi-Leaf Spring
Tongue	12" I-Beam (19 lbs/ft)
Frame	12" I-Beam (19 lbs/ft)
Crossmembers	3" Channel 16" OC (3.5 lbs/ft)
Flooring	Treated Wood
Lights	LED D.O.T. Stop, Tail, Turn and Clearance
Wire Harness	16 Ga. 5-Way Double Insulated Harness w/7-way plug
Hydraulic Cylinder	3" x 10 w/1.25" Shaft
Hydraulic Power Units	Double Acting Power Unit
Finishing Coat	Sherwin-Williams Powdura Polyester TGIC Gloss Powder Coating
Finish (prep)	Mechanical and/or Chemical Pretreatment for Maximum Paint Adhesion
Color	Black

STANDARD PRICING

MODEL#	DESCRIPTION	WEIGHT in lbs	MSRP:
PR0226102	102" X 26' Pintle Hook Heavy Duty Hyd. Dove Tail	6870	\$12,735.71
PR0228102	102" X 28' Pintle Hook Heavy Duty Hyd. Dove Tail	7146	\$12,942.86
PR0230102	102" X 30' Pintle Hook Heavy Duty Hyd. Dove Tail	7447	\$13,142.86
PR0232102	102" X 32' Pintle Hook Heavy Duty Hyd. Dove Tail	7706	\$13,350.00
PR0234102	102" X 34' Pintle Hook Heavy Duty Hyd. Dove Tail	7948	\$13,550.00
PR0236102	102" X 36' Pintle Hook Heavy Duty Hyd. Dove Tail	8201	\$14,297.14
PR0238102	102" X 38' Pintle Hook Heavy Duty Hyd. Dove Tail	8479	\$14,527.14
PR0240102	102" X 40' Pintle Hook Heavy Duty Hyd. Dove Tail	9627	\$14,750.00

PINTLE HOOK HEAVY DUTY

AVAILABLE OPTIONS



CODE	DESCRIPTION	MSRP:
HS2	2 - 10000 Lb Axles (2 Hyd Disc Brakes) Std Sprd	\$2,850.00
ET2	2 - 10000 Lb Tors Axles (LEVEL)(2 Elec Brakes)	\$3,014.29
HT2	2 - 10000 Lb Tors Axles(LEVEL)(2 Hyd Drum Brakes)	\$3,950.00
AS2	2 - 10000 Lb Axles (2 Air Brakes)	\$6,921.43
ES2	2 - 12000 Lb Axles (2 Elec Brakes)	\$1,635.71
HS2	2 - 12000 Lb Axles (2 Hyd Disc Brakes)	\$3,364.29
AS2	2 - 12000 Lb Axles (2 Air Brakes)	\$7,357.14
ES2	2 - 15000 Lb Axles (2 Elec Brakes)	\$5,250.00
HS2	2 - 15000 Lb Axles (2 Hyd Drum Brakes)	\$7,321.43
AS2	2 - 15000 Lb Axles (2 Air Brakes)	\$8,107.14
ES3	3 - 10000 Lb Axles (3 Elec Brakes)	\$2,321.43
HS3	3 - 10000 Lb Axles (3 Hyd Disc Brakes)	\$6,707.14
ET3	3 - 10000 Lb Tors Axles (LEVEL)(3 Elec Brakes)	\$7,378.57
HT3	3 - 10000 Lb Tors Axles(LEVEL)(3 Hyd Drum Brakes)	\$7,878.57
AS3	3 - 10000 Lb Axles (3 Air Brakes)	\$10,914.29
ES3	3 - 12000 Lb Axles (3 Elec Brakes)	\$4,707.14
HS3	3 - 12000 Lb Axles (3 Hyd Disc Brakes)	\$7,850.00
AS3	3 - 12000 Lb Axles (3 Air Brakes)	\$11,707.14
A06	ST235/85 R16 LRG 14 Ply.	\$107.14
A07	ST215-75R-175H-1 17.5" X 6.75" (15k)	\$214.29
A22	215-75R-175H-1 Single 17.5" X 6.75", 8 X 6.5 (10K)	\$85.71
A21	ST215/75 R17.5 LRH (Dual)	\$214.29
B07	I-Beam Frame 12" 22lb	\$7.14 ft.
C09	Coupler 2-5/16" Adjustable Flat Mount Turtle	\$178.57
D50	Cleats on Dove Tail	\$257.14
E03	Steel Floor DP	\$27.14 ft.
E05	Rough Oak Floor	\$22.86 ft.
E07	Douglas Fir Wood Floor	\$11.43 ft.
E09	Blackwood Lumber	\$50.00 ft.
I02	12" Cross-Members	\$15.00 ft.
J06	Jack Spring Loaded Drop Leg 2-Speed 2-25K	\$564.29
J07	Jack Spring Loaded Drop Leg 2-10K Hyd. w/Solar Panel Charger	\$1,421.43
J08	Jack Spring Loaded Drop Leg 2-10K Elec.	\$1,135.71
L10	LED Single Row Light Bar	\$257.14
L11	LED Dual Row Light Bar	\$357.14
L07	Lighting LED (w/Cold Weather Harness)	\$35.71
L05	Lighting LED (Back Up)	\$135.71
M01	D-Rings 3" Weld On (each)	\$21.43
M50	D-Rings 4" Weld On (each)	\$28.57
M00	D-Rings 4" Recessed 360 Rotational Bolt On	\$28.57
M19	3" Removable D-Rings (each)	\$41.43
M29	4" Removable D-Rings (each)	\$48.57
T03	Side Tool Box (LH)	\$321.43
T04	Side Tool Box (RH)	\$321.43
U01	Under Frame Bridge	\$7.14 ft.
U02	Pipe Bridge (Standard on 36'+)	\$11.43 ft.
W01	Winch Plate	\$71.43
W02	1/2" Plate for Winch	\$185.71
W10	15,000 lb. Winch Package	\$3,314.29
W11	1/2" Plate w/15,000 lb. Winch Package	\$3,457.14
WS1	Wheel Simulators	\$571.43

WR1	Under Frame Rack	\$321.43
Y01	Spread Axles 6"	\$121.43
Y02	Spread Axles 72"	\$92.86
Y10	Hutch Suspension	\$1,141.43
Y11	Hanger Kit Tor Axle	\$0.00
Y18	Air Ride Suspension	\$3,564.29
Y19	Air Ride Suspension 1 Lift Axle	\$4,564.29
Z01	Ratchets Weld-On Every 5 Ft	\$35.71
Z02	Ratchets Adjustable Every 5 Ft	\$28.57
Z03	Ratchet Track Weld-On	\$14.29
RS2	2 - Rear Support Stands (Tube)	\$128.57
SS1	Second Side Step	\$35.71
SC1	Solar Panel Charger	\$142.86
RC1	Wireless Remote Double Acting Dump Control	\$178.57
SP1	4 - Additional Stake Pockets	\$24.29
ZP2	Powdura OneCure Primer	\$285.71
CG3	Gray	\$71.43
CW4	White	\$71.43
CR5	Red	\$71.43
CB6	Blue	\$71.43
CG7	Green	\$71.43
CY8	Yellow	\$71.43
CO9	Orange	\$71.43
CA1	OD Army Green	\$71.43
CT2	Coyote Tan	\$71.43
CP0	Pink	\$71.43
CNG	Neon Green	\$71.43



GOOSENECK HEAVY DUTY

w/12" 14 lb I-Beam Frame & Hyd Dove Tail 14,000 Lb



Photo may be shown with additional options

STANDARD SPECIFICATIONS	
GVWR:	14,000 lb
GAWR:	7,000 Lb (ea axle)
Couplers	2 5/16" Adjustable Coupler Round (20,000 lb)
Neck	12" I-Beam (14 lbs/ft)
Safety Chains	18,800 Lb 5/16 x 36 G#70
Jack	2-10K Drop Leg Spring Return
Axles	2-7,000 Lb Cambered Dexter Spring 2 Elec. Brake Forward Adjusting
Wheels	16" 8-Hole
Tires	235/80 R16 LRE (w/ spare)
Suspension	Multi-Leaf Spring
Frame	12" I-Beam (14 lbs/ft)
Crossmembers	3" Channel 16" OC (3.5 lbs/ft)
Tool Box	Front Tool box
Flooring	Treated Wood
Lights	LED D.O.T. Stop, Tail, Turn and Clearance
Wire Harness	16 Ga. 5-Way Double Insulated Harness w/7-way plug
Hydraulic Cylinder	3" x 10 w/1.25" Shaft
Hydraulic Power Units	Double Acting Power Unit
Finishing Coat	Sherwin-Williams Powdura Polyester TGIC Gloss Powder Coating Mechanical and/or Chemical
Finish (prep)	Pretreatment for Maximum Paint Adhesion
Color	Black

STANDARD PRICING

MODEL#	DESCRIPTION	WEIGHT in lbs	MSRP:
GR0226072	102" X 26' Heavy Duty Gooseneck Hyd. Dove Tail	6360	\$9,957.14
GR0228072	102" X 28' Heavy Duty Gooseneck Hyd. Dove Tail	6709	\$10,114.29
GR0230072	102" X 30' Heavy Duty Gooseneck Hyd. Dove Tail	6941	\$10,278.57
GR0232072	102" X 32' Heavy Duty Gooseneck Hyd. Dove Tail	7173	\$10,435.71
GR0234072	102" X 34' Heavy Duty Gooseneck Hyd. Dove Tail	7405	\$10,600.00

GOOSENECK HEAVY DUTY

AVAILABLE OPTIONS




CODE	DESCRIPTION	MSRP:
HS2	2 - 7,000 Lb Axles (2 Hyd Drum Brakes)	\$1,192.86
HS2	2 - 7,000 Lb Axles (2 Hyd Disc Brakes)	\$1,607.14
ETB	2 - 7,000 Lb Tors Axles (DOWN 2 Elec Brakes) Forward Adjusting	\$392.86
HT2	2 - 7,000 Lb Tors Axles (DOWN)(2 Hyd Drum Brakes)	\$1,650.00
HT2	2 - 7,000 Lb Tors Axles (DOWN)(2 Hyd. Disc Brakes)	\$2,207.14
ESB	2 - 8,000 Lb Axles (2 Elec Brakes) Forward Adjusting	\$2,850.00
ETB	2 - 8,000 Lb Tors Axles (DOWN 2 Elec Brakes) Forward Adjusting	\$3,235.71
HS2	2 - 8,000 Lb Axles (2 Hyd Disc Brakes)	\$3,992.86
HT2	2 - 8,000 Lb Tors Axles(DOWN)(2 Hyd Drum Brakes)	\$4,378.57
A06	ST235/85 R16 LRG 14 Ply.	\$107.14
A20	ST235/80 R16 LRE 10 Ply. w/Chrome Wheels	\$135.71
A14	ST235/85 R16 LRG 14 Ply. w/Chrome Wheels	\$242.86
A15	215-75R-175H-1 Single 17.5" X 6.75", 8 X 6.5 (8k)	\$221.43
A16	ST235/80 R16 LRE 10 Ply. w/Aluminum Wheels	\$185.71
A17	ST235/85 R16 LRG 14 Ply. w/Aluminum Wheels	\$285.71
B06	I-Beam Frame 12" 22lb	\$7.14 ft.
C15	Gooseneck Coupler 2-5/16" Adjustable Sq.	\$64.29
C50	King Pin Fifth-Wheel Adapter Adjustable Rd.	\$157.14
C51	King Pin Fifth-Wheel Adapter Adjustable Sq.	\$157.14
CR1	Locking Chain Rack	\$107.14
D50	Cleats on Dove Tail	\$257.14
N01	Raised Neck & Coupler 6"	\$150.00
N02	Raised Neck & Coupler 12"	\$221.43
E03	Steel Floor DP	\$27.14 ft.
E05	Rough Oak Floor	\$22.86 ft.
E07	Douglas Fir Wood Floor	\$11.43 ft.
E09	Blackwood Lumber	\$50.00 ft.
I02	12" Cross-Members	\$15.00 ft.
J06	Jack Spring Loaded Drop Leg 2-Speed 2-25K	\$564.29
J07	Jack Spring Loaded Drop Leg 2-10K Hyd. w/Solar Panel Charger	\$1,421.43
J08	Jack Spring Loaded Drop Leg 2-10K Elec.	\$1,135.71
L04	Bolt On Headache Light Bar	\$350.00
L10	LED Single Row Light Bar	\$257.14
L11	LED Dual Row Light Bar	\$357.14
L07	Lighting LED (w/Cold Weather Harness)	\$35.71
L05	Lighting LED (Back Up)	\$135.71
M01	D-Rings 3" Weld On (each)	\$21.43
M50	D-Rings 4" Weld On (each)	\$28.57
M00	D-Rings 4" Recessed 360 Rotational Bolt On	\$28.57
M19	3" Removable D-Rings (each)	\$41.43
M29	4" Removable D-Rings (each)	\$48.57
MF1	Mud Flaps	\$71.43
T03	Side Tool Box (LH)	\$321.43
T04	Side Tool Box (RH)	\$321.43
T12	Top Riser Toolbox	\$464.29
U01	Under Frame Bridge	\$7.14 ft.
U02	Pipe Bridge (Standard on 36'+)	\$11.43 ft.
W01	Winch Plate	\$71.43
W10	15,000 lb. Winch Package	\$3,314.29
WR1	Under Frame Rack	\$321.43

EL1	Wet Bolt Kit Equalizer Lubrication	\$35.71
Z01	Ratchets Weld-On Every 5 Ft	\$35.71
Z02	Ratchets Adjustable Every 5 Ft	\$28.57
Z03	Ratchet Track Weld-On	\$14.29
DO1	Deck Over Neck 102" X 96"	\$700.00
RS2	2 - Rear Support Stands (Tube)	\$128.57
SS1	Second Side Step	\$35.71
SC1	Solar Panel Charger	\$142.86
RC1	Wireless Remote Double Acting Dump Control	\$178.57
SP1	4 - Additional Stake Pockets	\$24.29
ZP2	Powdura OneCure Primer	\$285.71
CG3	Gray	\$71.43
CW4	White	\$71.43
CR5	Red	\$71.43
CB6	Blue	\$71.43
CG7	Green	\$71.43
CY8	Yellow	\$71.43
CO9	Orange	\$71.43
CA1	OD Army Green	\$71.43
CT2	Coyote Tan	\$71.43
CP0	Pink	\$71.43
CNG	Neon Green	\$71.43



GOOSENECK HEAVY DUTY

w/12" 19 lb I-Beam Frame & Hyd Dove Tail 21,000 Lb



STANDARD SPECIFICATIONS	
GVWR:	21,000 lb
GAWR:	7,000 Lb (ea axle)
Couplers	2 5/16" Adjustable Coupler Round (25,000 lb)
Neck	12" I-Beam (19 lbs/ft)
Safety Chains	26,400 Lb 3/8 x 36 G#70
Jack	2-10K Drop Leg Spring Return
Axles	3-7,000 Lb Cambered Dexter Spring 3 Elec. Brake Forward Adjusting
Wheels	16" 8-Hole
Tires	235/80 R16 LRE (w/ spare)
Suspension	Multi-Leaf Spring
Frame	12" I-Beam (19 lbs/ft)
Crossmembers	3" Channel 16" OC (3.5 lbs/ft)
Tool Box	Front Tool box
Flooring	Treated Wood
Lights	LED D.O.T. Stop, Tail, Turn and Clearance
Wire Harness	16 Ga. 5-Way Double Insulated Harness w/7-way plug
Hydraulic Cylinder	3" x 10 w/1.25" Shaft
Hydraulic Power Units	Double Acting Power Unit
Finishing Coat	Sherwin-Williams Powdura Polyester TGIC Gloss Powder Coating Mechanical and/or Chemical
Finish (prep)	Pretreatment for Maximum Paint Adhesion
Color	Black

STANDARD PRICING

MODEL#	DESCRIPTION	WEIGHT in lbs	MSRP:
GR0226073	102" X 26' Heavy Duty Gooseneck Hyd. Dove Tail		\$11,121.43
GR0228073	102" X 28' Heavy Duty Gooseneck Hyd. Dove Tail		\$11,278.57
GR0230073	102" X 30' Heavy Duty Gooseneck Hyd. Dove Tail		\$11,435.71
GR0232073	102" X 32' Heavy Duty Gooseneck Hyd. Dove Tail		\$11,592.86
GR0234073	102" X 34' Heavy Duty Gooseneck Hyd. Dove Tail		\$11,757.14
GR0236073	102" X 36' Heavy Duty Gooseneck Hyd. Dove Tail		\$12,504.29
GR0238073	102" X 38' Heavy Duty Gooseneck Hyd. Dove Tail		\$12,727.14
GR0240073	102" X 40' Heavy Duty Gooseneck Hyd. Dove Tail		\$12,957.14

GOOSENECK HEAVY DUTY

AVAILABLE OPTIONS



CODE	DESCRIPTION	MSRP:
ETC	3 - 7,000 Lb Tors Axles (DOWN 3 Elec Brakes) Forward Adjusting	\$735.71
HS3	3 - 7,000 Lb Axles (3 Hyd Drum Brakes)	\$1,328.57
HS3	3 - 7,000 Lb Axles (3 Hyd Disc Brakes)	\$1,921.43
HT3	3 - 7,000 Lb Tors Axles(DOWN)(3 Hyd Drum Brakes)	\$2,071.43
HT3	3 - 7,000 Lb Tors Axles (DOWN)(3 Hyd. Disc Brakes)	\$2,671.43
ESC	3 - 8,000 Lb Axles (3 Elec Brakes) Forward Adjusting	\$4,071.43
ETC	3 - 8,000 Lb Tors Axles (DOWN 3 Elec Brakes) Forward Adjusting	\$4,742.86
HS3	3 - 8,000 Lb Axles (3 Hyd Disc Brakes)	\$5,450.00
HT3	3 - 8,000 Lb Tors Axles(DOWN)(3 Hyd Drum Brakes)	\$5,835.71
A06	ST235/85 R16 LRG 14 Ply.	\$107.14
A20	ST235/80 R16 LRE 10 Ply. w/Chrome Wheels	\$135.71
A14	ST235/85 R16 LRG 14 Ply. w/Chrome Wheels	\$242.86
A15	215-75R-175H-1 Single 17.5" X 6.75", 8 X 6.5 (8k)	\$221.43
A16	ST235/80 R16 LRE 10 Ply. w/Aluminum Wheels	\$185.71
A17	ST235/85 R16 LRG 14 Ply. w/Aluminum Wheels	\$285.71
B07	I-Beam Frame 12" 22lb	\$7.14 ft.
C15	Gooseneck Coupler 2-5/16" Adjustable Sq.	\$64.29
C50	King Pin Fifth-Wheel Adapter Adjustable Rd.	\$157.14
C51	King Pin Fifth-Wheel Adapter Adjustable Sq.	\$157.14
CR1	Locking Chain Rack	\$107.14
D50	Cleats on Dove Tail	\$257.14
N01	Raised Neck & Coupler 6"	\$150.00
N02	Raised Neck & Coupler 12"	\$221.43
E03	Steel Floor DP	\$27.14 ft.
E05	Rough Oak Floor	\$22.86 ft.
E07	Douglas Fir Wood Floor	\$11.43 ft.
E09	Blackwood Lumber	\$50.00 ft.
I02	12" Cross-Members	\$15.00 ft.
J06	Jack Spring Loaded Drop Leg 2-Speed 2-25K	\$564.29
J07	Jack Spring Loaded Drop Leg 2-10K Hyd. w/Solar Panel Charger	\$1,421.43
J08	Jack Spring Loaded Drop Leg 2-10K Elec.	\$1,135.71
L04	Bolt On Headache Light Bar	\$350.00
L10	LED Single Row Light Bar	\$257.14
L11	LED Dual Row Light Bar	\$357.14
L07	Lighting LED (w/Cold Weather Harness)	\$35.71
L05	Lighting LED (Back Up)	\$135.71
M01	D-Rings 3" Weld On (each)	\$21.43
M50	D-Rings 4" Weld On (each)	\$28.57
M00	D-Rings 4" Recessed 360 Rotational Bolt On	\$28.57
M19	3" Removable D-Rings (each)	\$41.43
M29	4" Removable D-Rings (each)	\$48.57
MF1	Mud Flaps	\$71.43
T03	Side Tool Box (LH)	\$321.43
T04	Side Tool Box (RH)	\$321.43
T12	Top Riser Toolbox	\$464.29
U01	Under Frame Bridge	\$7.14 ft.
U02	Pipe Bridge (Standard on 36'+)	\$11.43 ft.
W01	Winch Plate	\$71.43
W10	15,000 lb. Winch Package	\$3,314.29
WR1	Under Frame Rack	\$321.43

EL1	Wet Bolt Kit Equalizer Lubrication	\$35.71
Z01	Ratchets Weld-On Every 5 Ft	\$35.71
Z02	Ratchets Adjustable Every 5 Ft	\$28.57
Z03	Ratchet Track Weld-On	\$14.29
DO1	Deck Over Neck 102" X 96"	\$700.00
RS2	2 - Rear Support Stands (Tube)	\$128.57
SS1	Second Side Step	\$35.71
SC1	Solar Panel Charger	\$142.86
RC1	Wireless Remote Double Acting Dump Control	\$178.57
SP1	4 - Additional Stake Pockets	\$24.29
ZP2	Powdura OneCure Primer	\$285.71
CG3	Gray	\$71.43
CW4	White	\$71.43
CR5	Red	\$71.43
CB6	Blue	\$71.43
CG7	Green	\$71.43
CY8	Yellow	\$71.43
CO9	Orange	\$71.43
CA1	OD Army Green	\$71.43
CT2	Coyote Tan	\$71.43
CP0	Pink	\$71.43
CNG	Neon Green	\$71.43



GOOSENECK HEAVY DUTY

w/12" 19 lb I-Beam Frame & Hyd Dove Tail 22,000 Lb



STANDARD SPECIFICATIONS	
GVWR:	22,000 lb
GAWR:	10,000 lbs (per axle)
Couplers	2 5/16" Adjustable Coupler Round (25,000 lb)
Neck	12" I-Beam (19 lbs/ft)
Safety Chains	26,400 Lb 3/8 x 36 G#70
Jack	2-10K Drop Leg Spring Return
Axles	2-10,000 Lb Dexter Spring Elec Brakes
Wheels	16" 8-Hole Duals
Tires	235/80 R16 LRE (w/ spare)
Suspension	Multi-Leaf Spring
Frame	12" I-Beam (19 lbs/ft)
Crossmembers	3" Channel 16" OC (3.5 lbs/ft)
Tool Box	Front Tool box
Flooring	Treated Wood
Lights	LED D.O.T. Stop, Tail, Turn and Clearance
Wire Harness	16 Ga. 5-Way Double Insulated Harness w/7-way plug
Hydraulic Cylinder	3" x 10 w/1.25" Shaft
Hydraulic Power Units	Double Acting Power Unit
Finishing Coat	Sherwin-Williams Powdura Polyester TGIC Gloss Powder Coating
Finish (prep)	Mechanical and/or Chemical Pretreatment for Maximum Paint Adhesion
Color	Black

STANDARD PRICING

MODEL#	DESCRIPTION	WEIGHT in lbs	MSRP:
GR0226102	102" X 26' Gooseneck Heavy Duty Hyd. Dove Tail	7470	\$13,250.00
GR0228102	102" X 28' Gooseneck Heavy Duty Hyd. Dove Tail	7746	\$13,457.14
GR0230102	102" X 30' Gooseneck Heavy Duty Hyd. Dove Tail	8047	\$13,657.14
GR0232102	102" X 32' Gooseneck Heavy Duty Hyd. Dove Tail	8306	\$13,864.29
GR0234102	102" X 34' Gooseneck Heavy Duty Hyd. Dove Tail	8548	\$14,064.29
GR0236102	102" X 36' Gooseneck Heavy Duty Hyd. Dove Tail	8801	\$14,811.43
GR0238102	102" X 38' Gooseneck Heavy Duty Hyd. Dove Tail	9079	\$15,041.43
GR0240102	102" X 40' Gooseneck Heavy Duty Hyd. Dove Tail	10227	\$15,264.29

GOOSENECK HEAVY DUTY

AVAILABLE OPTIONS



CODE	DESCRIPTION	MSRP:
HS2	2 - 10000 Lb Axles (2 Hyd Disc Brakes) Std Sprd	\$2,850.00
ET2	2 - 10000 Lb Tors Axles (LEVEL)(2 Elec Brakes)	\$3,014.29
HT2	2 - 10000 Lb Tors Axles(LEVEL)(2 Hyd Drum Brakes)	\$3,950.00
AS2	2 - 10000 Lb Axles (2 Air Brakes)	\$6,921.43
ES2	2 - 12000 Lb Axles (2 Elec Brakes)	\$1,635.71
HS2	2 - 12000 Lb Axles (2 Hyd Disc Brakes)	\$3,364.29
AS2	2 - 12000 Lb Axles (2 Air Brakes)	\$7,357.14
ES2	2 - 15000 Lb Axles (2 Elec Brakes)	\$5,250.00
HS2	2 - 15000 Lb Axles (2 Hyd Drum Brakes)	\$7,321.43
AS2	2 - 15000 Lb Axles (2 Air Brakes)	\$8,107.14
ES3	3 - 10000 Lb Axles (3 Elec Brakes)	\$2,321.43
HS3	3 - 10000 Lb Axles (3 Hyd Disc Brakes)	\$6,707.14
ET3	3 - 10000 Lb Tors Axles (LEVEL)(3 Elec Brakes)	\$7,378.57
HT3	3 - 10000 Lb Tors Axles(LEVEL)(3 Hyd Drum Brakes)	\$7,878.57
AS3	3 - 10000 Lb Axles (3 Air Brakes)	\$10,914.29
ES3	3 - 12000 Lb Axles (3 Elec Brakes)	\$4,707.14
HS3	3 - 12000 Lb Axles (3 Hyd Disc Brakes)	\$7,850.00
AS3	3 - 12000 Lb Axles (3 Air Brakes)	\$11,707.14
A06	ST235/85 R16 LRG 14 Ply.	\$107.14
A07	ST215-75R-175H-1 17.5" X 6.75" (15k)	\$214.29
A22	215-75R-175H-1 Single 17.5" X 6.75", 8 X 6.5 (10K)	\$85.71
A21	ST215/75 R17.5 LRH (Dual)	\$214.29
B07	I-Beam Frame 12" 22lb	\$7.14 ft.
C15	Gooseneck Coupler 2-5/16" Adjustable Sq.	\$64.29
D50	Cleats on Dove Tail	\$257.14
C50	King Pin Fifth-Wheel Adapter Adjustable Rd.	\$157.14
C51	King Pin Fifth-Wheel Adapter Adjustable Sq.	\$157.14
CR1	Locking Chain Rack	\$107.14
N01	Raised Neck & Coupler 6"	\$150.00
N02	Raised Neck & Coupler 12"	\$221.43
E03	Steel Floor DP	\$27.14 ft.
E05	Rough Oak Floor	\$22.86 ft.
E07	Douglas Fir Wood Floor	\$11.43 ft.
E09	Blackwood Lumber	\$50.00 ft.
I02	12" Cross-Members	\$15.00 ft.
J06	Jack Spring Loaded Drop Leg 2-Speed 2-25K	\$564.29
J07	Jack Spring Loaded Drop Leg 2-10K Hyd. w/Solar Panel Charger	\$1,421.43
J08	Jack Spring Loaded Drop Leg 2-10K Elec.	\$1,135.71
L04	Bolt On Headache Light Bar	\$350.00
L10	LED Single Row Light Bar	\$257.14
L11	LED Dual Row Light Bar	\$357.14
L07	Lighting LED (w/Cold Weather Harness)	\$35.71
L05	Lighting LED (Back Up)	\$135.71
M01	D-Rings 3" Weld On (each)	\$21.43
M50	D-Rings 4" Weld On (each)	\$28.57
M00	D-Rings 4" Recessed 360 Rotational Bolt On	\$28.57
M19	3" Removable D-Rings (each)	\$41.43
M29	4" Removable D-Rings (each)	\$48.57
T03	Side Tool Box (LH)	\$321.43
T04	Side Tool Box (RH)	\$321.43
T12	Top Riser Toolbox	\$464.29

U01	Under Frame Bridge	\$7.14 ft.
U02	Pipe Bridge (Standard on 36'+)	\$11.43 ft.
W01	Winch Plate	\$71.43
W02	1/2" Plate for Winch	\$185.71
W10	15,000 lb. Winch Package	\$3,314.29
W11	1/2" Plate w/15,000 lb. Winch Package	\$3,457.14
WS1	Wheel Simulators	\$571.43
WR1	Under Frame Rack	\$321.43
Y01	Spread Axles 6"	\$121.43
Y02	Spread Axles 72"	\$92.86
Y10	Hutch Suspension	\$1,141.43
Y11	Hanger Kit Tor Axle	\$0.00
Y18	Air Ride Suspension	\$3,564.29
Y19	Air Ride Suspension 1 Lift Axle	\$4,564.29
Z01	Ratchets Weld-On Every 5 Ft	\$35.71
Z02	Ratchets Adjustable Every 5 Ft	\$28.57
Z03	Ratchet Track Weld-On	\$14.29
DO1	Deck Over Neck 102" X 96"	\$700.00
RS2	2 - Rear Support Stands (Tube)	\$128.57
SS1	Second Side Step	\$35.71
SC1	Solar Panel Charger	\$142.86
RC1	Wireless Remote Double Acting Dump Control	\$178.57
SP1	4 - Additional Stake Pockets	\$24.29
ZP2	Powdura OneCure Primer	\$285.71
CG3	Gray	\$71.43
CW4	White	\$71.43
CR5	Red	\$71.43
CB6	Blue	\$71.43
CG7	Green	\$71.43
CY8	Yellow	\$71.43
CO9	Orange	\$71.43
CA1	OD Army Green	\$71.43
CT2	Coyote Tan	\$71.43
CP0	Pink	\$71.43
CNG	Neon Green	\$71.43



LOW-PRO PINTLE HOOK

w/12" 19 lb I-Beam Frame 22,000 Lb



Photo may be shown with additional options

STANDARD SPECIFICATIONS

GVWR:	22,000 lb
GAWR:	10,000 lbs (per axle)
Couplers	3" Bolt On Adjustable Pintle Eye (50,000lb)
Safety Chains	26,400 Lb 3/8 x 36 G#70
Jack	2-10K Drop Leg Spring Return
Axles	2-10,000 Lb Dexter Spring Elec Brakes
Wheels	16" 8-Hole Duals
Tires	235/80 R16 LRE (w/ spare)
Suspension	Multi-Leaf Spring
Tongue	12" I-Beam (19 lbs/ft)
Frame	12" I-Beam (19 lbs/ft)
Crossmembers	3" Channel 16" OC (3.5 lbs/ft)
Flooring	Treated Wood
Ramps	8' Slide-In Ramps
Lights	LED D.O.T. Stop, Tail, Turn and Clearance
Wire Harness	16 Ga. 5-Way Double Insulated Harness w/7-way plug
Finishing Coat	Sherwin-Williams Powdura Polyester TGIC Gloss Powder Coating
Finish (prep)	Mechanical and/or Chemical Pretreatment for Maximum Paint Adhesion
Color	Black

STANDARD PRICING

MODEL#	DESCRIPTION	WEIGHT in lbs	MSRP:
PP0220102	102" X 20' Low-Pro Pintle Hook	5853	\$9,535.71
PP0222102	102" X 22' Low-Pro Pintle Hook	6111	\$9,742.86
PP0224102	102" X 24' Low-Pro Pintle Hook	6387	\$9,942.86
PP0225102	102" X 25' Low-Pro Pintle Hook	6505	\$10,050.00
PP0226102	102" X 26' Low-Pro Pintle Hook	6737	\$10,150.00
PP0228102	102" X 28' Low-Pro Pintle Hook	7024	\$10,350.00
PP0230102	102" X 30' Low-Pro Pintle Hook	7277	\$10,557.14
PP0232102	102" X 32' Low-Pro Pintle Hook	7535	\$10,764.29
PP0234102	102" X 34' Low-Pro Pintle Hook	7800	\$10,964.29
PP0236102	102" X 36' Low-Pro Pintle Hook	8078	\$11,711.43
PP0238102	102" X 38' Low-Pro Pintle Hook	8336	\$11,941.43
PP0240102	102" X 40' Low-Pro Pintle Hook	9626	\$12,164.29

LOW-PRO PINTLE HOOK

AVAILABLE OPTIONS




CODE	DESCRIPTION	MSRP:
HS2	2 - 10000 Lb Axles (2 Hyd Disc Brakes) Std Sprd	\$2,850.00
ET2	2 - 10000 Lb Tors Axles (LEVEL)(2 Elec Brakes)	\$3,014.29
HT2	2 - 10000 Lb Tors Axles(LEVEL)(2 Hyd Drum Brakes)	\$3,950.00
AS2	2 - 10000 Lb Axles (2 Air Brakes)	\$6,921.43
ES2	2 - 12000 Lb Axles (2 Elec Brakes)	\$1,635.71
HS2	2 - 12000 Lb Axles (2 Hyd Disc Brakes)	\$3,364.29
AS2	2 - 12000 Lb Axles (2 Air Brakes)	\$7,357.14
ES2	2 - 15000 Lb Axles (2 Elec Brakes)	\$5,250.00
HS2	2 - 15000 Lb Axles (2 Hyd Drum Brakes)	\$7,321.43
AS2	2 - 15000 Lb Axles (2 Air Brakes)	\$8,107.14
ES3	3 - 10000 Lb Axles (3 Elec Brakes)	\$2,321.43
HS3	3 - 10000 Lb Axles (3 Hyd Disc Brakes)	\$6,707.14
ET3	3 - 10000 Lb Tors Axles (LEVEL)(3 Elec Brakes)	\$7,378.57
HT3	3 - 10000 Lb Tors Axles(LEVEL)(3 Hyd Drum Brakes)	\$7,878.57
AS3	3 - 10000 Lb Axles (3 Air Brakes)	\$10,914.29
ES3	3 - 12000 Lb Axles (3 Elec Brakes)	\$4,707.14
HS3	3 - 12000 Lb Axles (3 Hyd Disc Brakes)	\$7,850.00
AS3	3 - 12000 Lb Axles (3 Air Brakes)	\$11,707.14
A06	ST235/85 R16 LRG 14 Ply.	\$107.14
A07	ST215-75R-175H-1 17.5" X 6.75" (15k)	\$214.29
A22	215-75R-175H-1 Single 17.5" X 6.75", 8 X 6.5 (10K)	\$85.71
A21	ST215/75 R17.5 LRH (Dual)	\$214.29
B07	I-Beam Frame 12" 22lb	\$7.14 ft.
C09	Coupler 2-5/16" Adjustable Flat Mount Turtle	\$178.57
D10	5' Self Clean Dove w/Slide In Ramps	\$292.86
D11	5' Dove w/Wood & 2 Flip Over Ramps	\$421.43
D12	5' Dove w/Wood & 2 Slide In Ramps	\$292.86
D13	5' Self Clean Dove w/2 Flip Over Ramps	\$400.00
D14	5' Self Clean Dove w/3 Flip Over Ramps	\$614.29
D15	5' Center Pop Up w/2 Flip Over Ramps	\$1,171.43
D18	5' Dove w/Wood & 3 Flip Over Ramps	\$642.86
D19	Straight Deck w/Out Ramps	-\$142.86
H08	Multi Purpose Equipment Dove	\$1,064.29
E03	Steel Floor DP	\$27.14 ft.
E05	Rough Oak Floor	\$22.86 ft.
E07	Douglas Fir Wood Floor	\$11.43 ft.
E09	Blackwood Lumber	\$50.00 ft.
I02	12" Cross-Members	\$15.00 ft.
J06	Jack Spring Loaded Drop Leg 2-Speed 2-25K	\$564.29
J07	Jack Spring Loaded Drop Leg 2-10K Hyd. w/Solar Panel Charger	\$1,757.14
J08	Jack Spring Loaded Drop Leg 2-10K Elec.	\$1,135.71
L10	LED Single Row Light Bar	\$257.14
L11	LED Dual Row Light Bar	\$357.14
L07	Lighting LED (w/Cold Weather Harness)	\$35.71
L05	Lighting LED (Back Up)	\$135.71
M01	D-Rings 3" Weld On (each)	\$21.43
M50	D-Rings 4" Weld On (each)	\$28.57
M00	D-Rings 4" Recessed 360 Rotational Bolt On	\$28.57
M19	3" Removable D-Rings (each)	\$41.43
M29	4" Removable D-Rings (each)	\$48.57
T02	Front Mount Tool Box w/Gas Shock	\$171.43

T03	Side Tool Box (LH)	\$321.43
T04	Side Tool Box (RH)	\$321.43
U01	Under Frame Bridge	\$7.14 ft.
U02	Pipe Bridge (Standard on 36'+)	\$11.43 ft.
W01	Winch Plate	\$71.43
W02	1/2" Plate for Winch	\$185.71
W10	15,000 lb. Winch Package	\$3,314.29
W11	1/2" Plate w/15,000 lb. Winch Package	\$3,457.14
WS1	Wheel Simulators	\$571.43
WR1	Under Frame Rack	\$321.43
Y01	Spread Axles 6"	\$121.43
Y02	Spread Axles 72"	\$92.86
Y10	Hutch Suspension	\$1,141.43
Y11	Hanger Kit Tor Axle	\$0.00
Y18	Air Ride Suspension	\$3,564.29
Y19	Air Ride Suspension 1 Lift Axle	\$4,564.29
Z01	Ratchets Weld-On Every 5 Ft	\$35.71
Z02	Ratchets Adjustable Every 5 Ft	\$28.57
Z03	Ratchet Track Weld-On	\$14.29
RH1	Bumper Attached Receiver Hitch	\$142.86
RS2	2 - Rear Support Stands (Tube)	\$128.57
SS1	Second Side Step	\$35.71
SR1	Ramp Support Arms	\$78.57
SP1	4 - Additional Stake Pockets	\$24.29
ZP2	Powdura OneCure Primer	\$285.71
CG3	Gray	\$71.43
CW4	White	\$71.43
CR5	Red	\$71.43
CB6	Blue	\$71.43
CG7	Green	\$71.43
CY8	Yellow	\$71.43
CO9	Orange	\$71.43
CA1	OD Army Green	\$71.43
CT2	Coyote Tan	\$71.43
CP0	Pink	\$71.43
CNG	Neon Green	\$71.43



LOW-PRO PINTLE HOOK

w/12" 19 lb I-Beam & Hyd Dove Tail 22,000 Lb



STANDARD SPECIFICATIONS	
GVWR:	22,000 lb
GAWR:	10,000 lbs (per axle)
Couplers	3" Bolt On Adjustable Pintle Eye (50,000lb)
Safety Chains	26,400 Lb 3/8 x 36 G#70
Jack	2-10K Drop Leg Spring Return
Axles	2-10,000 Lb Dexter Spring Elec Brakes
Wheels	16" 8-Hole Duals
Tires	235/80 R16 LRE (w/ spare)
Suspension	Multi-Leaf Spring
Tongue	12" I-Beam (19 lbs/ft)
Frame	12" I-Beam (19 lbs/ft)
Crossmembers	3" Channel 16" OC (3.5 lbs/ft)
Tool Box	Tool box Side Mount LH Side
Flooring	Treated Wood
Ramps	8' Slide-In Ramps
Lights	LED D.O.T. Stop, Tail, Turn and Clearance
Wire Harness	16 Ga. 5-Way Double Insulated Harness w/7-way plug
Hydraulic Cylinder	3" x 10 w/1.25" Shaft
Hydraulic Power Units	Double Acting Power Unit
Finishing Coat	Sherwin-Williams Powdura Polyester TGIC Gloss Powder Coating
Finish (prep)	Mechanical and/or Chemical Pretreatment for Maximum Paint Adhesion
Color	Black

STANDARD PRICING

MODEL#	DESCRIPTION	WEIGHT in lbs	MSRP:
PL0226102	102" X 26' Low-Pro Pintle Hook Hyd. Dove Tail	7015	\$13,185.71
PL0228102	102" X 28' Low-Pro Pintle Hook Hyd. Dove Tail	7272	\$13,392.86
PL0230102	102" X 30' Low-Pro Pintle Hook Hyd. Dove Tail	7570	\$13,600.00
PL0232102	102" X 32' Low-Pro Pintle Hook Hyd. Dove Tail	7829	\$13,800.00
PL0234102	102" X 34' Low-Pro Pintle Hook Hyd. Dove Tail	8131	\$14,007.14
PL0236102	102" X 36' Low-Pro Pintle Hook Hyd. Dove Tail	8451	\$14,754.29
PL0238102	102" X 38' Low-Pro Pintle Hook Hyd. Dove Tail	8738	\$14,977.14
PL0240102	102" X 40' Low-Pro Pintle Hook Hyd. Dove Tail	9935	\$15,207.14

LOW-PRO PINTLE HOOK

AVAILABLE OPTIONS



CODE	DESCRIPTION	MSRP:
HS2	2 - 10000 Lb Axles (2 Hyd Disc Brakes) Std Sprd	\$2,850.00
ET2	2 - 10000 Lb Tors Axles (LEVEL)(2 Elec Brakes)	\$3,014.29
HT2	2 - 10000 Lb Tors Axles(LEVEL)(2 Hyd Drum Brakes)	\$3,950.00
AS2	2 - 10000 Lb Axles (2 Air Brakes)	\$6,921.43
ES2	2 - 12000 Lb Axles (2 Elec Brakes)	\$1,635.71
HS2	2 - 12000 Lb Axles (2 Hyd Disc Brakes)	\$3,364.29
AS2	2 - 12000 Lb Axles (2 Air Brakes)	\$7,357.14
ES2	2 - 15000 Lb Axles (2 Elec Brakes)	\$5,250.00
HS2	2 - 15000 Lb Axles (2 Hyd Drum Brakes)	\$7,321.43
AS2	2 - 15000 Lb Axles (2 Air Brakes)	\$8,107.14
ES3	3 - 10000 Lb Axles (3 Elec Brakes)	\$2,321.43
HS3	3 - 10000 Lb Axles (3 Hyd Disc Brakes)	\$6,707.14
ET3	3 - 10000 Lb Tors Axles (LEVEL)(3 Elec Brakes)	\$7,378.57
HT3	3 - 10000 Lb Tors Axles(LEVEL)(3 Hyd Drum Brakes)	\$7,878.57
AS3	3 - 10000 Lb Axles (3 Air Brakes)	\$10,914.29
ES3	3 - 12000 Lb Axles (3 Elec Brakes)	\$4,707.14
HS3	3 - 12000 Lb Axles (3 Hyd Disc Brakes)	\$7,850.00
AS3	3 - 12000 Lb Axles (3 Air Brakes)	\$11,707.14
A06	ST235/85 R16 LRG 14 Ply.	\$107.14
A07	ST215-75R-175H-1 17.5" X 6.75" (15k)	\$214.29
A22	215-75R-175H-1 Single 17.5" X 6.75", 8 X 6.5 (10K)	\$85.71
A21	ST215/75 R17.5 LRH (Dual)	\$214.29
B07	I-Beam Frame 12" 22lb	\$7.14 ft.
C09	Coupler 2-5/16" Adjustable Flat Mount Turtle	\$178.57
D50	Cleats on Dove Tail	\$257.14
E03	Steel Floor DP	\$27.14 ft.
E05	Rough Oak Floor	\$22.86 ft.
E07	Douglas Fir Wood Floor	\$11.43 ft.
E09	Blackwood Lumber	\$50.00 ft.
I02	12" Cross-Members	\$15.00 ft.
J06	Jack Spring Loaded Drop Leg 2-Speed 2-25K	\$564.29
J07	Jack Spring Loaded Drop Leg 2-10K Hyd. w/Solar Panel Charger	\$1,421.43
J08	Jack Spring Loaded Drop Leg 2-10K Elec.	\$1,135.71
L10	LED Single Row Light Bar	\$257.14
L11	LED Dual Row Light Bar	\$357.14
L07	Lighting LED (w/Cold Weather Harness)	\$35.71
L05	Lighting LED (Back Up)	\$135.71
M01	D-Rings 3" Weld On (each)	\$21.43
M50	D-Rings 4" Weld On (each)	\$28.57
M00	D-Rings 4" Recessed 360 Rotational Bolt On	\$28.57
M19	3" Removable D-Rings (each)	\$41.43
M29	4" Removable D-Rings (each)	\$48.57
T02	Front Mount Tool Box w/Gas Shock	\$171.43
T03	Side Tool Box (LH)	\$321.43
T04	Side Tool Box (RH)	\$321.43
U01	Under Frame Bridge	\$7.14 ft.
U02	Pipe Bridge (Standard on 36'+)	\$11.43 ft.
W01	Winch Plate	\$71.43
W02	1/2" Plate for Winch	\$185.71
W10	15,000 lb. Winch Package	\$3,314.29
W11	1/2" Plate w/15,000 lb. Winch Package	\$3,457.14

WS1	Wheel Simulators	\$571.43
WR1	Under Frame Rack	\$321.43
Y01	Spread Axles 6"	\$121.43
Y02	Spread Axles 72"	\$92.86
Y10	Hutch Suspension	\$1,141.43
Y11	Hanger Kit Tor Axle	\$0.00
Y18	Air Ride Suspension	\$3,564.29
Y19	Air Ride Suspension 1 Lift Axle	\$4,564.29
Z01	Ratchets Weld-On Every 5 Ft	\$35.71
Z02	Ratchets Adjustable Every 5 Ft	\$28.57
Z03	Ratchet Track Weld-On	\$14.29
SS1	Second Side Step	\$35.71
SP1	4 - Additional Stake Pockets	\$24.29
SC1	Solar Panel Charger	\$142.86
RC1	Wireless Remote Double Acting Dump Control	\$178.57
ZP2	Powdura OneCure Primer	\$285.71
CG3	Gray	\$71.43
CW4	White	\$71.43
CR5	Red	\$71.43
CB6	Blue	\$71.43
CG7	Green	\$71.43
CY8	Yellow	\$71.43
CO9	Orange	\$71.43
CA1	OD Army Green	\$71.43
CT2	Coyote Tan	\$71.43
CP0	Pink	\$71.43
CNG	Neon Green	\$71.43





GOOSENECK LOW-PRO

w/12" 19 lb I-Beam Frame 22,000 Lb



Photo may be shown with additional options

STANDARD SPECIFICATIONS

GVWR:	22,000 lb
GAWR:	10,000 lbs (per axle)
Couplers	2 5/16" Adjustable Coupler Round (25,000 lb)
Neck	12" I-Beam (19 lbs/ft)
Safety Chains	26,400 Lb 3/8 x 36 G#70
Jack	2-10K Drop Leg Spring Return
Axles	2-10,000 Lb Dexter Spring Elec Brakes
Wheels	16" 8-Hole Duals
Tires	235/80 R16 LRE (w/ spare)
Suspension	Multi-Leaf Spring
Frame	12" I-Beam (19 lbs/ft)
Crossmembers	3" Channel 16" OC (3.5 lbs/ft)
Tool Box	Front Tool box
Flooring	Treated Wood
Ramps	8' Slide-In Ramps
Lights	LED D.O.T. Stop, Tail, Turn and Clearance
Wire Harness	16 Ga. 5-Way Double Insulated Harness w/7-way plug
Finishing Coat	Sherwin-Williams Powdura Polyester TGIC Gloss Powder Coating
Finish (prep)	Mechanical and/or Chemical Pretreatment for Maximum Paint Adhesion
Color	Black

STANDARD PRICING

MODEL#	DESCRIPTION	WEIGHT in lbs	MSRP:
GP0220102	102" X 20' Low-Pro Gooseneck	6468	\$10,050.00
GP0222102	102" X 22' Low-Pro Gooseneck	6726	\$10,257.14
GP0224102	102" X 24' Low-Pro Gooseneck	7002	\$10,457.14
GP0225102	102" X 25' Low-Pro Gooseneck	7120	\$10,564.29
GP0226102	102" X 26' Low-Pro Gooseneck	7352	\$10,664.29
GP0228102	102" X 28' Low-Pro Gooseneck	7639	\$10,864.29
GP0230102	102" X 30' Low-Pro Gooseneck	7892	\$11,071.43
GP0232102	102" X 32' Low-Pro Gooseneck	8151	\$11,278.57
GP0234102	102" X 34' Low-Pro Gooseneck	8415	\$11,478.57
GP0236102	102" X 36' Low-Pro Gooseneck	8693	\$12,225.71
GP0238102	102" X 38' Low-Pro Gooseneck	8951	\$12,455.71
GP0240102	102" X 40' Low-Pro Gooseneck	10191	\$12,678.57

GOOSENECK LOW-PRO

AVAILABLE OPTIONS



CODE	DESCRIPTION	MSRP:
HS2	2 - 10000 Lb Axles (2 Hyd Disc Brakes) Std Sprd	\$2,850.00
ET2	2 - 10000 Lb Tors Axles (LEVEL)(2 Elec Brakes)	\$3,014.29
HT2	2 - 10000 Lb Tors Axles(LEVEL)(2 Hyd Drum Brakes)	\$3,950.00
AS2	2 - 10000 Lb Axles (2 Air Brakes)	\$6,921.43
ES2	2 - 12000 Lb Axles (2 Elec Brakes)	\$1,635.71
HS2	2 - 12000 Lb Axles (2 Hyd Disc Brakes)	\$3,364.29
AS2	2 - 12000 Lb Axles (2 Air Brakes)	\$7,357.14
ES2	2 - 15000 Lb Axles (2 Elec Brakes)	\$5,250.00
HS2	2 - 15000 Lb Axles (2 Hyd Drum Brakes)	\$7,321.43
AS2	2 - 15000 Lb Axles (2 Air Brakes)	\$8,107.14
ES3	3 - 10000 Lb Axles (3 Elec Brakes)	\$2,321.43
HS3	3 - 10000 Lb Axles (3 Hyd Disc Brakes)	\$6,707.14
ET3	3 - 10000 Lb Tors Axles (LEVEL)(3 Elec Brakes)	\$7,378.57
HT3	3 - 10000 Lb Tors Axles(LEVEL)(3 Hyd Drum Brakes)	\$7,878.57
AS3	3 - 10000 Lb Axles (3 Air Brakes)	\$10,914.29
ES3	3 - 12000 Lb Axles (3 Elec Brakes)	\$4,707.14
HS3	3 - 12000 Lb Axles (3 Hyd Disc Brakes)	\$7,850.00
AS3	3 - 12000 Lb Axles (3 Air Brakes)	\$11,707.14
A06	ST235/85 R16 LRG 14 Ply.	\$107.14
A07	ST215-75R-175H-1 17.5" X 6.75" (15k)	\$214.29
A22	215-75R-175H-1 Single 17.5" X 6.75", 8 X 6.5 (10K)	\$85.71
A21	ST215/75 R17.5 LRH (Dual)	\$214.29
B07	I-Beam Frame 12" 22lb	\$7.14 ft.
C15	Gooseneck Coupler 2-5/16" Adjustable Sq.	\$64.29
C50	King Pin Fifth-Wheel Adapter Adjustable Rd.	\$157.14
C51	King Pin Fifth-Wheel Adapter Adjustable Sq.	\$157.14
CR1	Locking Chain Rack	\$107.14
N01	Raised Neck & Coupler 6"	\$150.00
N02	Raised Neck & Coupler 12"	\$221.43
D10	5' Self Clean Dove w/Slide In Ramps	\$292.86
D11	5' Dove w/Wood & 2 Flip Over Ramps	\$421.43
D12	5' Dove w/Wood & 2 Slide In Ramps	\$292.86
D13	5' Self Clean Dove w/2 Flip Over Ramps	\$400.00
D14	5' Self Clean Dove w/3 Flip Over Ramps	\$614.29
D15	5' Center Pop Up w/2 Flip Over Ramps	\$1,171.43
D18	5' Dove w/Wood & 3 Flip Over Ramps	\$642.86
D19	Straight Deck w/Out Ramps	-\$142.86
H08	Multi Purpose Equipment Dove	\$1,064.29
E03	Steel Floor DP	\$27.14 ft.
E05	Rough Oak Floor	\$22.86 ft.
E07	Douglas Fir Wood Floor	\$11.43 ft.
E09	Blackwood Lumber	\$50.00 ft.
I02	12" Cross-Members	\$15.00 ft.
J06	Jack Spring Loaded Drop Leg 2-Speed 2-25K	\$564.29
J07	Jack Spring Loaded Drop Leg 2-10K Hyd. w/Solar Panel Charger	\$1,757.14
J08	Jack Spring Loaded Drop Leg 2-10K Elec.	\$1,135.71
L04	Bolt On Headache Light Bar	\$350.00
L10	LED Single Row Light Bar	\$257.14
L11	LED Dual Row Light Bar	\$357.14
L07	Lighting LED (w/Cold Weather Harness)	\$35.71
L05	Lighting LED (Back Up)	\$135.71

M01	D-Rings 3" Weld On (each)	\$21.43
M50	D-Rings 4" Weld On (each)	\$28.57
M00	D-Rings 4" Recessed 360 Rotational Bolt On	\$28.57
M19	3" Removable D-Rings (each)	\$41.43
M29	4" Removable D-Rings (each)	\$48.57
T03	Side Tool Box (LH)	\$321.43
T04	Side Tool Box (RH)	\$321.43
T12	Top Riser Toolbox	\$464.29
U01	Under Frame Bridge	\$7.14 ft.
U02	Pipe Bridge (Standard on 36'+)	\$11.43 ft.
W01	Winch Plate	\$71.43
W02	1/2" Plate for Winch	\$185.71
W10	15,000 lb. Winch Package	\$3,314.29
W11	1/2" Plate w/15,000 lb. Winch Package	\$3,457.14
WS1	Wheel Simulators	\$571.43
WR1	Under Frame Rack	\$321.43
Y01	Spread Axles 6"	\$121.43
Y02	Spread Axles 72"	\$92.86
Y10	Hutch Suspension	\$1,141.43
Y11	Hanger Kit Tor Axle	\$0.00
Y18	Air Ride Suspension	\$3,564.29
Y19	Air Ride Suspension 1 Lift Axle	\$4,564.29
Z01	Ratchets Weld-On Every 5 Ft	\$35.71
Z02	Ratchets Adjustable Every 5 Ft	\$28.57
Z03	Ratchet Track Weld-On	\$14.29
DO1	Deck Over Neck 102" X 96"	\$700.00
RH1	Bumper Attached Receiver Hitch	\$142.86
RS2	2 - Rear Support Stands (Tube)	\$128.57
SS1	Second Side Step	\$35.71
SR1	Ramp Support Arms	\$78.57
SP1	4 - Additional Stake Pockets	\$24.29
ZP2	Powdura OneCure Primer	\$285.71
CG3	Gray	\$71.43
CW4	White	\$71.43
CR5	Red	\$71.43
CB6	Blue	\$71.43
CG7	Green	\$71.43
CY8	Yellow	\$71.43
CO9	Orange	\$71.43
CA1	OD Army Green	\$71.43
CT2	Coyote Tan	\$71.43
CP0	Pink	\$71.43
CNG	Neon Green	\$71.43



GOOSENECK LOW-PRO

w/12" 19 lb I-Beam & Hyd Dove Tail 22,000 Lb



STANDARD SPECIFICATIONS	
GVWR:	22,000 lb
GAWR:	10,000 lbs (per axle)
Couplers	2 5/16" Adjustable Coupler Round (25,000 lb)
Neck	12" I-Beam (19 lbs/ft)
Safety Chains	26,400 Lb 3/8 x 36 G#70
Jack	2-10K Drop Leg Spring Return
Axles	2-10,000 Lb Dexter Spring Elec Brakes
Wheels	16" 8-Hole Duals
Tires	235/80 R16 LRE (w/ spare)
Suspension	Multi-Leaf Spring
Frame	12" I-Beam (19 lbs/ft)
Crossmembers	3" Channel 16" OC (3.5 lbs/ft)
Tool Box	Front Tool box
Flooring	Treated Wood
Lights	LED D.O.T. Stop, Tail, Turn and Clearance
Wire Harness	16 Ga. 5-Way Double Insulated Harness w/7-way plug
Hydraulic Cylinder	3" x 10 w/1.25" Shaft
Hydraulic Power Units	Double Acting Power Unit
Finishing Coat	Sherwin-Williams Powdura Polyester TGIC Gloss Powder Coating
Finish (prep)	Mechanical and/or Chemical Pretreatment for Maximum Paint Adhesion
Color	Black

STANDARD PRICING

MODEL#	DESCRIPTION	WEIGHT in lbs	MSRP:
GL0226102	102" X 26' Low-Pro Gooseneck Hyd. Dove Tail	7628	\$13,700.00
GL0228102	102" X 28' Low-Pro Gooseneck Hyd. Dove Tail	7884	\$13,907.14
GL0230102	102" X 30' Low-Pro Gooseneck Hyd. Dove Tail	8176	\$14,114.29
GL0232102	102" X 32' Low-Pro Gooseneck Hyd. Dove Tail	8413	\$14,314.29
GL0234102	102" X 34' Low-Pro Gooseneck Hyd. Dove Tail	8745	\$14,521.43
GL0236102	102" X 36' Low-Pro Gooseneck Hyd. Dove Tail	9103	\$15,268.57
GL0238102	102" X 38' Low-Pro Gooseneck Hyd. Dove Tail	9396	\$15,491.43
GL0240102	102" X 40' Low-Pro Gooseneck Hyd. Dove Tail	10543	\$15,721.43

GOOSENECK LOW-PRO

AVAILABLE OPTIONS



CODE	DESCRIPTION	MSRP:
HS2	2 - 10000 Lb Axles (2 Hyd Disc Brakes) Std Sprd	\$2,850.00
ET2	2 - 10000 Lb Tors Axles (LEVEL)(2 Elec Brakes)	\$3,014.29
HT2	2 - 10000 Lb Tors Axles(LEVEL)(2 Hyd Drum Brakes)	\$3,950.00
AS2	2 - 10000 Lb Axles (2 Air Brakes)	\$6,921.43
ES2	2 - 12000 Lb Axles (2 Elec Brakes)	\$1,635.71
HS2	2 - 12000 Lb Axles (2 Hyd Disc Brakes)	\$3,364.29
AS2	2 - 12000 Lb Axles (2 Air Brakes)	\$7,357.14
ES2	2 - 15000 Lb Axles (2 Elec Brakes)	\$5,250.00
HS2	2 - 15000 Lb Axles (2 Hyd Drum Brakes)	\$7,321.43
AS2	2 - 15000 Lb Axles (2 Air Brakes)	\$8,107.14
ES3	3 - 10000 Lb Axles (3 Elec Brakes)	\$2,321.43
HS3	3 - 10000 Lb Axles (3 Hyd Disc Brakes)	\$6,707.14
ET3	3 - 10000 Lb Tors Axles (LEVEL)(3 Elec Brakes)	\$7,378.57
HT3	3 - 10000 Lb Tors Axles(LEVEL)(3 Hyd Drum Brakes)	\$7,878.57
AS3	3 - 10000 Lb Axles (3 Air Brakes)	\$10,914.29
ES3	3 - 12000 Lb Axles (3 Elec Brakes)	\$4,707.14
HS3	3 - 12000 Lb Axles (3 Hyd Disc Brakes)	\$7,850.00
AS3	3 - 12000 Lb Axles (3 Air Brakes)	\$11,707.14
A06	ST235/85 R16 LRG 14 Ply.	\$107.14
A07	ST215-75R-175H-1 17.5" X 6.75" (15K)	\$214.29
A22	215-75R-175H-1 Single 17.5" X 6.75", 8 X 6.5 (10K)	\$85.71
A21	ST215/75 R17.5 LRH (Dual)	\$214.29
B07	I-Beam Frame 12" 22lb	\$7.14 ft.
C15	Gooseneck Coupler 2-5/16" Adjustable Sq.	\$64.29
C50	King Pin Fifth-Wheel Adapter Adjustable Rd.	\$157.14
C51	King Pin Fifth-Wheel Adapter Adjustable Sq.	\$157.14
CR1	Locking Chain Rack	\$107.14
D50	Cleats on Dove Tail	\$257.14
N01	Raised Neck & Coupler 6"	\$150.00
N02	Raised Neck & Coupler 12"	\$221.43
E03	Steel Floor DP	\$27.14 ft.
E05	Rough Oak Floor	\$22.86 ft.
E07	Douglas Fir Wood Floor	\$11.43 ft.
E09	Blackwood Lumber	\$50.00 ft.
I02	12" Cross-Members	\$15.00 ft.
J06	Jack Spring Loaded Drop Leg 2-Speed 2-25K	\$564.29
J07	Jack Spring Loaded Drop Leg 2-10K Hyd. w/Solar Panel Charger	\$1,421.43
J08	Jack Spring Loaded Drop Leg 2-10K Elec.	\$1,135.71
L04	Bolt On Headache Light Bar	\$350.00
L10	LED Single Row Light Bar	\$257.14
L11	LED Dual Row Light Bar	\$357.14
L07	Lighting LED (w/Cold Weather Harness)	\$35.71
L05	Lighting LED (Back Up)	\$135.71
M01	D-Rings 3" Weld On (each)	\$21.43
M50	D-Rings 4" Weld On (each)	\$28.57
M00	D-Rings 4" Recessed 360 Rotational Bolt On	\$28.57
M19	3" Removable D-Rings (each)	\$41.43
M29	4" Removable D-Rings (each)	\$48.57
T03	Side Tool Box (LH)	\$321.43
T04	Side Tool Box (RH)	\$321.43
T12	Top Riser Toolbox	\$464.29

U01	Under Frame Bridge	\$7.14 ft.
U02	Pipe Bridge (Standard on 36'+)	\$11.43 ft.
W01	Winch Plate	\$71.43
W02	1/2" Plate for Winch	\$185.71
W10	15,000 lb. Winch Package	\$3,314.29
W11	1/2" Plate w/15,000 lb. Winch Package	\$3,457.14
WS1	Wheel Simulators	\$571.43
WR1	Under Frame Rack	\$321.43
Y01	Spread Axles 6"	\$121.43
Y02	Spread Axles 72"	\$92.86
Y10	Hutch Suspension	\$1,141.43
Y11	Hanger Kit Tor Axle	\$0.00
Y18	Air Ride Suspension	\$3,564.29
Y19	Air Ride Suspension 1 Lift Axle	\$4,564.29
Z01	Ratchets Weld-On Every 5 Ft	\$35.71
Z02	Ratchets Adjustable Every 5 Ft	\$28.57
Z03	Ratchet Track Weld-On	\$14.29
DO1	Deck Over Neck 102" X 96"	\$700.00
SS1	Second Side Step	\$35.71
SC1	Solar Panel Charger	\$142.86
RC1	Wireless Remote Double Acting Dump Control	\$178.57
SP1	4 - Additional Stake Pockets	\$24.29
ZP2	Powdura OneCure Primer	\$285.71
CG3	Gray	\$71.43
CW4	White	\$71.43
CR5	Red	\$71.43
CB6	Blue	\$71.43
CG7	Green	\$71.43
CY8	Yellow	\$71.43
CO9	Orange	\$71.43
CA1	OD Army Green	\$71.43
CT2	Coyote Tan	\$71.43
CP0	Pink	\$71.43
CNG	Neon Green	\$71.43

