

***Evaluation of the Commission's support to the ACP
Pacific region***

Final report

Volume II

September 2007

Evaluation for the European Commission





Development
Researchers'
Network
Italy



Aide à la Décision Economique
Belgium



ECO-Consulting Group
Germany



Nordic Consulting Group
Denmark



ECORYS
The Netherlands

A consortium of
DRN, ADE, ECO, NCG, ECORYS
c/o DRN, leading company

Headquarters

Via Ippolito Nievo 62
00153 Rome, Italy
Tel +39-06-581-6074
Fax +39-06-581-6390
mail@drn-network.com

Belgium office

Square E. Plasky 92
1030 Brussels, Belgium
Tel: +32-2-7324607/7361663
Fax +32-2-706-5442
bruxelles@drn-network.com

This evaluation was commissioned by:

the Evaluation Unit common to:

EuropeAid Co-operation Office,
Directorate General for Development and
External Relations Directorate-General

This evaluation study was carried out by: Patrick Spread, Winfried Wiedemeyer, Ivo Morawski, Juergen Bucholz and Fuencisla Carmona Blanco

María del Carmen Bueno Barriga was the Evaluation Contract Manager.

The evaluation was managed by the evaluation unit who also chaired the reference group composed by members of the services (EuropeAid, Relex, DG Trade, and the EC Delegations in Fiji).

The opinions expressed in this document represent the authors' points of view which are not necessarily shared by the European Commission or by the authorities of the countries concerned

TABLE OF CONTENTS – VOLUME II

ANNEX 1 – TERMS OF REFERENCE

ANNEX 2 – INFORMANTS MET

ANNEX 3 – BIBLIOGRAPHY

ANNEX 4 – EVALUATION QUESTIONS SHEETS

ANNEX 5 – ACP PACIFIC CONTEXT

ANNEX 6 – THE INSTITUTIONAL ASPECTS OF REGIONAL COOPERATION

ANNEX 7 – ADDITIONAL DATA FOR ODA IN THE REGION

ANNEX 8 – EUROPEAN COMMISSION COOPERATION WITH THE REGION

ANNEX 9 – EVALUATION QUESTIONS

ANNEX 10 – SECTOR NOTES

ANNEX 11 – COUNTRY NOTES

ANNEX 12 – EXTERNAL TRADE OF PAPUA NEW GUINEA

ANNEX 1 – TERMS OF REFERENCE

Table of contents

- 1. MANDATE AND OBJECTIVES..... 3
- 2. BACKGROUND..... 3
- 3. SCOPE..... 5
- 4. METHODOLOGY AND APPROACH..... 7
 - 4.1. PREPARATION PHASE..... 7
 - 4.2. DESK PHASE..... 8
 - 4.3. FIELD PHASE..... 10
 - 4.4. FINAL REPORT-WRITING PHASE..... 10
 - 4.5. DISSEMINATION AND FOLLOW-UP..... 11
- 5. IDENTIFICATION OF THE EVALUATION QUESTIONS..... 11
- 6. RESPONSIBILITY, MANAGEMENT AND MONITORING OF THE EVALUATION... 12
- 7. THE EVALUATION TEAM..... 12
- 8. TIMING..... 13
- 9. COST OF THE EVALUATION, AND PAYMENT MODALITIES..... 13
- ANNEX 2: OUTLINE STRUCTURE OF THE FINAL REPORT..... 15
- ANNEX 3 - OUALITY ASSESSMENT GRID..... 16
- Annexe 4 Stabex Budgets (for information).....17

1. MANDATE AND OBJECTIVES

Systematic and timely evaluation of its expenditure programmes is a priority of the European Commission (EC), as a means of accounting for the management of the allocated funds and of promoting a lesson-learning culture throughout the organisation. Of great importance also, particularly in the context of the programmes of the so-called Relex Family of Directorates-General¹, is the increased focus on impact against a background of greater concentration of external cooperation and increasing emphasis on result-oriented approaches.

The evaluation of the European Commission's support to the ACP Pacific region is part of the 2005 evaluation programme as approved by External Relations Commissioners.

The main objectives of the evaluation are:

- to provide the relevant external co-operation services of the EC and the wider public with an overall independent assessment of the Commission's past and current cooperation relations with the ACP Pacific region;
- to identify key lessons from the Commission's past co-operation, and thus provide the Commission's policy-makers and managers with a valuable aid for the implementation of the current Strategy and Indicative Programmes and for future strategies and programming.

2. BACKGROUND

In accordance with Article 177 of the Treaty establishing the European Community, And in application of Article 1 of the ACP-EC Partnership Agreement, signed in Cotonou on 23 June 2000, development cooperation policy puts the main emphasis on the objective of reducing and eventually eradicating poverty. This emphasis was also translated and reconfirmed on a European level by the European Consensus achieved on development policy November 2005, underlining in the same instance the commitment to and the importance of the Millennium Development Goals.

The Pacific ACP region (9th EDF 2002-2007) consists of 14 ACP States spread over an area more than twice the size of Europe. The total population of the region is about 7 million (2002), with about two thirds residing in Papua New Guinea. In contrast to a total land area of just 528 000 km², the combined EEZ is 20 million km² and constitutes the world's largest tuna fishery. The regional programmes under the 7th and 8th EDF (1997-2001) covered eight countries: Fiji, Kiribati, Papua New Guinea, Solomon Islands, Tonga, Tuvalu, Vanuatu, and Samoa.

The region has a strong structure of eight regional organisations providing technical assistance and policy advice, with leadership provided by the Pacific Islands Forum and its Secretary General, who is also mandated as the Regional Authorising Officer. Instances of political and socio-economic instability have been of concern and the Biketawa Declaration has been adopted as a mechanism to deal with these in the future.

¹ Directorates General of External Relations, (RELEX), Development (DEV), Enlargement (ELARG), Trade (TRADE) and the EuropeAid Co-operation Office (AIDCO).

Economically the Pacific ACP countries are diverse in their resource endowment and stages of development, though they share many common characteristics. Thus, while policy approaches will need to be tailored to country circumstances, the focus at regional level is on shared opportunities such as international trade and the development of shared resources, such as human capital and the oceans.

The overarching issue facing the Pacific ACP is globalisation. In this regard, the Pacific ACP countries have recently agreed on a regional trade agreement (PICTA) that will progressively establish a free trade area among them. This is considered a stepping stone to wider liberalisation in adjusting to globalisation and facilitating integration into the global economy. It could also provide a framework for negotiating further trading arrangements with developed countries or regions such as the EU.

	Population (2000 est.)	Area (1000 km ²)	HDI	EEZ (1000 km ²)	7th EDF	8th EDF	9th EDF
Cook Islands	19 449	240	0.822	1 830	---	---	2->2.5 mE A 0.6 mE B
Fiji	799 265	18 272	0.667	1 260	22 mE	17.85 mE	21 mE A 2.1 mE B
Kiribati*	84 422	690	0.515	3 600	6 mE	12 mE	8.8mE A 2.2 mE B
Marshall Islands	51 665	170	0.563	2 131			3.5 mE A 1.1 mE B
Micronesia	117 644	700	0.569	2 978	---	---	4.1 mE A 1.4 mE B
Nauru	12 514	24	0.663	320	---	---	1.8 mE A 0.5 mE B
Niue	1 800	259	0.774	390	---	---	2 mE A 0.6 mE B
Palau	19 485	487	0.861	601	---	---	2 mE A 0.6 mE B
Papua New Guinea	5 099 200	462 840	0.314	3 120	46.2 mE	50mE	81 mE A 85 mE B
Samoa*	169 889	2 857	0.590	120	yes	yes	20 mE A 7.1 mE B
Solomon Islands*	416 195	28 446	0.371	1 630	20.9 mE	7 19 m E.	6.7 mE A 7.8 mE B
Tonga	98 840	699	0.647	700	5.06 mE	7 mE	3.7 mE A 2 mE B
Tuvalu*	9 900	26	0.583	757	1.3 mE	1.9 mE	3.3 mE A 0.7 mE B
Vanuatu*	189 712	12 189	0.425	680	7.5 mE	9.5 mE	12 mE A 3.3 mE B
Total	7 090 000	527 900		20 117			
regional					38.4mE	35 mE	29 mE

* Least-developed countries as listed in Annex 6 of the Cotonou Agreement.

3. SCOPE

The scope of the evaluation covers the Commission Regional strategies for the Pacific region (not including the OCTs) for the period 1997 – 2007 and their implementation for the period 1997 – 2005 as well as their relation to the national strategies of the countries concerned (with exception of Papua New Guinea as explained below). The evaluation will also take into account the actions financed under Stabex and other relevant funds, as covered by the CSPs (and RSP where applicable). The documents are available under: http://europa.eu.int/comm/development/index_en.htm

The consultants should assess:

- the relevance, logic and coherence of the Commission's regional strategies for the period 1997 – 2007;
- the consistency between programming and implementation for the same period, including institutional arrangements;
- the relevance, and complementarity as well as the intended mutual impacts of the EC Regional strategy in relation to the National strategies for 1997-2007
- the implementation of the Commission's support, focusing on effectiveness and efficiency for the period 1997 – 2005 and on intended impacts for the period under the current strategy. The evaluation will analyse, for the case studies (countries) selected, also the relevance, logic and coherence of the Commission's national strategies, the consistency between programming and implementation as well as the implementation of the national indicative programmes.

Based on the purpose of the evaluation to identify relevant lessons and to produce recommendations for the current and future strategy and programmes, the centre of attention should be on the following areas of cooperation: (1) regional economic Integration and Trade, (2) Human Resource Development (3) Fisheries and (4) Sustainable Management of Natural Resources. The importance of the overarching goal of poverty reduction, also as translated into the Millennium development Goals is recalled.

The complete cooperation framework with the countries and the region should be taken into consideration encompassing the main agreements and other official commitments between the EU and the ACP Pacific region and the countries involved. As the cooperation with Papua New Guinea is analysed in a different frame, this country will not be studied as a case study. Its role in regional cooperation, notably in trade, will be fully taken into account and analysed building on and being a complement to the the country-specific study mentioned above.

Note: previous relevant evaluations, country level as well as global thematic evaluations relating to the countries, are important reference material to be taken into account. The team should not examine the points already covered by these evaluations but use them and go beyond them.

	Focal areas 7 th EDF	Focal areas 8 th EDF	Focal areas 9 th EDF
Cook Islands	---	---	- Outer island dvpt

			* support to NSA act
Fiji	- infrastructure - agriculture	- Human Resources dvpt - Environment	- Rural education - NSA in rural education * not yet decided
Kiribati*	- Seaweed devpt, - training, - airport	- training, - Seaweed devpt, - solar energy	- Outer island social dvpt (health, solar e) * support to NSA act
Marshall Islands	-----	-----	- new+renewable energy - Human Ressource dvpt *support to NSA act
Micronesia	-----	-----	- new+renewable energy *support to NSA act
Nauru	-----	-----	- new+renewable energy *support to NSA act
Niue	-----	-----	- energy capac build new+renewable *support to NSA act
Palau		-----	- new+renewable energy *support to NSA act
Papua New Guinea	- Human Resources - rural environment /water supply	- Human Resources - rural environment /water supply.	- education, training Human Resources - rural water supply * inst capac + governance
Samoa*	- rural water supply - economic infrastructure	- rural water supply - economic infrastructure	- public health thru water + sewerage * MPP + NSA * contributions to regional projects * reserve
Solomon Islands*	? Transport, education, MPP	? Transport, education, MPP	- sustain rural dvpt * support to NSA act
Tonga	Outer island dvpt (vava'u group)	Outer island dvpt (vava'u group)	Outer island dvpt (vava'u group) Social sector
Tuvalu*	Fuel import p to support budget health + educat	Budget support HRD + environment	- Outer island dvpt, Social sectors * support to NSA act
Vanuatu*	Education Rural tourism	Education Rural tourism	- education, training Human Resources - agricultural dvpt - support to NSA act

Regional		- HRD - Natural resources/ environment * trade, private sector, cultural heritage	- regional economic integration ; trade - HRD - Fisheries * 8 th EDF projects for new states
-----------------	--	--	--

* Least-developed

4. METHODOLOGY AND APPROACH

The evaluation basic approach will consist of of 5 phases in the course of which several methodological stages will be developed .

<i>Phases of the evaluation:</i>	<i>Methodological Stages²:</i>
1. Preparation Phase	<ul style="list-style-type: none"> ▪ Reference group constitution ▪ ToR's drafting (evaluation unit) ▪ Launch Note (consultants)
2. Design Phase 3. Field Phase 4. Synthesis Phase (seminar in the country)	<ul style="list-style-type: none"> ▪ Structuring of the evaluation ▪ Data Collection, verification of hypotheses, analysis ▪ Judgements on findings³
5. Feedback and Dissemination	<ul style="list-style-type: none"> ▪ Quality Grid ▪ Board summary ▪ Evinfo (summary for OECD and Commission databases) ▪ <i>Fiche contradictoire</i> (a statement of key recommendations followed by the Commission's response)

4.1. Preparation Phase

The evaluation manager, within the joint Evaluation Unit, identifies the Commission services to invite to be part of the Reference group, taking care that the full coverage of the Commission's points of view is assured and that expertise and information is provided.

The Reference Group will in practice act as the main professional interface between the Evaluation Team and the Commission Services. The Group's principal functions will be, among others:

- to comment on the Terms of Reference;
- to provide the consultants with information and documentation;
- to discuss the inception notes and reports produced by the consultants;

² These components are not entirely sequential.

³ It includes interviews in Brussels and could include a short mission to the country

⁴ The study will draw on the contents of (i) all relevant documentation supplied by the Commission Services, and (ii) documentation from other sources which the evaluators find relevant and useful.

- to advise on the quality of the work done by the consultants;
- to assist in assuring feedback of the findings and recommendations from the evaluation into future programme design and delivery.

The evaluation manager prepares the Terms of References of the evaluation and he/she sends it to contractor.

First, the contractor will present a *Launch Note*⁵ which should contain: (i) the contractor's understanding of the Terms of Reference, (ii) the *provisional*-proposed composition of the core evaluation team with CVs. The Launch Note will be referred to the Reference Group for comments.

4.2. Desk phase

4.2.1. Inception report

Once this note will be approved by the manager of the evaluation, work will proceed to the Structuring Stage, which shall lead to the production of an Inception Report.

The largest part of the work will consist in the analysis of all relevant key documents, including the relevant policy and programming documents, and also taking account of key documentation produced by other donors and agencies. On the basis of the information collected the evaluation team will:

- a) Reconstruct the intervention logic of the EC's support to the region and countries. The reconstructed logic of the Commission's interventions will be shaped into one or more logical diagrams of impact which must be strictly based on official texts. Prior to the elaboration of the impact diagram(s), the team will have to prioritize the stated cooperation objectives and translate these into intended effects. These intended effects will form the "boxes" of the diagram(s). Possible "holes" in the intervention logic will be indicated and filled on the basis of assumptions to be validated by the reference group. The impact diagram(s) will help to identify the main evaluation questions.
- b) Select the evaluation questions and prepare for each explanatory comments. The choice of Evaluation Questions determines the subsequent phases of information and data collection, the methods of analysis, and elaboration of final judgements.
- c) In addition to the specific judgements on the Evaluation Questions but based on them, the evaluators shall prepare an overall assessment of the EC co-operation programmes and strategies with the ACP pacific region.

A first meeting will be held with the reference group to introduce the evaluation and propose the logical diagram(s) and the evaluation questions to be validated by the group.

- d) Identify appropriate **Judgement Criteria and preliminary indicators** once the evaluation questions are validated. For each Evaluation Question at least one Judgement Criterion should be identified, and for

⁵ In the case of a tender procedure, the launch note will be replaced by the financial and technical proposal of the tender

each such criterion appropriate quantitative and qualitative Indicators should be specified.

- e) Include a description of the development/co-operation context of the country.
- f) Propose suitable working methods to collect data and information in the Commission's headquarters and in the country and present appropriate methods to analyse the collected data and information, indicating any limitations.

The Report will also confirm (i) if necessary, the final composition of the evaluation team, including national or regional consultants and short term experts as appropriate and (ii) the final time schedule, to be agreed between the Contractor and the Commission and confirmed through a formal exchange of letters. This time schedule should take into account any planned visits to the delegation and the national authorities by other Commission services.

This phase could include a short preparatory and exploratory visit by selected members of the evaluation team to the country.

4.2.2. Desk phase report

Upon approval of the Inception Report, the team of consultants will proceed to the final stage of the Desk Phase of the evaluation.

This final stage consists mainly in identifying and setting out proposals for:

- the finalised quantitative and qualitative indicators.
- the first elements of responses to the evaluation questions and the first hypotheses to be tested in the field.
- suitable methods of data and information collection in the countries (already announced in the inception note) for example: interviews both structured and unstructured interviews, focus groups, questionnaires, additional literature, seminars or workshops, case studies, etc. - indicating any limitations and describing how the data should be cross-checked to validate the analysis. The consultant will also indicate selection criteria and propose the countries to be selected for case studies.
- appropriate methods of analysis of the information and data collected, again indicating any limitations in the region. It should include a proposed list of activities, projects and programmes for in-depth analysis in the field, examples of project assessment sheets, examples of interview guides, etc.
- it is expected that a limited number of countries (4 – 5) excluding PNG, will be selected as case studies. The consultants will present criteria for selection.

At the conclusion of this work, the evaluation team will present a **Draft Desk Phase Report**⁶ setting out the results of this first phase of the evaluation including all the above listed tasks (the major part of the Inception report will be put as an annex of the

⁶ See annex 2 for the draft outline structure of the desk phase report

desk phase report). The field mission shall not start before the proposed approach and methodology have been approved by the evaluation manager.

4.3. Field phase

Following acceptance of the Desk Phase Report, the Evaluation Team will proceed to the Pacific region in order to undertake the field mission. The fieldwork shall be undertaken on the basis set out in the Desk Phase Report and agreed with the Delegation and the Reference Group. If during the course of the fieldwork any significant deviations from the agreed methodology or schedule are perceived necessary, these should be explained to the evaluation manager and the Reference Group.

At the conclusion of the field study the Team will:

- (i) have a detailed *de-briefing with the Delegation in charge of the country and regional programmes* on their preliminary findings;
- (ii) *present the preliminary findings to the Reference Group*, shortly after the return from the field.

4.4. Final report-writing phase

The evaluators will submit the *Draft Final Report*, using the structure set out in Annex 2, taking due account of comments received during de-briefings. Apart from answering the evaluation questions, the final report should include a section synthesising the main overall conclusions of the evaluation.

If the evaluation manager considers the report of sufficient quality (on the basis of the grid in Annex 3), he will circulate it for comments to the Reference Group, which will convene to discuss it in the presence of the Evaluation Team.

On the basis of comments expressed by the Reference Group (which includes the Delegation and the geographical service concerned), the Evaluation Team should make the appropriate amendments. The revised draft final report will be presented at a *seminar*. The purpose of the seminar is to present (for discussion) the draft final report to the Delegation, to main national stakeholders and to other donors, with particular emphasis on draft findings, conclusions and recommendations. There are several points in favour of such a seminar: possibility of a last check of the factual basis and of the appropriate mix of sources; feedback on conclusions and recommendations; increased sense of ownership of the evaluation. The consultants should prepare a presentation (*power point would be preferable*) for the seminar. This presentation shall be considered as a product of the evaluation (like the reports).

On the basis of the comments expressed at the seminar and on the basis of further comments from the Reference Group, the EC Delegation and the evaluation manager, the Team will prepare the *Final Report*. The evaluators may either accept or reject the comments made by the Reference Group, the Delegation, geographical services or relevant stakeholders, but in case of rejection they shall motivate and explain their reasons in writing.

The final report (as well as previous reports and notes) must be of high quality (*the judgement will be done on the basis of the evaluation grid in Annex 3*). Conclusions and recommendations should be based on the findings. The findings, analysis, conclusions and recommendations should be thorough. They should reflect a strong

methodological approach, and finally the link or sequence between them should be clear.

The (*power point*) presentation will be revised in accordance to the final report.

4.5. Dissemination and follow-up

After approval of the final report, the manager of the evaluation will proceed with the dissemination of the results (conclusions and recommendations) of the evaluation: (i) make a formal judgement on the evaluation using a standard quality assessment grid (see Annex 3); (ii) prepare an Evaluation Summary following the standard DAC format (EvInfo); (iii) prepare and circulate a three-column Fiche Contradictoire (FC). The FC is prepared by the Evaluation Unit in order to ensure feedback from the evaluations and an active response from the Commission services. All three documents will be published on the Web alongside the Final Report.

5. IDENTIFICATION OF THE EVALUATION QUESTIONS

The evaluation will be based on the five criteria endorsed by the OECD-DAC: relevance, impact, effectiveness, efficiency and sustainability. The criteria will be given different weight according to the precise evaluation questions.

In general, questions will refer to the following main areas:

- **Relevance of the strategy/programme and its evolution:** it includes both relevance to the EC general objectives and relevance to the country needs and priorities (including the choice of target groups). It also includes the appropriation of the strategy (CSP/NIPs and/or equivalent) by the partner country and the coherence of the strategy with Poverty Reduction Country Strategies (when appropriate). The evolution of the relevance of the strategy/programme during the period considered will also be analysed.
- **Design of the strategy/programme:** mainly concerns the extent to which the resources foreseen are adequate in relation to the objectives set out in the CSPs, cooperation agreements and other formal commitments.
- **Consistency of the implementation in relation to the strategy and its evolution:** the extent to which the following elements are consistent with the strategy defined in the programming documents (CSPs, NIPs and other agreements): the type of intervention, the geographical distribution, the choice of beneficiaries, the aid delivery channels, the role of the partner country, and sectoral distribution. This also concerns the comparison between the actual direct and indirect beneficiaries of the activities and the target groups defined in the programming documents (CSPs and equivalent). The team will also assess the extent to which the timing of the implementation corresponded both to the timeframe set out in the programming documents and to the evolution of the context.
- **Achievement of main objectives:** assessment of the extent to which the intended results and impacts were achieved (including performance against the indicators set out in the Indicative Programme). The consultants should identify all recorded results and impacts, including any unintended ones, and compare these to the intended results and impacts. The evaluation team will also have to identify the

changes which occurred in the areas on which EC programmes were supposed to impact.

- **Efficiency of the implementation of the EC co-operation:** to the extent that the activities were effective, an assessment of the co-operation programmes in terms of how far funding, human resources, regulatory, administrative, time and other resources and procedures contributed to or hindered the achievement of the objectives defined in the programming documents (CSPs and equivalent), taking into account the specific context of the partner country.
- **Sustainability of the results and impacts:** that is the extent to which the results and impact are being, or are likely to be, maintained over time.
- **Key cross-cutting issues:** gender, environment human rights, conflict prevention; this part should aim to analyse to what extent the respective documents/annexes to the programming documents (CSPs and equivalent) were available during the reference period. It also includes the analysis of the extent to which these issues are reflected in the implementation modalities and in the effects of the EC's intervention.
- **3Cs:** co-ordination and complementarity with other donors, particularly with Members States, coherence with EU policies (both EC and Member States), Regional Indicative Programmes and other Programmes funded by EC budgetary lines.

6. RESPONSIBILITY, MANAGEMENT AND MONITORING OF THE EVALUATION

The ultimate responsibility for the management and supervision of the evaluation will rest with the Joint Evaluation Unit (AIDCO 03) with the assistance of a *Reference Group* consisting of members of the services of the Relex family as well as other relevant Directorates General and, where possible, representatives of the partner country, under the chairmanship of the manager of the evaluation.

7. THE EVALUATION TEAM

The consultants as Evaluation Team should possess a sound level of knowledge and experience in:

- evaluation methods and techniques in general and, preferably, in the field of development and cooperation;
- the country and/or the region; the following fields (1) regional economic Integration and Trade, (2) Human Resource Development (3) Fisheries and (4) Sustainable Management of Natural Resources.
- the following language: english.

It is strongly recommended that the team should include local consultants with in-depth knowledge of key areas.

8. TIMING

The dates mentioned in the following section are indicative and may be changed with the agreement of all concerned.

<i>Evaluation Phases and Stages</i>	<i>Notes and Reports</i>	<i>Dates</i>	<i>Meetings</i>
RG Composition	Notes	2005	
ToR	Draft	2005	
	Final	January 2006	
Starting Stage	Launch Note	February 2006	
Desk Phase			
Structuring Stage	Short presentation (logical diagram and EQ)	February 2006	RG Meeting (kick off meeting)
	Draft Inception Note	March 2006	
	Final Inception Note	March 2006	
Desk Study	Draft Desk Report	April 2006	RG Meeting
	Final Desk Report	April 2006	
Field Phase			
	Start	May 2006	
	Presentation de-briefing after mission	June 2006	RG Meeting
Final Report Writing Phase			
	Draft Final Report		
	1 st draft Final	July 2006	RG Meeting
	2 nd draft Final	August 2006	
	Seminar	September 2006	
	Final Report	September 2006	

9. COST OF THE EVALUATION, AND PAYMENT MODALITIES.

The overall cost of the evaluation is expected to be around 300 000[€]

This amount includes a provision (reimbursable costs) of to be determined [€] for the organisation of the seminar in Brussels.

The budget for the seminar (fees, per diems and travel) will be presented separately in the launch note.

According to the service contract payments modalities shall be as follow: 30% at the acceptance of the Inception Note; 50% at acceptance of Draft Desk Report; 20% at acceptance of Final Desk report. The invoices shall be sent to the Commission only after the Evaluation Unit confirms in writing the acceptance of the reports.

ANNEX 1: KEY DOCUMENTATION FOR THE EVALUATION

NB: the following list is indicative and has to be adapted/expanded where appropriate

All legal texts and political commitments for the periods covered

All Country Strategy Papers/National Indicative Programmes (and equivalent) for the periods covered

All Regional Strategy Papers/Regional Indicative Programmes (and equivalent) for the periods covered.

Annual reports and mid-term reviews

Relevant documentation from local authorities and other local partners

The relevant Commission Regulations

Other Commission/Government Agreements

Key Local Organisations and Government Policy and Planning Documents

Previous Evaluations and Monitoring Reports relating specifically to the ACP Pacific

Previous Evaluations and Monitoring Reports (ROM database) relating specifically to the ACP Pacific

Relevant documentation from other donors

Country-specific study of cooperation with Papua New Guinea

ANNEX 2: OUTLINE STRUCTURE OF THE FINAL REPORT

The final report should not be longer than approximately 50/60 pages. Additional information on overall context, programme or aspects of methodology and analysis should be confined to annexes.

The detailed report structure will be agreed during the evaluation process, taking into account the lessons learnt from the ongoing Country strategy evaluations and the specificity of the present evaluation.

1. Executive summary (5 pages maximum)
2. Evaluation framework: brief background to the evaluation, the purpose of the evaluation, evaluation questions and evaluation methodology.
3. Context (including Commission objectives, overall political economic social situation in [Country...], Commission strategies and programmes for [Country...]; regional programmes if relevant)
4. Findings: they should be presented through answers to the evaluation questions. The analysis leading to findings must be clearly visible in the report.
5. Conclusions; they will be organised by clusters (not necessarily following the order of the evaluation questions). Each conclusion should both include a synthesis of the related findings and express a judgement on the aspect of the EC support considered. This part will also include an overall assessment on the EC support to [country...].
6. Recommendations: they should be clearly linked to the conclusions and prioritised, options should be presented)

Annexes should include:

- logical diagrams of EC strategies;
- judgement criteria forms;
- list of the projects and programmes specifically considered;
- project assessment fiches;
- list of people met;
- list of documentation;
- ToRs;
- any other info which contains factual basis used in the evaluation or tables
- etc.

ANNEX 3 - QUALITY ASSESSMENT GRID

Concerning these criteria, the evaluation report is:	Unacceptable	Poor	Good	Very good	Excellent
1. Meeting needs: Does the evaluation adequately address the information needs of the commissioning body and fit the terms of reference?					
2. Relevant scope: Is the rationale of the policy examined and its set of outputs, results and outcomes/impacts examined fully, including both intended and unexpected policy interactions and consequences?					
3. Defensible design: Is the evaluation design appropriate and adequate to ensure that the full set of findings, along with methodological limitations, is made accessible for answering the main evaluation questions?					
4. Reliable data: To what extent are the primary and secondary data selected adequate. Are they sufficiently reliable for their intended use?					
5. Sound analysis: Is quantitative information appropriately and systematically analysed according to the state of the art so that evaluation questions are answered in a valid way?					
6. Credible findings: Do findings follow logically from, and are they justified by, the data analysis and interpretations based on carefully described assumptions and rationale?					
7. Validity of the conclusions: Does the report provide clear conclusions? Are conclusions based on credible results?					
8. Usefulness of the recommendations: Are recommendations fair, unbiased by personnel or shareholders' views, and sufficiently detailed to be operationally applicable?					
9. Clearly reported: Does the report clearly describe the policy being evaluated, including its context and purpose, together with the procedures and findings of the evaluation, so that information provided can easily be understood?					
Taking into account the contextual constraints on the evaluation, the overall quality rating of the report is considered.					

Annexe 4 Stabex Budgets (for information)

PNG:

- EDF 7 Stabex: €84.80 M (rural development in broad terms)
- EDF 8 STABEX: €0.58 M (coffee only)

Solomon Islands:

- EDF 7: €8.1 M (Framework of Mutual Obligations 96)
- EDF 8: €47.5 M (FMO 98 - rural development in broad terms) + €31.3 M (FMO 99 - education)

Vanuatu:

- Stabex 1998/1999 (I presume 8EDF but am not sure): €1.2M

Samoa:

EUR 26 m in STABEX add interest of about EUR 7 m. Most of this has been directed to agriculture with lesser amounts to rural roads and water supply - some for cyclone rehabilitation after the cyclones in the early 90's.

ANNEX 2 – INFORMANTS MET

2.1 Brussels

Informant	DG/Unit	Meeting Date
Jean Pierre Sacaze	AIDCO E 2 Business, trade and regional integration	16/03/06
Francesco Affinito	DEV C 1 Relations with the countries and the region of the Pacific Desk Officer: Pacific Region	16/03/06 17/05/06
Belen Figuerola Santos	TRADE C 3 Accord Partenariat Economique II	16/03/06 17/05/06
Martin Dihm	TRADE C 3 Economic Partnership Agreements Co-ordinator Pacific, WTO	16/05/06
Herve Rousseau	AIDCO C 1 Geographical coordination and supervision for ACPs Programme Assistant - Geographical Coordinator for Pacific countries (Fiji + countries followed by Delegation in Fiji + regional)	16/03/06 21/04/06
Yves Gillet	AIDCO E 6 Natural resources Operations Manager - Senior officer for operations quality support and coordination	21/03/06
Anton Jensen	DEV B 3 Social and human development Policy desk officer - Education and Training	22/03/06
Alexis Hoyaux	AIDCO E 3 Social and human development	22/03/06
Barbara Focquet	FISH Bilateral Agreements	22/03/06
Florence Van Houtte	DEV B 4 Environment, rural development Policy co-ordinator	22/03/06
Norbert Probst Simon Le Grand	DEV B 4 Environment, rural development Policy desk officer	22/03/06
Pablo Lopez Herrerias	AIDCO C 4 Centralised operations for the ACP countries Gestionnaire des programmes de coopération économique et commerciale	22/03/06
Oscar Mascagni (In Replacement Of Patrice Moussy)	AIDCO E 6 Natural resources Operations Manager - Officer for operations quality support and coordination	21/04/06
Enrica Pellacani	AIDCO C 1 Geographical coordination and supervision for ACPs Project/Process Officer - Geographical Coordinator for Pacific Countries (PNG, Solomon Isl, Vanuatu, Timor-Leste) and OCTs (Pacific + Indian Ocean)	21/04/06
Jozias Blok	DEV/C/1 Desk Officer for Solomon Islands, Vanuatu	21/04/06
Augustin Oyowe	DEV/C/1 Desk Officer for Papua New Guinea, Samoa	21/04/06
Cornelia E. Nauen	Fisheries (now RTD)	21/04/06
Gary Quince	AIDCO - C Director ACP	21/04/06
Neil Scotland	DEV Forestry issues	20/04/06
Lingston Cumberbatch	Director PMU for ACP EPAs	20/04/06

2.2 Field Mission

2.2.1 FIJI

Informant	Position/Organisation
A. M. Zakaria	Director, ILO Office for the South Pacific
A. Nath	Principal Agriculture Officer MASLR, Fiji
Alefina Vuki	CEO Ministry of Fisheries and Forests (MFF) , Fiji
Aleki Sisifa	Director of Land Resources Division (LRD) Secretariat of the Pacific Community (SPC) , Fiji
Amena Yavoli	Acting Deputy Secretary Ministry of Foreign Affairs and External Trade, International Economic Affairs, Suva, Fiji
Ana Kubuabola Raivoce,	Director, South Pacific Board for Educational Assessment, SPBEA
Anju D. Keetharuth	Overseas Development Institute Fellow (Economist) Ministry of Foreign Affairs and External Trade, External Trade and Sustainable Development Division, Suva, Fiji
Anne Kohli	Attaché for Cooperation and Culture French Embassy, Suva, Fiji
Anqian Huang	Country Economist Asian Development Bank, South Pacific Subregional Office, Suva, Fiji
Apisai Ucuboi	Director of Extension Ministry of Agriculture, Sugar and land resettlement (MASLR) , Fiji
Apolosi Turanivalu	Technical Principal Fisheries officer MFF, Fiji
Bakanebo Tamaroa	Pacific Islands Association of Non-Government Organisations (PIANGO), Suva, Fiji
Bhaskar Rao	Deputy Director SOPAC, Fiji
Chris Landel Lane	Consultant, ALP MASLR, Fiji
Dale Withington	Representative WWF-South Pacific, Fiji
Danny Hunter	Team Leader of "Development of Sustainable Agriculture in the Pacific (DSAP)" SPC-LRD, Fiji
David Brewster, Dean	Fiji School of Medicine (FSchM)
David J. E. Smith	Regional Advisor, Development Policy United Nations Economic and Social Commission for Asia and the Pacific, Pacific Operations Centre, Suva, Fiji
Diane McFadzien	Climate Change Coordinator World Wide Fund for Nature (WWF), Suva, Fiji
Dimitri Geidelberg	NZAID Manager (Regional) and First Secretary New Zealand High Commission, NZAID, Suva, Fiji
Dr Biman C. Prasad	Head of School of Economics, Director of the USP-HRD component on Employment and Labour Market Studies (ELMS)
Dr Bob Teasdale	Director PRIDE
Dr Esther Batiri Williams	Deputy Vice-Chancellor of USP
Dr Helen Tavola	Forum Secretariat, Social Policy Advisor, Development and Economic Policy Division
Dr Lepani Waqatakirewa	Ministry of health, Director Public Health
Dr Tracy Berno	Head of Department of Tourism and Hospitality, Director of Tourism Studies Programme (TSP), component of USP-HRD
Drs John Stunnenberg	EU/USP Senior Projects Coordinator, USP-HRD
Elaine Lameta	Monitor for PRIDE
Elena Volavola	Deputy National Authorising Officer, Fiji Budget Division, Ministry of Finance, Suva, Fiji
Eleni Tokaduadua	Environmental Officer Ministry of Environment, Fiji
Fernando C. Garcia	Principal Country Programs Specialist Asian Development Bank, South Pacific Subregional Office, Suva, Fiji
Filipe Jitoko	Ministry of Education, Deputy Secretary of Education, National PRIDE Coordinator

Informant	Position/Organisation
Gabriela Koehler-Raue	First Secretary, Social Sectors Delegation of the European Commission for the Pacific, Suva, Fiji
George Beck	TA to RAO Pacific Islands Forum Secretariat, Suva, Fiji
Gerhard Zieroth	Project Manager, "Pacific Islands Energy Policy and Strategic Action Planning (PIEPSAP)" SOPAC, Fiji
Govind Singh	Council of Pacific Educators
Hugh Govan	Manager, Communities and Coasts Programme Foundation of the Peoples of the South Pacific – International, Suva, Fiji
Inoke Wainiqolo	Divisional Forest Operation officer MFF, Fiji
James Millet	Senior Technical Adviser Birdlife International, Fiji
James T. Movick	Chairman Pacific Islands Private Sector Organisation, Suva, Fiji
Janine Constantine	Forum Secretariat, Executive Officer, Pacific Plan Office
Jeremy Hodges	Political Officer for Regional Affairs British High Commission, Suva, Fiji
Jim McMaster	Director of the Management Development Programme of USP-HRD
Joape Waqabaca	Project Coordinator, ADB Alternative Livelihood Project (ALP) MASLR, Fiji
Kakee P. Kaitu	Deputy High Commissioner High Commission of Tuvalu, Suva, Fiji
Kirk Yates	NZAID Manager and First Secretary New Zealand High Commission, NZAID, Suva, Fiji
Krishna Prasad	Chief Economic Planning Officer National Planning Office, Ministry of Finance, Suva, Fiji
Lailun Khan	Chief Executive Fiji Islands Trade and Investment Bureau
Louise Heaps	Regional Marine Coordinator World Wide Fund for Nature (WWF), Suva, Fiji
Maggie Hodges	Projects and Education Officer British High Commission, Suva, Fiji
Mahendra N.C. Singh	Project Manager PRIDE
Malcolm Ponton	Attaché, Natural Resources and Environment Section Delegation of the European Commission for the Pacific, Suva, Fiji
Manase Sovaki	Principal Environmental Officer Ministry of Environment, Fiji
Maria J. Ralha	Counsellor Operations Delegation of the European Commission for the Pacific, Suva, Fiji
Michael Graf	Attaché Social Sectors, EC-Delegation
Michel Gauché	First Counsellor, Natural Resources Delegation of the European Commission for the Pacific, Suva, Fiji
Monica Fong	Forum Secretariat, Human Resource Development Policy Officer
Moses Mose	Trade Policy Advisor-EC Pacific Islands Forum Secretariat, Suva, Fiji
Myfany Van de Velde	Trade section EC Delegation, Fiji
Nilesh Goundar	Pacific Administration and Oceans Team Leader Greenpeace Australia Pacific, Suva, Fiji
Padma Lal	Sustainable Development Adviser Pacific Island Forum Secretariat (PIFS), Fiji
Pisaina Leilua-Lei Sam	Programme Manager, Pacific Regional Economic Integration Programme Pacific Islands Forum Secretariat
Rex S. Horoi	Foundation of the Peoples of the South Pacific – International, Suva, Fiji
Richard Davis	Plant Pathologist, "Plant Protection in the Pacific (PPP)" SPC-LRD, Fiji
Richard Wah	UNICEF, Project Officer - Education/Early Childhood Development
Roberto Ridolfi	Head of Delegation Delegation of the European Commission for the Pacific, Suva, Fiji
Roman Grynberg	Manager, Regional Trade Development Pacific Islands Forum Secretariat, Suva, Fiji
Saimoni Tuilaucala	Director of Fisheries MFF, Fiji

Informant	Position/Organisation
Sakuisa Tubuna	Chief Economist MASLR, Fiji
Stephanie Copus Campbell	Counsellor, Development Cooperation Australian High Commission, Suva, Fiji
Sushil Narayan	Divisional Administrative Officer SPC-LRD, Fiji
Tapu Panuve	President Tonga Chamber of Commerce and Industry
Temo Vakayatu	Economic Planning Officers Aid Unit, Ministry of Finance, Suva, Fiji
Teresa Manarangi_Trott	Director Pacific Consultant Limited, Nadi, Fiji
Thomas Gloerfelt-Tarp	Head, Project Administration Unit Asian Development Bank, South Pacific Subregional Office, Suva, Fiji
Tom Lee (and 3 staff)	Deputy Secretary, Public Service Commission
Tom Williams,	Director, Fiji Education Sector Programme
Tupou Vere	Pacific Concert Resource Centre, Suva, Fiji

2.2.2 **NOUMEA**

Informant	Position/Organisation
John Hampton	Secretariat of the Pacific Community, Marine Resources Division (SPC-MRD) OFP, Oceanic Fisheries Programme Manager
Lindsay Chapman	Secretariat of the Pacific Community, Marine Resources Division (SPC) CFP, Coastal Fisheries Programme Manager & Fisheries Development Adviser, Coordinator PROCfish/COfish projects
Michel Blanc	Secretariat of the Pacific Community, Marine Resources Division (SPC) CFP Development Section, Fisheries Training Adviser
Jean-Paul Gaudechoux	Secretariat of the Pacific Community, Marine Resources Division (SPC) CFP, Fisheries Information Adviser
Franck Magron	Secretariat of the Pacific Community, Marine Resources Division (SPC) (data and GIS), PROCfish/C
Mecki Kronen	Secretariat of the Pacific Community, Marine Resources Division (SPC) (socio-economics), PROCfish/C
Laurent Vigliola	Secretariat of the Pacific Community, Marine Resources Division (SPC) (finfish), PROCfish/C

2.2.3 **SAOMA**

Informant	Position/Organisation
Aiono Mose Sua	Chief Executive Officer Ministry of Foreign Affairs and Trade, Apia, Samoa
Bismarck Crawley	Regional coordinator of the Regional programme for Food Security in the PIC FAO Sub-Regional Office, Samoa
Bruce Chapman	Pacific Futures Programme Manager SPREP, Samoa
David Hunter	Acting Head of School University of the South Pacific, Alafua Campus, Apia, Samoa
Doreen Tuala	National Project Coordinator for PRIDE Ministry of Education, Sport and Culture, Apia, Samoa
Dr Stanley Dean	Doctor Ministry of Health, Apia, Samoa
F. Vitolio Lui	Deputy Director Secretariat of the Pacific Regional Environmental Programme (SPREP) Samoa
Hinauri Petana	CEO Ministry of Finance Government of Samoa, Apia, Samoa
Julius Fruean	Building Supervisor PMU Micro-Projects, Samoa
Klaus J. Stünzner (Jr)	President Samoa Chamber of Commerce, Apia, Samoa

Informant	Position/Organisation
Latu s. Kupa	Consultant to SWA Kew Consult, Samoa
Lemalu Lemi Taefu	Business Manager University of the South Pacific, Alafua Campus, Apia, Samoa
Ludo Prins	Project Adviser Samoa Water Authority, Samoa
Malaki Iakopo	CEO Ministry of Agriculture & Fisheries (MAF), Samoa
Mathias Aru	Forestry officer FAO Sub-Regional Office, Samoa
Misa Telefoni, Hon.	Deputy Prime Minister and NAO Minister of Commerce, Samoa
Moefaaou Taputoa Titimaea	Managing Director Samoa Water Authority (SWA), Samoa
Nadia Meredith-Hunt	Ministry of Finance Samoa
Nigel Walmsley	TA to the NAO Ministry of Finance, Samoa
Noelani Tapu	Senior Aid Officer Ministry of Finance, Samoa
Noumea Simi	Head of Aid Management Government of Samoa, Ministry of Finance, Apia, Samoa
Palatinata Toelupe	Chief Executive Officer Ministry of Health, Apia, Samoa
Papalii Grant Percival	President Samoa Association of Manufacturers and Exporters, Apia, Samoa
Peter Woperels	Team Leader, TA Water Sector Support Programme (WaSSP) Samoa Water Authority, Samoa
Philip Hewitt	Aid Manager/First Secretary NZAID, New Zealand High Commission, Apia, Samoa
Satui Bentin	Pacific Environmental Information Network (PEIN) Manager SPREP, Samoa
Setefano Tupufia	Project Manager PMU Micro-Projects, Samoa
Stuart Chape	Island Ecosystems Programme Manager SPREP, Samoa
Taupau Atonio Mulipola	Assistant CEO MAF, Fisheries Division, Samoa
Tu'u'u Ieti Taulealo	CEO Ministry of Natural Resources, Environment, Forestry & Meteorology, Samoa
Vili Fuavao	Director FAO Sub-Regional Office

2.2.4 SOLOMON ISLANDS

Informant	Position/Organisation
Atu Balekana	Principal Training Centre, Don Bosco Training Institute
Barnabas Anga	Permanent Secretary, Dept of Education & Human Resource Dev.
Barry Reeves	Education Sector Coordinator, Dept of Education & Human Resource Dev.
Bro Suzuki	Administrator, Don Bosco Training Institute
Catherine Soreh	Project Admin Officer, EU Delegation
Chris Reid	Pacific Islands Forum Fisheries Agency FFA Fisheries Economist
Dan Sua	Pacific Islands Forum Fisheries Agency FFA Director, Fisheries Management Division
/	Director, University of the South Pacific - Centre of Honiara
Donald Papaol	Pacific Islands Forum Fisheries Agency FFA Project Finance Officer, (donald.papaol.ffa.int), US Multi-lateral Treaties
Dr Cetric Alependava	Under Secretary Health Care, Ministry of Health & Medical Services
Dr Vilikesa Rabukawaqa	Director, Fiji Health Sector Improvement Programme
Eddie Oriehaka	Director Fisheries, Department of Fisheries, Solomon Islands
Ethel Sigmanu	Permanent Secretay, Department of Fisheries, Solomon Islands
Feleti Teo	Pacific Islands Forum Fisheries Agency FFA Director General FFA

Informant	Position/Organisation
Fr Ambrose Pereira	Don Bosco
Gabriel Taloikwai	Director, S.I. College of Higher Education (SICHE)
Gordon Konairamo	Commissioner of Forests, Department of Forestry, Environment & Conservation
Jack O'oi	Senior Trade Officer, Dept of Foreign Affairs and External Trade
Jennifer Tugunau	Project Admin Officer, EU Delegation
Julian Treadaway	EU TA/Curriculum Dev., EU SI Rural Training Centers Project
Kaburoro Ruia	Pacific Islands Forum Fisheries Agency FFA US Multi-lateral Treaties
Kyle Hurst	Pacific Islands Forum Fisheries Agency FFA Monitoring, Control and Surveillance Division
Len Rodwell	Pacific Islands Forum Fisheries Agency FFA Director, Fisheries Development
Leonard Paia	Assistant Project Manager, EU Programme Management Unit (PMU), (Dept of National Planning & Aid Coord)
Louisa Fakaia	Project Manager, EU SI Rural Training Centers Project
Michael R. Tokuru	General Manager, Solomon Islands Visitors Bureau
Mylin Kuve	Director, Planning, Coordinating and Research Unit (PCRU), Dept of Education & Human Resource Dev., also National PRIDE-Coordinator
Oliv Doblas	Principal Secondary School, Don Bosco Training Institute
Peter Goodwin	Chairman, Chamber of Commerce & Industries
Richard Dalgarno	Education Adviser, EU Stabex/Programme Implementation Unit (PIU), (Dept of Education & HRD),
Seremaia Tagicabau	Principal Education Officer (Research and Development), Ministry of Education
Shadrack Fanega,	Permanent Secretary, Dept of National Planning and Aid Coordination
Steve Dun	Pacific Islands Forum Fisheries Agency FFA Deputy Director General FFA
Steve Roberts	Pacific Islands Forum Fisheries Agency FFA - EC-supported Fishery Projects in the Solomon Islands Project Director, Strengthening the Sanitary production of Fish Products (SSPFP), Support to Solomon Islands Competent Authority
Sue Mackie	Acting Project Manager, Project Management Unit (EC PMU), Department of National Planning & Aid Coordination
Sue Mackie	Financial Controller, EU Programme Management Unit (PMU), (Dept of National Planning & Aid Coord)
Teriba Tabe	Pacific Islands Forum Fisheries Agency FFA DevFish Project Coordinator
Transform Aqorau	Pacific Islands Forum Fisheries Agency FFA Legal Counsel, Legal Division

2.2.5 VANUATU

Informant	Position/Organisation
Nicolás Berlanga Martínez	Chargé d'Affaires a.i., Delegation of the European Commission to Vanuatu
Georges Maniuri	Deputy National Authorising Officer, Director
Adrien Mourgues	Programme Officer, Delegation of the European Commission to Vanuatu
Didier Slachmuylders	Technical Advisor to the Office of the National Authorising Officer Department of Foreign Affairs, Development Co-operation Division
Moses John Amos	Director of Fisheries, Fisheries Department
Graham Nimoho	Principal Fisheries Development Officer, Fisheries Development Section
Jason Raubani	Acting Principal Fisheries Officer, Management and Policy Section
Ken Kikutani	Team Leader, JICA Project for the Promotion of the Grace of the Sea in Coastal Villages
Akihiro Kawada	Project Co-ordinator, JICA Project for the Promotion of the Grace of the Sea in Coastal Villages
John Firiam	President Shefa Fishermen Association
Augustin Pheu	La Touque a Poissons LTP, Commercial Fishing Company
Andrew Hibgame	Owner, YMER, Game Fishing Company

ANNEX 3 – BIBLIOGRAPHY

- Asian Development Bank. Key Indicators of Developing Asian and Pacific Countries: Fiji. www.adb.org.
- Consortium Integration. 2005. Evaluation of the Commission's Support to Papua New Guinea. Desk Phase Report.
- Consortium Integration. 2006. Evaluation of the Commission's Support to Papua New Guinea. Final Report.
- Consortium Integration. 2006. Evaluation of the Commission's Support to Papua New Guinea. Report of a Workshop Held in Port Moresby on 1 February 2006.
- European Commission. 1995. European Community support for regional economic integration efforts among developing countries. [COM (95) 219]
- Euroepan Commission.
-
- European Commission. 1998. A European Community Strategy for Private Sector Development in ACP Countries. COM (1998) 667 final.
- European Commission. 2000. The European Community's Development Policy. COM (2000) 212 final.
- European Commission. 2002. The European Community Development Policy', Brussels
- European Commission. 2002. The Pacific and the European Union.
- European Commission. 2003. Communication from the Commission to the Council and the European Parliament - Towards the full integration of co-operation with ACP countries in the EU budget. COM/2003/0590.
- European Commission. 2005. 2005 Regional Mid-Term Review: Pacific. A1 *3 (06) D/595.
- European Commission. 2005. Annual Report on the European Community's development policy and the implementation of external assistance in 2004. 164 pp.
- European Commission. 2005. The European Community External Fisheries Policy. EC DG Fish. 8 pp.
- European Commission. 2006. Press Release. European Commission proposes strategy to strengthen partnership with the Pacific islands. IP/06/688, Brussels, 29 May 2006. 2 pp.
- European Commission. 2006. Communication from the Commission to the Council, the European Parliament and the European Economic and Social Committee. EU Relations with the Pacific Islands – a Strategy for a Strengthened Partnership (SEC(2006) 642). May 2006.
- European Community - Cook Islands. 2002. Country Strategy Paper and National Indicative Programme for the period 2002-2007.
- European Community - Fiji Islands. 1997. National Indicative Programme. Framework of Cooperation under the Second Financial Protocol of the Fourth Lomé Convention between the Republic of Fiji and the European Community 1997-2002.

- European Community - Fiji Islands. 2002. Country Strategy Paper and National Indicative Programme for the period 2002-2007.
- European Community - Kiribati. 1997. National Indicative Programme. Framework of Cooperation under the Second Financial Protocol of the Fourth Lomé Convention between Kiribati and the European Community 1997-2002.
- European Community – Kiribati. 2002. Country Strategy Paper and National Indicative Programme for the period 2002-2007.
- European Community - Marshall Islands. 2002. Country Strategy Paper and National Indicative Programme for the period 2002-2007.
- European Community – Micronesia. 2002. Country Strategy Paper and National Indicative Programme for the period 2002-2007.
- European Community – Nauru. 2002. Country Strategy Paper and National Indicative Programme for the period 2002-2007.
- European Community – Niue. 2002. Country Strategy Paper and National Indicative Programme for the period 2002-2007.
- European Community – Palau. 2002. Country Strategy Paper and National Indicative Programme for the period 2002-2007.
- European Community – Papua New Guinea. 1997. National Indicative Programme. Framework of Cooperation under the Second Financial Protocol of the Fourth Lomé Convention between Papua New Guinea and the European Community 1997-2002.
- European Community - Papua New Guinea. 2002. Country Strategy Paper and National Indicative Programme for the period 2002-2007.
- European Community – Samoa. 1997. National Indicative Programme. Framework of Cooperation under the Second Financial Protocol of the Fourth Lomé Convention between Samoa and the European Community 1997-2002.
- European Community – Samoa. 2002. Country Strategy Paper and National Indicative Programme for the period 2002-2007.
- European Community – Solomon Islands. 1997. National Indicative Programme. Framework of Cooperation under the Second Financial Protocol of the Fourth Lomé Convention between Solomon Islands and the European Community 1997-2002.
- European Community - Solomon Islands. 2002. Country Strategy Paper and National Indicative Programme for the period 2002-2007.
- European Community – Tonga. 1997. National Indicative Programme. Framework of Cooperation under the Second Financial Protocol of the Fourth Lomé Convention between Tonga and the European Community 1997-2002.
- European Community – Tonga. 2002. Country Strategy Paper and National Indicative Programme for the period 2002-2007.
- European Community – Tuvalu. 1997. National Indicative Programme. Framework of Cooperation under the Second Financial Protocol of the Fourth Lomé Convention between Tuvalu and the European Community 1997-2002.
- European Community – Vanuatu. 1997. National Indicative Programme. Framework of Cooperation under the Second Financial Protocol of the Fourth Lomé Convention between Vanuatu and the European Community 1997-2002.

- European Community - Vanuatu. 2002. Country Strategy Paper and National Indicative Programme for the period 2002-2007.
- Fiji Government. Parliamentary Paper No 72 of 2002. 'Strategic Development Plan 2003-2005: Rebuilding Confidence for Stability and Growth for a Peaceful, Prosperous Fiji'. November 2002.
- Hughes A. V. 2005. Strengthening Regional Management: A Review of the Architecture for Regional Co-operation in the Pacific. Report to the Pacific Islands Forum. August 2005. (Consultative Draft)
- Joint Statement by the Council and Representatives of the Government's of the Member States. 2005. The European Consensus on Development.
- Lomé IV Convention as revised by the agreement signed in Mauritius on 4 November 1995.
- Pacific ACP and European Community. Regional Strategy Paper and Regional Indicative Programme for the period 2002-2007.
- Pacific Islands Forum Secretariat. 2005. A Pacific Plan for Strengthening Regional Cooperation and Integration.
- Partnership Agreement between the Members of the African, Caribbean and Pacific Group of States of the One Part, and the European Community and its Members States, of the Other Part. 2000. (The Cotonou Agreement)
- United Nations. 2005. A Future Within Reach: Reshaping Institutions in a Region of Disparities to Meet the Millennium Development Goals in Asia and the Pacific ISBN: 92-1-120439-9, ST/ESCAP/2376. 88 pp.
- United Nations. Port Louis, Mauritius 10-14 January 2005. International Meeting to Review the Implementation of the Programme of Action for the Sustainable Development of Small Island Developing States Summaries of Panel Discussions
- World Bank. 2005. Evaluation of World Bank Assistance to Pacific Member Countries, 2002-2005.
- European Commission. Annual Reports and Joint Annual Reports see table

	Annual Reports				Joint Annual Report					MTR
	1997	1998	1999	2000	2001	2002	2003	2004	2005	
Cook Islands	-	-	-	-	-	Y	Y	Y		Y
Fiji	-	Y	Y	X	X	Y	Y	Y	Y	Y
Kiribati*	-	Y	Y	Y	X	Y	Y	Y		Y
Marshall Islands	-	-	-	-	-	-	Y	Y		-
Micronesia	-	-	-	-	-	Y	Y	Y		-
Nauru	-	-	-	-	-	-	Y	Y		-
Niue	-	-	-	-	-	-	Y	Y		-
Palau	-	-	-	-	-	-	Y	Y		-
Papua New Guinea	Y	Y	Y	Y	X	Y	Y	Y		X
Samoa*	Y	Y	Y	Y	X	Y	Y	Y		X
Solomon	Y	Y	Y	Y	X	Y	X	Y		X

Islands*										
Tonga	Y	Y	Y	Y	X	Y	Y	Y		Y
Tuvalu*	Y	X	Y	Y	X	Y	Y	Y		Y
Vanuatu*	X	X	X	Y	X	Y	Y	Y		-
Pacific Region	-	Y	Y	-	-	-	Y	Y	Y	Y

Y: Available to the team; X: Missing -: Do not exist.

3.1 Regional Integration and Trade

- ADE. 2005. Evaluation of European Community Support to Private Sector Development in Third Countries.
- ADE. 2005. Evaluation of Trade Related Assistance by the European Commission in Third Countries. Final Report, Volume 1. Final Report, Volume 2 (Annexes).
- Overseas Development Institute. 2006. The Potential Effects of Economic Partnership Agreements: What Quantitative Models Say. ODI Briefing Paper. June 2006.
- Overseas Development Institute. 2006. The 'Development Dimension': Matching Problems and Solutions. ODI Briefing Paper. June 2006.
- Institute of Development Studies. 2005. EU-ACP Economic Partnership Agreements: The Effects of Reciprocity. March 2005.
- World Bank. 2006. Assessing World Bank Support for Trade, 1987-2004. 2006.
- Ben-David, Dan and L. Alan Winters. 2000. Trade, Income Disparity and Poverty. World Trade Organisation Special Studies No. 5. Geneva. 2000.
- UNCTAD. 2004. Trade and Development Review 2004: Linking International Trade with Poverty Reduction. Least-Developed Countries Report Series.
- World Trade Organisation. 1997. Trade Policy Review: Fiji.
- Australian Department of Foreign Affairs and Trade. Country Brief: Fiji. www.dfat.gov.au.
- Australian Department of Foreign Affairs and Trade. Country Brief: Samoa. www.dfat.gov.au.
- European Commission. --. Economic Partnership Agreements. Means and Objectives.
- European Commission. 2002. Trade and Development: Assisting Developing Countries to Benefit from Trade. COM(2002) 513 final
- European Commission. 2003. Green Paper: On the Future of Rules of Origin in Preferential Trade Arrangements. COM(2003)787 final.
- European Commission. 2004. Pacific ACP – EC EPA Negotiations: Joint Road Map.
- European Commission. 2005. Action plan on accompanying measures for Sugar Protocol countries affected by the reform of the EU sugar regime. (Commission Staff Working Paper)
- OECD. 2001. The DAC Guidelines: Strengthening Trade Capacity for Development.
- OECD. 2001. The Development Dimensions of Trade.
- Overseas Development Institute. 2004. Trade and Poverty Linkages (draft).

- Overseas Development Institute. 2006. Economic Partnership Agreements (EPAs): Where we are. ODI Briefing Paper. June 2006
- PROinvest Management Unit. 2004. Sector Orientation Report: Pacific.
- World Trade Organisation. Trade Policy Review: Fiji. 1997.
- Pacific Island Forum. (2004) Pacific ACP – EC EPA Negotiations Roadmap. PIF Press Statement, 4 pp.

3.2 Fisheries

- ADE. 2002. Evaluation of the Relationship between Country Programmes and Fisheries Agreements. Final Report, Volume 1. Final Report, Volume 2 (Annexes)
- Annual Report of the Tonga Ministry of Fisheries.
- Chapman, L. Nearshore. 2003. Domestic Fisheries Development in Pacific Island Countries and Territories. SPC Yearbook 2003. SPC Marine Resources Department, Noumea, New Caledonia. 25 pp.
- Council Regulation (EC) No 874/2003 of 6 May 2003 on the conclusion of the Agreement between the European Community and the Republic of Kiribati on fishing within the Kiribati fishing zone Official Journal L 126, 22/05/2003 P. 0001 – 0002
- Council Resolution on Fisheries and Poverty Reduction. 2001. 13398/01, 14.11.
- European Commission. 1999. Commission Communication to the Council and the European Parliament: Community participation in Regional Fisheries Organizations (RFOs) / COM/99/0613.
- European Commission. 2001. European distant water fishing fleet – Some Principles and some Data. EC DG Fish. 22 pp.
- European Commission. 2002. Commission Communication "Action Plan with a view to eradicating illicit, undeclared and unregulated fishing. European Commission, Brussels. COM (2002) 180.
- European Commission. 2002. Commission Communication on an integrated framework for fisheries partnership agreements with third countries. European Commission, Brussels. COM (2002) 637, 11 pp.
- European Commission. 2002. Council Regulation (EC) No 2371/2002 of 20 December 2002 on the conservation and sustainable exploitation of fisheries resources under the common fisheries policy.
- European Commission. 2003. Commission Regulation (EC) No 26/2004 of 30 December 2003 on the Community fishing fleet register. 11 pp.
- European Commission. 2003. Communication from the Commission to the Council and the European Parliament - Towards the full integration of co-operation with ACP countries in the EU budget. COM/2003/0590.
- European Commission. 2004. EC Eurostat. Facts and figures on the CFP: Basic data on the Common Fisheries Policy. ISBN 92-894-5006-1. 43 pp.
- European Commission. 2004. The European Community External Fishing Policy. EC DGFISH.

- European Commission. 2005. Facts and Figures on the EU Fishing Fleet. <http://www.europa.eu.int/comm/fisheries/fleetstatistics/index.cfm?lng=en>
- European Commission. 2005. Project Fish 2003/ 02. The European Tuna Sector: Economic Situation, Prospects and Analysis of the Impact of the Liberalization of Trade. Final Report FPA 12 / TUN 05. 354 pp.
- European Commission. 2006. Facts and Figures on the EU Fishing Fleet. <http://www.europa.eu.int/comm/fisheries/fleetstatistics/index.cfm?lng=en>
- European Communities. 2001. Compendium on co-operation strategies: Partnership Agreement between the Members of the Group of African, Caribbean and Pacific States and the European Community and its Member States (Signed at Cotonou, June 2000). Office for Official Publications of the European Communities, 2001, DE 110. ISBN 92-894-1020-5. 60 pp.
- European Community. 2004. Facts and figures on the CFP- Basic data on the Common Fisheries Policy. Office for Official Publications of the European Communities. ISBN 92-894-5006-1. 43 pp.
- European Community. 2004. Facts and figures on the CFP- Basic data on the Common Fisheries Policy. Office for Official Publications of the European Communities. ISBN 92-894-5006-1. 43 pp.
- FAO Marine Resources Service. 1997. Fishery Resources Division. Review of the state of world fishery resources: marine fisheries. FAO Fisheries Circular. No. 920. Rome, FAO. 1997. 173 pp.
- FAO. 1995. Code of Conduct for Responsible Fisheries. Food and Agriculture Organization of the United Nations. FAO COFI 31.10.1992. 23 pp.
- FAO. 1999. Special Ministerial Conference on Agriculture in Small Island Developing States: Sustainable Production, Intensification and Diversification of Agriculture, Forestry and Fisheries in Small Island Developing States, Rome, 12 March 1999. Food and Agriculture Organization of the United Nations, Rome.
- FAO. 2003. Report of the Workshop on the Implementation of the 1995 FAO Code of Conduct for Responsible Fisheries in the Pacific Islands: a Call To Action. Nadi, Fiji, 27-31 October 2003. FAO Fisheries Report No. 731. Food and Agriculture Organization of the United Nations, Rome.
- FAO. 2003. The State of the World Fisheries and Aquaculture. United Nations Food and Agriculture Organisation. Rome. ISBN 92-5-105177-1. 228 pp.
- FAO. 2004. FAO and SIDS: Challenges and emerging issues in agriculture, forestry and fisheries. Inter-Regional Conference of Small Island Developing States, Bahamas, 26-30 January 2004. Food and Agriculture Organization of the United Nations, Rome.
- FAO. Activities of FAO in Support of Least Developed Countries, Land-locked Developing Countries and Small Island Developing States. FAO Council Session 124. United Nations Food and Agriculture Organisation, Rome, Italy, 23 – 28 June 2003.
- FAO. Integrated coastal area management and agriculture, forestry and fisheries. FAO Guidelines. Environment and Natural Resources Service, FAO, Rome. 256 pp.
- FAO. Report No. 731. Food and Agriculture Organization of the United Nations, Rome.
- FAO. The State of the World Fisheries and Aquaculture. United Nations Food and Agriculture Organisation. Rome. ISBN 92-5-105177-1. 228 pp.

- FFA. 1991. Marine Resources Profiles for Palau.
- FFA. 2004. Business Plan of the Forum Fisheries Agency (FFA) 2005-2007. FFA, Solomon Islands. 40 pp.
- FFA. 2004. FFA Strategic Plan 2005 – 2020. 17 pp.
- FFA. 2006. DEVFISH Private Sector Workshop (Apia, Samoa, 5-7 April 2006). <http://www.ffa.int/node/707>.
- FFA. 2006. DEVFISH. Project. RPA/001/04 Project Six Monthly Report. FFA, SPC, PIF. 51 pp.
- FFA. 2006. DEVFISH. Trip Report #2: Visits to Papua New Guinea, Vanuatu, Fiji and Tuvalu – February 2006. <http://www.ffa.int/node/685>.
- Fiji Fisheries Act. CAP 158.
- IFPR. 1994. A preliminary assessment of the status of inshore coral reef fish stocks in Palau (Inshore Fisheries Research Project IFPR technical Document n°6). 54 pp.
- IFREMER. 1999. for EC. Evaluation of the Fisheries Agreements concluded by the European Community. Summary Report. 38 pp.
- Kingdom of Tonga. 1989. Local Fishing regulations. Tongan Fisheries Act Amnd. Sec. 59.
- Kingdom of Tonga. 1989. Tongan Fisheries Act.
- Kingdom of Tonga. 1993. The Fisheries Conservation and Management Regulations Act. Tongan Fisheries Act Amnd.
- Oceanic, Poseidon, Megapesca. 2003. The European Tuna Sector – Economic Situation, Prospects and Analysis of the Impact of the Liberalisation of Trade. Project Fish 2003/2. Final Report. 354 pp.
- Pacific Island Forum. 2004. Pacific ACP – EC EPA Negotiations Roadmap. PIF Press Statement, 4 pp.
- Pacific Island Forum. 2006. Outputs of the Fifth SPC Heads of Fisheries Meeting (HoF/PIC&T). SPC, Noumea, New Caledonia, 3rd to 7th April 2006. 13 pp.
- PNG Fisheries Management Act.
- Report on the South Pacific Commission deep-sea fisheries development project in Koror, Palau, Trust Territory of the Pacific Islands.
- Republic of Nauru Fisheries Act, Nauru Fisheries and Marine Resources Authority Act & Nauru Proclamation of Sea Boundaries Act.
- Republic of the Marshall Islands Marine Resources Act & Marine Resources Authority Act.
- Samoa Local Fisheries Regulation.
- Solomon Islands Department of Fisheries and Marine Resources - Annual Report 2004.
- Solomon Islands Department of Fisheries and Marine Resources (2004) - Annual Report 2004.
- SPC Fisheries Programme Information Section: Niue Domestic Fishing Regulations, pursuant to the Domestic Fishing Act 1995.
- SPC. 1979. Report on the SPC Outer Reef Artisanal Fisheries Project in Solomon Islands.

- SPC. 1997. Feasibility study on infrastructure requirements and vessel parameters for tuna longlining in Nauru.
- SPC. 1999. An assessment of the role of women within fishing communities in the Republic of Palau.
- SPC. 1999. Development options and constraints including training and infrastructure needs within the tuna fishing industry and support services in Palau.
- SPC. 1999. Report of technical assistance to the Fisheries Division of Samoa and the local tuna longline industry (12 March – 10 May 1999 and 4 October – 20 December 1999).
- SPC. 2000. Development options and constraints including infrastructure and training needs within the tuna fishing industry and support services in Vanuatu.
- SPC. 2000. Development options and constraints including training needs and infrastructure requirements within the tuna fishing industry and support services in Fiji.
- SPC. 2000. Development options and constraints including training needs within the tuna fishing industry and support services in the Kingdom of Tonga.
- SPC. 2000. Development options and constraints including training needs and infrastructure requirements within the tuna fishing industry and support services in Tuvalu.
- SPC. 2000. Technical assistance and training in small-scale tuna longlining, Tarawa, Kiribati (2–17 December 1998; 18 April – 24 May 1999; 10 February – 23 March 2000; and 31 October – 14 December 2000).
- SPC. 2002. Proposed Community-Based Fisheries Management Programme for the Republic of Fiji.
- SPC. 2002. Proposed Community-Based Fisheries Management Programme for the Republic of Fiji.
- SPC. 2003 A. Langley et al. The Western and Central Pacific Tuna Fishery 2003: Overview and Status of Tuna Stocks. ISBN 982-00-0090-4. 86 pp.
- SPC. 2003. Technical assistance to the Republic of the Marshall Islands on setting up a community fisheries program and, advice on a small-scale tuna development.
- SPC. 2004. Technical assistance provided to the national fishing corporation of Tuvalu (NaFICOT) in developing a domestic tuna longline fishery.
- SPC. 2004. Western and Central Pacific Fisheries Commission Tuna Fishery Yearbook 2004. WCPFC. 194 pp.
- SPC. 2005. Tuna Fisheries and their Impacts in the Western and Central Pacific Ocean: SPC Oceanic Fisheries Programme. SPC Fisheries Policy Briefs n°1 - May, 2005. <http://www.spc.int/OceanFish>.
- SPC. 2005. Vanuatu Fisheries Regulations. Marine Resources Division, Information Section, Secretariat of the Pacific Community in collaboration with the Fisheries Department of Vanuatu.
- SPC. 2006. Heads of Fisheries. Outputs of the Fifth SPC Heads of Fisheries Meeting. 3rd to 7th April 2006, Noumea, New Caledonia. 13 pp.
- SPC. 2006. Oceanic Fisheries Programme. Draft Strategic Plan 2006-2008. 14 pp.

- SPC. A. Langley et al. 2003. The Western and Central Pacific Tuna Fishery 2003: Overview and Status of Tuna Stocks. ISBN 982-00-0090-4. 86 pp.
- SPS. 2004. Nauru Aquaculture Development Plan 2005-2010.
- Terms of Reference – Feasibility Study: ACP FISH II – Strengthening of Fisheries Management Capabilities in ACP Countries. 7 ACP RPR 545.
- The Republic of Kiribati. Fisheries (Vessel Licences) Regulations 1981.
- The Republic of Kiribati. Fisheries Act (No. 22 of 1977).
- The Republic of Kiribati. Marine Zones (Declaration Act).
- Tuvalu Marine Zones (Declaration) Act Cap 24a.
- Tuvalu National Fishing Corporation Act Cap 106.
- Tuvalu. 1991. Tuvalu Fisheries Act Cap 45.
- World Trade Organization. 2001. WTO Ministerial Conference Fourth session Doha 9-14 November 2001 WT/MIN(01) /DEC/W/1.

3.3 Sustainable Management of Natural Resources

- ACP-EU Joint Parliamentary Assembly (ACP-EU 3765/06/fin – RESOLUTION on the problematics of energy in the ACP countries, 22.6.2006
- ACP-EU Joint Parliamentary Assembly (ACP-EU 3847/06/fin – RESOLUTION on fisheries and their social and environmental aspects in developing countries, 22.6.2006
- ADB. 2004. Pacific Region Environmental Strategy 2005–2009, Volume II: Case Studies: Mainstreaming the Environment in Development Planning and Management. Asian Development Bank. 266 pp.
- An investment for sustainable development in Pacific island countries: Disaster Risk Reduction and Disaster Management – Building the resilience of nations and communities to disasters. A Framework for Action 2005-2015, June 2005
- DRN Consortium for the European Commission. Evaluation of the Environment and Forests Regulations 2493/2000 and 2494/2000.
- ECO-Consult for the European Commission. 2006 Mid-Term Review of the “Development of Sustainable Agriculture in the Pacific (DSAP)”.
- European Commission. 2000. Communication From The Commission to The Council, The European Parliament And The Economic and Social Committee: Integrating environment and sustainable development into economic and development co-operation policy - Elements of a comprehensive strategy, COM(2000) 264 of 18.05.2000
- European Commission. 2001. Working Paper: Integrating the environment into EC Economic and Developing Cooperation, 10th April 2001
- FAO. 2003. Activities of FAO in Support of Least Developed Countries, Land-locked Developing Countries and Small Island Developing States. FAO Council Session 124. United Nations Food and Agriculture Organisation, Rome, Italy, 23 – 28 June 2003.
- Pacific Islands framework for Action on Climate Change: 2006-2015

- Small Island Developing States. 2005. Mauritius Declaration. International Meeting to Review the Implementation of the Programme of Action for the Sustainable Development of Small Island Developing States, January 2005.
- Small Islands Developing States. 2003. Report of the Pacific Regional Meeting for the Review of the Programme of Action for the Sustainable Development of Small Island Developing States, Apia, Samoa, 4 – 8 August 2003.
- SPREP, Action Plan for the implementation of the Pacific Regional Solid Waste Management Strategy, 2006
- SPREP. 2004. Action Plan For Managing The Environment Of The Pacific Islands Region 2005 – 2009
- SPREP. 2005. Working with Pacific communities for our Environment – The 2004 Annual Report of the South Pacific Regional Environment Programme.
- UNESCAP. 2006. Economic and Social Survey of Asia and the Pacific.

3.4 Intervention Level

- Documents at project level see list:

Country	Project Number	Title	Identification Study	Financing Proposal	Financial Agreement	Monitoring Report	Project Synopsis	Contribution Agreement	Grant Agreement	Work Programme	Progress Reports	Mid-term Review	Final Evaluation
Cook Islands	9 ACP COK 1	Outer islands development programme			X	X	X				2004		
Fiji	7 ACP FIJ 27, 8 ACP FIJ 6	New rewa bridge			X	X	X				2005		
Fiji	7 ACP RPA 648	Technical support to the regional authorising officer (rao). R			X	X	X	X					
Fiji	8 ACP FIJ 2	Design and supervision of the human resource infrastructure devel			X	X	X						
Fiji	8 ACP FIJ 5, 6 ACP FIJ 38	Environment programme			X	X	X						
Fiji	8 ACP FIJ 7	New building of the lautoka teachers' college.			X								
Fiji	8 ACP RPA 7	Reducing vulnerability of pacific acp states r			X	X	X						
Fiji	8 ACP RPA 9	University of south pacific human resource development (usp hrd)			X	X	X						
Fiji	8 ACP RPA 9	University of south pacific human resource development (usp hrd). R			X	X	X	X					
Fiji	8 ACP TPS 3	Eu-acp business assistance scheme (ebas). R			X	X	X						
Fiji	9 ACP FIJ 1	Fiji education sector programme			X						2006		
Fiji	B7-6200/2002/066-075/RPA	Coral gardens initiative: poverty alleviation through capacity bu			X	X	X						
Kiribati	8 ACP KI 2	Solar energy for outer islands			X	X	X			2003	2005		
Kiribati	8 ACP KI 6	Support to the seaweed industry edf viii.			X								
Kiribati	8 ACP KI 7	Kiribati training programme ii (ktp ii)			X	X	X			2002			X
Micronesia, Niue, Nauru, Palau, Marshall Islands	9 ACP FM 1, 9 ACP NIU 2, 9 ACP NR 1, 9 ACP PW 1, 9 ACP MH 1	Support to energy sector in five ACP Pacific Islands			X								
Pacific region	6 ACP RPR 596, 7 ACP RPR 786	Technical assistance support to the regional authorising officer r			X	X	X						

Country	Project Number	Title	Identification Study	Financing Proposal	Financial Agreement	Monitoring Report	Project Synopsis	Contribution Agreement	Grant Agreement	Work Programme	Progress Reports	Mid-term Review	Final Evaluation
Pacific region	7 ACP RPR 782 - 8 ACP RPA 10 - 8 PTF REG 4, 9 ACP RPA 2	Development of sustainable agriculture in the Pacific II, extension			X	X	X	X	X			X	
Pacific region	8 ACP RPA 4, 9 ACP RPA 4	Profish Pacific regional oceanic and coastal fisheries development			X	X	X	X	X	2004 2005	2004 2006	X	
Pacific region	8 ACP RPA 5	Economic partnership programme (EPP). R			X	X	X						
Pacific region	8 ACP RPA 6	FSchM human resources development project			X								
Pacific region	8 ACP RPA 7, 9 ACP RPA 5	Reducing vulnerability of Pacific ACP states, extension to six new			X	X	X	X				2005	
Pacific region	8 ACP RPA 8 - 8 PTF REG 3, 9 ACP RPA 3	Plant protection in the Pacific (PPP), extension to the six new countries			X	X	X	X				2004	
Pacific region	8 ACP RPA 8, 8 PTF REG 3	Plant protection in the Pacific (PPP). R			X	X	X	X				2004	
Pacific region	8 ACP RPA 9	USP human resource development programme (USP HRD)			X	X	X		X			X	
Pacific region	9 ACP RPA 1	Pacific regional initiatives for the delivery of basic education (PRIDE)			X	X	X	X		2004	2004		
Pacific region	9 ACP RPA 6	Pacific ACP regional economic integration programme (PACREIP)		X	X	X	X	X S P T O					
Pacific Region	9 ACP RPA 8	Development of tuna fisheries in the Pacific countries (DEVFISH)			X			X		2 nd year	2005 2006		
<p><u>Also:</u> FFA. 2006. DEVFISH. Trip Report #2: Visits to Papua New Guinea, Vanuatu, Fiji and Tuvalu – February 2006. http://www.ffa.int/node/685. FFA. 2006. DEVFISH Private Sector Workshop (Apia, Samoa, 5-7 April 2006). http://www.ffa.int/node/707.</p>													
Pacific region	9 ACP RPA 9	Pacific environmental information network (PEIN)			X			X				2003	
Pacific region	DDH/2003/057 -772	Democratisation, human rights and ethnic group reconciliation in	X		X	X	X				2004		
Pacific region	PVD/2001/250	BUILDING THE CAPACITY OF NGOs AND CSOs IN THE PACIFIC, KIRIBATI, R			X	X	X				1st 2nd		
Papua New Guinea	6 ACP PNG 43, 6 ACP PNG 44, 7 ACP PNG 29, 7 ACP PNG 30, 7 ACP PNG 31	Ramu highway upgrading project.			X	X	X						

Country	Project Number	Title	Identification Study	Financing Proposal	Financial Agreement	Monitoring Report	Project Synopsis	Contribution Agreement	Grant Agreement	Work Programme	Progress Reports	Mid-term Review	Final Evaluation
Papua New Guinea	6 ACP PNG 45, 6 ACP PNG 46, 7 ACP PNG 58, 7 ACP PNG 59, 8 ACP PNG 10, 7 ACP PNG 55	Gazelle restoration authority - medium term restoration programme			X	X	X						
Papua New Guinea	7 ACP PNG 26	Environmental monitoring and management of mining.			X	X	X						
Papua New Guinea	7 ACP PNG 62	Technical assistance to the department of works.			X	X	X						
Papua New Guinea	8 ACP PNG 14	Sexual health.			X	X	X					X	
Papua New Guinea	8 ACP PNG 15, 8 ACP PNG 16	Structural adjustment support programme (2000/2001) - (sasp 5).			X	X	X						
Papua New Guinea	8 ACP PNG 17	Rural coastal fisheries development project .			X	X	X				X		
Papua New Guinea	8 ACP PNG 18	Mining sector support programme (mssp)			X	X	X						
Papua New Guinea	8 ACP PNG 19	Improvement of rural primary education facilities (irpef)			X	X	X						
Papua New Guinea	8 ACP PNG 3	Human resources development programme 2 (hrdp2).			X	X	X				X		
Papua New Guinea	8 ACP PNG 4	Eu programme management unit in support of the nao (eu - pmu/naos			X	X	X						
Papua New Guinea	8 ACP PNG 5	Eco-forestry programme (efp).			X	X	X					X	
Papua New Guinea	B7/7020/PNG/ EL/1999/2000/ 650A	Popular participation in the elections and representative governme			X	X	X						
Papua New Guinea	ONG- PVD/2004/066- 128	Community development and resource conservation in the transfly			X	X	X						
Papua New Guinea	PVD/2000/236	Integrated initiatives for biodiversity conservation and sustaina			X	X	X						
Papua New Guinea	PVD/2000/237	Conservation and sustainable development for the future of papua			X	X	X						
Samoa	8 ACP WSO 10	Microprojects programme	D r a f t		X	X	X						
Samoa	8 ACP WSO 4	Microprojects programme (mp - phase ii).			X	X	X						

Country	Project Number	Title	Identification Study	Financing Proposal	Financial Agreement	Monitoring Report	Project Synopsis	Contribution Agreement	Grant Agreement	Work Programme	Progress Reports	Mid-term Review	Final Evaluation
Solomon Islands	7 ACP SOL 21	Malaita rural infrastructure project.			X	X	X						
Solomon Islands	7 ACP SOL 46	Rural fishing enterprises project - phase iii.			X	X	X						
Solomon Islands	8 ACP SOL 12	Marine infrastructure project edf viii.			X								
Solomon Islands	8 ACP SOL 17	Support to elections 2001 edf viii.			X								
Solomon Islands	8 ACP SOL 4	Inter-island shipping project (isp).			X	X	X						
Solomon Islands	8 ACP SOL 6	Rural training centres - phase ii (rtc ii).			X	X	X			All	All		
Solomon Islands	8 ACP SOL 8	Solomon islands micro projects programme.			X	X	X						
Solomon Islands	ONG-PVD/2004/066-123	Technical training and life skills for school-push-outs in Honiara			X	X	X						
Tonga	8 ACP TG 5	Vava'u development programme iii edf viii.			X								
Tonga	9 ACP TG 1	Vava'u social sector support programme			X	X	X				2005		
Tuvalu	8 ACP TV 2	Development support programme (dsp).			X	X	X						
Tuvalu	9 ACP TV 1	Outer island social development support programme			X	X	X				2004		
Tuvalu	9 ACP TV 1	Outer islands social development support programme.			X								
Vanuatu	8 ACP VA 11	Strengthening of the vanuatu maritime college edf viii.			X								
Vanuatu	8 ACP VA 12, 8 ACP VA 13	Support to economic reform programme (serp) 2000-2001 edf viii.			X								
Vanuatu	8 ACP VA 16	Producers organisation project ii (pop2)			X	X	X						
Vanuatu	8 ACP VA 162	Producers organisation project ii (pop 2) edf viii.			X								
Vanuatu	8 ACP VA 21	Support to non state actors.			X								
Vanuatu	8 ACP VA 23	Tourism education and training project			X	X	X			2005	2005		
Vanuatu	8 ACP VA 23	Tourism education and training project.			X								
Vanuatu	9 ACP VA 1	Reconstruction of lycee Antoine de Bougainville (lab)			X	X	X						
Vanuatu	9 ACP VA 2	Public work department (pwd) maintenance training project			X	X	X						

Country	Project Number	Title	Identification Study	Financing Proposal	Financial Agreement	Monitoring Report	Project Synopsis	Contribution Agreement	Grant Agreement	Work Programme	Progress Reports	Mid-term Review	Final Evaluation
Vanuatu	9 ACP VA 3	Education and training programme			X	X	X						
Vanuatu	9 ACP VA 6	Support to economic reform programme (serp) 2004 - 2006			X	X	X				2005		
Regional	B7-6200/02-649	Coral gardens Initiative: Poverty alleviation through capacity building of island communities to manage and restore coral reef fisheries resources											X
Regional	B7-6200/02/0648 TF	Sustainable management of sites globally important for biodiversity in the Pacific					X					X	
Regional: Cook Is. & Tuvalu		Enhancing the participation of Pacific Island nations in International Climate Change Policy					X						

ANNEX 4 – EVALUATION QUESTIONS SHEETS

The evaluation questions are defined according to the reconstructed intervention logic. The schematic diagram here above indicates the levels covered by each question.

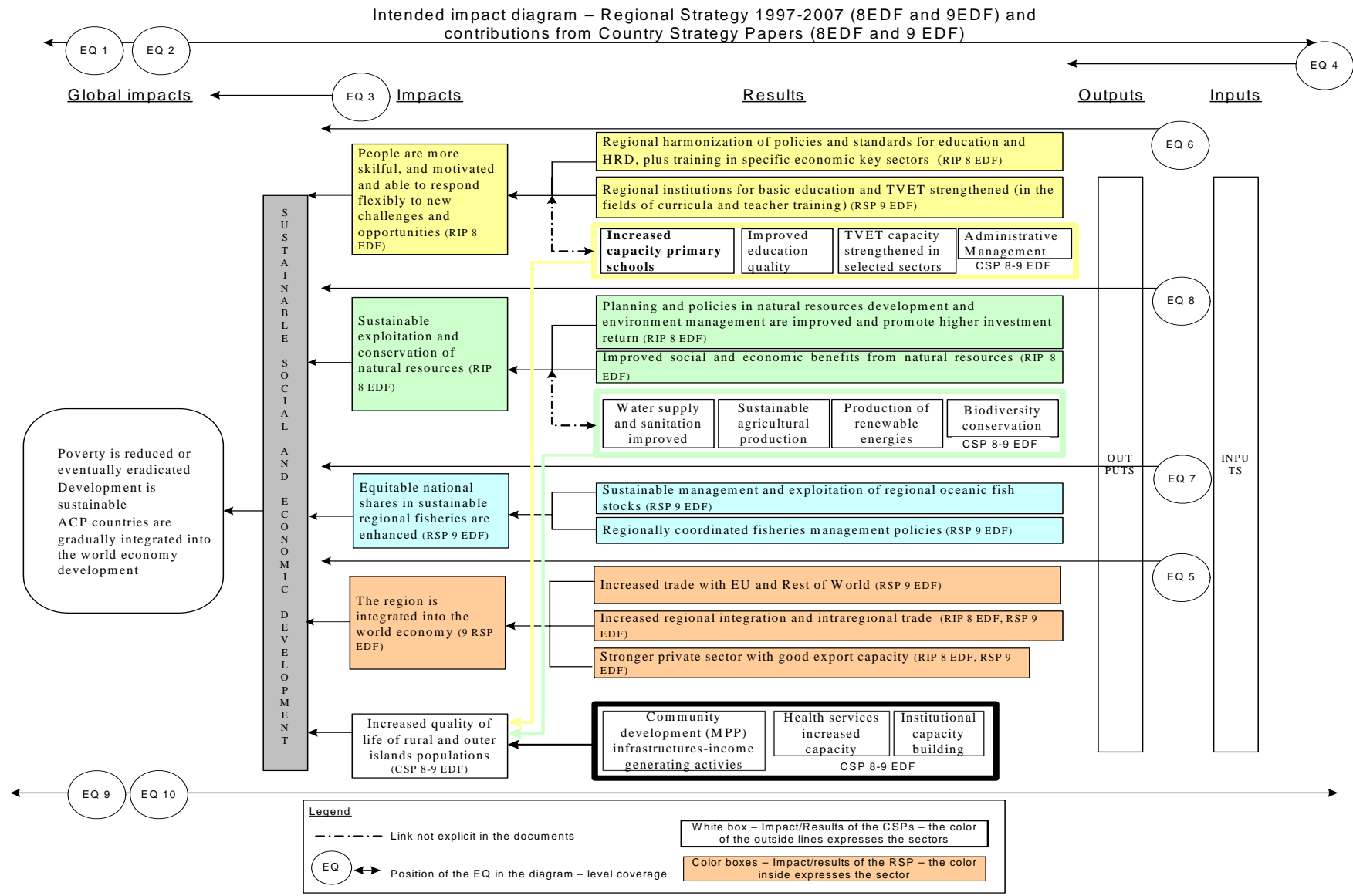
The evaluation questions link to the five evaluation criteria endorsed by the OECD-DAC: relevance, efficiency, effectiveness, impact and sustainability. They also permit to assess the key cross-cutting issues and the 3C's. The table below shows these links.

TABLE 4.1 - EQ AND THE EVALUATION CRITERIA

	<i>EQ.1</i>	<i>EQ.2</i>	<i>EQ.3</i>	<i>EQ.4</i>	<i>EQ.5</i>	<i>EQ.6</i>	<i>EQ.7</i>	<i>EQ.8</i>	<i>EQ.9</i>	<i>EQ.10</i>
	Context	Links Regional /Country	Poverty Reduction	Efficiency	RI and Trade	HRD	Fishery	SMNR	Cross-cutting issues	3C's
A. Relevance	X	X	X							
B. Efficiency				X						
C. Effectiveness					X	X	X	X		
D. Impact					X	X	X	X		
E. Sustainability					X	X	X	X		
F. Cross-cutting issues									X	
G. 3 C's										X

4.1 Evaluation questions rationale, Judgement Criteria - and Indicators

Each evaluation question is underpinned by a rationale, which is developed in this section together with the Judgement Criteria on which will be based the answers to the Evaluation Questions, and the Indicators associated with each Judgement Criterion.



A. RELEVANCE – Questions 1

EQ 1. To what extent did the objectives of the regional strategies of the EC respond to the regional needs of the PACP states? How did the regional strategies evolve over the period 1997

COMMENT

There is strong emphasis in the Cotonou Agreement on the role of the EC in providing a supportive framework for regional and national ACP initiatives.

The countries of the Pacific ACP region are confronted with common specific conditions, such as their composition of numerous small islands, their isolation from other states, their small populations and limited capacity. Even if they are diverse in their resource endowment and stages of development, it can be appropriate to address some needs at regional level. Moreover, the regional cooperation is organised through a well-developed set of active regional organisations.

The Cotonou Agreement states that, 'the partnership shall provide a coherent support framework for the development strategies adopted by each ACP State.' In the same line, the 2002-2007 Regional Strategy Paper for the Pacific region states that, 'while policy approaches will need to be tailored to country circumstances, the focus at regional level must be on shared opportunities.' The commitment in the Cotonou Agreement that 'the vulnerability of landlocked and island countries shall be taken into account' is particularly relevant in the Pacific region.

Accordingly, the first Evaluation Question is concerned with the needs that are common to the countries of the PACP region and the extent to which the EC regional strategy was conceived to respond to these needs, i.e. to provide the above-mentioned support framework. The working of the Intervention Logic depends on the harmony of the Commission's strategy with the local regional strategy framework. The question also aims at identifying the extent to which the regional strategy evolved over time and was fine-tuned to the evolution of needs in the region.

SCOPE

The question covers the strategies identified in the Regional Strategies Papers for the ACP Pacific Region covering the period 1997-2007.

JC 1.1: The needs common to the different countries of the Pacific ACP region have been comprehensively identified by regional bodies and other agencies.

I.1.1.1 Existence of identification of needs by regional bodies and other agencies and evidence of their common agreement.

Method, Source of information: Documentary analysis: RIP EDF 8, RSP and RIP EDF 9, PIFS/CROP documents, Context analysis; Interviews: PIFS/CROP, National Authorities

JC 1.2: EC regional strategies were conceived to respond to existing regional strategies and needs identified at the regional level.

I.1.2.1: Reference of EC response strategy to identified and commonly agreed regional needs and strategies.

Method, Source of information: Documentary analysis: RIP EDF 8, RSP and RIP EDF 9; Interviews: ECHQ, DEC, PIFS/CROP

JC 1.3: EC regional strategies evolved over time to adapt to evolving regional needs.

I.1.3.1: References to evolving regional needs in the justification of changes in Commission regional strategies between 8th and 9th EDF.

Method, Source of information: Documentary analysis: RIP EDF 8, RSP and RIP EDF 9, Lome IV Convention and Cotonou Agreement, PIFS documents; Interviews: ECHQ, DEC

EQ 2. To what extent were the EC regional and country strategies mutually supportive in tackling the needs of the region and were appropriate choices made between interventions at regional and at country level?

COMMENT

The EC intervenes in the Pacific region through both regional and country strategies. An effective programme will involve choice of the best level for intervention on any particular issue; and the harmonisation of activities at regional and national levels.

The strategic choice is made through the selection of focal areas for regional and national strategies. Focal areas are selected partly on the basis of their suitability for intervention at a regional or national level.

The four areas of cooperation – regional integration and trade, human resources development, fisheries and sustainable management of natural resources – may all be approached on a regional or country basis, though there are clear advantages in some aspects of the development of each in a regional approach, especially given the capacity constraints of PACP States. It is noted that an intervention may be designated 'regional' if two or more partner countries from the region are involved.

Strategies at both levels must respond to needs of the region. If strategies at regional and country level are well targeted on intended impacts, there is potential for each to enhance the impact of the other. Ideally, there should be full and complementary interaction at the two levels, giving maximum impact of EC support.

SCOPE

The scope are (a) the strategies identified in the Regional Strategy Papers and the Country Strategy Papers covering the period 1997-2007, (b) the interventions at regional and at country level in the sectors of concentration of the evaluation: education, natural resources, fisheries and regional integration and trade.

JC 2.1: EC regional and country strategy documents are designed in complementary interaction.

I.2.1.1: References in EC Regional (National) strategy documents to National (Regional) strategy documents as complementary tools.	Method, Source of information: Documentary Analysis: RIP EDF 8, RSP and RIP EDF 9, CSPs and NIPs 8 and 9 EDF; Interviews: ECHQ, DEC.
--	---

I.2.1.2: Regional and national funds allocated to the same sector have complementary interactive objectives.	Method, Source of information: Documentary analysis RIP EDF 8, RSP and RIP EDF 9, CSPs and NIPs.
--	---

JC 2.2: Interventions in the same sectors at regional and country level are designed and implemented in complementarity.

I 2.2.1: References in project documents at regional (country level) to synergies with other country (regional) projects	Method, Source of information: Documentary analysis: Project documents (FA, CA, MR, Evaluations), Interviews: DEC, Project Managers
--	--

JC 2.3: Regional interventions address problems that can more effectively be tackled at regional level.

I 2.3.1: Arguments developed in EC regional and country strategy documents in support to the location of interventions at regional or national level (mention of higher relevance, effectiveness, efficiency or sustainability of interventions)	Method, Source of information: RIP EDF 8, RSP and RIP EDF 9, CSPs and NIPs
--	---

I 2.3.2: Regional versus country specific character of the issues addressed by EC interventions	Method, Source of information: RIP EDF 8, RSP and RIP EDF 9, CSPs and NIPs, Project documents, PIFS documents, National Strategies. Interviews: ECHQ, DEC, Regional/National Authorities.
---	--

EQ 3. What attempts have been made to establish a cause-effect relationship between the intended impacts of the regional strategy and the poverty reduction global impact?

COMMENT

There is a fundamental concern in both the Lomé IV Convention and the Cotonou Agreement, and in subsequent Commission development policy, with the reduction of poverty. Reduction and eventual eradication of poverty is one of the intended global impacts of Commission interventions.

To achieve such impact, it is necessary to establish how different interventions can be expected to impact poverty, and what are likely to be the most effective interventions for the reduction of poverty. The Intervention Logic is dependent on satisfactory links.

It is also necessary to investigate how strategies and interventions evolved over the period in question in response to new information, or in response to other factors, to better target the reduction of poverty in the Pacific region.

It is difficult to measure the impact of interventions in reducing poverty over a short period. Measurement of poverty is not straightforward, given its many dimensions, and it is invariably difficult to attribute a single distinct cause to any reductions in poverty that are achieved. Nevertheless, there should be evidence of conscious and systematic attention to the reduction of poverty in Commission interventions. It is possible to design strategies with the clear aim of reducing poverty.

SCOPE

The question covers the Regional Strategy Papers for the ACP Pacific Region covering the period 1997-2007.

JC 3.1 EC strategies are aligned with regional strategies that aim at reducing poverty

I 3.1.1: Poverty reduction goal is explicit in supported regional strategies	Method, Source of information: Documentary analysis: RIP EDF 8, RSP and RIP EDF 9, PIFS documents.
--	---

JC 3.2: Supported regional strategies or EC policy papers substantiate the fact that the selected intended impacts will contribute to poverty reduction.

I 3.2.1: Explicit cause-effect reference between poverty reduction and the intended impacts in EC policy documents	Method, Source of information: Documentary analysis: ACP Conventions and Agreement, Sectoral Communications, RIP EDF 8, RSP and RIP EDF 9.
--	---

JC 3.3: For each specific intended impact, the conditions identified to ensure its contribution to poverty reduction are fulfilled, or an action is planned to establish them.

I 3.3.1: Level of attainment of the conditions identified	Method, Source of information: Documentary analysis: ACP Conventions and Agreement, Sectoral Communications, RIP EDF 8, RSP and RIP EDF 9, PIFS documents, Context analysis; Interviews: ECHQ, DEC, National Authorities.
---	--

I 3.3.2: Specific actions planned to achieve the identified conditions	Method, Source of information: Documentary analysis: RIP EDF 8, RSP and RIP EDF 9, Project documents; Interviews: ECHQ, DEC, National Authorities.
--	---

B. EFFICIENCY

EQ 4. To what extent were organisational and administrative arrangements efficient in the delivery of support across the region?

COMMENT

The best conceived strategies and the best designed projects can be rendered ineffective if management and implementation is defective.

There are various aspects of management and implementation that can enhance or reduce the effectiveness of projects, including levels of funding, the availability of human resources, regulations pertaining to implementation, the efficiency of administration, the timeliness of project activities, the procedures adopted and the selection of aid delivery channels. Overall efficiency depends on effective performance in all of these areas. Evaluation Question 4 aims to establish whether management and administration of Commission interventions gave the interventions the best chance of achieving their purposes.

SCOPE

The scope of the question are the organisational and administrative arrangements through which the EC support is delivered at regional and at country level.

JC 4.1: Organisational and administrative arrangements for EC support in the Pacific have made available inputs in due time, at planned cost, on a well-managed day-to-day basis.

I 4.1.1: Proportion of programmes/projects/components completed or not in due time and identification of bottlenecks	Method, Source of information: Documentary analysis: FA, CA, GA, JAR, Project ToRs, Activity Reports, MR, Evaluations, Project OWPs and AWP; Interviews: DEC, RAO, Project Manager.
--	--

I 4.1.2: Proportion of programmes/projects/components completed at planned cost and identification of bottlenecks	Method, Source of information: Documentary analysis: FA, CA, GA, JAR, Project ToRs, Activity Reports, MR, Evaluations, Project OWPs and AWP; Interviews: DEC, RAO, Project Manager.
---	--

I 4.1.3: Proportion of programmes/projects/components that experienced serious management difficulties and identification of bottlenecks	Method, Source of information: Documentary analysis: FA, CA, GA, JAR, Project ToRs, Activity Reports, MR, Evaluations, Project OWPs and AWP; Interviews: DEC, RAO, Project Manager.
--	--

JC 4.2: Channels of delivery for implementation of regional and national programmes were adapted during the period to make support more cost effective

I 4.2.1: Evolution of delivery channels used for regional and national programmes	Method, Source of information: Documentary analysis: FA, CA, GA.
---	---

I 4.2.2: Relation between delivery channels and efficiency as determined under indicators I 4.2.1- I 4.2.3 (inputs in due time, at planned cost, on a well-managed day-to-day basis)	Method, Source of information: Documentary analysis: FA, CA, GA, JAR, Project ToRs, Activity Reports; MR, Evaluations, Project OWPs and AWP; Interviews: DEC, RAO, NAO, Project Manager.
--	---

I 4.2.3: Running cost of the Project Management Body compared to Total Managed Budget by type of delivery channel (Comparison for projects at country and at regional level)	Method, Source of information: Documentary analysis: FA, CA, AWP; Interviews: DEC, RAO, NAO, Project Managers.
--	---

JC 4.3: EC organisation and management procedures have evolved in order to make the implementation more efficient

I 4.3.1 Evidence of increasing EC management capacity (better management tools, shorten decision process, qualified staff...)	Method, Source of information: Documentary analysis: Annual Reports, JAR, MR, Evaluation reports; Interviews: DEC, RAO, NAO, Project Managers.
---	---

I 4.3.2 Evidence of increasing RAO management capacity (better management tools, shorten decision process, qualified staff...)	Method, Source of information: Documentary analysis: Activity Reports, JAR, MR, Evaluation reports; Interviews: RAO, NAO, Project Managers, DEC.
--	---

C.D.E. EFFECTIVENESS, IMPACT AND SUSTAINABILITY OF COOPERATION IN THE DIFFERENT INTERVENTION AREAS – QUESTIONS 5 to 8

COMMENT

Four Evaluation Questions deal with intended impacts of Commission interventions, relating to each of the areas of cooperation designated for the evaluation questions 5 to 8.

The intended impacts of the Intervention Logic diagram show how outputs are expected to lead to results and how these results are expected to contribute to four main types of impact at regional level related to human resources, natural resources, regional fisheries, and regional integration and trade.

The evaluation needs to ascertain the extent to which Commission interventions have succeeded in delivering the outputs, obtaining results and contributing to achievement of the regional impacts.

Various aspects of performance need to be assessed: a) the type of interventions selected (training, research, construction of buildings, construction of infrastructure, technical assistance, institutional capacity building), b) geographical distribution of activities and beneficiaries, c) the choice of beneficiaries, d) the role of the partner countries, e) the implications for the achievement of the expected results and their sustainability, f) the choice of the Commission to intervene at regional rather than at national level.

Assessment is required of the achievements of regional impacts utilising regional programmable aid (EDF), but also, where applicable, achievements utilising national programmable aid and other non-programmable interventions such as budgetary lines, Stabex, and operations of the EIB.

The role of the partner countries and regional authorities and organisations in the development and implementation of EC regional programmes must be taken into consideration. One of the fundamental principles of the Cotonou Agreement is that ACP-EC cooperation is based on 'equality of the partners and ownership of the development strategies.' Ideally, partner countries and regional authorities would play a full and equal role in the development of Commission regional programmes, but the small size and limited resources of PACP countries means that there are obstacles to realisation of the principle. Such disparities have to be accommodated in provision of Commission support, without losing sight of the commitment to equality of partners and ownership.

The Cotonou Agreement also seeks the participation of civil society in the partnership between the EC and ACP countries. The role of civil society has to be identified and assessed.

The issue of sustainability is central to all involvement of outsiders in the affairs of another region or country. It is necessary to assess to what extent the observed outputs and results are sustainable in the sense of likely to continue after the EC intervention. Lasting and long-term benefits of EC intervention have to be identified. In particular, the extent to which EC interventions have helped to develop local capacity to sustain interventions must be assessed.

SCOPE

The question is concerned with the effects produced by the interventions supported by the European Commission in the regional areas of concentration –Regional Integration and Trade, Human Resources Development, Fisheries and Natural Resources Management – and with the degree they correspond to the intended effects identified in the RSP covering the period 1997-2007.

EQ 5. To what extent have EC interventions contributed to the integration of PACP States into the world economy? How far were outputs and results sustainable?

COMMENT

One of the main intended global impacts incorporated in the Intervention Logic is that of assisting the integration of ACP countries into the world economy.

Support of regional integration, as a stepping stone to integration into the world economy, is seen in Commission strategy as a major mean of achieving the global impact. EPAs are seen as potentially having an important role in advancing regional integration and also a more direct role in achieving integration of

<p>PACPs into the world economy. Regional integration in the Pacific has been initiated and sustained from within the region. EC has played a role in regional integration supporting regional institutional capacity, negotiations and though trade related technical assistance. A range of development measures is under implementation, including measures designed to improve the capacity of PACP states to engage in world trade (PICTA, WTO as well as path to EPA). Assessment must be made of the effectiveness of these measures. Evaluation Question 5 aims to establish the effectiveness of EC interventions in supporting the integration of PACP countries into the world economy.</p>	
<p>JC 5.1: EC interventions contributed to increasing trade with the EU market and the Rest of the World.</p>	
I 5.1.1: EC interventions aimed at increasing trade with EU market and the Rest of the World	Method, Source of information: Documentary analysis: FA, CA, JAR.
I 5.1.2: Changes in the legal and regulatory framework governing trade linked to EC policy dialogue	Method, Source of information: Documentary analysis: JAR, ECD, PIFS documents, Ministries of Trade documents; interviews: DEC, PIFS, Ministries of Trade.
I 5.1.3: Evolution of total trade in % of GDP.	Method, Source of information: Documentary analysis: EC trade database, PIFS trade data, SPC trade data, ADB trade data, Australian Department of Foreign Affairs data.
I 5.1.4: Evolution of trade with EU in comparison with the development of total trade and of regional trade	Method, Source of information: Documentary analysis: EC trade database, PIFS trade data, SPC trade data, ADB trade data, Australian Department of Foreign Affairs data.
<p>JC 5.2: EC interventions contributed to regional integration as a stepping stone to further integration into the world economy.</p>	
I 5.2.1: EC interventions aimed at supporting regional institutions	Method, Source of information: Documentary analysis: FA, CA, JAR.
I 5.2.2: Role of EC in the adoption of intra-regional trade facilitating measures	Method, Source of information: Documentary analysis: PIFS, AusAID, NZAID, JAR, CA; interviews EDC, PIFS, Other donors.
I 5.2.3: Evolution of intra-regional trade in comparison with the development of total trade	Method, Source of information: Documentary analysis: PIFS trade data, SPC trade data.
<p>JC 5.3: EC interventions enhanced the capacity of the private sector for engaging in international trade.</p>	
I 5.3.1: EC interventions aimed at increasing the competitiveness of private enterprises	Method, Source of information: Documentary analysis: FA, CA, JAR.
I 5.3.2: Evidence of increased competitiveness of beneficiary enterprises	Method, Source of information: Documentary analysis: Projects activity reports; interviews: beneficiaries.
I.5.3.3: Percentage of enterprises supported having increased competitiveness in relation to number of enterprises of the region/country and their contribution to the GDP	Method, Source of information: Documentary analysis: Projects activity reports; interviews: beneficiaries.
<p>JC 5.4: Civil society was consulted and closely involved in the design and implementation of EC interventions relating to regional integration and trade.</p>	
I 5.4.1: Evidence of involvement of civil society in the design and the implementation of EC interventions (consultations, steering committees)	Method, Source of information: Documentary analysis: Identification studies, Project activity reports; interviews: NSAs, Chambers of Commerce, Professional Organisations, Trade Unions.
<p>JC 5.5: Outputs and results of EC interventions are sustainable.</p>	
I 5.5.1: Evidence that interventions design has taken into account the sustainability issue (development of capacity, phasing out, measures enhancing ownership)	Method, Source of information: Documentary analysis, Identification studies, FA, CA

EQ 6. To what extent have EC interventions contributed to increase the skills, the motivation and the ability of people to respond flexibly to new challenges and opportunities? How far were outputs and results sustainable?	
COMMENT	
Outputs and results for human resources development under the EDF 8 cover harmonisation of policies, training in key sectors and the strengthening of institutions. The emphasis on basic education in RSP EDF 9 brings human resource development strategy closer to the support of the strategies of PACP States. The effectiveness of EC interventions in the two periods and the advantages of each in achieving designated outputs need to be assessed. Evaluation Question 6 is concerned with capacity building through EC interventions and the sustainability of the interventions.	
JC 6.1: EC interventions have been effective in achieving regional harmonisation of policies and standards for education (EDF 8).	
I 6.1.1: EC interventions aimed at achieving regional harmonisation of policies.	Method, Source of information: Documentary analysis: FA, CA
I 6.1.2: Number of existing and approved regulatory documents, e.g. inventories, studies, proposals for texts or texts on standards and regulations, inclusion of the issue of harmonisation into conference agendas etc. (in relation to the number of initially intended documents)	Method, Source of information: Documentary analysis: analysis of reports; Interviews: ECHQ, DEC, PIFS, National Authorities.
I 6.1.3: Percentage of applied regulatory documents in relation to the number of approved documents.	Method, Source of information: Documentary analysis: analysis of reports; interviews in EC HQ, Delegation, Pacific Island Forum Secretariat; Interviews: DEC, PIFS, National Authorities.
I 6.1.4: Percentage of the applied regulatory documents that have produced (started to produce) the intended results.	Method, Source of information: Documentary analysis: analysis of reports of National Ministries; Interviews: DEC, PIFS, National Authorities.
JC 6.2: EC interventions have been effective in improving (providing) training in specific economic key sectors (and Health) (EDF 8).	
I 6.2.1: EC interventions aimed at improving (providing) training in specific economic key sectors and (health)	Method, Source of information: Documentary analysis: FA, CA.
I 6.2.2: Additional output of FSCHM and decrease in the number of expatriate health workers in the member states; output of FSCHM compared to Labour market needs.	Method, Source of information: Documentary analysis: Statistics of FSCHM, Statistics of National health ministries or regional health organisations (or observations of health experts, e.g. WHO) Comments: Probably not all the figures will be available; It would already be nice to see trends, maybe from observations of regional health experts.
I 6.2.3: Percentage of additional training courses in relation to the needs or the overall number of training activities per key sector. (Number of publications.)	Method, Source of information: Documentary analysis: FA, Project reports, Training reports
I 6.2.4: Percentage of participants being satisfied with the training results	Method, Source of information: Documentary analysis: Training reports (training evaluation sheets)
I 6.2.5: Improvements in performance.	Method, Source of information: Documentary analysis: Project evaluation reports
JC 6.3: EC interventions have been (or are likely to be) effective in strengthening the regional institutions for basic education (BE) and TVET (EDF 9).	
I 6.3.1: EC interventions aimed at strengthening the regional institutions for basic education and TVET	Method, Source of information: Documentary analysis: FA, CA.

I 6.3.2: Existence and quality of project identification and planning documents: Documents describe the needs in relation to national policy reforms, support needs and existing structures (as a result of a consultative process)	Method, Source of information: Documentary analysis: Regional and national documents; Interviews: Regional and National Authorities.
I 6.3.3: The organisational set-up will allow optimal and equal access of National Governments to the services put in place.	Method, Source of information: Review of the setup; Interviews: Regional and National Authorities, PMU.
I 6.3.4: First services (if already any) are appreciated by National stakeholders and have produced positive results, e.g. number of National Strategic Plans supported.	Method, Source of information: National Authorities.
I 6.3.5: First services, e.g. to policy development and testing of new approaches are appreciated by National stakeholders and have produced positive results.	Method, Source of information: Documentary analysis: National documents; Interviews: National Authorities.
JC 6.4: The effectiveness of EC interventions has been substantially enhanced by complementary involvement and activities of PACP States (at regional and national level).	
I 6.4.1: Evidences of synergies of EC interventions with other activities of PACP States.	Method, Source of information: Documentary analysis: RIP EDF 8, RSP and RIP EDF 9, CSP EDF 8 and 9.
JC 6.5: Civil society was fully involved in EC interventions relating to human resources development.	
I 6.5.1: Role and capacity of NSA in delivering BE on one hand and Management training etc. on the other hand.	Method, Source of information: Documentary analysis: Project documents, PIFS and other donors.
I 6.5.2: Role of NSA/CS in policy formulation (PRIDE: National sector planning).	Method, Source of information: Documentary analysis: Project documents
I 6.5.3: Role of NSA in the implementation of in-country sub-projects	Method, Source of information: Documentary analysis: Project documents, activity reports; Interviews: PMU, National Authorities.
JC 6.6: The results obtained by EC interventions have contributed to increasing the skills the motivation and the ability of people to respond flexibly to new challenges and opportunities.	
I 6.6.1: Evolution in unemployment rate	Method, Source of information: Ministries of Labour
I 6.6.2: Evolution of unfilled positions in private enterprises	Method, Source of information: Ministries of Labour, Private Enterprises organisations
I 6.6.3: Evolution of the level of qualification (in % of the total population)	Method, Source of information: Ministries of Education
I 6.6.4: Evolution of emigrants by level of diploma (in % of level of diploma in the population)	Method, Source of information: Ministries of Education, Ministries of External Relations
JC 6.7: Outputs and results of EC interventions are sustainable.	
I 6.7.1: Evidence that interventions designed have taken into account the sustainability issue (development of capacity, phasing out, measures enhancing ownership)	Method, Source of information: Identification studies, FA, CA
I 6.7.2: Evidence that measures ensuring sustainability have materialized at the termination of the intervention	Method, Source of information: Final Report, MR, Evaluations.

EQ 7. To what extent have EC interventions contributed to attainment of equitable national shares in sustainable regional fisheries? How far were outputs and results sustainable?

COMMENT

Fisheries became a focal area for RSP EDF 9, in place of Natural Resources, a focal area in RIP EDF 8. Fisheries are of major importance for incomes, both private and government, in the Pacific region. Since major species are migratory the conservation of the resource necessarily involves action on a regional basis. Outputs and results for fisheries are concerned with regional action to conserve stocks whilst at the same time ensuring optimal incomes from the resource and equitable sharing of the proceeds across the region. Country strategies endorse the handling of fisheries issues relating to international trade and conservation at regional level. Evaluation Question 7 provides a basis for investigation of the effectiveness of EC interventions in dealing with these issues.

JC 7.1: EC interventions were effective in promoting participation in the sustainable management and exploitation of regional oceanic fish stocks.

I 7.1.1: Number of DEV-FISH, PROCFISH and CO-FISH project activities promoting the sustainable management and exploitation of regional oceanic fish stocks (and assessing respective training needs)	Method, Source of information: Documentary analysis: DEV-FISH, PROCFISH and CO-FISH activity reports.
I 7.1.2: Evolution of status of standing tuna stocks in the national and combined PACP EEZs and neighbouring open seas	Method, Source of information: Documentary analysis: Scientific publications based on recent fish population surveys (FAO, FFA, SPC).
I 7.1.3: Number of PACP countries that have identified oceanic fishery as focal or non-focal sector in their NIPs and or CSPs	Method, Source of information: Documentary analysis: NIPs, CSPs, RIPs, RSP.
I 7.1.4: Evolution of regional and national tuna catches and tuna fishery revenues generated	Method, Source of information: Documentary analysis: Scientific publications, Regional fishery project reports, Joint Annual Reports, Country Reports, National fishing line agency reports.

JC 7.2: EC interventions were effective in supporting coordinated regional fisheries management policies.

I 7.2.1: Consistency of EC fishing activities in the PACP region with established regional/national fishing regulations	Method, Source of information: Documentary analysis: EC-PACP bilateral FAAs, and FPAs.
I 7.2.2: Availability of advisory information and guidance for national Fishery Policy Making and Fishery Management	Method, Source of information: Documentary analysis: RFO national data sheets and analyses, RFO reports.
I 7.2.3: Harmonisation of national fishing policies between PACP countries	Method, Source of information: Documentary analysis: National fishery laws, National fishery sector strategy documents.
I 7.2.4: Number of joint bilateral enforcement activities related to regional and harmonised national fishery policies	Method, Source of information: National fishery line-agency reports: FFA, SPC reports, VMS data, Coastguard reports.

JC 7.3: The effectiveness of EC regional fisheries interventions has been enhanced by full participation and co-operation of PACP national fisheries authorities in regionally coordinated fisheries management.

I 7.3.1: Membership of individual PACP countries to the Regional Fisheries Organisations FFA and SPC-DMR	Method, Source of information: Documentary analysis: Reports and websites of FFA and SPC-MRD.
I 7.3.2: Staffing statistics to the Regional Fisheries Organisations FFA and SPC-DMR	Method, Source of information: Documentary analysis: Annual reports, strategic reports and budget reports of FFA and SPC-MRD.
I 7.3.3: Number of PACP countries as signatories to international fishery agreements	Method, Source of information: Documentary analysis: International fishery agreements.

JC 7.4: Civil society was fully involved in EC interventions relating to fisheries development.	
I 7.4.1: Participation of civil society groups in fishery project activities	Method, Source of information: Documentary analysis: Regional and national private sector statistics from RIPs, RSPs, NIPs and CSPs for the fishery sector.
I 7.4.2: Recognition and reflection of different civil society groups in fishery policy making and management	Method, Source of information: Documentary analysis: Regional and national private sector statistics from RIPs, RSPs, NIPs and CSPs for the fishery sector, National fishery laws.
JC 7.5: The results obtained in terms of sustainable management and exploitation of regional oceanic fish stocks and in regional coordination of fisheries management policies have contributed to enhancing equitable national shares in sustainable regional fisheries.	
I 7.5.1: Evolution of individual national oceanic fish catch	Method, Source of information: Documentary analysis: Scientific publications based on recent fish population surveys (FAO, FFA, SPC), National fishery line-agency reports.
I 7.5.2: Evolution of revenue generated by national fish processing industry	Method, Source of information: Documentary analysis: National fishery line-agency reports, National economic line-agency reports.
I 7.5.3: Evolution of revenues generated from issuing fishing licenses to DWFN	Method, Source of information: Documentary analysis: National fishery line-agency reports, National economic line-agency reports, DWFN on-board reports and related statistics. Comments: With the exception of EU DWFN data, it is questionable that it will be possible to obtain representative data samples from on-board reports
JC: 7.6. EC fishery interventions in the Pacific region have been designed so as to ensure that their outputs and results are sustainable in the longer term.	
I 7.6.1: Evidence that Commission interventions have taken into account the sustainability issue (development of capacity, phasing out, measures enhancing ownership)	Method, Source of information: Identification studies, FA, CA
I 7.6.2: Evidence that measures ensuring sustainability have materialized at the termination of the intervention	Method, Source of information: Final Report, MR, Evaluations.

EQ 8. To what extent have EC interventions contributed to a sustainable exploitation and conservation of natural resources in the region? How far were outputs and results sustainable?

COMMENT

Natural Resources, including marine resources, were a focal area in the RIP for EDF 8. Much of the implementation in the period under evaluation is related to this commitment. Prior to EDF 8, research in agriculture and fisheries aimed at improvements to food security and income generation for smallholders. Under the RIP for EDF 8, interventions were more broadly aimed at sustainable development of the region's natural resources. The idea of balanced exploitation introduced in the RIP for EDF 8 was maintained in the RSP for EDF 9. Commitments in the RSP for EDF 9 to develop regional competitiveness and international trade are substantially dependent on effective implementation of natural resources programmes.

At country level, the emphasis in both EDF 8 and EDF 9 is on environmental protection, with particular concern for environmental vulnerability in rural areas and outer islands, agricultural production, water and sanitation systems. Also at country level, an important concern is the role played by Stabex funds. While a concrete strategy was set out under the 8th EDF, these non-planned funds could have affected to a certain extent the strategy in terms of implementation. Evaluation Question 8 aims to establish the effectiveness of EC interventions for the development of natural resources, firstly with regard to the returns from exploitation and secondly with regard to measures for the conservation of resources.

JC 8.1: EC interventions have been effective in advancing the sustainable management of natural resources through improved planning and policy formulation.

I 8.1.1: EC interventions aimed at advancing the sustainable management of natural resources through improved planning and policy formulation	Method, Source of information: Documentary analysis: FA, CA.
---	---

I 8.1.2: Planning and Policy orientation mechanisms adopted.	Method, Source of information: Documentary analysis: CROP and PIC strategy documents, Programme/Project databases; Interviews DEC, CROP, Project Managers. Comments: Capacity building initiatives and results are linked to EQ6, Analysis of Trade agreements in NR sectors is linked to EQ5, Regional strategies and plans to be seen in relation to EQ1.
--	--

JC 8.2: EC interventions have been effective in improving social and economic benefits deriving from improved exploitation of natural resources.

I 8.2.1: EC interventions aimed at in improving social and economic benefits deriving from improved exploitation of natural resources	Method, Source of information: Documentary analysis: Regional and national statistics, M&E reports; Interviews: DEC, CROP and PACP officials.
---	--

I 8.2.2: Evolution of agriculture, forestry, fisheries and marine resources production and value at regional and national levels	Method, Source of information: Documentary analysis: Regional and national statistics, M&E reports; Interviews: DEC, CROP and PACP officials.
--	--

I 8.2.3: Evolution of diversity of NR exploitation and incomes.	Method, Source of information: Documentary analysis: Regional and national statistics, M&E reports; Interviews: DEC, CROP and PACP officials.
---	--

I 8.2.4: Evolution of trade balance share in NR sectors	Method, Source of information: Documentary analysis: Regional and national statistics, M&E reports; Interviews: DEC, CROP and PACP officials.
---	--

I 8.2.5: Evolution of quantity and quality of land and marine protected areas	Method, Source of information: Documentary analysis: Regional and national statistics, M&E reports; Interviews: DEC, CROP and PACP officials.
---	--

I 8.2.6: Evolution of improved social and health infrastructure	Method, Source of information: Documentary analysis: Regional and national statistics, M&E reports; Interviews: DEC, CROP and PACP officials.
---	--

JC 8.3: The effectiveness of EC interventions has been substantially enhanced by involvement and complementary activities of Regional authorities PACP States	
I 8.3.2: Evolution of regional/national commitment in respect to SMNR	Method, Source of information: Documentary analysis: PIFs, CROP and National Policy papers; Interviews: PIFs, CROP and National Authorities.
JC 8.4: EC interventions relating to Sustainable Management of Natural Resources were designed and implemented in close cooperation with civil society.	
I 8.4.1: Evidence of involvement of civil society in the design and the implementation of EC interventions (consultations, steering committees)	Method, Source of information: Documentary analysis: Fa, CA; Interviews: Project Management, Civil Society representatives.
I 8.4.2: EC interventions have enhanced awareness and ownership of NRM issues in the region	Method, Source of information: Documentary analysis: PIFs, CROP and National Policy papers; Interviews: PIFs, CROP and National Authorities.
JC 8.5: The results obtained in terms of planning and policy for sustainable management and improved exploitation of natural resources have contributed to a sustainable exploitation and conservation of natural resources in the region.	
I 8.5.1: Evolution of Natural Resources status	Method, Source of information: Documentary analysis: Environmental related Statistical Data
I 8.5.2: SMNR policies and legislative framework is enforced	Method, Source of information: Documentary analysis: Regional and National strategy documents; Programme M&E reports; Interviews: DEC, PIFs, CROP, National Authorities
JC 8.6: Outputs and results of EC interventions are sustainable.	
I 8.6.1: Evidence that interventions designed have taken into account the sustainability issue (development of capacity, phasing out, measures enhancing ownership)	Method, Source of information: Identification studies, FA, CA
I 8.6.2: Evidence that measures ensuring sustainability have materialized at the termination of the intervention	Method, Source of information: Final Report, MR, Evaluations.

F. CROSS-CUTTING ISSUES

EQ 9. Were EC gender, environment, human rights and conflict prevention strategies clearly formulated and taken into account in strategy and programme formulation and in implementation? How far have these cross-cutting issues been advanced through EC interventions in the main regional areas of cooperation?

COMMENT

Issues of gender, environment, human rights and conflict prevention arise in all areas of Commission interventions. They have to be taken into account in the formulation of strategies, programmes and projects. It is also necessary to identify the degree to which Commission interventions have benefited women and brought about improvements in environmental protection, the protection of human rights and the prevention of conflict.

Gender issues concern the equality of women in education and training and in both public sector and private sector workplaces. Through human resource development there is particular scope for the advancement of women.

Issues of biodiversity, environmental degradation and conservation of natural resources, including fish and timber, are particularly prominent in the Pacific and intimately connected with the economic development of the region. Environment as a cross-cutting issue will be treated in the framework of this question only for interventions non directly dedicated to enhance sustainable environmental management. The global view of the EC interventions in advancing environmental issues will be obtained by reading question 8 that treats environmental specific interventions.

Conflicts in Bougainville (Papua New Guinea), and Solomon Islands have raised concerns over conflict prevention and human rights. Racial rivalry has brought political instability in Fiji. Evaluation Question 9 is designed to prompt investigation of the attention given to these cross-cutting issues and the extent to which Commission interventions have advanced them.

SCOPE

The question covers the strategic level, RSPs and CSPs, as well as the implementation level.

JC 9.1: EC commitments relating to issues of gender and the role of women have been taken into account in the formulation of the strategy and all EC interventions and as a result progress has been made in advancing gender related issues and the role of women in society.

I 9.1.1: Explicit references to gender aspects in the RSP and the CSP	Method, Source of information: Documentary analysis, RIP 8 EDF, RSP 9 EDF, 8th and 9th CSP.
<u>I.9.1 NEW – Specific interventions have been directly dedicated to enhance gender balance and the role of women</u>	Method, Source of information: Documentary analysis, Annual Reports and JAR, CRIS
<i>For other interventions not covered under previous indicator I</i> 9.1.2: Explicit references to gender aspects to be taken into account during the implementation of the interventions	Method, Source of information: Documentary analysis: FA, Identification Studies.
<i>For other interventions not covered under previous indicator I</i> 9.1.3: Evidence that the gender aspects have been taken into account by the interventions (for example internal monitoring systems takes into account gender aspects, specific studies have been carried out, specific actions)	Method, Source of information: Documentary analysis: Evaluation, MR; Interviews: Project Managers, Beneficiaries.
I 9.1.4: Evidence of progress been made in advancing gender related issues and the role of women in society	Method, Source of information: Documentary analysis: Evaluation, MR; Interviews to the Project Managers, Beneficiaries.

JC 9.2: EC commitments relating to environmental impact have been taken into account in the formulation of all EC interventions and as a result environmental protection has been improved.	
I 9.2.1: Explicit references to environmental aspects in the RSP and the CSP	Method, Source of information: Documentary analysis: RIP 8 EDF, RSP 9 EDF, 8 th and 9 th CSP.
<i>I 9.2-NEW Specific interventions have been directly dedicated to environmental protection and management</i>	Method, Source of information: Documentary analysis, Annual Reports and JAR, CRIS
<i>For other interventions not covered under previous indicator</i> I 9.2.2: Explicit references to environmental aspects to be taken into account during the implementation of the interventions	Method, Source of information: Documentary analysis: Financial Agreements, Identification Studies.
<i>For other interventions not covered under previous indicator</i> I 9.2.3: Evidence that the environmental aspects have been taken into account by the interventions (for example internal monitoring systems takes into account environmental aspects, specialised studies have been carried out)	Method, Source of information: Documentary analysis: Evaluation, Monitoring Reports, Interviews to the Project Managers; Interviews: Project Managers, Civil Society representatives.
I 9.2.4: Evidence of progress been made in advancing environmental protection.	Method, Source of information: Documentary analysis: Evaluation, Monitoring Reports; Interviews to the Project Managers, Civil Society representatives.
JC 9.3: Consideration of human rights and conflict prevention has been incorporated in all EC interventions, where relevant, and clear and appropriate arrangements have been made to ensure that human rights are protected and risks of conflict are avoided.	
I 9.3.1: Explicit references to human rights and conflict prevention aspects in the RSP and the CSP.	Method, Source of information: Documentary analysis: RIP 8 EDF, RSP 9 EDF, 8 th and 9 th CSP.
<i>I 9.3 NEW – Specific interventions have been directly dedicated to promote human rights and conflict prevention aspects</i>	Method, Source of information: Documentary analysis, Annual Reports and JAR, CRIS
<i>For other interventions not covered under previous indicator</i> I 9.3.2: Explicit references to human rights and conflict prevention aspects to be taken into account during the implementation of the interventions	Method, Source of information: Documentary analysis: FA Identification Studies
<i>For other interventions not covered under previous indicator</i> I 9.3.3: Evidence that human rights and conflict prevention aspects have been taken into account by the interventions (for example specific studies have been take into account)	Method, Source of information: Documentary analysis: Evaluation, MR; Interviews: Project Managers, Civil Society representatives.
I 9.3.4: Evidence of progress been made in advancing human rights and conflict prevention aspects	Method, Source of information: Documentary analysis: Evaluation, Monitoring Reports, Interviews to the Project Managers, Civil Society representatives.

G. 3 C's

EQ 10. To what extent did instruments of EC support and other EU policies contribute to the realisation of overall and sector objectives and to what extent was the EC support coordinated with the work of other donors so as to achieve complementarity and donor harmonisation?

A. To what extent were the different aspects of the EC interventions coherent with other European policies?

B. To what extent were the EC regional interventions coordinated and complementary with those of other donors?

COMMENT

The '3 Cs' (Coherence, Coordination and Complementarity) are regarded as of fundamental importance in Commission interventions.

Other European policies, such as the Common Fisheries Policy (CFP) and the Common Agricultural Policy (CAP), affect Commission development policy. These other policies may reinforce the impact of Commission interventions in the development field or may inhibit their effects.

Commission support to the Pacific region has to be seen also in the context of the commitments of the regional partner countries and the support provided by other donors. The main coordinative role with regard to objectives and activities for the region rests with the regional institutions and partner countries. But where this responsibility is not fully exercised, donors may need to take action to ensure that their support does not overlap or duplicate, but rather is provided in a complementary and cooperative manner. Coordination and complementarity of aid requires also the commitment of all donors to similar objectives. These formal commitments involve EC and Member States, although given the specific circumstance of the PACP and the relative little participation of the EU to the ODA, these issues will be also analysed in relation to the interventions of other key donors for the region.

Evaluation Question 10 is designed to ascertain whether EC policies were coherent and complementary, and whether Commission interventions were coordinated with the work of other donors in the Pacific region.

SCOPE

First, The question is concern on one hand with the RSP and on the other hand with European Policies having potentially effects in the Pacific ACP region. The policies identified are: CFP, CAP, Environment Policy and relations with OCT's. Secondly, it covers the formal and informal arrangements aiming at enhance coordination and complementarity among donors. Finally, it analysis the comparative advantages of the European Commission interventions in the region.

JC 10.1: EC policies not directly concerned with ACP States or the Pacific region have reinforced the achievement of overall designated impacts of interventions in the Pacific region and were taken into account when designing specific sector strategies so as to ensure internal coherence.

I 10.1.1: Regional Strategies take into account the potential impacts and risks of other European Policies on Development Policies	Method, Source of information: Documentary analysis: RIP 8 EDF, RSP 9 EDF
--	--

I 10.1.2: Evidence that the other European Policies induced benefits in line with the regional strategies	Method, Source of information: Documentary analysis: JAR, Interviews: ECHQ, DEC, Regional Authorities, National Authorities
---	--

I 10.1.3: Evidence that the other European Policies induced negative effects on the regional strategies	Method, Source of information: Documentary analysis: JAR, Interviews: ECHQ, DEC, Regional Authorities, National Authorities
---	--

JC 10.2: EC support has been well coordinated with and complementary to the work of other donors in the Pacific region.

I 10.2.1: Evidence of donor coordination mechanisms set up	Method, Source of information: Documentary analysis: RIP 8 EDF, RSP 9 EDF, JAR; Interviews: DEC, RAO, Other Donors
--	---

I 10.2.2: Evidence of coordinated interventions funded by EC and other donors	Method, Source of information: Documentary analysis: JAR, FA; Interviews: DEC, RAO, Project Managers, Other Donors.
I 10.2.3: Evidence of progress in the harmonization of donor practices	Method, Source of information: JAR; Interviews: DEC, RAO, Other Donors
JC 10.3: EC interventions have been focused on areas in which the EC has a comparative advantage over other donors.	
I 10.3.1: Distribution of EC interventions compared to identified EC areas of comparative advantages	Method, Source of information: FA, JAR; Interviews: DEC, RAO, Regional Authorities, National Authorities, Other donors

ANNEX 5 – ACP PACIFIC CONTEXT

The major characteristics of the Pacific region are physical. It is a large area of ocean, dotted with small islands. The land area, apart from Papua New Guinea, is smaller than Ireland. By contrast, the Exclusive Economic Zones of the PACP nations exceeds the area of the United States. Even within countries distances can be extreme. From the Eastern islands of Kiribati to the Line Islands in the West is more than 3,000 km.

The PACP countries of the region range in size from Papua New Guinea, with a population of 5.8 million, down to Niue with a population of approximately 2,000 people. Most consist of scatterings of small islands, in some cases spread over large areas of ocean. Fiji has a population of more than 800,000 and at the other end of the scale Niue has only 1,800 people. Because of its relatively large size and geographical position Fiji tends to be regarded as the centre of Pacific affairs, a status reflected in the establishment there of diplomatic missions to Fiji and other island nations, and the main regional organisation, the Pacific Islands Forum.

The main ethnic groups of the Pacific region are Melanesians, Polynesians and Micronesians. The western islands, including Papua New Guinea, Solomon Islands and Vanuatu, are Melanesian. Fiji is mainly Melanesian, but there is also a substantial population of Indian origin, and some Polynesians. The more eastern islands, including Tonga and Samoa, are Polynesian. The more northerly islands, including Kiribati, Marshall Islands, and FSM are Micronesian.

TABLE 5.1 - BASIC INDICATORS PACP

	Population (2004 est.)	Area (1000 km²)	Human Development Index	EEZ (1000 km²)	GDP per Capita (US\$)
Cook Islands	19,449	240	0.822	1,830	9,621
Fiji	840,814	18 272	0.752	1,260	2,438
Kiribati*	97,812	690	0.515	3,600	567
Marshall Islands	61,218	170	0.563	2,131	2,1017
Micronesia	109,691	700	0.569	2,978	1,952
Nauru	12,514	24	0.663	320	4,692
Niue	1,800	259	0.774	390	5,851
Palau	20,000	487	0.861	601	6,281
Papua New Guinea	5,771,924	462,840	0.523	3,120	578
Samoa*	183,746	2,857	0.776	120	1,505
Solomon Islands*	465,793	28,446	0.594	1,630	553
Tonga	101,982	699	0.810	700	1,603
Tuvalu*	9,900	26	0.583	757	1,374
Vanuatu*	207,331	12 189	0.659	680	1,484
Total	7.872.294	527 900	-	20 117	-

Notes:

Population is 2004 est. except for Cook Islands, Nauru, Niue, Tuvalu, which are 2000 est.

Area and EEZ unit is 1000 sq. km.

GDP per Capita unit: US\$. Data refer to 2003, except for Cook Islands (2004), Niue (2003), Tuvalu (2002) and Nauru (2002).

*: Least Developed Countries

Sources : UNDP Human Development Report 2005; Regional Strategy Paper for EDF 9; Australian Department of Foreign Affairs and Trade; European Commission: The Pacific and the European Union.

These geographical factors influence the societies and economies of the region. It gives the societies a sense of isolation from others and with that a sense of cultural distinction. The long sea passages between islands formerly limited contacts between island groups and now impose high unit costs of production and transport and problems in communications.

Several of the islands are former colonies of European countries, or had similar links – Fiji, Kiribati (formerly the Gilbert Islands), Nauru, Papua New Guinea, Samoa, Solomon Islands, Tuvalu (formerly the Ellice Islands), Vanuatu (formerly the New Hebrides). Tonga is a constitutional monarchy and was never colonised. Palau, the Marshall Islands and the Federated States of Micronesia are former trust territories of the United States. The Cook Islands and Niue are closely linked to New Zealand. The forms of government developed in these contexts are broadly democratic. There have, however, been various conflicts in the region, including the movement for secession in Bougainville, conflicts between Fijians of indigenous and Indian origin in Fiji, and conflicts over ethnicity and land ownership in Solomon Islands.

There are sharp contrasts in levels of literacy and educational attainment. Adult literacy rates range from about 30% in the Solomon Islands and 34% in Vanuatu up to between 95% and 99% in Nauru, Niue, Tonga and Tuvalu. The Cook Islands, Fiji, Kiribati, and Palau have literacy rates of above 90%. In countries with high literacy rates, the literacy rates of men and women are approximately equal, but in low and middle rate countries the literacy rates of women are markedly below those of men. Primary school enrolment rates provide a similar contrast to literacy rates. The Solomon Islands has a primary enrolment rate of about 57% and Vanuatu about 78%, while the other states are approaching universal primary education. (See social indicators at the end of this annex).

There are substantial differences in income per capita, ranging from about US\$551 per capita in Solomon Islands to US\$9,621 per capita in the Cook Islands. In some countries aid and remittances are important to living standards.

The small populations restrict the scope for economic enterprise in the islands. Domestic markets are small and unit costs of production tend to be high. The use of technology tends to require a fairly high level of production before its effects in reducing unit costs, and hence prices, are achieved. The small populations also mean that service delivery by government, including provision of education and health services, is costly on a per capita basis. Providers of aid also find that the per capital cost of delivery is high.

An aspect of the isolation and small size of the island populations is a strong sense of community and custom. As a consequence of historic contacts with the West, Christianity plays a major role in the social life of many Pacific communities.

Many of the islands have extensive natural resources, most particularly marine resources in large EEZs (Exclusive Economic Zones). While the more northern islands are very limited with regard to natural resources other than marine resources, being largely of coral construction, the more southerly islands have rich vegetation, including extensive timber resources. Papua New Guinea is particularly rich in mineral resources.

TABLE 5.2 - PACP: ANNUAL AVERAGE GROWTH IN POPULATION, REAL GDP AND REAL GDP PER HEAD, 1990-2004.

% per year

	Population	Real GDP	Real GDP per Head
Cook Islands	0.6a	2.5a	1.8a
Fiji	1.0	2.6	1.6
Kiribati*	2.2	4.2	2.0
Marshall Islands	1.9	-0.5	-2.3
Micronesia	2.0	1.3	-0.7
Nauru	0.6b	-4.4b	-5.0b
Niue	-2.2	n.a.	n.a.
Palau	2.0	1.2	-0.8
Papua New Guinea	2.5	3.6	1.0
Samoa*	0.8	2.4	1.6
Solomon Islands*	2.8	0.8	-1.9
Tonga	0.4	2.6	2.2
Tuvalu*	1.6b	4.3b	2.7b
Vanuatu*	2.7	2.7	0.0

a. In 1990-2003 b. In 1990-2002 n.a. = not available

*: Least Developed Countries.

Source: Asian Development Bank. Key Indicators. 2005.

www.adb.org/documents/books/key_indicators/default.asp

World Bank. World development indicators online. <http://devdata.worldbank.org/dataonline/> 2006.

One major contrast between the islands lies in their vegetation. The more southerly Melanesian and Polynesian islands (including Papua New Guinea) have lush tropical vegetation that, along with good fishing, supports fairly high subsistence living standards. It is also the basis of export industries such as copra, bananas, timber, sugar and palm oil.

The more northern Micronesian islands have little lush vegetation. They are the result of coral growth rather than volcanic action and support very little agricultural output. Subsistence is based on coconut products and the few plants that can be cultivated in the environment. Fishing is important in these islands, both for subsistence and for foreign exchange earnings. Kiribati has supplemented foreign exchange earnings by training seamen for work on overseas merchant vessels. These low-lying coral islands are threatened by rising sea levels as a result of global climate change.

Agriculture, fishing and tourism are the main sources of livelihood for most people of the region. Agriculture is typically a mixture of subsistence agriculture and cash sales. Fiji has the most highly developed tourist industry. Several PACPs have large service sectors, reflecting the importance of tourism and substantial public sectors.

Foreign trade has been historically an important source of government revenues, with tariffs geared to revenue provision. In recent years there has been movement towards broader forms of taxation and reduced dependence on foreign trade. This has given scope for reductions in tariffs.

All PACP countries for which data is provided by the World Bank have large external sectors, with imports as high as 60% to 70% of GDP in Fiji, Kiribati, Marshall Islands and Papua New Guinea. In Samoa and Solomon Islands the ratios are rather lower, at 48.2% and 44.1% respectively. Intra-regional trade is limited, generally seen as a result of similarities of industrial structure and costs of transport. Efforts are being made to increase intra-regional trade through the formation of a free trade area. In some countries, notably Tonga and Samoa, high levels of imports are financed to a considerable extent by remittances by nationals of the countries living overseas.

None of the PACP countries for which UNDP provides data is highly indebted.

Tonga ranked 54th in the UNDP Human Development Index rankings for 2003. This is the highest Pacific ranking. Papua New Guinea ranked 137th and Fiji 92nd. There is thus a large range of HDI rankings amongst the six PACPs covered in the UNDP tables.

There are high rates of infant and child mortality in Papua New Guinea and fairly high rates in Solomon Islands, Kiribati and the Marshall Islands. Other PACPs have low rates of infant and child mortality.

Primary enrolment ratios are high for most of the PACPs. The exception is Papua New Guinea, where primary enrolment is only 73%. Girls are generally enrolled at similar rates as boys, except that the ratio of girl to boy enrolments in Papua New Guinea is 87.0% and in Solomon Islands 90.7%.

Papua New Guinea is in many ways different in its general character from other Pacific nations. It has a border with Indonesia and is close to Australia, with which it has close financial links. Its population is very much larger than any of the other islands, though the fragmentation of population as a result of terrain means that it retains some of the characteristics consequent on isolation. Its rich mineral resources mean that it has had extensive dealings with Western mining interests.

Fisheries are important for both subsistence and commercial incomes. As shown in Table 1, the PACP countries' Exclusive Economic Zones (EEZ) cover 20 million sq. km. and harbour the richest tuna fishing grounds in the world. A third of the world's tuna catch is caught here, valued at €2.0 billion in 2001. Most tuna are caught by non-PACP distant water fishing fleets (DWFF) paying fishing licence fees for the right to fish. At just 3-4% of the total value of catches, these fees constitute a significant source of revenue to most PACP economies. Tuna fishing companies are established in some of the island states.

The marine environments of the region contain an enormous and largely unexplored resource, including the most extensive and diverse reef systems in the world, the largest tuna fishery, the deepest ocean trenches and the healthiest remaining populations of threatened species of whales, sea turtles, dugongs and saltwater crocodiles. In many cases the potential of marine resources to contribute to economic growth has yet to be fully explored. The importance of coral reefs is paramount. Coral reef systems play a central role in maintaining precious beach and coastal land levels against the eroding forces of storms and rising seas, and they provide essential resources in terms of construction materials and habitat for marine species. Through their natural beauty and species diversity, they also provide a central attraction for the tourist industry.

With the exception of Papua New Guinea, the characteristics of the PACPs mean that their engagement in international trade in goods has not been extensive. Papua New Guinea exports include copper, gold, timber and oil. For the other PACPs, agricultural commodities, timber and fish have been the main exports. Copra was formerly the mainstay of foreign earnings, but business has significantly contracted in recent decades. Solomon Islands exports timber, fish and palm oil. Fiji exports sugar.

The geographic characteristics of the islands make them very attractive as tourist destinations. Fiji in particular has developed a substantial tourist industry. Other island nations also have significant numbers of tourists. There are widespread concerns over the cultural impact of tourism on the small island communities and this has inhibited stronger growth in tourism.

Intra-regional trade is small as a result of similar economic structures and natural endowments. Nevertheless the members of the Pacific Islands Forum (PIF) have established the Pacific Island Countries Trade Agreement (PICTA) which aims to establish a free trade area amongst them. Many of the island states are also committed to stronger engagement in extra-regional trade as a means of improving their overall economic performance. The PICTA is seen as a stepping stone to wider engagement in world trade.

The Pacific region has generally been peaceful and observant of human rights. Conflict emerged in Papua New Guinea, however, over the distribution of returns from the Bougainville Copper Mine. A cease-fire in this dispute has been maintained for many years and a peaceful settlement is being sought. In the Solomon Islands violence broke out in 2000 between island groups over internal migration, land use and other issues. A regional force is maintaining peace in the country while stable government is restored. Fiji has suffered military coups as a result of racial rivalry. The Biketawa Declaration of October 2000 commits PIF states to certain practices with regard to the peaceable conduct of their affairs and support for human rights.

There are significant environmental issues in the Pacific. As noted above, global climate change threatens the existence of some of the island states. There is concern over the conservation of tuna fish stocks which, since the tuna is a migratory species, requires action on a regional basis. Marine resources in general are threatened by pollution and coastal erosion. Coral reefs are under threat from the rise in sea level. There is also concern over the depletion of timber resources. Present rates of logging are well above the rate of natural regeneration. The depletion of timber also threatens extensive loss of species. Waste management has also emerged as an important issue, particularly with regard to the disposal of waste generated in urban areas. The South-East Asian tsunami of December 2004 has drawn attention to the lack of early warning systems and limited facilities for disaster management in the region.

TABLE 5.3 - ADDITIONAL SOCIO-ECONOMIC INDICATORS

				Cook Islands	Fiji	Kiribati	Marshall Islands	Micronesia	Nauru	Niue
Surface area	(sq km)	2		..	18270	730	180	700
Total population			2004	..	840814	97812.85	61218	109691
Population age 65 and above	(% of total)	1	2003	..	2.9	2.9
			2015	..	5.4	3.7
Population under age 15	(% of total)	1	2003	..	32.3	39.2
			2015	..	27.6	38.0
Annual population growth rate	(%)	1	1975-2003	..	1.3	2.4	2.9	1.9	2.2	..
			2003-2015	..	0.7	1.8	3.1	0.5	1.3	..
Fertility rate, total (births per woman)	(births per woman)	2	2004 - a2003, b2002, c2001, d2000	..	2.83	3.6a	..	3.89
Urban population	(% of total)	1	1975	..	36.7	30.1	60.7	24.6	100.0	..
			2003	..	51.7	47.3	66.4	29.4	100.0	..
			2015,	..	60.1	61.9	69.5	35.2	100.0	..
Human development index	(HDI) value	1	2003	..	0.752
Human development index	(trend)	1	1975	..	0.663
			1980	..	0.686
			1985	..	0.702
			1990	..	0.724
			1995	..	0.741
			2000
			2003	..	0.752
Human development Index rank		1	2003	..	92					..
Life expectancy at birth	(years)	1	1970-1975	..	60.6	62.6
			2000-2005	..	67.8	67.6
Mortality rate, infant	(per 1,000 live births)	2	2004	..	16	48.8	52	18.5	25 (1 for 2003)	..
Mortality rate, under-5	(per 1,000)	2	2004	..	20	65.2	59	22.5		..
Births attended by skilled health personnel	(%)	1	1995-2003	..	100	85	95	93

				Cook Islands	Fiji	Kiribati	Marshall Islands	Micronesia	Nauru	Niue
Population with sustainable access to improved sanitation	(%)	1	1990	..	98	25	75	30
			2002	..	98	39	82	28
Population with sustainable access to an improved water source	(%)	1	1990	48	96	87
			2002	64	85	94
Net primary enrolment ratio	(%)	1	1990/91	..	100
			2002/03	..	100	..	84	..	81 p	..
Net secondary enrolment ratio	(%)	1	1990/91
			2002/03	..	76	..	65
Combined gross enrolment ration for primary, secondary and tertiary schools		1	2002/03	..	73	85	74	..	55	..
Ratio of girls to boys in primary and secondary education	(%)	2	2004 - a2003, b2002, c2001, d2000	..	101.85	104.88a	96.94b
Adult illiteracy rate	(% ages 15 and above)	1	2003	..	7.1
Adult literacy rate	(% ages 15 and above)	1	1990	..	88.6
			2003	..	92.9
Adult literacy rate	(female rate as % of male rate)	1	2003	..	97
Human poverty index	(HPI-1) Rank	1	2003	..	49
Human poverty index	(HPI-1) Value %	1	2003	..	21.3
Population living below the national poverty line	(%)	1	1990-2002

				Palau	Papua New Guinea	Samoa	Solomon Islands	Tonga	Tuvalu	Vanuatu
Surface area	(sq km)	2			462840	2840	28900	750	..	12190
Total population			2004	20000	5771947	183746	465793	101982	..	207331
Population age 65 and above	(% of total)	1	2003	..	1.8	3.7	1.8	4.6	..	2.6
			2015	..	2.7	5.0	2.8	6.9	..	4.0
Population under age 15	(% of total)	1	2003	..	41.0	41.0	41.3	36.5	..	40.8
			2015	..	34.0	34.2	36.4	30.7	..	35.5
Annual population growth rate	(%)	1	1975-2003	1.8	2.4	0.7	3.1	0.4	1.1	2.5
			2003-2015	0.5	1.8	0.3	2.3	0.2	0.4	1.8
Fertility rate, total (births per woman)	(births per woman)	2	2004 - a2003, b2002, c2001, d2000	..	3.9	3.98	4.11	3.39	..	3.97
Urban population	(% of total)	1	1975	61.9	11.9	21.1	9.1	24.4	25.2	15.7
			2003	68.7	13.2	22.3	16.5	33.5	55.1	22.9
			2015,	68.1	14.5	24.7	20.9	38.2	64.7	28.6
Human development index	(HDI) value	1	2003	..	0.523	0.776	0.594	0.810	..	0.659
Human development index	(trend)	1	1975	..	0.425
			1980	..	0.445
			1985	..	0.467	0.723
			1990	..	0.481	0.732
			1995	..	0.515	0.742
			2000	..	0.529	0.763
			2003	..	0.523	0.776	0.594	0.810	..	0.659
Human development Index rank		1	2003		137	74	128	54		118
Life expectancy at birth	(years)	1	1970-1975	..	44.7	56.1	55.6	65.6	..	54.0
			2000-2005	..	55.1	70.0	62.2	72.1	..	68.4
Mortality rate, infant	(per 1,000 live births)	2	2004	22.4	68.4	24.8	33.6	20.4	37 (1 for 2003)	32.4
Mortality rate, under-5	(per 1,000)	2	2004	27.4	92.6	30	56	24.5	..	40
Births attended by skilled health personnel	(%)	1	1995-2003	100	53	100	85	92	99	89
Population with sustainable access to improved sanitation	(%)	1	1990	66	45	98	..	97	78	..

				Palau	Papua New Guinea	Samoa	Solomon Islands	Tonga	Tuvalu	Vanuatu
			2002	83	45	100	31	97	88	..
Population with sustainable access to an improved water source	(%)	1	1990	80	39	91	..	100	91	60
			2002	84	39	88	70	100	93	60
Net primary enrolment ratio	(%)	1	1990/91	..	66	..	83	92	..	71
			2002/03	97	73	98	..	100	..	94
Net secondary enrolment ratio	(%)	1	1990/91	83
			2002/03	..	24	62	..	72	..	28
Combined gross enrolment ration for primary, secondary and tertiary schools		1	2002/03	90	41	71	52	83	69	58
Ratio of girls to boys in primary and secondary education	(%)	2	2004 - a2003, b2002, c2001, d2000		87.01a	105.04	90.7a	103.91b	..	93.94
Adult illiteracy rate	(% ages 15 and above)	1	2003	..	42.7	1.3	..	1.1	..	26.0
Adult literacy rate	(% ages 15 and above)	1	1990	..	56.6	98.0
			2003	..	57.3	98.7	..	98.9	..	74.0
Adult literacy rate	(female rate as % of male rate)	1	2003	..	80	99	..	100
Human poverty index	(HPI-1) Rank	1	2003	..	78	52
Human poverty index	(HPI-1) Value %	1	2003	..	40.5	24.7
Population living below the national poverty line	(%)	1	1990-2002	..	37.5

				Cook Islands	Fiji	Kiribati	Marshall Islands	Micronesia	Nauru	Niue
GDP	(US\$ billions)	1	2003	..	2.0	0.1	0.1	0.2
GDP per capita	(US\$)	1	2003	..	2,438	567	2,017	1,952
Agriculture, value added	(% of GDP)	2	2004 - a2003, b2002, c2001, d2000	..	15.39b	14.15b	10.38c
Services, etc., value added	(% of GDP)	2	2004 - a2003, b2002, c2001, d2000	..	58.67b	74.97b	62.72c
GNI	(current Milliard US\$)	2	2004	..	2,285,55	95,05	14,21	251,91
GNI per capita	(current MU\$)	2	2004	..	2720	970	2320	2300
Imports of goods and services	(% of GDP)	1	1990	..	67	147
			2003	..	66
Imports of goods and services (% of GDP)	(% of GDP)	2	2004 - a2003, b2002, c2001, d2000	..	65.99c	67.03d	71.72a
Exports of goods and services	(% of GDP)	1	1990	..	62	12
			2003	..	73
Exports of goods and services (% of GDP)	(% of GDP)	2	2004 - a2003, b2002, c2001, d2000	..	72.56c	26.64d	3.53a
Primary exports	(% of merchandise exports)	1	1990	..	63
			2003	..	55

				Cook Islands	Fiji	Kiribati	Marshall Islands	Micronesia	Nauru	Niue
Manufactured exports	(% of merchandise exports)	1	1990	..	36
-			2003	..	44
High-technology exports	(% of merchandise exports)	1	1990	..	12
-			2003	..	1
Average trade deficit	(as % of GDP)	2	1993-2003	..	-10.1	-42.6	-43.9	-39.3
Average deficit in G&S	(as % of GDP)	2	1993-2003	..	-5.4	-56.7	-48	-44.3
Main exports	(% of total exports)	2		..	Garments (20%) Sugar (18%)	Copra (23%) Seaweed (16%)	Diesel reexport (72%) Copra cake (15%)	Fish (92%) Banana (1%)
Official development assistance	(ODA) received (net disbursements) Total (US\$ millions)	1	2003	..	51.1	18.4	56.5	114.9	16.1	..
Official development assistance	(ODA) received (net disbursements) Per capita (US\$)	1	2003	..	61.2	191.4	1,065.5	919.5	1,241.5	..
Official development assistance	(ODA) received (net disbursements) (as % of GDP)	1	1990	..	3.7	71.2
Net foreign direct investment inflows	(% of GDP)	1	1990	..	6.8
			2003	..	1.0
Workers' remittances and compensation of employees, received	(MUS\$)	2	2004	..	24	7
Total debt service	(As % of GDP)	1	1990	..	7.8
			2003	..	1.4

				Cook Islands	Fiji	Kiribati	Marshall Islands	Micronesia	Nauru	Niue
Total debt service	(As % exports of goods, services and net income from abroad)	1	1990	..	9.0
-			2003
Electricity consumption per capita	(kilowatt-hours)	1	1980	..	489	82	3,714	..
			2002	..	625	149	2,308	..
Governement expenditure	(% of GDP)	2	2004	..	34.5	150	78.2	58.8	68.8	..
Average budget balance	(% of GDP)	2	1999-2003	..	-7.7	-3.1	8.6	-2.7
Public sector debt	(% of GDP)	2	2003	..	57.2	26.9	86.5	25.2
<i>Domestic Public sector debt</i>		2		..	46.2
<i>External Public sector debt</i>		2		..	11	26.9	86.5	25.2
Proportion of external debt on concessional terms		2	2003	..	13.3
Public expenditure on education	(% of GDP)	1	1990	..	4.7
			2000-2002	..	5.6	..	11.2	6.5
Public expenditure on health	(% of GDP)	1	2002	..	2.7	7.9	7.1	5.7
Total debt service	(% of GDP)		1990	..	7.8
			2003	..	1.4

				Palau	Papua New Guinea	Samoa	Solomon Islands	Tonga	Tuvalu	Vanuatu
GDP	(US\$ billions)	1	2003	0.1	3.2	0.3	0.3	0.2	..	0.3
GDP per capita	(US\$)	1	2003	6,281	578	1,505	553	1,603	..	1,348
Agriculture, value added	(% of GDP)	2	2004 - a2003, b2002, c2001, d2000	1.06b	29a	13.58	..	28.93	..	14.07c
Services, etc., value added	(% of GDP)	2	2004 - a2003, b2002, c2001, d2000	78.81b	29a	59.52	..	55.89
GNI	(current Milliard US\$)	2	2004	137,31	3,256,45	337,53	262,53	189,66	..	287,49
GNI per capita	(current MUSS)	2	2004	6870	560	1840	560	1860	..	1390
Imports of goods and services	(% of GDP)	1	1990	..	49	..	73	65	..	77
			2003	82	33	58
Imports of goods and services (% of GDP)	(% of GDP)	2	2004 - a2003, b2002, c2001, d2000	..	60a	48.23	44.11
Exports of goods and services	(% of GDP)	1	1990	..	41	..	47	34	..	49
			2003	17	31	13
Exports of goods and services (% of GDP)	(% of GDP)	2	2004 - a2003, b2002, c2001, d2000	18.01b	71.05a	26.09	41.88a	12.22c
Primary exports	(% of merchandise exports)	1	1990	..	89
-			2003	..	94	19
Manufactured exports	(% of merchandise exports)	1	1990	..	10	4	..	21	..	13
-			2003	..	6	81

				Palau	Papua New Guinea	Samoa	Solomon Islands	Tonga	Tuvalu	Vanuatu
High-technology exports	(% of merchandise exports)	1	1990	20
-			2003	..	39	(.)
Average trade deficit	(as % of GDP)	2	1993-2003	-75.9	..	-15.2	-5.7	-32.4	..	24.5
Average deficit in G&S	(as % of GDP)	2	1993-2003	-33.5	..	-25.6	-5.8	-33.8	..	-5.3
Main exports	(% of total exports)	2		Garments (100%)	..	Fresh fish (36%) Garments (10%)	Timber (67%) Fish (17%)	Suaqh (37%) Fish (32%)	..	Copra (12%) Cocoa (3%)
Official development assistance	(ODA) received (net disbursements) Total (US\$ millions)	1	2003	25.5	220.8	33.0	60.2	27.5	6.2	32.4
Official development assistance	(ODA) received (net disbursements) Per capita (US\$)	1	2003	1,275.5	40.1	185.6	131.8	269.2	520.0	154.4
Official development assistance	(ODA) received (net disbursements) (as % of GDP)	1	1990	..	12.8	23.7	21.7	26.3	..	33.0
Net foreign direct investment inflows	(% of GDP)	1	1990	..	4.8	3.3	4.9	0.2	..	8.7
			2003	..	3.2	-0.1	-0.8	1.7	..	6.7
Workers' remittances and compensation of employees, received	(MUS\$)	2	2004	..	6	45	2	66	..	9
Total debt service	(As % of GDP)	1	1990	..	17.2	2.7	5.5	1.7	..	1.6
			2003	..	9.3	4.9	3.7	2.3	..	0.7
Total debt service	(As % exports of goods, services and net income from abroad)	1	1990	..	18.4	10.6	11.3	3.5	..	1.6
-			2003	..	7.3	5.8	..	1.2
Electricity consumption per capita	(kilowatt-hours)	1	1980	...	406	252	93	109	..	171
			2002	8,3	249	597	69	340	..	208
Government expenditure	(% of GDP)	2	2004	68.7	..	32.3	44.11	26.1	..	20.1

				Palau	Papua New Guinea	Samoa	Solomon Islands	Tonga	Tuvalu	Vanuatu
Average budget balance	(% of GDP)	2	1999-2003	-17	..	-1.1	-6.6	-1.4	..	-4.0
Public sector debt	(% of GDP)	2	2003	19.4	..	54	91.5	47.8	..	37.2
<i>Domestic Public sector debt</i>		2		—	..	0.1	27.6	3.2	..	9.0
<i>External Public sector debt</i>		2		19.4	..	53.9	63.9	44.6	..	28.2
Proportion of external debt on concessional terms		2	2003	100	..	98.9	96.4	92.4	..	92.0
Public expenditure on education	(% of GDP)	1	1990	3.2	4.7
			2000-2002	11.1	2.3	4.8	3.4	4.9	..	11.0
Public expenditure on health	(% of GDP)	1	2002	8.3	3.8	4.7	4.5	5.1	..	2.8
Total debt service	(% of GDP)		1990	..	17.2	2.7	5.5	1.7	..	1.6
			2003	..	9.3	4.9	3.7	2.3	..	0.7

TABLE 5.4 - SELECTED REGIONAL ORGANISATIONS

	Base	Date of creation	Membership	Competencies
<i>Pacific Islands Forum (PIF)</i>	PIF Secretariat Suva, Fiji	1971	PACP, Australia, New Zealand, New Caledonia (observer)	Regional policies annual meetings, relation with other partners.
<i>Council of Regional Organisations of the Pacific (CROP)</i>	PIF Secretariat Suva, Fiji	1988	FFA, FSchM, PIDP, PIFS, SOPAC, SPBEA, SPC, SPAEP, SPTO, USP	Coordinating activities of its members
<i>Forum Fisheries Agency (FFA)</i>	Honiara, Solomon Islands	1979	PACP, Australia, New Zealand, Tokelau	Policy advisory services on the sustainable management and development of tuna resources
<i>Secretariat of the Pacific Community (SPC)</i>	Noumea, New Caledonia	1947	Australia, France, United States, New Zealand, United Kingdom, American Samoa, French Polynesia, Guam, New Caledonia, Commonwealth of Northern Mariana Islands, Pitcairn, Tokelau, Wallis and Futuna	Develop technical, professional, scientific, research, planning and management capacities. Three Divisions: land, marine and social
<i>Pacific Islands Development Programme (PIDP)</i>	Hawaii		PACP, American Samoa, French Polynesia, Guam, Hawaii, New Caledonia, Commonwealth of Northern Mariana Islands	Research activities identified as important for the development of the region.
<i>University of South Pacific (USP)</i>	3 main campus Fiji, Samoa, Vanuatu	1968	PACP (except Micronesia, Palau, PNG) Tokelau	To meet the training and the development needs of the region and strengthen institutional capacity.
<i>Pacific Regional Environment Programme (PREP)</i>	Apia, Samoa	1982	PACP, American Samoa, Australia, Commonwealth of Northern Mariana Islands, France, French Polynesia, Guam, New Caledonia, New Zealand, Tokelau, United States, Wallace and Futuna	Protection of regional environment and promotion of sustainable development.
<i>Melanesian Spearhead Group (MSG)</i>	-	1988	Fiji, Papua New Guinea, Solomon Islands, Vanuatu, New Caledonia	Accelerated progress towards free trade, moving to Customs Union.

ANNEX 6 – THE INSTITUTIONAL ASPECTS OF REGIONAL COOPERATION

The PACP region has a strong structure of regional organisations providing technical assistance and policy advice, with leadership provided by the Pacific Islands Forum (PIF) and the Secretary General of the Pacific Islands Forum Secretariat (PIFS). Table 2-1 provides at a glance information on the most important regional organisations. Further information on membership and other aspects of these regional organisations is provided in Annex 3.

In 1988, the PIF established the Council of Regional Organisations in the Pacific (CROP), comprising heads of regional organisations and also agreed, in 1995, that the Secretary General of the PIFS be the permanent Chair of CROP. The Chair reports annually to the Forum. CROP has a mandate to reduce duplication and harmonise activities so as to optimise benefits for members. CROP has taken a proactive role focusing on managing policy advice, coordinating regional meeting arrangements, international representation and donor relations. CROP organisations have been important as partners in Commission interventions.

Within the PIF structure, while preference is given to the priorities of the island states, there are strong elements of common policy coordination and mutual support in international forums. Australia and New Zealand play a significant role in shaping this activity. In addition, some other developed countries - notably France, UK and the USA - are members of some of the regional organisations. The Forum itself follows its annual meetings with policy dialogues (the Post-Forum Dialogue) with development partners and others with a stake in the region, including Canada, the Peoples Republic of China, the European Union, France, Indonesia, Japan, Republic of Korea, Malaysia, Republic of the Philippines, Taiwan, the United Kingdom, and the USA.

Outside PIF and CROP structure there are other sub-regional groups as the **Melanesian Spearhead Group (MSG)**. A group concerned with accelerated progress towards free trade. The Group has also agreed to move towards a Customs Union. The **Pacific Regional Environmental Programme (PREP)** is an autonomous regional entity concerned with the protection of the regional environment and the promotion of sustainable development.

The **Pacific Islands Forum (PIF)** is the leading regional organisation for the self-governing nations of the region. The PIF is the main channel for the expression of regional policies and concerns. All PACP members are members of the PIF. Australia and New Zealand are also members. The PIF is supported by the PIF Secretariat. The Forum engages in a 'Post-Forum Dialogue' with several countries or regional bodies with involvement in the region after its annual meetings. These dialogue partners include the EU, China, Japan, France, the United States and the United Kingdom. The PIF has observer status at the United Nations. The Secretary General of the PIF has been granted observer status at meetings of the Asia-Pacific Economic Cooperation (APEC) group. The PIF is based in Suva, Fiji. It was founded in 1971. Australia and New Zealand are the largest donors to the Forum, each making contributions of around €2.4 m. per year to a budget (2005) of €11.5 m.

The PIF established the **Council of Regional Organisations of the Pacific (CROP)** as a means of coordinating the activities of the various Pacific regional organisations and preventing duplication and excessive overlap of activities. The Secretary General of the PIF is the permanent chair of the CROP. All the organisations shown in the Table above, except the

Melanesian Spearhead Group, are members of CROP. Also members of CROP are the South Pacific Applied Geoscience Commission (SOPAC), the University of the South Pacific, the Fiji School of Medicine and the South Pacific Board for Educational Assessment.

TABLE 6.2 - MEMBERSHIP OF SELECTED REGIONAL ORGANISATIONS

	Pacific Islands Forum (PIF)	Forum Fisheries Agency (FFA)	Secretariat of the Pacific Community (SPC)	Pacific Regional Environment Programme (PREP)	Pacific Islands Development Programme (PIDP)	South Pacific Tourism Organisation (SPTO)	Melanesian Spearhead Group (MSG)
Cook Islands	+	+	+	+	+	+	
Fiji	+	+	+	+	+	+	+
Kiribati*	+	+	+	+	+	+	
Marshall Islands	+	+	+	+	+		
FSM	+	+	+	+	+		
Nauru	+	+	+	+	+		
Niue	+	+	+	+	+	+	
Palau	+	+	+	+	+		
Papua New Guinea	+	+	+	+	+	+	+
Samoa*	+	+	+	+	+	+	
Solomon Islands*	+	+	+	+	+	+	+
Tonga	+	+	+	+	+	+	
Tuvalu*	+	+	+	+	+	+	
Vanuatu*	+	+	+	+	+	+	+

Sources: European Commission. 2002. *The Pacific and the European Union; Websites of regional organizations*

FSM = Federated States of Micronesia

+ = Member

* = Least Developed Country (LDC)

Note on Memberships:

PIF also includes: Australia, New Zealand, New Caledonia (observer)

FFA also includes: Australia, New Zealand, Tokelau.

SPC also includes: Australia, France, United States, New Zealand, United Kingdom, American Samoa, French Polynesia, Guam, New Caledonia, Commonwealth of Northern Mariana Islands, Pitcairn, Tokelau, Wallis and Futuna.

PREP also includes: American Samoa, Australia, Commonwealth of Northern Mariana Islands, France, French Polynesia, Guam, New Caledonia, New Zealand, Tokelau, United States, Wallis and Futuna.

PIDP also includes: American Samoa, French Polynesia, Guam, Hawaii, New Caledonia, Commonwealth of Northern Mariana Islands.

SPTO also includes: New Caledonia, French Polynesia. China is a country member of the SPTO.

The MSG also includes: New Caledonia.

The **Forum Fisheries Agency (FFA)** was created in 1979. It has a wide variety of functions relating to the conservation and exploitation of the region's fisheries. The FFA is based in Honiara, Solomon Islands. It is the key regional fisheries agency for the Pacific. The FFA gives technical assistance in the development of fisheries management policies and the negotiation of fisheries access agreements, and plays a key role in the collection of fees and the

surveillance of exclusive economic zones. Australia provides core finance of about €1.1 m per year in a budget of about €2.8 m.

The **Pacific Community** (still known by the acronym SPC, for Secretariat of the Pacific Community) was formerly the South Pacific Commission, established in 1947. Membership includes territories that are not independent states and also countries from outside the region. Total membership is 26, with a staff of 270 at the Secretariat. It is a non-political organisation working on a wide range of technical issues concerned with the development of the island states. The SPC is based in Noumea, New Caledonia. Its annual budget in 2004 was €28.3 m, of which Australia contributed €5.7 m.

The **Pacific Islands Development Programme (PIDP)** is part of the East-West Centre in Hawaii. It was established to carry out research identified by leaders of Pacific states as important to the development of the region. Heads of Government meet annually as the Standing Committee of the Pacific Islands Conference of Leaders. The Standing Committee determines the research activities of the PIDP.

The **South Pacific Tourism Organisation (SPTO)** is concerned with the development and marketing of tourism in the Pacific region.

The **South Pacific Applied Geoscience Commission (SOPAC)**, not shown in the Table of membership above, was established as a United Nations project in 1972. In 1984 its legal status was changed to that of an inter-governmental regional organisation. It is a research organisation concerned with the development of marine minerals and other non-living marine resources in the economic zones of the Pacific states. It had a budget in 2004 of €6.0 m.

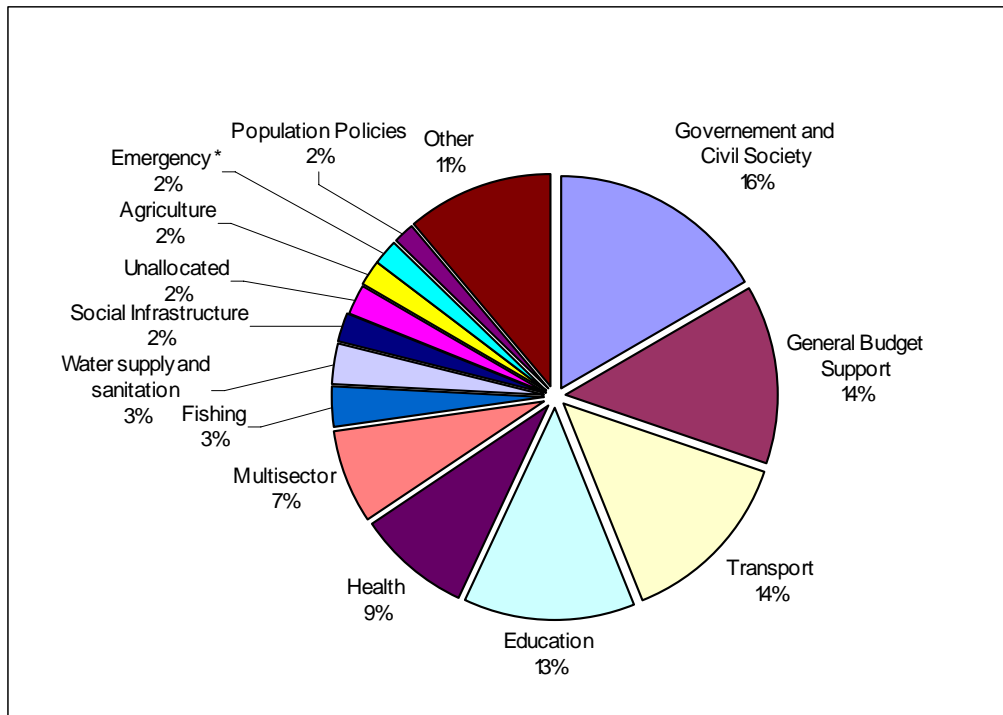
The **Pacific Regional Environmental Programme (PREP)** (formerly the South Pacific Regional Environmental Programme) was established as a separate entity within the SPC in 1982. Since 1991 SPREP has functioned as an autonomous regional entity. The formal agreement establishing SPREP was signed in 1993 and came into effect in 1995. It is concerned with the protection of the regional environment and the promotion of sustainable development. It is based in Apia, Samoa. It has an annual budget of about €6.3 m.

The **Melanesian Spearhead Group (MSG)** is a sub-regional group concerned with accelerated progress towards free trade. The Group has also agreed to move towards a Customs Union.

Most of the regional organisations include as members developed states such as Australia and New Zealand. The greater capacity of these countries tends to give them a substantial role in determining the directions taken by the organisations, though they are obliged to exercise their influence with sensitivity. Australia and New Zealand give significant financial support to the regional organisations through core and project funding. In some cases, staffing of regional organisations includes significant numbers of people from developed countries, who have relevant expertise but lack the island sensibility. This gives the regional organisations technical expertise and a capacity to implement commitments, but at the expense of some loss of island identity. It appears that higher levels of non-islander staffing are acceptable in regional organisations than are acceptable at national level. The capacity created by these staffing characteristics may affect the choice between interventions of donors, including the EC, at regional or national level.

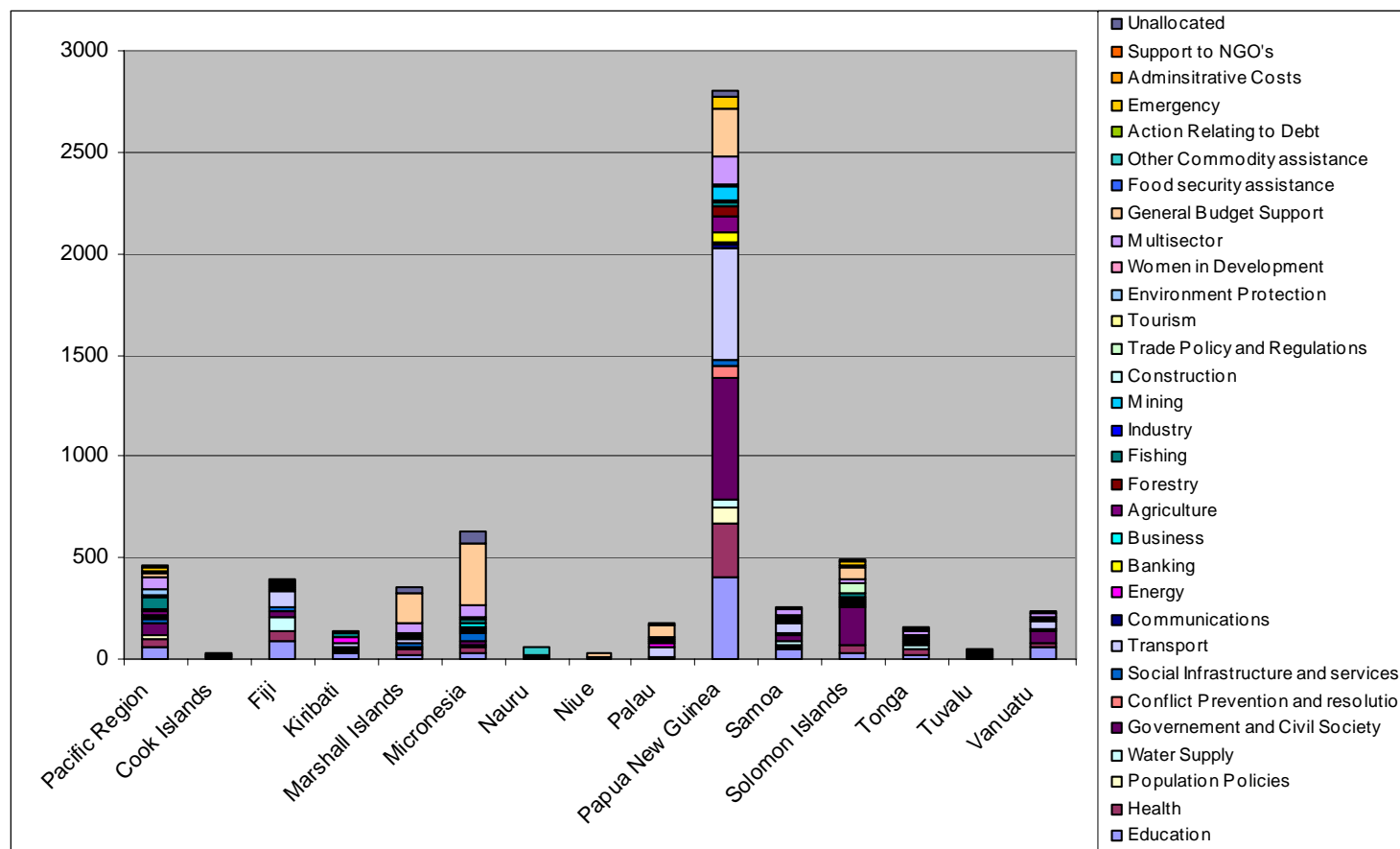
ANNEX 7 – ADDITIONAL DATA FOR ODA IN THE REGION

FIGURE 7.1 - SECTORAL SHARES OF ODA COMMITMENTS TO THE PACIFIC ACP STATES AND TO THE PACIFIC REGION FROM 1997 TO 2005



Source: OECD, CRS online database on aid activities.

FIGURE 7.2 - ODA COMMITMENTS TO THE PACIFIC ACP STATES AND TO THE PACIFIC ACP REGION FROM 1997 TO 2005, BY GEOGRAPHICAL UNIT AND BY SECTOR (US\$ MILLIONS)



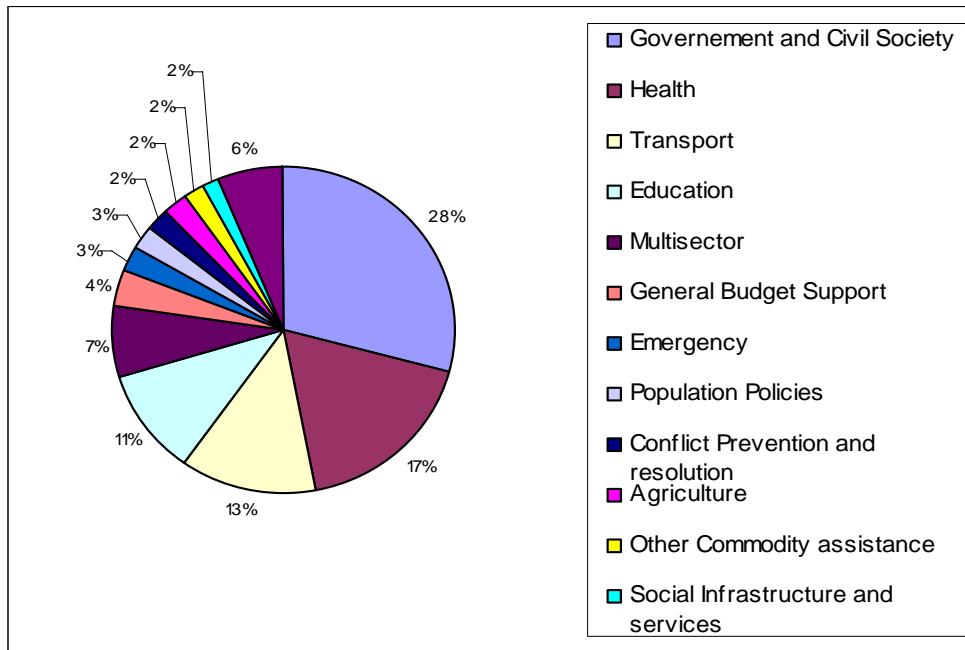
Source: OECD, CRS online database on aid activities

TABLE 7.3 - TOTAL ODA COMMITTED TO PACIFIC ACP COUNTRIES AND TO THE ACP PACIFIC REGION FROM 1997 TO 2005 (US\$'000; TOTAL IN US\$ MILLION)

	Pacific Region	Cook Islands	Fiji	Kiribati	Marshall Islands	Micronesia	Nauru	Niue	Palau	Papua New Guinea	Samoa	Solomon Islands	Tonga	Tuvalu	Vanuatu	Total M US \$
European Union	137,820	2,296	83,438	24,818	5	16	25	286	0	173,868	35,139	115,353	17,881	8,553	84,938	684
EC	68,952	2,259	74,281	24,210	--	--	--	248	--	129,572	33,886	109,590	17,355	7,805	34,751	502
France	37,632	37	6,399	19	5	16	16	37	--	4,294	1,029	1,819	494	461	48,689	100
Netherlands	723	--	421	28	--	--	--	--	--	6,247	225	28	5	25	8	7
United Kingdom	30,513	--	2,337	562	--	--	9	--	--	33,755	--	3,916	28	188	1,490	72
Australia	146,430	13,511	126,071	38,007	4,060	9,837	45,312	8,080	2,993	1,886,188	75,682	259,632	58,599	12,946	90,284	2,777
United States	93,079	--	2,835	6,313	268,482	529,152	--	--	83,413	3,629	7,260	2,321	6,417	--	7,852	1,010
Japan	4,853	385	71,256	56,320	33,965	49,792	5,699	93	90,684	140,470	51,383	36,588	38,911	15,284	19,937	615
New Zealand	36,022	11,877	6,973	6,726	720	1,299	--	22,232	375	15,271	15,851	21,162	12,576	4,455	10,112	165
UN Agencies	4,724	252	625	59	147	618	0	0	0	16,052	234	1,284	181	306	157	24
UNAIDS	--	--	105	--	--	--	--	--	--	39	30	--	--	--	--	0.173
UNDP	73	133	207	1	44	447	--	--	--	635	123	1,114	41	205	--	3
UNFPA	--	119	314	58	103	172	--	--	--	1,767	81	169	140	101	157	3
UNICEF	4,651	--	--	--	--	--	--	--	--	13,611	--	--	--	--	--	18
AsDB	--	--	103,800	--	4,000	--	5,000	--	--	238,514	--	--	--	--	--	351
IBRD	--	--	--	--	--	--	--	--	--	194,620	--	--	--	--	--	194
IDA	--	--	--	--	--	--	--	--	--	--	41,180	16,000	16,790	--	3,500	77
Asian Dev. Fund	--	--	--	--	--	--	--	--	--	19,859	8,671	--	--	2,094	84,938	30
Total Million US \$	423	28	395	132	311	590	56	30	177	2,688	235	452	151	43	216	5,932

Source: OECD, CRS online database on aid activities.

FIGURE 7.4 - SECTOR SHARES OF AUSTRALIAN ODA COMMITMENTS TO THE ACP PACIFIC STATES AND ACP PACIFIC REGION 1997-2005



Source: OECD, CRS online database on aid activities.

ANNEX 8 – EUROPEAN COMMISSION COOPERATION WITH THE REGION

8.1 The Revised Lome IV Convention

EC Cooperation with the Pacific region in the period 1997-2002 was based on the Lome IV Convention as revised in Mauritius in 1995.

Chapter 1 of the Convention sets out a range of 'Objectives and Principles of Cooperation' relating to governance, human rights, and social and economic development. The cooperation between the EC and ACP countries is to be based on three fundamental principles (Article 2):

- Equality between partners, respect for their sovereignty, mutual interest and interdependence;
- The right of each state to determine its own political, social, cultural and economic policy options;
- Security of their relations based on the acquis of their system of cooperation.

The Convention recognises (Article 6a) 'the fundamental importance of trade in energizing the development process.' It also recognises (Article 6) 'the importance of promoting, in ACP States, an environment favourable to the development of the market economy and the private sector.'

There is a strong emphasis on human resource development (Article 13): 'Cooperation shall be aimed at supporting development in the ACP States, a process centred on man himself and rooted in each people's culture. It shall back up the policies and measures adopted by those States to enhance their human resources, increase their own creative capacities and promote their cultural identities.' The Convention conceives EC support in a 'back up' role to the initiatives of ACP states. There is also a commitment to participation (Article 13): 'Cooperation shall also encourage participation by the population in the design and execution of development operations.'

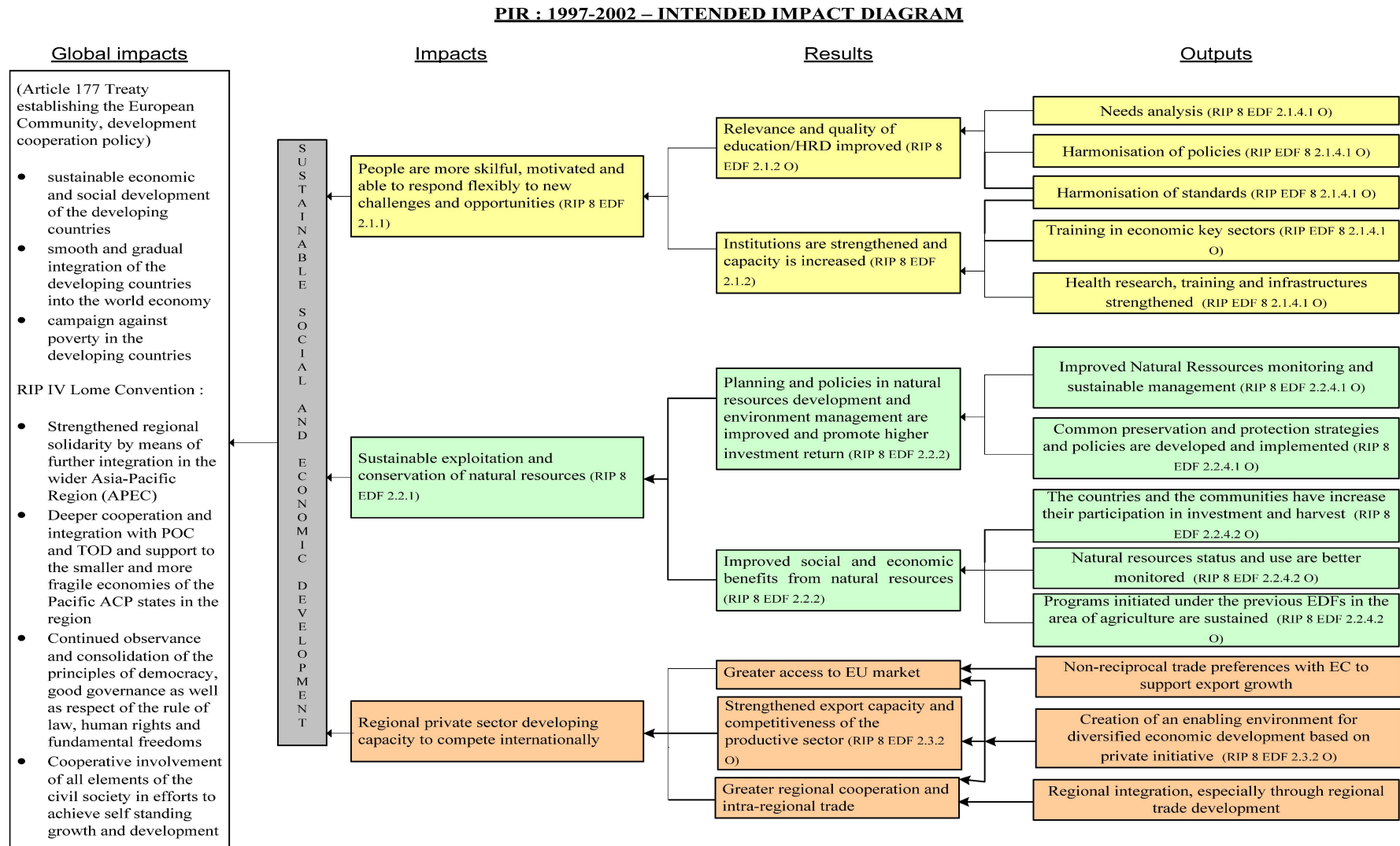
The protection of the environment is prominent (Article 14): 'Cooperation shall entail mutual responsibility for preservation of the natural heritage. In particular, it shall attach special importance to environmental protection and the preservation and restoration of natural equilibria in the ACP States.'

8.2 The Cotonou Agreement

EC cooperation in EDF 9 is based on the Cotonou Agreement of October 2000. The Agreement provides that: 'The partnership shall be centred on the objective of reducing and eventually eradicating poverty consistent with the objectives of sustainable development and the gradual integration of the ACP countries into the world economy.'

The Agreement gives the EC the role of supporting development strategies of the regional states: 'The partnership shall provide a coherent support framework for the development strategies adopted by each ACP State.'

FIGURE 8.1 - INTENDED IMPACT DIAGRAM FOR THE 8TH EDF REGIONAL STRATEGY



Other prime commitments of the Agreement are:

- Sustained economic growth;
- Development of the private sector;
- Respect for individual rights;
- Meeting basic needs;
- Equitable distribution of the fruits of growth;
- Regional and sub-regional integration;
- Building capacity of actors in development;
- Taking account of women and gender issues in all areas;
- Sustainable management of natural resources and the environment.

Article 2 of the Agreement enunciates four Fundamental principles:

- Equality of the partners and ownership of the development strategies;
- Participation, including the private sector and civil society organisations;
- Dialogue and the fulfilment of mutual obligations;
- Differentiation and regionalisation: arrangements to be adjusted to partners level of development; emphasis on regional dimension; special treatment for Least Developed Countries; vulnerability of landlocked and island states to be taken into account.

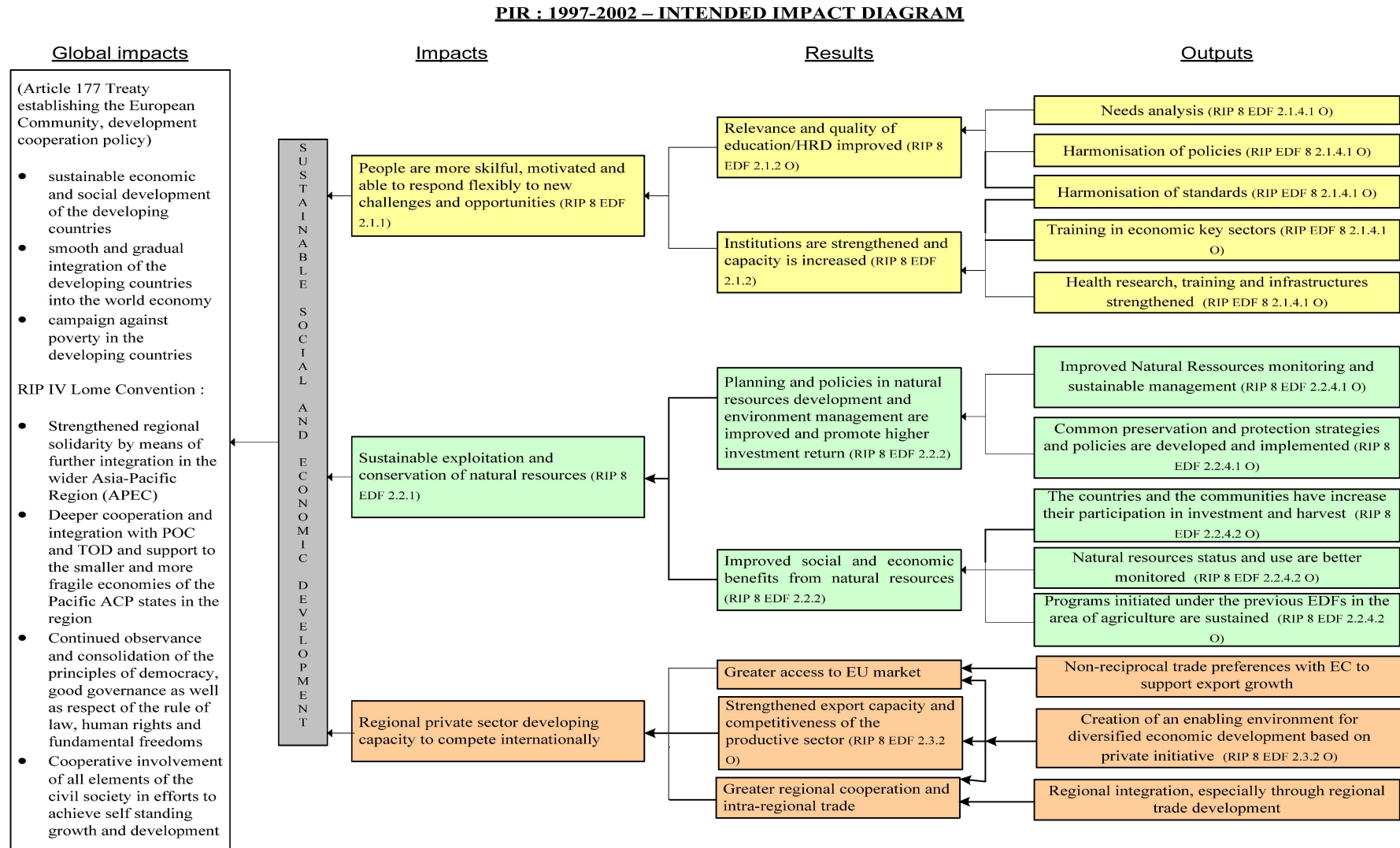
8.3 Regional Strategy for the 8th EDF: 1997-2002

The overall EC cooperation objective at the regional level in the Pacific under the 8th EDF is to contribute to sustainable social and economic development.

The Commission's strategy at regional level is based on the following objectives:

- Sustainable socio-economic development with particular emphasis on human resources development, gender issues and environmental management and protection;
- Further development of regional economic cooperation and integration, in particular through the promotion of the private sector and the development of trade, as a means of ensuring further integration into the world economy;
- Strengthened regional solidarity by means of further integration in the wider Asia-Pacific (APEC) region;
- Deeper cooperation and integration with Pacific Overseas Countries and Territories and Overseas Departments and support for the smaller and more fragile economies of the PACP States in the region;
- Continued observance and consolidation of the principles of democracy and good governance, as well as respect for the rule of law, human rights and fundamental freedoms;
- The cooperative involvement of all elements of the civil society in efforts to achieve self-sustaining growth and development.

FIGURE 8.2 - INTENDED IMPACT DIAGRAM FOR THE 9TH EDF REGIONAL STRATEGY



The support of the Commission was provided on the understanding that PACP states would pursue programmes of economic reform to establish an environment in which the strategies would have greatest effect.

It was noted that PACP States recognised aid flows would be reduced in future and economic competition would become more intense. Adjustments to these changes would include liberalisation of trade, with associated decline in preferential treatment, and the emergence of trade/economic blocs such as APEC.

It was noted also that PACP States would need to take measures to increase their competitiveness in response to these developments, including adjustments in the areas of investment and tariff policies, public accountability, and the establishment of a policy environment supportive of private sector development.

The Community and the PACP countries agreed that, in view of these prospects, regional cooperation should support the economic and social integration process, particularly in areas which would assist the regional economy become more competitive and contribute to future sustainability.

The funds allocated at regional level for the PACP region are € 35 million. The resources are concentrated on two focal areas:

- Human resources development (approximately 45% of the resources);
- Sustainable management of natural resources and environmental management and protection (approximately 35% of the resources).

The remaining 20% of resources are allocated outside the focal areas. The non-focal areas are:

- Support for trade and private sector development through strengthening of the export capacity and competitiveness of the productive sectors and through the creation of an enabling environment for diversified economic development based on private initiative;
- Support for activities started aiming at the management and preservation of the cultural heritage.

8.4 Regional Strategy for the 9th EDF: 2002-2007

The Commission's strategy for the Pacific region under the 9th EDF derives from these commitments. It recognises that, while there is great diversity in the countries of the region, the focus for the Commission at regional level must be on shared opportunities, such as international trade and the development of shared resources, including human capital and the oceans.

The Commission notes that the overarching issue facing the Pacific region is globalization. The Pacific Island Countries Trade Agreement (PICTA) concluded amongst PACP countries is seen as a response to this challenge. The Agreement includes the establishment of a free trade area. It is expected to act as a stepping stone to wider liberalization and facilitate integration into the global economy. It could also provide a framework for negotiating further trading arrangements with developed countries or regions such as the EU.

The total allocation of funds is € 29 million. The 9th EDF identifies 3 focal sectors:

1. Regional Economic Integration and Trade: € 9 million, 31% of total.

2. Human Resource Development: € 8 million, 28% of total.
3. Fisheries: € 5 million 17% of total.

Non-focal sectors are allocated € 7 million, 24% of total. This allocation is for the involvement of the six new PACP States in projects committed under the 8th EDF and for Technical Assistance support. Funds remaining from previous EDFs are also available for use in support of projects and programmes consistent with the priorities of the 9th EDF.

Regional Economic Integration and Trade is selected as a focal sector as it offers opportunities for advancing the integration of the PACP countries into the global economy. The countries of the region have also a strong interest in this area. Furthermore, the EC has a clear comparative advantage over other donors in political, social and economic regional integration issues.

The objective in Regional Economic Integration and Trade is the implementation of the PICTA and the improvement of trade-negotiating capacities at regional and multilateral levels, with regard to both WTO commitments and the development of Economic Partnership Agreements (EPAs).

Human Resources Development is selected as a focal area because of its importance in all sectors. Furthermore, many PACP countries selected human resource development as a principal area of concentration in their CSPs.

The objective in Human Resource Development is the provision of enhanced basic education and TVET opportunities for the acquisition of life skills so that Pacific islanders can more easily enter the workforce and gain the confidence to respond flexibly to new challenges and opportunities, while at the same time supporting good governance at all levels.

The **Fisheries** sector has been selected because of the common interest of PACP countries in this resource and its potential for regional cooperation. Managed in a sustainable way, it is the most important shared natural resource for long-term income generation. The EU intends to support regional measures for conservation and sustainable management.

The objective to be pursued in Fisheries is the conservation and optimum exploitation of fish stocks in the Western and Central Pacific by promoting regional cooperation and coordination of policies aimed at eradicating poverty and securing maximum benefits for the people of the Region.

8.5 National Strategies for the 8th and the 9th EDF: 1997-2007 and their link with regional strategies

Besides the Regional Strategy agreed with the Pacific Islands Forum, the European Community has also bilateral agreements with each PACP State. Each Country Strategy Paper has its own specific objectives and distinguished areas of intervention, although they all contribute, as well as the RSP, to the Overall Objectives of the European Community Development Policy.

The linkage between the CSPs and the RSP is not always explicit. The CSPs 8th EDF had an annex where the country confirms its commitment to the RSP and points out the areas for which it has special interest. For the rest the linkage is based more on complementarity than on synergy. For example: the CSP for Kiribati mentions that as the Fishery sector will be treated at regional level it will not be treated by the CSP.

At a macro-sector level, the documents plan interventions at country and at regional level for example for: Human Resources Development and Sustainable Management of Natural Resources. But in-deep analysis shows that the interventions are planned in very different frameworks and they don't seem to have a reinforcement potential.

As can be seen from Table 8-1 below, country strategies in both EDF 8 and EDF 9 periods commonly focus on rural or outer island development. Partner countries give high priority to resolving their own internal problems of distance and the inequalities that result from it. Assistance to rural areas includes human resource development through education and health service provision. It also includes provision of water and sanitation and environmental protection as well as basic transport infrastructures. Communication is also an important sector in some countries. For example, communications between South Tarawa (the capital) and the outer islands is selected as a focal area in Kiribati, reflecting specific concerns there with distance.

The channelling of funds through Non-state Actors (NSAs) is an aspect of the concern with rural areas. Country Strategy Papers present NSAs as having the potential to deliver communal services to rural areas with greater coverage and cost-effectiveness than government. Microprojects programme are also extensively used.

In the 9th EDF period energy becomes prominent as a focal area, particularly for the Micronesian islands. Wind, sun and waves are seen as potentially providing energy for domestic and business use on outer islands. In the Micronesian islands there is little fuel wood available as a source of energy, and what there is needs to be conserved. The assistance to outer islands fairly directly targets the alleviation of poverty, hardship and the improvement of living standards.

The major link with regional strategies lies in the priority given to human resources development in country strategies. Human resources development is the largest focal area, in terms of financial allocation, for EDF 8 and the second largest for EDF 9 (see following section). The country strategies are, however, concerned most particular with the development of human resources on outer islands or rural areas, which is usually a fairly basic level given that the majority of the population is rural. Human resource at national level is prominently focused in the primary level and targets the increase of capacity with the construction or the rehabilitation of schools as well as the quality of it. Vocational training win importance in the EDF 9 period.

Human resource development at the regional level in the EDF 8 period was concerned with tertiary education – an area that is perhaps especially suited to a regional approach, where relative small numbers have to be enrolled. The move in regional strategy for EDF 9 towards primary education probably reflects the emphasis on basic education in rural areas and outer islands that is apparent in the country strategies, as well as the global influence of the Millenium Development Goals in directing attention to the poorest people in society.

The country strategies are prominently concerned with environmental issues and agricultural production. This concerns both problems of waste disposal and sanitation in areas of population concentration and issues of biodiversity and sustainability of resource development on outer islands. In the country context environmental issues arise mainly in these contexts. At the same time, countries such as Papua New Guinea and Solomon Islands have environmental problems relating to deforestation. All countries have interests in the conservation of fish stocks.

TABLE 8.1 - CSP OF PACIFIC ACP STATES IN EDF 8 AND EDF 9

	EDF 8	EDF 9
Cook Islands	–	<i>Outer Island Development, esp. social services delivery (75%) NSAs (15%)</i>
Fiji	<i>Human Resources Development, esp education in rural areas (45%) Environment, inc. waste disposal (35%)</i>	<i>Rural Education (82.5%) Informal education with NSAs (15%) Other (2.5%)</i>
Kiribati*	<i>Communications (S. Tarawa to Outer Islands) (65%) Environment (biodiversity, waste disposal, land use) (20%) Training, Seaweed Development, Solar Energy(15%)</i>	<i>Outer Island Social Development, inc. health, solar energy, education (90%) NSAs (10%)</i>
Marshall Islands	–	<i>New and Renewable Energy (65%) Human Resource Development (20%)</i>
Micronesia	–	<i>Energy development on Outer Islands (85%) NSAs for conservation, environment, community improvements, advisory services (15%)</i>
Nauru	–	<i>New and Renewable Energy (85%) Non-State Actors – Income generation and employment (15%)</i>
Niue	–	<i>Energy, renewable and diesel (90%) NSAs for village income, village equipment, water supplies (10%)</i>
Palau	–	<i>New and Renewable Energy (90%)</i>
Papua New Guinea	<i>Human Resources (40%) Rural Environment (50%) in particular through water supply systems Non-focal sector Other (10%)</i>	<i>Education, Training and Human Resources Development (40%) Rural Communities Water Supply (30%) Institutional Capacity Building and Governance (10%)</i>
Samoa*	<i>Economic and Social Infrastructure in Rural Areas (water, community development) (95%) Human Resource Development, inc. training, tourism, trade, cultural cooperation (5%)</i>	<i>Public Health through Water and Sewerage development (84%) Village economy micro-projects (16%) Contingencies (5%)</i>
Solomon Islands*	<i>Transport (55%), primary and rural education (20%, agricultural production (5%) Institutional reinforcement of the following sectors: environment, tourism, fishery, security and good governance (20%)</i>	<i>Sustainable Rural and Community Development through micro-projects programme (85%) targeting education, health, youth and women. NSA Capacity building(15%)</i>
Tonga	<i>Vava'u Group Development (community support) (65-70%) Community development support, esp in Niuas (30-35%)</i>	<i>Vava'u Group Social Sector Support (education, health, investment, sanitation) (100%)</i>
Tuvalu*	<i>Education-primary education (40%), Environment-coastal protection schemes (25-30%) Complementary funds to the Regional Civil Aviation Programme (6 RPR 552, 7 RPR 543) Support to private sector, MPP(30-35%)</i>	<i>Target budget support – 90% Education, Environment, Water Supply NSA Capacity building (10%)</i>
Vanuatu*	<i>Education/Primary level and junior secondary (75%) Capacity building (25%)</i>	<i>Education junior secondary and vocational training –tourism, road maintenance, air controllers - (83%) Agricultural Development (11.6%) NSA (5%)</i>

Source: CSPs for EDF 8 and EDF 9 PACP.

All these concerns are potentially covered at regional level through the second focal area of EDF 8, the sustainable management of natural resources and environmental management and protection. The narrowing of the natural resource focus to fisheries is consistent with the importance of fisheries in the economies of most of the PACPs and the clear need for regional action to conserve the resource. It is recognised in most of the CSPs that the fishery issue should be treated at regional level.

Strategies of partner countries, particularly for the 9th EDF period, where these strategies are more fully set out, invariably emphasise the importance of development of the private sector and the expansion of international trade. Commitments are normally to the establishment of an enabling environment for the development of private business and trade. Yet PACPs, apart perhaps from Papua New Guinea and Fiji, have not developed detailed trade strategies.

Capacity for the formulation of such policies appears to be limited. There is limited coverage of issues related to trade development and integration into the world economy, except to endorse the regional approach. Some countries, including PNG, Fiji and Samoa (members of the WTO), indicate readiness to utilise NIP funds to support regional trade development. This suggests that the selection of regional economic integration and trade as the largest focal area for the 9th EDF period is well chosen. There is a distinct anomaly in the EC regional approach to trade development, in that the central issue concerning the development of Economic Partnership Agreements (EPAs) has the EC and the PACPs on opposite sides of the negotiating table. However, the recognition of a development dimension to the EPAs, the provision of technical assistance for the negotiations and other assurances seem to have made the situation acceptable to the partner countries.

The strong focus of country strategies is assistance for the development of rural and outer island communities through social service provision, energy development and environmental protection. Issues relating to international trade and conservation and exploitation of migratory species are assigned to the regional level. In human resource development, the regional strategy has moved closer to the country level concerns, from EDF 8 to EDF 9, through a stronger commitment to basic education. With regard to the sustainable management of natural resources, the regional strategy has moved further from the rural and outer island concerns of the country strategies to focus on issues relating to international trade in marine products, the licensing of fishing vessels, the conclusion of international fisheries agreements and the conservation of species. The regional and country strategies are in general complementary to each other.

Allocations for NSAs are prominent in country strategies. Several CSPs note the formation of organisations that unite NSAs in a single group, apparently mainly for the purpose of dealing with governments. PACP States appear to accept the importance of involvement of civil society in social and economic development, as affirmed in the Cotonou Agreement.

Allocations under EDF 8 to PACP States shown in Table 8-2 totalled €167.9 m, of which Papua New Guinea accounted for €50.0 m. The regional allocation was €35 m. Under EDF 9 the allocation to PACP States was €177.8 m for the A Envelope and €110.0 for the B Envelope, giving a total of €287.8 m. Of this, Papua New Guinea accounted for €166 m. Regional funding under EDF 9 fell to €29.0 m, or 10.1% of the country allocation. There has been a substantial increase in allocations at country level and a reduction in allocation at regional level.

8.6 The aggregated intervention Logic 1997-2007

The following diagram shows a reconstruction of the EC intervention logic at regional level for the Pacific ACP region during the period covered by the evaluation 1997-2007. It is designed to show the intended impacts and represents the upper level of the intervention logic: overall impact, individual impacts and results.

The diagram has been reconstructed based on the 8th EDF RIP and the 9th EDF RSP. Global impacts designated in each period are governed by Article 177 of the Treaty establishing the EC and these provide underlying continuity.

However, the strategies by which these global impacts were intended to be achieved underwent notable changes in the transition from EDF 8 to EDF 9. Major features of these changes are as follows:

- With regard to trade impacts, the Cotonou Agreement provides for a more direct integration of Pacific ECPs into the world economy through the negotiation of Economic Partnership Agreements (EPAs) conforming to WTO regulations;
- The emphasis on human resource development changes from tertiary education to primary education;
- While natural resources were a focal area for EDF 8, this was narrowed to a focus on fisheries development for EDF 9.

The Intervention Logic is significantly different for the two periods. Consequently the 'aggregate' Intervention Logic in the diagram below is more a compilation of the strategies for the two periods, rather than a true synthesis.

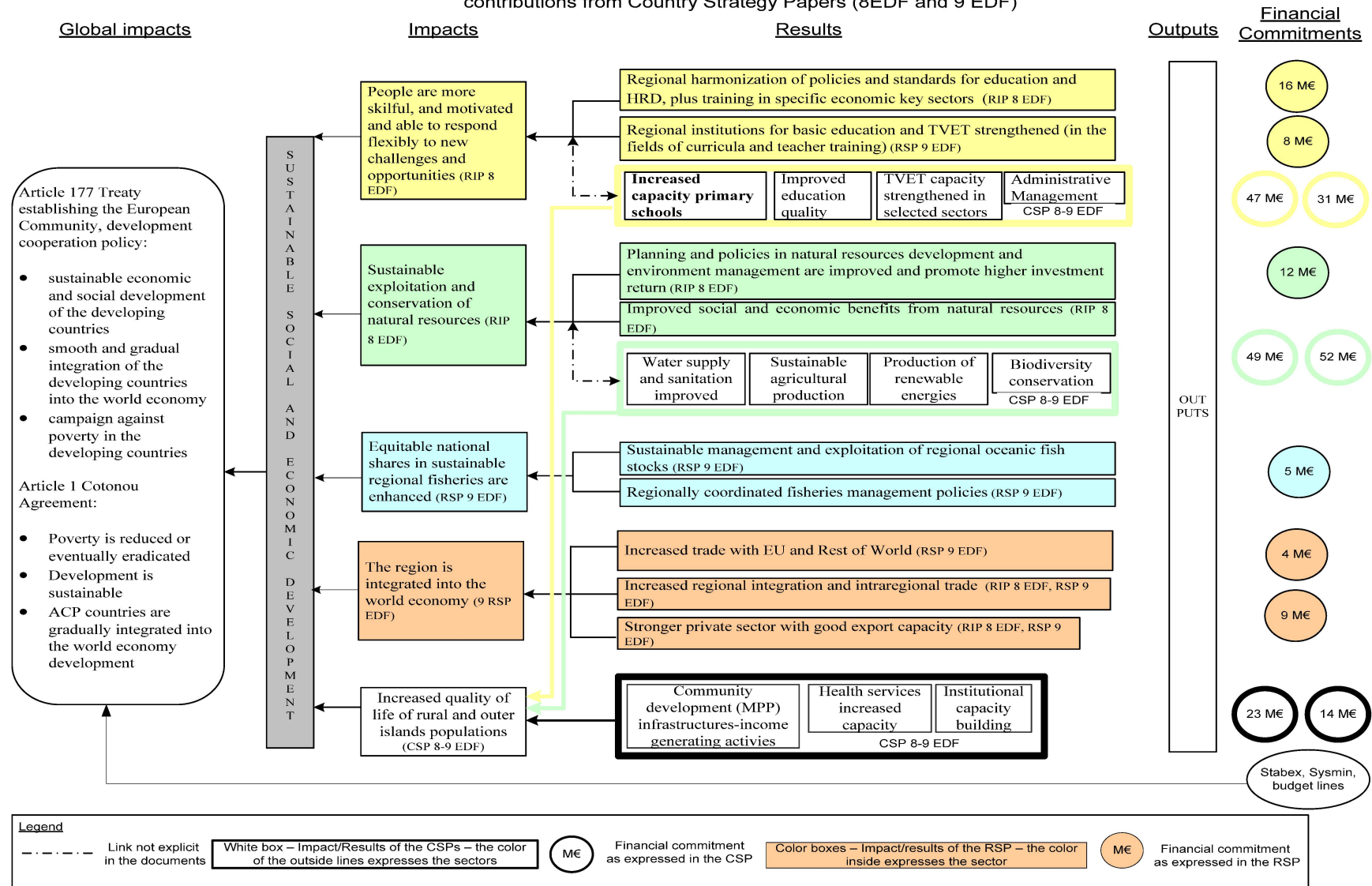
8.6.1 Intervention Logic for Regional Integration and Trade

For the EDF 8 period EC support in regional integration and trade was governed by the Lomé IV Convention. The Convention envisaged a very gradual process of integration into the world economy, involving initially the development of stronger private sectors in the partner countries and, as part of that process, the establishment of stronger export capacity.

It was calculated that the development of export capacity could be achieved by giving the countries of the region preferential access to the European market. While the preferences were granted without any obligation to reciprocity on the part of the partner countries, part of the process of strengthening the private sector involved the establishment of an economic environment in which market forces would oblige private companies to invest in areas of comparative advantage. Tariffs and other barriers to trade would be reduced as part of this process of establishing an enabling environment. It is reasoned that low tariffs create a low-cost economy and hence an economy that is potentially more competitive in export markets.

A different approach was formulated in the Cotonou Agreement and applied in EDF 9. The process of integration of partner countries into the world economy was to be advanced more directly by bringing arrangements between the EC and ACP countries within the purview of WTO regulations, in particular within the WTO regulations governing regional trade agreements. Economic Partnership Agreements, involving some degree of reciprocal commitment to market opening by partner countries, were to be negotiated between the EC and the partner countries. At the same time, regional integration was to be encouraged as a means of increasing economic efficiency in the region.

Intended impact diagram – Regional Strategy 1997-2007 (8EDF and 9EDF) and contributions from Country Strategy Papers (8EDF and 9 EDF)



The logic of the EC intervention is dependent on implicit theory relating to the benefits of trade and the means of realising them. Much of the theory has been contested, particularly with regard to the impact of international trade on the poor. The difficulties encountered in the Doha Round of WTO trade negotiations and concerns expressed over the EPA arrangements reflect in part disagreements over theory. The evaluation will take account of the theoretical background in assessing the validity of the EC intervention logic.

One aspect of standard free trade theory is that it takes no account of distance and transport costs. The distances between PACP States and the extreme distance between the Pacific region and Europe clearly need to be taken into account in any EC strategy for support to trade development in the Pacific. The limited current trade between the region and the EU noted in Annex 7 must be partly attributable to the distance involved. The trade of the Pacific region has been more strongly directed towards its nearer developed neighbours around the Pacific rim. The Pacific Agreement on Closer Trade and Economic Relations (PACER) between PACP States and Australia and New Zealand recognises an important geographic orientation of regional trade.

8.6.2 Intervention Logic for Human Resource Development

Under the 8th EDF RIP support to education, training and HRD is focused on harmonisation of standards for education and HRD with some additional support for specific training measures in technical areas relating to regional or national economic key sectors. Under the 9th EDF RIP, the focus has been changed to 'Basic education and TVET.' Regional institutions supporting the development of basic education and vocational training in the areas of curriculum development and teacher training are to be promoted.

At country level, in the Melanesian islands the development of basic education is oriented towards an integrated approach of basic and vocational training in order to increase the relevance of the learning. This is also to be seen as a means of increasing primary enrolment rates and reduce school drop-out rates. In Micronesian and Polynesian countries, the number of pupils per year is sometimes very small, especially in small and remote islands. Both these observations may have led to the conclusion that regional support to curriculum development and teacher training facilities may best address the different problems.

In any case there has been a clear change from the 8th EDF strategy focus on education and higher education and technical training to the 9th EDF strategy focus on basic education and vocational training, although higher education is still mentioned in the 9th EDF strategy as a support area.

To a great extent, the change reflects the orientation of all donors towards the Millennium Development Goals, which give priority to basic education as a means of fighting poverty. A representative of DG Development confirmed this interpretation, which is further supported by the 2002 European Commission, Communication on Education and Training in the Context of Poverty Reduction.

The change in intervention strategy is accompanied by a notable reduction in finance allocated to human resource development at regional level. The budget declined from €16 m for the 8th EDF to €8 m for the 9th EDF.

8.6.3 Intervention Logic for Fisheries Development

The sustainable utilisation of regional oceanic fish stocks and an increase in national added values from participation in the exploitation of this shared resource are seen as having the highest potential for the economic development of the region. And as reflected in the 8th and more specifically in the 9th CSP there is a will to target this issue at regional level.

The main fish stocks of the region are highly migratory. The development of national and regional management capacities has been identified as one of the specific sectoral development objectives in the 9th EDF. The complexity of regional fishery management both in terms of its target resource and its international set-up calls for strong coherence of different EC and EU cooperation policies in the Pacific region.

Since the revision of the EU Common Fisheries Policy (CFP) which started in 1999, bilateral relations in EU fisheries have gradually moved from Fishing Access Agreements to Fishery Partnership Agreements. These changes, ultimately leading to a new CFP in 2003, were already recognised in the fishery-sector-specific evolution of the EC intervention logic between the 8th and 9th EDFs. In the 9th EDF the shift from monetary compensation to a partnership character of EC-ACP and EU-ACP fishing agreements, in terms of both development and cooperation, has become an integral part of EC-PACP policies.

Up to now only one EU-ACP FPA has been fully in force in the Pacific ACP Region, which was signed with Kiribati in 2002 and came into force in 2004. Currently there are two further FPAs under negotiation with the Solomon Islands and the Federated States of Micronesia. Both are still expected to come fully into force in 2006. The FPA with the Solomon Islands, which had already been signed in 2002, has not yet come into force due to the SI's problems with complying with the prerequisite that all FPAs have to be governed by annual as well as multi-annual meetings of 'Joint Fishery Committee Meetings' following EU Common Fishery Policy changes in 2003.

Country	Period	Fishing opportunities	Total Community Financial Contribution (€)	% for actions to promote conservation of resources and sustainable development (targeted actions)
Kiribati (in force)	16/09/2003-15/09/2006	<i>1st year</i> Seiners: 6 Surface longliners: 12 Following years Seiners: 4 Surface longliners: 12	€ 1 378 000 (€ 546 000 for the first year and € 416 000 a year for the following years)	18% for the first year and 24% for the following years
Solomon Islands (not fully in force)	01/01/2005-31/12/2007	Purse seiners: 40 Longliners: 10	€ 1 200 000 (€ 400 000/year)	No details published
Federated States of Micronesia (to come into force in 2006)		No details published	No details published	No details published

Source: Council Regulation (EC) No 874/2003 of 6 May 2003 on the conclusion of the Agreement between the European Community and the Republic of Kiribati on fishing within the Kiribati fishing zone Official Journal L 126 , 22/05/2003 P. 0001 – 0002, and http://europa.eu.int/comm/fisheries/doc_et_publ/factsheets/facts/en/pcp4_2.htm.

It is a prerequisite for the long-term consolidation of the European long distance waters (fishing) fleet (LDWF) that the sustainable exploitation of global fishing stocks must be ensured. At the World Summit on Sustainable Development (WSSD) in Johannesburg, the Community subscribed to the aim of global sustainable fisheries, including the objective to 'maintain or restore stocks to levels that can produce the maximum sustainable yield with the aim of achieving these goals for depleted stocks on an urgent basis and where possible not later than 2015.'

This and other international fishery management commitments are guiding the external dimension of the EC Common Fisheries Policy (CFP), which governs EC fishery policies worldwide and in the Pacific region. In order to achieve the essential long-term sustainability of fisheries in the Pacific region, sectoral EC support must be efficiently and effectively embedded in the general regional EC development framework. In particular, national and regional fishery management capacities have to be developed.

8.6.4 Intervention Logic for Natural Resources Development

As indicated in the 8th and 9th EDF regional programming documents and as summarised in the Intervention Logic diagrams, EC cooperation in the region has covered the Natural Resource Management (NRM) sector throughout the various EDFs with evolving focus and resource allocation and different degrees of complementarity between the national and regional interventions.

Prior to the 8th EDF the regional strategies were mainly concentrated on research-oriented initiatives in agriculture and fisheries sub-sectors as a contribution to food security for rural communities and income generation for smallholders.

Cooperation widened in the 8th EDF RIP to intervention in a broader sustainable natural resources management perspective covering threatened resources like forests (particularly in the Melanesian countries) and protection of resources such as natural heritage as an important element in tourism development. The principle of balanced exploitation and preservation of the natural resources base was introduced in the 8th EDF and maintained in the 9th EDF, emphasising the links with and impacts on social and economic development. EC cooperation supported the Pacific islands vision and commitments through improved planning and policies in natural resources development and environmental management. Specific attention was paid to the definition of appropriate information and resources assessment strategies, monitoring the status of the resources and developing and implementing common policies, rules and regulations.

At country level, the strategies prominently support water and sanitation and agricultural production in the perspective of increasing the quality of life and the living standards of rural populations.

In the 9th EDF RSP, only the fisheries component of natural resources has been included as a focal sector. However the natural resources sector continues to be addressed through strengthening of human resources, institutional capacity and regional policy cohesion, and as part of the development of regional competitiveness and Economic Partnership Agreements. Agricultural development and fisheries, with greater emphasis on the latter, are seen as trade-related issues and as contributing to regional integration and integration into the world economy. Monitoring and surveillance of natural resources status and exploitation are seen as necessary to equitable sharing of the incomes and other benefits arising from their exploitation.

Increased attention is also given to the quality of natural and urban habitats, to prevention of pollution and degradation and to the provision of early warning systems for natural disasters. The linkages between the natural resources sector and the other focal areas of cooperation have been enhanced, in particular with regard to the human resources development sector (formal and vocational education) and trade and economic integration (e.g. plant protection services).

8.6.5 Linkage between RSP and CSP

The diagram has been completed with mention of the intended impacts of the EC intervention at country level (white boxes).

EC support at country level is governed by different CSP agreed individually with the 14 partner countries of the Pacific belonging to the ACP group. Each CSP has its own specific objectives and distinct areas of intervention as they are designed as to respond to the specific context of the partner country and be complementary to their national strategies. Attention should be made to the fact that the envelopes are relatively small in comparison with EC support to other countries. Eight countries have a 9th NIP below €10 millions. Three others are close to €20 millions and Papua New Guinea is an exception with €72.5 millions. In these circumstances prioritisation is sensibly applied and the strategy addresses as unique focal sector the first priority of the country.

TABLE 8.2 - STATREGIC ALLOCATIONS TO PACIFIC ACP STATES AND THE PACIFIC REGION UNDER EDF 8 AND EDF 9, IN MILLION €

	8th EDF	9th EDF	
		Envelope A	Envelope B
Cook Islands a		2.5	0.6
Fiji	25.5	21	2.1
Kiribati*	8.5	8.8	2.2
Marshall Islands	-	3.5	1.1
Micronesia	-	4.8	1.4
Nauru	-	1.8	0.5
Niue	-	2	0.6
Palau	-	2	0.6
Papua New Guinea	50	73.9	26 ^b
Samoa* a	11.5	25.2	2.1
Solomon Islands*	19	13.3 ^c	7.8
Tonga	7	3.7	2
Tuvalu*	1.9	4.4	0.7
Vanuatu* a	9.5	12.1 ^d	3.3
Region	35	29	-
Total	167,9	208	51

Source: CSPs, and RIPs for EDF 8 and RSP for EDF 9.

a. 9th EDF allocations as revised by the Mid-Term Review.

Envelope A = Indicative Programme.

Envelope B = Additional support for unforeseen purposes.

* = Least Developed Country.

b. 50 m€ have been allocated to an 8th EDF Sysmin project as an advance of the 9th EDF.

c. including transfers from previous EDFs..

d. Vanuatu received additional 5m€ after the MTR but previously 5,4m€ were allocated to the 8th EDF envelop as an advance on the 9th EDF.

TABLE 8.3 - 8TH AND 9TH NIP AND RSP ALLOCATION SHARES BY SECTORS

	Million Euro	EDF	HRD	Water & Sanitation	Ins Capacity Building	TRA	Community based Initiatives	Energy	SMNR	Transport	Health	Communcations	Fisheries	Environment awareness	Other - Unspecified
Cook Islands	2.5	9	42,5%								42,5%				
Fiji	25.5	8	45%	35%											20%
	21	9	98%												
Kiribati*	8.5	8						5%				65%		20%	15%
	8.8	9	30%					30%			30%				
Marshall Islands	3.5	9	35%					65%							
Micronesia	4.8	9						85%						15%	
Nauru	1.8	9					15%	85%							
Niue	2	9		10%				90%							
Palau	2	9					15%	100%							
Papua New Guinea	50	8	40%	50%											10%
	72.5	9	54%	28%	19%										
Samoa*	11.5	8	5%	95%											
	25.2	9		84%			16%								
Solomon Islands*	19	8			20%				5%	55%					
	6.7	9	43%								43%				
Tonga	7.0	8					100%								
	3.7	9					100%								
Tuvalu*	1.9	8	40%				30%			30%					
	4.4	9	50%	50%											
Vanuatu*	9.5	8	77%		25%										
	17.2	9	77%						12%						
Region	35	8	45%			20%			35%						
	29	9	28%			31%							17%		24%

CSPs in both EDF 8 and EDF 9 periods commonly focus on rural or outer island development. Partner countries give high priority to resolving their own internal problems of distance and the inequalities that result from it. Assistance to rural areas includes human resource development through education and health service provision. It also includes provision of water and sanitation and environmental protection as well as basic transport infrastructure. Communication is also an important sector in some countries.

RSP and CSP intervention logics contribute to the general objectives of the European Community Development Policy shown in the diagram as overall impact. Nevertheless, the linkage between CSP and RSP is not always explicit in the documents. When it is mentioned, the linkage is based more on complementarity than on synergy. This reflects the fact that the intervention logics are, in fact, planned in different frameworks. Interventions at regional level target actions that can be more effectively tackled at this level for critical mass reasons. This actually reflects the way the region and the national authorities are organised. Given the small size of the envelopes allocated to CSPs it would be difficult to coordinate interventions so as to induce synergies between them. In certain cases a relationship can be established at macro-sector level, although the type of intended impacts expected and the means of achieving them are different.

TABLE 8.4 - NIP AND RIP 8TH AND 9TH EDF TOTAL ALLOCATIONS BY SECTOR (MILLION €)

Sector	Amount
HRD	147
Water & Sanitation	88.7
Ins Capacity Building	20
TRA	16
SMNR	15.3
Energy	14.8
Transport	11
Health	6.6
Communications	5.5
Community based Initiatives	5.1
Fisheries	4.9
Environment awareness	2.4
Other & Unspecified	18.3

8.7 Other Strategic Documents

European Community's Development Policy (2000)

The European Community's Development Policy of 24 April 2000 identifies six priority themes: (i) trade and development, (ii) regional integration and co-operation, (iii) support to macro-economic policies linked to social sector programmes, (iv) transport, (v) sustainable rural development and food security, and (vi) institutional capacity building, good governance and rule of the law. Environment is identified as a crosscutting issue, which needs to be integrated into all six priority themes in order to promote sustainable development.

European Consensus on Development (2005)

The European Consensus on Development (Joint Statement by the Council and the Representatives of the Governments of the Member States Meeting Within the Council, the European Parliament and the Commission) is presented as a European common vision of development. It identifies the eradication of poverty as a moral obligation. The primary and overarching objective is the eradication of poverty in the context of sustainable development, including pursuit of the Millennium Development Goals. It recognises that developing countries have prime responsibility for their own development. Sustainable development is understood as including good government, human rights, and political, economic, social and environmental aspects of development.

The response to poverty is seen in four parts: investment in people, protection of natural resources, improvement of rural livelihoods, and wealth creation.

The Consensus notes that the EU provides over half of world aid and is committed to increasing its provision. The role of the European Commission is defined in the following terms (para. 46): 'Within its competence as conferred by the Treaty, The Commission has a wide role in development. Its global presence, its promotion of policy coherence for development, its facilitation of coordination and harmonisation as well as its supranational character are of special significance. The Community can be distinguished by its comparative advantage and added value, which enable complementarity of bilateral policies of Member States and other international donors.' The Consensus recognises a particular competence in trade: '...the Community has a comparative advantage in providing support to partner countries to integrate trade into national development strategies and to support regional cooperation whenever possible.'

Community Support for Regional Economic Integration

European Community. European Community Support for regional economic integration efforts among developing countries. COM(95) 219.

This document sets out EC understanding of regional integration and the commitment to support of regional integration, in cooperation with partner countries and other donors. The document describes movements towards regional integration in different regions of the world and the ECs experience of regional integration.

Regional integration is understood in the following terms:

'Even though there is no precise definition of regional cooperation and regional integration, there is a broad agreement on what they mean in practice. Regional cooperation is a general concept that refers to all efforts on the part of (usually) neighbouring countries to address issues of common interest. These efforts or initiatives can be divided into two broad groups: those whose objective is the elimination of policy-induced barriers to intra-group movement of goods, services and factors of production (usually referred to as "regional integration"), and those aimed at reducing other barriers to the intra-group flows (such as the facilitation of transport and communication infrastructures), as well as any other activities leading to furthering the interdependence of the economies and to the better management of common resources (usually referred to as "regional cooperation").

'The communication focuses on the first sub-group of activities. However, it should be clear that this does not mean that only trade aspects are covered. Regional integration efforts include all activities that contribute to the establishment of a single market in goods and services. For example the coordination of macroeconomic or sectoral policies very much

influence the formation of a single market and are thus part of regional integration as defined above. Establishing a single market clearly has also legal implications for example in the domain of company law and the agreement on standards.'

Assisting Developing Countries to Benefit from Trade

European Commission. Trade and Development: Assisting Developing Countries to Benefit from Trade. COM(2002) 513 Final.

This document sets out the Commission's approach to trade development. It considers links between trade development and poverty. It notes the potential importance of trade in agricultural goods for the elimination of poverty. It develops the idea of a south-south-north articulation of international trade.

'Greater policy coherence between different EU policies with an external dimension is necessary. The recent Commission communication entitled "Towards a Global Partnership for Sustainable Development"¹ stresses the need to improve the coherence of EU policies. To that end the EU should continue the process of adapting key policies, including the Common Agricultural Policy, the Common Fisheries Policy, and EU policies on trade, energy, transport and industry to the internal and external objectives of sustainable development.'

European Perspective on Small Economies

Small Economies in a Globalised World: A European Perspective (Address by the EC Trade Commissioner, St. Lucia, 1st March 2003)

The document provides a valuable summary of the problems of small islands and the EC response to the problems in the context of trade development. On the problems, the EC Trade Commissioner (Pascal Lamy) remarks 'It means remoteness, significant infrastructure costs, resource constraints, limited diversification; and as far as the international division of labour is concerned, it means tremendous difficulties to base economic activities on the advantages of economies of scale. And it also means, at the same time, an extreme dependence towards the external world, and hence an extreme vulnerability towards even small changes occurring with bigger partners elsewhere.'

A three part response is required: 'We know that adjusting to change requires a three-pronged effort: a strategy to be devised domestically, at national level; a co-operation amongst yourselves at regional level; and partnerships to be sought at the multilateral level, including with the EU.' The Commissioner notes that, 'Regional integration is unavoidable for alleviating the natural handicaps of smallness and vulnerability.'

The Commissioner looks forward to the development of Economic Partnership Agreements. He remarks: 'What we will do is to negotiate EPAs in such a way that they reflect the development goals of these countries and regions, that they reflect the specific economic and social constraints faced, that they reflect the capacity of these countries and regions to adapt their economies to the process of economic integration...At the end of the day, it is a matter of trust. EPAs must be a tool of development and I, for my part, pledge to negotiate EPAs this way.'

The Commissioner also notes the inclusive idea that is the basis of EPAs: 'We should not create any situation in which a group of members [of the WTO] are permanently excluded from mainstream rules nor should we introduce a sort of second tier membership.'

¹ COM(2002) 82 Final, p. 15.

Cardiff summit (1998)

At the [Cardiff](#) summit in 1998, a process to promote the integration of environment into all Community policy areas was launched. The legal basis for this decision is Article 6 of the EC Treaty, as amended by the Amsterdam Treaty.

Integrating the Environment into EC Economic and Development Cooperation

On 10 April 2001 the European Commission adopted a Strategy on Integrating the Environment into EC Economic and Development Cooperation². The Environment integration strategy outlines how, in the overall context of poverty reduction, EC economic and development co-operation can best assist developing country partners to respond to the environmental challenges they are facing. This includes supporting specific environmental initiatives, and integrating the environment into all existing instruments and programmes. At the policy level, this means exploiting synergies between poverty reduction and the environment. Improved policy coherence with fields such as trade, agriculture, fisheries and transport and energy is critically important. At an operational level, improved dialogue with partner countries during the programming of country and regional assistance provides opportunities to integrate environmental considerations into development co-operation. In June 2004, the European Commission adopted a working document entitled: [Integrating environmental considerations into other policy areas – a stocktaking of the Cardiff process](#).

8.8 Overview of Commission Interventions in the Region (additional data)

TABLE 8.5 - EDF REGIONAL COMMITMENTS BY FOCAL AND NON FOCAL SECTORS 1997-2007

	Allocation RIP	Projects	Committed	Contracted	Paid	
Human Resources Development	23.870.000	4	23.971.228	23.642.178	15.001.872	
Sustainable Management of Natural Resources	12.250.000	8	20.285.446	19.912.198	9.825.453	
Fisheries Development	4.930.000	3	13.097.476	12.828.941	6.459.059	
Regional Integration and Trade	15.990.000	8	11.318.121	11.032.568	4.159.465	
Non focal sectors	Tourism		3	809.101	796.867	759.502
	Culture	6.960.000	2	311.518	311.518	311.518
	Strengthening Civil society		3	2.301.908	2.301.908	609.721
	Government administration		1	300.000	300.000	265.084
Total	64.000.000		34	72.394.798	71.126.178	37.391.675

Source: CRIS Consultation and CRIS production – The complete list of interventions can be found here below in point 8.9.

² Source: http://ec.europa.eu/comm/development/body/theme/environment/env_int.htm

TABLE 8.6 - FUNDS COMMITTED FOR COUNTRY PROJECTS FROM 1997 TO 2005, BY COUNTRY AND BY MACRO-SECTOR, IN MILLION € (ALL FINANCIAL INSTRUMENTS)

	Human Resources Development	Natural Resources Management	Transport	Community based initiatives	Institutional Capacity Building	Health	General budget support	Banking	Energy	Fisheries development	Good Governance	Regional Integration and Trade	Other M €	Total M €
Cook Islands						2.500.000								2.5
Fiji	27.518.147	10.664.705	12.338.768	93.851						63.090	3.698.598	1.100.000	1.4	56.9
Kiribati	6.400.000	1.781.486			556.991	8.940.381		2.000.000	4.007.426				0.42	24.1
Marshall Islands		2.300.000												2.3
FSM									4.081.000					4.1
Nauru		1.529.000												1.5
Niue				200.000		600.000			1.800.000					2.6
Palau									1.700.000					1.7
Papua New Guinea	68.781.865	71.648.237*		1.910.000	6.216.220	3.565.000	10.400.000			6.136.049		1.990.000	0.2	170.8
Samoa	4.000.000	21.534.415		19.641.543	278.145			9.000.000				600.000	0.1	55.2
Solomon Islands	73.154.552*	20.220.407*	31.011.168*	11.000.000*	7.043.073*	241.332	4.235.102*	66.390		4.000.000*	1.429.042	1.300.000	3.6	157.3
Tonga	3.000.000	1.498.482	959.730	10.303.688										15.8
Tuvalu	4.465.136	1.900.000						1.500.000						7.9
Vanuatu	15.389.622	2.522.100	5.396.435		5.424.074	290.316				785.514	1.160.687	330.000	4.1	35.4
Total M €	202.7	135.6	49.7	43.1	19.5	16.1	.14.6	12.6	11.6	11.0	6.3	5.3	9.8	538.0

Source: CRIS Consultation and CRIS production –Notice Stabex commitments through FMO have been shared into the related sector.

8.9 List of interventions

This inventory is the result of a combination of CRIS Consultation and CRIS Production databases. The macro-sector aggregation is a proposal from the evaluator. Blank spaces are data missing in CRIS. Dates start and end (by day/month/year) are usually the date of start and of the end of the project. In some cases these dates were not available and therefore, for indicative purpose, the year of the decision or of the closure of the project has been added.

When evident OLAS numbers have been aggregated in one row to reconstruct the entirety of a project. (in some cases one single project/programme has more than one OLAS number).

The macro-sectors at regional level are directly related with the focal sectors identified in the RIPs and therefore in the intervention logic.

These macro-sectors can be also found at country level but, given the diversity of the interventions justified by a different context of intervention, other macro-sectors have been identified.

8.9.1 Regional

Human Resources Development	Natural Resources Management	Fisheries Development	Regional Integration and Trade	Non focal sector
4	8	3	8	3

Project Number	Project Title	Planned	Contracts	Paid	Start date	End date	Sector	Macro sector
7 ACP RPR 717	Melanesian Cultural Festival	165,999	165,999	165,999	4/07/1998	3/08/1998	Culture And Recreation	Culture
CDC/1997/19	Perc/Ecsiep Lome Programme 1997-2000	252,719	252,719	252,719	12/01/1998	1/01/2001	Strengthening Civil Society	Strengthening civil society
FT/1999/15	Addendum 1 South Pacific Community Eco-Forestry Addendum 1 B7-6201/96-22	81,029	0	0	12/30/1999	30/12/2002	Forestry Development	Natural Resources Management
6 ACP RPR 500	Ta To The Pacific Forum Secretariat 1992-94	169,578	169,578	169,578	1/04/2000	6/04/2000	Government Administration	Regional Integration and Trade
6 PTO REG 25	Project Development Tourism	115,000	105,331	105,331	1/06/2000	31/10/2000	Tourism Policy And Admin Management	Tourism
8 ACP RPA 1	Info Resources Centre & Pacific Environmental Info Network	546,661	546,661	546,661	1/06/2000	31/12/2003	Environmental Education/Training	Natural Resources Management
8 ACP RPA 2	Asycuda Proposal	0	0	0	4/1/2000	7/31/2000	Public Sector Financial Management	Regional Integration and Trade
8 ACP RPA 3	Review Of Sopac's 8th Edf Project Proposal-Natural Resources And Environment	65,729	65,729	65,729	19/06/2000	18/12/2000	Environmental Policy And Admin Mgmt	Natural Resources Management
CDC/1999/20	Pacific Local Government Capacity Building Project	300,000	300,000	265,084	1/01/2000	30/06/2002	Support to Local Instutions	Government administration
CDC/2000/3	Decentralised Cooperation And Capacity Building Of Local Ngo S In The Pacific	161,856	161,856	0	2000	31/12/2001	Strengthening Civil Society	Strengthening civil society
6 ACP RPR 528	Human Resources Development In Energy Sector	3,471,228	3,471,228	3,471,228		6/08/2001	Electrical Transmission/Distribution	Human Resources Development
7 ACP RPR 776	Regional Meeting Pacific	19,955	19,955	19,955	15/06/2001	14/08/2001	Tourism Policy And Admin Management	Regional Integration and Trade
8 ACP RPA 5	Economic Partnership Programme	637,115	637,115	637,115	1/09/2001	30/07/2004	Financial Policy & Admin Management	Regional Integration and Trade
7 ACP RPR 584	Pacific Regional Waste Awareness & Education Programme	614,283	614,283	614,283	3/03/1997	31/03/2002	Environmental Education/Training	Natural Resources Management
7 ACP RPR 777 & 8 ACP RPA 10 & 9 ACP RPA 2	Developpement Of Sustainable Agriculture In The Pacific DSAP Phase I, II and Identification and	4,155,744	4,067,554	482,175	31/12/2002	31/12/20010	Agricultural Development	Natural Resources Management

Project Number	Project Title	Planned	Contracts	Paid	Start date	End date	Sector	Macro sector
	Strategy							
8 ACP RPA 11	Transitional Technical Assistance Eu-Spto Programme For Development Sector Of The Pacific Region	600,000	597,434	560,070	15/05/2002	31/12/2005	Tourism Policy And Admin Management	Tourism
8 ACP RPA 12	Workshop - Pacific Regional Parliamentary Workshop	39,087	39,087	39,087	13/09/2002	12/12/2002	Government Administration	Regional Integration and Trade
8 ACP RPA 4	Procfish :Pacific And Regional Oceanic And Coastal Fisheries	8,100,000	8,053,465	5,426,508	1/03/2002	1/03/2007	Fishery Development	Fisheries Development
8 ACP RPA 6	FSchM Human Resources Development Programme	7,500,000	7,376,000	7,248,640	30/07/2002	30/09/2005	Higher Education	Human Resources Development
8 ACP RPA 7 & 9 ACP RPA 5	Reducing Vulnerability Of Pacific Acp States (and extension to six new ACP countries)	9,550,000	9,469,986	4,760,668	1/04/2002	30/06/2009	Environment policy and administrative management	Natural Resources Management
8 ACP RPA 8 & 9 ACP RPA 3	Plant Protection in the Pacific (and extension to six new ACP countries)	4,712,000	4,667,985	3,236,066	31/03/2002	12/31/2009	Plant Protection And Pest Control	Natural Resources Management
8 ACP RPA 9	Usp : Human Resources Development Project	5,000,000	4,954,950	2,967,241	1/06/2002	31/05/2007	Higher Education	Human Resources Development
PVD/2001/250	Building The Capacity Of Non Governmental Organisations And Community-Based Organisations In The Pacific, Kiribati, Tuvalu, Vanuatu, And Solomon Islan	1,887,333	1,887,333	357,002	1/02/2002	31/01/2006	Strengthening Civil Society , Support To Local And Regional	Strengthening civil society
7 ACP RPR 648	Technical Support To The Rao	1,252,386	1,252,386	1,252,386	9/07/1997	31/12/2003	Economic And Development Planning	Regional Integration and Trade
7 ACP RPR 787 and 8 ACP RPA 13	Final Evaluation Of The Pacific National Tourism Development Programme	94,101	94,101	94,101	10/01/2003	9/01/2004	Tourism Policy And Admin Management	Tourism
9 ACP RPA 1	Pacific Regional Initiatives For The Delivery Of Basic Education (PRIDE)	8,000,000	7,840,000	1,314,763	2003	31/12/2011	Education Policy & Admin Management	Human Resources Development
9 ACP RPA 4	Co Fish: Pacific Regional Coastal Fisheries Development Programme	1,997,476	1,965,476	542,151	2003	31/12/2009	Fishery Development	Fisheries Development
9 ACP RPA 6	Pacific Acp Regional Economic Integration Programme	9,200,000	8,914,447	2,041,344	2003	30/06/2011	Economic And Development Planning	Regional Integration and

Project Number	Project Title	Planned	Contracts	Paid	Start date	End date	Sector	Macro sector
	(PACREIP)							Trade
9 ACP RPA 7	The 9th Festival Of Pacific Arts	145,520	145,520	145,520	2004	30/04/2007	Culture And Recreation	Culture
9 ACP RPA 8	Dev Fish: Development Of Tuna Fisheries In The Pacific Acp Countries Dev Fish	3,000,000	2,810,000	490,400	2004	31/12/2010	Fishery Development	Fisheries Development
9 ACP RPA 9	Pacific Environmental Information Network (Pein)	560,000	480,000	119,872	15/12/2004	31/12/2009	Environmental Education/Training	Natural Resources Management
9 ACP RPA 10	Technical Cooperation Facility	0	0	0	2006	31/10/2011	Economic And Development Planning	Regional Integration and Trade

8.9.2 Cook Islands

Project Number	Project Title	Planned	Contracts	Paid	Start date	End date	Sector	Macro sector
9 ACP COK 1	Outer Island Development Programme	2,000,000	1,992,492	1,897,239	2003	30/04/2012	Health Policy & Admin. Management	Health
9 ACP COK 2	Rider N. 1 To Fa N. 9008/Cok - Financial Ceiling Increase Letter Of Gary Quince Adonis N. 12542	500,000	475,000	438,736	2003	30/04/2012	Health Policy & Admin. Management	Health

8.9.3 Fiji

Project Number	Project Title	Planned	Contracts	Paid	Start date	End date	Sector	Macro sector
7 ACP FIJ 19	Microprojects Programme - Rural Schools Rehabilitation	500,926	500,926	500,926	7/01/1997	7/01/1998	Primary Education	Human Resources Development
7 ACP FIJ 20	Domestic Airports Development Project	138,768	138,768	138,768	2/01/1997	8/07/1997	Air Transport	Transport
7 ACP FIJ 7	(Ex 05 P035) Sixth Microproject Programme	93,851	93,851	26,486	1997	x	Rural Development	Community based initiatives
7 ACP FIJ 21	Human Resource Development Study (Hrd)	75,718	75,718	75,718	23/3/1998	22/6/1998	Higher education	Human Resources Development
7 ACP FIJ 22	Hrdp Outline Design Architect	62,145	62,145	62,145	24/3/1998	23/9/1998	Advanced technical and managerial training	Human Resources Development
7 ACP FIJ 23	Natadola Marine Resort Study	63,090	63,090	63,090	1/01/1998	31/12/1999	Fishery policy and administrative management	Fisheries development
PVD/1999/89	Chevalier Hostel And Chevalier Farm Training Centre - Fiji	104,705	104,705	104,705	1/01/1998	x	Agricultural education & training	Natural Resources Management
7 ACP FIJ 24	Rewa Bridge Construction Design & Supervision	1,200,000	1,195,131	1,065,106	7/01/1999	31/1/2003	Road Transport	Transport

Project Number	Project Title	Planned	Contracts	Paid	Start date	End date	Sector	Macro sector
8 ACP FIJ 1	Outrigger Reef Rehabilitation (71142)	2,000,000	2,000,000	2,000,000	1/01/1999	31/12/1999	Bio-diversity	Natural Resources Management
8 ACP FIJ 2	Design/Supervision Of Human resources Infrastructure Dev Prj.	1,200,000	1,200,000	1,076,510	11/01/1999	31/7/2005	Education facilities and training	Human Resources Development
8 ACP FIJ 3	Naboro Landfill Consultancy Services	582,765	582,765	582,765	11/01/1999	31/12/2004	Urban Development And Management	Non identified
7 ACP FIJ 26	Rural Primary Schools Upgrading	500,000	500,000	471,008	7/01/2000	30/6/2001	Primary Education	Human Resources Development
8 ACP FIJ 4	Kinoya Outfall Constultancy Services	364,766	364,766	364,766	3/01/2000	31/3/2006	Urban Development And Management	Non identified
6 ACP FIJ 38	Rider 1 : Augmentation De Plafond - Projet 8 Fij 5 Note 8637 Du Xx/Xx/2003 - G.Bonacci	60,000	600,000	600,000	31/12/2002	30/06/2007	Environmental Policy And Admin. Mgmt	Natural Resources Management
7 ACP FIJ 27 and 8 ACP FIJ 6	New Rewa Bridge (& 7 Fij 27)	11,000,000	11,000,000	8,088,208	31/12/2002	31/12/2006	Road Transport	Transport
8 ACP FIJ 5	Environment Programme	8,500,000	8,416,537	7,922,049	31/12/2002	39/6/2007	Environmental Policy And Admin. Mgmt	Natural Resources Management
DDH/2002/ 002-463 (EC)	Transforming our Communities through Good Governance	1,232,866	635,000	635,000	2002	1/12/2006	Human Rights	Good Governance
DDH/2002/ 002-948 (EC)	Capacity Building Support for the Fiji Human Rights Commission	1,232,866	453,000	294,850	2002	31/12/2003	Human Rights	Good Governance
6 ACP FIJ 37	Rural Education Identification Study	29,357	29,357	29,357	6/01/2003	31/12/2003	Education Policy & Admin. Management	Human Resources Development
6 ACP FIJ 39	Assistance For Cyclone Ami Rehabilitation	50,000	495,000	378,595	30/04/2003	29/04/2004	Education Policy & Admin. Management	Emergency
8 ACP FIJ 7	New Building Of Lautoka Teachers'college	4,150,000	4,077,700	4,019,282	7/01/2003	30/6/2007	Education facilities and training	Human Resources Development
8 ACP FIJ 9	Echo/Fji/254/2003/01000 Emergency Humanitarian Aid For Fiji Islands Affected By Cyclone Ami	414,717	414,717	414,717	22/1/2003	31/8/2003	Emergency aid	Emergency
9 ACP FIJ 1	Fiji Education Sector Programme (Fesp-Eu)	21,000,000	17,699,000	8,560,319	2004	31/8/2011	Education Policy & Admin. Management	Human Resources Development
DDH/2004/ 016-739 (EC)	19 04 03 EIDHR Microprojects 2004, Fiji	1,232,866	0	0	2004	31/12/2005	Human Rights	Good Governance
9 ACP FIJ 2	Technical Cooperation Facility Tcf	1,100,000	251,497	0	2005	31/12/2011	Trade related assistance	Regional Integration and Trade

8.9.4 Kiribati

Project Number	Project Title	Planned	Contracts	Paid	Start date	End date	Sector	Macro sector
7 ACP KI 16	Localisation Of T.A. To The Nao	136,991	136,991	136,991	1/01/1997	1/01/1999	EDF Procedures	Institutional Capacity Building
7 ACP KI 31	Evaluation Telecom Projects & Problem Analysis Outer Islands Telecom	42,000	42,000	42,000	1/10/1997	31/12/1997	Telecommunications	Communications
8 ACP KI 1	Stabex 1996 Coprah	249,550	249,550	249,550	18/07/1997	31/12/1997	Balance-Of-Payments Support	General budget support
6 ACP KI 16	Development Bank Of Kiribati Global Loan (20400)	500,000	500,000	0	1/01/1999	31/12/2000	Formal sector financial intermediaries	Banking
7 ACP KI 32	Development Bank Of Kiribati Global Loan (20398)	1,000,000	1,000,000	1,000,000	1/01/1999	31/12/2000	Formal sector financial intermediaries	Banking
8 ACP KI 3	Stabex 98 - Coprah	31,936	31,936	31,936	31/01/1999	31/12/1999	Balance-Of-Payments Support	General budget support
8 ACP KI 4	Consultancy For Solar Energy Programme	7,426	7,426	7,426	23/09/1999	22/10/1999	Solar Energy	Energy
8 ACP KI 5	Development Bank Of Kiribati G.L.(20399)	500,000	500,000	500,000	1/01/1999	31/12/2000	Formal sector financial intermediaries	Banking
6 ACP KI 17, 6 ACP KI 18, 7 ACP KI 34, 8 ACP KI 8	Technical Assistance To The National Authorising Officer	420,000	383,436	363,330	1/10/2000	31/03/2004	EDF Procedures	Institutional Capacity Building
8 ACP KI 2	Solar Energy For Outer Islands	4,000,000	3,978,945	3,532,474	1/04/2000	31/12/2007	Energy policy and administrative management	Energy
6 ACP KI 19+7 ACP KI 35	Feasibility Study On Improving Health Facilities	140,381	130,000	127,725	1/05/2001	31/10/2001	Health Policy & Admin. Management	Health
8 ACP KI 6	Support To The Seaweed Industry	1,500,000	1,500,000	1,132,175	1/07/2001	30/11/2006	Agriculture alternative development	Natural Resources Management
8 ACP KI 7	Kiribati Training Programme Ii	6,400,000	4,362,206	2,947,997	31/12/2001	31/12/2006	Vocational training	Human Resources Development
9 ACP KI 1	Improvement Of Health Services In The Outer Islands Of The Re Public Of Kiribati	8,800,000	0	0	2004	2011	Health Policy & Admin. Management	Health

8.9.5 Marshall Islands

Project Number	Project Title	Planned	Contracts	Paid	Start date	End date	Sector	Macro sector
9 ACP MH 1	Support To The Energy Sector In Five Pacific Countries Micronesia, Niue, Nauru, Palau, Marshall Islands	2,300,000	149,740	0	2004	31/12/2011	Power Generation/Renewable Sources	Natural resources management

8.9.6 Micronesia

Project Number	Project Title	Planned	Contracts	Paid	Start date	End date	Sector	Macro sector
9 ACP FM 1	Support To The Energy Sector In Five Acp Pacific Islands Micronesie, Niue, Nauru, Palau, Marshall Island	4,081,000	269,531	0	2004	31/12/2011	Power Generation/Renewable Sources	Energy

8.9.7 Nauru

Project Number	Project Title	Planned	Contracts	Paid	Start date	End date	Sector	Macro sector
9 ACP NR 1	Support To The Energy Sector In Five Acp Pacific Islands Micronesie, Niue, Nauru, Palau, Marshall Island	1,529,000	97,331	0	2004	31/12/2011	Power Generation/Renewable Sources	Natural resources management

8.9.8 Niue

Project Number	Project Title	Planned	Contracts	Paid	Start date	End date	Sector	Macro sector
9 ACP NIU 1	Niue Village Economy Development (Nved) Programme	200,000	0	0	2004	31/12/2009	Rural Development	Community based initiatives
9 ACP NIU 2	Support To The Energy Sector In Five Acp Pacific Islands Micronesia, Niue, Nauru, Palau, Marshall Islands	1,800,000	119,791	0	2004	31/12/2011	Power Generation/Renewable Sources	Energy
9 ACP NIU 3	Assistance To Hospital Rehabilitation Following Cyclone Heta	600,000	580,000	500,000	2005	30/06/2009	Health Policy & Admin. Management	Health

8.9.9 Palau

Project Number	Project Title	Planned	Contracts	Paid	Start date	End date	Sector	Macro sector
9 ACP PW 1	Support To The Energy Sector In Five Acp Pacific Countries Micronesia, Niue, Nauru, Palau, Marshall Islands	1,700,000	11230500/100	0	2004	31/12/2011	Power Generation/Renewable Sources	Energy

8.9.10 Papua New Guinea

Project Number	Project Title	Planned	Contracts	Paid	Start date	End date	Sector	Macro sector
6 ACP PNG 23	Audit Of Project And Contract Accounting Under 6th & 7th Edf	42,200	42,200	42,200	1997	18/06/1997		Non identified
7 ACP PNG 55	Gazelle Restoration Authority Micro-Projects Programme	1,500,000	0	5,720	1999	31/03/2003	Settlement	Natural Resources Management
6 ACP PNG 45+6 ACP PNG 46+7 ACP PNG 58+7 ACP PNG 59+8 ACP PNG 10	Gazelle Restoration Authority Mt Restoration Programme	1,910,000	863,536	863,536	2000	30/09/2003	Rural Development	Community based initiatives
7 ACP PNG 56	Feasibility Study: Improvement Of Rural Education Facilities	123,759	123,759	123,759	2000	28/11/2001	Education Policy & Admin. Management	Human Resources Development
7 ACP PNG 57	Feasibility Study: Rural Coastal Fisheries Development Proj Ect	136,049	136,049	136,049	2000	28/08/2001	Fishery development	Fisheries Development
7 ACP PNG 60	Ex-Ante Audit In Preparation For Edf 8 Sap In Png	35,118	35,118	35,118	2000	31/03/2001	EDF Procedures	Institutional Capacity Building
8 ACP PNG 12	Sysmin Eligibility Study And Programme Identification	500,000	500,000	475,109	2000	28/02/2002	Mineral/mining policy and administrative management	Natural Resources Management
8 ACP PNG 13	Stabex 99 Coffee - Raw Or Roasted	658,106	643,205	0	2000	31/12/2000	Vocational training	Human Resources Development
8 ACP PNG 14	Sexual Health	3,500,000	3,500,000	1,508,639	2000	31/12/2006	STD control including HIV/AIDS	Health
8 ACP PNG 15+ 8 ACP PNG 16	Structural Adjustment Support Programme (2000/2001)	10,400,000	9,875,039	9,875,039	2000	30/09/2003	Emergency assistance and water transport	General budget support
8 ACP PNG 17	Rural Coastal Fisheries Development Project-Pis	6,000,000	5,130,645	3,205,273	2000	31/12/2008	Fishery development	Fisheries Development
8 ACP PNG 18	Mining Sector Support (Mss)	50,000,000	38,767,700	4,214,753	2002	31/12/2012	Mineral/mining policy and administrative management	Natural Resources Management
8 ACP PNG 19	Improvement Of Rural Primary Education Facilities Irpef	5,000,000	2,246,200	1,461,619	2002	29/11/2007	Education facilities and training	Human Resources Development

Project Number	Project Title	Planned	Contracts	Paid	Start date	End date	Sector	Macro sector
8 ACP PNG 2	Appraisal/Feasibility Study: Eco-Forest & Environmental Prg.	90,131	90,131	90,131	1998	30/04/1999	Multisector aid	Natural Resources Management
8 ACP PNG 3	Human Resources Development Programme 2 (Hrdp 2)	24,000,000	23,920,129	18,069,576	1998	31/12/2006	Higher education	Human Resources Development
8 ACP PNG 4	Eu Programme Mgmt Unit In Support Of Nao	1,981,102	1,981,041	1,778,775	1999	31/12/2004	EDF Procedures	Institutional Capacity Building
8 ACP PNG 5	Eco-Forestry Programme	7,500,000	6,999,311	4,881,056	1999	31/12/2006	Forestry development	Natural Resources Management
8 ACP PNG 7	Feasibility Study For Aids Project	65,000	60,743	60,743	1999	14/12/1999	STD control including HIV/AIDS	Health
9 ACP PNG 1	Technical Cooperation Facility (Tcf)	1,990,000	778,839	337,732	2004	31/12/2010	Trade related assistance	Regional Integration and Trade
9 ACP PNG 2	European Union Support Programme To The Nao	4,200,000	2,029,570	381,826	2004	30/06/2011	EDF Procedures	Institutional Capacity Building
9 ACP PNG 3	Gazelle Restoration Authority Ii Medium Term Restoration Prg Ramme	3,400,000	2,791,000	1,084,152	2005	31/12/2009	Water supply and sanitation	Natural Resources Management
9 ACP PNG 4	Rural Water Supply And Sanitation Programme (Phase I)	8,000,000	1,376,735	0	2005	31/12/2009	Water supply and sanitation	Natural Resources Management
9 ACP PNG 5	Echo/Png/Edf/2005/01000 Assistance To The Victims Of Volcani C Eruptions In Papua New Guinea	200,000	200,000	160,000	2005	31/12/2007	Emergency/distress relief	Emergency
9 ACP PNG 6	Education, Training And Human Resources Development Programm E (Ethrdp)	39,000,000	0	0	2005	31/12/2013	Primary Education	Human Resources Development

8.9.11 Samoa

Project Number	Project Title	Planned	Contracts	Paid	Start date	End date	Sector	Macro sector
7 ACP WSO 28 and 7 ACP WSO 30	Public Awareness Prg (Rural Water Supply)	533,698	533,698	533,698	1/01/1997	1/02/2000	Water supply and sanitation	Natural Resources Management
8 ACP WSO 1	Dbws Pret Global Iii (71104) (Bei)	2,000,000	2,000,000	2,000,000	1/01/1997	31/12/1999	Industrial Development	Banking
6 ACP WSO 25, 7 ACP WSO 29, 8 ACP WSO 3	Rural Water Supply Programme	18,705,694	18,705,694	18,705,694	16/02/1998	31/12/2003	Rural Development	Community based initiatives
8 ACP WSO 4	Microproject Phase Ii	935,848	935,848	935,848	31/10/1999	30/04/2003	Rural Development	Community based initiatives
8 ACP WSO 5	Stabex 98 - Tourteaux D'oleagineux	33,057	33,057	33,057	31/07/1999	31/12/1999	Balance-Of-Payments Support	General budget support
8 ACP WSO 6	Economic Development Specialist	14,834	14,834	14,834	1/06/2000	31/10/2000		Non identified
8 ACP WSO 7	Dbv Iv Global Loan (Bei)	3,000,000	3,000,000	3,000,000	13/06/2000	31/12/2001	Industrial Development	Banking
7 ACP WSO 31	Dbv V Gl (21769) (Bei)	4,000,000	4,000,000	4,000,000	23/07/2002	31/12/2004	Formal sector financial intermediaries	Banking
8 ACP WSO 9	Ta To The Nao	278,145	278,145	278,145	31/12/2002	31/07/2005	EDF Procedures	Institutional Capacity Building
8 ACP WSO 10	Microprojects Programme	4,000,000	3,147,052	2,392,734	30/04/2003	29/04/2007	Education facilities and training	Human Resources Development
9 ACP WSO 1	Appraisal Study Water And Sanitation Sector	177,661	177,661	177,661	2003	31/12/2006	Water supply and sanitation	Natural Resources Management
9 ACP WSO 2	Rural Water Supply - Consolidation Project	1,700,000	1,668,417	1,073,712	2004	30/09/2008	Water supply and sanitation	Natural Resources Management
9 ACP WSO 3	Technical Cooperation Facility (Tcf)	600,000	561,862	361,985	2004	31/10/2009	Trade related assistance	Regional Integration and Trade
9 ACP WSO 4, 9 ACP WSO 5	Water Sector Support Programme (Wassp)	19,090,000	2,131,950	477,592	2005	31/12/2012	Water supply and Sanitation	Natural Resources Management

8.9.12 Solomon Islands

Project Number	Project Title	Planned	Contracts	Paid	Start date	End date	Sector	Macro sector
7 ACP SOL 38	Population Census 1997	2,262,000	2,148,684	2,131,530	1997	31/10/2001		Population policies
7 ACP SOL 39	Ta - Adviser To Ministry Of Finance	562,649	562,649	562,649	1997	31/01/2002	EDF Procedures	Institutional Capacity Building
7 ACP SOL 40	Director Of Health & Medical Services, Guadalcanal Province.	189,534	189,534	189,534	1998	31/03/2000	Medical services	Health
7 ACP SOL 41	Programme Management Unit	1,319,904	1,319,904	1,319,904	1998	30/04/2002		Non identified
7 ACP SOL 43	Reconstruction Of Min Of Finance & Develpt Planning Building	1,185,133	1,185,133	1,185,133	1999	31/03/2003	Financial policy and administrative management	Institutional Capacity Building
7 ACP SOL 44	Rehabilitat. Programme Educat Sector In Guadalcanal&Malaita	34,330	34,330	34,330	1999	14/10/1999	Education Policy & Admin. Management	Human Resources Development
7 ACP SOL 45	Review Of The Development Bank	66,390	66,390	66,390	1999	31/12/1999	Financial policy and administrative management	Banking
7 ACP SOL 47	Review Of Commodities Export Marketing Authority Cema	126,557	126,557	126,557	1999	31/05/2000	Agricultural development	Natural Resources Management
8 ACP SOL 2	Structural Adjustment Support Programme (Sasp 1 1999/2000)	4,200,000	2,180,459	2,180,459	1999	31/12/2002	Structural adjustment	General budget support
8 ACP SOL 3	Stabex 98 - Bois	41,820,222	41,820,222	41,820,222	1999	31/12/1999	Vocational training	Human Resources Development
8 ACP SOL 4	Inter-Island Shipping Project (Isp)	1,711,168	1,711,168	1,711,168	1999	30/06/2004	Water transport	Transport
8 ACP SOL 5	Capacity Strengthening To Min Of Health In Area Of Seafood Quality Control	51,798	51,798	51,798	1999	31/12/1999	Medical services	Health
PVD/1999/1205	Swift Sustainable Community Forestry And Timber Marketing Project - Solomon Islands	863,645	300,000	300,000	-		Forestry development	Natural Resources Management
6 ACP SOL 37	Kombito Water Supply Study	127,496	127,496	127,496	2000	31/12/2000	Water supply and sanitation	Natural Resources Management
7 ACP SOL 46	Rural Fishing Enterprises Project Phase 3	1,900,000	1,558,526	1,510,925	2000	31/03/2004	Fishery development	Fisheries Development
7 ACP SOL 50	Solomon Islands Weapons Exchange Programme- Identification Study	53,298	53,298	53,298	2000	31/03/2001	Civilian peace-building, conflict prevention and resolution	Good Governance
7 ACP SOL 51	Ta To The Ministry Of Planning	480,000	449,452	432,546	2000	31/12/2004	Financial policy and administrative management	Institutional Capacity Building

Project Number	Project Title	Planned	Contracts	Paid	Start date	End date	Sector	Macro sector
8 ACP SOL 10	Stabex 99 Palm Products	10,204,883	10,204,883	10,204,883	2000	31/12/2000	Balance-of-payments support	General budget support
8 ACP SOL 11	Stabex 99 Wood	13,800,721	13,800,721	3,898,195	2000	31/12/2000	Balance-of-payments support	General budget support
8 ACP SOL 12	Marine Infrastructure Project	6,000,000	5,931,347	5,767,143	2000	31/10/2005	Water transport	Transport
8 ACP SOL 13	Franchise Art 195 A - Bois	3,021,402	3,021,402	2,500,000	2000	31/12/2001	Balance-of-payments support	General budget support
8 ACP SOL 14	Franchise Art 195 A - Coco	110,787	110,787	0	2000	31/12/2001	Balance-of-payments support	General budget support
8 ACP SOL 15	Franchise Art 195 A - Palmier	3,526,025	2,916,501	0	2000	31/12/2001	Balance-of-payments support	General budget support
8 ACP SOL 6	Rural Training Centres Phase 2	1,960,000	1,960,000	1,943,981	2000	30/06/2004	Vocational training	Natural Resources Management
8 ACP SOL 7	Tourism Development Project-Identification Study	84,038	84,038	84,038	2000	3/03/2001	Tourism policy and administrative management	Tourism
8 ACP SOL 8	Solomon Islands Micro Projects Programme	3,000,000	2,997,343	2,406,440	2000	31/10/2003	Rural development	Community based initiatives
8 ACP SOL 9	Stabex 99 Coco Products	1,896,922	1,896,922	1,896,922	2000	31/12/2000	Balance-of-payments support	General budget support
6 ACP SOL 39	Addition To 7 Acp Sol Kombito Water Supply Study (Fed/Sol/70 14)	142,708	142,708	142,708	2001	30/06/2003	Water supply and sanitation	Natural Resources Management
7 ACP SOL 49	Support To Peace Process	152,853	152,788	152,788	2001	31/08/2002	Civilian peace-building, conflict prevention and resolution	Good Governance
8 ACP SOL 16	Elections 2001 - Preparatory Support	78,183	78,183	78,183	2001	14/09/2001	Elections	Good Governance
8 ACP SOL 17	Support To The 2001 General Election	1,106,510	1,106,510	1,106,510	2001	15/08/2002	Elections	Good Governance
8 ACP SOL 18	Police Commissioner For Solomon Islands	488,000	484,786	482,384	2003	31/03/2005	Government administration	Institutional Capacity Building
9 ACP SOL 1	Non State Actors	38,199	38,199	38,199	2003	15/01/2006	Strengthening civil society	Good Governance
9 ACP SOL 2	Structural Adjustment - Closure Audit	35,102	35,102	35,102	2003	8/05/2006	Structural adjustment	General budget support
9 ACP SOL 3	Micro-Projects Programme - Phase Ii	5,700,000	530,100	42,885	2004	31/12/2010	Rural development	Community based initiatives
9 ACP SOL 4	Technical Cooperation Facility (Tcf)	1,300,000	0	0	2005	31/12/2010	Trade related assistance	Regional Integration and Trade
7 ACP SOL 42	Seminar On Edf Financial Procedures	27,291	27,291	27,291			EDF Procedures	Institutional Capacity Building

8.9.13 Tonga

Project Number	Project Title	Planned	Contracts	Paid	Start date	End date	Sector	Macro sector
7 ACP TG 22	Vava'u Development Programme Phase 2	4,771,751	4,771,751	4,771,751	22/01/1998	31/12/2003	Rural Development	Community based initiatives
7 ACP TG 23	Augmentation Plafond Note M. Theodorakis 12347dd 12/01/2001	56,389	56,389	56,389	22/01/1998	31/12/2003	Rural Development	Community based initiatives
8 ACP TG 2	Vava'u Dev. Progr. Iii Identification Design Study	275,549	275,549	275,549	1999	31/12/2000	Rural development	Community based initiatives
8 ACP TG 3	Tonga Micro Projects Programme	1,000,000	999,654	597,658	2000	15/02/2003	Multisector aid	Natural Resources Management
8 ACP TG 4	Franchise Art.195 A - Vanille	86,152	84,203	0	2000	31/12/2001	Balance-of-payments support	General budget support
8 ACP TG 5	Vava'u Development Programme Iii	5,200,000	4,580,900	4,216,219	2001	31/12/2004	Rural Development	Community based initiatives
8 ACP TG 6	Pre-Feasibility Study - Lupepauu Airport	69,730	69,730	69,730	2001	16/01/2006	Air transport	Transport
PVD/2001/270	Pesticide Awareness And Sustainable Agriculture Project, Tonga	412,330	412,330	116,911	2001		Agriculture development	Natural Resources Management
9 ACP TG 1	Vava'u Social Sector Programme	3,000,000	2,847,321	2,332,312	2003	31/07/2010	Education Policy & Admin. Management	Human Resources Development
9 ACP TG 2	Post-Cyclones Ami And Eseta Rehabilitation Programme	890,000	840,672	701,094	2003	30/04/2007	Water transport	Transport

8.9.14 Tuvalu

Project Number	Project Title	Planned	Contracts	Paid	Start date	End date	Sector	Macro sector
8 ACP TV 2	Development Support Programme	1,900,000	1,900,000	1,899,679	1999	31/12/2004	Environmental education/training	Natural Resources Management
7 ACP TV 15	Dbt Ii Global Loan (8 Tv 3) (22440, 22441)	500,000	500,000	300,000	2002	31/12/2004	Formal sector financial intermediaries	Banking
7 ACP TV 15 and 8 ACP TV 3	Dbt Ii Global Loan_ + 7 Tv 15 (22441)	1,000,000	1,000,000	650,000	2002	31/12/2004	Formal sector financial intermediaries	Banking
9 ACP TV 1	Outer Islands Social Development Support Programme	3,965,136	3,940,153	3,234,351	2003	31/12/2011	Education Policy & Admin. Management	Human Resources Development
9 ACP TV 2	Rider N. 1 To Fa N. 9007/Tv - Ceiling Increase Letter Of Gary Quince Adonis N. 21761	500,000	194,000	0	2003	31/12/2011	Education Policy & Admin. Management	Human Resources Development

8.9.15 Vanuatu

Project Number	Project Title	Planned	Contracts	Paid	Start date	End date	Sector	Macro sector
7 ACP VA 21	Rural Primary Schools - Rehabilitation Phase Ii	373,297	373,297	373,297	1997	19/04/1998	Education facilities and training	Human Resources development
8 ACP VA 2	Stabex 1996 Cacao En Feves	198,668	198,668	198,668	1997	31/12/1997	Balance-of-payments support	General budget support
8 ACP VA 3	Education Development Programme	8,092,542	8,092,542	8,092,542	1997	31/08/2003	Education facilities and training	Human Resources development
8 ACP VA 4	Rural Tourism Development Programme	270,589	270,589	270,589	1998	31/12/1998	Tourism policy and administrative management	Tourism
8 ACP VA 5	Aeroports De Bauerfield Et Pekoe (20254)	3,000,000	3,000,000	3,000,000	1998	31/12/2000	Air transport	Transport
8 ACP VA 6	T.A. To Ministry Of Finance	702,326	702,326	702,326	1999	31/08/2002	Economic and development policy/planning	Institutional Capacity Building
8 ACP VA 7	Stabex 98 - Cacao En Feves	157,090	157,090	157,090	1999	31/12/1999	Balance-of-payments support	General budget support
DDH/1999/124	Assistance To The Office Of The Ombudsman	359,600	0	0	1999		Government administration	Institutional Capacity Building
DDH/1999/125	Development Theatre For The Education And Capacity Building Of Ni-Vanuatu And Pacific Island Country Educators In Human Rights, Good Governance And De	486,458	0	0	1999		Strengthening civil society	Good Governance
DDH/1999/155	Rural Primary School Rehabilitation Project	362,783	0	0	1999		Primary Education	Human Resources development
ECHO/VUT/254/1999/01000	Aide Aux Victimes Du Tremblement De Terre A Vanuatu	150,000	150,000	141,959	1999		Emergency/distress relief	Emergency
FT/1999/3	Landowner Extension And Awareness Of Reforestation Naturally	267,821	267,821	0			Agriculture land resources	Natural Resources Management
6 ACP VA 27, 7 ACP VA 22	Technical Assistance To The Dept Of Public Works	271,464	271,464	271,464	2000	29/02/2004	Transport policy & Admin. management	Institutional Capacity Building
8 ACP VA 10	T.A.To The Dept Of Public Works (See 6-Va-27 + 7-Va-22)	163,977	163,977	163,977	2000	29/02/2004	Transport policy & Admin. Management	Institutional Capacity Building
8 ACP VA 11 & 9 ACP VA 4	Strengthening Of The Vanuatu Maritime College	785,514	785,514	785,514	2000	31/12/2004	Fishery policy and administrative management	Fisheries development

Project Number	Project Title	Planned	Contracts	Paid	Start date	End date	Sector	Macro sector
8 ACP VA 8	Echo/Vut/254/1999/01000- Aide Aux Victimes Du Tremblement De Terre A Vanuatu.	141,959	141,959	141,959	2000	2001	Emergency assistance	Emergency
8 ACP VA 9	Economic Consultant For Ldc 3rd Un Conference	39,198	39,198	39,198	2000	31/01/2001	Economic and development policy/planning	Institutional Capacity Building
PVD/2000/220	Development Theatre For Natural Resource Awareness And Capa- City Building- Vanuatu	498,521	498,521	71,934			Environmental education/ training	Natural Resources Management
PVD/2000/643	Renforcement Du Developpement Des Soins De Sante Primaire Dans La Region De Pentecote - Province De Penama - Republique De Vanuatu	290,316	290,316	126,827			Basic Health	Health
7 ACP VA 23+8 ACP VA 14	Rural Tourism Training Project	140,000	140,000	140,000	2001	29/07/2002	Tourism policy and administrative management	Tourism
7 ACP VA 24	Echo/Vut/254/2001/01000 Assistance Aux Victimes De L'éruption Volcanique à Vanuatu	154,207	154,207	154,207	2001	4/01/2002	Emergency assistance	Emergency
8 ACP VA 12 and 8 ACP VA 13	Support To Economic Reform Programme (Serp) 2000/1	1,587,508	1,587,508	1,587,508	2001	30/06/2003	Economic and development policy/planning	Institutional Capacity Building
CDC/2001/10	Vanuatu Partnership In Development (Vanpid)	316,521	316,521	86,011	2001			Non identified
ECHO/VUT/254/2001/01000	Assistance Aux Victimes De L'éruption volcanique à Vanuatu	160,000	160,000	154,207	2001		Reconstruction relief	Emergency
8 ACP VA 15	Electoral Support	74,229	74,229	74,229	2002	31/08/2002	Elections	Good Governance
8 ACP VA 16	Producers Organisation Project Ii (Pop 2)	1,400,000	1,246,770	1,023,305	2002	31/12/2007	Agricultural co-operatives	Natural Resources Management
8 ACP VA 17	Evaluation Of Edf Financed Road Transport Projects	103,357	103,357	103,357	2002	31/12/2002	Road Transport	Transport
8 ACP VA 18	Technical Assistance To The Department Of Economic And Social Development	600,000	600,000	503,839	2002	30/09/2006	Economic and development policy/planning	Institutional Capacity Building
8 ACP VA 20	Training Of Ni Vanuatu Air Traffic Controllers	298,078	298,078	298,078	2002	31/01/2004	Education Policy & Admin. Management	Transport
9 ACP VA 9	Rider No 1 To Financing Agreement Letter Of Director No 11107 Of The Xxxxx	280,000	278,000	149,959	2002	31/12/2007	Agricultural co-operatives	Non identified

Project Number	Project Title	Planned	Contracts	Paid	Start date	End date	Sector	Macro sector
8 ACP VA 21	Support To Non State Actors	600,000	595,315	593,393	2003	31/12/2005	Strengthening civil society	Good Governance
8 ACP VA 22	Appui Au Ministere De L'education	430,000	377,984	377,984	2003	31/03/2005	Education facilities and training	Human Resources development
8 ACP VA 23	Vanuatu Tourism Education And Training Project	1,999,000	1,689,728	782,273	2003	31/12/2008	Vocational training	Tourism
9 ACP VA 1	Reconstruction Of Lycee Antoine De Bougainville (Lab)	1,350,000	1,207,939	878,045	2003	31/12/2008	Education facilities and training	Human Resources development
9 ACP VA 10	Rider No 1 To Fa No 9070/Va	250,000	0	0	2003	31/12/2010	Education facilities and training	Human Resources development
9 ACP VA 2	Public Work Department (PwD) Maintenance Training Project	1,995,000	1,694,985	1,217,110	2003	31/12/2009	Transport policy & Admin. Management	Transport
9 ACP VA 3	Social Infrastructure And Equipment	4,531,000	2,640,300	782,903	2003	31/12/2010	Education facilities and training	Human Resources development
9 ACP VA 5	Augmentation De Plafond Projet 8 Acp Va 21 Selon Lettre Naqvi 3229 Du Xx/Xx/Xx	120,000	118,140	118,204	2003	31/12/2005		Non identified
9 ACP VA 8	Rider No 1 : Increase Of Ceiling 8 Acp Va 23 (+Extension) Letter Quince 11117 Of Xx/Xx/Xx	399,000	0	0	2003	31/12/2008	Vocational training	Tourism
9 ACP VA 6	Support To Economic Reform Programme 2004-2006	1,700,000	1,635,400	777,550	2004	31/12/2008	Budget support	Institutional Capacity Building
9 ACP VA 7	Technical Cooperation Facility (Tcf)	330,000	284,800	186,468	2004	31/12/2010	Trade related assistance	Regional Integration and Trade