



Security Solutions for a Smarter Workspace

Smarter Guide to Lock Selection

Kensington®

SOLUTIONS FOR A
SMARTER WORKSPACE

Inventor & Innovator of Specialist Solutions

Not all organisations are the same, and nor are our locks.

We understand that different organisations have different needs and that one lock is not going to meet the exact requirements set by IT administrators seeking physical security solutions for different devices in different environments.

This is why we offer a range. And no one is able to offer more specialist solutions than us.

Discover our full range:
www.kensington.com/securitylocks

Contact our Security Advisers:
www.kensington.com/locks



**SOLUTIONS FOR A
SMARTER WORKSPACE**

What Lock Types

Do We Offer?

Keyed Locks

Offer the highest security thanks to an unrivalled number of key variations.

Combination Locks

With no keys to misplace, combination locks are considered the most convenient.

Portable Locks

Because returning from a business trip empty handed is best avoided.

Tablet Solutions

Cabinets and stands for iPads of every generation.

Custom Made Locks

Personalised keying and combination configurations specifically made for your organisation.



Twin Locks

Securing two items, a monitor & laptop for instance, with a single key, makes twin locks a popular choice for offices.

Multi-Device Locks

When there's more to secure, including wired peripherals, multi device solutions such as the Desktop & Peripheral Locking Kit excel.

**SOLUTIONS FOR A
SMARTER WORKSPACE**

Keyed Lock Ranges

MiniSaver, MicroSaver DS, MicroSaver & ClickSafe



MiniSaver™

Optimised for Ultrabooks <12mm thick

MiniSaver inserts into the Kensington Security Slot or the Kensington Mini Security Slot. The off-body design means the Cleat won't interfere with adjoining cables.

Narrowest lockhead profile: 9mm



ClickSafe®

Devised to simplify laptop locking

The strongest and easiest to-use keyed lock that doesn't compromise security. A keyless locking motion makes the employees' role in protecting your business easy.

Narrowest lockhead profile: 12.7mm



MicroSaver® DS

Designed for the thinnest laptops

The nearly impenetrable disk style keyed locking mechanism along with an advanced cable design provides greater security. And with the rotating, slim lock head and a pivoting cable you can be sure it'll attach easily.

Narrowest lockhead profile: 12.7mm



MicroSaver®

The original laptop & PC lock

The T-Bar™ locking mechanism and a carbon steel cable make this simple to install, quick to secure, and nearly impossible to tamper with so your assets stay secure.

Narrowest lockhead profile: 19.2mm

**SOLUTIONS FOR A
SMARTER WORKSPACE**



MiniSaver™

K67890WW

- Professional-grade security for the thinnest mobile devices from the industry leader
- Simple push button action with one-handed operation allows Cleat to be inserted and locked into the Kensington security slot and the Kensington mini security slot
- Pivot and Rotate cable offers great freedom of movement to eliminate awkward angles



MicroSaver® DS

K64994EU

- Rotating head and pivoting cable for easy lock attachment and removal
- Includes attractive K-slot adapter for Macbook® Air and Ultrabooks® lacking a K-slot
- Nearly impenetrable disk-style locking mechanism



ClickSafe® & ClickSafe® Ultra

K64637WW - 5mm thick
K64964WW - 10mm thick

- Super-strong 1500mm long steel cable provides the Strongest physical security on the market
- ClickSafe® lockhead pivots 180° and rotates a full 360° around the cable for flexibility and convenience
- 12.7mm low profile lock head ensures compatibility with thin laptops



MicroSaver®

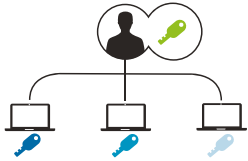
64020 - 5.3mm thick
K67723US - 8mm thick

- Hidden Pin™ technology ensures tubular locks cannot be picked offering the highest level of security
- Tamper Evident™ technology alerts you that someone has tried to steal your device
- Anti-Shear™ technology protects against intrusion by force



Custom Keyed Security Solutions

Ideal for IT Departments Offering Onsite Support



Master Keyed

Administrator access with user keys.

Ideal for:


On site administrator control with user access.

User:

Are issued their own individual key (plus a spare).

Administrator:

Has a Master Key to open all locks*



Single Alike

Each key opens each lock.

Ideal for:

On site control for high trust shared work environment like labs.

User:

Issued their own key (and a spare). The key is identical to all other users keys.

Administrator:

Is issued the same key as issued to users with their lock.



Like Keyed

Administrator-only access.

Ideal for:

Ultimate on site administrator control.

User:

Are not issued an individual key.

Administrator:

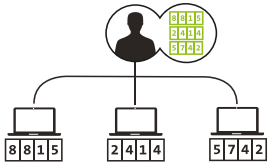
Single Master Key for all locks.*

**SOLUTIONS FOR A
SMARTER WORKSPACE**

*Additional Master Keys can be ordered

Serialized and Master Coded Combination Solutions

Perfect for Remote Support and Administration



Serialized Combination Locks

Non-resettable combination code locks.

Ideal for:

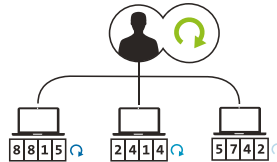
Keyless off site administrator control with user access.

User:

Is informed of their lock code.

Administrator:

Access to recorded combination code via kensington.com/register&retrieve.



Master Coded Combination Locks

User resettable combination lock with Administrator access.

Ideal for:

Keyless on site administrator control with individual user access.

User:

Can reset their own memorable code.

Administrator:

Able to open combination locks with secure ComboGenie tool.



Master Coded Combination ComboGenie

ComboGenie employs two-factor authentication system.

This allows administrators with both the ComboGenie and proper administrator's code to discover the combination for all locks within their scope.

**SOLUTIONS FOR A
SMARTER WORKSPACE**

Keyed Lock Selection Guide

Does someone other than the lock holder require a key to open the lock?

NO YES

Do you require a second portable lock that uses the same key as you main lock?

YES NO



We recommend a **Keyed Different Lock**

Does the lock owner require their own key?

NO YES



We recommend a **Single Keyed Lock** program

Should the lock holder's key open other locks used by the lock holders' peers?

NO YES



We recommend a **Master Keyed Lock** program



We recommend a **Like Keyed Custom Lock** program

What do you want to lock?

ULTRABOOK

LAPTOP

PC

Do you require keyless locking?

YES NO

MiniSaver® Lock

It's off-body main lock housing creates valuable port and jack space for your other device accessories.

MicroSaver® DS Locks

Micro DS locks have a low profile slim lockhead designed for use with thin Ultrabooks.

Do you require keyless locking?

YES NO

ClickSafe® Lock

ClickSafe locks provide the strongest attachment to your device and are simply clicked on, to secure a device.

Do you wish to secure >2 items or wired peripherals?

NO YES

MicroSaver® Lock

MicroSaver locks use the original T-Bar™ locking mechanism invented by Kensington and are the world's most trusted lock.

Desktop and Peripherals Locking Kit

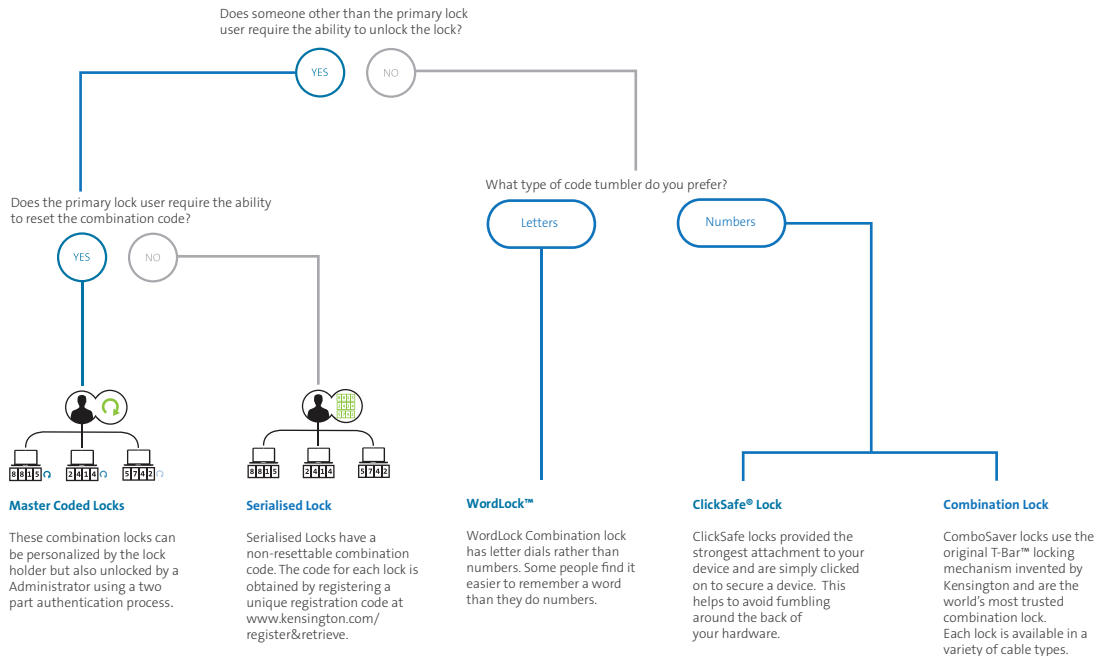
This lock has three lock heads so you can lock your PC, monitor and a printer or hard drive with one key.

ClickSafe Anywhere Pack

This pack includes a standard lock and a portable lock with a pair of keys that open both locks.

SOLUTIONS FOR A SMARTER WORKSPACE

Combination Lock Selection Guide



**SOLUTIONS FOR A
SMARTER WORKSPACE**

Register&Retrieve™

Key & Combination Code Management Service

Our Register & Retrieve™ lock registration suite empowers administrators to manage their lock programs and ensure staff benefit from Kensington support services without needing to contact their IT administrator.



Administrators can:

- Register locks individually or in bulk, allocating locks to individuals or locations.
- Store key codes and combination codes.
- Manage locks in groups.
- Share account access with other administrators.
- Approve user key replacement requests or allow pre-approved ordering.
- Access serialised lock codes.
- Send lock deployment emails to users.
- Reassign locks to new users.



Individual Users can:

- Order replacement keys.
- Retrieve stored combination codes.
- Update contact details.

**SOLUTIONS FOR A
SMARTER WORKSPACE**

Register&Retrieve™

Online Lock Management

1. View allocated or unallocated locks within the group
2. Add more locks to a group by using the 'ADD A LOCK' function.
3. Download a CSV file containing all lock information for the group.
4. View top-level information associated with each lock in the group.
5. Click through to view or edit details about the lock and its allocation.
6. Specify the types of data you hold against your locks by editing custom labels.

Register & Retrieve™

KEY REQUESTS ADMINISTRATORS SIGN OUT

ACCOUNT: Kensington (Administrator)

LOCKS EDIT GROUP NAME

1. 2. 3. 4. 5. 6.

LOCK NAME	LOCK/KEY CODE	REGISTRATION/MASTER CODE	NAME	LOCATION	EMAILED	CUSTOM 1	CUSTOM 2	
MicroSaver® Keyed Laptop Lock	00001	123456	A Smith	Office A		custom2	custom3	VIEW/EDIT
MicroSaver® Keyed Laptop Lock	00002	123456	B Smith	Office B		custom2	custom3	VIEW/EDIT
MicroSaver® Keyed Laptop Lock	00003	123456	C Smith	Office C		custom2	custom3	VIEW/EDIT
MicroSaver® Keyed Laptop Lock	00004	123456	D Smith	Office D		custom2	custom3	VIEW/EDIT
MicroSaver® Keyed Laptop Lock	00005	123456	E Smith	Office E		custom2	custom3	VIEW/EDIT
MicroSaver® Keyed Laptop Lock	00006	123456	F Smith			custom2	custom3	VIEW/EDIT
MicroSaver® Keyed Laptop Lock	00007	123456	G Smith			custom2	custom3	VIEW/EDIT



Ask our Security Experts a Question:
www.kensington.com/locks



Kensington Europe, Oxford House, Oxford Road, Aylesbury, Bucks. HP21 8SZ. UK. The information in this document is correct at time of creation and is only offered as a guide which may change throughout the year. Errors and Omissions Excepted (E&EO). Kensington, smart.safe.simple., and the ACCO name are registered trademarks of ACCO Brands. All other registered and unregistered trademarks are the property of their respective owners. July 2015. K15_2476EU.

smart. safe. simple.™
www.kensington.com