

Form **990-PF**

Return of Private Foundation
 or Section 4947(a)(1) Nonexempt Charitable Trust
 Treated as a Private Foundation

OMB No 1545 0052

2001

Department of the Treasury
 Internal Revenue Service

Note The organization may be able to use a copy of this return to satisfy state reporting requirements

For calendar year 2001, or tax year beginning , 2001, and ending
 G Check all that apply Initial return Final return Amended return Address change Name change

Use the IRS label Otherwise, print or type See Specific Instructions

Name of organization: **RICHARD AND RHODA GOLDMAN FUND**

Number and street (or P O box number if mail is not delivered to street address): **ONE LOMBARD STREET, SUITE 303**

City or town, state, and ZIP code: **SAN FRANCISCO, CA 94111**

Room/suite: _____

A Employer identification number: **94-6064502**

B Telephone number (see page 10 of the instructions): **(415) 788-1090**

H Check type of organization Section 501(c)(3) exempt private foundation
 Section 4947(a)(1) nonexempt charitable trust Other taxable private foundation

I Fair market value of all assets at end of year (from Part II, col (c), line 16) **395,322,718.**

J Accounting method Cash Accrual
 Other (specify) _____
 (Part I, column (d) must be on cash basis)

C If exemption application is pending check here

D 1 Foreign organizations check here
 2 Foreign organizations meeting the 65% test check here and attach computation

E If private foundation status was terminated under section 507(b)(1)(A) check here

F If the foundation is in a 60-month termination under section 507(b)(1)(B), check here

Part I Analysis of Revenue and Expenses (The total of amounts in columns (b), (c), and (d) may not necessarily equal the amounts in column (a) (see page 10 of the instructions))		(a) Revenue and expenses per books	(b) Net investment income	(c) Adjusted net income	(d) Disbursements for charitable purposes (cash basis only)
1	Contributions, gifts, grants, etc. received (attach schedule) Check <input type="checkbox"/> if the foundation is not required to attach Sch B	19,779,838.			STMT 1
2	Distributions from split-interest trusts				
3	Interest on savings and temporary cash investments	1,190,969	1,190,969		
4	Dividends and interest from securities	11,455,017	11,455,017.		
5a	Gross rents	15,000	15,000		
b	(Net rental income or (loss)) 13,460)				
6a	Net gain or (loss) from sale of assets not on line 10	-2,708,475.			
b	Gross sales price for all assets on line 6a 805,051,429				
7	Capital gain net income (from Part IV, line 2)				
8	Net short-term capital gain				
9	Income modifications				
10a	Gross sales less returns and allowances				
b	Less: Cost of goods sold				
c	Gross profit or (loss) (attach schedule)				
11	Other income (attach schedule)	-1,114,765	78,056.		STMT 4
12	Total Add lines 1 through 11	28,617,584.	12,739,042.		
13	Compensation of officers, directors, trustees, etc.	376,164.			376,164.
14	Other employee salaries and wages	597,005.			597,005
15	Pension plans, employee benefits	178,244.			178,244
16a	Legal fees (attach schedule) STMT 5	18,413.	NONE	NONE	18,413
b	Accounting fees (attach schedule) STMT 6	47,869.	23,935.	NONE	23,935
c	Other professional fees (attach schedule) STMT 7	1,239,663.	1,239,663.		
17	Interest				
18	Taxes (attach schedule) (see page 14 of the instructions) STMT 8	1,067,304.	239.		60,472
19	Depreciation (attach schedule) and depletion	37,067.			
20	Occupancy	113,670			113,670
21	Travel, conferences, and meetings	45,316			45,316
22	Printing and publications	2,028			2,028
23	Other expenses (attach schedule) STMT 9	568,617	250,731.		317,885.
24	Total operating and administrative expenses Add lines 13 through 23	4,291,360	1,514,568.	NONE	1,733,132
25	Contributions, gifts, grants paid	29,949,270			29,949,270
26	Total expenses and disbursements Add lines 24 and 25	34,240,630	1,514,568.	NONE	31,682,402
27	Subtract line 26 from line 12				
a	Excess of revenue over expenses and disbursements	-5,623,046			
b	Net investment income (if negative, enter -0-)		11,224,474.		
c	Adjusted net income (if negative, enter -0-)				

SCANNED SEP 30 2002

Operating and Administrative Expenses

13

Part II Balance Sheets

Attached schedules and amounts in the description column should be for end of year amounts only. (See instructions)

	Beginning of year	End of year	
	(a) Book Value	(b) Book Value	(c) Fair Market Value
Assets			
1 Cash - non-interest-bearing			
2 Savings and temporary cash investments	16,244,357	31,675,638	31,675,638
3 Accounts receivable			
Less allowance for doubtful accounts			
4 Pledges receivable			
Less allowance for doubtful accounts			
6 Grants receivable			
6 Receivables due from officers, directors, trustees, and other disqualified persons (attach schedule) (see page 15 of the instructions)			
7 Other notes and loans receivable (attach schedule)			
Less allowance for doubtful accounts			
8 Inventories for sale or use			
9 Prepaid expenses and deferred charges STMT 10	1,881,367	426,785	426,785
10 a Investments - U.S. and state government obligations (attach schedule)	71,209,850	92,264,196	92,408,392
b Investments - corporate stock (attach schedule) STMT 11	240,817,974	179,162,453	178,239,202
c Investments - corporate bonds (attach schedule) STMT 12	67,717,411	80,248,301	81,376,661
11 Investments - land buildings and equipment basis	234,000		
Less accumulated depreciation (attach schedule)	234,000	234,000	290,000
12 Investments - mortgage loans			
13 Investments - other (attach schedule) STMT 13	10,470,022	9,761,756	10,601,229
14 Land buildings and equipment basis	479,380		
Less accumulated depreciation (attach schedule)	174,569	129,449	304,811
15 Other assets (describe)			
16 Total assets (to be completed by all filers - see page 16 of the instructions. Also, see page 1, item I)	408,704,430	394,077,940	395,322,718
Liabilities			
17 Accounts payable and accrued expenses			
18 Grants payable			
19 Deferred revenue			
20 Loans from officers, directors, trustees, and other disqualified persons			
21 Mortgages and other notes payable (attach schedule)			
22 Other liabilities (describe)			
23 Total liabilities (add lines 17 through 22)			
Net Assets or Fund Balances			
Organizations that follow SFAS 117, check here <input type="checkbox"/> and complete lines 24 through 26 and lines 30 and 31			
24 Unrestricted			
25 Temporarily restricted			
26 Permanently restricted			
Organizations that do not follow SFAS 117, check here and complete lines 27 through 31 <input checked="" type="checkbox"/>			
27 Capital stock, trust principal, or current funds	408,704,430	394,077,940	
28 Paid-in or capital surplus or land bldg and equipment fund			
29 Retained earnings, accumulated income, endowment, or other funds			
30 Total net assets or fund balances (see page 17 of the instructions)	408,704,430	394,077,940	
31 Total liabilities and net assets/fund balances (see page 17 of the instructions)	408,704,430	394,077,940	

Part III Analysis of Changes in Net Assets or Fund Balances

1 Total net assets or fund balances at beginning of year - Part II, column (a), line 30 (must agree with end-of-year figure reported on prior year's return)	1	408,704,430
2 Enter amount from Part I, line 27a	2	-5,623,046
3 Other increases not included in line 2 (itemize)	3	
4 Add lines 1, 2, and 3	4	403,081,384
5 Decreases not included in line 2 (itemize) SEE STATEMENT 14	5	9,003,444
6 Total net assets or fund balances at end of year (line 4 minus line 5) - Part II, column (b), line 30	6	394,077,940

Part IV Capital Gains and Losses for Tax on Investment Income

(a) List and describe the kind(s) of property sold (e.g., real estate 2-story brick warehouse or common stock, 200 shs MLC Co)	(b) How acquired P-Purchase D-Donation	(c) Date acquired (mo, day, yr)	(d) Date sold (mo, day, yr)
1a SEE PART IV SCHEDULE			
b			
c			
d			
e			

(e) Gross sales price	(f) Depreciation allowed (or allowable)	(g) Cost or other basis plus expense of sale	(h) Gain or (loss) (e) plus (f) minus (g)
a			
b			
c			
d			
e			

(i) F M V as of 12/31/69	(j) Adjusted basis as of 12/31/69	(k) Excess of col (i) over col (j), if any	(l) Gains (Col (h) gain minus col (k), but not less than -0-) or Losses (from col (h))
a			
b			
c			
d			
e			

2 Capital gain net income or (net capital loss)	{ If gain, also enter in Part I, line 7 If (loss), enter -0- in Part I, line 7 }	2	-2,708,475
3 Net short-term capital gain or (loss) as defined in sections 1222(5) and (6) If gain, also enter in Part I, line 8, column (c) (see pages 13 and 17 of the instructions) If (loss), enter -0- in Part I, line 8		3	

Part V Qualification Under Section 4940(e) for Reduced Tax on Net Investment Income

(For optional use by domestic private foundations subject to the section 4940(a) tax on net investment income)

If section 4940(d)(2) applies, leave this part blank

Was the organization liable for the section 4942 tax on the distributable amount of any year in the base period? Yes No
If "Yes," the organization does not qualify under section 4940(e) Do not complete this part

1 Enter the appropriate amount in each column for each year, see page 18 of the instructions before making any entries

(a) Base period years Calendar year (or tax year beginning in)	(b) Adjusted qualifying distributions	(c) Net value of noncharitable use assets	(d) Distribution ratio (col (b) divided by col (c))
2000	33,065,380	434,873,243	0.07603452393
1999	25,078,816	373,708,611	0.06710794256
1998	19,845,498	305,097,423	0.06504642945
1997	14,475,011	177,748,843	0.08143519111
1996	10,527,059	160,314,437	0.06566507170

2 Total of line 1, column (d)	2	0.35528915875
3 Average distribution ratio for the 5-year base period-divide the total on line 2 by 5, or by the number of years the foundation has been in existence if less than 5 years	3	0.07105783175
4 Enter the net value of noncharitable-use assets for 2001 from Part X, line 5	4	395,069,489
5 Multiply line 4 by line 3	5	28,072,781
6 Enter 1% of net investment income (1% of Part I, line 27b)	6	112,245
7 Add lines 5 and 6	7	28,185,026
8 Enter qualifying distributions from Part XII, line 4	8	31,682,402

If line 8 is equal to or greater than line 7, check the box in Part VI line 1b, and complete that part using a 1% tax rate See the Part VI instructions on page 18

Part VI Excise Tax Based on Investment Income (Section 4940(a), 4940(b), 4940(e), or 4948 - see page 18 of the instructions)

Table with 11 rows for excise tax calculations. Includes sub-rows 6a-6d for credits and payments. Total tax due is 474,958.

Part VII-A Statements Regarding Activities

Table with 11 rows of activity statements. Includes questions about political activities, unrelated business income, and state reporting. Includes state name CALIFORNIA and contact information for Robert Gamble.

Part VII-B Statements Regarding Activities for Which Form 4720 May Be Required

File Form 4720 if any item is checked in the "Yes" column, unless an exception applies

Table with columns for question descriptions, Yes/No checkboxes, and a grid for Yes/No responses. Rows include questions 1a through 6b regarding disqualifying acts, taxes on failure to distribute income, and 2% interest rules.

Part VIII Information About Officers, Directors, Trustees, Foundation Managers, Highly Paid Employees, and Contractors

1 List all officers, directors, trustees, foundation managers and their compensation (see page 20 of the instructions)

(a) Name and address	(b) Title and average hours per week devoted to position	(c) Compensation (If not paid, enter -0-)	(d) Contributions to employee benefit plans and deferred compensation	(e) Expense account other allowances
SEE STATEMENT 16		376,164	45,946	NONE

2 Compensation of five highest-paid employees (other than those included on line 1 - see page 21 of the instructions). If none, enter "NONE"

(a) Name and address of each employee paid more than \$50,000	(b) Title and average hours per week devoted to position	(c) Compensation	(d) Contributions to employee benefit plans and deferred compensation	(e) Expense account other allowances
BRENDA DRAKE SAN FRANCISCO, CALIFORNIA	ASSOCIATE DIRECTOR 40 HRS/WK	97,285	14,425	NONE
PAMELA ALLEN SAN FRANCISCO, CALIFORNIA	PROGRAM ASSISTANT 40 HRS/WK	56,020	8,325	NONE
AMY LYONS SAN FRANCISCO, CALIFORNIA	PROGRAM EXECUTIVE 40 HRS/WK	101,315	14,943	NONE
BEVERLY BECKER SAN FRANCISCO, CALIFORNIA	COMMUNICATIONS DIR 40 HRS/WK	78,077	400	NONE

Total number of other employees paid over \$50,000 ▶ NONE

3 Five highest-paid independent contractors for professional services - (see page 21 of the instructions) If none, enter "NONE"

(a) Name and address of each person paid more than \$50,000	(b) Type of service	(c) Compensation
NONE		

Total number of others receiving over \$50,000 for professional services ▶ NONE

Part IX-A Summary of Direct Charitable Activities

List the foundation's four largest direct charitable activities during the tax year. Include relevant statistical information such as the number of organizations and other beneficiaries served, conferences convened, research papers produced, etc.	Expenses
1 NOT APPLICABLE	
2	
3	
4	

Part IX-B Summary of Program-Related Investments (see page 21 of the instructions)

Describe the two largest program-related investments made by the foundation during the tax year on lines 1 and 2	Amount
1 NONE	
2	
All other program related investments See page 22 of the instructions	
3 NONE	
Total Add lines 1 through 3	

Part X Minimum Investment Return (All domestic foundations must complete this part Foreign foundations, see page 22 of the instructions)

1 Fair market value of assets not used (or held for use) directly in carrying out charitable, etc., purposes		
a Average monthly fair market value of securities	1a	362,980,804.
b Average of monthly cash balances	1b	26,482,147
c Fair market value of all other assets (see page 22 of the instructions)	1c	11,622,825
d Total (add lines 1a, b, and c)	1d	401,085,776
e Reduction claimed for blockage or other factors reported on lines 1a and 1c (attach detailed explanation)	1e	
2 Acquisition indebtedness applicable to line 1 assets	2	NONE
3 Subtract line 2 from line 1d	3	401,085,776
4 Cash deemed held for charitable activities Enter 1 1/2% of line 3 (for greater amount, see page 23 of the instructions)	4	6,016,287
5 Net value of noncharitable-use assets Subtract line 4 from line 3 Enter here and on Part V, line 4	5	395,069,489
6 Minimum investment return Enter 5% of line 5	6	19,753,474

Part XI Distributable Amount (see page 23 of the instructions) (Section 4942(j)(3) and (j)(5) private operating foundations and certain foreign organizations check here and do not complete this part)

1 Minimum investment return from Part X, line 6	1	19,753,474
2a Tax on investment income for 2001 from Part VI, line 5	2a	112,245
2b Income tax for 2001 (This does not include the tax from Part VI)	2b	
2c Add lines 2a and 2b	2c	112,245
3 Distributable amount before adjustments Subtract line 2c from line 1	3	19,641,229
4a Recoveries of amounts treated as qualifying distributions	4a	NONE
4b Income distributions from section 4947(a)(2) trusts	4b	
4c Add lines 4a and 4b	4c	NONE
5 Add lines 3 and 4c	5	19,641,229
6 Deduction from distributable amount (see page 23 of the instructions)	6	NONE
7 Distributable amount as adjusted Subtract line 6 from line 5 Enter here and on Part XIII, line 1	7	19,641,229

Part XII Qualifying Distributions (see page 23 of the instructions)

1 Amounts paid (including administrative expenses) to accomplish charitable, etc., purposes		
a Expenses, contributions, gifts, etc - total from Part I, column (d), line 26	1a	31,682,402.
b Program-related investments - Total from Part IX-B	1b	NONE
2 Amounts paid to acquire assets used (or held for use) directly in carrying out charitable, etc., purposes	2	NONE
3 Amounts set aside for specific charitable projects that satisfy the		
a Suitability test (prior IRS approval required)	3a	NONE
b Cash distribution test (attach the required schedule)	3b	NONE
4 Qualifying distributions. Add lines 1a through 3b Enter here and on Part V, line 8 and Part XIII, line 4	4	31,682,402
5 Organizations that qualify under section 4940(e) for the reduced rate of tax on net investment income Enter 1% of Part I, line 27b (see page 24 of the instructions)	5	112,245.
6 Adjusted qualifying distributions Subtract line 5 from line 4	6	31,570,157

Note The amount on line 6 will be used in Part V, column (b), in subsequent years when calculating whether the foundation qualifies for the section 4940(e) reduction of tax in those years

Part XIII Undistributed Income (see page 24 of the instructions)

	(a) Corpus	(b) Years prior to 2000	(c) 2000	(d) 2001
1 Distributable amount for 2001 from Part XI, line 7				19,641,229
2 Undistributed income if any as of the end of 2000				
a Enter amount for 2000 only			NONE	
b Total for prior years <u>1999</u>		NONE		
3 Excess distributions carryover, if any, to 2001				
a From 1996	2,972,727			
b From 1997	6,119,503			
c From 1998	5,356,069			
d From 1999	7,272,363			
e From 2000	13,202,892			
f Total of lines 3a through e	34,923,554			
4 Qualifying distributions for 2001 from Part XII, line 4 <u>31,682,402</u>				
a Applied to 2000, but not more than line 2a			NONE	
b Applied to undistributed income of prior years (Election required - see page 24 of the instructions)		NONE		
c Treated as distributions out of corpus (Election required - see page 24 of the instructions)	NONE			
d Applied to 2001 distributable amount				19,641,229
e Remaining amount distributed out of corpus	12,041,173			
5 Excess distributions carryover applied to 2001 (If an amount appears in column (d), the same amount must be shown in column (a))	NONE			NONE
6 Enter the net total of each column as indicated below.				
a Corpus Add lines 3f, 4c, and 4e Subtract line 5	46,964,727			
b Prior years' undistributed income Subtract line 4b from line 2b		NONE		
c Enter the amount of prior years undistributed income for which a notice of deficiency has been issued, or on which the section 4942(a) tax has been previously assessed		NONE		
d Subtract line 6c from line 6b Taxable amount - see page 25 of the instructions		NONE		
e Undistributed income for 2000 Subtract line 4a from line 2a Taxable amount - see page 25 of the instructions			NONE	
f Undistributed income for 2001 Subtract lines 4d and 5 from line 1 This amount must be distributed in 2002				NONE
7 Amounts treated as distributions out of corpus to satisfy requirements imposed by section 170(b)(1)(E) or 4942(g)(3) (see page 25 of the instructions)	NONE			
8 Excess distributions carryover from 1996 not applied on line 5 or line 7 (see page 25 of the instructions)	2,972,727			
9 Excess distributions carryover to 2002 Subtract lines 7 and 8 from line 6a	43,992,000			
10 Analysis of line 9				
a Excess from 1997	6,119,503			
b Excess from 1998	5,356,069			
c Excess from 1999	7,272,363			
d Excess from 2000	13,202,892			
e Excess from 2001	12,041,173			

Part XIV Private Operating Foundations (see page 25 of the instructions and Part VII-A, question 9) NOT APPLICABLE

1 a If the foundation has received a ruling or determination letter that it is a private operating foundation, and the ruling is effective for 2001, enter the date of the ruling ▶

b Check box to indicate whether the organization is a private operating foundation described in section 4942(j)(3) or 4942(j)(5)

	Tax year	Prior 3 years			(e) Total
	(a) 2001	(b) 2000	(c) 1999	(d) 1998	
2 a Enter the lesser of the adjusted net income from Part I or the minimum investment return from Part X for each year listed					
b 85% of line 2a					
c Qualifying distributions from Part XII line 4 for each year listed					
d Amounts included in line 2c not used directly for active conduct of exempt activities					
e Qualifying distributions made directly for active conduct of exempt activities Subtract line 2d from line 2c					
3 Complete 3a, b, or c for the alternative test relied upon					
a "Assets" alternative test enter					
(1) Value of all assets					
(2) Value of assets qualifying under section 4942(j)(3)(B)(i)					
b "Endowment" alternative test - Enter 2/3 of minimum investment return shown in Part X line 6 for each year listed					
c "Support" alternative test enter					
(1) Total support other than gross investment income (interest, dividends, rents, payments on securities loans (section 512(a)(5)) or royalties)					
(2) Support from general public and 5 or more exempt organizations as provided in section 4942(j)(3)(B)(iii)					
(3) Largest amount of support from an exempt organization					
(4) Gross investment income					

Part XV Supplementary Information (Complete this part only if the organization had \$5,000 or more in assets at any time during the year - see page 26 of the instructions)

1 Information Regarding Foundation Managers.

a List any managers of the foundation who have contributed more than 2% of the total contributions received by the foundation before the close of any tax year (but only if they have contributed more than \$5,000) (See section 507(d)(2))

RICHARD N GOLDMAN

b List any managers of the foundation who own 10% or more of the stock of a corporation (or an equally large portion of the ownership of a partnership or other entity) of which the foundation has a 10% or greater interest

N/A

2 Information Regarding Contribution, Grant, Gift, Loan, Scholarship, etc., Programs

Check here if the organization only makes contributions to preselected charitable organizations and does not accept unsolicited requests for funds. If the organization makes gifts, grants, etc. (see page 26 of the instructions) to individuals or organizations under other conditions, complete items 2a, b, c, and d.

a The name, address, and telephone number of the person to whom applications should be addressed

ROBERT GAMBLE, ONE LOMBARD STREET, SAN FRANCISCO, CA 94111

b The form in which applications should be submitted and information and materials they should include

LETTER OF INQUIRY WITH BRIEF DESCRIPTION OF PROJECT AND BUDGET INFORMATION

c Any submission deadlines

PRESENTLY THERE ARE NO DEADLINES FOR SUBMISSION OF PROPOSALS

d Any restrictions or limitations on awards, such as by geographical areas, charitable fields, kinds of institutions, or other factors SEE STATEMENT ATTACHED

Part XV Supplementary Information (continued)

3 Grants and Contributions Paid During the Year or Approved for Future Payment

Recipient	If recipient is an individual show any relationship to any foundation manager or substantial contributor	Foundation status of recipient	Purpose of grant or contribution	Amount
Name and address (home or business)				
<p>a <i>Paid during the year</i></p> <p>SEE STATEMENT 17</p>				
<p>Total</p>			▶ 3a	29,949,270
<p>b <i>Approved for future payment</i></p> <p>SEE STATEMENT 18</p>				
<p>Total</p>			▶ 3b	21,808,250

Part XVI-A Analysis of Income-Producing Activities

Enter gross amounts unless otherwise indicated

	Unrelated business income		Excluded by section 512, 513, or 514		(e) Related or exempt function income (See page 26 of the instructions)
	(a) Business code	(b) Amount	(c) Exclusion code	(d) Amount	
1 Program service revenue					
a _____					
b _____					
c _____					
d _____					
e _____					
f _____					
g Fees and contracts from government agencies					
2 Membership dues and assessments					
3 Interest on savings and temporary cash investments			14	1,190,969	
4 Dividends and interest from securities			14	11,455,017	
5 Net rental income or (loss) from real estate					
a Debt-financed property					
b Not debt-financed property			16	124,048	
6 Net rental income or (loss) from personal property					
7 Other investment income					
8 Gain or (loss) from sales of assets other than inventory			18	-2,708,475	
9 Net income or (loss) from special events					
10 Gross profit or (loss) from sales of inventory					
11 Other revenue a					
b <u>PTSP ORD INCOME</u>	6599	155,153			
c <u>PTSP BOOK TO TAX</u>	6599	-2,285,983			
d <u>EXCISE TAX REFUND</u>			01	887,203	
e <u>MISC INCOME</u>			01	18,274	
12 Subtotal Add columns (b), (d), and (e)		-2,130,830		10,967,036	
13 Total Add line 12, columns (b), (d), and (e)					8,836,206

(See worksheet in line 13 instructions on page 26 to verify calculations)

Part XVI-B Relationship of Activities to the Accomplishment of Exempt Purposes

Line No ▼	Explain below how each activity for which income is reported in column (e) of Part XVI-A contributed importantly to the accomplishment of the organization's exempt purposes (other than by providing funds for such purposes) (See page 27 of the instructions)
	NOT APPLICABLE

Part XVII Information Regarding Transfers To and Transactions and Relationships With Noncharitable Exempt Organizations

1 Did the organization directly or indirectly engage in any of the following with any other organization described in section 501(c) of the Code... 1a(1) Cash X, 1a(2) Other assets X, 1b(1) Sales of assets to a noncharitable exempt organization X, etc.

Table with 4 columns: (a) Line no, (b) Amount involved, (c) Name of noncharitable exempt organization, (d) Description of transfers, transactions, and sharing arrangements.

2 a Is the organization directly or indirectly affiliated with, or related to one or more tax-exempt organizations described in section 501(c) of the Code... [] Yes [X] No

Table with 3 columns: (a) Name of organization, (b) Type of organization, (c) Description of relationship.

Sign Here: Under penalties of perjury I declare that I have examined this return... Signature of officer or trustee: [Signature], Preparer's signature: [Signature], Firm's name: SEILER & COMPANY, LLP, 1100 MARSHALL STREET, REDWOOD CITY, CA

Schedule of Contributors

2001

Supplementary Information for
 line 1 of Form 990, 990-EZ and 990-PF (see Instructions)

Name of organization RICHARD AND RHODA GOLDMAN FUND	Employer identification number 94-6064502
--	--

Organization type (check one)

- | Filers of. | Section |
|--------------------|--|
| Form 990 or 990-EZ | <input type="checkbox"/> 501(c)() (enter number) organization
<input type="checkbox"/> 4947(a)(1) nonexempt charitable trust not treated as a private foundation
<input type="checkbox"/> 527 political organization |
| Form 990-PF | <input checked="" type="checkbox"/> 501(c)(3) exempt private foundation
<input type="checkbox"/> 4947(a)(1) nonexempt charitable trust treated as a private foundation
<input type="checkbox"/> 501(c)(3) taxable private foundation |

Check if your organization is covered by the **General rule** or a **Special rule** (Note Only a section 501(c)(7), (8), or (10) organization can check box(es) for both the General rule and a Special rule - see instructions)

General Rule -

- For organizations filing Form 990, 990-EZ, or 990-PF that received, during the year, \$5,000 or more (in money or property) from any one contributor (Complete Parts I and II)

Special Rules -

- For a section 501(c)(3) organization filing Form 990, or Form 990-EZ, that met the 33 1/3% support test of the regulations under sections 509(a)(1)/170(b)(1)(A)(vi) and received from any one contributor, during the year, a contribution of the greater of \$5,000 or 2% of the amount on line 1 of these forms (Complete Parts I and II)
- For a section 501(c)(7), (8), or (10) organization filing Form 990, or Form 990-EZ, that received from any one contributor, during the year, aggregate contributions or bequests of more than \$1,000 for use *exclusively* for religious, charitable, scientific, literary, or educational purposes, or the prevention of cruelty to children or animals (Complete Parts I, II, and III)
- For a section 501(c)(7), (8), or (10) organization filing Form 990, or Form 990-EZ, that received from any one contributor, during the year, some contributions for use *exclusively* for religious, charitable, etc., purposes, but these contributions did not aggregate to more than \$1,000 (If this box is checked, enter here the total contributions that were received during the year for an *exclusively* religious, charitable, etc., purpose Do not complete any of the Parts unless the General rule applies to this organization because it received nonexclusively religious, charitable, etc., contributions of \$5,000 or more during the year) ▶ \$ _____

Caution: Organizations that are not covered by the General rule and/or the Special rules do not file Schedule B (Form 990, 990-EZ, or 990-PF) but they **must** check the box in the heading of their Form 990, Form 990-EZ, or on line 1 of their Form 990-PF, to certify that they do not meet the filing requirements of Schedule B (Form 990, 990-EZ, or 990-PF)

Name of organization

Employer identification number

RICHARD AND RHODA GOLDMAN FUND

94-6064502

Part I Contributors (See Specific Instructions)

(a) No	(b) Name, address and ZIP + 4	(c) Aggregate contributions	(d) Type of contribution
1	RICHARD GOLDMAN <hr/> 49 STEVENSON STREET, SUITE 960 <hr/> SAN FRANCISCO, CA 94105	<hr/> 17,279,838	Person <input checked="" type="checkbox"/> Payroll <input type="checkbox"/> Noncash <input checked="" type="checkbox"/> (Complete Part II if there is a noncash contribution)
2	RICHARD GOLDMAN <hr/> 49 STEVENSON STREET, SUITE 960 <hr/> SAN FRANCISCO, CA 94105	<hr/> 2,500,000	Person <input checked="" type="checkbox"/> Payroll <input type="checkbox"/> Noncash <input type="checkbox"/> (Complete Part II if there is a noncash contribution)
	<hr/> <hr/> <hr/> <hr/>	<hr/> <hr/> <hr/> <hr/>	Person <input type="checkbox"/> Payroll <input type="checkbox"/> Noncash <input type="checkbox"/> (Complete Part II if there is a noncash contribution)
	<hr/> <hr/> <hr/> <hr/>	<hr/> <hr/> <hr/> <hr/>	Person <input type="checkbox"/> Payroll <input type="checkbox"/> Noncash <input type="checkbox"/> (Complete Part II if there is a noncash contribution)
	<hr/> <hr/> <hr/> <hr/>	<hr/> <hr/> <hr/> <hr/>	Person <input type="checkbox"/> Payroll <input type="checkbox"/> Noncash <input type="checkbox"/> (Complete Part II if there is a noncash contribution)
	<hr/> <hr/> <hr/> <hr/>	<hr/> <hr/> <hr/> <hr/>	Person <input type="checkbox"/> Payroll <input type="checkbox"/> Noncash <input type="checkbox"/> (Complete Part II if there is a noncash contribution)

Name of organization RICHARD AND RHODA GOLDMAN FUND	Employer identification number 94-6064502
--	--

Part II Noncash Property (See Specific Instructions)

(a) No from Part I	(b) Description of noncash property given	(c) FMV (or estimate) (see instructions)	(d) Date received
1	MARKETABLE SECURITIES _____ _____ _____	17,279,838 (TOTAL)	VARIOUS
_____	_____ _____ _____	_____	_____
_____	_____ _____ _____	_____	_____
_____	_____ _____ _____	_____	_____
_____	_____ _____ _____	_____	_____
_____	_____ _____ _____	_____	_____
_____	_____ _____ _____	_____	_____

If you are filing for an Additional (not automatic) 3-Month Extension, complete only Part II and check this box

Note: Only complete Part II if you have already been granted an automatic 3-month extension on a previously filed Form 8868

If you are filing for an Automatic 3-Month Extension, complete only Part I (on page 1)

Part II Additional (not automatic) 3-Month Extension of Time - Must File Original and One Copy.

Form section with fields: Name of Exempt Organization (RICHARD & RHODA GOLDMAN FUND), Employer Identification number (94-6064502), Address (C/O SEILER & COMPANY, LLP- 1100 MARSHALL STREET, REDWOOD CITY, CA 94063)

Check type of return to be filed (File a separate application for each return)

Form section with checkboxes for Form 990, Form 990-EZ, Form 990-T, Form 1041-A, Form 5227, Form 8870, Form 990-BL, Form 990-PF, Form 990-T (trust other than above), Form 4720, Form 6069

STOP. Do not complete Part II if you were not already granted an automatic 3-month extension on a previously filed Form 8868

If the organization does not have an office or place of business in the United States, check this box... If this is for a Group Return, enter the organization's four digit Group Exemption Number (GEN)...

Form section with questions 4-8 regarding extension details: 4. I request an additional 3-month extension of time until NOVEMBER 15, 2002. 5. For calendar year 2001... 6. If this tax year is for less than 12 months, check reason... 7. State in detail why you need the extension... 8a. If this application is for Form 990-BL, 990-PF, 990-T, 4720, or 6069, enter the tentative tax, less any nonrefundable credits... \$ 350,000. 8b. If this application is for Form 990-PF, 990-T, 4720, or 6069, enter any refundable credits and estimated tax payments made... \$ 887,203. 8c. Balance Due... \$ NONE

Signature and Verification

Under penalties of perjury, I declare that I have examined this form including accompanying schedules and statements, and to the best of my knowledge and belief, it is true, correct, and complete, and that I am authorized to prepare this form

SEILER & COMPANY LLP
Certified Public Accountants 94-1624276
1100 MARSHALL STREET
REDWOOD CITY, CA 94063-2595

Signature: Norman M. Berkman, CPA Title: Date: AUG 12 2002

Notice to Applicant - To Be Completed by the IRS

Form section with checkboxes for IRS approval: We have approved this application... We have not approved this application... We cannot consider this application because it was filed after the due date...

Director By Date

Alternate Mailing Address - Enter the address if you want the copy of this application for an additional 3-month extension returned to an address different than the one entered above

Form section for alternate mailing address with fields: Name, Number and street, City or town, province or state, and country

Form 8868

(December 2000)

Application for Extension of Time To File an Exempt Organization Return

OMB No 1545-1709

Department of the Treasury
Internal Revenue Service

File a separate application for each return

- If you are filing for an Automatic 3-Month Extension, complete only Part I and check this box
- If you are filing for an Additional (not automatic) 3-Month Extension, complete only Part II (on page 2 of this form)

Note: Do not complete Part II unless you have already been granted an automatic 3-month extension on a previously filed Form 8868.

Part I Automatic 3-Month Extension of Time - Only submit original (no copies needed)

Note Form 990-T corporations requesting an automatic 6-month extension - check this box and complete Part I only

All other corporations (including Form 990-C filers) must use Form 7004 to request an extension of time to file income tax returns. Partnerships, REMICs and trusts must use Form 8736 to request an extension of time to file Form 1065, 1066, or 1041

Type or print File by the due date for filing your return. See instructions	Name of Exempt Organization	Employer identification number
	RICHARD & RHODA GOLDMAN FUND	94-6064502
	Number street, and room or suite no. If a P O box, see instructions	
	C/O SEILER & COMPANY, LLP-1100 MARSHALL STREET	
	City, town or post office state, and ZIP code For a foreign address see instructions	
	REDWOOD CITY, CA 94063	

Check type of return to be filed (file a separate application for each return)

- | | | |
|---|---|------------------------------------|
| <input type="checkbox"/> Form 990 | <input type="checkbox"/> Form 990-T (corporation) | <input type="checkbox"/> Form 4720 |
| <input type="checkbox"/> Form 990-BL | <input type="checkbox"/> Form 990-T(sec 401(a) or 408(a) trust) | <input type="checkbox"/> Form 5227 |
| <input type="checkbox"/> Form 990-EZ | <input type="checkbox"/> Form 990-T (trust other than above) | <input type="checkbox"/> Form 6069 |
| <input checked="" type="checkbox"/> Form 990-PF | <input type="checkbox"/> Form 1041-A | <input type="checkbox"/> Form 8870 |

- If the organization does not have an office or place of business in the United States, check this box
- If this is for a Group Return, enter the organization's four digit Group Exemption Number (GEN) _____ If this is for the whole group, check this box If it is for part of the group, check this box and attach a list with the names and EINs of all members the extension will cover

1 I request an automatic 3-month (6-month, for 990-T corporation) extension of time until AUGUST 15, 2002 to file the exempt organization return for the organization named above. The extension is for the organization's return for

- calendar year 2001 or
- tax year beginning _____, _____, and ending _____, _____

2 If this tax year is for less than 12 months check reason: Initial return Final return Change in accounting period

3a If this application is for Form 990-BL, 990-PF, 990-T, 4720 or 6069, enter the tentative tax, less any nonrefundable credits See instructions \$ 350,000

b If this application is for Form 990-PF or 990-T enter any refundable credits and estimated tax payments made. Include any prior year overpayment allowed as a credit \$ 887,203

c Balance Due Subtract line 3b from line 3a. Include your payment with this form, or, if required, deposit with FTD coupon or, if required, by using EFTPS (Electronic Federal Tax Payment System) See instructions \$ NONE

Signature and Verification

Under penalties of perjury I declare that I have examined this form including accompanying schedules and statements and to the best of my knowledge and belief it is true correct and complete and that I am authorized to prepare this form

Signature Norman S. Berkman, CPA Title SEILER & CO., Certified Public Accountants, S. 62 276 1100 MARSHALL STREET REDWOOD CITY, CA 94063-2595 Date MAY 13 2002

For Paperwork Reduction Act Notice, see Instruction

Form 8868 (12-2000)

RICHARD AND RHODA GOLDMAN FUND
94-6064502
YEAR ENDED DECEMBER 31, 2001

GAINS (LOSSES) - INVESTMENT SECURITIES

Description	How Acquired	Rate	Maturity	Date Acquired	Date Sold	Number of Shares or Par Value	Cost	Gross Sales Price	Gain (Loss)
1st Boston Agency Repo	Purchase			28 Dec-00	16-Jan-01	1 014 000	1 014 000 00	1 014 000 00	
1st Boston Agency Repo	Purchase			28 Dec-00	29 Mar-01	1 236 000	1 236 000 00	1 236 000 00	
1st Boston Agency Repo	Purchase			18-Sep-01	26 Sep-01	340 000	340 000 00	340 000 00	
1st Tenn Natl Corp Com	Purchase			07-Mar-01	17-Dec-01	300	9 667 86	10 727 84	1 059 78
5th 3rd Bancorp	Purchase			28-Jun-00	21 Dec-01	100	4,251 42	6 244 09	1 992 67
Abbott Laboratories	Purchase	5 625%	01-Jul-06	28-Jun-01	02 Nov-01	110 000	109 638 10	115 875 10	6,237 00
Abbott Labs	Purchase			11-Oct-00	24-May-01	6 400	320,381 44	326 109 43	5 727 99
Abbott Labs	Gift			17-Feb-96	08-Jul-01	1,440	30 892 50	68 610 11	37 717 61
Abbott Labs	Gift			28-Jun-96	10-Jul-01	1 310	28 499 05	62,447 97	33,948 92
Abbott Labs	Purchase			26-Sep-01	17-Dec-01	250	12 382 42	13,502 04	1,119 62
Abbott Labs	Purchase			28-Jun-00	21-Dec-01	100	4,223 88	5,680 11	1 456 23
Abercrombie & Fitch Co Cl A	Purchase			18-Jul 01	29 Aug-01	1,750	68 845 00	53 758 20	(15,086 80)
Abgenix Inc	Purchase			20-Mar 00	20-Mar-01	4 800	342,654 76	110,761 11	(231,893 65)
Abgenix Inc	Purchase			14-Apr-00	20-Mar-01	3,800	147,389 79	87,685 87	(59,703 92)
Acxlom Corp Com	Purchase			22-Nov-00	17 Apr-01	2 200	80,745 28	29,259 02	(51 486 26)
Adaptac Inc Com	Purchase			28-Jun-00	11-May-01	200	4 308 25	2 115 92	(2 192 33)
ADC Telecommunications Inc Com	Gift			27 May-99	16-Jul-01	1 560	29 034 80	9,856 84	(19,177 96)
Adobe Sys Inc Com	Purchase			29-Jun-00	21 Dec-01	100	6 369 75	3,146 19	(3,223 56)
Advanced Micro Devices Inc Com	Purchase			28-Jun-00	21 Dec-01	100	4 110 37	1 588 24	(2,522 13)
AES Corp	Purchase			24-Jun-98	20 Mar-01	7 300	179,044 00	361,537 96	182 493 96
AES Corp	Purchase			06-Aug-98	20-Mar-01	7 400	157 472 00	366,490 53	209 018 53
AES Corp	Purchase			22-Mar-99	20-Mar-01	10 600	207 680 50	524,972 92	317 292 42
AES Corp	Purchase			26-Apr 99	20-Mar-01	4 400	109 857 00	217,913 29	108 056 29
AES Corp	Purchase			15-Dec-99	20-Mar-01	7 400	229 622 00	366 490 53	138 868 53
AES Corp	Purchase			20-Sep-00	20-Mar-01	700	43 987 00	34,668 00	(9 299 00)
Aether Systems, Inc	Purchase			26-Jul-00	20-Mar-01	300	54 522 18	5,882 20	(48 839 98)
Aether Systems Inc	Purchase			01-Aug-00	20 Mar-01	2 100	357 854 55	39 775 41	(318 079 14)
Aether Systems Inc	Purchase			29-Dec-00	20-Mar-01	2 100	84 687 96	39 775 41	(44,912 55)
Aether Systems, Inc	Purchase			02-Jan-01	20-Mar-01	200	6,951 40	3 788 12	(3,163 28)
Affiliated Computer Svcs Inc Cl A Com	Purchase			07-Feb-01	07-Mar-01	1,200	79,212 00	77 782 96	(1,429 04)
Affiliated Computer Svcs Inc Cl A Com	Purchase			02-May 01	17-Dec-01	200	14 744 00	19 721 34	4,977 34
Affymetrix, Inc	Purchase			27-Jun-00	20-Mar-01	1 600	135,968 10	64 501 85	(71,466 25)
Affymetrix, Inc	Purchase			12-Jul-00	20-Mar-01	1,400	131,992 28	56 439 11	(75 553 17)
Aflac Inc Com	Gift			11-Nov-98	10-Jul-01	480	9 335 28	14,860 30	5,525 02
Agco Corp Com	Purchase			14-Nov-01	17-Dec-01	550	7,453 82	8 530 21	1,076 39
Agilent Technologies Inc Com	Purchase			01-Dec-00	23 May-01	2 600	140 244 52	98,707 00	(41 537 52)
Agricultural Resources Inc Com	Purchase			01 Aug-01	17-Dec-01	300	7,232 52	6,359 78	(872 74)
Air Prod & Chem Inc Com	Purchase			29-Jun-00	14 Feb-01	100	3 192 63	3 943 36	750 73
Air Products & Chemicals Inc	Purchase			02-Mar-00	27-Dec-01	4 000	102 831 60	190,288 45	87 456 85
Airborne Inc Com	Purchase			29-Aug-01	17-Dec-01	375	5,171 25	5 234 82	63 57
Albemarle Corp Com	Purchase			09-Aug-00	02-May-01	3 750	93,169 50	83 278 34	(9 891 16)
Albertson S Inc Com	Purchase			28-Mar-01	07 Sep-01	1 400	42,863 52	48 031 97	5 168 45
Albertson S Inc Com	Purchase			28-Mar-01	17-Dec-01	350	10,715 88	10 737 64	21 76
Albertson's Inc	Purchase	8 000%	01-May-31	28-Apr-01	04-May-01	780,000	779,555 40	794 320 80	14 765 40
Albertson's Inc	Purchase	8 000%	01-May-31	17-May-01	08-Jun-01	125 000	124 216 25	126 698 75	2 482 50
Alcoa Inc Com Stk	Purchase			30-Jan-01	17-Dec-01	250	8 790 97	9 284 69	493 72
Alcoa Inc Com Stk	Purchase			12-Nov-99	21-Dec-01	100	3,124 47	3 422 18	297 71
Alcoa Inc	Purchase	7 375%	01-Aug 10	17-Jul-00	05-Mar-01	270,000	267,845 40	293,117 40	25 272 00
Alcoa Inc	Purchase			22-Jul-92	23-Apr-01	11,200	99 470 00	438,879 55	339 409 55
Alcoa, Inc	Purchase			23-Feb-93	23-Apr-01	1 100	9,820 94	43,104 24	33 283 30
Allegheny Energy Inc Com	Gift			08-Dec-99	10-Jul-01	245	6 976 99	11,933 55	4,956 56
Allegheny Energy Inc Com	Purchase			08-Dec-99	17 Dec-01	200	5,685 66	6 811 77	1 126 11
Alleghy Technologies Inc Com	Purchase			28-Jun-00	21-Dec-01	100	1 863 25	1,577 24	(406 01)
Allergan Inc Com	Gift			12-Apr-00	10-Jul-01	130	7 027 80	10,550 44	3 522 64
Allergan Inc Com	Purchase			28-Jun-00	21 Dec-01	100	7 382 25	7,501 04	118 79
Allied Waste Inds Inc	Purchase			02 May-01	14-Nov-01	3,000	47,790 00	32,940 09	(14,849 91)
Allmerica Finl Corp Com	Purchase			11-Dec-00	11-Jan-01	1,000	71,261 80	61,582 84	(9 678 96)
Allstate Corp Com	Purchase			01-Mar-01	25-Jul-01	1 400	56,910 00	47 197 74	(9 712 26)
Allstate Corp Com	Purchase			01-Mar-01	25-Jul-01	600	24,390 00	20,021 33	(4 368 67)
Allstate Corp Com	Purchase			28-Jun-00	21-Dec-01	100	2,414 50	3 201 19	786 69
Allstate Corp	Purchase	5 375%	01-Dec-06	28-Nov-01	05-Dec-01	600,000	598 032 00	606,768 00	8,738 00
Alltel Corp	Purchase			09-May-01	22-Aug-01	1 100	59,851 11	62 091 71	2 240 60
Alltel Corp	Purchase			09-May-01	17-Dec-01	150	8 161 52	9 320 88	1,159 16
Alera Corp	Purchase			22-May-98	05-Jan-01	1 800	15,918 75	46,504 86	30 586 11
Alera Corp	Purchase			08-Sep-98	09-Jan-01	12,625	107 707 03	381,893 51	274,186 48
Alera Corp	Purchase			08-Sep-98	21-Feb-01	6,975	59,505 47	224 064 41	164,558 94
Alera Corp	Purchase			20-Jan-00	21-Feb-01	100	3 435 81	3,212 39	(223 22)
Alera Corp	Purchase			22-May-98	20-Mar-01	1,000	8 843 75	27,436 59	18,592 84
Alera Corp	Purchase			16-Jul-98	20-Mar-01	5,200	49,613 59	142,670 23	93 056 64
Alera Corp	Purchase			20-Jan-00	20-Mar-01	4,300	147 731 01	117,171 10	(30,559 91)
Alera Corp	Purchase			20-Sep-00	20-Mar-01	400	21 475 00	10,899 64	(10,575 36)

RICHARD AND RHODA GOLDMAN FUND
94-8064502
YEAR ENDED DECEMBER 31, 2001

GAINS (LOSSES) - INVESTMENT SECURITIES

Description	How Acquired	Rate	Maturity	Date Acquired	Date Sold	Number of Shares or Par Value	Cost	Gross Sales Price	Gain (Loss)
Atera Corp	Purchase			17-Oct-00	20-Mar-01	18,800	600,796.04	512,282.91	(88,513.13)
Atera Corp	Gift			29-Oct-99	10-Jul-01	1,390	34,708.56	38,351.88	3,643.32
Atera Corp	Purchase			28-Jun-00	21-Dec-01	100	5,077.06	2,151.22	(2,925.84)
Alza Corp	Purchase			07-Feb-01	07-Jun-01	1,400	57,105.18	69,983.86	12,878.50
Amazon Com Inc	Purchase			07-May-98	20-Mar-01	800	6,040.96	8,949.70	2,908.74
Amazon Com, Inc	Purchase			08 Oct 98	20-Mar-01	4,200	66,831.58	46,985.93	(19,845.65)
Amazon Com Inc	Purchase			08-May-00	20-Mar-01	2,300	131,242.89	25,730.39	(105,512.50)
Ambac Financial Group	Purchase			14-Jun-01	26 Oct-01	11,600	642,520.52	587,100.73	(55,419.79)
Ambac Fncl Group	Purchase			21-Dec-98	07-Feb-01	600	22,548.84	32,542.91	9,994.07
Ambac Fncl Group	Purchase			22-Dec-98	07 Feb-01	250	9,581.63	13,559.55	3,977.92
Ambac Fncl Group	Gift			24-Jul-97	10-Jul-01	308	8,622.58	18,060.51	9,437.95
Ambac Fncl Group	Gift			10-Sep-98	10-Jul-01	765	23,639.78	44,858.10	21,218.32
Ambac Fncl Group	Purchase			22-Dec-98	10-Oct-01	600	22,995.92	32,075.52	9,079.60
Ambac Fncl Group	Purchase			22-Dec-98	31-Oct-01	1,100	42,159.19	52,666.57	10,507.38
Ambac Fncl Group	Purchase			22-Dec-98	17-Dec-01	200	7,665.31	11,071.83	3,406.32
Ambac Fncl Group	Purchase			08-Dec-00	21-Dec-01	100	5,620.33	5,623.11	2.78
Ambac Inc	Purchase	9.375%	01-Aug-11	01-Feb-01	20-Jul-01	150,000	181,002.00	181,288.50	286.50
Amer Express Co Com	Gift			25-Oct 98	10-Jul-01	1,140	17,742.20	43,099.45	25,357.25
Amer Express Co Com	Purchase			24-Jan-01	30-Aug-01	6,800	313,930.18	247,334.26	(66,595.90)
Amer Express Co Com	Purchase			28-Jun-00	21-Dec-01	100	5,398.88	3,381.18	(2,017.70)
Amer Home Prod Corp Com	Purchase			28-Jun-00	09 Oct-01	100	5,725.58	5,886.80	161.24
Amer Home Prod Corp Com	Purchase			05 Dec-00	18-Dec-01	200	11,989.04	11,595.61	(393.43)
Amer Home Prod Corp Com	Purchase			28-Jun-00	21-Dec-01	100	5,725.58	6,176.09	450.53
Amer Intl Group Inc Com	Purchase			08-May-99	01 Mar-01	1,300	80,834.83	106,493.09	25,658.26
Amer Intl Group Inc Com	Purchase			28-Jun-00	16 Mar-01	100	7,959.00	7,796.74	(162.26)
Amer Intl Group Inc Com	Gift			06-May 99	10-Jul-01	1,042	64,792.23	88,164.42	23,372.19
Amer Intl Group Inc Com	Purchase			06-May-99	17 Dec-01	350	21,763.22	28,300.05	6,536.83
Amer Intl Group Inc Com	Purchase			06-May-99	18-Dec-01	150	9,327.09	12,152.59	2,825.50
Amer Intl Group Inc Com	Purchase			28-Jun-00	21-Dec-01	200	15,918.00	16,002.06	84.06
Amerada Hess Corp Com	Purchase			01-Feb-01	17-Dec-01	150	10,368.78	8,732.70	(1,636.08)
Amerada Hess Corp	Purchase	7.300%	15 Aug 31	04-Oct-01	20-Nov-01	75,000	74,538.75	78,189.50	1,650.75
Ameren Corp	Purchase			23-Jul-99	12 Sep-01	1,500	59,097.45	61,348.25	2,250.80
American Electric Power, Inc	Purchase			27-May-97	11 Sep-01	2,800	92,239.00	130,968.47	38,727.47
American Express Credit Corp Discount	Purchase		14-May 01	25-Apr-01	04-May-01	1,950,000	1,945,451.10	1,945,451.10	
American General Finance Coupon	Purchase		13 Nov-01	16 May-01	13 Nov-01	500,000	490,350.00	490,350.00	
American International Group Inc	Purchase			19 Sep-00	14-Jun-01	1,300	117,239.20	104,596.59	(12,642.61)
American International Group Inc	Gift			25-Oct 96	10-Jul-01	4,725	116,670.48	400,690.62	284,020.16
American International Group, Inc	Purchase			19-Sep-00	22 Oct-01	4,100	369,754.40	337,025.56	(32,728.84)
American Tower Corp	Purchase			22-Jul-98	20-Mar-01	6,800	174,999.50	156,054.79	(18,944.71)
American Tower Corp	Purchase			08-Oct-98	20-Mar-01	2,500	35,150.00	57,373.08	22,223.08
Americredit Corp Com	Purchase			11-Jan-01	17-Dec-01	200	5,995.50	5,311.82	(683.68)
Amerisourcebergen Corp Com	Purchase			31-Dec-98	28-Sep-01	750	24,434.06	50,855.80	26,421.74
Amerisourcebergen Corp Com	Purchase			31 Dec-98	17-Dec-01	100	3,257.88	5,941.80	2,683.92
Amerm Eagle Outfitters Inc	Purchase			18-Jul-01	29-Aug-01	1,800	72,000.00	45,646.47	(26,353.53)
Amerm Gen Corp	Gift			05-Sep-97	10-Jul-01	670	17,187.91	31,058.28	13,890.37
Amerm Std Cos Inc	Purchase			12-Jan-00	17-Dec-01	200	6,307.28	13,217.55	4,910.29
Amgen Inc Com	Purchase			07-Sep-01	17-Dec-01	200	12,811.96	11,049.63	(1,762.33)
Amgen Inc Com	Purchase			28-Jun-00	21-Dec-01	100	6,738.50	5,798.10	(940.40)
Amgen, Inc	Purchase			23-Jul 98	09-Feb-01	5,000	94,648.28	327,504.59	232,856.31
Amgen Inc	Gift			30-Jul-98	10-Jul-01	3,600	67,887.61	210,327.24	142,439.63
Amgen Inc	Gift			30-Jul-98	10-Jul-01	3,750	70,716.19	219,090.87	148,374.68
Amgen, Inc	Purchase			20-Oct-98	26-Nov-01	4,900	92,442.00	302,390.72	209,948.72
Amgen Inc	Purchase			20-Oct-98	14-Dec-01	5,500	104,787.23	356,789.13	252,001.90
AMR Corp Com	Gift			28-Jun-96	10-Jul-01	250	5,087.48	9,025.19	3,937.73
Amstel Funding Corp Discount	Purchase		11-May-01	05-Apr-01	11-May-01	1,500,000	1,492,500.00	1,492,500.00	
Amstel Funding Corp Discount	Purchase		03-Oct-01	02-Aug-01	26-Sep-01	1,000,000	993,900.00	993,900.00	
Anadarko Petro Corp Com	Purchase			15-Feb-00	21-Dec-01	100	2,467.56	5,361.12	2,893.56
Analog Devices Inc Com	Purchase			20-Feb-01	28-Nov-01	1,100	50,474.18	45,702.28	(4,771.90)
Analog Devices Inc Com	Purchase			20-Feb-01	17-Dec-01	200	9,177.12	9,081.69	(95.43)
Andrx Corp Andrx Group	Purchase			11-Dec-98	20-Mar-01	2,400	23,664.98	121,272.76	97,607.80
Andrx Corp Andrx Group	Purchase			13-Jan-99	20-Mar-01	4,800	57,979.65	242,545.51	184,565.86
Anheuser Busch Companies	Purchase	9.000%	01-Dec-09	23-Jan-01	26-Jun-01	250,000	298,525.00	297,200.00	675.00
Anheuser Busch Companies	Purchase	9.000%	01 Dec-09	19-Apr-01	26-Jun-01	80,000	94,516.40	95,104.00	585.60
Anheuser Busch Companies Inc	Purchase			24-Jan-01	17-Aug-01	4,800	184,230.00	196,569.38	12,339.38
Anheuser Busch Companies Inc	Purchase			08-Feb-01	17-Aug-01	1,300	55,324.49	55,552.21	227.72
Anheuser Busch Companies Inc	Purchase			08-Feb-01	14-Dec-01	4,800	204,275.04	206,250.58	1,975.52
Anheuser Busch Cos Inc Com	Purchase			11-May-00	10-Jan-01	2,000	78,517.80	80,325.72	1,807.92
Anheuser Busch Cos Inc Com	Purchase			15-Jun-00	10-Jan-01	1,100	44,511.28	44,179.14	(332.14)
Anheuser Busch Cos Inc Com	Gift			27-Jul-98	10-Jul-01	1,523	39,758.19	61,435.87	21,677.78
Anheuser Busch Cos Inc Com	Purchase			28-Jun-00	31-Aug-01	100	3,883.00	4,302.35	439.35
Anheuser Busch Cos Inc Com	Purchase			28-Jun-00	21-Dec-01	100	3,863.00	4,652.14	789.14

RICHARD AND RHODA GOLDMAN FUND
94-8064502
YEAR ENDED DECEMBER 31, 2001

GAINS (LOSSES) - INVESTMENT SECURITIES

Description	How Acquired	Rate	Maturity	Date Acquired	Date Sold	Number of Shares or Par Value	Cost	Gross Sales Price	Gain (Loss)
AOL Time Warner	Purchase			12-Oct-98	20-Mar-01	7 000	84 927 50	281 320 81	196 393 11
AOL Time Warner	Purchase			03-Dec 98	20-Mar-01	800	17,087 00	32,150 93	15 063 93
AOL Time Warner	Purchase			22-Oct-99	20-Mar-01	3 200	197 496 00	128 603 71	(68 892 29)
AOL Time Warner	Purchase			23 Feb-00	20-Mar-01	15 500	908 189 58	622,924 21	(283 265 37)
AOL Time Warner	Purchase			28-Jun-00	20-Mar-01	7 400	380 156 50	297,396 07	(82,760 43)
AOL Time Warner	Purchase			25-Sep-00	20-Mar-01	600	32 811 00	24 113 20	(8 697 80)
AOL Time Warner	Purchase			18 Oct-00	20-Mar-01	5 700	257 857 17	229 076 33	(28 781 84)
AOL Time Warner Inc Com	Gift			24-Sep-97	10-Jul-01	870	15,415 24	44 535 81	29,120 57
AOL Time Warner Inc Com	Gift			28 May 98	10-Jul-01	310	3 213 73	15 869 08	12 655 35
AOL Time Warner Inc Com	Purchase			18-Jun-99	07-Sep-01	1,200	55,804 64	39 784 43	(15,820 21)
AOL Time Warner Inc Com	Purchase			25-Aug-99	07-Sep-01	600	24 657 64	19 892 21	(4 765 43)
AOL Time Warner Inc Com	Purchase			25-Aug-99	17-Dec-01	700	28,767 25	23 281 22	(5,486 03)
AOL Time Warner Inc Com	Purchase			25-Aug-99	18 Dec-01	400	16 438 43	13 563 54	(2 874 89)
AOL Time Warner Inc Com	Purchase			28-Jun-00	21 Dec-01	400	19,950 53	12 952 76	(6 997 77)
AOL Time Warner Inc	Purchase	7 625%	15-Apr-31	30-Apr 99	14-Feb-01	9 100	422 157 49	427,552 87	5 395 38
AOL Time Warner Inc	Purchase	7 625%	15-Apr-31	19 Apr-01	25-Apr-01	325,000	319 809 75	320 105 50	295 75
AOL Time Warner Inc	Purchase	7 625%	15 Apr-31	19 Apr-01	01-May-01	400 000	393,612 00	401,540 00	7 928 00
AOL Time Warner, Inc	Purchase	7 625%	15-Apr-31	04-Jun-01	15-Oct-01	325 000	330 950 75	329 062 50	(1 888 25)
AOL Time Warner Inc	Purchase			30-Apr-99	01-Nov-01	3 800	176,285 55	120,379 22	(55 906 33)
AOL Time Warner Inc	Purchase			27-May 99	01-Nov-01	1 500	68,247 50	47,518 11	(20,729 39)
AOL Time Warner, Inc	Purchase	7 625%	15-Apr-31	04-Jun-01	19-Nov-01	100 000	101,831 00	109 337 00	7 506 00
AOL Time Warner Inc	Purchase			27 May 99	14-Dec-01	900	40 948 50	30,135 50	(10,813 00)
AOL Time Warner, Inc	Purchase			24-Aug-99	14-Dec-01	800	35 965 33	28 787 10	(9,178 23)
AOL Time Warner, Inc	Purchase	7 625%	15 Apr 31	04-Jun-01	21-Dec-01	100 000	101,831 00	102 457 00	626 00
AOL Time Warner Inc	Purchase	7 625%	15-Apr-31	08-Jun-01	21-Dec-01	100 000	101 312 00	102 457 00	1,145 00
Apache Corp Com	Purchase			27-Jul-00	18-Dec-01	250	12 250 00	12 107 09	(142 91)
Apollo Group Inc Cl A	Purchase			21 Mar-01	17-Dec-01	200	6 225 00	9,657 67	3,432 67
Apple Computer Inc Com	Purchase			29-Jun-00	21 Dec-01	100	5 222 83	2,101 22	(3,121 61)
Applied Biosystems Group	Purchase			06-Apr-00	23 Mar-01	4,400	485,039 28	100 409 62	(384 629 66)
Applied Biosystems Group	Purchase			01 May 00	23 Mar-01	3 000	193,285 70	68 461 11	(124,804 59)
Applied Biosystems Group	Purchase			09-Jun-00	23-Mar-01	3,400	237,857 54	77 589 24	(160 268 30)
Applied Materials Inc Com	Purchase			02-Mar-00	28-Nov-01	400	36,626 34	16,408 09	(20 218 25)
Applied Materials Inc Com	Purchase			02 Mar-00	17-Dec-01	200	18,313 17	8,427 71	(9,885 46)
Applied Materials Inc Com	Purchase			28-Jun-00	21-Dec-01	100	8,816 63	3 998 16	(4 818 47)
Applied Micro Circuits Corp	Purchase			23 Nov-99	26-Jan-01	1,400	29,871 17	101,127 86	71 256 69
Applied Micro Circuits Corp	Purchase			23-Nov 99	02 Mar-01	1 400	29 871 17	40 578 77	10,707 60
Applied Micro Circuits Corp	Purchase			25-Oct-00	02-Mar-01	1 600	121 978 08	46 375 73	(75 602 35)
Applied Micro Circuits Corp	Purchase			27 Dec-00	20-Mar-01	10,100	736,735 41	254 385 27	(482,350 14)
Applied Micro Circuits Corp	Purchase			2/14	20-Mar-01	13,800	594 694 44	347,575 91	(247,118 53)
Arbitron Inc	Purchase			28-Jun-00	30-Mar-01	100	2 423 88	1 848 94	(574 94)
Arbitron Inc	Purchase			29-Jun-00	30-Mar-01	200	4,814 50	3,697 87	(1 116 63)
Archer Daniels Midland Co	Purchase			21-Jan-98	26-Sep-01	1	15 29	10 34	(4 95)
Archer Daniels Midland Co	Purchase			21-Jan-98	17-Dec-01	5 400	97,156 05	81,580 47	(15 575 58)
Archer-daniels-midland Co Com	Purchase			10-Jan-01	09-May-01	6,900	99,886 37	87,520 81	(12 165 56)
Archer-daniels-midland Co Com	Purchase			28 Nov-01	17 Dec-01	550	8,411 04	8,205 72	(205 32)
Archer-daniels midland Co Com	Purchase			28-Jun-00	21-Dec-01	100	913 61	1 427 25	513 64
Ariba Inc	Purchase			22-Jun-99	20-Mar-01	400	2,300 00	5,138 35	2,838 35
Ariba, Inc	Purchase			27-Jul 99	20-Mar-01	6 000	155 948 07	77,075 25	(78,872 82)
Ariba Inc	Purchase			12 Aug 99	20-Mar-01	2,800	73,448 44	35 968 42	(37,480 02)
Aristar Inc	Purchase	6 000%	01 Aug-01	07/28/98	08/01/01	880,000	878,488 80	880,000 00	1,531 20
Arizona Public Service	Purchase	6 375%	15-Oct-11	02-Oct-01	20-Nov-01	375 000	373,755 00	372,378 75	(1,376 25)
Arrow Electr Inc Com	Purchase			24-Jan-01	18-Jul-01	2,050	67 773 00	49,923 82	(17,849 38)
Artisan Components, Inc	Purchase			01-Sep-98	05-Jul-01	1,604	2,479 78	14,034 53	11,554 75
Ashland Inc Com	Purchase			01 Feb-01	01 Aug-01	1 200	44,735 28	47,170 42	2 435 14
Ashland Inc Com	Purchase			01-Feb-01	08-Aug-01	200	7,455 88	7,942 51	486 63
Ashland Inc Com	Purchase			02-Feb-01	08-Aug-01	1,500	57,239 70	59,568 88	2,329 18
Ashland Inc Com	Purchase			07-Feb-01	08-Aug-01	1,200	47,457 96	47 655 09	197 13
Assoc Corp N Amer	Purchase	5 750%	01-Nov-03	03/09/00	01/19/01	270 000	258 477 86	268,771 50	10 293 64
Associates Corp	Purchase	5 750%	01-Nov-03	09-Mar-00	22-May-01	325,000	312 434 83	327,128 75	14 693 82
Assocd Banc-corp Com	Purchase			24-Jan-01	17-Dec-01	300	9,893 75	10 475 65	781 90
At & T Corp Com Stk	Purchase			28-Jun-00	16-Mar-01	100	3 236 38	2,288 92	(949 46)
At & T Corp Com Stk	Purchase			28-Jun-00	29-May-01	700	22,854 66	14 524 51	(8,130 15)
At & T Corp Com Stk	Purchase			28-Jun-00	21-Dec-01	200	5 028 75	3,672 47	(1,354 28)
AT&T Corp	Purchase	6 500%	15-Mar-29	08-Jan-01	11-Jan-01	1 000,000	841 440 00	842,320 00	880 00
AT&T Corp	Purchase	7 300%	15-Nov-11	15-Nov-01	18-Nov-01	350 000	348 785 50	348 785 50	
AT&T Corp	Purchase	6 500%	15-Mar-03	27-Apr-01	21-Dec-01	345,000	288 056 75	301,892 25	15,835 50
AT&T Corp	Purchase	6 500%	15-Mar-29	17-May-01	21-Dec-01	155 000	131,926 70	135,632 75	3 706 05
AT&T Corp	Purchase	6 500%	15-Mar 29	27-Nov-01	28-Dec-01	235,000	201,279 85	204 487 60	3,207 75
AT&T Wireless Services Inc	Purchase			16-Mar-01	18-Jul-01	8 045	129,206 18	131 927 21	2 721 03
AT&T Wireless Services, Inc	Purchase			17-Apr-01	18-Jul-01	4 023	60,545 87	65,971 80	5 425 93
AT&T Wireless Services Inc	Purchase			15-May-01	18-Jul-01	965	14,467 88	15,824 71	1 356 83

RICHARD AND RHODA GOLDMAN FUND

04-6064502

YEAR ENDED DECEMBER 31, 2001

GAINS (LOSSES) - INVESTMENT SECURITIES

Description	How Acquired	Rate	Maturity	Date Acquired	Date Sold	Number of Shares or Par Value	Cost	Gross Sales Price	Gain (Loss)
AT&T Wireless Services Inc	Purchase			31-May-01	18-Jul-01	5,310	76,811.43	87,078.86	10,265.43
AT&T Wireless Svcs Inc Com	Purchase			28-Jun-00	17-Jul-01	0	1.35	0.98	(0.37)
AT&T Wireless Svcs Inc Com	Purchase			22-Aug-01	17-Dec-01	700	11,487.00	9,491.68	(1,995.32)
AT&T Wireless Svcs Inc Com	Purchase			28-Jun-00	21-Dec-01	200	4,493.52	2,678.51	(1,815.01)
Atmel Corp Com	Purchase			22-Sep-99	23-May-01	2,500	23,671.88	32,225.17	8,553.29
Atmel Corp Com	Purchase			12-Apr-00	23-May-01	2,200	58,359.73	28,358.15	(30,001.58)
Atmel Corp Com	Purchase			11-Dec-00	23-May-01	1,200	16,895.28	15,488.09	(1,427.19)
Atmel Corp Com	Purchase			11-Dec-00	07-Jun-01	4,600	64,765.24	54,124.56	(10,640.68)
Atmel Corp Com	Purchase			10-Jan-01	07-Jun-01	5,900	85,322.26	69,420.82	(15,901.44)
Atmel Corp Com	Purchase			11-Jul-01	22-Aug-01	8,100	88,735.50	71,672.89	(17,062.61)
Atmos Energy Corp	Purchase	7.375%	15-May-11	15-May-01	16-Jul-01	325,000	324,805.00	332,247.50	7,442.50
Auto Data Processing Inc Com	Purchase			28-Jun-00	21-Dec-01	100	5,230.13	5,974.10	743.97
Auto Data Processing Inc	Purchase			28-Apr-01	14-Dec-01	2,500	135,777.25	145,507.64	9,730.39
Automation Inc	Purchase			07-Jun-01	17-Dec-01	600	6,536.04	6,947.76	411.72
Autozone Inc Com	Purchase			28-Jun-00	06-Feb-01	100	2,455.13	2,510.91	55.78
Avnet Inc Com	Purchase			07-Mar-01	17-Dec-01	350	9,866.03	8,823.20	(1,042.83)
Avon Prod Inc Com	Purchase			28-Jun-00	21-Dec-01	100	4,163.50	4,680.14	516.64
Axa	Purchase	8.600%	15-Dec-30	08-Dec-00	22-Jan-01	150,000	149,568.00	158,025.00	8,457.00
Axa	Purchase	8.600%	15-Dec-30	13-Mar-01	06-Apr-01	315,000	340,905.60	338,984.10	(1,921.50)
Axa	Purchase	8.600%	15-Dec-30	13-Mar-01	08-May-01	310,000	335,494.40	343,145.20	7,650.80
Axa Sa	Purchase	8.600%	15-Dec-30	12/08/00	01/17/01	250,000	249,280.00	263,375.00	14,095.00
Axa Sa	Purchase	8.600%	15-Dec-30	03/13/01	04/03/01	500,000	541,120.00	538,070.00	(3,050.00)
Axa Sa	Purchase	8.600%	15-Dec-30	03/13/01	05/03/01	500,000	541,120.00	553,460.00	12,340.00
Axa Sa	Purchase	8.600%	15-Dec-30	07/16/01	10/09/01	970,000	1,082,655.80	1,074,352.60	(8,303.20)
Axcelis Technologies Inc	Purchase			29-Jun-00	10-Jan-01	117	893.85	1,027.92	134.07
Axcelis Technologies Inc	Purchase			29-Jun-00	11-Jan-01	1	6.88	7.33	0.45
Baker Hughes Inc Com	Purchase			28-Jun-00	28-Feb-01	100	3,245.75	3,918.36	672.61
Baker Hughes Inc Com	Purchase			04-Aug-00	18-Nov-01	4,600	168,299.74	140,524.38	(27,775.36)
Baker Hughes Inc Com	Purchase			19-Dec-00	16-Nov-01	3,300	136,178.13	100,810.97	(35,367.16)
Baker Hughes Inc Com	Purchase			28-Nov-01	17-Dec-01	300	9,767.67	10,367.65	599.98
Baker Hughes Inc Com	Purchase			28-Jun-00	21-Dec-01	100	3,245.75	3,535.18	289.43
Ball Corp Com	Gift			26-Jan-00	10-Jul-01	188	7,122.81	6,771.78	(351.03)
Ball Corp Com	Purchase			13-Apr-00	14-Nov-01	550	20,253.64	35,879.79	15,726.15
Ball Corp Com	Purchase			13-Apr-00	17-Dec-01	150	5,523.72	10,013.66	4,489.94
Banc Amer Coml Mig Inc	Purchase	7.197%	15-Sep-32	03/15/01	05/30/01	210,000	223,280.86	216,611.72	(6,669.14)
Bank 1 Cap	Purchase	8.750%	01-Sep-30	02/02/01	02/02/01	500,000	526,495.00	532,060.00	5,565.00
Bank 1 Corp	Purchase	6.500%	01-Feb-06	23-Jan-01	11-Jul-01	485,000	484,364.65	494,016.15	9,651.50
Bank 1 Corp	Purchase	6.500%	01-Feb-06	29-Jan-01	11-Jul-01	195,000	195,154.05	198,625.05	3,471.00
Bank N y Co Inc Com	Purchase			28-Jun-00	28-Feb-01	100	4,813.50	5,176.32	362.82
Bank N Y Co Inc Com	Gift			08-Apr-97	01-Aug-01	800	14,482.71	35,655.69	21,172.98
Bank N Y Co Inc Com	Purchase			11-Jun-98	01-Aug-01	5,600	170,902.20	249,589.82	78,687.62
Bank N Y Co Inc Com	Purchase			12-Jun-98	01-Aug-01	1,000	30,255.85	44,569.61	14,313.76
Bank N Y Co Inc Com	Purchase			27-Jan-99	01-Aug-01	400	13,499.00	17,827.85	4,328.85
Bank of America	Purchase	7.800%	15-Feb-10	26-Sep-00	10-Jan-01	250,000	256,237.50	283,610.00	27,372.50
Bank of America Corp Com	Gift			17-Feb-96	10-Jul-01	840	24,153.33	48,962.30	24,808.97
Bank of America Corp Com	Gift			16-Sep-97	28-Nov-01	1	56.94	62.51	5.57
Bank of America Corp Com	Purchase			01-Feb-01	28-Nov-01	599	32,301.13	37,448.31	5,147.18
Bank of America Corp Com	Purchase			01-Feb-01	13-Dec-01	1,000	53,925.10	61,862.13	7,937.03
Bank of America Corp Com	Purchase			01-Feb-01	17-Dec-01	300	16,177.53	18,467.38	2,289.85
Bank of America Corp	Purchase	7.400%	15-Jan-11	17-Jan-01	26-Mar-01	250,000	248,740.00	264,277.50	15,537.50
Bank of America Corp	Purchase			12-Jan-94	07-Aug-01	3,000	62,898.83	190,963.63	128,064.80
Bank of America Corp	Purchase			12-Jan-94	02-Oct-01	168	3,506.96	9,259.29	5,752.33
Bank of America Corp	Purchase			28-Mar-94	02-Oct-01	2,832	51,528.97	158,085.06	106,556.09
Bank One Capital III	Purchase	8.750%	01-Sep-30	06-Dec-00	24-Jan-01	75,000	72,674.25	75,138.75	2,464.50
Bank One Capital III	Purchase	8.750%	01-Sep-30	06-Dec-00	14-Feb-01	175,000	169,573.25	187,066.25	17,493.00
Bank One Corp Com	Purchase			28-Jun-00	21-Dec-01	100	2,858.57	3,888.17	1,029.60
BankAmerica Corp	Purchase	7.875%	16-May-05	02-Nov-00	17-Jan-01	575,000	592,085.95	605,498.00	13,412.05
Banknorth Group Inc	Purchase			01-Aug-01	17-Dec-01	300	6,948.00	6,524.78	(423.22)
Barclays DZW Sec Agency Repo	Purchase			10-Nov-00	16-Jan-01	80,000	80,000.00	80,000.00	0.00
Barclays DZW Sec Agency Repo	Purchase			28-Dec-00	18-Jan-01	1,948,000	1,948,000.00	1,948,000.00	0.00
Barclays DZW Sec Agency Repo	Purchase			28-Dec-00	01-Feb-01	222,000	222,000.00	222,000.00	0.00
Barclays DZW Sec Agency Repo	Purchase			16-Jan-01	01-Feb-01	178,000	178,000.00	178,000.00	0.00
Barclays DZW Sec Agency Repo	Purchase			16-Jan-01	29-Mar-01	636,000	636,000.00	636,000.00	0.00
Barclays DZW Sec Agency Repo	Purchase			30-Jan-01	29-Mar-01	125,000	125,000.00	125,000.00	0.00
Barclays DZW Sec Agency Repo	Purchase			09-Feb-01	29-Mar-01	700,000	700,000.00	700,000.00	0.00
Barr Labs Inc Com	Purchase			31-Oct-01	17-Dec-01	100	7,441.00	7,870.74	429.74
Barr Labs Inc Com	Purchase			31-Oct-01	19-Dec-01	800	59,528.00	61,951.53	2,423.53
Barrick Gold Corp	Purchase			28-Jun-00	21-Dec-01	100	1,780.13	1,627.24	(152.89)
Bausch & Lomb Inc Com	Purchase			22-Nov-00	11-Jan-01	2,875	122,180.31	105,897.09	(16,283.22)
Bausch & Lomb, Inc	Purchase			06-Nov-96	24-Dec-01	5,800	198,965.00	204,107.36	5,142.36
Baxter Intl Inc Com	Purchase			27-Jul-98	01-Jun-01	1,700	48,648.80	85,228.86	36,580.06

RICHARD AND RHODA GOLDMAN FUND
94-8064502
YEAR ENDED DECEMBER 31, 2001

GAINS (LOSSES) - INVESTMENT SECURITIES

Description	How Acquired	Rate	Maturity	Date Acquired	Date Sold	Number of Shares or Par Value	Cost	Gross Sales Price	Gain (Loss)
Baxter Intl Inc Com	Purchase			28-Jul-98	01-Jun-01	1,800	49,788.12	90,242.33	40,454.21
Baxter Intl Inc Com	Purchase			22-Oct-98	01-Jun-01	2,400	66,814.58	120,323.10	53,508.52
Baxter Intl Inc Com	Purchase			27-Jan-99	01-Jun-01	600	18,960.48	30,080.78	11,120.30
Baxter Intl Inc Com	Purchase			28-May-99	01-Jun-01	100	3,028.65	5,013.46	1,984.81
Baxter Intl Inc Com	Purchase			26-May-99	26-Sep-01	1,400	42,401.08	71,929.60	29,528.52
Baxter Intl Inc Com	Purchase			28-Jun-00	09-Oct-01	100	3,576.00	5,332.82	1,756.82
Baxter Intl Inc Com	Purchase			26-May-99	24-Oct-01	1,100	33,315.13	55,759.23	22,444.10
Baxter Intl Inc Com	Purchase			26-May-99	24-Oct-01	100	3,028.65	5,191.82	2,163.17
Baxter Intl Inc Com	Purchase			08-Mar-00	24-Oct-01	400	10,469.08	20,278.08	9,807.00
Baxter Intl Inc Com	Purchase			08-Mar-00	18-Dec-01	250	6,543.17	12,779.57	6,236.40
Bea Sys Inc Com	Purchase			08-Sep-00	22-Aug-01	2,700	172,552.14	42,452.84	(130,099.30)
BEA Systems, Inc	Purchase			22-Nov-00	20-Mar-01	22,500	1,592,828.13	741,069.04	(851,759.09)
Bear Stearns Co , Inc	Purchase	7.800%	15-Aug-07	10-Aug-00	16-Feb-01	250,000	249,665.00	263,877.50	14,212.50
Bear Stearns Co Inc	Purchase	7.800%	15-Aug-07	26-Jan-01	16-Feb-01	300,000	310,554.00	316,653.00	6,099.00
Bear Stearns Co Inc	Purchase	6.500%	01-May-06	20-Apr-01	22-Oct-01	100,000	99,965.00	104,635.00	4,670.00
Bear Stearns Cos Inc	Purchase	7.625%	07-Dec-09	12/01/99	02/12/01	950,000	947,501.50	994,764.00	47,262.50
Bear Stearns Cos Inc Com	Purchase			24-Jan-01	07-Mar-01	925	55,902.38	48,816.54	(7,085.84)
Bear Stearns Cos Inc Com	Gift			11-Aug-99	10-Jul-01	184	6,882.95	10,728.88	3,865.73
Bear Stearns Cos Inc Com	Purchase			11-Jul-01	17-Dec-01	150	8,443.47	8,551.21	107.74
Beckman Coulter Inc Com	Gift			08-Dec-99	18-Jul-01	630	15,073.54	28,008.88	12,935.32
Beckman Coulter Inc Com	Purchase			11-Jan-01	18-Jul-01	1,070	40,635.93	47,570.61	6,934.68
Beckman Coulter Inc Com	Purchase			11-Jan-01	26-Sep-01	900	34,179.75	37,192.42	3,012.67
Beckman Coulter Inc Com	Purchase			11-Jan-01	17-Dec-01	275	10,443.81	11,813.60	1,369.79
Beckman Coulter Inc Com	Purchase			11-Jan-01	17-Dec-01	300	11,393.25	12,887.57	1,494.32
Becton Dickinson & Co	Purchase			15-Jul-99	13-Sep-01	4,000	113,770.80	141,013.69	27,242.89
Bed Bath Beyond Inc Com	Purchase			28-Jun-00	21-Dec-01	100	1,770.81	3,236.19	1,465.38
Bed Bath & Beyond, Inc	Purchase			24-Aug-95	20-Mar-01	9,000	29,953.12	239,054.53	209,101.41
Bed Bath & Beyond Inc	Purchase			20-Dec-95	20-Mar-01	5,600	23,275.00	150,738.17	127,463.17
Bed Bath & Beyond Inc	Purchase			31-Dec-98	20-Mar-01	3,600	61,385.15	85,621.81	34,256.66
Belden Inc Com	Purchase			10-Mar-99	02-May-01	200	3,577.00	4,711.84	1,134.84
Belden Inc Com	Purchase			11-Mar-99	02-May-01	1,850	33,738.45	43,584.54	9,846.09
Belden Inc Com	Gift			09-Apr-99	10-Jul-01	645	10,640.50	15,582.67	4,942.17
Bellsouth Cap Fdg Corp	Purchase	7.875%	15-Feb-30	04/04/01	04/04/01	500,000	535,860.00	536,805.00	1,145.00
Bellsouth Cap Fdg Corp	Purchase	7.875%	15-Feb-30	04/04/01	05/31/01	475,000	508,877.00	509,779.50	902.50
Bellsouth Capital Funding	Purchase	7.875%	15-Feb-30	04-Apr-01	29-May-01	215,000	230,333.80	228,600.90	(1,732.90)
Bellsouth Capital Funding	Purchase	7.875%	15-Feb-30	04-Apr-01	05-Jun-01	295,000	316,039.40	316,599.90	560.50
Bellsouth Corp	Purchase	6.875%	15-Oct-31	10/22/01	10/25/01	240,000	238,440.00	241,495.20	3,055.20
Bellsouth Corp	Gift			28-Jun-96	10-Jul-01	1,320	27,974.10	52,604.46	24,630.36
Bellsouth Corp	Purchase			29-Jun-00	31-Aug-01	100	4,432.25	3,728.37	(703.88)
Bellsouth Corp	Purchase			29-Jun-00	21-Dec-01	100	4,432.25	3,851.17	(581.08)
Berkshire Hathaway Cl A	Gift			26-Jan-99	06-Jul-01	1	38,290.18	70,497.62	32,207.44
Berkshire Hathaway Cl B	Gift			17-Feb-98	06-Jul-01	2	3,403.57	4,699.78	1,296.21
Big Lots Inc Com	Purchase				14-Sep-01			2.00	2.00
Bills Security Ltd Discount	Purchase		12-Sep-01	11-Jun-01	12-Sep-01	1,000,000	990,340.00	990,340.00	
BJ Services	Gift			22-Jul-99	06-Jul-01	150	4,074.68	4,048.36	(26.32)
BJ Svcs Co Com	Purchase			08-Dec-99	07-Mar-01	850	28,911.90	70,241.65	41,329.75
BJ Svcs Co Com	Purchase			08-Dec-99	10-Jul-01	155	2,636.09	3,922.91	1,286.82
BJ Svcs Co Com	Purchase			08-Dec-99	28-Nov-01	1,695	28,826.86	47,160.78	18,333.92
BJ Svcs Co Com	Purchase			26-Jan-00	28-Nov-01	155	7,310.58	4,312.64	(2,997.94)
BJ Svcs Co Com	Purchase			22-May-01	28-Nov-01	2,150	65,204.93	59,820.48	(5,384.47)
BJ Svcs Co Com	Purchase			22-May-01	05-Dec-01	1,050	41,611.71	32,821.90	(8,789.81)
BJ Svcs Co Com	Purchase			23-May-01	05-Dec-01	800	31,270.38	25,007.16	(6,263.20)
BJ Svcs Co Com	Purchase			26-Sep-01	05-Dec-01	2,550	40,374.66	79,710.34	39,335.68
BJS Whsl Club Inc	Gift			27-Aug-99	10-Jul-01	335	9,912.79	18,209.99	8,297.20
Bk Amer Corp Com	Purchase			29-Apr-99	15-Jun-01	100	5,212.48	5,802.86	590.38
Bk Amer Corp Com	Purchase			29-Apr-99	21-Dec-01	200	10,424.95	12,322.18	1,897.23
Black & Decker Corp Com	Purchase			28-Jun-00	21-Dec-01	100	3,657.25	3,698.17	40.92
Block H & R Inc Com	Purchase			29-Aug-01	17-Dec-01	200	7,618.00	8,037.73	419.73
Block H & R Inc Com	Purchase			28-Jun-00	21-Dec-01	100	1,828.63	4,261.15	2,632.52
Boeing Co Com	Purchase			28-Jun-00	16-Mar-01	100	4,130.13	5,371.82	1,241.69
Boeing Co Com	Purchase			01-Nov-00	17-Dec-01	150	9,968.31	5,596.31	(4,372.00)
Boeing Co Com	Purchase			26-Jun-00	21-Dec-01	100	4,130.13	3,865.17	(264.96)
Boise Cascade Corp Com	Purchase			01-Feb-01	25-Oct-01	600	20,001.72	18,291.46	(1,710.26)
Boise Cascade Corp Com	Purchase			01-Feb-01	26-Oct-01	1,900	63,338.78	57,798.92	(5,539.86)
Boise Cascade Corp Com	Purchase			02-Feb-01	26-Oct-01	1,300	43,212.26	39,548.63	(3,663.63)
Boise Cascade Corp Com	Purchase			02-Feb-01	29-Oct-01	200	6,648.04	5,957.98	(690.06)
Borders Group Inc	Purchase			07-Jun-01	17-Dec-01	350	6,664.00	6,530.78	(133.22)
BP Amoco	Gift			10-Feb-00	10-Jul-01	2,400	16,231.49	18,859.00	2,627.51
Brinker Intl Inc Com	Gift			30-Jun-99	10-Jul-01	488	8,945.20	12,155.67	3,210.47
Brinker Intl Inc Com	Purchase			30-Jun-99	17-Dec-01	250	4,587.28	7,082.26	2,494.98
Bristol Myers Squibb Co	Purchase	5.750%	01-Oct-11	09/25/01	11/29/01	980,000	978,236.80	982,822.40	6,585.60

RICHARD AND RHODA GOLDMAN FUND
84-8064502
YEAR ENDED DECEMBER 31, 2001

GAINS (LOSSES) - INVESTMENT SECURITIES

Description	How Acquired	Rate	Maturity	Date Acquired	Date Sold	Number of Shares or Par Value	Cost	Gross Sales Price	Gain (Loss)
Bristol Myers Squibb Co Com	Purchase			01-Dec-00	28 Mar 01	1 800	121 605 12	105,258 32	(16 346 80)
Bristol Myers Squibb Co Com	Gift			28-Jun-96	10-Jul-01	1 760	39 604 40	94 781 63	55 177 23
Bristol Myers Squibb Co Com	Purchase			01-Dec-00	17-Dec-01	300	19 290 16	15,107 49	(4 182 67)
Bristol Myers Squibb Co Com	Purchase			28-Jun-00	21-Dec-01	200	10,741 05	10,582 24	(158 81)
Bristol Myers Squibb Co	Purchase			15-Sep-99	31-Aug-01	1 900	139 190 73	107 013 16	(32 177 57)
Bristol Myers Squibb Co	Purchase			27-Jan-00	31-Aug-01	1,850	103,198 89	104 197 01	1 000 32
Bristol Myers Squibb Co	Purchase			27-Jan-00	14-Dec-01	1 600	95 056 33	79,868 21	(15 188 12)
Bristol-Myers Squibb	Purchase	4 750%	01-Oct-06	25-Sep-01	04-Dec-01	500,000	498 875 00	498,920 00	245 00
Bristol-Myers Squibb	Purchase	4 750%	01-Oct-06	25-Sep-01	19-Dec-01	175,000	174 536 25	172,880 75	(1,655 50)
Brit Telecommunications Plc	Purchase	8 625%	15-Dec-30	01/11/01	02/14/01	600 000	633 072 00	618,780 00	(14,292 00)
British Telecom Plc	Purchase	8 125%	15-Dec-10	05-Dec-00	24-Jan-01	100 000	102 423 00	107 275 00	4 852 00
British Telecom Plc	Purchase	8 125%	15-Dec-10	05-Dec-00	14-Feb-01	100 000	149,755 50	156,202 50	6,447 00
British Telecom Plc	Purchase	8 125%	15-Dec-10	05-Dec-00	16-Feb-01	100,000	97,251 00	103,501 00	6 250 00
British Telecom Plc	Purchase	8 125%	15-Dec-10	18-Dec-00	16-Feb-01	100,000	102,423 00	103,501 00	1 078 00
British Telecom Plc	Purchase	8 125%	15-Dec-10	18-Dec-00	20-Feb-01	100 000	102 423 00	103,130 00	707 00
Broadvision Inc Com	Purchase			03 Nov-00	31-Aug-01	500	654 97	654 97	(17,184 78)
Broadvision, Inc	Purchase			20-Sep-00	20-Mar-01	22 205	769 927 08	126 351 12	(643,575 96)
Broadvision, Inc	Purchase			10-Oct-00	20-Mar-01	16 250	365 828 13	92,465 92	(273 362 21)
Broadvision, Inc	Purchase			04-Jan-01	20 Mar-01	14,930	182,758 13	84 954 83	(97,803 30)
Broadwing Inc	Purchase			07-Feb-01	31-Oct-01	2 800	67,368 00	26 431 11	(40 936 89)
Brunswick Corp Com	Purchase			03-Feb-99	01-Feb-01	2,400	56,799 12	45,972 14	(10,826 98)
Brunswick Corp Com	Purchase			22 Jan-99	02 Feb-01	2 200	58 125 74	41,935 22	(14,190 52)
Brunswick Corp Com	Purchase			03-Feb-99	02-Feb-01	200	4 733 26	3,812 29	(920 97)
Bttn Scientific Corp Com	Purchase			28-Jun-00	21-Dec-01	100	2,126 00	2 481 21	355 21
Burl Northn Santa Fe Corp Com	Purchase				03 Apr-01			8 00	8 00
Burl Northn Santa Fe Corp Com	Purchase			28-Jun-00	21-Dec-01	100	2 213 50	2,851 20	637 70
Burlington Resources Inc	Purchase	6 875%	15 Feb-26	06-Jul-00	07-Nov-01	185,000	162,622 40	176,393 80	13 771 40
C H Robinson Worldwide Inc Com	Purchase			09-Aug-00	17-Dec 01	150	4,307 81	4,019 86	(287 95)
Cablevision System Corp Cl A	Purchase			19-Jun-97	20-Mar-01	7,400	86 487 98	618 624 54	532 136 56
Cadence Design Sys Inc Com	Purchase			29-Aug-01	17-Dec-01	350	7 913 50	7,888 73	(24 77)
Cal Dive International	Gift			15-Oct 99	09-Jul-01	1,610	23,948 75	34,968 03	11 019 28
Callaway Golf Co Com	Purchase			07-Feb-01	22-Jun-01	3,250	71 922 50	47,968 39	(23,954 11)
Calpine Corp	Gift			10-Feb-98	04-Jun-01	5 160	10 531 00	225 639 26	215 108 26
Calpine Corp	Gift			16-Mar-00	09-Jul-01	600	15,457 25	25,805 13	10,347 88
Canadian Pacific Ltd	Purchase			02 Dec-92	29-May-01	4,000	45,160 00	168,779 89	123 619 89
Canadian Pacific Ltd	Purchase			05 Feb-93	29-May-01	2 600	33,878 00	109 706 80	75 828 80
Canadian Pacific Ltd	Purchase			05-Feb-93	06-Jun-01	2 500	32,575 00	104,477 76	71,902 76
Cap 1 FncI Com	Gift			04-Feb-98	10-Jul-01	290	6 292 49	17,271 82	10,979 33
Cardinal Hlth Inc	Purchase			01-Feb-01	22-May-01	1 650	105 533 78	112 008 82	6 475 04
Cardinal Hlth Inc	Purchase			28-Jun-01	17-Dec-01	200	13,905 62	13 129 58	(776 06)
Carnival Corp Com	Gift			28-Jun-96	04-Jan-01	3,195	48 425 50	98,837 62	52,412 12
Carnival Corp Com	Gift			13 Nov-96	04-Jan-01	2 405	35,478 67	74,420 59	38,940 92
Carnival Corp Com	Gift			13-Nov-96	24-Jan-01	678	9 966 28	22,851 48	12,885 20
Carnival Corp Com	Gift			19-Dec-96	24-Jan-01	1,724	27 933 95	58,316 45	30 382 50
Carnival Corp Com	Purchase			27-Jan-99	24-Jan-01	400	17,874 00	13 527 98	(4 346 02)
Carnival Corp Com	Purchase			28-Apr-00	18-Dec-01	450	11,033 64	12,089 81	1,055 97
Caterpillar Financial Services	Purchase	5 880%	12-Sep-01	09-Apr-01	12-Sep-01	1 000 000	1 005,000 00	1 000 000 00	(5 000 00)
Caterpillar Inc Com	Purchase			28-Jun-00	21-Dec-01	100	3 589 75	5,146 12	1 576 37
CC (USA) Inc Discount	Purchase		16-Jul-01	20-Apr-01	16-Jul-01	1,000,000	989,968 68	989,968 68	
CC (USA) Inc Discount	Purchase		16-Jul-01	14-May-01	09-Nov-01	500,000	490 210 00	490 210 00	
Cendant Corp	Purchase			11-Jan-01	17-Dec-01	750	9 786 39	13,994 53	4,208 14
Cendant Corp	Purchase			11-Jan-01	17-Dec-01	500	6,524 28	9,329 68	2 805 42
Cendant Corp	Purchase			11-Jan-01	19-Dec-01	1,350	17 615 50	26,353 54	8,738 04
Certex Corp Com	Gift			20-Feb-97	10-Jul-01	400	8,134 80	16,332 45	8,197 85
Centillum Communications	Purchase			21-Apr-99	27-Feb-01	1,035	2,070 00	35 342 67	33,272 67
Centillum Communications	Purchase			21-Apr-99	25-Apr-01	1,552	3,480 00	51,214 29	47,754 29
Centillum Communications	Purchase			21-Apr-99	14-May-01	1,552	7,449 00	50,310 72	42,861 72
Centurytel Inc	Purchase			22-Nov-00	07-Feb-01	2,100	73,101 00	63 921 86	(9 179 14)
Centurytel Inc	Purchase			31-Oct-01	17-Dec-01	150	4,801 50	4,888 83	87 33
Certery Inc Com	Purchase			29-Jun-00	09-Jul-01	150	3,354 90	4,538 57	1 181 67
Charter 1 FncI Inc Com	Purchase			25-Apr-01	17-Dec-01	500	13,542 43	13 319 55	(222 88)
Chase Manhattan Corp	Purchase	7 875%	15-Jun-10	10/24/00	03/13/01	1,000,000	1,028,210 00	1,101,240 00	73 030 00
Check Pt Software	Purchase			11-Apr-00	23-Jan-01	2,300	177,905 50	332 756 80	154,851 30
Check Pt Software	Purchase			11-Apr-00	24-Apr-01	9 075	519,191 64	663,130 88	143 939 34
Check Pt Software	Purchase			09-Jun-00	24-Apr-01	2,425	183,834 96	177 200 29	(6,734 67)
Check Pt Software	Gift			24-Aug-99	09-Jul-01	330	3,976 53	14,629 79	10,653 28
Check Pt Software	Gift			04-Apr-00	10-Jul-01	195	10,091 25	8 781 95	(1,309 30)
Check Pt Software	Purchase			09-Jun-00	27-Dec-01	4,475	339 426 38	188,060 32	(151,366 04)
Check Pt Software	Purchase			01-Dec-00	27-Dec-01	2,100	152,808 08	88,251 77	(64,556 31)
Check Pt Software	Purchase			06-Mar-01	27-Dec-01	1,750	117,420 80	73,543 14	(43,877 66)
Check Pt Software Technologies	Purchase			15-May-01	18-Dec-01	300	17,024 67	13,065 58	(3 939 11)

RICHARD AND RHODA GOLDMAN FUND
94-6064502
YEAR ENDED DECEMBER 31, 2001

GAINS (LOSSES) - INVESTMENT SECURITIES

Description	How Acquired	Rate	Maturity	Date Acquired	Date Sold	Number of Shares or Par Value	Cost	Gross Sales Price	Gain (Loss)
Checkfree Corp	Purchase			27-Dec-99	20-Mar-01	2 800	270,886 43	123,112 18	(147 774 25)
Checkfree Corp	Purchase			08-May-00	20-Mar-01	2 400	124 994 43	105 524 71	(19 469 72)
Checkpoint Software	Purchase			16-Jan-01	12 Feb-01	4 956	2,081 52	691,601 59	689 720 07
Checkpoint Software	Purchase			19-Apr-01	19-Apr-01	2,478	153 350 04		(153 350 04)
Chevrontexaco Corp Com	Purchase			28-Jun-00	21-Dec-01	100	7 274 03	8 661 00	1 586 97
Chevrontexacocorp	Purchase			29-Jun-00	06-Jul-01	100	8,675 08	9 098 19	423 11
China Mobile	Gift			09-Aug 89	10-Jul-01	1 500	4 253 90	7,129 75	2 875 85
Ciena Corp	Purchase			27-Oct-00	20-Mar-01	7 000	762,562 50	409 923 83	(352,638 67)
Ciena Corp	Purchase			04-Jan-01	20-Mar-01	4,605	374 571 16	269,671 32	(104 899 84)
Cigna Corp Com	Gift			26-Jun-96	10-Jul-01	350	13 753 25	32,954 41	19,201 16
Cigna Corp Com	Purchase			01 Nov-00	17-Dec-01	100	11 888 08	8,870 70	(3 017 38)
Circuit Cy Stores Inc Com	Purchase			22-Jun-01	26-Sep-01	3 650	65,152 50	38,907 69	(26,244 81)
Cirrus Logic Inc Com	Purchase			22-Jun-01	17-Dec-01	400	7 859 72	5,659 81	(2,199 91)
Cisco Sys Inc Com	Purchase			05-May-99	10-Jan-01	1,500	39 930 86	52 548 79	12,617 93
Cisco Sys Inc Com	Gift			06-Feb-98	10-Jul-01	3 690	39 699 38	63,795 02	24 095 66
Cisco Sys Inc Com	Purchase			29-Jun-00	13-Dec-01	100	8 360 38	1 899 93	(4 460 45)
Cisco Sys Inc Com	Purchase			05-May-99	17-Dec-01	200	5 324 12	3,849 87	(1,474 25)
Cisco Sys Inc Com	Purchase			15-Sep-99	17-Dec-01	900	32 184 14	17 324 42	(14 859 72)
Cisco Sys Inc Com	Purchase			15-Sep-89	18-Dec-01	100	3 576 01	1,855 93	(1,620 08)
Cisco Sys Inc Com	Purchase			18 Nov 99	18-Dec-01	550	23 836 72	10,757 64	(13 079 08)
Cisco Sys Inc Com	Purchase			29-Jun-00	21 Dec-01	600	38,162 25	10 921 43	(27 240 82)
Cisco Systems, Inc	Purchase			04-Nov 96	21-Feb-01	2 300	15 259 58	70,722 65	55 463 09
Cisco Systems, Inc	Purchase			13-Mar 97	21-Feb-01	5,300	31 441 22	162 969 56	131 528 34
Cisco Systems, Inc	Purchase			13-Mar-97	20-Mar-01	10 000	59,322 63	210 617 98	151,295 35
Cisco Systems, Inc	Purchase			08-Oct-97	20-Mar-01	17,100	153 778 21	360,158 74	206 378 53
Cisco Systems Inc	Purchase			09 Oct-98	20-Mar-01	1,600	19 603 32	33 698 88	14 095 56
Cisco Systems Inc	Purchase			20-Sep-00	20-Mar-01	600	37,012 50	12 637 07	(24 375 43)
Cisco Systems, Inc	Gift			31-Jul 97	25-May-01	6,000	53,220 00	136,298 06	83 078 06
Cisco Systems Inc	Gift			14-Jan-98	25-May-01	2 000	18 910 61	45,432 68	26 522 07
Cisco Systems Inc	Gift			14-Jan 98	13-Jun-01	9,000	85 097 74	160 043 49	94 945 75
Cisco Systems, Inc	Gift			31-Jul 97	10-Jul-01	7,900	88,483 22	136,289 83	47,806 71
Cisco Systems Inc	Gift			06-Oct-98	10-Jul-01	3,800	46,759 00	65,557 18	18 798 18
Cisco Systems, Inc	Gift			14-Jan-98	02-Aug-01	5 300	50 113 11	107,679 16	57,566 05
Cisco Systems Inc	Gift			14-Jan-98	30-Oct-01	4,500	43,850 75	73 747 59	29,896 84
Cisco Systems, Inc	Gift			14-Jan-98	20-Nov-01	4 500	41,687 33	90 332 68	48,645 35
Cisco Systems Inc	Gift			14-Jan-98	19-Dec-01	2,300	21 306 85	45,325 05	24,018 20
Cisco Systems Inc	Purchase			05-Oct-98	19-Dec-01	11,100	144 314 37	218 742 59	74,428 22
CIT Group Inc	Purchase	6 500%	07 Feb-06	31-Jan-01	16-Mar-01	250 000	249 547 50	251 940 00	2 392 50
Citicorp Coupon	Purchase		14-May-01	25-Apr-01	14-May-01	1,225,000	1,222 142 35	1,222,142 35	
Citicorp Coupon	Purchase		16-Nov-01	19-Oct-01	16-Nov-01	1,200 000	1,197,788 00	1,197,788 00	
Citicorp Coupon	Purchase		17-Dec-01	16-Nov-01	17-Dec-01	1,200 000	1,197 902 33	1,197,902 33	
Citigroup Inc	Purchase	7 250%	01-Oct 10	11/30/00	01/08/01	135,000	133 941 60	141,868 70	8,027 10
Citigroup Inc	Purchase	7 250%	01-Oct 10	03/13/01	03/28/01	1 000 000	1,057,410 00	1 047,480 00	(9,930 00)
Citigroup Inc	Purchase	6 500%	18-Jan-11	01/08/01	04/19/01	975,000	972 309 00	979,124 25	6 815 25
Citigroup Inc Com	Purchase			28-Jun-00	15-Jun-01	100	4,781 98	4 930 89	148 91
Citigroup Inc Com	Gift			30-Dec-96	10-Jul-01	3 140	41,554 79	158,213 04	116,658 25
Citigroup Inc Com	Purchase			23-Mar 99	17-Dec-01	725	22 331 05	34,001 36	11,670 31
Citigroup Inc Com	Purchase			23-Mar 99	18-Dec-01	300	9,240 44	14,285 52	5,045 08
Citigroup Inc Com	Purchase			28-Jun-00	21-Dec-01	200	9,563 96	10,032 26	468 30
Citigroup Inc	Purchase	5 750%	10-May-06	16-May 01	18-Jun-01	365 000	361 043 40	363,992 60	2 949 20
Citizens Communication	Purchase	9 250%	15-May-11	13-Jun-01	16-Jul-01	100,000	105,682 00	105,433 00	(249 00)
Citizens Communication	Purchase	9 250%	15-May-11	13-Jun-01	11-Oct-01	125 000	132 102 50	141,138 75	9 038 25
Citizens Communication	Purchase	9 250%	15-May-11	13-Jun-01	09-Nov-01	75 000	79,261 50	83,814 00	4,552 50
Citizens Communications Co Com	Purchase			26-Feb-01	21-Dec-01	100	1,580 10	1 045 26	(514 84)
Citrax Sys Inc Com	Purchase			28-Jun-00	21-Dec-01	100	1,905 13	2,350 22	445 09
City Natl Corp Com	Purchase			26-Jul-00	22-Jun-01	950	35,047 40	42,568 07	7,520 67
City Natl Corp Com	Purchase			26-Jul-00	16-Oct-01	1,950	71,939 40	79,576 84	7,637 44
Clear Channel Communications	Purchase			24-Aug-95	20-Mar-01	3 700	35,409 00	206,893 02	171,484 02
Clear Channel Communications Inc	Purchase			07-Dec-99	23-Feb-01	550	46,700 06	30,778 86	(15,921 20)
Clear Channel Communications Inc	Purchase			16-Feb-00	23-Feb-01	2 400	194 825 04	134,307 74	(60 517 30)
Clear Channel Communications Inc	Purchase			02 May-00	23-Feb-01	1,750	127,185 28	97,932 73	(29,252 55)
Clear Channel Communications, Inc	Purchase			30-Jun-00	23-Feb-01	6,200	473 392 68	346 961 76	(126 430 90)
Clear Channel Communications Inc	Purchase			30-Jun-00	02-Mar-01	400	28,858 52	23,448 78	(5,411 74)
Clear Channel Communications Inc	Purchase			31-Oct-00	02-Mar-01	2,350	137,696 37	137,749 82	53 45
Clear Channel Communications Inc	Purchase			17-Jan-01	02-Mar-01	3,550	227,117 64	208,090 14	(19 027 50)
Clorox Co Com	Purchase			07-Nov-01	17-Dec-01	200	7,804 20	7 681 74	(122 46)
Clorox Co Com	Purchase			28-Jun-00	21-Dec-01	100	4,505 13	3,931 16	(573 97)
Cms Energy Corp Com	Purchase			28-Jun-00	21-Dec-01	100	2,208 25	2 400 21	191 96
CNA Financial Corp	Purchase			16-Jan-01	13-Sep-01	5 720		7,015 91	7,015 91
Coca Cola Co Com	Purchase			28-Jun-00	06-Jul-01	100	5,782 25	4,458 35	(1,323 90)
Coca Cola Co Com	Purchase			22-Aug-01	17-Dec-01	350	16,844 35	16 312 95	(531 40)

RICHARD AND RHODA GOLDMAN FUND
94-8064502
YEAR ENDED DECEMBER 31, 2001

GAINS (LOSSES) - INVESTMENT SECURITIES

Description	How Acquired	Rate	Maturity	Date Acquired	Date Sold	Number of Shares or Par Value	Cost	Gross Sales Price	Gain (Loss)
Coca Cola Co Com	Purchase			28-Jun-00	21-Dec-01	200	11 564 50	9 758 27	(1 806 23)
Coca Cola Enterprises, Inc	Purchase	5 750%	01-Nov-08	12 Nov-98	24-May-01	900,000	897 012 00	868 284 00	(28 728 00)
Coca Cola Enterprises, Inc	Purchase	5 750%	01-Nov-08	21 Dec-98	24-May-01	150,000	151 380 00	144 714 00	(6 666 00)
Colgate-palmolive Co Com	Purchase			14-Jun-00	14-Feb-01	400	22 790 52	22,698 08	(92 44)
Colgate-palmolive Co Com	Purchase			14-Jun-00	02-Jul-01	1 700	96 859 72	101,496 98	4 637 26
Colgate-palmolive Co Com	Gift			28-Jun-98	10-Jul-01	910	19 282 90	52 689 33	33 406 43
Colgate palmolive Co Com	Purchase			14-Jun-00	28-Sep-01	2 150	122 499 04	123,997 33	1 498 29
Colgate-palmolive Co Com	Purchase			03-Aug-00	28-Sep-01	650	36 911 16	37,487 56	576 40
Colgate-palmolive Co Com	Purchase			03-Aug-00	27-Nov-01	1,500	85 179 60	87,178 89	1 999 29
Colgate-palmolive Co Com	Purchase			01-Nov-00	27-Nov-01	400	22,897 04	23 247 70	350 66
Colgate palmolive Co Com	Purchase			01-Nov-00	17 Dec-01	150	8 586 39	8 478 21	(110 18)
Colgate-palmolive Co Com	Purchase			28-Jun-00	21 Dec-01	100	5 675 96	5 768 10	92 14
Columbia Sportswear Co Com	Purchase			31-Oct-01	17 Dec-01	200	5,874 00	6 141 79	267 79
Comcast Corp Cl A Spl	Purchase			21-Jan-00	17-Dec-01	300	15,902 46	11 574 61	(4 327 85)
Comcast Corp Cl A Spl	Purchase			28-Jun-00	21 Dec-01	100	3,885 37	3,520 18	(365 19)
Comcast Corp Cl A	Purchase			26 Apr-01	19-Dec-01	2,400	102 835 44	93 688 87	(9,166 57)
Comerica Inc Com	Purchase			01-Jun-00	01 Feb-01	800	42,256 16	47 624 65	5,368 49
Comerica Inc Com	Purchase			01-Jun-00	25 Apr-01	3,400	179 588 68	175,628 81	(3 960 07)
Coml Mtg Accep Corp Passthr Cl A-1	Purchase	6 230%	15-Jul-31	04/29/99	01/16/01	5,540	5 591 36	5,540 07	(51 29)
Coml Mtg Accep Corp Passthr Cl A 1	Purchase	6 230%	15-Jul-31	04/29/99	02/15/01	5,575	5,628 66	5,575 05	(51 61)
Coml Mtg Accep Corp Passthr Cl A-1	Purchase	6 230%	15-Jul-31	04/29/99	03/15/01	824 048	831 676 95	835 636 21	3 959 26
Coml Mtg Accep Corp Passthr Cl A-1	Purchase	6 230%	15-Jul-31	04/29/99	03/15/01	8 229	8 305 34	8 229 16	(78 18)
Coml Mtg Accep Corp Passthr Cl A-2	Purchase	6 030%	15 Mar-08	11/07/00	06/06/01	750 000	705 263 67	744 726 56	39,462 89
Comm Bancshares Inc Com	Purchase			11-Jan-01	02-May-01	1,725	69 648 88	58 183 17	(11,463 71)
Commerce One, Inc	Purchase			22-Nov-00	21 Feb-01	21 400	1 212 137 42	566,882 08	(645,255 34)
Commerce One, Inc	Purchase			24-Nov-99	20-Mar-01	1 800	94 673 15	20,339 32	(74 333 83)
Commerce One, Inc	Purchase			09 Dec-99	20-Mar-01	1,800	125 260 95	20,339 32	(104 921 63)
Commerce One, Inc	Purchase			27-Dec-99	20-Mar-01	1 000	128 343 75	11 299 82	(117,044 13)
Commerce One, Inc	Purchase			22-Nov-00	20-Mar-01	8 100	287,438 18	85 448 91	(201,987 27)
Commerce One, Inc	Purchase			04-Jan-01	20 Mar-01	13,720	302 012 87	144,735 68	(157,277 19)
Compaq Computer Corp Com	Purchase			28-Jun-00	21-Dec-01	200	5 522 00	1,990 53	(3 531 47)
Compass Bancshares Inc Com	Purchase			11-Dec-00	24-Jan-01	4,500	98,330 40	95 894 95	(2,435 45)
Compass Bancshares Inc Com	Purchase			07-Mar-01	17-Dec-01	400	9,060 72	10 979 63	1,918 91
Compass Security Discoung	Purchase		14-May-01	05-Apr-01	14-May-01	1,500 000	1 491,858 75	1,491 858 75	
Computer Sciences Co	Purchase	6 750%	15-Jun-06	08-Jun-01	14-Jun-01	200,000	199,330 00	200,182 00	852 00
Computer Sciences Co	Purchase	6 750%	15-Jun-06	08-Jun-01	15-Jun-01	150 000	149 497 50	150 349 50	852 00
Computer Sciences Co	Purchase	6 750%	15-Jun-06	08-Jun-01	18-Jun-01	150 000	149,497 50	150,279 00	781 50
Computer Sciences Corp	Purchase	6 750%	15-Jun-06	06/08/01	06/11/01	300,000	298,995 00	300,273 00	1 278 00
Computer Sciences Corp	Purchase	6 750%	15-Jun-06	06/08/01	06/13/01	500,000	498 325 00	500,930 00	2 605 00
Compuware Corp	Purchase			22 Dec-00	27-Feb-01	4,400	25 947 68	56 828 50	30,880 82
Converse Tech Inc	Purchase			20-Apr-01	16-Jul-01	1,100	81,115 87	28,276 64	(52,839 23)
Converse Tech Inc	Purchase			23-Apr-01	16-Jul-01	800	62 703 27	23 135 44	(39,567 83)
Converse Tech Inc	Purchase			13-Jun-01	07-Nov-01	1 300	83,237 70	26 304 82	(56,933 08)
Conagra Foods Inc	Purchase			15-Sep-99	17 Dec-01	500	12,220 50	11,829 60	(390 90)
Concord Ets Inc Com	Purchase			11-Oct-99	05 Apr-01	1 500	33 248 70	58,623 11	23 374 41
Concord Ets Inc Com	Purchase			11-Oct-99	02-May-01	1,275	28,261 40	58,864 79	30 603 39
Concord Ets Inc Com	Purchase			02-Oct-00	02 May-01	1,400	48 125 00	64,835 84	16 510 84
Connectiv Inc	Purchase			07-Oct-98	11-Jan-01	850	20 327 75	15 477 98	(4,849 77)
Connectiv Inc	Purchase			11-Nov-98	11-Jan-01	2,000	47,068 40	36,418 78	(10 649 62)
Connectiv Inc	Purchase			31-Dec-98	11-Jan-01	2,350	56 494 00	42,792 07	(13,701 93)
Conseco Inc Com	Purchase			28-Jun-00	21-Dec-01	100	613 50	369 28	(244 22)
Continental Airlines 99--1 A	Purchase	6 545%	02-Aug-19	22 Sep-99	02-Feb-01	35 999	33,186 44	35,998 98	2,802 52
Continental Airlines 99- 1 A	Purchase	6 545%	02-Aug-19	22-Sep-99	04-Jun-01	655 157	604,153 45	635,298 00	31,144 55
Continental Airlines 99--1 A	Purchase	6 545%	02-Aug-19	22 Sep-99	02 Aug-01	174	160 87	174 45	13 58
Continental Airlines 99--1 A	Purchase	6 545%	02-Aug-19	22-Sep-99	04-Oct-01	280 608	258,782 04	254,625 89	(4,136 15)
Continental Airlines Pass Thru	Purchase	7 256%	15-Sep-21	11-Jun-99	15-Mar-01	1,692	1 666 64	1 692 09	25 45
Continental Airlines Pass Thru	Purchase	7 256%	15-Sep-21	11-Jun-99	20-Sep-01	12,283	12,097 78	12,282 51	184 73
Continental Airlines Pass Thru	Purchase	7 256%	15-Sep-21	17-Nov-99	27-Sep-01	257,970	251,439 99	240,810 47	(10 629 52)
Contl Airl Inc Cl B	Purchase			09-Jun-00	18-Jul-01	1,400	69,577 90	71,481 61	1,903 71
Convergys Corp Com	Purchase			14-Jun-99	11-Jan-01	1,475	28 200 23	64,838 83	36 638 60
Convergys Corp Com	Purchase			14-Jun-99	24-Jan-01	1 250	23,898 50	60 391 73	36 493 23
Convergys Corp Com	Purchase			14-Jun-99	21-Feb-01	625	11,949 25	25,636 63	13,687 38
Convergys Corp Com	Purchase			12 Apr-00	21 Feb-01	550	20,820 58	22 738 24	1 915 66
Convergys Corp Com	Purchase			26-Sep-01	17-Dec-01	250	6 894 70	9,089 69	2,194 99
Convergys Corp	Gift			05-Nov-98	04-Jun-01	910	13,865 00	35,579 81	21 714 81
Cooper Ind Inc Com	Purchase			02-Mar-00	15-Feb-01	1,200	38 794 16	56,388 11	19 591 95
Cooper Ind Inc Com	Purchase			02-Mar-00	28-Mar-01	1,550	47,525 79	51,259 43	3 733 64
Cooper Ind Inc Com	Purchase			08-Sep-00	28-Mar-01	1,600	56,614 08	62 912 95	(3 701 13)
Coors Adolph Co Cl B	Purchase			26-Jul-00	21-Mar-01	1 800	111,933 00	115,808 13	3,875 13
Coors Adolph Co Cl B	Purchase			18-Jan-01	22-May-01	1 300	81,778 11	67,137 82	(14 638 29)
Coors Adolph Co Cl B	Purchase			28-Jun-01	22-Aug-01	100	5,190 50	4,746 84	(443 66)

RICHARD AND RHODA GOLDMAN FUND

94-6084502

YEAR ENDED DECEMBER 31, 2001

GAINS (LOSSES) - INVESTMENT SECURITIES

Description	How Acquired	Rate	Maturity	Date Acquired	Date Sold	Number of Shares or Par Value	Cost	Gross Sales Price	Gain (Loss)
Coors Adolph Co Cl B	Purchase			28-Jun-01	22 Aug-01	1,600	83,048.00	75,893.31	(7,154.69)
Coors Adolph Co Cl B	Purchase			25-Jul-01	22 Aug-01	300	15,477.00	14,229.99	(1,247.01)
Corning Inc Com	Purchase			23-Nov-99	14-May-01	800	29,887.62	19,164.86	(10,722.76)
Corning Inc Com	Purchase			13-Apr-00	14-May-01	1,800	95,228.94	38,329.71	(56,899.23)
Corning Inc Com	Purchase			13-Apr-00	17-Dec-01	500	26,452.48	4,244.85	(22,207.63)
Corvis Corp	Purchase			27-Jul-00	20-Mar-01	700	25,200.00	5,820.31	(19,379.69)
Corvis Corp	Purchase			29-Dec-00	20-Mar-01	1,400	32,756.92	11,640.81	(21,116.31)
Corvis Corp	Purchase			02-Jan-01	20-Mar-01	800	18,772.29	7,483.24	(11,289.05)
Costco Whsl Corp	Purchase			02-Mar-00	31-May-01	1,600	78,876.48	61,413.79	(17,462.69)
Costco Whsl Corp	Purchase			08-Mar-00	31-May-01	1,300	58,610.89	49,898.70	(8,712.19)
Costco Whsl Corp	Purchase			24-May-00	31-May-01	1,400	42,391.16	53,737.07	11,345.91
Costco Whsl Corp	Purchase			24-May-00	18-Dec-01	300	9,083.82	12,992.80	3,908.98
Costco Whsl Corp New Com	Purchase			28-Jun-00	21-Dec-01	100	3,238.98	4,361.15	1,124.77
Costco Whsl Corp	Purchase			24-Dec-98	08-Jan-01	7,500	249,133.65	303,933.96	54,799.71
Costco Whsl Corp	Purchase			24-Dec-98	09-Mar-01	2,500	88,254.75	98,517.97	12,263.22
Costco Whsl Corp	Purchase			26-Jan-99	09 Mar-01	6,000	220,307.70	236,443.12	16,135.42
Costco Whsl Corp	Purchase			22 Feb-00	09 Mar-01	1,000	43,300.80	39,407.18	(3,893.62)
Costco Whsl Corp	Purchase			22-Feb-00	04-May-01	6,000	259,804.80	208,064.06	(51,740.74)
Costco Whsl Corp	Purchase			22-Feb-00	21-Jun-01	1,400	60,821.12	59,918.00	(703.12)
Costco Whsl Corp	Purchase			31-May-00	21-Jun-01	3,000	85,759.50	119,728.00	33,968.50
Costco Whsl Corp	Purchase			31-May-00	02-Jul-01	5,600	169,474.90	232,836.88	63,361.98
Costco Whsl Corp	Purchase			09-Jun-00	02-Jul-01	2,000	64,405.00	83,156.02	18,751.02
Countrywide Cr Ind Inc Com	Purchase			01-Dec-00	14-Feb-01	2,900	108,002.96	133,356.98	25,354.02
Countrywide Cr Ind Inc Com	Purchase			25-Jul-01	17-Dec-01	200	8,474.00	8,331.72	(142.28)
Cox Communications Inc Cl A	Gift			24-Aug-99	10-Jul-01	268	9,242.55	11,394.38	2,151.83
Cox Communications Inc Cl A	Purchase			26-Sep-01	13-Dec-01	100	3,803.00	3,873.39	70.39
Cox Communications Inc Cl A	Purchase			26-Sep-01	13-Dec-01	1,700	66,364.60	65,847.64	(516.96)
Cox Radio, Inc	Purchase			24-Feb-00	20-Mar-01	4,500	129,648.47	97,919.43	(31,729.04)
Cox Radio, Inc	Purchase			25-Feb-00	20-Mar-01	300	7,911.25	6,527.97	(1,383.28)
Cox Radio Inc	Purchase			12-May-00	20-Mar-01	1,800	45,098.00	39,167.78	(5,930.24)
CP Ships Ltd	Purchase			05-Feb-93	27-Dec-01	725	2,063.15	7,531.05	5,467.90
CP Ships Ltd	Purchase			08-Apr-94	27-Dec-01	1,000	3,368.83	10,387.85	7,018.82
CP Ships Ltd	Purchase			14-Dec-94	27-Dec-01	875	2,600.59	9,089.19	6,288.60
Crescent Real Estate	Gift			26-Jun-96	04-Jun-01	2,660	49,277.00	65,460.41	16,183.41
CSX Corp	Purchase	6.750%	15-Mar-11	08-Mar-01	08 May 01	300,000	299,157.00	298,899.00	(258.00)
CVS Corp Com Stk	Purchase			28-Jun-00	21-Dec-01	100	3,818.41	2,991.20	(827.21)
Cypress Semiconductor Corp Com	Gift			11-Nov-98	10-Jul-01	445	5,206.59	9,549.38	4,342.79
Cytec Ind Com	Purchase			11-Feb-99	30-Jan-01	1,200	30,162.36	38,958.98	8,796.62
Cytec Ind Com	Purchase			12-Feb-99	30-Jan-01	700	17,515.33	22,726.07	5,210.74
Cytec Ind Com	Purchase			16-Feb-99	30-Jan-01	1,300	33,100.99	42,205.56	9,104.57
Cytec Ind Com	Purchase			17-Feb-99	30-Jan-01	1,200	31,154.04	38,958.98	7,804.94
Cytec Ind Com	Purchase			27-Aug-99	01-Aug-01	2,400	58,919.04	77,200.38	18,281.34
Cytec Ind Com	Purchase			30-Aug-99	01-Aug-01	625	15,175.69	20,104.27	4,928.58
Daimler Chrysler N Ameri Holding Corp	Purchase	8.500%	18-Jan-31	11-Jan-01	11-Jul-01	215,000	213,316.55	229,822.10	16,505.55
Daimler Chrysler N Ameri Holding Corp	Purchase	8.500%	18-Jan-31	24-Jan-01	11-Jul-01	215,000	221,882.20	229,822.10	8,139.90
Daimlerchrysler	Purchase	6.900%	01-Sep-04	28-Jun-00	13 Feb-01	239,000	233,658.35	238,223.25	4,564.90
Daimlerchrysler	Purchase	6.900%	01-Sep-04	28-Jun-01	02-Nov-01	30,000	30,825.90	31,035.60	209.70
Daimlerchrysler	Purchase	6.900%	01-Sep-04	28-Jun-01	24-Dec-01	235,000	241,489.55	241,488.00	(1.55)
Daimlerchrysler	Purchase	7.001%	18-Aug-04	10-Aug-00	17-Jan-01	130,000	130,000.00	126,027.20	(3,972.80)
Daimlerchrysler	Purchase	8.500%	18-Jan-31	11-Jan-01	18-Jan-01	500,000	496,085.00	499,190.00	3,105.00
Daimlerchrysler	Purchase	7.750%	18-Jan-11	11-Jan-01	18-Jan-01	500,000	496,785.00	497,775.00	990.00
Darden Restaurants Inc Com	Gift			21-Oct-97	18-Mar-01	1,150	13,253.75	28,682.10	13,428.35
Darden Restaurants Inc Com	Purchase			09 Apr 98	18-Mar-01	4,600	76,808.04	106,728.39	29,920.35
Darden Restaurants Inc Com	Purchase			01-Jul-98	18-Mar-01	1,650	26,618.29	38,283.01	11,664.72
Darden Restaurants Inc Com	Purchase			01-Jul-98	02-May-01	250	4,033.06	6,827.27	2,794.19
Darden Restaurants Inc Com	Purchase			06-Jul-98	02-May-01	600	10,048.50	16,385.45	6,336.95
Darden Restaurants Inc Com	Purchase			07-Jul-98	02-May-01	900	15,480.02	24,578.18	9,118.16
Darden Restaurants Inc Com	Gift			22-Aug-97	10-Jul-01	890	8,786.53	25,506.54	16,720.01
Darden Restaurants Inc Com	Gift			07-Jul-98	10-Jul-01	650	11,165.57	18,628.38	7,462.81
Darden Restaurants Inc Com	Gift			10-Sep-98	10-Jul-01	570	9,082.78	16,335.65	7,252.87
Darden Restaurants Inc Com	Purchase			10-Sep-98	01-Aug-01	650	10,357.55	19,265.38	8,907.83
Darden Restaurants Inc Com	Purchase			12-Jul-00	01-Aug-01	350	6,227.90	10,373.65	4,145.75
Darden Restaurants Inc Com	Purchase			12-Jul-00	17-Dec-01	200	3,558.80	7,263.75	3,704.95
Darden Restaurants Inc Com	Purchase			12-Jul-00	17-Dec-01	250	4,448.50	9,079.69	4,631.19
Deere & Co Com	Purchase			28-Jun-00	21-Dec-01	100	3,891.50	4,251.15	359.65
Dell Computer Corp Com	Purchase			01-Jun-00	17-Dec-01	400	17,325.56	11,219.82	(6,105.74)
Dell Computer Corp Com	Purchase			28-Jun-00	21-Dec-01	300	14,840.39	8,277.62	(6,562.77)
Dell Computer Corp	Purchase			15-Dec-99	20-Feb-01	5,250	228,834.37	113,855.58	(114,978.79)
Dell Computer Corp	Purchase			29-Mar-00	20-Feb-01	10,600	582,720.16	229,879.84	(352,840.32)
Dell Computer Corp	Purchase			25-Jul-00	20-Feb-01	9,150	474,543.75	188,434.00	(286,109.75)
Dell Computer Corp	Purchase			25-Jul-00	20-Mar-01	3,150	149,231.25	79,928.59	(69,302.66)

RICHARD AND RHODA GOLDMAN FUND
84-6064502
YEAR ENDED DECEMBER 31, 2001

GAINS (LOSSES) - INVESTMENT SECURITIES

Description	How Acquired	Rate	Maturity	Date Acquired	Date Sold	Number of Shares or Par Value	Cost	Gross Sales Price	Gain (Loss)
Dell Computer Corp	Purchase			20-Sep-00	20-Mar-01	700	25,943 75	17,761 91	(8,181 84)
Dell Computer Corp	Purchase			05-Oct-00	20-Mar-01	22 600	587 722 04	573,455 87	(14 266 17)
Dell Computer Corp	Purchase	7 100%	15-Apr-28	24-Jul-01	15-Oct-01	60 000	56 834 00	55 841 40	(792 60)
Delphi Automotive Sys Corp Com	Purchase			28-Jun-00	21 Dec 01	100	1 469 75	1 327 25	(142 50)
Delta Air Lines	Purchase	6 361%	18-Sep-11	06-Sep-01	24-Sep-01	325 000	325 000 00	328 110 25	3 110 25
Delta Air Lines Inc Com	Purchase			05-Jan-00	02 Feb-01	2 400	118 098 00	114 689 53	(3,408 47)
Delta Air Lines Inc Com	Purchase			05-Jan-00	02 Feb-01	50	2,460 38	2,389 37	(71 01)
Delta Air Lines Pass Thru Cl A-2	Purchase	7 570%	18-May-12	11/07/00	09/25/01	805,000	805,000 00	805,410 55	410 55
Dentsply Intl Inc	Purchase			28-Oct-98	24-Jan-01	1 775	43 931 25	62,788 53	18,857 28
Dentsply Intl Inc	Purchase			28-Oct-98	07 Feb-01	75	1,856 25	2,624 91	768 68
Dentsply Intl Inc	Purchase			31-Dec-98	07-Feb-01	1 100	28 875 00	38 498 71	9,623 71
Dentsply Intl Inc	Purchase			15-Jan-99	07-Feb-01	600	15,825 00	20,999 30	5 174 30
Dentsply Intl Inc	Purchase			01-Nov-00	28-Mar-01	1 000	34,906 30	34 298 86	(609 44)
Dentsply Intl Inc	Purchase			02-Nov-00	28-Mar-01	2,200	77,408 88	75 453 08	(1 955 90)
Dentsply Intl Inc	Gift			12-Apr-00	10-Jul-01	370	10 361 92	16,112 96	5,751 04
Deutsche Bank	Gift			24-Jun-99	10-Jul-01	270	13 441 05	18 178 39	4 737 34
Deutsche Telekom	Purchase	8 250%	15-Jun-30	19-Dec-00	12-Jan-01	170 000	168,878 00	176,903 70	8 025 70
Deutsche Telekom International Fin B	Purchase	8 000%	15-Jun-10	28-Jun-00	21-Feb-01	320,000	318 902 40	323,380 00	4,457 60
Deutsche Telekom Intl Fin	Purchase	8 250%	15-Jun-30	12/05/00	01/19/01	260 000	259,051 00	272,885 60	13 834 60
Deutsche Telekom Intl Fin B V	Purchase	8 250%	15-Jun-30	11/30/00	01/19/01	40 000	39,433 20	41,982 40	2,549 20
Devon Energy Corp New Com	Purchase			29 Aug-00	21-Dec-01	100	6 075 00	3 622 17	(2 452 83)
Devry Inc	Purchase			24-Jan-01	07-Mar-01	2 100	73 626 00	75 471 48	1,845 48
Dial Corp	Purchase			01-Aug-01	17-Dec-01	300	4,958 00	5 372 82	416 82
Diebold Inc Com	Purchase			20-Dec-00	17 Dec-01	200	5,887 00	7,791 74	1 904 74
Dime Bancorp	Purchase			07-Oct-98	07-Mar-01	1,200	24 492 30	37,222 75	12 730 45
Dime Bancorp	Purchase			07-Oct-98	22-Jun-01	875	17,858 97	32,076 42	14,217 45
Dime Bancorp	Purchase			07-Oct-98	18-Jul-01	475	9 694 87	19,688 08	9 993 21
Dime Bancorp	Purchase			10-Mar-99	18-Jul-01	25	652 13	1 036 22	384 09
Dime Bancorp	Purchase			10-Mar-99	22-Aug-01	750	19,564 02	31,257 45	11 693 43
Dime Bancorp	Purchase			30-Jun-99	22-Aug-01	50	1,006 15	2,083 83	1,077 68
Dime Bancorp	Purchase			30-Jun-99	07 Sep-01	425	8,552 32	15 795 62	7,243 30
Dime Bancorp	Purchase			22-Jul-99	07 Sep-01	675	14 182 27	25,087 15	10 904 88
Dime Bancorp	Purchase			22-Jul-99	26-Sep-01	100	2 101 08	3,806 87	1,705 79
Dime Bancorp	Purchase			27-Sep-00	26-Sep-01	800	17,276 55	30 454 98	13 178 43
Dime Bancorp	Purchase			27-Sep-00	26-Sep-01	600	12 957 42	23,129 64	10,172 22
Dime Bancorp	Purchase			13-Dec-00	26-Sep-01	600	15 184 58	23 129 65	7 945 07
Dime Bancorp	Purchase			13-Dec-00	17-Dec-01	350	8,857 67	12 008 09	3 150 42
Dime Bancorp Inc New Litigation Trackingwt	Purchase			07-Oct-98	16-Mar-01	2 550	968 36	478 11	(490 25)
Dime Bancorp Inc New Litigation Trackingwt	Purchase			10-Mar-99	16-Mar-01	775	376 14	145 31	(230 83)
Dime Bancorp Inc New Litigation Trackingwt	Purchase			30-Jun-99	16-Mar-01	475	177 84	89 06	(88 78)
Dime Bancorp Inc New Litigation Trackingwt	Purchase			22-Jul-99	16-Mar-01	200	78 19	37 49	(40 70)
Dime Bancorp Inc New Litigation Trackingwt	Purchase			22-Jul-99	01-May-01	575	224 78	134 60	(90 18)
Dime Bancorp Inc New Litigation Trackingwt	Purchase			27-Sep-00	01 May 01	1,400	562 53	327 73	(234 80)
Dime Bancorp Inc New Litigation Trackingwt	Purchase			13-Dec-00	01-May-01	4,000	1 883 48	938 37	(947 11)
Disney Walt Co Disney Com Com	Purchase			04-Feb-00	14-Feb-01	3 550	134,108 00	110 488 51	(23 621 49)
Disney Walt Co Disney Com Com	Purchase			04-Oct-00	14-Feb-01	1,000	39,971 80	31,122 86	(8,848 64)
Disney Walt Co Disney Com Com	Purchase			16-Mar-01	13-Jun-01	2,200	60 546 88	68 170 00	7,623 14
Disney Walt Co Disney Com Com	Purchase			16-Mar-01	17-Dec-01	400	11,008 52	8 483 71	(2,524 81)
Disney Walt Co Disney Com Com	Purchase			16-Mar-01	18-Dec-01	600	16,512 78	12,515 58	(3,997 20)
Disney Walt Co Disney Com Com	Purchase			28-Jun-00	21-Dec-01	300	12,003 00	6,207 89	(5,795 31)
DLJ Commercial Mortgage	Purchase	6 460%	10-Jan-09	12-Dec-00	11-Jun-01	220,000	217,421 88	222 260 16	4,838 28
Dollar Tree Stores Inc Com	Purchase			12-Jul-00	11-Jan-01	2 050	97,871 10	46 123 48	(51,747 64)
Dominion Res Inc Va New Com	Purchase			01-Feb-01	28-Mar-01	2,300	140 139 00	143,786 37	3,647 37
Donnelley R R & Sons Co Com	Purchase			28-Mar-01	28-Nov-01	1,800	45 431 10	50 894 02	5,462 92
Donnelley R R & Sons Co Com	Purchase			29-Mar-01	28-Nov-01	1 700	43 197 65	48 066 57	4,868 72
Dow Chem Co Com	Purchase				13-Feb-01	0	11 81	10 02	(1 79)
Dow Chem Co Com	Purchase			26-Aug-99	16-Mar-01	100	3,935 33	3,170 89	(764 44)
Dow Chemical Co	Purchase			09-Oct-98	21-Feb-01	1	8 82	15 01	6 19
Dresdner RCM Small Cap Fund	Purchase			04-Jan-93	18-Jun-01	676 934	6,814,971 05	3,768,083 29	(3,046,887 76)
Dresdner RCM Small Cap Fund	Purchase			31-Dec-93	18-Jun-01	63,756	637,831 54	353,845 77	(283,985 77)
Dresdner RCM Small Cap Fund	Purchase			27-Dec-94	18-Jun-01	85,644	785,742 06	475 324 15	(310 417 91)
Dresdner RCM Small Cap Fund	Purchase			14-Dec-95	18-Jun-01	127,440	1,403,895 28	707,291 93	(696,603 35)
Dresdner RCM Small Cap Fund	Purchase			17-Dec-96	18-Jun-01	373,734	4,189,554 24	2,074,223 48	(2,115 330 76)
Dresdner RCM Small Cap Fund	Gift			30-Oct-97	18-Jun-01	195,947	2,719,368 89	1 087,505 73	(1,631,863 16)
Dresdner RCM Small Cap Fund	Gift			31-Oct-97	18-Jun-01	278,347	3,835,186 82	1 533,725 65	(2,301 441 17)
Dresdner RCM Small Cap Fund/Capital Gain Divi	Purchase			05-Dec-01				10,799 57	10,799 57
DST Sys Inc Com	Purchase			11-Aug-99	16-May-01	800	25,782 52	36,806 77	11,024 25
DST Sys Inc Com	Purchase			11-Aug-99	22-Jun-01	1,050	33,839 56	57,506 37	23 668 81
DST Sys Inc Com	Purchase			22-Jun-00	22-Jun-01	900	38,829 46	49,291 17	12,661 71
DTE Energy Co Com	Purchase			18-Jul-01	14-Nov-01	1,200	52,728 00	49,978 89	(2,748 11)
Du Pont E I De Nemours & Co	Purchase			28-Jun-00	21-Dec-01	100	4,813 50	4,186 16	(627 34)

RICHARD AND RHODA GOLDMAN FUND
94-6064502
YEAR ENDED DECEMBER 31, 2001

GAINS (LOSSES) - INVESTMENT SECURITIES

Description	How Acquired	Rate	Maturity	Date Acquired	Date Sold	Number of Shares or Par Value	Cost	Gross Sales Price	Gain (Loss)
Duke Energy Corp Com Stk	Purchase			28-Jun-00	21-Dec-01	100	2,643 19	3,791 17	947 98
Dynegy Inc New Cl A Com	Gift			12-Apr-00	10-Jul-01	335	10,063 28	15 714 32	5 651 04
Eastman Chem Co Com	Purchase			18-Apr-00	31-Aug-01	100	4 531 00	3 877 37	(653 63)
Eastman Chem Co Com	Purchase			31-Oct-01	17-Dec-01	200	6,890 00	7,487 75	597 75
Eastman Kodak Co Com	Purchase			07-Sep-01	26-Sep-01	1 400	63 283 08	45 080 03	(18 203 05)
Eastman Kodak Co Com	Purchase			07 Sep-01	26-Sep-01	400	18 080 88	13 155 56	(4,925 32)
Eastman Kodak Co Com	Purchase			28-Jun-00	21-Dec-01	100	6,012 42	3 161 19	(2 851 23)
Eaton Vance Corp	Purchase			05-Dec-01	17-Dec-01	250	8 379 45	8 217 22	(162 23)
Ebay Inc	Purchase			09-Oct-98	20-Mar-01	9 600	53,661 45	343,835 57	290 174 12
Ebenx, Inc	Purchase			03-May 99	18-May-01	866	2 489 50	2 528 63	39 13
Echostar Communications A	Purchase			05-Apr-99	20-Mar-01	15 200	156 075 69	448 710 32	292,634 63
Edison Intl Com	Purchase			28-Jun-00	23-Apr-01	600	12 630 78	6,167 79	(6,462 99)
Efunds Corp	Purchase			29-Jun-00	09-Jan-01	0	0 07	1 42	1 35
Efunds Corp	Purchase			29-Jun-00	10-Jan-01	55	403 67	432 23	28 56
El Paso Corp Com	Gift			13-Mar-97	10-Jul-01	1 107	21,064 51	59,457 08	38 392 57
Elantec Semiconductor Inc	Purchase			29-Dec-00	20-Mar-01	800	22,376 88	21 108 18	(1,270 70)
Elantec Semiconductor Inc	Purchase			12-Jan-01	20-Mar-01	2 100	60,279 67	55,408 95	(4 870 72)
Electr Arts Com	Purchase			01 Aug-01	17-Dec-01	150	8 707 50	9 127 19	419 69
Electronic Data Systems Corp	Purchase			19 Sep-97	10-Apr-01	4,300	153 273 50	232,310 28	79 036 78
Electronic Data Systems Corp	Purchase			04-Mar-98	10 Apr-01	1 500	65,591 25	81,038 46	15,447 21
Electronic Data Systems Corp	Purchase			04-Mar-98	30-Oct-01	1,500	65,868 25	91,932 49	25,966 24
Electronic Data Systems Corp	Purchase			14-Sep-98	30-Oct-01	2 000	70 830 00	122 576 65	51 746 65
Electronic Data Systems Corp	Purchase			03-Nov 98	30-Oct-01	3 000	117,652 50	183 864 98	68 212 48
Electronic Data Systems Corp	Purchase			26-Jul-00	30-Oct-01	3 200	137,225 81	196 122 62	58 896 81
Eli Lilly & Co Com	Purchase			01-May-00	01 Feb-01	900	70,517 70	71 745 60	1,227 90
Eli Lilly & Co Com	Purchase			01-May 00	28-Jun-01	1,450	113 611 85	106 733 98	(6 877 87)
Eli Lilly & Co Com	Purchase			15-Jun-00	28-Jun-01	1,150	95,219 43	84 651 09	(10 568 34)
Eli Lilly & Co Com	Purchase			10-Jul-00	28-Jun-01	350	35,940 98	25 763 38	(10,177 60)
Eli Lilly & Co Com	Gift			24-Sep-97	10-Jul-01	540	32 752 89	40 791 42	8,038 53
Eli Lilly & Co Com	Purchase			20-Jul-00	18-Dec-01	150	14,542 89	12,287 59	(2,255 30)
Eli Lilly & Co Com	Purchase			29-Jun-00	21-Dec-01	100	10,335 52	7,841 09	(2,494 49)
EMC Corp Com	Gift			27-Jul-98	10-Jul-01	1,900	23 016 16	42,769 85	19 753 69
EMC Corp Com	Purchase			01-May-00	17 Dec-01	350	24,386 40	5,218 32	(19 168 08)
Emc Corp Com	Purchase			29-Jun-00	21-Dec-01	200	14 681 54	2 762 50	(11,919 04)
EMC Corp	Purchase			05-Sep-00	25-May-01	4 000	390 515 20	149,962 59	(240 552 61)
EMC Corp	Purchase			05-Sep-00	22 Aug-01	14 000	1,328,317 93	241,302 85	(1,087,015 08)
EMC Corp	Purchase			21-Dec-00	22 Aug-01	3,300	203 860 38	56,878 53	(146 981 85)
EMC Corp	Purchase			06-Feb-01	22 Aug-01	850	60 549 78	14 650 53	(45 899 25)
Energizer Hldgs Inc Com	Purchase			07-Feb-01	02 May-01	2,350	61,241 00	55,703 72	(5 537 28)
Energizer Hldgs Inc Com	Purchase			05-Dec-01	17-Dec-01	350	6,485 50	6,369 78	(115 72)
Energy E Corp Com	Purchase			18-Jul-01	17-Dec-01	450	9 816 01	8,531 71	(1,084 30)
Engelhard Corp Com	Purchase			28-Jun-00	16-Mar-01	100	1,776 00	2,412 91	836 91
Engelhard Corp Com	Purchase			28-Jun-00	21-Dec-01	100	1,776 00	2,746 20	970 20
Enron Corp Com	Purchase			28-Jun-00	29-Nov-01	1,300	89,652 94	480 98	(89 171 96)
Enron Corp Com	Purchase			22-Aug-00	29-Nov-01	100	8 792 63	37 00	(8,755 63)
Enron Corp Com	Purchase			15-Sep-00	29-Nov-01	100	8,944 75	37 00	(8 907 75)
Enron Corp	Purchase			16-Jul-99	22-Feb-01	2 500	104 725 00	183,087 39	78,362 39
Enron Corp	Purchase			16-Jul-99	24-Aug-01	13,200	554 834 69	483,066 91	(71,667 78)
Enron Corp	Purchase			24-Nov-99	24-Aug-01	300	11,412 66	10 978 79	(433 87)
Enron Corp	Purchase			24-Nov-99	29-Oct-01	5,700	216,840 54	124 669 52	(92,171 02)
Enron Corp	Purchase			14-Jun-00	29-Oct-01	8 300	605,177 30	181 536 32	(423,640 98)
Enron Corp	Purchase			06-Feb-01	29-Oct-01	2,500	201 650 00	54 679 61	(146,970 39)
Ensc Int'l Inc Com	Purchase			09-Jun-00	24-Jan-01	1,450	47,302 63	48 875 83	1,573 20
Enterasys Networks Inc	Purchase			28-Jun-00	03-Aug-01	400	8 729 00	8,315 72	(413 28)
Energy Corp New Com	Purchase			11-Jul-01	17-Dec-01	300	12 145 59	11,333 62	(811 97)
Enterprise Production	Purchase	7 500%	01-Feb-11	24-Jan-01	01-May-01	65,000	64,959 05	65,825 50	866 45
Enterprise Production	Purchase	7 500%	01-Feb-11	01-Feb-01	01-May-01	390,000	397 359 30	394 953 00	(2 406 30)
EOP Operating LP	Purchase	7 750%	15-Nov-07	15-Nov-00	28-Feb-01	150 000	149,406 00	156,432 00	7,026 00
EOP Operating LP	Purchase	7 750%	15-Nov-07	15-Nov-00	28-Feb-01	175,000	174,307 00	182,357 00	8 050 00
EOP Operating LP	Purchase	7 875%	15-Jul-31	11-Jul-01	30-Oct-01	100 000	99,126 00	102 847 00	3,721 00
EOP Operating LP	Purchase	7 875%	15-Jul-31	23-Jul-01	30-Oct-01	100,000	100,689 00	102,847 00	2,158 00
Equity Office Properties Trust	Purchase			03-Sep-99	13-Sep-01	4,500	114 975 00	144 580 17	29,605 17
ERP Operating LP	Purchase	6 950%	02-Mar-11	27-Feb-01	18-Mar-01	550,000	548,746 00	551,738 00	2 992 00
Exelon Corp Com	Purchase			28-Jun-00	21 Dec-01	100	4,086 38	4,631 14	544 76
Exodus Communications Inc	Purchase			19-May-99	20-Mar-01	42,200	468,220 58	493,107 44	24,886 88
Exodus Communications Inc	Purchase			28-May-99	20-Mar-01	8 800	82,431 25	102,828 10	20 396 85
Exodus Communications Inc	Purchase			22-Jul-99	20-Mar-01	1,800	29,884 70	21,711 78	(8,172 92)
Exodus Communications Inc	Purchase			11-Aug-99	20-Mar-01	4 800	69,050 88	57,898 07	(11,152 81)
Exodus Communications, Inc	Purchase			27-Dec-99	20-Mar-01	3 000	129,099 00	38,186 29	(82,912 71)
Exodus Communications Inc	Purchase			20-Sep-00	20-Mar-01	800	49,250 00	9,348 01	(39 901 99)
Exodus Communications, Inc	Purchase			11-Jan-01	20-Mar-01	19,715	387,317 84	230,369 97	(156 947 87)

RICHARD AND RHODA GOLDMAN FUND
94-6064502
YEAR ENDED DECEMBER 31, 2001

GAINS (LOSSES) - INVESTMENT SECURITIES

Description	How Acquired	Rate	Maturity	Date Acquired	Date Sold	Number of Shares or Par Value	Cost	Gross Sales Price	Gain (Loss)
Expeditors Intl Wash Inc Com	Purchase			11-Jan-01	29 Aug-01	825	43,003.13	45,002.24	1,999.11
Exxon Mobil Corp Com	Purchase			15-Dec-99	18-Jan-01	2,200	184,454.38	175,616.40	(8,837.98)
Exxon Mobil Corp Com	Purchase			15-Dec-99	15-Feb-01	150	12,576.44	12,281.59	(314.85)
Exxon Mobil Corp Com	Purchase			28-Jun-00	15-Jun-01	100	8,207.25	8,890.78	683.51
Exxon Mobil Corp Com	Gift			06-Feb-98	10-Jul-01	1,775	95,732.35	153,163.19	57,430.84
Exxon Mobil Corp Com	Purchase			15-Dec-99	17-Dec-01	1,150	48,209.86	42,272.58	(5,937.08)
Exxon Mobil Corp Com	Purchase			28-Jun-00	21-Dec-01	700	28,725.37	26,958.20	(1,767.17)
F P L Group Inc Com	Purchase			22-Jul-98	01-Feb-01	1,900	118,980.09	108,205.19	(10,774.90)
F P L Group Inc Com	Purchase			23-Jul-98	01-Feb-01	1,550	96,907.71	88,272.65	(8,635.06)
F P L Group Inc Com	Purchase			09 Feb-99	01-Feb-01	150	8,179.82	8,542.52	362.70
Fairmont Hotels Resorts, Inc	Purchase			05-Feb-93	29-Nov-01	725	4,133.88	14,928.63	10,794.75
Fairmont Hotels Resorts Inc	Purchase			08-Apr-94	29-Nov-01	1,000	6,749.99	20,591.22	13,841.23
Fairmont Hotels Resorts Inc	Purchase			14-Dec-94	29-Nov-01	875	5,611.41	18,017.30	12,405.89
Fairmont Hotels Resorts Inc	Purchase			14 Dec-94	10-Dec-01	625	4,008.14	13,554.43	9,546.29
Fairmont Hotels Resorts, Inc	Purchase			30-Sep-98	10-Dec-01	1,250	11,301.25	27,108.85	15,807.60
Fairmont Hotels Resorts Inc	Purchase			28 Dec-00	10-Dec-01	750	9,428.37	16,265.29	6,836.92
Federal Home Loan Bank	Purchase	4.750%	28-Jun-04	06/26/01	10/11/01	2,020,000	2,017,071.00	2,081,286.80	64,215.80
Federal Home Loan Mortgage Co	Purchase	7.000%	15-Mar-10	03/23/00	10/23/01	490,000	486,207.40	550,254.69	64,047.29
Federal Home Loan Mortgage Co	Purchase	7.000%	15-Mar-10	03/23/00	11/07/01	505,000	501,091.30	587,930.47	86,839.17
Federal Home Loan Mortgage Co	Purchase	7.000%	15-Mar-10	03/31/00	11/07/01	185,000	182,923.19	215,380.47	32,457.28
Federal Home Loan Mortgage Co	Purchase	7.000%	15-Mar-10	04/27/00	11/07/01	70,000	69,742.80	81,495.31	12,752.51
Federal National Mortgage Assn	Purchase	7.000%	15-Jul-05	10/11/00	06/26/01	2,665,000	2,707,815.81	2,840,037.20	132,221.39
Federal National Mortgage Assn	Purchase	6.625%	15-Nov-10	01/30/01	07/02/01	470,000	487,312.89	474,020.85	(13,292.04)
Federal National Mortgage Assn	Purchase	6.625%	15-Nov-10	04/17/01	07/11/01	950,000	991,368.70	990,992.50	(376.20)
Federal National Mortgage Assn	Purchase	6.625%	15-Nov-10	04/18/01	07/11/01	75,000	78,721.65	78,236.25	(485.40)
Federal National Mortgage Assn	Purchase	6.625%	15-Nov-10	05/30/01	07/11/01	365,000	375,498.86	380,749.75	5,250.89
Federal National Mortgage Assn	Purchase	6.625%	15-Nov-10	05/30/01	07/11/01	190,000	195,469.82	198,198.50	2,728.58
Federal National Mortgage Assn	Purchase	6.625%	15-Nov-10	05/31/01	07/11/01	760,000	787,312.88	792,794.00	5,481.12
Federal National Mortgage Assn	Purchase	6.625%	15-Nov-10	05/31/01	07/18/01	160,000	165,750.08	167,705.60	1,955.52
Federal National Mortgage Assn	Purchase	6.625%	15-Oct-07	06/06/01	09/26/01	675,000	711,676.76	742,493.25	30,816.49
Federal National Mortgage Assn	Purchase	6.500%	15-Aug-04	09/28/01	10/10/01	365,000	392,719.56	394,071.68	1,352.12
Federal National Mortgage Assn	Purchase	6.050%	15-May-11	07/18/01	10/23/01	160,000	160,384.80	168,391.60	8,006.80
Federal National Mortgage Assn	Purchase	6.050%	15-May-11	09/26/01	10/23/01	365,000	380,505.20	384,143.34	3,638.14
Federal National Mortgage Assn	Purchase	5.500%		11/07/01	11/29/01	1,425,000	1,442,144.53	1,405,851.56	(36,292.97)
Federal National Mortgage Assn	Purchase	6.625%	15-Nov-10	01/30/01	12/05/01	170,000	176,262.11	181,209.37	4,947.26
Federal National Mortgage Assn	Purchase	6.625%	15-Nov-10	02/14/01	12/05/01	505,000	532,416.45	538,298.44	5,881.99
Federal National Mortgage Assn	Purchase	6.625%	15-Nov-10	04/30/01	12/05/01	265,000	268,333.17	282,473.44	14,140.27
Federal National Mortgage Assn	Purchase	6.625%	15-Nov-10	10/23/01	12/05/01	610,000	656,280.70	650,221.88	(6,058.82)
Federal National Mortgage Assn	Purchase	4.375%	15-Oct-06	11/28/01	12/20/01	1,005,000	991,527.73	980,201.62	(11,326.11)
Federal National Mortgage Assn	Purchase	4.375%	15-Oct-06	11/29/01	12/20/01	1,595,000	1,571,531.40	1,555,643.37	(15,888.03)
Federal National Mortgage Assn	Purchase	4.375%	15-Oct-06	12/10/01	12/20/01	895,000	873,366.36	872,915.89	(450.47)
Federal National Mortgage Assn Discount	Purchase			13-Aug-01	08/13/01	775,000	772,406.98	772,406.98	
Federal National Mortgage Assn Discount	Purchase			19-Nov-01	10/11/01	425,000	423,963.71	423,963.71	
Federal National Mortgage Assn Discount	Purchase			19-Nov-01	10/12/01	1,665,000	1,661,244.50	1,661,244.50	
Federal National Mortgage Assn Discount	Purchase			18-Dec-01	11/08/01	1,010,000	1,007,953.91	1,007,953.91	
Federal National Mortgage Assn Discount	Purchase			18-Dec-01	11/08/01	415,000	414,159.28	414,159.28	
Federal National Mortgage Assn Discount	Purchase			18-Dec-01	11/19/01	1,010,000	1,008,468.17	1,008,468.17	
Federal National Mortgage Assn Discount	Purchase			18 Dec-01	11/19/01	865,000	863,688.08	863,688.08	
Federal National Mortgage Assn Discount	Purchase			18-Dec-01	11/19/01	215,000	214,673.92	214,673.92	
Federal National Mortgage Assn Pool#9999999	Purchase	6.000%	01-Nov-14	10/10/01	11/13/01	425,000	431,308.59	435,093.75	3,785.16
Federal National Mortgage Assn Pool#9999999	Purchase	6.000%	01-Nov-14	10/11/01	11/13/01	1,665,000	1,687,893.75	1,704,543.75	16,650.00
Federal National Mortgage Assn Pool#9999999	Purchase	6.000%	01-Nov-14	11/13/01	11/28/01	210,000	214,396.88	211,476.56	(2,920.32)
Federal National Mortgage Assn Pool#9999999	Purchase	6.000%	01-Nov-14	11/13/01	11/28/01	800,000	816,749.99	805,375.00	(11,374.99)
Federal National Mortgage Assn Pool#9999999	Purchase	6.000%	01-Nov-14	11/13/01	12/04/01	865,000	883,110.94	878,245.31	(4,865.63)
Federal National Mortgage Assn Pool#9999999	Purchase	6.000%	01-Nov-14	11/13/01	12/04/01	215,000	219,501.57	218,292.19	(1,209.38)
Federated Investors Inc Cl B	Purchase			26-Apr-01	19-Dec-01	5,200	150,530.12	156,724.18	6,194.06
Fedt Dept Stores Inc	Purchase			18-Mar-01	11-Jul-01	3,100	140,916.08	117,901.15	(23,014.93)
FFCB II Master Note	Purchase			31-Jan-01	29-Mar-01	1,150,000	1,150,000.00	1,150,000.00	
FHLB	Purchase	5.375%	15-May-06	14-Jun-01	08-Aug-01	340,000	340,333.20	340,809.20	476.00
FHLB	Purchase	5.375%	15-May-06	14-Jun-01	10-Sep-01	125,000	125,122.50	127,190.00	2,067.50
FHLB	Purchase	5.375%	15-May-06	14-Jun-01	21-Nov-01	540,000	540,529.20	558,014.40	17,485.20
FHLB Discount	Purchase			14-May-01	19-Apr-01	4,335,000	4,323,025.42	4,323,025.42	
FHLB Discount	Purchase			16-Jul-01	25-May-01	615,000	611,579.92	611,589.14	9.22
FHLB Discount	Purchase			07-Nov-01	10-May-01	3,150,000	3,091,921.88	3,091,921.88	
FHLB Discount	Purchase			29-Oct-01	14-Nov-01	115,000	114,892.87	114,892.87	
FHLM Partn Cfl 32-C	Purchase	9.500%	15-Mar-20	27-Jul-95	18-Jan-01	2,667	2,876.66	2,666.66	(210.00)
FHLM Partn Cfl 32-C	Purchase	9.500%	15-Mar-20	27-Jul-95	15-Feb-01	1,602	1,727.80	1,601.67	(126.13)
FHLM Partn Cfl 32-C	Purchase	9.500%	15-Mar-20	27-Jul-95	15-Mar-01	1,637	1,765.41	1,636.53	(128.88)
FHLM Partn Cfl 32-C	Purchase	9.500%	15-Mar-20	27-Jul-95	16-Apr-01	1,026	1,106.95	1,026.14	(80.81)
FHLM Partn Cfl 32-C	Purchase	9.500%	15-Mar-20	27-Jul-95	15-May-01	2,139	2,307.74	2,139.27	(168.47)
FHLM Partn Cfl 32-C	Purchase	9.500%	15-Mar-20	27-Jul-95	15-Jun-01	4,710	5,080.70	4,709.80	(370.90)

RICHARD AND RHODA GOLDMAN FUND
94-6084502
YEAR ENDED DECEMBER 31, 2001

GAINS (LOSSES) - INVESTMENT SECURITIES

Description	How Acquired	Rate	Maturity	Date Acquired	Date Sold	Number of Shares or Par Value	Cost	Gross Sales Price	Gain (Loss)
FHLM Partn Ctf 32-C	Purchase	9.500%	15-Mar-20	27-Jul-95	16-Jul-01	3,062	3,303.51	3,062.35	(241.16)
FHLM Partn Ctf 32-C	Purchase	9.500%	15-Mar-20	27-Jul-95	15-Aug-01	2,681	2,892.06	2,680.94	(211.12)
FHLM Partn Ctf 32-C	Purchase	9.500%	15-Mar-20	27-Jul-95	17-Sep-01	5,230	5,642.00	5,230.13	(411.87)
FHLM Partn Ctf 32-C	Purchase	9.500%	15-Mar-20	27-Jul-95	15-Oct-01	3,310	3,570.19	3,309.58	(260.63)
FHLM Partn Ctf 32 C	Purchase	9.500%	15-Mar-20	27-Jul-95	15-Nov-01	3,519	3,796.23	3,519.10	(277.13)
FHLM Partn Ctf 32-C	Purchase	9.500%	15-Mar-20	27-Jul-95	17-Dec-01	3,506	3,781.90	3,505.82	(276.08)
FHLMC	Purchase	5.625%	15-Mar-11	08-Mar-01	22-Mar-01	275,000	272,659.75	275,679.25	3,019.50
FHLMC	Purchase	5.250%	15-Jan-06	10-Apr-01	25-Apr-01	470,000	471,880.00	467,962.08	(3,917.92)
FHLMC	Purchase	6.375%	15-Nov-03	27-Feb-01	21-May-01	700,000	724,402.00	723,814.00	(588.00)
FHLMC	Purchase	5.250%	15-Jan-06	10-Apr-01	12-Jun-01	3,555,000	3,569,220.00	3,541,535.08	(27,684.92)
FHLMC	Purchase	7.000%	15-Jul-05	23-Oct-00	15-Jun-01	1,000,000	1,024,390.00	1,067,480.00	43,090.00
FHLMC	Purchase	7.000%	15-Jul-05	18-May-01	15-Jun-01	150,000	158,887.50	160,122.00	1,234.50
FHLMC	Purchase	6.750%	15-Mar-31	10-May-01	22-Jun-01	825,000	860,079.00	863,692.50	3,613.50
FHLMC	Purchase	6.000%	15-Jun-11	07-Jun-01	18-Jul-01	550,000	549,180.50	550,858.00	1,677.50
FHLMC	Purchase	6.000%	15-Jun-11	22-Jun-01	18-Jul-01	855,000	861,980.27	856,333.80	(5,646.47)
FHLMC	Purchase	5.875%	21-Mar-11	11-Jun-01	01-Aug-01	500,000	485,890.00	493,352.50	7,462.50
FHLMC	Purchase	6.750%	15-Mar-31	10-May-01	10-Aug-01	160,000	166,803.20	169,581.28	2,778.08
FHLMC	Purchase	6.750%	15-Mar-31	22-Jun-01	10-Aug-01	210,000	220,274.25	222,575.43	2,301.18
FHLMC	Purchase	5.500%	15-Sep-11	20-Sep-01	10-Oct-01	425,000	424,460.25	431,817.00	7,356.75
FHLMC	Purchase	5.500%	15-Sep-11	20-Sep-01	12-Oct-01	425,000	424,460.25	429,097.43	4,637.18
FHLMC	Purchase	5.500%	15-Sep-11	20-Sep-01	16-Oct-01	640,000	639,187.20	652,225.28	13,038.08
FHLMC	Purchase	5.500%	15-Sep-11	20-Sep-01	17-Oct-01	510,000	509,352.30	520,473.60	11,121.30
FHLMC	Purchase	6.750%	15-Mar-31	16-Jul-01	31-Oct-01	275,000	288,361.51	314,396.50	26,034.99
FHLMC	Purchase	6.750%	15-Mar-31	22-Jun-01	01-Nov-01	260,000	272,720.50	309,125.70	36,405.20
FHLMC	Purchase	6.750%	15-Mar-31	16-Jul-01	01-Nov-01	270,000	279,928.52	321,015.15	41,086.63
FHLMC	Purchase	5.500%	15-Sep-11	20-Sep-01	07-Dec-01	2,450,000	2,446,888.50	2,384,634.76	(62,253.74)
FHLMC	Purchase	5.500%	15-Sep-11	27-Sep-01	07-Dec-01	240,000	244,420.80	233,596.87	(10,823.93)
FHLMC	Purchase	5.125%	15-Oct-08	28-Sep-01	17-Dec-01	575,000	583,090.25	555,863.28	(27,226.97)
FHLMC	Purchase	7.000%	15-Mar-10	11-Apr-00	14-Feb-01	390,000	388,120.20	420,758.21	32,638.01
FHLMC	Purchase	7.000%	15-Mar-10	25-Apr-00	14-Feb-01	90,000	89,016.30	97,098.04	8,081.74
FHLMC	Purchase	7.000%	15-Mar-10	25-Apr-00	20-Feb-01	220,000	217,595.40	235,915.63	18,320.23
FHLMC Discount	Purchase		21-Mar-01	15-Feb-01	21-Feb-01	525,000	522,803.17	522,795.00	(8.17)
FHLMC Discount	Purchase		21-Mar-01	15-Feb-01	21-Mar-01	125,000	124,476.94	124,476.94	
FHLMC Discount	Purchase		16-Oct-01	18-Sep-01	18-Oct-01	2,380,000	2,375,359.00	2,375,359.00	
FHLMC Discount	Purchase		14-Dec-01	11-May-01	04-Dec-01	2,000,000	1,953,990.00	1,953,990.00	
FHLMC Pool #C01152	Purchase	7.500%	01-Mar-31	20-Apr-01	15-May-01	8,664	8,877.97	8,664.08	(213.89)
FHLMC Pool #C01152	Purchase	7.500%	01-Mar-31	20-Apr-01	15-Jun-01	8,027	8,225.23	8,027.08	(198.17)
FHLMC Pool #C01152	Purchase	7.500%	01-Mar-31	20-Apr-01	16-Jul-01	13,175	13,500.48	13,175.22	(325.26)
FHLMC Pool #C01152	Purchase	7.500%	01-Mar-31	20-Apr-01	15-Aug-01	5,727	5,867.98	5,726.60	(141.38)
FHLMC Pool #C01152	Purchase	7.500%	01-Mar-31	20-Apr-01	17-Sep-01	8,372	9,603.17	9,371.80	(231.37)
FHLMC Pool #C01152	Purchase	7.500%	01-Mar-31	20-Apr-01	28-Sep-01	154,898	158,722.41	160,973.28	2,250.87
FHLMC Pool #C01165	Purchase	7.500%	01-Apr-31	29-May-01	15-Jun-01	17,346	17,714.11	17,345.52	(368.59)
FHLMC Pool #C01165	Purchase	7.500%	01-Apr-31	29-May-01	16-Jul-01	17,500	17,871.94	17,500.06	(371.88)
FHLMC Pool #C01165	Purchase	7.500%	01-Apr-31	29-May-01	15-Aug-01	18,186	18,572.34	18,185.89	(386.45)
FHLMC Pool #C01165	Purchase	7.500%	01-Apr-31	29-May-01	17-Sep-01	15,830	16,166.73	15,830.34	(336.39)
FHLMC Pool #C01165	Purchase	7.500%	01-Apr-31	29-May-01	15-Oct-01	15,187	15,509.42	15,188.70	(322.72)
FHLMC Pool #C01165	Purchase	7.500%	01-Apr-31	29-May-01	15-Nov-01	23,519	24,018.93	23,519.15	(499.78)
FHLMC Pool #C01165	Purchase	7.500%	01-Apr-31	29-May-01	17-Dec-01	22,772	23,255.94	22,772.03	(483.91)
FHLMC Pool #C01187	Purchase	7.500%	01-May-31	29-May-01	15-Jun-01	1,178	1,202.84	1,177.81	(25.03)
FHLMC Pool #C01187	Purchase	7.500%	01-May-31	29-May-01	16-Jul-01	17,259	17,628.09	17,259.33	(368.76)
FHLMC Pool #C01187	Purchase	7.500%	01-May-31	29-May-01	15-Aug-01	12,589	12,856.65	12,589.13	(267.52)
FHLMC Pool #C01187	Purchase	7.500%	01-May-31	29-May-01	17-Sep-01	20,884	21,429.89	20,983.98	(445.91)
FHLMC Pool #C01187	Purchase	7.500%	01-May-31	29-May-01	15-Oct-01	18,660	17,013.94	18,659.92	(354.02)
FHLMC Pool #C01187	Purchase	7.500%	01-May-31	29-May-01	15-Nov-01	20,191	20,619.90	20,190.84	(429.06)
FHLMC Pool #C01187	Purchase	7.500%	01-May-31	29-May-01	17-Dec-01	20,807	21,249.35	20,807.20	(442.15)
FHLMC Pool #C01244	Purchase	6.500%	01-Oct-31	20-Nov-01	17-Dec-01	5,023	5,097.48	5,022.92	(74.56)
FHLMC Pool #C54218	Purchase	6.500%	01-Jul-31	12-Jul-01	15-Aug-01	488	484.69	488.20	3.51
FHLMC Pool #C54218	Purchase	6.500%	01-Jul-31	12-Jul-01	17-Sep-01	831	824.63	830.60	5.97
FHLMC Pool #C54218	Purchase	6.500%	01-Jul-31	12-Jul-01	15-Oct-01	710	705.37	710.48	5.11
FHLMC Pool #C54218	Purchase	6.500%	01-Jul-31	12-Jul-01	15-Nov-01	2,490	2,471.86	2,489.76	17.90
FHLMC Pool #C54218	Purchase	6.500%	01-Jul-31	12-Jul-01	17-Dec-01	3,828	3,897.36	3,925.58	28.22
FHLMC Pool #E00870	Purchase	7.000%	01-Aug-15	10-Jul-01	15-Aug-01	4,016	4,114.37	4,016.47	(97.90)
FHLMC Pool #E00870	Purchase	7.000%	01-Aug-15	10-Jul-01	17-Sep-01	6,795	6,960.82	6,795.19	(165.63)
FHLMC Pool #E00870	Purchase	7.000%	01-Aug-15	10-Jul-01	15-Oct-01	5,479	5,612.08	5,478.54	(133.54)
FHLMC Pool #E00870	Purchase	7.000%	01-Aug-15	10-Jul-01	15-Nov-01	15,862	16,268.77	15,861.65	(387.12)
FHLMC Pool #E00870	Purchase	7.000%	01-Aug-15	10-Jul-01	17-Dec-01	18,293	18,738.41	18,292.53	(445.88)
FHLMC Pool #E82743	Purchase	5.500%	01-Apr-16	19-Mar-01	16-Apr-01	836	822.28	838.13	13.85
FHLMC Pool #E82743	Purchase	5.500%	01-Apr-16	19-Mar-01	15-May-01	1,087	1,069.17	1,087.18	18.01
FHLMC Pool #E82743	Purchase	5.500%	01-Apr-16	19-Mar-01	15-Jun-01	978	961.36	977.55	16.19
FHLMC Pool #E82743	Purchase	5.500%	01-Apr-16	19-Mar-01	16-Jul-01	4,454	4,380.13	4,453.90	73.77
FHLMC Pool #E82743	Purchase	5.500%	01-Apr-16	19-Mar-01	15-Aug-01	1,750	1,721.14	1,750.13	28.99

RICHARD AND RHODA GOLDMAN FUND
94-6064502
YEAR ENDED DECEMBER 31, 2001

GAINS (LOSSES) - INVESTMENT SECURITIES

Description	How Acquired	Rate	Maturity	Date Acquired	Date Sold	Number of Shares or Par Value	Cost	Gross Sales Price	Gain (Loss)
FHLMC Pool #E82743	Purchase	5 500%	01-Apr-16	19-Mar-01	17-Sep-01	982	965 37	981 63	16 26
FHLMC Pool #E82743	Purchase	5 500%	01-Apr-16	19-Mar-01	15-Oct-01	1 507	1 481 55	1,506 50	24 95
FHLMC Pool #E82743	Purchase	5 500%	01-Apr-16	19-Mar-01	15-Nov-01	3 151	3,098 66	3 150 85	52 19
FHLMC Pool #E82743	Purchase	5 500%	01-Apr-16	19 Mar-01	17-Dec-01	10 984	10,802 26	10 984 18	181 92
FHLMC Vtg Com	Purchase			16-Oct-98	05-Jan-01	800	42,345 04	50,693 67	8 348 63
FHLMC Vtg Com	Purchase			19-Oct-98	05-Jan-01	1 300	68 673 02	82 377 21	13,704 19
FHLMC Vtg Com	Purchase			27-Jan-99	05-Jan-01	300	17 868 00	19,010 13	1 142 13
FHLMC Vtg Com	Purchase			27-Oct 99	05-Jan-01	800	39,570 80	50 693 66	11,122 86
FHLMC Vtg Com	Purchase			27-Oct 99	11-Jun-01	500	24 731 75	34,088 81	9 357 06
FHLMC Vtg Com	Purchase			28-Oct-99	11-Jun-01	1 000	53,391 30	68,177 62	14 786 32
FHLMC Vtg Com	Purchase			02-Jun 00	11-Jun-01	600	28 898 58	40,806 58	12 008 00
Fhmc Vtg Com	Purchase			28-Jun-00	15-Jun-01	100	4,273 68	6,495 84	2,221 96
FHLMC Vtg Com	Purchase			02-Jun-00	17-Dec-01	150	7,224 64	9,638 67	2 414 03
FHLMC Vtg Com	Purchase			02-Jun-00	18 Dec-01	2 100	101,145 03	135 067 49	33,922 46
FHLMC Vtg Com	Purchase			02-Jun-00	19-Dec-01	200	9 632 86	12,894 72	3 261 88
Fid Natl Finl Inc Com	Purchase			31-Oct-01	17 Dec-01	350	8 018 50	8 067 23	48 73
First Data Corp Com	Purchase			02-Mar-00	10-Jan-01	1 300	58,291 61	74,304 09	16 012 48
First Data Corp Com	Purchase			02-Mar-00	09-May-01	1,300	58,291 61	84 975 82	26,684 21
First Data Corp Com	Purchase			02 Mar-00	17 Dec-01	200	6 967 94	14,961 50	5,993 56
First Data Corp Com	Purchase			02 Mar-00	18-Dec-01	150	6 725 96	11,393 61	4 687 65
First Data Corp Com	Purchase			28-Jun-00	21-Dec-01	100	4,969 75	7,801 03	2,831 28
First Health Group Corp	Purchase			20-Feb-97	27-Jun-01	4,400	91 300 00	223,802 28	132 502 28
First Health Group Corp	Purchase			17-Mar-97	27-Jun-01	1,000	20 849 00	50 864 15	30,015 15
First Union-Lehman	Purchase	6 560%	18-Nov-08	07-Dec-00	27-Jun-01	200 000	199 656.25	205,078 13	5 421 88
Firstenergy Corp Com	Gift			17-Dec-99	10-Jul-01	2,170	49,412 42	70,863 10	21,450 68
Firstenergy Corp Com	Purchase			01 Feb-01	26-Sep-01	1,000	27 839 90	33,790 47	5,950 57
Firstenergy Corp Com	Purchase			01-Feb-01	26 Sep-01	200	5 567 98	6 803 77	1,235 79
Firstenergy Corp Com	Purchase			28-Jun-00	23-Nov-01	0	1 05	1 02	(0 03)
Firstenergy Corp Com	Purchase			01-Feb-01	17-Dec-01	400	11,135 96	13,691 54	2 555 58
Fiserv Inc Com	Purchase			12 Apr-00	05-Apr-01	800	30 124 48	37,148 76	7,024 28
Fiserv Inc Com	Purchase			12 Apr-00	16-May-01	700	26 358 92	36,677 55	10,318 63
Fiserv Inc Com	Purchase			04-May-00	16-May-01	50	2 193 75	2,619 83	426 08
Fiserv Inc Com	Purchase			04-May-00	17-Dec-01	150	4 387 50	6,238 29	1,850 79
Fleet Ccredit Card	Purchase	5 900%	15 Dec-08	12-Jun-01	15-Aug-01	180 000	179,990 37	182 088 00	2,097 63
Fleetboston Finl Corp	Purchase			20-Nov 98	01 Feb-01	831	35,878 75	35,440 87	(437 88)
Fleetboston Finl Corp	Purchase			03-Mar 99	01-Feb-01	569	19 479 07	24,278 47	4,799 40
Fleetboston Finl Corp	Purchase			03-Mar-99	16-Mar-01	4,050	138 608 21	148 842 66	10 234 45
Fleetboston Finl Corp	Gift			16-Dec-99	10-Jul-01	1 635	58,981 64	61,150 87	2 169 23
Fleetboston Finl Corp	Purchase			07-Sep-01	24-Oct-01	100	3,518 70	3 471 88	(46 82)
Fleetboston Finl Corp	Purchase			07-Sep-01	24-Oct-01	2 900	102,042 30	101,587 08	(455 22)
Fleetboston Finl Corp	Purchase			28-Jun-00	21-Dec-01	200	7 377 00	7,304 35	(72 65)
Flextronics International Ltd	Gift			22-Nov 99	06-Jul-01	400	7 781 70	9 506 68	1,726 98
Fluor Corp New Com	Purchase			28-Jun-00	21-Dec-01	100	2,488 89	3 541 18	1 052 29
Fluor Corp	Purchase			20-Nov-97	22-May-01	9,300	235 877 83	528 713 61	292,835 78
FMC Corp Com	Purchase			20-Sep-00	17-Dec-01	150	9 758 69	8,122 22	(1,636 47)
FMC Corp Com	Purchase			20-Sep-00	17-Dec-01	150	9 758 68	8 122 22	(1,636 46)
FMC Corp Com	Purchase			29-Jun-00	31-Dec-01	100	6 058 25	5,950 31	(107 94)
FMC Corp	Gift			07-Apr-00	04-Jun-01	1,800	92 668 00	124 787 83	32,099 83
FNMA	Purchase	6 500%	15-Aug-04	01-Nov-00	24-Jan-01	1,295,000	1,295,849 52	1,334 809 60	38,960 08
FNMA	Purchase	6 625%	15-Sep-09	03-Feb-00	25-Jan-01	700,000	671,635 91	727,501 60	55,865 69
FNMA	Purchase	7 250%	15-May-30	31-Oct-00	25-Jan-01	65,000	90,401.24	94 698 67	4 297 43
FNMA	Purchase	6 500%	15-Aug-04	01 Nov-00	25-Jan-01	1,550,000	1 551,016 80	1,600,533 10	49,518 30
FNMA	Purchase	6 500%	15-Aug-04	01-Nov-00	29-Jan-01	255,000	255 167.28	263 436 68	8,269 38
FNMA	Purchase	6 000%	15-May-08	05-Oct-00	08-Mar-01	325,000	308 788.25	333,797.85	25 031 60
FNMA	Purchase	7 250%	15-May 30	31-Oct-00	08-Mar-01	340,000	361,604 96	391,921 40	30,316 44
FNMA	Purchase	7 250%	15-May-30	25-Jan-01	08-Mar-01	60,000	66,914 06	69,162 60	2,248 54
FNMA	Purchase	6 500%	15-Aug-04	01-Nov-00	29-Mar-01	850,000	850,557 60	888,497 36	37 939 76
FNMA	Purchase	6 500%	15-Aug-04	04-Dec-00	29-Mar-01	425,000	428 727.25	444,248 67	15,521 42
FNMA	Purchase	6 500%	15-Aug-04	04-Dec-00	10-Apr-01	400,000	403,508 00	419,800 00	16,292 00
FNMA	Purchase	7 000%	15-Jul-05	24-Jan-01	10-Apr-01	1,150,000	1,213 054 50	1,232,512 50	19 458 00
FNMA	Purchase	6 500%	15-Aug-04	16-Feb-01	10-Apr-01	3,500,000	3,624,635 00	3,673,250 00	48 615 00
FNMA	Purchase	6 000%	15-Dec-05	28-Feb-01	30-Apr-01	355,000	366,126 06	362,833 90	(3 192 16)
FNMA	Purchase	5 500%	15-Mar-11	22-Mar-01	02-May-01	275,000	273,300 50	265 890 63	(7,409 87)
FNMA	Purchase	6 625%	15-Nov-30	19-Apr-01	10-May-01	985,000	1 004 434 05	1,012,636 15	8,202 10
FNMA	Purchase	6 250%	01-Feb-11	25-Jan-01	21-May-01	140,000	139 557 80	139,713 00	155 40
FNMA	Purchase	6 375%	15-Jun-09	29-Mar-01	30-May-01	325,000	338,908 42	330,954 10	(7 952 32)
FNMA	Purchase	6 000%	15-May 11	23-May-01	06-Jun-01	550,000	546 392 00	549,582 00	3,190 00
FNMA	Purchase	6 375%	15-Jun-09	29-Mar-01	11-Jun-01	275,000	286,768 98	284,138 25	(2,628 73)
FNMA	Purchase	6 375%	15-Jun-09	02-May-01	11-Jun-01	300,000	310,272 00	309,969 00	(303 00)
FNMA	Purchase	5 500%	02-May-06	02-May-01	14-Jun-01	50,000	49,824 50	49,812 50	(12 00)
FNMA	Purchase	5 500%	15-Feb-06	12-Jun-01	20-Jun-01	3,555,000	3 575 381 26	3,591,665 35	16 504 09

RICHARD AND RHODA GOLDMAN FUND
84-8064502
YEAR ENDED DECEMBER 31, 2001

GAINS (LOSSES) - INVESTMENT SECURITIES

Description	How Acquired	Rate	Maturity	Date Acquired	Date Sold	Number of Shares or Par Value	Cost	Gross Sales Price	Gain (Loss)
FNMA	Purchase	5 250%	15-Jun-06	20-Jun-01	22-Jun-01	2 625,000	2,621 167 50	2,622 060 00	892 50
FNMA	Purchase	7 125%	15-Mar-07	30-Mar-00	02-Jul-01	1 150,000	1,146 423 50	1 239 472 30	83 048 80
FNMA	Purchase	7 125%	15-Mar-07	18-May 01	02-Jul-01	150 000	161 199 00	161 870 30	471 30
FNMA	Purchase	7 250%	15-Jan-10	22-Jun-01	18-Jul-01	3 200 000	3 505 120 00	3,484,448 00	(20,672 00)
FNMA	Purchase	7 250%	15-Jan-10	19-Jul-01	18-Jul-01	1 305 000	1 433 503 35	1,438 462 38	4 959 03
FNMA	Purchase	6 000%	15-May 08	28-Jun-01	01 Aug-01	295,000	299 547 13	303,999 25	4,452 12
FNMA	Purchase	6 500%	15-Aug-04	19-Jul-01	02-Aug-01	875 000	917 488 25	919,570 75	2 082 50
FNMA	Purchase	6 000%	15-May-08	28-Jun-01	03-Aug-01	1,060 000	1 076,338 84	1 084,511 95	8,173 11
FNMA	Purchase	7 250%	15-Jan-10	19-Jul-01	24-Aug-01	295,000	324 048 65	326 927 85	2 879 20
FNMA	Purchase	6 500%	15-Aug-04	19-Jul 01	29-Aug-01	1,840 000	1 929,346 72	1 943 843 52	14 296 80
FNMA	Purchase	6 625%	15-Nov-30	24-Apr-01	10 Sep-01	85 000	86 281 80	90 425 39	4,143 59
FNMA	Purchase	6 000%	15-May-11	18-Jul-01	20-Sep-01	4,450 000	4,460,146 00	4 618,833 00	158,687 00
FNMA	Purchase	7 250%	15-Jan-10	19-Jul-01	20-Sep-01	425,000	466,849 75	478 112 25	11,262 50
FNMA	Purchase	7 250%	15-Jan-10	02-Aug-01	20-Sep-01	350,000	384 849 50	393,739 50	8 890 00
FNMA	Purchase	6 500%	15-Aug-04	19-Jul-01	28-Sep-01	1,660,000	1 740,806 28	1 790,509 20	49 902 92
FNMA	Purchase	5 250%	15-Jun-06	20-Jun-01	16 Oct-01	785,000	817,227 92	817,227 92	33,374 02
FNMA	Purchase	6 625%	15 Nov-30	31 Aug-01	17-Oct-01	325,000	345 490 27	352,434 57	6 944 30
FNMA	Purchase	6 625%	15-Sep-09	03-Feb-00	23-Oct-01	175 000	165 082 84	192,296 13	27,213 29
FNMA	Purchase	6 625%	15-Sep-09	16-Jul-01	23-Oct-01	730,000	766,357 42	802,149 55	35,792 13
FNMA	Purchase	6 625%	15-Sep-09	21-Sep-01	23-Oct-01	315,000	343 743 75	346,133 02	2,389 27
FNMA	Purchase	7 250%	15-Jan-10	23-Oct-01	25-Oct-01	550,000	627 279 30	630,974 61	3,695 31
FNMA	Purchase	7 250%	15-May-30	25-Jan-01	31-Oct-01	615,000	685 869 15	745,078 65	59,209 50
FNMA	Purchase	6 625%	15-Nov-30	31-Aug-01	31-Oct-01	525 000	558,099 68	590 287 39	32,187 71
FNMA	Purchase	7 125%	15-Jan-30	19 Sep-01	31-Oct-01	245,000	270,151 70	292 297 25	22 145 55
FNMA	Purchase	6 625%	15-Nov 30	03-Oct-01	31-Oct-01	125,000	135,922 88	140,544 61	4,621 73
FNMA	Purchase	5 250%	15-Jun-06	20-Jun-01	01-Nov-01	145,000	144,788 30	153 003 32	8,215 02
FNMA	Purchase	5 250%	15-Jun-06	20-Sep-01	01-Nov-01	265,000	273 615 50	279 626 76	6 011 26
FNMA	Purchase	3 500%	15-Sep-04	28-Sep-01	01-Nov-01	900,000	897,138 00	907,031 25	9,893 25
FNMA	Purchase	5 250%	15-Jun-06	10-Oct-01	01-Nov-01	250,000	260,162 50	263 798 82	3 636 32
FNMA	Purchase	7 250%	15-Jan-10	23-Oct-01	01-Nov-01	605,000	690 007 22	710 804 10	20 796 88
FNMA	Purchase	3 500%	15-Sep-04	28-Sep-01	08-Nov-01	760,000	757,583 20	768,045 31	10 462 11
FNMA	Purchase	5 250%	15-Jan-09	01-Nov-01	27-Nov-01	685,000	929,285 40	897,542 58	(31 742 82)
FNMA	Purchase	7 250%	15-Jan-10	28-Nov-01	12-Dec-01	1 125,000	1,254 442 50	1,243 991 25	(10 451 25)
FNMA	Purchase	7 000%	15-Jul-05	11-Oct-00	04-Jan-01	770,000	782,370 80	814 996 68	32,628 08
FNMA	Purchase	7 000%	15-Jul-05	11-Oct-00	05-Jan-01	850,000	863 656 07	899 306 64	35 650 57
FNMA	Purchase	6 625%	15-Oct-07	17-Jan-01	14-Feb-01	575 000	601 638 67	606 018 55	4 379 88
FNMA	Purchase	6 625%	15-Nov-10	09-Feb-01	16-Feb-01	225 000	237,937 50	234,914 07	(3 023 43)
FNMA	Purchase	6 625%	15-Nov-10	13-Feb-01	18-Feb-01	160,000	169 369 60	167 049 99	(2 319 61)
FNMA	Purchase	6 625%	15-Nov-10	13-Feb-01	20-Feb-01	205,000	217 004 80	215 057 71	(1 947 09)
FNMA	Purchase	6 000%	01-Apr-29	28-Feb-01	18-Apr-01	1,135,000	1,108,043 75	1,105 871 29	(2,172 46)
FNMA	Purchase		01-May-14	03-Apr-01	14-May-01	1 135,000	1 104 496 88	1,102 900 78	(1,596 10)
FNMA	Purchase		01-May 14	19-Mar-01	17-May-01	1 030 000	1,026 459 38	1,022,918 75	(3,540 63)
FNMA	Purchase	6 625%	15-Nov-10	12 Apr-01	23-May-01	615 000	646,542 77	639 647 97	(8,894 80)
FNMA	Purchase	6 625%	15-Nov-10	17-Apr-01	23-May-01	385,000	401,785 21	400 430 03	(1,335 18)
FNMA	Purchase	6 000%	01 Apr-14	19-Apr-01	05-Jun-01	1 030 000	1 026 137 50	1 028 068 75	1 931 25
FNMA	Purchase		01-Jun-29	23-Apr-01	13-Jun-01	740 000	747,168 75	745 665 63	(1,503 12)
FNMA	Purchase		01-Jun-29	23-Apr-01	13-Jun-01	1,135,000	1,100 950 00	1 100 107 62	(842 38)
FNMA	Purchase		01-Jun-29	10-May-01	13-Jun-01	905 000	900 475 00	894,229 30	(6,245 70)
FNMA	Purchase	6 625%	15-Nov-30	30-Jan-01	03-Jul-01	195 000	202,183 01	196,668 23	(5,514 78)
FNMA	Purchase	6 625%	15-Nov-10	31-May-01	06-Jul-01	380,000	390 930 32	392,795 36	1 865 04
FNMA	Purchase	6 625%	15-Nov-10	31-May-01	12-Jul-01	315,000	324,275 88	328,592 25	4,316 37
FNMA	Purchase	6 625%	15-Nov-10	31-May-01	20-Jul-01	705,000	732,352 80	738,952 80	6,600 00
FNMA	Purchase		01 Aug-27	10-Jul-01	13-Aug-01	470,000	452 668 75	455,459 38	2,790 63
FNMA	Purchase		01-Aug-27	10-Jul-01	13-Aug-01	685,000	640,478 13	648,271 10	7,792 97
FNMA	Purchase		01 Aug-27	01-Aug-01	13-Aug-01	510,000	498 046 88	497,170 31	(878 57)
FNMA	Purchase		25-Sep-27	02-Aug-01	17-Sep-01	1,175 000	1,142 687 50	1,159 578 13	16 890 63
FNMA	Purchase	6 625%	15-Oct-07	22-Jun-01	27-Sep-01	195,000	208,898 05	214,498 05	7,600 00
FNMA	Purchase	6 000%	15-May-11	18-Jul-01	12-Oct-01	185 000	185 421 80	193 614 06	8 192 26
FNMA	Purchase		01-Oct 29	05-Sep-01	15-Oct-01	615,000	625,570 31	627,300 00	1,729 69
FNMA	Purchase	6 500%	15-Aug-04	28-Sep-01	15-Oct-01	105 000	112,974 12	113,363 09	388 97
FNMA	Purchase	6 000%	15-May-11	18-Jul-01	26-Oct-01	515,000	518 174 20	542 010 47	25 836 27
FNMA	Purchase	6 000%	15-May-11	26-Sep-01	26-Oct-01	35,000	36 486 80	36,835 66	348 86
FNMA	Purchase	6 000%	15-May-11	26-Sep-01	26-Oct-01	70,000	72,973 60	74,209 80	1,236 20
FNMA	Purchase	6 625%	15-Nov-30	30-Jan-01	09-Nov-01	195,000	202 183 01	224,263 46	22 080 45
FNMA	Purchase	6 625%	15-Nov-30	14-Feb-01	09-Nov-01	25,000	26,357 25	28,751 72	2,394 47
FNMA	Purchase	6 625%	15-Nov-30	14-Feb-01	06-Dec-01	55,000	57,985 95	58,626 57	640 62
FNMA	Purchase	6 625%	15-Nov-30	30-Apr-01	06-Dec-01	115,000	116,446 47	122,582 82	6,136 35
FNMA	Purchase	6 625%	15-Nov-30	23-Oct-01	06-Dec-01	340,000	365,796 80	362,416 74	(3,377 06)
FNMA	Purchase	4 375%	15-Oct-06	28-Nov-01	18-Dec-01	475,000	468,542 87	485 073 25	(3,469 72)
FNMA	Purchase	5 375%	15-Nov-11	28-Nov-01	18-Dec-01	345,000	340,258 25	326,752 73	(13 503 52)
FNMA	Purchase	4 375%	15-Oct-06	10-Dec-01	18-Dec-01	195 000	190,611 06	190,924 80	313 74

RICHARD AND RHODA GOLDMAN FUND
94-6064502
YEAR ENDED DECEMBER 31, 2001

GAINS (LOSSES) - INVESTMENT SECURITIES

Description	How Acquired	Rate	Maturity	Date Acquired	Date Sold	Number of Shares or Par Value	Cost	Gross Sales Price	Gain (Loss)
FNMA	Purchase	4.375%	15-Oct-06	10-Dec-01	24-Dec-01	1,000,000	977,081.32	975,325.00	(1,756.32)
FNMA Discount	Purchase			16-Jan-01	18-Dec-00	3,385,000	3,368,281.86	3,368,281.86	
FNMA Discount	Purchase			12-Feb-01	16-Jan-01	215,000	214,111.81	214,104.35	(7.46)
FNMA Discount	Purchase			12-Feb-01	16-Jan-01	1,525,000	1,518,700.06	1,518,858.49	158.43
FNMA Discount	Purchase			12-Feb-01	16-Jan-01	3,260,000	3,246,532.58	3,246,532.58	
FNMA Discount	Purchase			13-Mar-01	24-Jan-01	255,000	253,182.29	253,210.33	28.05
FNMA Discount	Purchase			13-Mar-01	24-Jan-01	1,645,000	1,633,273.89	1,633,273.89	
FNMA Discount	Purchase			13-Mar-01	13-Feb-01	2,410,000	2,400,275.65	2,400,275.65	
FNMA Discount	Purchase			13-Mar-01	14-Feb-01	1,390,000	1,384,599.07	1,384,599.07	
FNMA Discount	Purchase			19-Apr-01	13-Mar-01	4,535,000	4,511,834.97	4,511,834.97	
FNMA Discount	Purchase			15-Jun-01	14-May-01	400,000	398,592.00	398,594.22	2.22
FNMA Discount	Purchase			15-Jun-01	14-May-01	4,440,000	4,424,816.95	4,424,816.95	
FNMA Discount	Purchase			18-Jul-01	14-Jun-01	315,000	313,902.75	313,923.23	20.48
FNMA Discount	Purchase			18-Jul-01	14-Jun-01	1,640,000	1,634,287.33	1,634,325.60	38.27
FNMA Discount	Purchase			18-Jul-01	14-Jun-01	1,045,000	1,041,359.82	1,041,378.78	18.86
FNMA Discount	Purchase			18-Jul-01	14-Jun-01	1,440,000	1,434,984.00	1,434,984.00	
FNMA Discount	Purchase			31-Aug-01	05-Jul-01	495,000	493,087.65	493,087.65	
FNMA Discount	Purchase			31-Aug-01	18-Jul-01	840,000	837,189.50	837,189.50	
FNMA Discount	Purchase			31-Aug-01	18-Jul-01	970,000	967,561.53	967,561.53	
FNMA Discount	Purchase			17-Sep-01	06-Aug-01	1,120,000	1,115,471.78	1,115,471.78	
FNMA Discount	Purchase			17-Sep-01	15-Aug-01	1,465,000	1,460,481.29	1,460,481.29	
FNMA Discount	Purchase			15-Nov-30	15-Oct-01	885,000	882,981.90	882,981.90	
FNMA Discount	Purchase			15-Nov-30	16-Oct-01	2,380,000	2,374,960.35	2,374,960.35	
FNMA Discount	Purchase			18-Dec-01	09-Nov-01	1,280,000	1,277,511.86	1,277,440.93	(70.93)
FNMA Discount	Purchase			18-Dec-01	09-Nov-01	10,000	9,981.82	9,981.40	(0.42)
FNMA Discount	Purchase			18-Dec-01	09-Nov-01	345,000	344,372.77	344,456.65	83.88
FNMA Discount	Purchase			18-Dec-01	19-Nov-01	1,080,000	1,078,336.13	1,078,299.07	(37.06)
FNMA Discount	Purchase			18-Dec-01	19-Nov-01	2,300,000	2,296,511.66	2,296,511.66	
FNMA Com	Purchase			28-Jun-00	15-Jun-01	100	5,695.75	8,066.79	2,371.04
FNMA Com	Gift			11-May-98	16-Jul-01	385	22,435.34	33,336.03	10,900.69
FNMA Com	Purchase			11-May-98	17-Dec-01	200	11,654.72	15,505.48	3,850.76
FNMA Com	Purchase			11-May-98	18-Dec-01	315	18,356.18	24,669.98	6,313.80
FNMA Com	Purchase			11-Jun-98	18-Dec-01	1,150	70,670.26	90,084.99	19,394.73
FNMA Com	Purchase			17-Jul-98	18-Dec-01	435	29,025.24	34,068.06	5,042.82
FNMA Com	Purchase			17-Jul-98	19-Dec-01	300	20,017.41	23,590.40	3,572.99
FNMA Com	Purchase			28-Jun-00	21-Dec-01	100	5,695.75	8,010.03	2,314.28
FNMA Pass-Throughs	Purchase	6.500%	30 years	10-Sep-01	17-Sep-01	1,625,000	1,630,585.94	1,634,394.53	3,808.59
FNMA Pass-Throughs	Purchase	7.500%	30 years	10-Sep-01	15-Oct-01	2,175,000	2,240,250.00	2,262,509.78	22,259.78
FNMA Pass-Throughs	Purchase	6.500%	30 years	09-Oct-01	15-Oct-01	1,625,000	1,651,406.25	1,856,674.81	2,005.56
FNMA Pass-Throughs	Purchase	6.000%	30 years	22-Oct-01	05-Nov-01	1,575,000	1,571,000.98	1,586,012.70	15,011.72
FNMA Pass-Throughs	Purchase	6.500%	30 years	30-Oct-01	05-Nov-01	2,225,000	2,277,843.75	2,277,843.75	
FNMA Pass-Throughs	Purchase	6.000%	30 years	01-Nov-01	05-Nov-01	825,000	836,085.94	830,768.56	(5,317.38)
FNMA Pass-Throughs	Purchase	6.000%	30 years	10-Dec-01	10-Dec-01	825,000	800,507.81	809,176.76	8,668.95
FNMA Pass-Throughs	Purchase	6.500%	30 years	10-Dec-01	10-Dec-01	1,625,000	1,615,351.56	1,628,745.12	13,393.56
FNMA Pool #252805	Purchase	7.000%	01-Oct-29	17-Aug-99	25-Jan-01	5,320	5,202.51	5,319.61	117.10
FNMA Pool #252805	Purchase	7.000%	01-Oct-29	17-Aug-99	29-Jan-01	329,351	321,195.01	330,560.39	9,365.38
FNMA Pool #252805	Purchase	7.000%	01-Oct-29	17-Aug-99	26-Feb-01	4,083	3,996.72	4,082.74	86.02
FNMA Pool #252805	Purchase	7.000%	01-Oct-29	17-Aug-99	28-Mar-01	12,152	11,895.84	12,151.87	256.03
FNMA Pool #252805	Purchase	7.000%	01-Oct-29	17-Aug-99	25-Apr-01	19,396	18,986.88	19,395.50	408.64
FNMA Pool #252805	Purchase	7.000%	01-Oct-29	17-Aug-99	25-May-01	20,431	20,000.18	20,430.61	430.45
FNMA Pool #252805	Purchase	7.000%	01-Oct-29	17-Aug-99	25-Jun-01	18,498	18,150.86	18,498.48	347.60
FNMA Pool #252805	Purchase	7.000%	01-Oct-29	17-Aug-99	25-Jul-01	19,810	19,392.14	19,809.51	417.37
FNMA Pool #252805	Purchase	7.000%	01-Oct-29	17-Aug-99	27-Aug-01	18,821	18,468.58	18,620.99	354.41
FNMA Pool #252805	Purchase	7.000%	01-Oct-29	17-Aug-99	25-Sep-01	20,048	19,625.70	20,048.10	422.40
FNMA Pool #252805	Purchase	7.000%	01-Oct-29	17-Aug-99	25-Oct-01	17,214	16,851.31	17,213.99	362.68
FNMA Pool #252805	Purchase	7.000%	01-Oct-29	17-Aug-99	26-Nov-01	32,257	31,577.61	32,257.23	679.62
FNMA Pool #252805	Purchase	7.000%	01-Oct-29	17-Aug-99	26-Dec-01	56,486	55,296.27	56,486.38	1,190.11
FNMA Pool #252874	Purchase	7.500%	01-Nov-29	24-Oct-00	23-Jan-01	462,846	464,581.29	472,808.77	8,027.48
FNMA Pool #253184	Purchase	7.500%	01-Nov-29	24-Oct-00	25-Jan-01	3,338	3,351.85	3,339.13	(12.52)
FNMA Pool #253184	Purchase	8.000%	01-Mar-30	07-Mar-00	25-Jan-01	7,032	7,064.51	7,031.55	(32.96)
FNMA Pool #253184	Purchase	8.000%	01-Mar-30	07-Mar-00	26-Feb-01	12,192	12,246.95	12,191.80	(57.15)
FNMA Pool #253184	Purchase	8.000%	01-Mar-30	07-Mar-00	26-Mar-01	20,364	20,459.54	20,364.08	(95.46)
FNMA Pool #253184	Purchase	8.000%	01-Mar-30	07-Mar-00	25-Apr-01	28,278	28,410.34	28,277.79	(132.55)
FNMA Pool #253184	Purchase	8.000%	01-Mar-30	07-Mar-00	25-May-01	21,435	21,535.08	21,434.61	(100.47)
FNMA Pool #253184	Purchase	8.000%	01-Mar-30	07-Mar-00	25-Jun-01	20,830	20,927.43	20,829.79	(97.64)
FNMA Pool #253184	Purchase	8.000%	01-Mar-30	07-Mar-00	25-Jul-01	14,468	14,536.31	14,488.49	(67.82)
FNMA Pool #253184	Purchase	8.000%	01-Mar-30	07-Mar-00	27-Aug-01	12,898	12,956.05	12,895.60	(60.45)
FNMA Pool #253184	Purchase	8.000%	01-Mar-30	07-Mar-00	25-Sep-01	13,184	13,248.23	13,184.43	(61.80)
FNMA Pool #253184	Purchase	8.000%	01-Mar-30	07-Mar-00	25-Oct-01	10,520	10,569.35	10,520.04	(49.31)
FNMA Pool #253184	Purchase	8.000%	01-Mar-30	07-Mar-00	26-Nov-01	14,508	14,576.12	14,508.11	(68.01)
FNMA Pool #253184	Purchase	8.000%	01-Mar-30	07-Mar-00	26-Dec-01	17,605	17,667.08	17,604.56	(62.52)

RICHARD AND RHODA GOLDMAN FUND
94-8064502
YEAR ENDED DECEMBER 31, 2001

GAINS (LOSSES) - INVESTMENT SECURITIES

Description	How Acquired	Rate	Maturity	Date Acquired	Date Sold	Number of Shares or Par Value	Cost	Gross Sales Price	Gain (Loss)
FNMA Pool #253703	Purchase	6.500%	01-Feb-18	12-Jan-01	15-Feb-01	444,956	445,651.24	448,345.31	2,694.07
FNMA Pool #303908	Purchase	9.000%	01-Nov-10	13-Nov-96	25-Jan-01	1,228	1,307.40	1,228.33	(79.07)
FNMA Pool #303908	Purchase	9.000%	01-Nov-10	13-Nov-96	26-Feb-01	4,154	4,421.81	4,154.37	(267.44)
FNMA Pool #303908	Purchase	9.000%	01-Nov-10	13-Nov-96	26-Mar-01	1,871	1,778.30	1,670.75	(107.55)
FNMA Pool #303908	Purchase	9.000%	01-Nov-10	13-Nov-96	25-Apr-01	1,454	1,547.56	1,453.96	(93.60)
FNMA Pool #303908	Purchase	9.000%	01-Nov-10	13-Nov-96	25-May-01	2,798	2,978.61	2,798.46	(180.15)
FNMA Pool #303908	Purchase	9.000%	01-Nov-10	13-Nov-96	25-Jun-01	2,412	2,566.75	2,411.51	(155.24)
FNMA Pool #303908	Purchase	9.000%	01-Nov-10	13-Nov-96	25-Jul-01	1,837	1,742.66	1,637.26	(105.40)
FNMA Pool #303908	Purchase	9.000%	01-Nov-10	13-Nov-96	27-Aug-01	1,314	1,398.48	1,313.88	(84.58)
FNMA Pool #303908	Purchase	9.000%	01-Nov-10	13-Nov-96	25-Sep-01	2,810	2,990.87	2,809.98	(180.89)
FNMA Pool #303908	Purchase	9.000%	01-Nov-10	13-Nov-96	25-Oct-01	1,787	1,880.54	1,768.80	(113.74)
FNMA Pool #303908	Purchase	9.000%	01-Nov-10	13-Nov-96	26-Nov-01	1,819	1,936.57	1,819.44	(117.13)
FNMA Pool #303908	Purchase	9.000%	01-Nov-10	13-Nov-96	26-Dec-01	1,177	1,252.36	1,178.62	(75.74)
FNMA Pool #357036	Purchase	7.500%	01-Sep-29	10-Sep-99	25-Jan-01	2,682	2,668.36	2,661.50	(6.86)
FNMA Pool #357036	Purchase	7.500%	01-Sep-29	10-Sep-99	29-Jan-01	209,536	210,075.88	213,955.56	3,879.68
FNMA Pool #357036	Purchase	7.500%	01-Sep-29	10-Sep-99	26-Feb-01	2,149	2,154.85	2,149.31	(5.54)
FNMA Pool #357036	Purchase	7.500%	01-Sep-29	10-Sep-99	26-Mar-01	4,103	4,113.20	4,102.62	(10.58)
FNMA Pool #357036	Purchase	7.500%	01-Sep-29	10-Sep-99	25-Apr-01	12,884	12,917.45	12,884.23	(33.22)
FNMA Pool #357036	Purchase	7.500%	01-Sep-29	10-Sep-99	25-May-01	7,271	7,290.23	7,271.48	(18.75)
FNMA Pool #357036	Purchase	7.500%	01-Sep-29	10-Sep-99	25-Jun-01	9,272	9,298.32	9,272.41	(23.91)
FNMA Pool #357036	Purchase	7.500%	01-Sep-29	10-Sep-99	25-Jul-01	8,587	8,604.04	8,587.06	(16.98)
FNMA Pool #357036	Purchase	7.500%	01-Sep-29	10-Sep-99	27-Aug-01	5,005	5,017.57	5,004.67	(12.90)
FNMA Pool #357036	Purchase	7.500%	01-Sep-29	10-Sep-99	25-Sep-01	8,459	8,481.28	8,459.47	(21.81)
FNMA Pool #357036	Purchase	7.500%	01-Sep-29	10-Sep-99	25-Oct-01	6,357	6,373.68	6,357.29	(16.39)
FNMA Pool #357036	Purchase	7.500%	01-Sep-29	10-Sep-99	26-Nov-01	11,841	11,871.28	11,840.73	(30.53)
FNMA Pool #357036	Purchase	7.500%	01-Sep-29	10-Sep-99	26-Dec-01	16,747	16,790.51	16,747.33	(43.18)
FNMA Pool #447748	Purchase	6.500%	01-Mar-29	29-Mar-99	25-Jan-01	16,273	16,169.68	16,272.68	102.98
FNMA Pool #447748	Purchase	6.500%	01-Mar-29	29-Mar-99	26-Feb-01	2,465	2,449.39	2,464.99	15.60
FNMA Pool #447748	Purchase	6.500%	01-Mar-29	29-Mar-99	21-Mar-01	2,166,068	2,152,361.17	2,169,791.25	17,430.08
FNMA Pool #481601	Purchase	6.000%	01-Mar-29	29-Mar-99	26-Mar-01	39,177	38,928.02	39,175.93	247.91
FNMA Pool #481601	Purchase	6.000%	01-Mar-29	03-Feb-99	25-Jan-01	5,439	5,357.50	5,438.65	81.15
FNMA Pool #481601	Purchase	6.000%	01-Mar-29	03-Feb-99	26-Feb-01	2,776	2,734.38	2,775.80	41.42
FNMA Pool #481601	Purchase	6.000%	01-Mar-29	03-Feb-99	26-Mar-01	10,877	10,714.39	10,876.69	162.30
FNMA Pool #481601	Purchase	6.000%	01-Mar-29	03-Feb-99	25-Apr-01	6,649	6,549.45	6,648.66	99.21
FNMA Pool #481601	Purchase	6.000%	01-Mar-29	03-Feb-99	25-May-01	9,411	9,270.66	9,411.29	140.43
FNMA Pool #481601	Purchase	6.000%	01-Mar-29	03-Feb-99	25-Jun-01	16,044	15,804.52	16,043.93	239.41
FNMA Pool #481601	Purchase	6.000%	01-Mar-29	03-Feb-99	25-Jul-01	9,479	9,337.07	9,478.51	141.44
FNMA Pool #481601	Purchase	6.000%	01-Mar-29	03-Feb-99	27-Aug-01	12,523	12,336.20	12,523.07	186.87
FNMA Pool #481601	Purchase	6.000%	01-Mar-29	03-Feb-99	25-Sep-01	11,299	11,130.06	11,298.66	168.60
FNMA Pool #481601	Purchase	6.000%	01-Mar-29	03-Feb-99	25-Oct-01	3,315	3,265.57	3,315.04	49.47
FNMA Pool #481601	Purchase	6.000%	01-Mar-29	03-Feb-99	26-Nov-01	9,087	8,950.93	9,086.52	135.59
FNMA Pool #481601	Purchase	6.000%	01-Mar-29	03-Feb-99	26-Dec-01	18,768	18,487.73	18,767.78	280.05
FNMA Pool #488397	Purchase	6.500%	01-Mar-29	16-Mar-01	25-Apr-01	894	895.84	893.88	(1.96)
FNMA Pool #488397	Purchase	6.500%	01-Mar-29	16-Mar-01	25-May-01	5,794	5,808.28	5,793.61	(12.67)
FNMA Pool #488397	Purchase	6.500%	01-Mar-29	16-Mar-01	25-Jun-01	890	891.74	889.79	(1.95)
FNMA Pool #488397	Purchase	6.500%	01-Mar-29	16-Mar-01	25-Jul-01	16,188	16,203.35	16,167.98	(35.37)
FNMA Pool #488397	Purchase	6.500%	01-Mar-29	16-Mar-01	27-Aug-01	20,752	20,797.15	20,751.76	(45.39)
FNMA Pool #488397	Purchase	6.500%	01-Mar-29	16-Mar-01	25-Sep-01	14,231	14,262.04	14,230.91	(31.13)
FNMA Pool #488397	Purchase	6.500%	01-Mar-29	16-Mar-01	25-Oct-01	10,220	10,242.80	10,220.44	(22.36)
FNMA Pool #488397	Purchase	6.500%	01-Mar-29	16-Mar-01	26-Nov-01	5,268	5,279.04	5,267.52	(11.52)
FNMA Pool #488397	Purchase	6.500%	01-Mar-29	16-Mar-01	26-Dec-01	4,527	4,537.18	4,527.28	(9.90)
FNMA Pool #530578	Purchase	7.500%	01-Apr-30	23-Jan-01	14-Mar-01	408,000	415,171.59	416,781.28	1,609.69
FNMA Pool #534138	Purchase	7.000%	01-May-15	02-Feb-01	07-May-01	379,982	385,780.33	388,214.46	2,434.13
FNMA Pool #535817	Purchase	7.000%	01-Apr-31	09-Jul-01	27-Aug-01	7,387	7,458.12	7,387.13	(70.99)
FNMA Pool #535817	Purchase	7.000%	01-Apr-31	09-Jul-01	25-Sep-01	10,124	10,221.69	10,124.40	(97.29)
FNMA Pool #535817	Purchase	7.000%	01-Apr-31	09-Jul-01	28-Sep-01	372,859	378,440.94	385,704.13	7,263.19
FNMA Pool #545026	Purchase	7.500%	01-May-30	28-Feb-01	16-Apr-01	548,180	559,314.93	559,143.62	(171.31)
FNMA Pool #545026	Purchase	7.500%	01-May-30	19-Mar-02	18-Apr-01	123,530	126,038.92	126,000.31	(38.61)
FNMA Pool #545026	Purchase	7.500%	01-Aug-30	28-Feb-01	16-Apr-01	816,377	832,959.61	832,704.49	(255.12)
FNMA Pool #545026	Purchase	6.500%	01-May-16	22-May-01	25-Jun-01	3,117	3,143.35	3,117.05	(26.30)
FNMA Pool #545026	Purchase	6.500%	01-May-16	22-May-01	25-Jul-01	1,169	1,179.23	1,169.36	(9.87)
FNMA Pool #545026	Purchase	6.500%	01-May-16	22-May-01	27-Aug-01	2,458	2,478.84	2,458.10	(20.74)
FNMA Pool #545026	Purchase	6.500%	01-May-16	22-May-01	25-Sep-01	2,329	2,349.08	2,329.41	(19.65)
FNMA Pool #545026	Purchase	6.500%	01-May-16	22-May-01	25-Oct-01	3,657	3,687.98	3,657.12	(30.86)
FNMA Pool #545026	Purchase	6.500%	01-May-16	22-May-01	26-Nov-01	4,821	4,861.69	4,821.01	(40.68)
FNMA Pool #545026	Purchase	6.500%	01-May-16	22-May-01	26-Dec-01	6,185	6,237.27	6,185.08	(52.19)
FNMA Pool #545122	Purchase	7.000%	01-Jul-16	12-Jul-01	27-Aug-01	10,172	10,413.35	10,171.77	(241.58)
FNMA Pool #545122	Purchase	7.000%	01-Jul-16	12-Jul-01	21-Sep-01	503,881	515,847.81	522,933.64	7,085.83
FNMA Pool #545122	Purchase	7.000%	01-Jul-16	12-Jul-01	25-Sep-01	10,947	11,207.59	10,947.58	(260.01)
FNMA Pool #545146	Purchase	7.500%	01-Jul-31	11-Jul-01	27-Aug-01	13,129	13,468.29	13,129.16	(337.13)
FNMA Pool #545146	Purchase	7.500%	01-Jul-31	11-Jul-01	25-Sep-01	19,851	20,360.68	19,850.95	(509.73)

RICHARD AND RHODA GOLDMAN FUND
84-8064502
YEAR ENDED DECEMBER 31, 2001

GAINS (LOSSES) - INVESTMENT SECURITIES

Description	How Acquired	Rate	Maturity	Date Acquired	Date Sold	Number of Shares or Par Value	Cost	Gross Sales Price	Gain (Loss)
FNMA Pool #545146	Purchase	7.500%	01-Jul-31	11-Jul-01	25-Oct-01	13,998	14,357.92	13,998.47	(359.45)
FNMA Pool #545146	Purchase	7.500%	01-Jul-31	11-Jul-01	30-Oct-01	343,022	351,829.53	357,760.62	5,931.09
FNMA Pool #545278	Purchase	7.500%	01-Nov-31	09-Oct-01	09-Nov-01	2,000,000	2,078,124.28	2,090,311.78	12,187.48
FNMA Pool #546013	Purchase	8.000%	01-Jul-30	18-Jul-00	28-Jan-01	418	417.09	417.81	0.72
FNMA Pool #546013	Purchase	8.000%	01-Jul-30	18-Jul-00	26-Feb-01	14,326	14,300.98	14,325.60	24.62
FNMA Pool #546013	Purchase	8.000%	01-Jul-30	18-Jul-00	26-Mar-01	26,582	28,536.19	26,581.88	45.69
FNMA Pool #546013	Purchase	8.000%	01-Jul-30	18-Jul-00	25-Apr-01	16,965	16,936.30	16,965.48	29.16
FNMA Pool #546013	Purchase	8.000%	01-Jul-30	18-Jul-00	25-May-01	24,643	24,600.81	24,643.17	42.36
FNMA Pool #546013	Purchase	8.000%	01-Jul-30	18-Jul-00	25-Jun-01	20,839	20,803.01	20,838.83	35.82
FNMA Pool #546013	Purchase	8.000%	01-Jul-30	18-Jul-00	25-Jul-01	33,450	33,393.00	33,450.49	57.49
FNMA Pool #546013	Purchase	8.000%	01-Jul-30	18-Jul-00	27-Aug-01	15,355	15,329.04	15,355.43	26.39
FNMA Pool #546013	Purchase	8.000%	01-Jul-30	18-Jul-00	25-Sep-01	19,458	19,424.92	19,458.36	33.44
FNMA Pool #546013	Purchase	8.000%	01-Jul-30	18-Jul-00	25-Oct-01	8,639	8,623.82	8,638.67	14.85
FNMA Pool #546013	Purchase	8.000%	01-Jul-30	18-Jul-00	26-Nov-01	19,044	19,010.84	19,043.57	32.73
FNMA Pool #546013	Purchase	8.000%	01-Jul-30	18-Jul-00	26-Dec-01	7,298	7,285.87	7,298.41	12.54
FNMA Pool #549363	Purchase	7.000%	01-Oct-15	02-Feb-01	19-Apr-01	582,543	591,463.61	594,103.26	2,639.65
FNMA Pool #554772	Purchase	6.500%	01-Nov-15	31-Jan-01	19-Mar-01	401,294	403,676.59	403,927.40	250.81
FNMA Pool #558565	Purchase	7.000%	01-Nov-15	02-Feb-01	19-Apr-01	417,357	423,747.85	425,639.00	1,891.15
FNMA Pool #562733	Purchase	7.500%	01-Jan-31	23-Jan-01	14-Mar-01	1,000,000	1,017,577.68	1,021,523.18	3,945.30
FNMA Pool #559471	Purchase	7.000%	01-Nov-15	02-Feb-01	19-Apr-01	599,941	609,127.13	611,845.61	2,718.48
FNMA Pool #559570	Purchase	7.500%	01-Dec-30	28-Feb-01	16-Apr-01	168,270	171,688.18	171,635.59	(52.59)
FNMA Pool #561087	Purchase	7.000%	01-Apr-16	02-Feb-01	19-Apr-01	1,000,000	1,015,312.50	1,021,718.75	6,406.25
FNMA Pool #562754	Purchase	7.000%	01-Jan-31	30-May-01	25-Jun-01	4,888	4,908.41	4,887.79	(20.62)
FNMA Pool #562754	Purchase	7.000%	01-Jan-31	30-May-01	25-Jul-01	3,209	3,222.73	3,209.19	(13.54)
FNMA Pool #562754	Purchase	7.000%	01-Jan-31	30-May-01	27-Aug-01	4,593	4,612.83	4,593.45	(19.38)
FNMA Pool #562754	Purchase	7.000%	01-Jan-31	30-May-01	25-Sep-01	3,956	3,973.02	3,956.33	(16.69)
FNMA Pool #562754	Purchase	7.000%	01-Jan-31	30-May-01	25-Oct-01	6,710	6,738.73	6,710.42	(28.31)
FNMA Pool #562754	Purchase	7.000%	01-Jan-31	30-May-01	14-Nov-01	199,777	200,619.32	207,143.28	6,523.96
FNMA Pool #562754	Purchase	7.000%	01-Jan-31	30-May-01	26-Nov-01	12,108	12,158.79	12,107.71	(51.08)
FNMA Pool #563314	Purchase	6.500%	01-Dec-14	30-Nov-00	25-Jan-01	7,674	7,593.58	7,673.92	80.34
FNMA Pool #563314	Purchase	6.500%	01-Dec-14	30-Nov-00	26-Feb-01	4,829	4,777.98	4,828.53	50.55
FNMA Pool #563314	Purchase	6.500%	01-Dec-14	30-Nov-00	26-Mar-01	7,443	7,384.76	7,442.68	77.92
FNMA Pool #563314	Purchase	6.500%	01-Dec-14	30-Nov-00	25-Apr-01	6,902	6,829.65	6,901.90	72.25
FNMA Pool #563314	Purchase	6.500%	01-Dec-14	30-Nov-00	25-May-01	9,867	9,763.48	9,866.77	103.29
FNMA Pool #563314	Purchase	6.500%	01-Dec-14	30-Nov-00	25-Jun-01	12,168	12,040.22	12,167.60	127.38
FNMA Pool #563314	Purchase	6.500%	01-Dec-14	30-Nov-00	25-Jul-01	12,357	12,227.61	12,356.97	129.36
FNMA Pool #563314	Purchase	6.500%	01-Dec-14	30-Nov-00	27-Aug-01	15,117	14,958.69	15,116.95	158.26
FNMA Pool #563314	Purchase	6.500%	01-Dec-14	30-Nov-00	25-Sep-01	5,906	5,843.98	5,905.81	61.83
FNMA Pool #563314	Purchase	6.500%	01-Dec-14	30-Nov-00	25-Oct-01	9,929	9,824.83	9,928.77	103.94
FNMA Pool #563314	Purchase	6.500%	01-Dec-14	30-Nov-00	26-Nov-01	5,923	5,861.39	5,923.40	62.01
FNMA Pool #563314	Purchase	6.500%	01-Dec-14	30-Nov-00	26-Dec-01	14,395	14,244.62	14,395.32	150.70
FNMA Pool #566470	Purchase	6.000%	01-Feb-31	31-Jan-01	26-Mar-01	237	231.20	236.67	5.47
FNMA Pool #566470	Purchase	6.000%	01-Feb-31	31-Jan-01	25-Apr-01	251	244.95	250.75	5.80
FNMA Pool #566470	Purchase	6.000%	01-Feb-31	15-May-01	25-May-01	242	236.22	241.81	5.59
FNMA Pool #566470	Purchase	6.000%	01-Feb-31	15-May-01	25-Jun-01	5,227	5,090.47	5,227.15	136.68
FNMA Pool #566470	Purchase	6.000%	01-Feb-31	15-May-01	25-Jul-01	306	297.91	305.90	7.99
FNMA Pool #566470	Purchase	6.000%	01-Feb-31	15-May-01	27-Aug-01	309	301.39	309.48	8.09
FNMA Pool #566470	Purchase	6.000%	01-Feb-31	15-May-01	25-Sep-01	303	294.67	302.58	7.91
FNMA Pool #566470	Purchase	6.000%	01-Feb-31	15-May-01	25-Oct-01	370	360.63	370.32	9.69
FNMA Pool #566470	Purchase	6.000%	01-Feb-31	15-May-01	26-Nov-01	425	413.84	424.95	11.11
FNMA Pool #566470	Purchase	6.000%	01-Feb-31	15-May-01	26-Dec-01	4,885	4,757.52	4,885.27	127.75
FNMA Pool #568771	Purchase	7.500%	01-Feb-31	09-Nov-01	09-Nov-01	175,000	181,836.22	182,902.63	1,066.41
FNMA Pool #567548	Purchase	7.500%	01-Jan-31	23-Jan-01	14-Mar-01	532,022	541,373.44	543,472.43	2,098.99
FNMA Pool #569344	Purchase	7.500%	01-Feb-31	01-Feb-31	25-Jun-01	103	105.11	103.09	(2.02)
FNMA Pool #569344	Purchase	7.500%	01-Feb-31	01-Feb-31	25-Jul-01	108	109.77	107.66	(2.11)
FNMA Pool #569344	Purchase	7.500%	01-Feb-31	01-Feb-31	27-Aug-01	3,626	3,696.82	3,625.72	(71.10)
FNMA Pool #569344	Purchase	7.500%	01-Feb-31	01-Feb-31	25-Sep-01	5,041	5,140.12	5,041.26	(98.86)
FNMA Pool #569344	Purchase	7.500%	01-Feb-31	01-Feb-31	25-Oct-01	1,464	1,493.10	1,464.38	(28.72)
FNMA Pool #569344	Purchase	7.500%	01-Feb-31	01-Feb-31	26-Nov-01	7,868	8,022.12	7,867.84	(154.28)
FNMA Pool #569345	Purchase	7.500%	01-Feb-31	01-Feb-31	26-Dec-01	9,796	9,988.52	9,796.42	(192.10)
FNMA Pool #569345	Purchase	7.500%	01-Feb-31	17-Apr-01	25-Jun-01	5,322	5,426.26	5,321.90	(104.36)
FNMA Pool #569345	Purchase	7.500%	01-Feb-31	17-Apr-01	25-Jul-01	117	119.37	117.07	(2.30)
FNMA Pool #569345	Purchase	7.500%	01-Feb-31	17-Apr-01	27-Aug-01	8,763	8,895.85	8,763.33	(132.62)
FNMA Pool #569345	Purchase	7.500%	01-Feb-31	17-Apr-01	25-Sep-01	143	146.21	143.40	(2.81)
FNMA Pool #569345	Purchase	7.500%	01-Feb-31	17-Apr-01	25-Oct-01	8,181	6,302.58	6,181.37	(121.21)
FNMA Pool #569345	Purchase	7.500%	01-Feb-31	17-Apr-01	26-Nov-01	12,898	13,150.64	12,897.72	(252.92)
FNMA Pool #569345	Purchase	7.500%	01-Feb-31	17-Apr-01	26-Dec-01	8,159	8,280.08	8,159.28	(120.78)
FNMA Pool #569385	Purchase	7.500%	01-Feb-31	28-Feb-01	18-Apr-01	283,451	289,208.25	289,119.67	(88.58)
FNMA Pool #569772	Purchase	7.500%	01-Feb-31	17-Apr-01	25-Jun-01	15,936	16,248.97	15,936.47	(312.50)
FNMA Pool #569772	Purchase	7.500%	01-Feb-31	17-Apr-01	25-Jul-01	8,244	8,368.21	8,243.77	(124.44)
FNMA Pool #569772	Purchase	7.500%	01-Feb-31	17-Apr-01	27-Aug-01	259	263.78	258.71	(5.07)

RICHARD AND RHODA GOLDMAN FUND
94-6064502
YEAR ENDED DECEMBER 31, 2001

GAINS (LOSSES) - INVESTMENT SECURITIES

Description	How Acquired	Rate	Maturity	Date Acquired	Date Sold	Number of Shares or Par Value	Cost	Gross Sales Price	Gain (Loss)
FNMA Pool #569772	Purchase	7 500%	01-Feb-31	17 Apr-01	25 Sep-01	2,018	2,057 78	2,018 20	(39 58)
FNMA Pool #569772	Purchase	7 500%	01-Feb-31	17-Apr-01	25-Oct-01	9,751	9,942 17	9,750 96	(191 21)
FNMA Pool #569772	Purchase	7 500%	01-Feb-31	17-Apr-01	26-Nov-01	29 218	29 791 05	29 218 10	(572 95)
FNMA Pool #569772	Purchase	7 500%	01-Feb-31	17-Apr-01	26-Dec-01	21 862	22 290 66	21 861 98	(428 70)
FNMA Pool #570361	Purchase	7 500%	01-Feb-31	17 Apr-01	25-Jun-01	3 665	3 736 68	3 664 82	(71 86)
FNMA Pool #570361	Purchase	7 500%	01 Feb-31	17-Apr-01	25-Jul 01	2 323	2,368 98	2 323 42	(45 56)
FNMA Pool #570361	Purchase	7 500%	01-Feb-31	17-Apr-01	27 Aug-01	1,668	1 700 43	1,667 73	(32 70)
FNMA Pool #570361	Purchase	7 500%	01 Feb-31	17-Apr-01	25-Sep-01	3 326	3,391 71	3 326 48	(65 23)
FNMA Pool #570361	Purchase	7 500%	01-Feb-31	17-Apr-01	25-Oct-01	7,127	7,267 10	7,127 34	(139 76)
FNMA Pool #570361	Purchase	7 500%	01 Feb-31	17 Apr-01	26-Nov-01	9 227	9 407 55	9,226 62	(180 93)
FNMA Pool #570361	Purchase	7 500%	01-Feb-31	17-Apr-01	26-Dec-01	6 377	6 501 87	6 376 82	(125 05)
FNMA Pool #570959	Purchase	6 000%	01 Feb-31	11-Oct-01	14-Nov-01	285 000	283,106 66	287 671 10	4,564 44
FNMA Pool #570959	Purchase	6 000%	01-Feb-31	25-Oct-01	14-Nov-01	115 001	115,117 64	116,078 97	961 33
FNMA Pool #572681	Purchase	7 000%	01 Apr-31	02-Feb-01	16-Apr-01	373 226	375,675 30	377 687 22	2,011 92
FNMA Pool #58188	Purchase	6 500%	01-Mar-16	31-Jan-01	19-Mar-01	448,622	451,285 69	451,566 08	280 39
FNMA Pool #579149	Purchase	7 000%	01-Mar-31	02 Feb-01	16-Apr-01	881 722	887,508 30	892,261 34	4 753 04
FNMA Pool #579970	Purchase	6 000%	01-May-31	04-Oct-01	14-Nov-01	1,174 999	1,173 529 80	1 186,014 16	12 484 36
FNMA Pool #581788	Purchase	7 000%	01-Jul-31	08-Aug-01	25-Oct-01	1,255	1,272 98	1,255 11	(17 85)
FNMA Pool #581788	Purchase	7 000%	01-Jul-31	08-Aug-01	26-Nov-01	4,730	4 796 79	4,729 54	(67 25)
FNMA Pool #581788	Purchase	7 000%	01-Jul-31	08-Aug-01	26-Dec-01	10 447	10,595 11	10 446 57	(148 54)
FNMA Pool #584829	Purchase	6 000%	01 May-16	22-May-01	25-Jun-01	1 092	1 082 52	1 092 08	9 56
FNMA Pool #584829	Purchase	6 000%	01-May-16	22-May-01	25-Jul-01	1,117	1,107 69	1,117 47	9 78
FNMA Pool #584829	Purchase	6 000%	01-May-16	22-May-01	27-Aug-01	1,951	1,933 75	1,950 82	17 07
FNMA Pool #584829	Purchase	6 000%	01-May-16	22 May-01	25-Sep-01	1 700	1,884 76	1 699 63	14 87
FNMA Pool #584829	Purchase	6 000%	01-May-16	22-May 01	25-Oct-01	1,092	1,082 81	1,092 37	9 56
FNMA Pool #584829	Purchase	6 000%	01-May-16	22 May-01	26-Nov-01	2 191	2,171 84	2 191 01	19 17
FNMA Pool #584829	Purchase	6 000%	01-May-16	22-May-01	26-Dec-01	1 755	1 739 66	1 755 02	15 36
FNMA Pool #589081	Purchase	6 500%	01 Aug-31	27-Sep-01	25-Oct-01	1,099	1,119 97	1 098 85	(21 12)
FNMA Pool #589081	Purchase	6 500%	01-Aug-31	27 Sep-01	26-Nov-01	2 786	2,639 70	2 786 15	(53 55)
FNMA Pool #589081	Purchase	6 500%	01-Aug-31	27-Sep-01	26-Dec-01	913	930 59	912 98	(17 55)
FNMA Pool #602469	Purchase	7 000%	01-Sep-31	07 Aug-01	14-Sep-01	3 800 000	3,849 875 00	3 864 125 00	14,250 00
FNMA Pool #607067	Purchase	6 000%	01-Nov-16	18-Oct-01	26-Nov-01	2 180	2,226 96	2 180 29	(46 67)
FNMA Pool #607067	Purchase	6 000%	01-Nov-16	18-Oct-01	26-Dec-01	2,595	2 650 45	2,594 90	(55 55)
FNMA Pool #9999999	Purchase	7 000%	01-May-30	19-Apr-01	19-Apr-01	3,800,000	3 838,593 75	3 845,125 00	6,531 25
FNMA Pool #9999999	Purchase	7 000%	01-Jun-30	03-May-01	06-Jun-01	3 800,000	3 836 812 50	3,847,648 43	10,835 93
FNMA Pool #9999999	Purchase	7 000%	01-Aug-28	10-Jul-01	07-Aug-01	3 800,000	3,835,625 00	3 852,195 32	26 570 32
FNMA Pool #9999999	Purchase	7 500%	01 Sep-29	09-Aug-01	10-Sep-01	2,175 000	2,237,531 25	2,243,563 48	6,032 23
FNMA Pool #9999999	Purchase	6 500%	01-Dec-25	05-Nov-01	16-Nov-01	1,225 000	1 250 074 21	1,231 316 41	(18 757 80)
FNMA Pool #9999999	Purchase	6 500%	01-Dec-25	05-Nov-01	10-Dec-01	2 400,000	2,408,250 00	2,338 907 23	(69 342 77)
FNMA Pool #9999999	Purchase	6 500%	01-Dec-25	05-Nov-01	10-Dec-01	2,625 000	2 679,492 20	2 620 048 84	(59,443 36)
FNMA TBA	Purchase		01-Jan-30	07-Dec-00	16-Jan-01	1 260,000	1,254 881 25	1,268 908 59	14,027 34
FNMA TBA	Purchase		01-Jan 30	04-Jan-01	16-Jan-01	520 000	523,493 75	523,678 57	182 82
FNMA TBA	Purchase		01-Jan-15	12-Dec-00	22-Jan-01	850 000	841,556 65	851,494 14	9,937 49
FNMA TBA	Purchase		24-Jan-15	12 Dec-00	22-Jan-01	1 600,000	1,608,000 00	1 622 000 00	14,000 00
FNMA TBA	Purchase		24-Jan-15	12-Dec-00	22-Jan-01	1,380,000	1 388 900 00	1 398 975 00	12 075 00
FNMA TBA	Purchase		01-Feb-30	10-Jan-01	12-Feb-01	1,780,000	1,791,661 25	1,796,757 03	5,075 78
FNMA TBA	Purchase		01-Feb-30	12-Jan-01	15-Feb-01	405,000	405 632 81	408 084 96	2,452 15
FNMA TBA	Purchase		01-Feb-30	12-Jan-01	15-Feb-01	1,380,000	1,398,543 75	1 404,904 69	6 360 94
FNMA TBA	Purchase		01-Feb-15	12-Jan-01	15-Feb-01	1,600,000	1 621,500 00	1 628,875 00	7 375 00
FNMA TBA	Purchase		01-Feb-30	17-Jan-01	15-Mar-01	1,565,000	1,597,767 19	1,603,635 94	5,868 75
FNMA TBA	Purchase		01-Feb-30	07-Feb-01	15-Mar-01	650 000	647,994 14	644,414 06	(3 580 08)
FNMA TBA	Purchase		01-Apr-31	02 Feb-01	16-Apr-01	525,000	528 445 31	527,091 80	(1,353 51)
FNMA TBA	Purchase		01-Mar 29	13-Feb-01	23-Apr-01	1,135,000	1,101,659 38	1,109 462 50	7,803 12
FNMA TBA	Purchase		01-Mar-29	13-Feb-01	23-Apr-01	255 000	247,509 37	249,063 29	1 553 92
FNMA TBA	Purchase		15-May 30	27 Mar-01	14-May-01	1 705,000	1 738,300 78	1,742 935 10	4,634 32
FNMA TBA	Purchase		01-Jul-26	27-Mar-01	14-May-01	740 000	745,087 50	748,874 22	3,786 72
FNMA TBA	Purchase		01-May-29	27-Mar-01	14-May-01	295,000	292,234 38	294,089 65	1 855 27
FNMA TBA	Purchase		15-May-30	30-Mar-01	14-May-01	1,530,000	1,562,034 38	1,564 041 48	2 007 06
FNMA TBA	Purchase		01-May-29	24-Apr-01	14-May-01	315,000	312,982 03	314,027 93	1,045 90
FNMA TBA	Purchase		01-May 29	24-Apr-01	14-May-01	295,000	293,110 16	294,089 65	979 49
FNMA TBA	Purchase		01-Jul-26	23-Apr-01	13-Jun-01	2,520 000	2,575,912 50	2,574,954 10	(958 40)
FNMA TBA	Purchase		19-Jun-15	15-May-01	18-Jun-01	720,000	734,118 75	736,850 00	2,531 25
FNMA TBA	Purchase		01-Jun-16	18-May 01	18-Jun-01	2,530,000	2 500,540 52	2,511,061 72	10,521 20
FNMA TBA	Purchase	7 000%		06-Jun-01	10-Jul-01	3 800,000	3,838,000 00	3,844,382 82	6,382 82
FNMA TBA	Purchase		01-Jul-31	18-May-01	16-Jul-01	815 000	618,075 00	620 645 51	2 570 51
FNMA TBA	Purchase		01-Jul-31	18-May-01	16-Jul-01	125,000	125 625 00	124,100 44	(1 524 56)
FNMA TBA	Purchase		01-Jul-31	24-May-01	16-Jul-01	2,335 000	2 336,963 29	2,318,196 13	(20,767 16)
FNMA TBA	Purchase		01-Jul-31	05-Jun-01	16-Jul-01	1,135,000	1,097,757 81	1,126,831 94	29,074 13
FNMA TBA	Purchase		01-Jul-14	06-Jun-01	19-Jul-01	1,540 000	1 548,361 25	1,540,941 97	(7,439 28)
FNMA TBA	Purchase		01 Jul 14	11-Jun-01	19-Jul-01	1,710,000	1 693,434 38	1 711,045 95	17,611.57
FNMA TBA	Purchase		01-Jul-14	20-Jun-01	19-Jul-01	500 000	505,390 63	500,305 83	(5,084 80)

RICHARD AND RHODA GOLDMAN FUND
94-8064502
YEAR ENDED DECEMBER 31, 2001

GAINS (LOSSES) - INVESTMENT SECURITIES

Description	How Acquired	Rate	Maturity	Date Acquired	Date Sold	Number of Shares or Par Value	Cost	Gross Sales Price	Gain (Loss)
FNMA TBA	Purchase		01 Aug-29	02-Jul-01	13-Aug-01	495 000	486,801 56	496,347 14	9,545 58
FNMA TBA	Purchase		01 Aug-29	10-Jul-01	13 Aug-01	1 520,000	1,512,350 01	1,524,136 64	11 786 63
FNMA TBA	Purchase		01-Aug-14	11-Jul-01	16-Aug-01	450,000	446,238 28	450 966 80	4 728 52
FNMA TBA	Purchase		01-Sep-31	02-Aug-01	17-Sep-01	615 000	622,687 50	627 540 23	4,852 73
FNMA TBA	Purchase		01-Sep-29	02 Aug-01	17-Sep-01	610 000	606 473 44	614,752 91	8 279 47
FNMA TBA	Purchase		01-Sep-29	07 Aug-01	17-Sep-01	1 400 000	1 392,125 01	1 410 908 29	18 783 28
FNMA TBA	Purchase		01-Sep-14	13 Aug 01	20-Sep-01	450 000	450,000 00	453 128 91	3,128 91
FNMA TBA	Purchase		01-Oct-29	07-Sep-01	15-Oct-01	1 175,000	1 157,007 81	1 177,019 53	20 011 72
FNMA TBA	Purchase		01-Oct-31	13-Sep-01	15-Oct-01	295,000	296,659 38	301,591 41	4 932 03
FNMA TBA	Purchase		01-Oct-31	13-Sep-01	15-Oct-01	1 715 000	1,724,110 94	1 753 319 53	29,208 59
FNMA TBA	Purchase		01-Oct 15	10-Sep-01	18-Oct-01	860 000	863,275 00	873 135 16	9 860 16
FNMA TBA	Purchase	6 500%		09-Aug-01	05-Nov-01	1,625,000	1 623,984 38	1 684 355 47	40,371 09
FNMA TBA	Purchase		01 Nov 30	04-Oct-01	14-Nov-01	1,715 000	1,747 692 19	1 757 339 06	9,646 87
FNMA TBA	Purchase		01-Nov-30	04-Oct-01	14-Nov-01	295 000	300 623 44	302,398 05	1,774 61
FNMA TBA	Purchase		01-Nov-15	12-Oct-01	19-Nov-01	980 000	992 531 25	1,003,275 00	10 743 75
FNMA TBA	Purchase		01-Dec 31	09 Nov-01	13 Dec-01	1,575,000	1 582 875 00	1 556,402 35	(26,472 65)
FNMA TBA	Purchase		01-Dec-29	09 Nov-01	13 Dec-01	2 010 000	2 053 432 82	2,035,447 96	(17 984 86)
FNMA TBA	Purchase		01 Dec-29	29-Nov-01	13-Dec-01	595,000	598 346 88	602 533 10	4,188 22
FNMA TBA	Purchase		01-Dec-15	08-Nov-01	18-Dec-01	1 635 000	1 652,924 22	1 625 013 29	(27,910 93)
FNMA TBA	Purchase		01-Dec-16	13-Nov-01	18 Dec-01	980,000	1,000,518 75	990,948 44	(9,570 31)
Ford Motor Co	Purchase	7 450%	16-Jul 31	08/09/00	01/09/01	85,000	81,307 60	81 156 30	(151 30)
Ford Motor Co	Purchase	7 450%	16-Jul 31	09/08/00	01/09/01	325 000	299,680 57	310,303 50	10 622 93
Ford Motor Co	Purchase	6 625%	01-Oct-28	13-Jun-00	13-Jul-01	430,000	369,099 10	376 189 80	7,090 70
Ford Motor Co	Purchase	6 625%	01-Oct 28	24-Jan-01	13-Jul-01	50,000	43,815 00	43 743 00	128 00
Ford Motor Company	Purchase	7 450%	16-Jul-31	05-Dec-00	12-Jan-01	225 000	205,848 00	214,825 50	8,977 50
Ford Motor Company	Purchase	7 450%	16-Jul-31	14-Mar-01	24-Dec-01	130,000	128 073 40	116,849 20	(11,224 20)
Ford Motor Credit Co	Purchase	7 375%	28-Oct-09	21-Oct 99	09-Feb-01	150 000	149 718 00	151,731 00	2 013 00
Ford Motor Credit Co	Purchase	7 375%	01 Feb-11	15-Mar-01	20-Aug-01	130 000	133 918 90	135,609 50	1,692 60
Ford Motor Credit Corp	Purchase	7 375%	01-Feb-11	25-Jan-01	30-Jan-01	500 000	498 220 00	504,285 00	6 065 00
Ford Motor Credit Corp	Purchase	5 883%	08-Mar-04	01-Mar-01	19-Mar-01	275 000	275,000 00	274 263 00	(737 00)
Ford Motor Credit Corp	Purchase	7 600%	01 Aug-05	26-Jul-00	09-Aug-01	450,000	449,761 50	478,120 50	28,359 00
Ford Motor Credit Corp	Purchase	7 375%	01-Feb-11	15-Oct-01	14-Nov-01	145 000	148 129 10	150 496 95	2 367 85
Ford Motor Credit Corp	Purchase	6 500%	25-Jan-07	22-Oct-01	14-Nov-01	150 000	149,212 50	152,722 50	3,510 00
Ford Motor Credit Corp V/R	Purchase	6 350%	17 Mar-03	09-Mar-00	06-Mar-01	275 000	275,000 00	273 201 50	(1,798 50)
Ford Mtr Co	Purchase			28-Jun-00	06-Feb-01	100	2 650 19	2 870 90	220 71
Ford Mtr Co	Gift			28-Jun-96	10-Jul-01	2 500	29,547 48	62,002 92	32 455 44
Ford Mtr Co	Purchase			26-Jun-97	22-Aug-01	1	14 01	20 07	6 06
Ford Mtr Co	Purchase			16-Mar-01	22-Aug-01	3,299	94,374 82	66 208 71	(28 166 11)
Ford Mtr Co	Purchase			28-Jun-00	21-Dec-01	300	7,950 57	4,638 74	(3,311 83)
Fording, Inc	Purchase			05-Feb-93	31-Oct-01	482	2 754 62	7 069 94	4 315 32
Fording Inc	Purchase			08-Apr-94	31-Oct-01	664	4 497 93	9 739 50	5,241 57
Fording Inc	Purchase			14-Dec-94	31-Oct-01	996	6,410 10	14 609 25	8,199 15
Fording Inc	Purchase			30-Sep-98	31-Oct-01	559	5 071 94	8,189 35	3,127 41
Fording, Inc	Purchase			30-Sep-98	05-Nov-01	271	2 458 78	4 034 32	1 575 54
Fording, Inc	Purchase			28-Dec-00	05-Nov-01	498	6,282 74	7 413 61	1 130 87
Forest Lab Inc Com	Purchase			21-Nov-00	29-Jan-01	100	6,692 13	6,254 29	(437 84)
Forest Lab Inc Com	Purchase			09-Jun-00	02-May-01	1,100	48 383 45	67,823 74	19 440 29
Forest Lab Inc Com	Purchase			26-Jul-00	02-May-01	300	18,134 00	18,497 38	2,363 38
Fortune Brands Inc	Purchase			14-Feb-01	26-Sep-01	100	3 407 31	3,421 88	14 57
Fortune Brands Inc	Purchase			14-Feb-01	26-Sep-01	1,200	40,887 72	41,324 22	436 50
Fortune Brands Inc	Purchase			14-Feb-01	07-Nov-01	2,800	95,404 68	103,618 94	8,214 26
Fountain Square Commercial Corp	Purchase		28-Sep-01	07-May-01	28-Sep-01	1 000,000	984,230 28	984,230 28	
France Telecom Sa	Purchase	8 500%	14-Mar-31	04/09/01	04/09/01	500 000	502 880 00	503,500 00	820 00
Freeport McMoran C & G Cl B	Purchase			28-Jun-00	23-Apr-01	300	2,912 25	4,160 86	1,248 61
Gannett Inc Com	Purchase			28-Nov-01	17-Dec-01	150	10 091 48	9 811 17	(280 29)
Gap Inc Com	Purchase			28-Jun-00	21-Dec-01	100	3,070 13	1,317 25	(1,752 88)
GE Cap Services Master Note	Purchase			28-Dec-00	09-Feb-01	975 000	975,000 00	975,000 00	
GE Cap Services Master Note	Purchase			28-Dec-00	29-Mar-01	15 000	15,000 00	15,000 00	
GE Cap Services Master Note	Purchase			28-Dec-00	29-Mar-01	10,000	10,000 00	10,000 00	
GE Cap Services Master Note	Purchase			05-Feb-01	29-Mar-01	16 000	16,000 00	16,000 00	
GE Cap Services Master Note	Purchase			05-Feb-01	02-Apr-01	127,000	127,000 00	127,000 00	
GE Cap Services Master Note	Purchase			05-Feb-01	02-Jul-01	132,000	132,000 00	132,000 00	
GE Cap Services Master Note	Purchase			28-Mar-01	02-Jul-01	15,000	15,000 00	15 000 00	
GE Cap Services Master Note	Purchase			05-Apr-01	02-Jul-01	53 000	53,000 00	53,000 00	
GE Cap Services Master Note	Purchase			05-Apr-01	16-Aug-01	1,300,000	1,300,000 00	1,300 000 00	
GECC Master Note	Purchase			16-Apr-01	30-Apr-01	250 000	250,000 00	250 000 00	
Gen Dynamics Corp Com	Gift			18-Oct 97	10-Jul-01	500	21,943 85	37 601 74	15,657 89
Gen Dynamics Corp Com	Purchase			01-Aug-01	24-Sep-01	1,700	139,322 14	147,173 10	7 850 96
Gen Dynamics Corp Com	Purchase			01-Aug-01	25-Sep-01	200	16,390 84	16,873 04	482 20
Gen Dynamics Corp Com	Purchase			02-Aug-01	25-Sep-01	1,400	115,540 48	118,111 25	2,570 79
Gen Elec Co Com	Purchase			28-Jun-00	14-Feb-01	100	4,951 00	4 624 34	(326 66)

RICHARD AND RHODA GOLDMAN FUND
84-8084502
YEAR ENDED DECEMBER 31, 2001

GAINS (LOSSES) - INVESTMENT SECURITIES

Description	How Acquired	Rate	Maturity	Date Acquired	Date Sold	Number of Shares or Par Value	Cost	Gross Sales Price	Gain (Loss)
Gen Elec Co Com	Purchase			28-Jun-00	06-Jul-01	100	4,951.00	4,687.34	(263.66)
Gen Elec Co Com	Gift			17-Feb-96	10-Jul-01	5,900	76,208.35	274,632.88	198,424.53
Gen Elec Co Com	Gift			23-Aug-96	10-Oct-01	3,100	43,981.27	115,789.50	71,808.23
Gen Elec Co Com	Gift			23-Aug-98	17-Dec-01	1,400	19,862.51	52,862.23	32,999.72
Gen Elec Co Com	Gift			23-Aug-96	18-Dec-01	300	4,256.25	11,981.60	7,725.35
Gen Elec Co Com	Purchase			28-Jun-00	21-Dec-01	900	44,559.00	37,225.45	(7,333.55)
Gen Mills Inc Com	Gift			27-May-99	10-Jul-01	1,140	44,981.55	49,698.69	4,717.14
Gen Mtrs Corp Cl H	Gift			24-Mar-98	10-Jul-01	222	4,104.41	4,492.34	387.93
Gen Mtrs Corp Cl H	Purchase			18-Aug-00	27-Nov-01	6,100	187,941.00	85,803.39	(102,137.61)
Gen Mtrs Corp Cl H	Purchase			21-Nov-00	27-Nov-01	6,400	159,328.72	90,023.22	(69,305.50)
Genentech Inc	Purchase			22-Jul-99	20-Mar-01	4,800	140,605.16	224,152.52	83,547.36
Genentech, Inc	Gift			20-Jul-99	09-Jul-01	1,000	24,250.00	53,168.22	28,918.22
Genentech Inc	Gift			21-Oct-99	09-Jul-01	2,040	73,185.00	108,991.32	35,806.32
Genentech, Inc	Purchase			21-Oct-99	29-Oct-01	4,600	165,025.00	243,434.45	78,409.45
Genentech Inc	Purchase			21-Oct-99	14-Dec-01	3,100	111,212.50	165,905.32	54,692.82
General Electric Co	Gift			28-Jun-96	14-Jun-01	10,000	142,685.73	491,024.61	348,338.88
General Electric Co	Gift			17-Feb-96	28-Jun-01	1,500	1,937.50	71,882.55	69,945.05
General Electric Co	Gift			17-Feb-96	10-Jul-01	2,190	2,828.75	102,337.10	99,508.35
General Electric Co	Gift			17-Feb-96	10-Jul-01	9,300	120,125.03	434,582.21	314,457.18
General Electric Co	Gift			28-Jun-96	10-Jul-01	1,500	21,247.71	70,093.90	48,846.19
General Motors Acceptance Corp Coupon	Purchase		14-May-01	25-Apr-01	14-May-01	350,000	349,179.83	349,179.83	
General Motors Corp	Purchase			08-Aug-01	17-Dec-01	150	9,436.43	7,115.76	(2,320.67)
General Motors Corp	Purchase			31-Dec-98	21-Dec-01	100	5,930.50	4,732.14	(1,198.36)
General Motors Corp	Purchase			09-Oct-92	20-Jul-01	522	12,036.17	34,643.57	22,607.40
General Motors Corp	Purchase			19-Apr-95	20-Jul-01	1,000	34,707.22	66,366.99	31,659.77
General Motors Corp	Purchase			19-May-95	20-Jul-01	1,000	38,287.87	66,366.99	30,079.12
General Motors Corp	Purchase			17-Jul-97	20-Jul-01	178	7,707.76	11,813.31	4,105.55
General Motors V/R	Purchase	5.300%	05 Apr 04	31-Mar-99	19-Mar-01	500,000	499,125.00	491,130.00	(7,995.00)
Genzyme Corp Com	Gift			12-Apr-00	10-Jul-01	145	6,525.00	8,531.51	2,006.51
Genzyme Corp Com	Purchase			10-Jul-00	07-Sep-01	2,300	79,002.24	118,287.12	39,284.88
Genzyme Corp Com	Purchase			24-Jan-01	17-Dec-01	300	13,696.87	17,546.41	3,849.54
Genzyme Corp Com	Purchase			24-Jan-01	19-Dec-01	1,700	77,615.63	101,299.62	23,683.99
Gilead Sol Inc Com	Purchase			05-Dec-01	17-Dec-01	100	6,946.00	6,625.77	(320.23)
Gilead Sciences Inc	Purchase			29-Jul-99	20-Mar-01	1,200	77,887.28	40,756.04	(36,931.24)
Gilead Sciences, Inc	Purchase			23-Sep-99	20-Mar-01	1,100	86,196.72	115,475.45	29,278.73
Gillette Co Com	Purchase			28-Jun-00	21-Dec-01	100	3,401.00	3,396.18	(4.82)
Glaxo Smithkline ADR	Gift			31-Jul-96	10-Jul-01	2,321	54,881.11	131,223.44	76,342.33
Glaxo Smithkline ADR	Gift			25-Sep-96	10-Jul-01	950	14,944.95	27,494.81	12,549.86
Glaxo Smithkline ADR	Purchase			14-Jun-00	27-Sep-01	5,600	319,963.84	311,098.74	(8,865.10)
Global Crossing Ltd Com	Purchase			28-Jun-00	09-Oct-01	1,700	44,588.88	662.97	(43,925.91)
Global Santa Fe Corp	Purchase			26-Sep-01	17-Dec-01	350	7,558.25	9,260.69	1,702.44
Global Santafe Corp	Purchase			26-Sep-01	21-Nov-01	4,800	61,151.04	68,931.24	7,780.20
Globespan Inc	Purchase			03-Aug-00	20-Mar-01	1,300	129,341.98	31,198.96	(98,143.02)
Globespan Inc	Purchase			06-Dec-00	20-Mar-01	1,600	77,923.52	38,398.72	(39,524.80)
Globespan, Inc	Purchase			29-Dec-00	20-Mar-01	1,400	40,991.58	33,598.88	(7,392.70)
GMAC	Purchase	5.750%	10-Nov-03	01-May-01	28-Sep-01	260,000	260,961.00	265,145.40	4,184.40
GMAC	Purchase	5.750%	10-Nov-03	02-Aug-01	28-Sep-01	190,000	194,263.60	193,760.10	(503.50)
GMAC	Purchase	6.875%	15-Sep-11	05-Sep-01	24-Dec-01	125,000	124,623.75	120,352.50	(4,271.25)
GMAC Coml Mtg Sec Inc A2	Purchase	7.455%	16-Aug-33	08/08/00	05/31/01	1,000,000	1,004,968.10	1,053,906.25	48,928.15
GMAC Commercial Mortgage	Purchase	7.455%	16-Jun-10	08-Aug-00	05-Jun-01	610,000	613,041.52	642,882.81	29,841.29
GNMA Pool #434887	Purchase	7.500%	15-Oct-30	17-Nov-00	16-Jan-01	343	345.28	343.06	(2.22)
GNMA Pool #434887	Purchase	7.500%	15-Oct-30	17-Nov-00	15-Feb-01	4,319	4,346.88	4,318.67	(28.01)
GNMA Pool #434887	Purchase	7.500%	15-Oct-30	17-Nov-00	15-Mar-01	11,072	11,144.24	11,072.44	(71.80)
GNMA Pool #434887	Purchase	7.500%	15-Oct-30	17-Nov-00	16-Apr-01	8,552	8,607.89	8,552.43	(55.46)
GNMA Pool #434887	Purchase	7.500%	15-Oct-30	17-Nov-00	15-May-01	4,203	4,230.43	4,203.18	(27.25)
GNMA Pool #434887	Purchase	7.500%	15-Oct-30	17-Nov-00	15-Jun-01	7,911	7,962.72	7,911.42	(51.30)
GNMA Pool #434887	Purchase	7.500%	15-Oct-30	17-Nov-00	16-Jul-01	9,254	9,314.18	9,254.17	(60.01)
GNMA Pool #434887	Purchase	7.500%	15-Oct-30	17-Nov-00	15-Aug-01	4,341	4,368.83	4,340.68	(28.15)
GNMA Pool #434887	Purchase	7.500%	15-Oct-30	17-Nov-00	17-Sep-01	10,531	10,598.90	10,530.62	(68.28)
GNMA Pool #434887	Purchase	7.500%	15-Oct-30	17-Nov-00	15-Oct-01	11,995	12,072.73	11,994.95	(77.78)
GNMA Pool #434887	Purchase	7.500%	15-Oct-30	17-Nov-00	15-Nov-01	22,790	22,937.89	22,790.11	(147.78)
GNMA Pool #434887	Purchase	7.500%	15-Oct-30	17-Nov-00	17-Dec-01	18,761	18,882.70	18,761.05	(121.65)
GNMA Pool #486958	Purchase	6.500%	15-Feb-29	16-Mar-01	16-Apr-01	15,588	15,678.36	15,588.24	(90.12)
GNMA Pool #486958	Purchase	6.500%	15-Feb-29	16-Mar-01	15-May-01	7,859	8,004.80	7,958.79	(46.01)
GNMA Pool #486958	Purchase	6.500%	15-Feb-29	16-Mar-01	15-Jun-01	10,598	10,659.38	10,598.11	(61.27)
GNMA Pool #486958	Purchase	6.500%	15-Feb-29	16-Mar-01	16-Jul-01	10,083	10,141.12	10,082.83	(58.29)
GNMA Pool #486958	Purchase	6.500%	15-Feb-29	16-Mar-01	15-Aug-01	10,717	10,779.10	10,717.14	(61.96)
GNMA Pool #486958	Purchase	6.500%	15-Feb-29	16-Mar-01	17-Sep-01	13,516	13,593.67	13,515.53	(78.14)
GNMA Pool #486958	Purchase	6.500%	15-Feb-29	16-Mar-01	15-Oct-01	14,965	15,051.85	14,965.33	(86.52)
GNMA Pool #486958	Purchase	6.500%	15-Feb-29	16-Mar-01	15-Nov-01	13,609	13,687.63	13,608.95	(78.68)
GNMA Pool #486958	Purchase	6.500%	15-Feb-29	16-Mar-01	17-Dec-01	11,451	11,517.60	11,451.40	(66.20)

RICHARD AND RHODA GOLDMAN FUND
94-6084502
YEAR ENDED DECEMBER 31, 2001

GAINS (LOSSES) - INVESTMENT SECURITIES

Description	How Acquired	Rate	Maturity	Date Acquired	Date Sold	Number of Shares or Par Value	Cost	Gross Sales Price	Gain (Loss)
GNMA Pool #530702	Purchase	7.000%	15-Sep-31	18-Oct-01	17 Dec-01	7.077	7,346.82	7,077.01	(269.81)
GNMA Pool #780975	Purchase	6.000%	15-Feb-29	20-Dec-00	16-Jan-01	2.327	2,253.26	2,326.51	73.25
GNMA Pool #780975	Purchase	6.000%	15-Feb-29	20-Dec-00	15-Feb-01	3.316	3,211.19	3,315.58	104.39
GNMA Pool #780975	Purchase	6.000%	15-Feb-29	20-Dec-00	15-Mar-01	1.531	1,482.37	1,530.56	48.19
GNMA Pool #780975	Purchase	6.000%	15-Feb-29	20-Dec-00	16-Apr-01	4.038	3,910.41	4,037.53	127.12
GNMA Pool #780975	Purchase	6.000%	15-Feb-29	20-Dec-00	15-May-01	2.656	2,572.02	2,655.63	83.61
GNMA Pool #780975	Purchase	6.000%	15-Feb-29	20-Dec-00	15-Jun-01	5.317	5,149.78	5,317.19	167.41
GNMA Pool #780975	Purchase	6.000%	15-Feb-29	20-Dec-00	16-Jul-01	4.416	4,277.44	4,416.49	139.05
GNMA Pool #780975	Purchase	6.000%	15-Feb-29	20-Dec-00	15-Aug-01	4.210	4,077.55	4,210.10	132.55
GNMA Pool #780975	Purchase	6.000%	15-Feb-29	20-Dec-00	18-Sep-01	3.698	3,581.50	3,697.93	116.43
GNMA Pool #780975	Purchase	6.000%	15-Feb-29	20-Dec-00	15-Oct-01	5.544	5,369.74	5,544.30	174.56
GNMA Pool #780975	Purchase	6.000%	15-Feb-29	20-Dec-00	15-Nov-01	4.269	4,134.83	4,269.24	134.41
GNMA Pool #780975	Purchase	6.000%	15-Feb-29	20-Dec-00	17-Dec-01	1.369	1,325.58	1,368.67	43.09
GNMA Pool #780975	Purchase	6.000%	15-Feb-29	20-Dec-00	20-Dec-01	357.309	346,060.82	349,550.18	3,489.36
GNMA Pool #781123	Purchase	7.000%	15-Dec-29	26-Apr-01	15-May-01	9.321	9,472.63	9,321.16	(151.47)
GNMA Pool #781123	Purchase	7.000%	15-Dec-29	26-Apr-01	15-Jun-01	8.182	8,315.00	8,182.04	(132.96)
GNMA Pool #781123	Purchase	7.000%	15-Dec-29	26-Apr-01	16-Jul-01	7.987	8,117.28	7,987.48	(129.80)
GNMA Pool #781123	Purchase	7.000%	15-Dec-29	26-Apr-01	15 Aug-01	8.028	8,158.50	8,028.04	(130.46)
GNMA Pool #781123	Purchase	7.000%	15-Dec-29	26 Apr-01	19-Sep-01	9.600	9,756.29	9,600.29	(156.00)
GNMA Pool #781123	Purchase	7.000%	15-Dec-29	26-Apr-01	15-Oct-01	7.999	8,128.55	7,998.57	(129.98)
GNMA Pool #781123	Purchase	7.000%	15-Dec-29	26-Apr-01	15-Nov-01	11.034	11,213.04	11,033.74	(179.30)
GNMA Pool #781123	Purchase	7.000%	15-Dec-29	26-Apr-01	17-Dec-01	12.255	12,453.72	12,254.58	(199.14)
GNMA Pool#370885	Purchase	6.500%	15-Nov-23	15-Feb-01	15 Mar-01	6.481	6,454.20	6,480.53	26.33
GNMA Pool#370885	Purchase	6.500%	15-Nov-23	15 Feb-01	16-Apr-01	13.285	13,231.10	13,285.07	53.97
GNMA Pool#370885	Purchase	6.500%	15-Nov-23	15-Feb-01	15-May-01	6.282	6,256.14	6,281.66	25.52
GNMA Pool#370885	Purchase	6.500%	15-Nov-23	15-Feb-01	15-Jun-01	8.792	8,756.55	8,792.27	35.72
GNMA Pool#370885	Purchase	6.500%	15-Nov-23	15-Feb-01	16-Jul-01	8.462	8,427.78	8,462.16	34.38
GNMA Pool#370885	Purchase	6.500%	15-Nov-23	15-Feb-01	15-Aug-01	14.513	14,453.92	14,512.88	58.96
GNMA Pool#370885	Purchase	6.500%	15-Nov-23	15-Feb-01	17-Sep-01	12.405	12,354.67	12,405.07	50.40
GNMA Pool#370885	Purchase	6.500%	15-Nov-23	15-Feb-01	15-Oct-01	11.534	11,487.11	11,533.97	46.86
GNMA Pool#370885	Purchase	6.500%	15-Nov-23	15-Feb-01	15-Nov-01	10.623	10,579.65	10,622.80	43.15
GNMA Pool#370885	Purchase	6.500%	15-Nov-23	15-Feb-01	17-Dec-01	11.406	11,359.95	11,408.29	46.34
GNMA Pool#371915	Purchase	6.500%	15 Feb-24	30-Mar-99	16-Jan-01	364	363.73	364.19	0.46
GNMA Pool#371915	Purchase	6.500%	15-Feb-24	30-Mar-99	15-Feb-01	445	444.91	445.47	0.56
GNMA Pool#371915	Purchase	6.500%	15-Feb-24	30-Mar-99	15-Mar-01	5.563	5,556.45	5,563.40	6.95
GNMA Pool#371915	Purchase	6.500%	15-Feb-24	30-Mar-99	16-Apr-01	397	396.33	396.83	0.50
GNMA Pool#371915	Purchase	6.500%	15-Feb-24	30-Mar-99	15-May-01	403	402.61	403.11	0.50
GNMA Pool#371915	Purchase	6.500%	15-Feb-24	30-Mar-99	15-Jun-01	405	404.96	405.47	0.51
GNMA Pool#371915	Purchase	6.500%	15-Feb-24	30-Mar-99	16-Jul-01	406	405.57	406.08	0.51
GNMA Pool#371915	Purchase	6.500%	15-Feb-24	30-Mar-99	15-Aug-01	417	416.02	416.54	0.52
GNMA Pool#371915	Purchase	6.500%	15-Feb-24	30-Mar-99	17-Sep-01	3.548	3,543.09	3,547.52	4.43
GNMA Pool#371915	Purchase	6.500%	15-Feb-24	30-Mar-99	15-Oct-01	413	412.54	413.06	0.52
GNMA Pool#371915	Purchase	6.500%	15-Feb-24	30-Mar-99	15-Nov-01	9.487	9,474.77	9,486.63	11.86
GNMA Pool#371915	Purchase	6.500%	15-Feb-24	30-Mar-99	17-Dec-01	399	398.13	398.63	0.50
GNMA Pool#780327	Purchase	8.000%	15-Nov-17	22-Aug-01	18 Sep-01	5.375	5,698.55	5,375.20	(323.35)
GNMA Pool#780327	Purchase	8.000%	15-Nov-17	22-Aug-01	15-Oct-01	5.601	5,937.68	5,600.78	(336.92)
GNMA Pool#780327	Purchase	8.000%	15-Nov-17	22-Aug-01	15-Nov-01	5.077	5,382.15	5,078.76	(303.40)
GNMA Pool#780327	Purchase	8.000%	15-Nov-17	22-Aug-01	17-Dec-01	6.772	6,779.38	6,772.00	(407.38)
GNMA Pool#780437	Purchase	8.000%	15-Sep-17	27 Apr-99	16-Jan-01	2,519	2,650.43	2,518.60	(131.83)
GNMA Pool#780437	Purchase	8.000%	15-Sep-17	27-Apr-99	15-Feb-01	2,639	2,777.41	2,639.28	(138.15)
GNMA Pool#780437	Purchase	8.000%	15-Sep-17	27-Apr-99	15-Mar-01	2,382	2,486.00	2,382.95	(123.85)
GNMA Pool#780437	Purchase	8.000%	15-Sep-17	27-Apr-99	16-Apr-01	2,904	3,055.73	2,903.74	(151.99)
GNMA Pool#780437	Purchase	8.000%	15-Sep-17	27-Apr-99	15-May-01	3,391	3,588.08	3,390.58	(177.48)
GNMA Pool#780437	Purchase	8.000%	15-Sep-17	27-Apr-99	15-Jun-01	4,114	4,329.06	4,113.73	(215.33)
GNMA Pool#780437	Purchase	8.000%	15-Sep-17	27-Apr-99	16-Jul-01	4,238	4,460.26	4,238.41	(221.85)
GNMA Pool#780437	Purchase	8.000%	15-Sep-17	27-Apr-99	15-Aug-01	3,935	4,141.12	3,935.14	(205.98)
GNMA Pool#780437	Purchase	8.000%	15-Sep-17	27 Apr-99	18-Sep-01	2,914	3,066.38	2,913.86	(152.52)
GNMA Pool#780437	Purchase	8.000%	15-Sep-17	27-Apr-99	15-Oct-01	3,535	3,720.18	3,535.12	(185.04)
GNMA Pool#780437	Purchase	8.000%	15-Sep-17	27 Apr-99	15-Nov-01	4,358	4,588.92	4,358.77	(228.15)
GNMA Pool#780437	Purchase	8.000%	15-Sep-17	27-Apr-99	17-Dec-01	4,071	4,284.45	4,071.34	(213.11)
GNMA Pool#780686	Purchase	8.000%	15-Nov-17	27 Apr-99	16-Jan-01	948	997.52	947.90	(49.62)
GNMA Pool#780686	Purchase	8.000%	15-Nov-17	27-Apr-99	15-Feb-01	1,425	1,500.04	1,425.43	(74.61)
GNMA Pool#780686	Purchase	8.000%	15-Nov-17	27-Apr-99	15-Mar-01	1,487	1,564.36	1,486.55	(77.81)
GNMA Pool#780686	Purchase	8.000%	15-Nov-17	27 Apr-99	16-Apr-01	1,409	1,482.30	1,408.57	(73.73)
GNMA Pool#780686	Purchase	8.000%	15-Nov-17	27-Apr-99	15-May-01	1,778	1,871.19	1,778.12	(93.07)
GNMA Pool#780686	Purchase	8.000%	15-Nov-17	27-Apr-99	15-Jun-01	1,840	1,936.29	1,839.98	(96.31)
GNMA Pool#780686	Purchase	8.000%	15-Nov-17	27-Apr-99	16-Jul-01	1,467	1,543.87	1,467.08	(76.79)
GNMA Pool#780686	Purchase	8.000%	15-Nov-17	27-Apr-99	15-Aug-01	1,751	1,842.18	1,750.55	(91.63)
GNMA Pool#780686	Purchase	8.000%	15-Nov-17	27-Apr-99	18-Sep-01	2,676	2,816.42	2,676.33	(140.09)
GNMA Pool#780686	Purchase	8.000%	15-Nov-17	27-Apr-99	16-Oct-01	1,751	1,842.71	1,751.05	(91.66)
GNMA Pool#780686	Purchase	8.000%	15-Nov-17	27-Apr-99	15-Nov-01	1,783	1,855.36	1,763.07	(92.29)

RICHARD AND RHODA GOLDMAN FUND
94-6084502
YEAR ENDED DECEMBER 31, 2001

GAINS (LOSSES) - INVESTMENT SECURITIES

Description	How Acquired	Rate	Maturity	Date Acquired	Date Sold	Number of Shares or Par Value	Cost	Gross Sales Price	Gain (Loss)
GNMA Pool#780886	Purchase	8 000%	15-Nov-17	27-Apr-99	17-Dec-01	2 311	2 431 52	2,310 58	(120 94)
GNMA Pool#780886	Purchase	6 500%	15-Oct-24	24-Aug-99	16-Jan-01	4 155	3,990 93	4 155 19	164 26
GNMA Pool#780886	Purchase	6 500%	15-Oct-24	24-Aug-99	15 Feb-01	4 555	4,374 57	4,554 62	180 05
GNMA Pool#780886	Purchase	6 500%	15-Oct 24	24-Aug-99	15-Mar-01	4 222	4 055 46	4,222 38	166 92
GNMA Pool#780886	Purchase	6 500%	15-Oct 24	24-Aug-99	16-Apr-01	5 966	5,730 61	5 966 47	235 86
GNMA Pool#780886	Purchase	6 500%	15-Oct 24	24-Aug-99	15-May-01	5 846	5 615 27	5 846 39	231 12
GNMA Pool#780886	Purchase	6 500%	15-Oct 24	24-Aug-99	15-Jun-01	7,383	7 090 95	7,382 80	291 85
GNMA Pool#780886	Purchase	6 500%	15-Oct 24	24-Aug-99	16-Jul-01	8,413	8,080 70	8,413 29	332 59
GNMA Pool#780886	Purchase	6 500%	15-Oct-24	24-Aug-99	15-Aug-01	7,947	7 632 59	7,946 73	314 14
GNMA Pool#780886	Purchase	6 500%	15-Oct-24	24-Aug-99	18 Sep-01	8 573	8,234 06	8 572 96	338 90
GNMA Pool#780886	Purchase	6 500%	15-Oct 24	24-Aug-99	18-Oct-01	7 113	6 831 47	7,112 64	281 17
GNMA Pool#780886	Purchase	6 500%	15-Oct-24	24-Aug-99	15-Nov-01	8 452	8,117 45	8,451 55	334 10
GNMA Pool#780886	Purchase	6 500%	15-Oct-24	24-Aug-99	17-Dec-01	8 286	7 958 64	8,286 20	327 56
GNMA TBA	Purchase		01-Jan-31	03-Jan-01	23-Jan-01	685,000	681 575 00	674 296 88	(7,278 12)
GNMA TBA	Purchase		25-Jan 30	14-Dec-00	15-Mar-01	1 565 000	1 596,294 53	1,598,623 05	2 328 52
GNMA TBA	Purchase	6 500%	01-Mar 29	14-Feb-01	23-Apr-01	650 000	644,109 38	647,156 25	3,046 87
GNMA TBA	Purchase		01 Nov 31	11-Oct-01	20-Nov-01	480,000	495,206 25	497,625 00	2 418 75
GNMA TBA	Purchase		15-Dec 31	13-Nov-01	20-Dec-01	480 000	496,800 00	491,212 50	(5,587 50)
Golden West Financial Corp	Purchase			17 Mar-92	07-Aug-01	2 700	34,920 00	174 358 02	139 438 02
Golden West Financial Corp	Purchase			28 Aug-92	07-Aug-01	800	11 191.20	51,661 63	40,470 43
Goldman Sachs Govt Repo	Purchase			05-Apr-01	09-Apr-01	2,500 000	2 500 000 00	2 500,000 00	
Goldman Sachs Group	Purchase	6 875%	15-Jan-11	03-May 01	24-Jul-01	325 000	325,455 00	329 160 00	3,705 00
Goldman Sachs Group Inc	Purchase	6 875%	15-Jan-11	01/10/01	02/07/01	825 000	822 706 50	826,473 25	5 766 75
Goldman Sachs Group Inc	Purchase	6 650%	15-May 09	10/20/00	02/13/01	1,000 000	938,026 49	997 860 00	59,833 51
Goldman Sachs Group Inc	Purchase	6 875%	15-Jan-11	05/09/01	05/23/01	550 000	551,899 50	547,838 50	(3,861 00)
Goldman Sachs Group Inc Com	Purchase			25-Apr-01	11-Jul-01	1 100	100,081 74	88 939 73	(11 142 01)
Goldman Sachs Group LP Discount	Purchase		31-Oct-01	09-May-01	26-Sep-01	1 000 000	981,246 67	981 246 67	
Goldman Sachs Growth	Purchase	6 650%	15-May-09	20-Oct-00	16-Feb-01	600,000	561,756 00	598 716 00	36 960 00
Goldman Sachs Growth	Purchase	6 875%	15-Jan-11	03 Apr-01	29-May-01	190 000	191,343 30	189 253 30	(2 090 00)
Goldman Sachs Growth	Purchase	6 875%	15-Jan-11	09-May-01	29-May-01	300,000	300,927 00	298,821 00	(2,106 00)
Govco Inc Discount	Purchase			13-Jul-01	09-Apr-01	1,000,000	987 910 55	987,910 55	
GPU	Purchase			28-Jun-00	06 Nov-01	200	5,616 50	7 998 76	2 380 26
Grand Funding Corp Discount	Purchase		09-May-01	05-Apr-01	09-May 01	1,500 000	1 492,916 67	1,492,916 67	
Green Tree Financial Corp Ser 1997-4 Cl A5	Purchase	6 880%	15-Feb-29	27-Jul-99	15-Oct-01	288	286 08	285 57	(0 51)
Green Tree Financial Corp Ser 1997-4 Cl A5	Purchase	6 880%	15-Feb-29	27-Jul 99	15 Nov-01	334	334 68	334 08	(0 60)
Green Tree Financial Corp Ser 1997 4 Cl A5	Purchase	6 880%	15-Feb-29	27-Jul-99	17-Dec-01	326	326 80	326 21	(0 59)
Greenpoint Fnci Corp Com	Purchase			11 Dec-00	17-Dec-01	300	10,463 43	10 175 66	(287 77)
Greenwich Funding Coupon	Purchase		08-Jun-01	06-Apr-01	08-Jun-01	1 000 000	991,600 00	991,600 00	
Gtech Hldgs Corp Com	Purchase			31-Oct-01	17 Dec-01	100	4 021 00	4,545 84	524 84
Guidant Corp	Purchase			08-Sep-85	23-Mar-01	1	1 43	28 26	26 83
Guidant Corp	Purchase			08 Sep-85	10-Jul-01	466	1,290 50	16,738 16	15,447 66
Guidant Corp	Purchase			08-Sep-85	25-Jul-01	340	941 57	10,560 05	9,618 48
Halliburton Co Com	Purchase			28-Jun-00	15-Jun-01	100	4,769 75	4,312 91	(456 84)
Halliburton Co Com	Purchase			22-Jul-98	15-Nov-01	800	32,293 92	16,235 30	(16,058 62)
Halliburton Co Com	Purchase			17-Nov 98	15-Nov-01	2 400	77,429 28	48,705 89	(28 723 39)
Halliburton Co Com	Purchase			18-Nov-98	15-Nov-01	2,000	63,039 60	40 588 24	(22 451 36)
Halliburton Co Com	Purchase			30-Nov 98	15-Nov-01	1,300	37,983 27	26 382 36	(11,600 91)
Halliburton Co Com	Purchase			27-Jan-99	15-Nov-01	600	18 073 50	12,176 47	(5,897 03)
Halliburton Co Com	Purchase			19-Dec-00	15-Nov-01	900	35,154 81	18,264 71	(16 890 10)
Hancock John Finl Svcs Inc	Purchase			25-Jul-01	17-Dec-01	200	7,982 44	7,991 73	9 29
Harcourt General Inc	Purchase			20-Mar-00	27-Jun-01	100	3,595 60	5,799 80	2,204 20
Harley Davidson Inc Com	Gift			22-Sep-99	10-Jul-01	440	11,215 05	20 837 70	9 622 65
Harley Davidson Inc Com	Purchase			24-Oct-01	17-Dec-01	150	7,231 81	7,904 79	672 92
Harley Davidson Inc	Purchase			19-Jan-99	30-Mar-01	2,700	65,549 65	89,217 38	33,667 71
Harley Davidson, Inc	Purchase			19-Jan-99	19 Apr-01	4,300	104,393 90	158,039 41	53,645 51
Harley Davidson, Inc	Purchase			10-Feb-99	19-Apr-01	7,000	174 317 15	257,273 45	82,956 30
Harley Davidson Inc	Purchase			25-Jan-00	19-Apr-01	8 700	300 322 87	319,754 14	19 431 27
Harley Davidson, Inc	Purchase			25-Jan-00	21-May-01	400	15,396 42	18,699 84	3,303 22
Harley Davidson Inc	Purchase			09-Jun-00	21-May-01	7,300	274 556 65	341,268 31	66 711 66
Harley Davidson Inc	Purchase			09-Jun-00	13-Jul-01	800	30,088 40	40,452 41	10 364 01
Harris Corp Com	Purchase		08-Dec-00	07-Mar-01	2,150	67 719 63	50,265 32	(17,454 31)	
Harris Corp Com	Purchase			10-Jan-01	28-Mar-01	2,100	58,653 63	48 650 54	(10 003 09)
Harris Corp Com	Purchase			10-Jan-01	24-Oct-01	100	2 793 03	3,395 88	602 85
Harris Corp Com	Purchase			10-Jan-01	24-Oct-01	1,100	30,723 33	38,712 04	5 988 71
Harris Corp Com	Purchase			10-Jan-01	17-Dec-01	200	5,586 06	5,969 80	383 74
Harsco Corp Com	Purchase			02-May 01	17-Dec-01	300	8 352 00	9,960 66	1,628 66
Hca Inc Com	Purchase			28-Jun-00	27-Jun-01	100	3,023 88	4,383 35	1,359 47
HCA-The Healthcare Company	Purchase			31-Aug-00	09-Oct-01	5,000	171 037 50	230,670 55	59,633 05
HCR Manor Care	Gift			16-Sep-99	04-Jun-01	4 230	86,851 00	109 595 64	22,744 64
HCR Manor Care	Gift			03-Jan-00	04-Jun-01	2,000	30,906 00	51,818 26	20,912 26
Health Management Associates Inc	Purchase			11-Oct-00	20-Mar-01	100	2 090 59	1,558 45	(532 14)

RICHARD AND RHODA GOLDMAN FUND
94-6064502
YEAR ENDED DECEMBER 31, 2001

GAINS (LOSSES) - INVESTMENT SECURITIES

Description	How Acquired	Rate	Maturity	Date Acquired	Date Sold	Number of Shares or Par Value	Cost	Gross Sales Price	Gain (Loss)
Health Management Associates Inc	Purchase			11-Oct-00	20-Mar-01	4 100	87 783 15	62 337 91	(25 445 24)
Health Net Inc Com	Purchase			11-Jan-01	17-Dec-01	550	14 184 50	11 940 10	(2 244 40)
Healthon/WebMD	Purchase			18-Jan-96	11-Jan-01	678		5,080 45	5 080 45
Healthsouth Corp	Purchase			28-Jun-00	21-Dec-01	100	736 38	1,399 25	662 87
Heinz H J Co Com	Purchase			28-Jun-00	21-Dec-01	100	4 417 63	4 051 16	(366 47)
Heller Financial	Purchase			21-Mar-01	01-Aug-01	600	19 734 00	31 720 94	11 986 94
Heller Financial	Purchase			21-Mar-01	26-Oct-01	1,400	46,048 00	75,250 00	29 204 00
Heller Financial (Cash Received on Merger)	Purchase			21-Mar-01	26-Oct-01			29,204 00	29 204 00
Heller Financial, Inc	Purchase	7.875%	15 May 03	30-Apr-01	20-Sep-01	685,000	716,194 90	731,511 50	15,316 60
Helmerich & Payne Inc Com	Purchase			15-Jun-00	22 May 01	1 900	69 710 24	63,808 66	14,098 82
Helmerich & Payne Inc Com	Purchase			15-Jun-00	23-May 01	1 100	40 358 56	46,449 80	6,091 24
Helmerich & Payne Inc Com	Purchase			11-Jan-01	26-Sep-01	1 100	48 031 50	25 945 82	(22,085 68)
Helmerich & Payne Inc Com	Purchase			07-Mar-01	26-Sep-01	575	32,826 75	13,562 59	(19 264 16)
Helmerich & Payne Inc Com	Purchase			18-Jul-01	26-Sep-01	1,700	49 759 00	40,098 09	(9 660 91)
Henry Jack & Assoc Inc Com	Purchase			18-Jul-01	17 Dec-01	250	7 900 00	5 062 33	(2,837 67)
Henry Jack & Assoc Inc Com	Purchase			18-Jul-01	19 Dec-01	2 150	67 940 00	42 909 33	(25 030 67)
Hershey Foods Corp Com	Purchase			22 May 01	25-Jul-01	1,100	64,871 29	66 440 09	1,568 80
Hershey Foods Corp Com	Purchase			22-May 01	25-Jul-01	400	23 589 56	24,071 19	481 63
Hershey Foods Corp Com	Purchase			13-Jun-01	25-Jul-01	1 000	61,016 70	60 400 08	(616 62)
Hewlett-Packard Co Com	Purchase			15-Jun-00	01-Mar-01	2,950	172,566 00	82,898 13	(89 667 87)
Hewlett-Packard Co Com	Purchase			17-Nov-99	16-Mar-01	100	2 957 34	2,806 90	(150 44)
Hewlett-Packard Co Com	Purchase			28-Nov-01	17-Dec-01	300	6,163 50	6,287 79	124 29
Hewlett-Packard Co Com	Purchase			17-Nov-99	21-Dec-01	200	5 914 69	4,202 45	(1,712 24)
Hibernia Corp Cl A Com	Purchase			26-Jan-00	10-Jan-01	6 600	69 007 62	78 241 70	9 234 08
Hibernia Corp Cl A Com	Purchase			12-Apr-00	10-Jan-01	2,600	28,268 50	30 822 49	2,553 99
Hibernia Corp Cl A Com	Purchase			11-May 00	10-Jan-01	1 850	22 248 84	21,931 38	(317 46)
Hibernia Corp Cl A Com	Purchase			11-May 00	11-Jan-01	9 200	110 642 88	111,151 60	508 72
Hillenbrand Ind Inc Com	Purchase			18-Jul-01	17-Dec-01	150	8 623 50	7,973 73	(649 77)
Hillenbrand Ind Inc Com	Purchase			18-Jul-01	17-Dec-01	150	8 623 50	7 973 73	(649 77)
Hispanic Broadcasting Corp	Purchase			12-Oct 99	20-Mar-01	3,800	161,294 29	75,807 47	(85,486 82)
Hispanic Broadcasting Corp	Purchase			13-Dec-99	20-Mar-01	2,600	126 232 90	51,888 26	(74 364 64)
Home Depot Inc Com	Purchase			28-Jun-00	06-Feb-01	100	4,957 25	4 561 84	(395 41)
Home Depot Inc Com	Gift			28-Jan-97	18-Jul-01	1,455	15 662 20	71,379 91	55,717 71
Home Depot Inc Com	Purchase			17-May-01	24-Oct-01	800	41 914 56	32 254 92	(9,659 64)
Home Depot Inc Com	Purchase			17-May-01	17-Dec-01	400	20,957 28	19 907 33	(1 049 95)
Home Depot Inc Com	Purchase			17-May 01	18-Dec-01	250	13,098 30	12 524 58	(573 72)
Home Depot Inc Com	Purchase			28-Jun-00	21-Dec-01	200	9 914 50	10 302 25	387 75
Home Depot, Inc	Purchase			17-Apr 98	09-Jan-01	10 550	249 960 71	529 273 72	279,313 01
Home Depot, Inc	Purchase			20-Sep-00	09-Jan-01	300	15,843 00	15,050 44	(792 56)
Home Depot, Inc	Purchase			16-Oct-00	09-Jan-01	1,400	52,305 26	70,235 37	17,930 11
Home Depot Inc	Purchase			16-Oct-00	20-Mar-01	16 600	620,190 94	708 540 70	88,349 76
Homeside Lending	Purchase	6.875%	30-Jun-02	19-Jul-01	12-Sep-01	250 000	258,622 50	255 440 00	(1,182 50)
Homestore com	Purchase			15-Sep-99	20-Mar-01	1,700	94 959 74	35,130 52	(59,829 22)
Homestore com	Purchase			30-Sep-99	20-Mar-01	1 900	94,624 02	39,263 52	(55 360 50)
Homestore com	Purchase			28 Dec-99	20-Mar-01	1,700	143,217 23	35 130 51	(108,086 72)
Honda Auto Lease Trust 1999 A A4	Purchase	6.450%	16-Sep-02	23-Jul-99	17-May-01	19 858	19,852 96	19,856 08	3 10
Honda Auto Lease Trust 1999-A A4	Purchase	6.450%	16-Sep-02	23-Jul-99	06-Jun-01	280 144	260,100 17	282,179 36	2 079 19
Honeywell Intl Inc	Gift			28-Jun-96	10-Jul-01	891	25,903 15	30,916 66	5,013 51
Honeywell Intl Inc	Purchase			08-Sep-00	11-Jul-01	2,400	87 501 84	84,166 39	(3,335 45)
Honeywell Intl Inc	Purchase			08-Sep-00	17-Dec-01	250	9 114 77	7 802 23	(1,312 54)
Honeywell Intl Inc	Purchase			28-Jun-00	21-Dec-01	100	3,319 75	3,271 19	(48 56)
Hormel Food Corp	Purchase	6.625%	01-Jun-11	04-Jun-01	07-Jun-01	1,000,000	996,200 00	1,000 310 00	4 110 00
Hospitality Props Tr Com	Purchase			31-Oct-01	17-Dec-01	200	4,972 00	5 617 81	645 81
Hsehd Intl Inc Com	Purchase			03-Mar-99	25-Jul-01	1 400	57,228 50	93,205 95	35,977 45
Hsehd Intl Inc Com	Purchase			03-Mar 99	25-Jul-01	100	4 087 75	6,697 77	2,610 02
Hsehd Intl Inc Com	Purchase			03-Mar-99	17-Dec-01	200	8,175 50	10,661 64	2,486 14
Hsehd Intl Inc Com	Purchase			28-Jun-00	21-Dec-01	100	4,183 25	5,591 11	1 427 86
Human Genome Sciences Inc	Purchase			05-Oct-00	09-Jan-01	1,965	168,908 81	131 431 32	(35 475 49)
Human Genome Sciences, Inc	Purchase			03-Mar-00	20-Mar-01	3,000	322,498 03	149,908 90	(172,589 13)
Human Genome Sciences Inc	Purchase			14-Apr-00	20-Mar-01	3,600	146,303 68	179,890 68	33,586 70
Human Genome Sciences Inc	Purchase			05-Oct-00	20-Mar-01	8,235	699,479 66	412,875 95	(286 603 71)
Hunt J B Trans Svcs Inc Com	Purchase			18-Jul-01	17-Dec-01	350	8,662 50	7,314 75	(1 347 75)
Huntington Bancshares Inc Com	Purchase			28-Jun-00	21 Dec-01	100	1,555 80	1,702 24	146 44
I2 Technologies Inc Com	Purchase			02-Mar-01	19-Jul-01	4,200	101,721 48	51,267 69	(50,453 79)
I2 Technologies Inc Com	Purchase			02-Mar-01	19-Jul-01	2 000	48,438 80	24,782 57	(23,656 23)
I2 Technologies Inc Com	Purchase			31-May-01	19-Jul-01	8,600	173 720 86	104,978 70	(68,744 16)
I2 Technologies Inc	Purchase			15-Feb-01	20-Mar-01	21,025	884,755 13	428,370 10	(456,385 03)
Icon Pharmaceuticals Inc	Purchase			07-Mar-01	18-Jul-01	2,175	58,887 46	59,723 51	3,036 05
Icon Pharmaceuticals Inc	Purchase			17-Apr-01	18-Jul-01	900	21,752 28	24 713 17	2 960 89
Idoc Pharmaceuticals Corp Com	Purchase			27-Sep-00	17-Dec-01	225	12,885 94	15,191 49	2,305 55
Ill Tool Wks Inc Com	Gift			06-Feb-98	10-Jul-01	485	17,340 33	31 457 89	14,117 56

RICHARD AND RHODA GOLDMAN FUND
94-6064502
YEAR ENDED DECEMBER 31, 2001

GAINS (LOSSES) - INVESTMENT SECURITIES

Description	How Acquired	Rate	Maturity	Date Acquired	Date Sold	Number of Shares or Par Value	Cost	Gross Sales Price	Gain (Loss)
Imagistics International Inc	Purchase			30-Jun-00	26-Dec-01	512		5,776 45	5 776 45
Imagistics International Inc	Purchase			23-Oct-00	26-Dec-01	440		4,964 13	4 964 13
Imagistics Intl Inc Com	Purchase			28-Jun-00	07-Dec-01	40	444 95	395 58	(49 37)
Ima Hlth Inc Com Stk	Purchase			28-Jun-00	21 Dec-01	100	1 516 10	1 900 23	384 13
Inco Ltd Com	Purchase			29-Jun-00	23-Apr-01	400	6,170 52	6 891 76	721 24
Infocus Corp Com	Purchase			21-Feb-01	17-Dec-01	550	11,653 13	11 742 10	88 97
Ing Capital Funding Trust III	Purchase	8 439%	29-Dec-49	12-Dec-00	30-Jan-01	350,000	350 000 00	369,250 00	19 250 00
Ingersoll Rand Cl A	Purchase			28-Mar-01	25-Apr-01	1 900	78,601 10	83 993 72	5 392 62
Ingersoll Rand Cl A	Gift			17-Jan-97	10-Jul-01	825	24 508 00	35,468 30	10 958 30
Inhale Therapeutic Systems	Gift			11-Feb-99	09-Jul-01	1,400	18,725 00	28,982 75	10,257 75
Inhale Therapeutic Systems	Gift			02 Aug-99	09-Jul-01	2 000	25 375 00	41,403 91	16 028 91
Inhale Therapeutic Systems	Purchase			23-Feb-99	07-Sep-01	3,900	55,575 00	55 445 62	(129 38)
Inhale Therapeutic Systems	Purchase			16-Mar-99	07 Sep-01	5,000	62,895 50	71,084 12	8 188 62
Inhale Therapeutic Systems	Purchase			27-Jun-00	07-Sep-01	5,300	213 071 60	75,349 16	(137,722 44)
Inhale Therapeutic Systems	Purchase			27-Jun-00	31-Oct-01	2,800	131,121 52	48 896 90	(82,224 62)
Inhale Therapeutic Systems	Purchase			18-Aug-00	31-Oct-01	2 000	89 091 30	34 926 36	(54,164 94)
Inhale Therapeutic Systems	Purchase			20-Sep-00	31-Oct-01	7,000	338,198 00	122,242 24	(215 955 76)
Inhale Therapeutic Systems	Purchase			22-Feb-01	31-Oct-01	8 900	248 617 76	155 422 25	(93 195 51)
Inhale Therapeutic Systems	Purchase			22-Feb-01	01-Nov-01	2,600	70,580 44	43,827 26	(26 753 18)
Inhale Therapeutic Systems	Purchase			02-Jul-01	01-Nov-01	6 000	146,546 40	101,139 82	(45 406 58)
Integrated Device Tech Inc Com	Purchase			22-Sep-99	07-Mar-01	2 700	64 034 01	96 521 78	32 487 77
Intel Corp Cap	Purchase			29-Jun-00	15-Jun-01	100	6,636 56	2,768 98	(3 867 60)
Intel Corp Cap	Gift			17-Feb-96	10-Jul-01	3 790	27 433 08	109 888 14	82 455 06
Intel Corp Cap	Purchase			29-Jun-00	13-Dec-01	100	6 636 56	3 255 89	(3,380 67)
Intel Corp Cap	Purchase			23-Sep-98	17 Dec-01	350	7,436 19	11 563 61	4 127 42
Intel Corp Cap	Purchase			11-Dec-98	17-Dec-01	900	25 939 22	29,735 01	3 795 79
Intel Corp Cap	Purchase			29-Jun-00	21-Dec-01	600	39 819 36	19 453 15	(20,366 21)
Intel Corp	Gift			28-Jun-96	11-Jan-01	9 400	86 339 00	314,354 16	228 015 16
Intel Corp	Gift			31-Jul-96	11-Jan-01	600	6 418 79	20 065 16	13 648 37
Intel Corp	Purchase			22-Apr-97	20-Mar-01	8,800	154,203 94	281,241 29	107,037 35
Intel Corp	Purchase			30-Nov-99	20-Mar-01	8 200	321 830 71	243,429 38	(78,401 33)
Intel Corp	Purchase			20-Sep-00	20-Mar-01	300	18,693 75	8 905 98	(9,787 79)
Intel Corp	Purchase			18-Oct-00	20-Mar-01	3 275	127 520 31	97 223 31	(30 297 00)
Intel Corp	Gift			17-Feb-96	10-Jul-01	6 125	49,832 92	177 996 81	128,163 89
Intel Corp	Gift			14-Aug-96	19-Oct-01	3,100	31,672 40	74 778 18	43,105 78
Intel Corp	Gift			14-Aug-96	14-Dec-01	2 400	25 823 03	78,501 38	52 678 35
Intersil Holding Corp	Purchase			25-Feb-00	21-Feb-01	17 775	665 952 39	347,199 94	(518,752 45)
Intersil Holding Corp	Purchase			25-Feb-00	20-Mar-01	3,425	168,251 75	51 427 40	(116,824 35)
Intersil Holding Corp	Purchase			13-Apr-00	20-Mar-01	5 000	186,250 00	75,076 50	(111 173 50)
Intersil Holding Corp	Purchase			20-Sep-00	20-Mar-01	4 300	208 870 58	64,565 79	(144,304 79)
Intersil Holding Corp	Purchase			07-Dec-00	20-Mar-01	18,350	335,663 71	275,530 74	(60 132 97)
Interstate Bakeries Corp	Purchase			29 Aug-01	17-Dec-01	200	4,924 00	4,791 84	(132 16)
Intl Business Machs Corp Com	Purchase			04-Oct-00	23 May 01	900	100,474 20	106,247 48	5,773 28
Intl Business Machs Corp Com	Purchase			04-Oct-00	28-Nov-01	600	68,982 80	67 930 45	847 65
Intl Business Machs Corp Com	Purchase			04-Oct-00	17-Dec-01	300	33 491 40	36,031 79	2 540 39
Intl Business Machs Corp Com	Purchase			28-Jun-00	21-Dec-01	200	22 825 26	24 401 78	1,576 52
Intl Game Tech Com	Purchase			25-Oct-00	16-Oct-01	700	26 517 47	34 697 84	8 180 37
Intl Game Tech Com	Purchase			25-Oct-00	17 Dec-01	150	5 682 31	9,748 17	4,065 86
Intl Paper Co Com	Purchase			05-Oct-99	21-Dec-01	58	2 456 13	2,280 07	(176 06)
Intl Paper Co Com	Purchase			03-Dec-99	21-Dec-01	42	2,055 88	1 651 09	(404 78)
Intl Rectifier Corp Com	Purchase			26-Jan-00	22-Jun-01	1 900	67,269 89	66,924 32	(345 37)
Intl Rectifier Corp Com	Purchase			22-Jun-00	22-Jun-01	550	29,595 50	19 372 83	(10 222 67)
Intuit Com	Purchase			07-Nov-00	11-Jan-01	1,900	128 487 50	66,141 54	(62 345 96)
Invitrogen Corp	Gift			03-Apr-00	09-Jul-01	700	34 769 70	42,285 59	7,515 89
Invit Tech Group Inc	Purchase			22-Nov-00	17-Dec-01	300	6,912 00	11,927 60	5 015 60
ITT Inds Inc Com	Purchase			11-Dec-00	25-Jul-01	1,000	37,497 50	43,514 14	6,016 64
ITT Inds Inc Com	Purchase			11-Dec-00	25-Jul-01	100	3,749 75	4,360 85	611 10
ITT Inds Inc Com	Purchase			11-Dec-00	17-Dec-01	200	7 499 50	9,731 67	2 232 17
ITT Inds Inc Com	Purchase			11-Dec-00	17-Dec-01	200	7,499 50	9,731 67	2,232 17
ITT Inds Inc Com	Purchase			11-Dec-00	19-Dec-01	500	18,748 75	24 319 19	5 570 44
ITT Inds Inc Com	Purchase			10-Jan-01	19-Dec-01	1,300	49 150 14	63,229 88	14,079 74
ITT Inds Inc Com	Purchase			10-Jan-01	19-Dec-01	400	15,123 12	19 456 03	4,332 91
ITT Inds Inc Com	Purchase			11-Jan-01	19-Dec-01	1,800	60 478 72	77,824 12	17 345 40
Ivax Corp Com	Purchase			08-Dec-99	21-Mar-01	1 700	22,379 71	53,820 20	31,440 49
Ivax Corp Com	Gift			08-Dec-99	10-Jul-01	410	5 420 88	15,460 58	10,039 70
Ivax Corp Com	Purchase			08-Dec-99	31-Oct-01	1,688	17,772 12	35,887 87	18 115 75
Ivax Corp Com	Purchase			12-Jan-00	31-Oct-01	1,313	18 589 41	27,912 79	9,323 38
Ivax Corp Com	Purchase			22-Jun-01	31-Oct-01	600	30 512 00	17,013 51	(13 498 49)
J P Morgan Chase & Co Com	Gift			17-Oct-98	10-Jul-01	1,245	34,003 03	53 023 90	19,020 87
J P Morgan Chase & Co Com	Purchase			07-Nov-01	17-Dec-01	450	17 313 97	16,226 45	(1,087 52)
J P Morgan Chase & Co Com	Purchase			28-Jun-00	21-Dec-01	300	14 384 25	10 728 54	(3,655 71)

RICHARD AND RHODA GOLDMAN FUND
94-6064502
YEAR ENDED DECEMBER 31, 2001

GAINS (LOSSES) - INVESTMENT SECURITIES

Description	How Acquired	Rate	Maturity	Date Acquired	Date Sold	Number of Shares or Par Value	Cost	Gross Sales Price	Gain (Loss)
Jabil Circuit Inc Com	Purchase			22-Jun-00	21-Feb-01	2 050	95 319 88	51 535 27	(43 784 61)
Jack In Box Inc Com	Purchase			21-Jan-99	10-Oct-01	1 300	31,441 93	29 865 20	(1 576 73)
Jack In Box Inc Com	Purchase			22-Jan-99	10-Oct-01	1,500	38,998 75	34 459 85	(2,536 90)
Jack In Box Inc Com	Purchase			19 May 99	10-Oct-01	2 050	53 552 77	47 095 12	(6 457 65)
JDS Uniphase Corp	Purchase			09 Nov-99	14-May-01	1 600	77,240 36	31,937 33	(45 303 03)
JDS Uniphase Corp	Purchase			28 Nov-00	14-May-01	900	55,905 75	17,984 75	(37,941 00)
JDS Uniphase Corp	Purchase			23 May 01	17 Dec-01	400	8,034 28	3 467 88	(5 566 40)
Jds Uniphase Corp	Purchase			26-Jul-00	21-Dec-01	100	13,593 75	848 27	(12 747 48)
JDS Uniphase Corp	Purchase			18 Sep-98	20-Mar-01	24 000	117 375 00	618 479 45	499,104 45
JDS Uniphase Corp	Purchase			20-Sep-00	20-Mar-01	400	41 950 00	10 274 65	(31,675 35)
JDS Uniphase Corp	Purchase			23-Oct-00	15-May 01	9 500	765 785 70	196 092 28	(569,693 42)
JDS Uniphase Corp	Purchase			05-Dec-00	15-May 01	6,840	424,852 74	141 186 44	(283 668 30)
Johnson & Johnson	Purchase			30-Mar-01	21-Jun-01	2 800	115 274 74	148,255 05	32,980 31
Johnson & Johnson	Gift			28-Jun-96	15-Aug-01	4 080	99 108 54	233 058 55	133 952 01
Johnson & Johnson Com	Gift			12 Sep-96	13-Feb-01	950	47 236 10	91,950 85	44 714 75
Johnson & Johnson Com	Purchase			27-Jan-99	13-Feb-01	200	16,787 00	19 358 07	2 571 07
Johnson & Johnson Com	Purchase			14-Apr-99	13-Feb-01	350	33 961 97	33 876 63	(85 34)
Johnson & Johnson Com	Gift			28-Jun-96	16-Jul-01	725	35 894 75	38 757 20	2,862 45
Johnson & Johnson Com	Purchase			14-Apr 99	16-Jul-01	725	35 174 90	38 757.21	3 582 31
Johnson & Johnson Com	Purchase			14-Apr-99	24-Oct-01	100	4 651 71	5 681 80	1 030 09
Johnson & Johnson Com	Purchase			14-Apr-99	24-Oct-01	1,000	46,517 10	59 109 82	10,592 72
Johnson & Johnson Com	Purchase			14-Apr 99	07-Nov-01	500	24 258 55	29 532 01	5 273 46
Johnson & Johnson Com	Purchase			14-Apr-99	07-Nov-01	400	19 408 84	23 587 21	4 180 37
Johnson & Johnson Com	Purchase			14-Apr-99	17-Dec-01	600	29,110.26	33 904 88	4,794 60
Johnson & Johnson Com	Purchase			14-Apr-99	18 Dec-01	200	9 703 42	11,395 61	1 692 19
Johnson & Johnson Com	Purchase			28-Jun-00	21 Dec-01	200	9 794 75	11 944 20	2,149 45
Johnson Ctl Inc Com	Purchase			07 Nov-01	17-Dec-01	100	7,837 57	7 824 73	(12 84)
Jones Apparel Group Inc Com	Purchase			11-Jan-01	30-Oct-01	2,300	85 192 00	58 979 68	(26,212 32)
JP Morgan Chase & Co	Purchase	5 625%	15-Aug-06	07-Aug-01	01-Nov-01	275 000	274,172 25	284 974 25	10,802 00
JP Morgan Commercial	Purchase	7 371%	15-Aug-32	27-Sep-00	04-Jun-01	745,000	748 711.22	777 710 18	28 998 94
JP Morgan Master Note	Purchase			28-Dec-00	09-Feb-01	975,000	975,000 00	975 000 00	
JP Morgan Master Note	Purchase			28-Dec-00	29-Mar-01	25,000	25 000 00	25,000 00	
JP Morgan Master Note	Purchase			05-Feb-01	29-Mar-01	17,000	17 000 00	17 000 00	
JP Morgan Master Note	Purchase			05-Feb-01	02 Apr-01	258 000	258,000 00	258 000 00	
JP Morgan Master Note	Purchase			28-Mar-01	02-Apr-01	15,000	15 000 00	15,000 00	
JP Morgan Master Note	Purchase			05 Apr-01	01-Jun-01	400,000	400 000 00	400,000 00	
JP Morgan Master Note	Purchase			05-Apr-01	01 Aug-01	400 000	400 000 00	400 000 00	
JP Morgan Master Note	Purchase			05-Apr-01	16 Aug-01	200,000	200 000 00	200 000 00	
JP Morgan Master Note	Purchase			05-Apr-01	31-Aug-01	400,000	400 000 00	400 000 00	
JP Morgan Master Note	Purchase			05-Apr-01	26-Sep-01	100 000	100,000 00	100 000 00	
JP Morgan Master Note	Purchase			30-Apr-01	26-Sep-01	205,000	205 000 00	205 000 00	
Juniper Networks Inc	Purchase			05-Aug-96	26-Jan-01	600	106 80	79 834 83	79,728 03
Juniper Networks Inc	Purchase			05-Aug-96	20-Mar-01	2 660	472 48	140 476 57	140 004 09
Juniper Networks, Inc	Purchase			12-Jul 99	20-Mar-01	7,800	171,181 71	411 823 77	240,742 06
Juniper Networks, Inc	Purchase			12-Nov-99	20-Mar-01	600	27,912 50	31 688 43	3 773 93
Juniper Networks, Inc	Purchase			26-Oct-00	23-Apr-01	2 600	555,839 48	163 506.21	(392 333 27)
Juniper Networks, Inc	Purchase			22 Nov-00	23-Apr-01	400	85,524.24	25,154 80	(60,369 44)
Juniper Networks, Inc	Purchase			22-Nov-00	07-May-01	2 000	351 703 80	122,421 51	(229,282 29)
Juniper Networks Inc	Purchase			22-Nov-00	28-Aug-01	1,250	153,117 88	24 976 10	(128,141 78)
Juniper Networks Inc	Purchase			08-Feb-01	28-Aug-01	750	72,444 08	14,985 66	(57,458 42)
Juniper Networks, Inc	Purchase			08-Mar-01	28-Aug-01	4 000	259,855 60	79,923.52	(179,932 08)
Juniper Networks Inc	Purchase			05-Jun-01	28-Aug-01	2,900	135,003 70	57,944 54	(77,059 16)
Juniper Networks, Inc	Purchase			29-Sep-99	20-Mar-01	5 400	171 000 00	320,614 32	149,614 32
Juniper Networks Inc	Purchase			15-Feb-01	20-Mar-01	3 875	368 645 03	230 070 45	(138,574 58)
K Mart Corp Com	Purchase			11-Jul-01	24-Oct-01	7,850	82 037.21	55,747.26	(26,289 95)
K Mart Corp Com	Purchase			20-Dec-99	21-Dec-01	100	1 080 82	502 28	(578 54)
K2 USA LLC Discount	Purchase		28 Sep-01	10-Apr-01	28-Sep-01	500,000	489,611 11	489 611 11	
Kadant Inc Com	Purchase			25-Feb-00	15-Aug-01	17	170 84	231 52	60 88
Kadant Inc Com	Purchase			16-Mar-01	15-Aug-01	5	74 05	70 50	(3 55)
Kadant Inc Com	Purchase			09-Aug-01	15-Aug-01	2	26 80	27 18	0 58
Kadant Inc Com	Purchase			16-Mar-01	21-Aug-01	0	6 92	6 59	(0 33)
Kadant, Inc	Purchase			10-Jun-99	31-Aug-01	1 548	15,192 13	21,548 92	6 356 79
Kemet Corp Com	Purchase			09-Jun-00	02-May-01	2,500	87 605 50	51,848.26	(35 757 24)
Keycorp New Com	Purchase			01-Dec-00	01-Feb-01	5 000	125,082 00	133 423 04	8 341 04
Keyspan Corp Com	Purchase			12-Apr-00	01-Aug-01	2,300	64,416 10	70,009 66	5 593 56
Kimberly-clark Corp Com	Gift			24-Nov-98	10-Jul-01	1,130	58,734 58	63 057 88	4,323 30
Kinder Morgan Energy	Purchase	7 400%	15-Mar-31	26-Mar-01	16-Jul-01	100,000	99 838 00	99,012 00	(826 00)
Kinder Morgan Energy LP	Gift			10-Jun-97	04-Jun-01	2,120	43,821 00	150,832 96	107,011 96
Kinder Morgan Inc	Purchase			11-Dec-00	21-Feb-01	2,100	88,957.25	118 730 03	19,772 78
Kla-Tencor Corp	Purchase			01-Feb-01	18-Dec-01	250	11,550 60	13,764 54	2,213 94
Kla-tencor Corp	Purchase			28-Jun-00	21-Dec-01	100	6 091 63	5,004 13	(1,087 50)

RICHARD AND RHODA GOLDMAN FUND
94-6064502
YEAR ENDED DECEMBER 31, 2001

GAINS (LOSSES) - INVESTMENT SECURITIES

Description	How Acquired	Rate	Maturity	Date Acquired	Date Sold	Number of Shares or Par Value	Cost	Gross Sales Price	Gain (Loss)
Knight-ridder Inc	Purchase			01 Feb-01	28 Mar-01	2 500	146 188 25	131 839 35	(14 348 90)
Kohls Corp Com	Purchase			29-Jun-00	21-Feb-01	100	5 368 67	6,923 26	1 554 59
Kohls Corp	Purchase			06-Oct-98	09-Jan-01	6 050	121,640 70	412 535 73	290 895 03
Kohls Corp	Purchase			06-Oct-98	20-Mar-01	1 675	33,677 38	106 291 96	72 614 58
Kohls Corp	Purchase			19 Apr-00	20-Mar-01	9 600	465 708 48	609 195 67	143 487 19
Kohls Corp	Purchase			28-Aug-00	20-Mar-01	3 700	211 815 75	234 794 17	22,978 42
Kohls Corp	Purchase			20-Sep-00	20-Mar-01	400	22 874 00	25 383 14	2 509 14
Kroger Co Com	Purchase			03 Aug-00	28-Mar-01	4,650	100,163 33	116 453 97	16 290 64
Kroger Co Com	Purchase			20-Sep-00	28-Mar-01	2 000	44 796 60	50,087 73	5,291 13
Kroger Co Com	Purchase			25-Jul-01	17-Dec-01	350	8,914 36	7,192 25	(1 722 11)
Kroger Co Com	Purchase			28-Jun-00	21-Dec-01	100	2 086 38	2 051 23	(35 15)
Kroger Co	Purchase	6 800%	01-Apr 11	04-May 01	11 May-01	500,000	498,700 00	498,805 00	105 00
Kulicke & Soffa Inds Inc Com	Purchase			07-Jun-01	26-Sep-01	3 750	62 803 13	40,123 66	(22 679 47)
L-3 Communications Hldg Corp Com	Purchase			11-Jan-01	26-Sep-01	450	32,530 50	37,810 34	5 278 84
L-3 Communications Hldg Corp Com	Purchase			11-Jan-01	17-Dec-01	100	7,229 00	8,535 71	1,306 71
Lam Resh Corp Com	Purchase			18-Jul-01	05-Dec-01	2,150	54 072 50	51,942 28	(2 130 24)
Lancaster Colony Corp Com	Purchase			24-Jan-01	07 Feb-01	2 050	57 656 25	56 757 47	(898 78)
Laslaworks Corp	Purchase			10-Dec-99	05-Feb-01	3 797	5 467 50	18 785 92	13,318 42
Lauder Estee Companies, Inc Cl A	Purchase			22 Apr-99	23-Feb-01	10 000	468 010 00	388,123 13	(77,886 87)
Lauder Estee Companies Inc Cl A	Purchase			22 Apr-99	14-Dec-01	1,000	48 601 00	32,243 92	(14,357 08)
Lear Corp	Purchase			07-Nov-00	17-Dec-01	350	9 099 13	12 687 07	3 587 94
Lehman Agency Repo	Purchase			28-Dec-00	16-Jan-01	2 000,000	2 000,000 00	2 000,000 00	
Lehman Agency Repo	Purchase			09-Feb-01	29 Mar-01	1 250 000	1 250 000 00	1,250 000 00	
Lehman Agency Repo	Purchase			05-Apr-01	06-Apr-01	2,000,000	2 000,000 00	2,000 000 00	
Lehman Agency Repo	Purchase			05 Apr-01	12 Apr-01	947,000	947 000 00	947,000 00	
Lehman Bros Hldgs Inc	Purchase	6 625%	05-Feb-06	03/02/00	03/15/01	500 000	472,305 75	509 135 00	36 829 25
Lehman Bros Hldgs Inc	Purchase	8 250%	15-Jun-07	03/15/01	04/03/01	200,000	217 860 00	216 174 00	(1 686 00)
Lehman Bros Hldgs Inc Com	Purchase			28-Jun-00	21-Dec-01	100	4 734 88	6 501 08	1,766 20
Lehman Brothers	Purchase	8 750%	15-May-02	11-Jul-01	05-Nov-01	1,000,000	1 038,610 00	1,033,840 00	(4,770 00)
Lehman Brothers Discount	Purchase			02-Jul-01	03-Jan-01	500 000	485,580 56	485,580 56	
Lehman Brothers Inc	Purchase	7 000%	15-May-03	02-Sep-99	31-Jan-01	525 000	520 705 50	537 773 25	17 067 75
Lehman Brothers, Inc	Purchase	7 750%	15-Jan-05	06-Sep-00	02-Nov-01	250,000	253,172 50	272 362 50	19 190 00
Lehman Brothers, Inc	Purchase	7 750%	15-Jan-05	14-May-01	02-Nov-01	110 000	115,537 40	119 839 50	4 302 10
Lennar Corp Com	Purchase			10-Oct-00	17-Dec-01	300	9 211 68	12 302 58	3 090 90
Lexmark Intl Inc New Cl A	Purchase			01-Feb-01	17-Dec-01	200	11,363 36	10 691 64	(671 72)
Liberate Technologies Inc	Purchase			04-Oct-00	20-Mar-01	9,500	251 865 90	75,997 47	(175,868 43)
Liberate Technologies, Inc	Purchase			29 Dec-00	20-Mar-01	3 200	44,094 40	25 599 15	(18 495 25)
Liberate Technologies, Inc	Purchase			02-Jan-01	20-Mar-01	1 900	24 284 28	15,199 48	(9 084 80)
Liberty Media Corp Ser A	Purchase			10-Mar-99	18-Dec-01	1,050	14 604 11	13,849 03	(755 08)
Liberty Media Corp	Purchase	8 250%	01-Feb-30	11-Dec-00	01-Mar-01	50,000	44,955 18	44,624 50	(330 68)
Liberty Media Corp	Purchase	8 250%	01-Feb-30	11-Dec-00	02-Mar-01	150,000	134,718 72	138,132 00	3 413 28
Liberty Media Corp	Purchase	8,250%	01-Feb-30	05-Jan-01	05-Mar-01	50 000	45 661 57	46,548 50	886 93
Liberty Media Corp	Purchase	8 250%	01 Feb-30	05-Jan-01	05-Mar-01	75 000	68 810 03	69,939 75	1,129 72
Liberty Media Corp	Purchase	8 250%	01-Feb-30	05-Jan-01	26-Mar-01	25 000	22,870 40	23,174 75	304 35
Liberty Media Corp	Purchase	8,250%	01-Feb-30	23-Jan-01	26-Mar-01	50,000	47,520 50	48 349 50	(1,171 00)
Liberty Media Corp	Purchase	8 250%	01-Feb-30	27-Feb-01	26-Mar-01	150 000	137 151 00	139 048 50	1,897 50
Lilly Eli & Co	Purchase			28-Jul-99	09-Jan-01	1,200	81,447 00	95,924 80	14,477 80
Lilly Eli & Co	Purchase			08-Dec-99	09-Jan-01	2 600	185,568 50	207,837 07	22,268 57
Lilly Eli & Co	Purchase			31-Dec-99	09-Jan-01	625	41,580 94	49 980 83	8,399 89
Lilly Eli & Co	Purchase			31-Dec-99	20-Mar-01	575	38,236 06	43,278 81	5,042 75
Lilly Eli & Co	Purchase			19-Apr-00	20-Mar-01	4,000	297,887 60	301,069 96	3,382 36
Lilly Eli & Co	Purchase			20-Sep-00	20-Mar-01	200	15,412 00	15 053 49	(358 51)
Lilly Eli & Co	Gift			17-Feb-96	04-Jun-01	1,300	40,136 00	113,939 24	73,803 24
Linear Tech Corp Del	Purchase			01-Nov-00	10-Jan-01	1,700	104 930 29	83,516 00	(21 414 29)
Linear Tech Corp Del	Gift			13-May-98	10-Jul-01	1,280	24,300 00	52 037 58	27,737 58
Lockheed Martin Corp	Purchase			15-May-98	26-Sep-01	7 000	394,956 23	302,716 80	(92,239 43)
Lockheed Martin Corp	Purchase			16-Jul-98	26-Sep-01	2,300	118,685 75	99,464 08	(19,221 67)
Lockheed Martin Corp	Purchase			16-Jul-98	24-Oct-01	700	36,121 75	32,148 17	(3,973 58)
Lockheed Martin Corp	Purchase			09-Feb-99	24-Oct-01	4,000	146 034 40	183 703 84	37,669 44
Lockheed Martin Corp	Purchase			18-Jun-99	24-Oct-01	3,500	122,209 15	160,740 85	38,531 70
Lockheed Martin Corp	Purchase			18-Jun-99	08-Nov-01	2,600	90 783 94	126 894 22	36 110 28
Lone Star Funding LLC Discount	Purchase		08-Aug-01	04-May-01	08-Aug-01	1 000 000	989,726 67	989,726 67	
Longs Drug Stores Corp Com	Purchase			29-Jun-00	29-Jun-01	100	2 320 75	2 151 92	(168 83)
Longs Drug Stores Corp Com	Purchase			22-Jun-01	18-Jul-01	2,300	58,274 18	49,287 35	(8,986 83)
Lowe's Cos Inc Com	Purchase			28-Jun-00	21-Feb-01	100	4,269 75	5,429 31	1,159 56
Lowe's Cos Inc Com	Purchase			01-Jun-00	22-Aug-01	4,600	108,742 18	178,055 45	69,313 29
Lowe's Cos Inc Com	Purchase			01-Jun-00	22-Aug-01	300	7,091 88	11,585 61	4,493 73
Lowe's Cos Inc Com	Purchase			28-Mar-01	22-Aug-01	1,200	34,586 04	46 449 25	11,863 21
Lsi Logic Corp Com	Purchase			04-Oct-00	09-May-01	5,900	170,305 88	117,560 65	(52,745 21)
Lubrizol Corp Com	Purchase			01-Aug-01	17-Dec-01	300	10 623 00	10,292 85	(330 35)
Lucent Technologies Inc	Purchase			28-Jun-00	21-Dec-01	400	21,692 28	2 409 11	(19,283 17)

RICHARD AND RHODA GOLDMAN FUND
94-6064502
YEAR ENDED DECEMBER 31, 2001

GAINS (LOSSES) - INVESTMENT SECURITIES

Description	How Acquired	Rate	Maturity	Date Acquired	Date Sold	Number of Shares or Par Value	Cost	Gross Sales Price	Gain (Loss)
Lucent Technologies Inc	Purchase			01-Nov-00	14-Feb-01	4 700	108 435 58	60,432 92	(48 002 66)
Lyondell Chemical Co	Purchase			03-Jun-98	22-Jun-01	1 000	28,914 20	14 841 20	(14,073 00)
Lyondell Chemical Co	Purchase			02 May-01	22-Jun-01	5,100	80,592 24	75 690 14	(4 902 10)
Lyondell Chemical Co	Purchase			02-May 01	17 Dec-01	100	1 580 24	1,415 95	(164 29)
M & T Bk Corp Com	Purchase			24-Jan-01	07-Mar-01	1 575	102 489 50	107 978 39	5,508 89
Mack-Cali Realty LP	Purchase	7 750%	15-Feb-11	06-Mar-01	21 May-01	250,000	255 275 00	250 157 50	(5 117 50)
Mandalay Resort Group Com	Purchase			07-Feb-01	17 Dec-01	300	6,468 00	6,572 78	104 78
Marrriott Intl Inc Cl A	Purchase			28-Jun-00	21 Dec-01	100	3 715 13	3,991 16	276 03
Marsh & McLennan Companies, Inc	Purchase			14-Jan-00	24-May 01	3 000	300,441 00	331 008 36	30 567 36
Marsh & McLennan Companies, Inc	Purchase			14-Jan-00	04-Oct-01	2 400	240,352 80	243 143 33	2 790 53
Marsh & McLennan Companies Inc	Purchase			14-Jan-00	14-Dec-01	700	70 102 90	72 321 59	2 218 69
Marsh & McLennan Companies Inc	Purchase			11 Apr-00	14-Dec-01	750	76,208 10	77,487 41	1,279 31
Marshall & Hsley Corp Com	Purchase			28-Jun-01	17 Dec-01	150	8 102 92	9,293 69	1 190 77
Marshall & Hsley Corp Com	Purchase			28-Jun-01	17 Dec-01	150	8 102 93	8,293 69	1 190 76
Masco Corp Com	Purchase			28-Jun-00	21 Dec-01	100	1,905 13	2,390 22	485 09
Massey Energy Corp	Purchase			20-Nov-97	13-Feb-01	5 000	49,797 48	92,003 42	42,205 94
Massey Energy Corp	Purchase			20-Nov-97	28-Feb-01	7 000	70,457 41	129 643 01	59 185 60
Massey Energy Corp	Purchase			03-Nov-98	28-Feb-01	2 000	22 788 15	37,040 86	14,254 71
Massey Energy Corp	Purchase			28-Jul-00	28-Feb-01	1 000	8,635 63	18,520 43	9,884 80
Massey Energy Corp	Purchase			28-Jul-00	06-Mar-01	1 500	12 953 45	29 922 35	16 968 90
Massey Energy Corp	Purchase			31-Aug-00	06-Mar-01	3,500	29,552 92	69,818 81	40 265 89
Mattel, Inc	Purchase			14-Sep-99	20-Nov-01	7 000	164,215 80	137 884 89	(26 330 91)
Maxim Integrated Products Inc	Purchase			24-Aug-95	20-Mar-01	14,000	134 750 00	686,852 10	552 102 10
Maxim Integrated Products, Inc	Purchase			31-Jul 98	20-Mar-01	4,700	76,132 08	229,117 37	152,985 29
Maxim Integrated Products, Inc	Purchase			13-Jan-99	20-Mar-01	5 600	140 728 00	272,990 90	132 262 90
Maxim Integrated Products Inc	Purchase			20-Sep-00	20-Mar-01	200	15,687 50	8,749 68	(5 937 82)
Maxim Integrated Products, Inc	Purchase			25-Oct-00	20-Mar-01	700	40,558 25	34 123 85	(6,432 40)
Maytag Corp Com	Purchase			28-Jun-00	31-Aug-01	100	3 858 25	3 071 39	(786 86)
MBIA, Inc	Purchase			15-Mar-01	05-Jun-01	19,650	998,703 02	682 901 24	(313,801 78)
MBIA, Inc	Purchase			17-Apr-01	05-Jun-01	12 450	642 716 22	990,467 44	347,751 22
Mbna Corp Com	Purchase			28-Jun-00	21-Dec-01	100	2,717 63	3,374 18	656 55
MBNA Corp	Purchase			18-Jun-98	20-Mar-01	17,750	375,288 47	543 264 98	167,976 51
MBNA Corp	Purchase			28 Aug-00	20-Mar-01	16 650	592 426 98	509 597 86	(82,829 12)
MBNA Corp	Purchase			20-Sep-00	20-Mar-01	600	21 711 00	18 363 88	(3,347 12)
Mc Cormick & Co Inc	Purchase			21-Mar-01	07-Sep-01	1,500	60,735 00	68 413 91	7,678 91
Mc Cormick & Co Inc	Purchase			25-Jul-01	07-Sep-01	1 000	42 997 50	45,609 28	2 611 78
Mc Cormick & Co Inc	Purchase			25-Jul-01	05-Dec-01	1 500	64,496 25	63 322 83	(1,173 62)
Mc Donalds Corp Com	Gift			22-Jul 97	24-Jan-01	3 200	80,681 66	98 661 02	17,979 16
Mc Donalds Corp Com	Purchase			27-Jan-99	24-Jan-01	1 000	39 905 00	30,831 57	(9 073 43)
Mc Donalds Corp Com	Purchase			26-Jan-00	24-Jan-01	1,900	67,445 25	58 579 98	(8,865 27)
Mc Donalds Corp Com	Purchase			27-Jan-00	24-Jan-01	200	7,470 60	6,166 31	(1,304 49)
Mc Donalds Corp Com	Purchase			28-Jan-00	24-Jan-01	2 100	77 493 99	64,746 31	(12,747 68)
Mc Donalds Corp Com	Purchase			28-Jun-00	15-Jun-01	100	3 282 25	2,667 96	(414 29)
Mc Donalds Corp Com	Purchase			11-Oct-01	18-Dec-01	500	14,963 90	13,084 56	(1 879 34)
Mc Donalds Corp Com	Purchase			28-Jun-00	21-Dec-01	100	3 282 25	2,591 21	(691 04)
Mcdota Corp Cl A	Purchase			01-May 00	13-Feb-01	95	4,015 04	2,589 47	(1 445 57)
Mcdota Corp Cl A	Purchase			11-May-00	13-Feb-01	26	954 82	698 99	(255 83)
Mcdota Corp Cl A	Purchase			21-Dec-00	13-Feb-01	12	409 45	311 92	(97 53)
Mcdota Corp Cl A	Purchase			29-Jun-00	14-Feb-01	158	7,055 52	5,026 21	(2,029 31)
Mcdota Corp Cl A	Purchase			21-Dec-00	13-Jun-01	81	2 868 46	2,065 10	(801 36)
Mcdota Corp Cl A	Purchase			17-Jan-01	13-Jun-01	40	1 756 71	1,038 58	(718 13)
Mcdota Corp Cl A	Purchase			14-Feb-01	13-Jun-01	2,600	71,776 38	66 690 63	(5,085 75)
Mcdota Corp Cl A	Gift			27-Jul-98	10-Jul-01	70	515 10	1,178 06	662 96
Mcdota Corp Cl A	Purchase			01-May-00	11-Sep-01	1	40 69	22 02	(18 67)
Mcdota Corp Cl A	Purchase			01 May-00	11-Sep-01	0	0 42	0 23	(0 19)
Mcdota Corp Cl A	Purchase			29-Jun-00	11-Sep-01	0	0 45	0 23	(0 22)
Mcdota Corp Cl A	Purchase			29-Jun-00	11-Sep-01	0	11 61	5 98	(5 65)
McData Corp	Purchase				09-Feb-01	662	38 485 27	21,274 35	(17 210 92)
McData Corp	Purchase				09-Feb-01	122	4 564 51	3,920 66	(643 86)
McData Corp	Purchase				09-Feb-01	31	1,355 72	996 23	(359 49)
MCI Worldcom Inc	Purchase	8 000%	15-May-06	20-Apr-01	03-Aug-01	120 000	124 220 40	127,964 40	3,744 00
McKesson Corp	Purchase			28-Jun-00	21-Dec-01	100	2,039 50	3,722 17	1 682 67
McKesson HBOC Inc	Purchase			27-May-94	10-Jul-01	1 392	1 343 34	50,935 47	49,592 13
McLeodUSA N/C From McLeod Inc	Purchase			12-May-99	20-Mar-01	16 800	158,082 96	225,742 47	69 659 51
Mead Corp Com	Purchase			01-Aug-01	31-Oct-01	2,200	66,462 00	59,340 81	(7,121 19)
Mediacom Communications Corp	Purchase			11 Feb-00	20-Mar-01	13,400	258,769 15	265,478 65	6,709 50
Medtronic Inc Com	Purchase			28-Jun-00	16-Mar-01	100	4 713 25	4 646 84	(66 41)
Medtronic Inc Com	Purchase			28-Jun-00	13-Dec-01	100	4,713 25	4,748 84	35 59
Medtronic Inc Com	Purchase			28-Jun-00	21-Dec-01	100	4,713 25	5,056 13	342 88
Medtronic Inc	Purchase			12-Oct-98	09-Jan-01	3,298	74,500 97	183 190 87	108,889 90
Medtronic, Inc	Purchase			04-Nov-98	09-Jan-01	1,352	29,831 70	75,096 25	45 266 55

RICHARD AND RHODA GOLDMAN FUND
94-6064502
YEAR ENDED DECEMBER 31, 2001

GAINS (LOSSES) - INVESTMENT SECURITIES

Description	How Acquired	Rate	Maturity	Date Acquired	Date Sold	Number of Shares or Par Value	Cost	Gross Sales Price	Gain (Loss)
Medtronic Inc	Purchase			04-Nov-98	20-Mar-01	2 024	44 693 30	95 122 00	50 428 70
Medtronic, Inc	Purchase			26-Aug-99	20-Mar-01	7 600	290,928 00	357,177 44	66 249 44
Medtronic Inc	Purchase			06-Dec-99	20-Mar-01	3 900	152 507 94	183 288 43	30 780 49
Medtronic, Inc	Purchase			20-Sep-00	20-Mar-01	500	23,561 25	23 498 50	(62 75)
Medtronics	Gift			10-Oct 97	02 Mar-01	4 027	96 194 70	197 276 14	101 081 44
Mellon Finl Corp Com	Purchase			28-Jun-00	15-Jun-01	100	3 788 50	4 400 91	612 41
Mellon Finl Corp Com	Purchase			22-Aug-00	18-Dec-01	300	13,308 06	11 327 62	(1 980 44)
Mentor Graphics Corp Com	Purchase			10-Oct-00	17-Dec-01	500	9 583 95	12 094 59	2 510 64
Mercantile Bankshares Corp Com	Purchase			07 Nov-00	24-Jan-01	2,550	94,509 38	104 658 97	10 149 59
Merck & Co Inc Com	Purchase			09-Nov-99	28-Jun-01	1 300	102,599 77	84,790 32	(17 809 45)
Merck & Co Inc Com	Gift			27-May 99	10-Jul-01	910	61,120 15	58 548 08	(2,572 07)
Merck & Co Inc Com	Purchase			29-Jun-00	09-Oct-01	100	7,425 44	6,789 77	(835 67)
Merck & Co Inc Com	Purchase			09-Nov-99	17 Dec-01	525	41 434 52	30,732 47	(10,702 05)
Merck & Co Inc Com	Purchase			29-Jun-00	21 Dec-01	200	14,850 88	11,928 20	(2 922 68)
Merck & Co Inc	Gift			03-Sep-96	09-Jul-01	920	30,040 30	58,607 47	28 567 17
Merck & Co Inc	Purchase			01-Feb-00	25-Sep-01	4 750	361,017 58	291 994 61	(69 022 97)
Merck & Co Inc	Purchase			14-Jun-00	25-Sep-01	5,250	363 578 78	322 730 85	(40,847 90)
Merril Lynch & Co	Purchase	6 000%	17-Feb-09	29-Sep-00	08-May-01	300 000	274,965 00	291,543 00	16,578 00
Merrill Govt Repo	Purchase			28-Dec-00	02-Jan-01	400 000	400,000 00	400,000 00	
Merrill Govt Repo	Purchase			28-Dec-00	04-Jan-01	485,000	485 000 00	485 000 00	
Merrill Govt Repo	Purchase			28-Dec-00	16-Jan-01	1 872,000	1,872,000 00	1,872,000 00	
Merrill Govt Repo	Purchase			09-Jan-01	18-Jan-01	50,000	50 000 00	50,000 00	
Merrill Govt Repo	Purchase			05-Apr-01	06-Apr-01	3,000,000	3 000 000 00	3,000 000 00	
Merrill Govt Repo	Purchase			09 Apr-01	12-Apr-01	1 600 000	1 600,000 00	1 600 000 00	
Merrill Lynch & Co Inc Com	Purchase			01-Nov-00	25-Jul-01	1,500	101 406 45	78 117 39	(23,289 06)
Merrill Lynch & Co Inc Com	Purchase			01-Nov-00	17-Dec-01	150	10,140 64	7 493 75	(2 646 89)
Merrill Lynch & Co	Purchase	6 150%	26-Jan-06	23-Jan-01	22-May-01	500,000	500 000 00	502,240 00	2,240 00
Metlife Inc	Purchase			15-Nov-00	18-Oct-01	1,900	56 819 50	49 270 29	(7,549 21)
Metlife Inc	Purchase			15-Nov-00	19-Oct-01	100	2 990 50	2 520 37	(470 13)
Metlife Inc	Purchase			16-Nov-00	19-Oct-01	8 500	253 918 25	214,231 08	(39 685 17)
Metlife Inc	Purchase			08-Dec-00	21-Dec-01	200	7 256 00	6 142 39	(1,113 61)
Metlife Inc Metlife Inc	Purchase	6 125%	01-Dec-11	11/19/01	12/07/01	1 275 000	1 273 763 25	1,254,077 25	(19,686 00)
Metromedia Fiber Network, Inc Cl A	Purchase			12-Oct 99	20-Mar-01	10,200	174 575 40	82 234 76	(92 340 64)
Metromedia Fiber Network, Inc Cl A	Purchase			11-May-00	20-Mar-01	35 100	951,181 92	275,230 99	(675 950 93)
Metromedia Fiber Network Inc Cl A	Purchase			20-Sep-00	20-Mar-01	600	15 637 50	4,704 81	(10,932 69)
Metromedia Fiber Network, Inc Cl A	Purchase			16-Oct 00	20-Mar-01	19 100	352,226 92	149 769 55	(202,457 37)
Metromedia Fiber Network Inc Cl A	Purchase			29-Dec-00	20-Mar-01	4,500	46 108 35	36,280 04	(9 828 31)
Metromedia Fiber Network Inc Cl A	Purchase			02-Jan-01	20-Mar-01	2 300	23 504 16	18 543 13	(4 961 03)
Metromedia Fiber Networks	Purchase			13-Jan-00	24-Jan-01	34,869	61,914 39	843 007 42	781,093 03
Mgic Invst Corp Wis Com	Purchase			15-Jun-00	26-Sep-01	300	14,659 98	18 044 81	3 384 83
Mgic Invst Corp Wis Com	Purchase			15-Jun-00	26-Sep-01	500	24 433 30	29,909 00	5 475 70
Mgic Invst Corp Wis Com	Purchase			15-Jun-00	17-Dec-01	150	7,329 99	8,408 71	1 078 72
Mgm Mirage Com	Purchase			11-Jan-01	26-Sep-01	1,700	49,049 25	35 914 02	(13 135 23)
Mgm Mirage Com	Purchase			23-May-01	24-Oct-01	2 900	91,831 69	65 252 17	(26,579 52)
Microchip Tech Inc Com	Purchase			18-Jul-01	17 Dec 01	300	9 687 00	12 002 59	2,315 59
Micron Tech Inc Com	Purchase			14-Feb-01	11-Jul-01	2,200	96,781 84	84,415 58	(12 346 36)
Micron Tech Inc Com	Purchase			28-Nov-01	17-Dec-01	250	6 909 10	7,764 74	855 64
Micron Tech Inc Com	Purchase			29-Jun-00	21-Dec-01	100	6,967 91	3,017 19	(5,950 72)
Microsoft Corp Com	Purchase			29-Jun-00	21-Feb-01	100	7,813 85	5,624 81	(2 189 04)
Microsoft Corp Com	Purchase			06-May-99	02-Mar-01	925	73 657 57	53,088 14	(20,569 43)
Microsoft Corp Com	Purchase			10-May-99	02-Mar-01	2,575	205 153 60	147 785 91	(57 367 69)
Microsoft Corp Com	Gift			28-Jun-96	10-Jul-01	2,680	40,178 13	176,350 97	136,172 84
Microsoft Corp Com	Purchase			29-Jun-00	09-Oct-01	100	7 813 85	5,455 81	(2,358 04)
Microsoft Corp Com	Purchase			10-May-99	17-Dec-01	950	75,687 73	63 798 87	(11 887 86)
Microsoft Corp Com	Purchase			10-May-99	18-Dec-01	175	13,942 46	12,051 86	(1 890 60)
Microsoft Corp Com	Purchase			04-Nov-99	18-Dec-01	25	2,284 79	1 721 70	(563 09)
Microsoft Corp Com	Purchase			29-Jun-00	21-Dec-01	400	31,255 40	27,020 29	(4 235 11)
Microsoft Corp	Gift			17-Feb-96	10-Jul-01	4 060	50 769 69	267,329 08	216 559 39
Microsoft Corp	Gift			28-Jun-96	20-Dec-01	3 500	83,077 41	233,401 21	170,323 80
Millennium Pharmaceuticals Inc Com	Purchase			12-Apr-00	07-Mar-01	2 000	69 664 65	64,622 84	(5 041 81)
Millennium Pharmaceuticals Inc Com	Purchase			07-Jun-01	17-Dec-01	300	12,315 00	7 580 74	(4,734 26)
Millennium Pharmaceuticals Inc	Purchase			13-Jul-00	25-May-01	4 500	276 556 05	187,180 71	(89,375 34)
Millennium Pharmaceuticals, Inc	Purchase			13-Jul-00	17-Oct-01	3 700	227,390 53	82,062 89	(145 327 64)
Millennium Pharmaceuticals Inc	Purchase			13-Jul-00	27-Nov-01	3,800	233 536 22	125,159 84	(108,376 38)
Millennium Pharmaceuticals Inc	Purchase			13-Jul-00	14-Dec-01	1,300	79,893 87	33,668 87	(46,225 10)
Miller Herman Inc Com	Gift			01-Nov-96	10-Jul-01	690	7,565 85	17 808 30	10,242 45
Minimed, Inc	Purchase			22-Jul-99	20-Mar-01	4,600	187,278 73	146,620 11	(20,658 62)
Mirn Mng & Mtg Co Com	Purchase			28-Jun-00	21-Dec-01	100	8,663 50	11,920 90	3,257 40
Mirant Corp Com	Purchase			28-Jun-00	13-Apr-01	1	21 07	26 40	5 33
Mirant Corp Com	Purchase			28-Jun-00	16-Apr-01	0	0 24	0 34	0 10
Mirant Corp Com	Purchase			28-Mar-01	13-Jun-01	3,600	125,803 18	138,704 81	12,801 63

RICHARD AND RHODA GOLDMAN FUND
94-6064502
YEAR ENDED DECEMBER 31, 2001

GAINS (LOSSES) - INVESTMENT SECURITIES

Description	How Acquired	Rate	Maturity	Date Acquired	Date Sold	Number of Shares or Par Value	Cost	Gross Sales Price	Gain (Loss)
Mirant Corp Com	Purchase			28-Jun-00	27-Jun-01	100	2,367 93	3,388 38	1,020 45
Mirant Corp Com	Purchase			16 May 01	28-Dec-01	2 100	91 031 01	30 805 34	(60 225 67)
Mirant Corp Com	Purchase			16-May-01	28-Dec-01	2 600	111,509 64	38 139 94	(73 369 90)
Mirant Corp Com	Purchase			17 May-01	28-Dec-01	400	17,281 72	5,887 68	(11 414 04)
Mirant Corp Com	Purchase			31-May 01	28-Dec-01	4,500	176 169 15	66,011 44	(110 157 71)
Mirant Corp Com	Purchase			02-Oct-01	26 Dec-01	1,000	22,163 20	14 669 21	(7,493 99)
Moat Funding LLC Discount	Purchase		05-Oct-01	06-Apr-01	05-Oct-01	1 000,000	977 654 44	977,654 44	
Mohawk Inds Inc Com	Purchase			26-Sep-01	17-Dec-01	200	7,201 10	10 301 65	3 100 55
Monsanto Co New Com	Purchase			08 Aug-01	07-Nov-01	3,200	112 961 92	96,294 70	(16 667 22)
Monsanto Co Discount	Purchase		15 Aug-01	06-Apr-01	20-Apr-01	1 000 000	983 822 22	983,822 22	
Morgan J P Coml Mtg Fin Corp A2	Purchase	7 370%	15-Aug 32	09/27/00	05/30/01	410,000	414 812 69	428,001 56	13 188 87
Morgan Stanley Agency Repo	Purchase			27 Feb-01	29-Mar-01	900 000	900 000 00	900,000 00	
Morgan Stanley Agency Repo	Purchase			07-Mar-01	29-Mar-01	350,000	350,000 00	350,000 00	
Morgan Stanley Dean Witter	Purchase	7 750%	15-Jun-05	08-Jun-00	26-Mar-01	145 000	145 000 00	155 934 45	10 934 45
Morgan Stanley Dean Witter	Purchase	7 750%	15-Jun-05	08-Jun-00	23-Apr-01	110,000	110 000 00	117,041 10	7,041 10
Morgan Stanley Dean Witter	Purchase	8 750%	15-Apr 11	18-Apr-01	18 May-01	125,000	124,395 00	123 576 25	(818 75)
Morgan Stanley Dean Witter	Purchase	6 750%	15-Apr 11	07 May 01	18-May-01	175 000	174,958 00	173,006 75	(1,951 25)
Morgan Stanley Dean Witter	Purchase	6 100%	15-Apr-06	18-Apr-01	21 May-01	375,000	374 640 00	375,690 00	1,050 00
Morgan Stanley Dean Witter & Co	Purchase			28-Jun-00	21-Dec-01	200	11,054 23	11,054 23	(5 597 77)
Morgan Stanley Dean Witter & Co	Gift			17-Oct 96	10-Jul-01	1,280	18,819 20	77,187 18	58,367 98
Morgan Stanley Dean Witter & Co	Purchase	7 125%	15-Jan-03	31-Jul-00	26-Jun-01	95,000	94,747 30	98 618 55	3 871 25
Motorola Inc Com	Purchase			24-Oct-01	17-Dec-01	50	878 41	799 47	(76 94)
Motorola Inc Com	Purchase			24-Oct-01	17-Dec-01	200	3,506 00	3 197 89	(308 11)
Motorola Inc Com	Purchase			27-Aug-99	21-Dec-01	200	6,236 66	3,000 49	(3 236 37)
Motorola, Inc	Purchase			17 Mar 98	08-Aug-01	9,300	174 048 80	177 424 82	3 376 02
Motorola, Inc	Purchase			16 Nov-00	08-Aug-01	2,200	50,825 50	41,971 47	(8,854 03)
Motorola, Inc	Purchase			20 Dec-00	08-Aug-01	2 500	46,975 00	47 694 83	719 83
Murphy Oil Corp Com	Gift			05 Aug-98	10-Jul-01	260	11,005 41	18,989 76	7,984 35
Murphy Oil Corp Com	Purchase			05-Aug-98	18-Jul-01	1 000	42,328 50	67,957 73	25,629 23
Murphy Oil Corp Com	Purchase			11-Oct-99	18-Jul-01	75	4 019 24	5,096 83	1 077 59
Murphy Oil Corp Com	Purchase			11-Oct 99	29-Aug-01	800	42,871 84	64 365 85	21,494 01
Mylan Lab Inc Com	Purchase			07-Nov-00	07-Feb-01	2 550	75,059 25	57,857 56	(17 201 69)
Mylan Lab Inc Com	Purchase			22-Nov-00	07-Feb-01	1,225	27 636 00	27 794 32	158 32
Mylan Lab Inc Com	Purchase			08-Aug-01	17-Dec-01	300	10,211 49	11 237 62	1 026 13
N Fork Bancorporation Inc Com	Purchase			11-Jan-01	17 Dec-01	400	9 691 00	12,355 58	2 664 58
National Oilwell	Gift			14-Jan-00	09-Jul-01	2,250	35 970 08	54 608 15	18 638 07
National Rural Utilities Coop Financial Corp	Purchase	5 500%	15-Jan-05	15-Mar-01	16-May-01	340,000	338,942 64	334 927 20	(4 015 44)
Nationsbank Corp	Purchase	7 000%	15-May-03	08/21/00	01/17/01	450 000	448,209 00	457,564 50	9 355 50
Nationsbank Corp	Purchase	6 375%	15-May 05	11/30/00	06/06/01	950,000	927 444 55	972,562 50	45 117 95
Nationsbank Corp	Purchase	6 375%	15-May-05	30-Nov-00	11-Jun-01	575,000	559 779 75	588 658 25	28,878 50
Nationwide Finl Svcs Inc Cl A Com	Purchase			08-Dec-99	01-Mar-01	900	28,329 66	36,874 31	8 344 65
Nationwide Finl Svcs Inc Cl A Com	Purchase			08-Dec-99	02 Mar-01	300	9 443 22	12,474 78	3,031 56
Nationwide Finl Svcs Inc Cl A Com	Purchase			04 May-00	02-Mar-01	700	19 234 25	29 107 83	9,873 58
Nationwide Finl Svcs Inc Cl A Com	Purchase			04-May-00	21-Mar-01	275	7,556 31	9 711 16	2,154 85
Nationwide Finl Svcs Inc Cl A Com	Purchase			01-Nov-00	21-Mar-01	1,900	90,728 42	67 095 31	(23 633 11)
Natl Cy Corp Com	Purchase			24-Oct-01	17 Dec-01	350	9,520 66	9 855 67	335 01
Natl Cy Corp Com	Purchase			28-Jun-00	21-Dec-01	100	1,794 75	2,898 20	1 103 45
Natl Semiconductor Corp Com	Purchase			08-Sep-00	11-Jul-01	4,200	191 380 56	107,072 06	(84,308 50)
Natl Svcs Inds Inc	Purchase			28-Jun-00	30-Nov-01	100	2,205 13	1 594 94	(610 19)
Navistar Intl Corp New Com	Purchase				15-Nov-01			1 00	1 00
NCR Corp	Purchase			22-Sep-97	28-Feb-01	2,000	73 476 60	96,903 96	23 427 36
NCR Corp	Purchase			22-Sep-97	18-May-01	6,200	223,976 92	293,031 74	69 054 82
Neiman-marcus Group Inc Cl A	Purchase			28-Jan-00	11-Jan-01	1,200	30 231 12	45,700 47	15,469 35
Neiman-marcus Group Inc Cl A	Purchase			26-Jan-00	02 May-01	550	13 855 93	17,852 40	3 996 47
Neiman-marcus Group Inc Cl A	Purchase			22-Jun-00	02-May-01	1 900	49,514 00	61 671 94	12 157 94
Neptune Funding Corp Discount	Purchase		12-Dec-01	25-Sep-01	12-Dec-01	1 000 000	994,323 33	994,323 33	
Ness LLC Discount	Purchase		24-Oct-01	10-May-01	16-Oct-01	1,000 000	982,016 67	982,016 67	
Neuberger Berman Inc	Purchase			02-May-01	05-Dec-01	1 013	47 749 50	41 470 61	(6 278 89)
Neuberger Berman Inc	Purchase			16-May-01	05-Dec-01	638	31,063 25	26,111 13	(4,952 12)
New Focus, Inc	Purchase			15-Aug-00	20-Mar-01	1,200	138,238 50	23 099 23	(115 139 27)
New Focus Inc	Purchase			29-Dec-00	20-Mar-01	1,200	41,823 68	23 099 23	(18,524 45)
New York Times Co Cl A	Gift			28-Jun-96	10-Jul-01	1,190	19,417 83	46 728 04	29 310 21
Newell Rubbermaid Inc Com	Purchase			13-Jun-01	25-Jul-01	4,400	115,692 28	98,004 52	(17,687 76)
Newell Rubbermaid Inc Com	Purchase			13-Jun-01	25-Jul-01	100	2,629 37	2,224 92	(404 45)
Newhall Land & Farming LP	Gift			17-Feb-98	04-Jun-01	3 180	57,538 00	86 493 11	28,955 11
Newpark Resources	Gift			29-Dec-98	04-Jun-01	6,500	50,438 00	108,966 35	58,528 35
Nextel Communications Inc Cl A	Purchase			20-Apr-00	22-Aug-01	1,800	102 166 63	21,032 29	(81 134 54)
Noble Drilling Corp Com	Purchase			22-Sep-99	11-Jan-01	250	5,930 50	10,708 39	4,777 89
Noble Drilling Corp Com	Purchase			08-Dec-99	11-Jan-01	600	15,436 50	25 700 14	10,263 64
Noble Drilling Corp Com	Purchase			12-Apr-00	11-Jan-01	750	28,673 13	32,125 18	3,252 05
Noble Drilling Corp Com	Purchase			30-Aug-00	11-Jan-01	1,050	50 442 00	44 975 25	(5 466 75)

RICHARD AND RHODA GOLDMAN FUND
94-6064502
YEAR ENDED DECEMBER 31, 2001

GAINS (LOSSES) - INVESTMENT SECURITIES

Description	How Acquired	Rate	Maturity	Date Acquired	Date Sold	Number of Shares or Par Value	Cost	Gross Sales Price	Gain (Loss)
Noble Drilling Corp Com	Purchase			12-Jan-01	21-Dec-01	100	4 181 25	3,310 18	(871 07)
Nokia Corp Adr	Purchase			23-Sep-98	05-Jan-01	2 000	19,763 75	87,057 49	67,293 74
Nokia Corp Adr	Gift			17 Feb-96	06-Feb-01	51,000	112 710 00	1 705,755 36	1 593 045 36
Nokia Corp Adr	Gift			28-Jun-98	06-Feb-01	55,500	161 505 00	1,856 263 17	1 694,758 17
Nokia Corp Adr	Gift			28-Jun-96	10-Jul-01	11 200	28,757 35	208 034 04	179,276 69
Nokia Corp Adr	Gift			25-Sep-96	10-Jul-01	988	2 034 08	18,228 78	16 192 70
Nokia Corp Adr	Gift			28-Jun-96	26-Sep-01	4 500	13 095 00	72 998 36	59,903 36
Nokia Corp Adr	Purchase			23-Sep-98	26-Sep-01	1,400	13,834 62	22,710 80	8 875 98
Nokia Corp Adr	Purchase			06-Oct 98	26-Sep-01	3,700	33 843 44	60,020 87	26 177 43
Nokia Corp Adr	Purchase			08-Oct-98	25-Oct-01	2 700	24,696 58	50 751 70	26 055 14
Nokia Corp Adr	Purchase			04-Mar 99	25 Oct-01	7 200	123,264 72	135 337 87	12 073 15
Nokia Corp Adr	Purchase			21 Aug-00	25-Oct-01	4 400	183 776 56	82 706 46	(101 070 10)
Nokia Corp Adr	Purchase			21-Aug-00	19-Nov-01	2 500	104,418 50	61,111 70	(43 306 80)
Nokia Corp Adr	Purchase			21-Aug-00	19 Dec-01	4,500	187 953 30	109 316 34	(78 636 96)
Nomura Securities	Gift			24-Aug-99	10-Jul-01	1 000	16,768 62	17 024 42	255 80
Nordstrom Inc Com	Purchase			17-May 00	21-Dec-01	100	2 506 00	1,938 23	(567 77)
Norfolk Southern Corp	Purchase	7 250%	15-Feb-31	01-Feb-01	06-Feb-01	500 000	497,075 00	500 835 00	3 760 00
Norfolk Southn Corp Com	Purchase			28-Jun-00	21-Dec-01	100	1,557 25	1,829 23	271 98
Nortel Networks Corp	Purchase			01-May-00	10-Jan-01	2,400	140,887 50	75 089 41	(65,798 09)
Nortel Networks Corp	Purchase			01-May-00	15-Feb-01	2 800	164 368 75	62 129 97	(102 238 78)
Nortel Networks Corp	Purchase			01-May-00	16-Feb-01	2,437	143 059 52	47,781 83	(95 277 89)
Nortel Networks Corp	Purchase			03 Aug-00	16 Feb-01	2 400	170,277 12	47 058 18	(123,220 94)
Nortel Networks Corp	Purchase			28-Nov-01	17-Dec-01	800	6 188 98	5 831 60	(357 16)
Nortel Networks Corp	Purchase			28-Jun-00	21-Dec-01	300	20 421 75	2 142 82	(18,278 93)
Nortel Networks Ltd	Purchase	6 125%	15-Feb-06	02/01/01	02/07/01	1 000 000	996,190 00	990 820 00	(5,370 00)
Nortel Networks Ltd	Purchase	6 125%	15-Feb-06	01-Feb-01	19 Apr-01	300,000	298 857 00	279 396 00	(19 461 00)
Nortel Networks Ltd	Purchase	6 125%	15-Feb-06	01-Feb-01	23-Apr-01	45 000	44,828 55	42,028 20	(2,800 35)
Nortel Networks Ltd	Purchase	6 125%	15-Feb-06	01-Feb-01	04-May-01	25 000	24 904 75	24,211 25	(693 50)
Nortel Networks Ltd	Purchase	6 125%	15-Feb-06	01-Feb-01	07-Jun-01	80,000	79,695 20	76 568 00	(3 127 20)
Norwest Financial Inc	Purchase	5 375%	30-Sep-03	09/23/98	05/23/01	100 000	99,542 00	100,465 00	923 00
Norwest Financial Inc	Purchase	7 600%	03-May-05	28-Apr-00	02-Nov-01	600,000	598,086 00	661,536 00	63 450 00
Nstar Com	Gift			01-Nov 98	10-Jul-01	575	14,052 43	24 931 16	10 878 73
Nstar Com	Purchase			11-Dec-00	26-Sep-01	1 800	72 426 96	72,052 49	(374 47)
NTL Inc	Gift			17-Feb-96	04-Jun-01	2,500	41,950 00	53,898 19	11,948 19
NTT Docomo Inc	Gift			22-Jan-99	10-Jul-01	1	20,082 47	16 189 46	(3,883 01)
Nuance Communications	Purchase			29-Aug-95	13-Feb-01	4 103	9 553 00	163,858 09	154,305 09
Nucor Corp Com	Purchase			28-Jun-00	21 Dec-01	100	3 386 38	5,125 12	1,738 74
Nvidia Corp Com	Purchase			09-Jun-00	05-Dec-01	500	16,031 25	29,629 01	13 597 76
Nvidia Corp Com	Purchase			09-Jun-00	17-Dec-01	300	9 618 75	19 541 34	9,922 59
Nvidia Corp Com	Purchase			27-Sep-00	19 Dec-01	1,600	63,200 00	104,092 53	40,892 53
Occidental Pete Corp Com	Purchase			15-Sep-99	01-Feb-01	6 800	162,444 52	150 514 33	(11 930 19)
Occidental Pete Corp Com	Gift			17-Dec-99	10-Jul-01	2 180	47,241 04	57 729 27	10,488 23
Occidental Pete Corp Com	Purchase			09-May-01	17-Dec-01	350	10,273 97	8,630 71	(1,643 26)
Occidental Petroleum Corp	Purchase			24-Jun-97	12 Sep-01	3 000	73,650 00	85,137 16	11 487 16
Office Depot Inc Com	Purchase			24-Oct-01	17-Dec-01	400	5 932 00	6 555 78	623 78
Office Depot Inc Com	Purchase			24-Oct-01	17-Dec-01	700	10 381 00	11,472 61	1 091 61
Old Rep Intl Corp Com	Purchase			27-Sep-00	17-Dec-01	400	10,224 00	10 423 65	199 65
Omnicom Group Inc Com	Gift			01-Nov 96	10-Jul-01	158	3,812 68	13,233 63	9,420 95
Omnicom Group Inc Com	Gift			24-Mar-98	10-Jul-01	470	20,939 11	39,365 88	18,428 77
Omnicom Group Inc Com	Purchase			28-Jun-00	21-Dec-01	100	8,919 75	8 852 00	(67 75)
Oneok Inc Com Stk	Purchase			29-Jun-00	29-Aug-01	200	2 739 50	3 335 88	596 38
Oni Systems Corp	Purchase			31-May-00	20-Mar-01	500	12 500 00	13,937 03	1,437 03
Ontario Provence	Purchase	7 625%	22-Jun-04	26-Jun-00	24-Jul-01	500 000	507,230 00	536,235 00	29,005 00
Onyx 1999-D A3	Purchase	6 820%	15-Nov-03	21-Oct 99	18-May-01	14 888	14 888 12	14 888 88	2 76
Onyx 1999-D A3	Purchase	6 820%	15-Nov-03	21-Oct-99	06-Jun-01	160 111	160,081 47	161 812 30	1 730 83
Openwave Systems, Inc	Purchase			18-Nov-99	20-Mar-01	1,400	189 000 00	44,196 53	(144,803 47)
Openwave Systems Inc	Purchase			19-Jul-00	20-Mar-01	2 100	185 986 92	68,294 78	(119,692 14)
Openwave Systems, Inc	Purchase			20-Sep-00	20-Mar-01	10 500	962,712 75	319 189 36	(643 523 39)
Openwave Systems, Inc	Purchase			22-Nov-00	20-Mar-01	4 600	234,410 94	139,835 34	(94,575 60)
Openwave Systems Inc	Purchase			04-Jan-01	20-Mar-01	4,740	189,908 91	144,091 19	(44,817 72)
Oracle Corp Com	Purchase			29-Jun-00	18-Mar-01	100	4,105 69	1 399 95	(2 705 74)
Oracle Corp Com	Purchase			01-Sep-99	28-Nov-01	4,600	43,314 08	68,420 86	23,106 80
Oracle Corp Com	Purchase			01-Sep-99	17-Dec-01	150	1 412 42	2 167 43	755 01
Oracle Corp Com	Purchase			13-Apr-00	17-Dec-01	550	20,653 96	7,947 23	(12,706 73)
Oracle Corp Com	Purchase			13-Apr-00	18-Dec-01	900	33,797 39	13,618 54	(20 180 85)
Oracle Corp Com	Purchase			28-Jun-00	21-Dec-01	600	24,834 14	8,635 51	(15 998 63)
Oracle Corp	Purchase			14-Jan-00	11-Jan-01	5 000	139,970 67	169,400 35	29,429 68
Oracle Corp	Purchase			14-Jan-00	14-Jun-01	3,100	64,667 05	46,438 31	(38 228 74)
Oracle Corp	Purchase			31-Jan-00	14-Jun-01	4,200	101,325 00	62,916 42	(38,408 58)
Oracle Corp	Purchase			17-Feb-00	14-Jun-01	5,100	155,272 56	78,398 51	(78 874 05)
Oracle Corp	Purchase			17-Feb-00	10-Sep-01	3,700	112,648 72	41,106 37	(71,542 35)

RICHARD AND RHODA GOLDMAN FUND
94-8064502
YEAR ENDED DECEMBER 31, 2001

GAINS (LOSSES) - INVESTMENT SECURITIES

Description	How Acquired	Rate	Maturity	Date Acquired	Date Sold	Number of Shares or Par Value	Cost	Gross Sales Price	Gain (Loss)
Oracle Corp	Purchase			09-Jun-00	10-Sep-01	12 400	513,440 60	137,761 89	(375,678 71)
Oracle Corp	Purchase			22-Aug-00	10-Sep-01	1 800	74,758 25	19,997 70	(54 758 55)
Oracle Corp	Purchase			05-Sep-00	10-Sep-01	2 200	101 681 25	24 441 63	(77,239 62)
Oracle Corp	Purchase			06-Feb-01	10-Sep-01	2,500	70 593 75	27,774 56	(42,819 19)
Oxford Hith Plans Inc Com	Purchase			07-Feb-01	14-Nov-01	1 000	37 125 00	26,464 61	(10 660 39)
Oxford Hith Plans Inc Com	Purchase			07-Feb-01	17-Dec-01	250	9 281 25	7 402 25	(1,879 00)
P/P Mirant Americas	Purchase	9 125%	01-May-31	26-Apr-01	01-May-01	465,000	482 075 15	479,070 90	16,995 75
P/P Mirant Americas	Purchase	8 300%	01-May-11	26-Apr-01	01-May-01	470,000	468,552 40	481 985 00	13 432 60
Paccar Inc Com	Purchase			12-Nov 99	14-Feb-01	100	4,198 41	4 993 58	795 17
Pacificorp	Purchase	7 700%	15-Nov 31	18-Nov-01	05-Dec-01	125,000	124,640 00	129,181 25	4,541 25
Pacificorp Scotpo	Purchase	6 900%	15-Nov-11	18-Nov-01	05-Dec-01	50 000	49 826 50	51,080 00	1,253 50
Pactiv Corp Com	Purchase			25-Oct-01	17-Dec-01	750	12 087 75	13 049 56	961 81
Palm Inc	Purchase			28-Jun-00	21-Dec-01	100	685 67	348,28	(317 39)
PanCanadian Energy Corp	Purchase			05-Feb-93	18-Oct-01	1	6 05	16 29	10 24
Patterson UTI Energy	Gift			24-Jan-00	09-Jul-01	1,500	26,985 30	25,229 15	(1,756 15)
Paychex, Inc	Purchase			24-Aug-95	20-Mar-01	2,025	10,329 83	72 771 01	62 441 18
Paychex Inc	Purchase			14-Dec 95	20-Mar-01	5 314	31,150 00	190,882 63	159 732 63
Payless Shoeshource Inc Com	Purchase			12-Apr-00	16-Mar-01	850	46 999 99	54,705 02	7,705 03
Payless Shoeshource Inc Com	Purchase			30-Aug-00	16-Mar-01	750	40,263 60	48,269 14	8 005 54
Payless Shoeshource Inc Com	Purchase			30-Aug-00	18-Jul-01	400	21,473 92	21,543 28	69 36
Payless Shoeshource Inc Com	Purchase			01-Dec-00	18-Jul-01	1,400	94,909 08	75 401 48	(19 507 60)
Payless Shoeshource Inc Com	Purchase			04-Dec-00	18-Jul-01	200	13,493 56	10,771 64	(2 721 92)
Penney J c Co Inc Com	Purchase			28-Sep-01	18-Dec-01	500	10 667 70	12 534 58	1,866 88
Pentair Inc Com	Purchase			29 Aug-01	14-Nov-01	1,550	58 605 50	55,205 43	(3 400 07)
Pepsi Bottling Group Inc	Purchase			11-May-01	21-Dec-01	100	2,210 15	2,346 22	136 07
Pepsi Bottling Group Inc	Purchase			30-Aug-00	18-Jul-01	500	15 957 50	21,134 29	5,176 79
Pepsi Bottling Group Inc	Purchase			30-Aug-00	29 Aug-01	1,350	43,085,25	58 736 54	15 651 29
Pepsi Bottling Group Inc	Purchase			07-Nov-00	29 Aug-01	1 000	38 122 50	43 508 54	7 386 04
Pepsi Bottling Group Inc	Purchase			07-Sep-01	17-Dec-01	350	7,824 93	8 228 22	403 29
Pepsico Inc Com	Purchase			17-Feb-00	18-Jan-01	3,600	124,349 04	162 786 57	38,437 53
Pepsico Inc Com	Purchase			17 Feb-00	14-Feb-01	600	20 724 84	28 027 46	7,302 62
Pepsico Inc Com	Purchase			28-Jun-00	31 Aug-01	100	4,344 75	4,698 34	353 59
Pepsico Inc Com	Purchase			28-Jun-00	09-Oct-01	100	4,344 75	4,889 83	545 08
Pepsico Inc Com	Purchase			17-Feb-00	28-Nov-01	600	20 724 84	28,990 37	8,265 53
Pepsico Inc Com	Purchase			17 Feb-00	17 Dec-01	150	5,181 21	7 028 76	1,847 55
Pepsico Inc Com	Purchase			01-May-00	17 Dec-01	225	6,540 68	10,543 15	4 002 47
Pepsico Inc Com	Purchase			28-Jun-00	21 Dec-01	200	8 689 50	9,828 27	1 136 77
Perkinelmer Inc Com	Purchase			20-Sep-00	28-Nov-01	2,800	135 769 06	79,009 44	(56,759 62)
Perngo Co Com	Purchase			18-Jul-01	17 Dec-01	550	8 772 50	7,278 25	(1,496 25)
Petroleum Geo Services	Purchase	7 125%	30-Mar-28	03-Jan-01	08-Jan-01	500 000	407,435 00	417,495 00	10,060 00
Petroleum Geo Services	Purchase	7 500%	31-Mar-07	16-Nov-00	11-Jan-01	30,000	29,483 56	29 933 10	449 54
Petroleum Geo Services	Purchase	7 500%	31-Mar-07	16-Nov-00	17-Jan-01	65,000	63 883 95	64,231 70	347 75
Petroleum Geo Services	Purchase	7 500%	31-Mar-07	16-Nov-00	23-Jan-01	100 000	98,200 49	99,216 00	1,015 51
Pfizer	Gift			25-Jun-96	10-Jul-01	15 218	101,554 74	616 253 20	514,698 46
Pfizer	Gift			12-Jul-96	10-Jul-01	5 115	34 369 70	207 132 02	172 762 32
Pfizer Inc Com	Purchase			20-Feb-98	10-Jan-01	2,000	57 727 80	85,123 35	27 395 55
Pfizer Inc Com	Purchase			28-Jun 00	28-Feb-01	100	4,701 00	4 498 35	(202 65)
Pfizer Inc Com	Gift			15-Aug-97	10-Jul-01	1,733	27,582 03	70 841,98	43 259 95
Pfizer Inc Com	Purchase			28-Jun-00	13-Dec-01	100	4 701 00	3,948 86	(752 14)
Pfizer Inc Com	Purchase			20-Feb-98	17-Dec-01	200	5,772 78	7,917 73	2,144 95
Pfizer Inc Com	Purchase			27-Jan-99	17-Dec-01	300	12,281 00	11 878,80	(404 40)
Pfizer Inc Com	Purchase			04-Nov-99	17-Dec-01	750	28,711 72	29,691 51	979 79
Pfizer Inc Com	Purchase			04-Nov-99	18-Dec-01	300	11,484 69	12,302 58	817 89
Pfizer Inc Com	Purchase			28-Jun-00	21-Dec-01	600	28 206 00	24,606 97	(3,599 03)
Pfizer Inc	Purchase			28-Jul-99	09-Jan-01	2,600	90,993 50	109,353 81	18 360 41
Pfizer Inc	Purchase			04-Nov-99	09-Jan-01	2,100	68,487 64	88,324 31	18 856 67
Pfizer Inc	Purchase			04-Nov-99	20-Mar-01	16 600	541,220 36	629,782 98	88 562 62
Pfizer Inc	Purchase			10-Apr-00	20-Mar-01	14 600	577,812 50	553,905 51	(23 706 99)
Pfizer Inc	Purchase			10-Apr-00	20-Mar-01	18,150	705,964 38	688,588 01	(17,376 37)
Pfizer, Inc	Purchase			20-Sep-00	20-Mar-01	1 000	40,497 50	37,938 72	(2,558 78)
Pfizer Inc	Purchase			22 Dec-98	15-Jun-01	7,337	194,704 97	312,065 46	117,360 49
Pfizer Inc	Purchase			29-Mar-99	15-Jun-01	4,663	113,652 08	198,331 90	84,679 82
Pfizer Inc	Purchase	5 625%	01-Feb-08	25-Jan-01	05-Jul-01	250,000	249 925 00	251,015 00	1,090 00
Pfizer Inc	Purchase	5 625%	01-Feb-08	23-May-01	05-Jul-01	510,000	512,091 00	512 070 60	(20 40)
Pfizer, Inc	Purchase			29-Mar-99	14-Dec-01	5,500	141,175 87	218,038,29	74 862 62
Pg& E Corp Com	Purchase			28-Jun-00	21-Dec-01	100	2,480 13	1,948 23	(533 90)
Pharmacia Corp Com	Purchase			28-Jan-00	24-May-01	1,785	72,052 50	65,222 51	(6,830 00)
Pharmacia Corp Com	Purchase			31-Jan-00	24-May-01	2,380	93,659 40	113 630 02	19,970 62
Pharmacia Corp Com	Purchase			02-Feb-00	24-May-01	1 785	79,880 25	85,222 52	5,342 27
Pharmacia Corp Com	Purchase			28-Jun-01	08-Aug-01	4 500	212 157 45	200 655 05	(11,502 40)
Pharmacia Corp Com	Purchase			06-Aug-99	21-Dec-01	200	8,332 22	8,686 31	354 09

RICHARD AND RHODA GOLDMAN FUND
94-8064502
YEAR ENDED DECEMBER 31, 2001

GAINS (LOSSES) - INVESTMENT SECURITIES

Description	How Acquired	Rate	Maturity	Date Acquired	Date Sold	Number of Shares or Par Value	Cost	Gross Sales Price	Gain (Loss)
Pharmacia Corp	Purchase			22 Sep-00	14-Dec-01	5 500	325,110 50	233 274 71	(91,835 79)
Pheips Dodge Corp Cap	Purchase			28-Jun-00	21-Dec-01	100	3,820 75	3,101 19	(719 56)
Pioneer Nat Res Co	Purchase			02-Oct-00	11-Jan-01	4,700	67 798 44	89 402 76	21 604 32
Pioneer Nat Res Co	Purchase			02-Oct-00	17-Dec-01	550	7 933 86	9,597 17	1 663 31
Pitney Bowes Inc	Purchase			29-Jun-00	11-Sep-01	1 900	74,537 19	83,324 95	8 787 76
Pitney Bowes Inc	Purchase			30-Jun-00	11-Sep-01	1,800	75 803 56	70 168 37	(5 635 19)
Pitney Bowes, Inc	Purchase			30-Jun-00	02-Oct 01	2 100	90,230 49	80,030 85	(10 199 64)
Pk Pl Entmt Corp Com	Purchase			11-Oct-99	11-Jan-01	3,375	44 577 00	33 613 87	(10 963 13)
Pk Pl Entmt Corp Com	Purchase			12-Jul-00	11-Jan-01	3 175	39,282 69	31,621 94	(7 660 75)
PMC Sierra, Inc	Gift			26-Feb-98	17-Jan-01	3 411	35 496 95	325 108 62	289,611 67
PMI Group Inc Com	Purchase			04-Nov-98	07-Jun-01	150	5,649 17	10,888 64	5 039 47
PMI Group Inc Com	Purchase			06-Oct 99	07-Jun-01	150	6 808 04	10 688 64	3,882 60
PMI Group Inc Com	Gift			11-Nov 98	10-Jul-01	218	7,890 18	14,269 80	6 379 62
PMI Group Inc Com	Gift			06-Oct-99	10-Jul-01	580	26,316 69	37,965 53	11,648 84
PMI Group Inc Com	Purchase			08-Oct-99	17-Dec-01	200	9 074 72	12,031 59	2,956 87
PNC Financial Services Group	Gift			17-Dec-97	18-Jan-01	1,300	75 398 96	93 919 00	18 520 04
PNC Financial Services Group	Gift			17-Dec-97	28-Mar-01	1 800	104,398 56	115,905 15	11,506 59
PNC Financial Services Group	Purchase			20-Nov-98	28-Mar-01	750	39 122 03	48,293 81	9,171 78
PNC Financial Services Group	Purchase			09-Feb-99	28-Mar-01	300	14 364 81	19,317 53	4,952 72
Pnc Financial Services Group	Purchase			28-Jun-00	21 Dec-01	100	5,044 75	5,576 11	531 36
Polycom Inc Com	Purchase			30-Aug-00	21-Feb-01	1 350	73 222 92	35 098 83	(38,124 09)
Potlatch Corp Com	Purchase			28-Jun-00	06-Jul-01	100	3,398 88	3 102 89	(295 99)
Power-one Inc Com	Purchase			20-Oct-00	21-Dec-01	100	8 449 40	978 26	(7,471 14)
Powerwave Technologies Inc Com	Purchase			04-May-00	21 Feb-01	825	50,909 38	16 963 49	(33 945 89)
PPL Corp	Purchase			01-Nov-00	28-Mar-01	1 200	50 674 20	51 321 20	647 00
PPL Corp	Purchase			01 Nov-00	22 May-01	1 100	46,451 35	68,253 71	21 802 36
PPL Corp	Purchase			01-Nov-00	11-Jul-01	2 400	101 348 40	130,935 31	29 586 91
PPL Corp	Purchase			22-Nov 00	18-Jul-01	1 900	79,320 25	99,290 68	19,970 43
PPL Corp	Purchase			24-Jan-01	18-Jul-01	700	28 392 00	36 580 78	8,188 78
Praxair Inc Com	Purchase			07-Nov-01	17-Dec-01	200	9 758 70	10,411 65	652 95
Precision Castparts Corp Com	Purchase			02-Oct-00	17 Dec-01	300	11,118 00	8,057 73	(3 060 27)
Pref Rec Funding Discount	Purchase		04-May-01	05-Apr-01	04-May-01	1,500 000	1,493,958 33	1 493 958 33	
Price T Rowe Group, Inc	Purchase			25-Apr-97	20-Mar-01	1,600	31 301 15	54,698 18	23,397 03
Price T Rowe Group Inc	Purchase			29-Apr 97	20 Mar-01	800	16 418 80	27,349 09	10 932 29
Price T Rowe Group Inc	Purchase			12-Jun-97	20-Mar-01	1,200	25,025 00	41,023 64	11 998 64
Price T Rowe Group Inc	Purchase			31-Dec-98	20-Mar-01	1 100	35,227 16	37,604 98	2 377 82
Print Finl Group Inc	Purchase			23-Oct-01	18-Dec-01	500	10,264 25	11,809 80	1 545 35
Procter & Gamble	Gift			17-Feb-96	04-Jun-01	2,000	84 938 00	126 595 77	41 657 77
Procter & Gamble	Gift			17-Feb-96	06-Jul-01	915	38 858 91	59,076 01	20,217 10
Procter & Gamble Co Com	Purchase			28-Jun-00	16-Mar-01	100	5,539 50	6 486 78	927 28
Procter & Gamble Co Com	Gift			28-Jun-96	10-Jul-01	870	30,362 73	43,876 50	13,513 77
Procter & Gamble Co Com	Purchase			09-May 01	17-Dec-01	300	19 611 36	24,017 19	4,405 83
Procter & Gamble Co Com	Purchase			28-Jun-00	21-Dec-01	100	5,539 50	8,065 03	2 525 53
Progress Energy Inc Com	Purchase			28-Nov-01	17 Dec-01	300	12 474 38	12 707 57	233 21
Progress Energy Inc	Purchase	7 100%	01-Mar-11	14-Feb-01	27 Mar-01	235,000	234 675 70	245 344 70	10 669 00
Progress Energy, Inc	Purchase	7 100%	01-Mar-31	14-Feb-01	15-May-01	105,000	104,874 00	107,705 85	2,831 85
Progressive Corp	Purchase	6 375%	15-Jan-12	12/06/01	12/12/01	250,000	249 477 50	250,190 00	712 50
Protective Life Corp Com	Purchase			21-Mar-01	17-Dec-01	150	4,438 50	4 088 88	(349 64)
Protein Design Labs Inc Com	Purchase			07-Nov-00	24-Jan-01	550	78 450 00	36,298 79	(40 151 21)
Protein Design Labs Inc Com	Purchase			22-Nov-00	24-Jan-01	450	36,759 38	29,699 01	(7,060 37)
Provident Fncl Group Inc	Purchase			02-May-01	01-Aug-01	1,950	59 504 84	63,888 70	4 381 86
Providian Finl Corp Com	Gift			28-Jun-96	10-Jul-01	1,215	8,389 84	67 818 91	59,449 07
Providian Finl Corp Com	Purchase			28-Jun-00	21-Dec-01	100	4 405 69	301 28	(4,104 41)
Pru Funding Corp Master Note	Purchase			05-Apr-01	02-Jul-01	200 000	200,000 00	200,000 00	
Pru Funding Corp Master Note	Purchase			05-Apr-01	24-Aug-01	960 000	960 000 00	960,000 00	
Pru Funding Corp Master Note	Purchase			05-Apr-01	18-Sep-01	340 000	340 000 00	340,000 00	
Prudential Funding Corp Coupon	Purchase		14-May 01	25-Apr-01	14-May-01	1 950,000	1,945,430 50	1,945 430 50	
Pulte Homes Inc Com	Purchase			01-Dec-00	30-Apr-01	1 700	67 085 91	79,781 74	12 695 83
Pulte Homes Inc Com	Purchase			04-Dec-00	30-Apr-01	1 200	47,348 84	58,318 52	6,967 88
Pulte Homes Inc Com	Purchase			04-Dec-00	17-Dec-01	250	9 864 30	10,659 84	795 34
Quaker Oats Co	Purchase			01-May-00	28-Jun-01	1,200	80,232 37	109,258 99	29,026 82
Quaker Oats Co	Purchase			15-Aug-97	10-Jul-01	950	47,118 10	86 392 11	39,274 01
Qualcomm Inc Com	Purchase			22-Aug-01	17-Dec-01	100	6,237 84	5,588 81	(649 13)
Qualcomm Inc Com	Purchase			28-Jun-00	21-Dec-01	100	6,363 50	5 000 13	(1 383 37)
Qualcomm, Inc	Purchase			03-Aug-99	07-Aug-01	1,000	38 634 00	67,506 54	28,872 54
Qualcomm, Inc	Purchase			03-Aug-99	19-Nov-01	5,100	188,424 28	301,538 32	113 114 04
Qualcomm, Inc	Purchase			01-May-00	19-Nov-01	1,450	160,950 00	85,731 48	(75,218 51)
Qualcomm, Inc	Purchase			14-Jun-00	19-Nov-01	2,500	184,375 00	147,812 89	(36,562 11)
Qualcomm Inc	Purchase			14-Jun-00	14-Dec-01	150	11 062 50	8,300 73	(2 761 77)
Qualcomm, Inc	Purchase			13-Jul-00	14-Dec-01	550	33,746 07	30,435 97	(3,310 10)
Quanta Svcs Inc Com	Purchase			21-Mar-01	16-May-01	1,900	41,534 00	60,721 87	19,187 87

RICHARD AND RHODA GOLDMAN FUND
94-6064502
YEAR ENDED DECEMBER 31, 2001

GAINS (LOSSES) - INVESTMENT SECURITIES

Description	How Acquired	Rate	Maturity	Date Acquired	Date Sold	Number of Shares or Par Value	Cost	Gross Sales Price	Gain (Loss)
Quest Diagnostics Inc Com	Purchase			27 Sep-00	16-Oct 01	425	23 759 62	25 163 41	1 403 79
Quest Diagnostics Inc Com	Purchase			27-Sep-00	17-Dec-01	125	6 988 13	8,332 22	1,344 09
Questar Corp Com	Purchase			11-Aug-99	07-Jun-01	425	6 150 48	11 903 85	3,753 37
Questar Corp Com	Purchase			27-Aug-99	07-Jun 01	825	15,708 00	23 107 48	7,399 48
Questar Corp Com	Gift			11-Aug-99	10-Jul-01	450	8 629 92	9 994 16	1 364 24
Questar Corp Com	Purchase			27 Aug 99	18-Jul-01	2 300	43,792 00	49,586 34	5,794 34
Questar Corp Com	Purchase			14-Nov-01	17-Dec-01	250	5,903 47	6 024 79	121 32
Qwest Capital Fund	Purchase	7 000%	03-Aug-09	25-Jul-01	30-Jul-01	750 000	744 390 00	747,502 50	3 112 50
Qwest Capital Fund	Purchase	7 250%	15-Feb-11	06-Nov-01	18-Nov-01	80,000	79,087 20	79 062 40	(24 80)
Qwest Capital Fund	Purchase	7 000%	03-Aug-09	13-Nov-01	21-Nov-01	90,000	88 284 60	88,389 00	104 40
Qwest Communications International, Inc	Purchase			26-Aug-99	25-May 01	11 700	346 995 09	450 471 35	103 476 26
Qwest Communications International, Inc	Purchase			14-Jan-00	25-May-01	2 300	89 160 88	88,554 19	(606 69)
Qwest Communications International Inc	Purchase			14-Jan-00	30-Oct-01	14,400	566 109 18	234 121 13	(331 988 05)
Qwest Communications International Inc	Purchase			14-Jan-00	01-Nov-01	1 900	78,487 10	22,663 21	(55,823 89)
Qwest Communications International, Inc	Purchase			14-Jun-00	01-Nov-01	12 500	597,875 25	149 100 01	(448,775 24)
Qwest Communications International Inc	Purchase			21 Aug-00	01-Nov-01	6 500	299 120 25	77,532 01	(221 588 24)
Qwest Communications International, Inc	Purchase			13-Nov-00	01 Nov-01	4,200	169 441 88	50 097 61	(119,344 25)
Qwest Communications International Inc	Purchase			21-Dec-00	01-Nov-01	5 000	170,250 00	59 840 01	(110 609 99)
Qwest Communications International Inc	Purchase			06-Feb-01	01-Nov-01	6,500	270 587 20	77 532 01	(193,055 19)
Qwest Communications International Inc	Purchase			26-Jul-01	01-Nov-01	10,000	279,607 00	119,280 01	(160,326 99)
Qwest Communications International Inc	Purchase			01-Aug-01	01-Nov-01	12,000	311,301 60	143,136 01	(168,165 59)
Qwest Communications International, Inc	Purchase			10-Sep-01	01-Nov-01	2 400	46 619 04	28 627 16	(17,991 88)
Qwest Communications Intl Inc	Purchase			28-Jun-00	21-Dec-01	100	4 789 17	1 341 25	(3,447 92)
Qwest Communications Intl Inc Com	Purchase			08-Sep-00	09-May-01	3 800	185 358 90	142,978 58	(42,379 72)
Radioshack Corp Com	Purchase			25-Oct-00	24-Jan-01	1,350	78,718 50	68 851 08	(9,867 42)
Radioshack Corp Com	Purchase			28-Jun-00	21-Dec-01	100	4,677 00	3,047 19	(1 629 81)
Ralston-Ralston Purina Group	Purchase			28-Jun-00	18 Dec-01	600	12 424 50	20,100 00	7,675 50
Rational Software Corp	Purchase			12-Jan-00	18-Jul-01	1 550	40 022 24	29,154 53	(10,867 71)
Rational Software Corp	Purchase			09-Aug-00	18-Jul-01	900	46 378 13	18,928 44	(28,449 69)
Rational Software Corp	Purchase			07-Feb-01	18-Jul-01	850	39,525 00	15 987 96	(23,537 04)
Rational Software Corp	Purchase			09-Nov 98	20-Mar-01	2,200	25,723 33	54,585 68	28 862 35
Rational Software Corp	Purchase			09-Dec-98	20-Mar-01	3 000	37,698 15	74,435 01	36,736 86
Reebok Intl Com	Purchase			30-Apr-01	31-Oct-01	3 050	78,159 30	62,529 00	(15 630 30)
Reebok Intl Com	Purchase			30-Apr-01	07-Nov-01	650	16 656 90	13 070 28	(3 586 62)
Reebok Intl Com	Purchase			30-Apr-01	07-Nov-01	700	17 938 20	14,139 52	(3,798 68)
Reebok Intl Com	Purchase			02-May 01	07-Nov-01	3 050	79,452 50	61 329 79	(18,122 71)
Regions Fnd Corp Com	Purchase			28-Jun-00	27-Jun-01	100	2,088 50	3,122 89	1 034 39
Rep Svcs Inc Com	Purchase			11-Jul-01	17-Dec-01	400	8 133 24	7,623 74	(509 50)
Repeat Offering Security Discount	Purchase		30-Jul-01	04-May-01	30-Jul-01	1,000,000	990,212 50	890 212 50	
Research In Motion	Purchase			10-Oct-00	20-Mar-01	2 500	260 029 63	97,246 78	(162 783 07)
Research In Motion	Purchase			29-Dec-00	20-Mar-01	1,000	80,604 20	38,898 71	(41,705 49)
Research In Motion	Purchase			02-Jan-01	20-Mar-01	400	29,065 20	15 559 47	(13 505 73)
Reynolds & Reynolds Co Cl A Com	Purchase			07-Mar-01	17-Dec-01	250	5,347 50	6 427 28	1,079 78
Rf Micro Devices Inc Com	Purchase			26-Sep-01	17-Dec-01	200	3 842 00	4,649 84	807 84
RF Monolithics Inc	Purchase			28-Jul-94	23-Jul-01	326	2 119 00	1,238 75	(880 25)
Rigel Pharmaceutical	Gift			16-Jul-98	08-Jun-01	4 174	4 17	24,235 51	24,231 34
Rio Tinto Plc ADR	Purchase			18-May-98	25-Apr-01	6,200	343 441 08	502,369 24	158,928 16
Rio Tinto Plc ADR	Purchase			15-Sep-98	25-Apr-01	2 000	92,604 00	162 054 80	69,450 80
Rio Tinto Plc ADR	Purchase			04-Nov-98	25-Apr-01	2 000	100,790 00	162,054 80	61,264 80
Rio Tinto Plc ADR	Purchase			16-Nov-00	25-Apr-01	1 300	78,352 00	105,335 47	25 983 47
Riverstone Networks, Inc	Purchase			15-Feb-01	23-Feb-01	500	6 000 00	6 687 27	687 27
Robert Half Intl Inc Com	Purchase			18-May-00	07-Feb-01	2,950	88 927 75	78,010 14	(10 917 61)
Rockwell Collins Inc Com	Purchase			28-Jun-00	21-Dec-01	100	2,003 74	1 849 23	(154 51)
Rockwell Intl Corp New Com	Purchase			28-Jun-00	21-Dec-01	100	1,317 01	1,746 24	429 23
Rohm & Haas Co	Purchase	7 850%	15-Jul-29	10-Jan-01	01 Mar-01	190 000	198,700 10	200 884 70	1 964 80
Ross Stores Inc Com	Purchase			18-Jan-01	28-Mar-01	4 200	89,050 92	80,400 01	(8,650 91)
Ross Stores Inc Com	Purchase			18-Jan-01	29-Mar-01	2,800	59,387 28	52,917 67	(6 449 61)
Ross Stores Inc Com	Purchase			24-Jan-01	22-Jun-01	2 350	49,203 13	57,338 09	8 134 96
Ross Stores Inc Com	Purchase			07-Feb-01	22-Jun-01	2 050	45,950 95	50,018 33	4,067 38
Ross Stores Inc Com	Purchase			29-Aug-01	17-Dec-01	350	10,226 30	10,436 65	210 35
Rowan Companies Inc Com	Purchase			07-Jun-01	18-Jul-01	2,100	59 629 00	35,719 80	(24,109 20)
Royal Bank of Scotland Group	Purchase	5 825%	15-Aug-06	13-Aug-01	27-Sep-01	225,000	225,103 00	219,028 50	(6,074 50)
Ruddick Corp Com	Purchase			29-Aug-01	17-Dec-01	300	4,932 00	4,922 83	(9 17)
Ryder Sys Inc Com	Purchase			18-Jul-01	17-Dec-01	300	5,712 00	6,122 79	410 79
S w Air Co Com	Purchase			28-Jun-00	21-Dec-01	100	1,283 00	1,884 23	591 23
Sabre Hldgs Corp	Purchase			28-Jun-00	21-Dec-01	100	2,769 75	4,129 16	1 359 41
Safeco Corp Com	Purchase			28-Jun-00	18-Mar-01	100	2,181 63	2,537 41	345 78
Safeway Inc Com New	Purchase			28-Jun-00	21-Dec-01	100	4,105 13	4,194 16	89 03
Safeway Stores	Purchase	7.250%	01-Feb-31	28-Jan-01	31-Jan-01	1 000,000	997,450 00	999,400 00	1 950 00
Salomon Govt Repo	Purchase			28-Dec-00	04-Jan-01	2,000,000	2,000 000 00	2 000,000 00	
Salomon Govt Repo	Purchase			05-Apr-01	11-Apr-01	2,500,000	2,500,000 00	2,500,000 00	

RICHARD AND RHODA GOLDMAN FUND
94-6064502
YEAR ENDED DECEMBER 31, 2001

GAINS (LOSSES) - INVESTMENT SECURITIES

Description	How Acquired	Rate	Maturity	Date Acquired	Date Sold	Number of Shares or Par Value	Cost	Gross Sales Price	Gain (Loss)
Salomon Smith Barney Hldgs Inc	Purchase	7.200%	01 Feb-04	11/02/98	01/19/01	375,000	394,927.50	387,401.25	(7,526.25)
Salomon Smith Barney Hldgs Inc	Purchase	7.500%	15-Feb-03	05/26/00	01/19/01	640,000	627,082.89	651,872.00	24,789.11
Sanmina sci Corp	Purchase			10-Jul-00	11-Jan-01	2,400	111,386.64	89,697.01	(21,689.63)
Sanmina-sci Corp	Purchase			26-Sep-01	17-Dec-01	300	4,003.65	6,584.78	2,581.13
Sapient Corp	Purchase			24-Jan-01	20-Mar-01	6,400	116,722.38	68,797.70	(47,924.68)
Sara Lee Corp Com	Purchase			28-Jun-00	21-Dec-01	100	1,894.75	2,221.22	326.47
SBC Communications	Purchase	5.750%	02 May 05	26-Apr-01	15-Jun-01	400,000	398,180.00	399,512.00	1,332.00
SBC Communications Inc Com	Purchase			01-Jun-00	10-Jan-01	4,500	200,459.25	231,740.01	31,280.76
SBC Communications Inc Com	Purchase			28-Jun-00	06-Feb-01	100	4,657.25	4,971.83	314.58
SBC Communications Inc Com	Gift			13-Mar-97	10-Jul-01	2,879	66,859.07	115,610.73	48,751.66
SBC Communications Inc Com	Purchase			28-Jun-00	09-Oct-01	100	4,657.25	4,665.84	8.59
SBC Communications Inc Com	Purchase			01-Jun-00	17-Dec-01	650	28,955.23	25,453.15	(3,502.08)
SBC Communications Inc Com	Purchase			28-Jun-00	21-Dec-01	300	13,971.75	11,793.50	(2,178.25)
SBC Communications Inc Com	Purchase			28-Sep-00	07-Sep-01	3,250	153,830.30	133,428.84	(20,401.46)
SBC Communications Inc Com	Purchase			28-Sep-00	14-Dec-01	3,200	151,463.68	123,339.88	(28,123.80)
Scana Corp New Com	Purchase			28-Sep-01	17-Dec-01	450	11,362.14	11,771.60	409.46
Schein Henry Inc Com	Purchase			16-Oct-01	17-Dec-01	125	4,693.06	4,504.84	(188.22)
Schering-plough Corp Com	Gift			28-Jun-96	10-Jul-01	2,580	40,480.20	95,268.74	54,788.54
Schering-plough Corp Com	Purchase			28-Jun-00	31-Aug-01	100	4,982.06	3,811.37	(1,170.69)
Schering-plough Corp Com	Purchase			28-Jun-00	21-Dec-01	100	4,982.06	3,636.17	(1,345.89)
Schlumberger Ltd	Purchase			18-Dec-98	21-Dec-01	100	3,653.80	5,227.12	1,573.32
Scholastic Corp Com	Purchase			22-Jun-00	17-Dec-01	300	9,077.82	12,947.56	3,869.74
Schwab Charles	Gift			17-Feb-96	10-Jul-01	12,000	41,722.22	183,216.80	141,494.58
Schwab Charles	Gift			30-Sep-96	10-Jul-01	8,750	30,534.56	133,595.58	103,061.02
Schwab Charles Corp	Purchase			03-Jan-00	06-Apr-01	6,800	163,880.20	97,868.12	(66,012.08)
Schwab Charles Corp	Purchase			28-Jun-00	21-Dec-01	200	6,557.00	3,112.49	(3,444.51)
Scientific-atlanta Inc Com	Purchase			04-Feb-00	23-May-01	800	37,791.80	50,295.92	12,504.12
Scientific-atlanta Inc Com	Purchase			04-Feb-00	22-Aug-01	400	18,895.90	8,447.71	(10,448.19)
Scientific-atlanta Inc Com	Purchase			04-Feb-00	22-Aug-01	600	28,343.85	12,824.60	(15,519.25)
Scientific-atlanta Inc Com	Purchase			14-Feb-01	22-Aug-01	1,000	50,643.20	21,040.99	(29,602.21)
Scientific-atlanta Inc Com	Purchase			07-Nov-01	17-Dec-01	150	3,490.83	3,683.87	193.24
SDL, Inc	Purchase			21-Aug-00	11-Jan-01	1,100	445,245.90	185,069.82	(260,176.08)
SDL, Inc	Purchase			23-Oct-00	11-Jan-01	1,100	338,436.78	185,069.82	(153,366.96)
Seacor Hldgs Inc Com	Purchase			05-Dec-01	17-Dec-01	200	8,969.56	8,521.71	(447.85)
Sears Roebuck & Co Com	Purchase			28-Jun-00	27-Jun-01	100	3,394.75	4,076.36	681.61
Sears Roebuck & Co Com	Purchase			21-Jan-00	17-Dec-01	75	2,430.38	3,450.83	1,020.25
Sears Roebuck & Co Com	Purchase			08-Sep-00	17-Dec-01	450	15,609.01	20,703.81	5,094.80
Sei Invts Co Com	Purchase			25-Oct-00	21-Mar-01	1,900	74,883.85	63,843.57	(11,040.28)
Sempra Energy Inc	Purchase			28-Mar-01	17-Dec-01	500	11,529.20	11,714.60	185.40
Sempra Energy Inc	Purchase			28-Mar-01	17-Dec-01	350	8,070.44	8,200.22	129.78
Sepracor, Inc	Purchase			21-Jan-99	20-Mar-01	2,800	142,944.04	114,271.19	(28,672.85)
Sepracor, Inc	Purchase			05-Feb-99	20-Mar-01	1,000	55,947.89	40,811.14	(15,136.75)
Serono S A S ADR	Purchase			27-Jul-00	08-Jan-01	1,100	25,844.28	23,629.96	(2,214.32)
Serono S A S ADR	Purchase			27-Jul-00	08-Jan-01	4,400	115,652.24	94,519.84	(21,132.40)
Serono S A S ADR	Purchase			27-Jul-00	09-Jan-01	4,300	101,027.84	89,127.85	(11,899.79)
Sheffield Receivables Corp	Purchase		04-May-01	05-Apr-01	04-May-01	1,500,000	1,493,958.33	1,493,958.33	
Siebel Systems, Inc	Purchase			20-Mar-97	31-Jan-01	700	1,356.25	49,304.60	47,948.35
Siebel Systems, Inc	Purchase			20-Mar-97	20-Mar-01	3,400	5,511.83	103,484.05	97,972.22
Siebel Systems, Inc	Purchase			18-Apr-97	20-Mar-01	16,000	34,756.86	486,983.76	452,227.10
Siebel Systems, Inc	Purchase			25-Jul-01	28-Sep-01	9,000	296,060.40	119,892.10	(176,068.30)
Siebel Systems, Inc	Purchase			25-Jul-01	01-Oct-01	400	13,158.24	5,059.00	(8,099.24)
Siebel Systems, Inc	Purchase			31-Aug-01	01-Oct-01	12,400	290,525.00	156,828.73	(133,696.27)
Siebel Systems, Inc	Purchase			10-Sep-01	01-Oct-01	8,100	157,866.57	102,444.58	(55,422.01)
Sigma-aldrich Corp Com	Purchase			28-Jun-00	27-Jun-01	100	3,132.25	4,103.86	971.61
Smith International, Inc	Gift			12-Nov-99	09-Jul-01	150	5,975.35	8,890.20	2,914.85
Smithfield Foods Inc Com	Purchase			21-Mar-01	17-Dec-01	400	6,428.00	9,343.68	2,915.68
Solectron	Purchase			05-Sep-00	29-Oct-01	3,268	21,741.00	43,266.87	21,525.87
Solectron Corp Com	Purchase			28-Jun-00	21-Dec-01	100	4,230.13	1,026.28	(3,203.87)
Sonoco Prod Co Com	Purchase			21-Mar-01	02-May-01	3,900	76,518.00	88,811.10	10,293.10
Sonus Networks, Inc	Purchase			25-May-00	20-Mar-01	2,700	38,691.12	74,247.53	37,556.41
Sonus Networks, Inc	Purchase			23-Jun-00	20-Mar-01	4,200	99,542.98	115,496.14	15,953.16
Sony Corp	Gift			09-Feb-00	10-Jul-01	300	21,074.19	16,999.43	(4,074.76)
Southtrust Corp Com	Purchase			18-Jan-01	29-Aug-01	1,200	24,429.84	29,699.01	5,269.17
Southtrust Corp Com	Purchase			18-Jan-01	07-Sep-01	3,300	67,182.06	74,025.11	6,843.05
Southtrust Corp Com	Purchase			18-Jan-01	17-Dec-01	450	9,181.19	10,889.83	1,708.44
Southtrust Corp Com	Purchase			18-Jan-01	17-Dec-01	350	7,125.37	8,459.71	1,334.34
Southtrust Corp Com	Purchase			28-Jun-00	21-Dec-01	100	1,205.19	2,484.21	1,279.02
Southwest Airlines Co Com	Purchase			02-Feb-01	28-Mar-01	4,500	96,906.60	79,804.38	(17,102.22)
Sovereign Bancorp Inc Com	Purchase			31-Oct-01	17-Dec-01	850	8,355.50	9,825.67	1,470.17
Special Purpose Accounts DI	Purchase		11-May-01	05-Apr-01	11-May-01	1,500,000	1,492,500.00	1,492,500.00	
Spectrasite Holdings Inc	Purchase			04-Feb-00	20-Mar-01	17,500	297,500.00	124,663.34	(172,836.66)

RICHARD AND RHODA GOLDMAN FUND
94-6064502
YEAR ENDED DECEMBER 31, 2001

GAINS (LOSSES) - INVESTMENT SECURITIES

Description	How Acquired	Rate	Maturity	Date Acquired	Date Sold	Number of Shares or Par Value	Cost	Gross Sales Price	Gain (Loss)
Sprint-Swedmortgage AB Discount	Purchase		06-Aug-01	06-Apr-01	06-Aug-01	1,000,000	984,580.56	984,580.56	
Sprint Cap Corp	Purchase	6.875%	15-Nov-28	04/04/01	04/04/01	475,000	403,798.61	404,780.75	982.14
Sprint Capital Corp	Purchase	6.875%	15-Nov-28	10-Jan-01	16-Jan-01	1,000,000	835,200.00	843,760.00	8,560.00
Sprint Capital Corp	Purchase	7.625%	30-Jan-11	18-Jan-01	25-Jan-01	75,000	74,517.75	75,087.00	569.25
Sprint Capital Corp	Purchase	6.875%	15-Nov-28	04-Apr-01	09-Apr-01	510,000	433,540.80	434,606.70	1,065.90
Sprint Corp Com	Purchase			20-Sep-00	13-Jun-01	6,300	171,680.04	128,760.76	(42,919.28)
Sprint Corp Com	Purchase			08-Aug-01	17-Dec-01	750	17,170.72	14,069.53	(3,101.19)
Sprint Corp Com	Purchase			28-Jun-00	21-Dec-01	100	5,486.38	1,922.23	(3,564.15)
SPX Corp Com	Gift			07-Oct-98	10-Jul-01	100	4,794.10	12,395.58	7,601.48
SPX Corp Com	Purchase			22-Jul-99	29-Aug-01	400	37,146.08	48,202.45	9,056.37
SPX Corp Com	Purchase			22-Jul-99	17-Dec-01	25	2,321.63	3,125.14	803.51
Starbucks Corp Com	Purchase			28-Jun-00	21-Dec-01	100	1,894.75	1,885.23	(9.52)
Starbucks Corp	Purchase			27-Apr-01	27-Jun-01	10,000	187,404.00	219,193.81	31,789.81
Starbucks Corp	Purchase			27-Apr-01	11-Jul-01	30,000	562,212.00	641,674.17	79,462.17
Starwood Hotels & Resorts Worldwide Inc	Purchase			14-Feb-01	04-May-01	3,300	123,714.36	124,204.88	490.52
Stellar Funding Gr Discount	Purchase		04-Sep-01	08-Jun-01	04-Sep-01	1,000,000	990,980.56	990,980.56	
Storage Technology Corp	Purchase			26-Mar-99	31-Dec-01	5,400	139,316.22	115,720.29	(23,595.93)
StorageNetworks, Inc	Purchase			13-Jul-00	20-Mar-01	1,500	142,798.08	15,374.49	(127,423.57)
StorageNetworks Inc	Purchase			21-Nov-00	20-Mar-01	1,400	47,550.00	14,349.53	(33,200.47)
StorageNetworks Inc	Purchase			29-Dec-00	20-Mar-01	800	21,296.08	8,199.73	(13,096.35)
StorageNetworks, Inc	Purchase			02-Jan-01	20-Mar-01	100	2,373.30	1,024.95	(1,348.35)
Structural Dynamics	Purchase			11-Jan-01	07-Jun-01	3,400	34,850.00	82,631.86	47,781.86
Structural Dynamics	Purchase			11-Jan-01	29-Aug-01	3,450	35,362.50	86,074.83	50,712.13
Stryker Corp	Gift			17-Mar-00	06-Jul-01	220	6,523.33	11,939.79	5,416.46
Sulza Foods Corp	Gift			11-Oct-99	10-Jul-01	315	11,766.04	16,483.40	4,717.36
Sulza Foods Corp	Purchase			14-Jun-99	31-Oct-01	500	17,647.30	29,294.02	11,646.72
Sulza Foods Corp	Purchase			14-Jun-99	05-Dec-01	1,100	38,824.06	66,151.79	27,327.73
Sulza Foods Corp	Purchase			02-May-01	05-Dec-01	500	23,480.00	30,069.00	6,609.00
Sun Microsystems Inc	Purchase			23-Nov-99	10-Jan-01	1,200	38,031.93	33,897.51	(4,034.42)
Sun Microsystems Inc	Purchase			04-Feb-00	10-Jan-01	1,200	50,402.46	33,997.50	(16,404.96)
Sun Microsystems Inc	Purchase			04-Feb-00	01-Feb-01	3,100	130,206.35	95,631.49	(34,574.86)
Sun Microsystems Inc	Gift			12-Mar-97	10-Jul-01	5,240	19,568.13	77,498.06	57,929.93
Sun Microsystems Inc	Purchase			04-Feb-00	17-Dec-01	300	12,800.62	3,665.87	(8,934.75)
Sun Microsystems Inc	Purchase			17-Feb-00	17-Dec-01	150	6,886.64	1,832.94	(5,153.70)
Sun Microsystems Inc	Purchase			28-Jun-00	21-Dec-01	400	17,489.50	4,701.04	(12,788.46)
Sun Microsystems, Inc	Purchase			09-Jun-00	12-Jan-01	2,900	129,050.00	88,533.32	(40,516.68)
Sun Microsystems Inc	Purchase			20-Jul-00	12-Jan-01	6,800	332,592.42	207,595.38	(124,997.06)
Sun Microsystems Inc	Purchase			28-Aug-00	12-Jan-01	1,600	102,100.00	48,845.97	(53,254.03)
Sun Microsystems Inc	Purchase			22-Sep-00	12-Jan-01	6,400	486,278.70	256,441.30	(229,837.40)
Sun Microsystems Inc	Purchase			06-Jun-97	30-Jan-01	3,952	7,311.20	123,248.89	115,937.69
Sun Microsystems Inc	Purchase			06-Jun-97	08-Feb-01	2,984	5,483.40	83,915.45	78,432.05
Sun Tr Banks Inc Com	Purchase			18-Dec-00	14-May-01	2,900	162,416.53	173,615.47	11,198.94
Sun Tr Banks Inc Com	Purchase			19-Dec-00	14-May-01	2,600	150,723.04	155,655.24	4,932.20
Sun Tr Banks Inc Com	Purchase			16-Mar-01	17-Dec-01	150	9,698.67	9,289.19	(409.48)
Sun Tr Banks Inc Com	Purchase			28-Jun-00	21-Dec-01	100	4,951.00	6,191.09	1,240.09
Sungard Data Sys Inc Com	Purchase			25-Oct-00	21-Mar-01	2,100	100,502.43	94,412.85	(6,089.58)
Sungard Data Sys Inc Com	Purchase			16-May-01	31-Oct-01	1,800	47,182.00	40,958.63	(6,233.37)
Sungard Data Sys Inc Com	Purchase			16-May-01	17-Dec-01	150	4,424.25	4,183.88	(230.39)
Sunoco Inc Com	Purchase			18-Jan-01	01-Aug-01	1,550	45,732.60	54,387.68	8,655.08
Sunoco Inc Com	Purchase			18-Jan-01	28-Nov-01	450	13,277.20	16,195.86	2,918.66
Sunoco Inc Com	Purchase			19-Jan-01	28-Nov-01	450	13,236.62	16,195.85	2,959.23
Sunoco Inc Com	Purchase			19-Jan-01	17-Dec-01	300	8,824.41	10,937.63	2,113.22
Sunoco Inc Com	Purchase			29-Jun-00	21-Dec-01	100	3,006.25	3,671.17	664.92
Super Valu Inc Com	Purchase			28-Jun-00	21-Dec-01	100	1,988.50	2,199.22	210.72
Superior Energy Services	Gift			02-Nov-99	09-Jul-01	2,520	14,626.20	20,033.32	5,407.12
Surety Funding Corp Discount	Purchase		07-Aug-01	09-May-01	07-Aug-01	1,000,000	990,284.17	990,284.17	
Sybase Inc Com	Purchase			26-Jul-00	17-Dec-01	550	13,202.91	9,190.19	(4,012.72)
Sycamore Networks	Purchase			29-Oct-99	09-Feb-01	9,258	33,152.90	247,704.33	214,551.43
Sycamore Networks	Purchase			29-Oct-99	07-Mar-01	6,300	22,560.30	227,501.15	204,940.85
Sycamore Networks Inc	Purchase			21-Oct-99	20-Mar-01	600	7,800.00	7,799.74	(199.74)
Sycamore Networks, Inc	Purchase			09-Nov-99	20-Mar-01	1,200	80,603.33	15,599.48	(65,003.85)
Sycamore Networks Inc	Purchase			22-May-00	20-Mar-01	1,300	108,962.14	18,899.44	(90,062.70)
Sycamore Networks Inc	Purchase			29-Dec-00	20-Mar-01	1,000	36,949.80	12,999.57	(23,950.33)
Sycamore Networks, Inc	Purchase			02-Jan-01	20-Mar-01	500	17,195.50	6,499.77	(10,695.73)
Sylvan Learning Sys Inc	Purchase			07-Mar-01	18-Jul-01	2,800	58,450.00	71,537.61	13,087.61
Symantec Corp Com	Purchase			12-Apr-00	07-Feb-01	1,050	61,374.60	49,413.98	(11,960.62)
Symantec Corp Com	Purchase			04-May-00	07-Feb-01	575	35,110.94	27,060.03	(8,050.91)
Symantec Corp Com	Purchase			07-Jun-01	17-Dec-01	100	6,582.00	6,812.77	230.77
Synopsys Inc Com	Purchase			07-Mar-01	17-Dec-01	125	7,408.25	8,008.01	(500.24)
Synopsys Inc Com	Purchase			07-Mar-01	19-Dec-01	1,300	77,025.00	73,577.54	(3,447.46)
Synopsys, Inc	Purchase			28-Jul-00	18-Jan-01	7,500	238,204.59	386,431.27	148,226.68

RICHARD AND RHODA GOLDMAN FUND
04-6064502
YEAR ENDED DECEMBER 31, 2001

GAINS (LOSSES) - INVESTMENT SECURITIES

Description	How Acquired	Rate	Maturity	Date Acquired	Date Sold	Number of Shares or Par Value	Cost	Gross Sales Price	Gain (Loss)
Synovus Finl Corp Com	Purchase			28-Jun-00	21-Dec-01	100	1 848 88	2 481 21	632 33
Sysco Corp Com	Purchase			28-Jun-00	29-Jan-01	100	1,991 62	2 623 41	631 79
Sysco Corp Com	Purchase			23-Aug-00	15-Feb-01	1 400	31 454 29	37,493 26	6 038 97
Sysco Corp Com	Purchase			23 Aug-00	13-Jun-01	5 650	126 940 53	162,923 81	35 983 08
Sysco Corp Com	Purchase			28-Jun-00	21-Dec-01	100	1,991 63	2 696 21	704 58
Sysco Corp	Purchase			31-Jul-00	13-Mar-01	4,500	90 406 12	114 869 46	24 463 34
Sysco Corp	Purchase			31-Jul-00	14-Dec-01	4,000	80,361 00	98,568 31	18,205 31
Talbots Inc	Purchase			22-May 98	20-Mar-01	4,600	61 735 49	202 853 23	141 117 74
Tampa Elec Co	Purchase	6 875%	15-Jun-12	06/20/01	12/18/01	750 000	748,835 00	752,542 50	5 707 50
Target Corp Com	Purchase			13-Dec-00	16-Mar-01	4 000	128 169 80	140 381 71	12 212 11
Target Corp Com	Gift			28-Jun 96	10-Jul-01	3,560	30 596 72	116 707 85	86 111 13
Target Corp Com	Purchase			28-Jun-00	21-Dec-01	100	2 791 12	3 822 17	1,031 05
TCF Fncl Corp Com	Purchase			11-Aug 99	21 Mar-01	1 800	48,781 82	63 519 87	14 758 05
TCF Fncl Corp Com	Purchase			26-Jul-00	21-Mar-01	1,300	38 184 25	45 875 47	7 691 22
TCF Fncl Corp Com	Gift			11-Aug-99	10-Jul-01	430	11 648 66	19,855 83	8,308 97
Teco Energy Inc 7	Purchase	7.200%	01-May-11	04/26/01	06/04/01	185 000	184 506 05	186 935 10	2 429 05
Teco Energy Inc 7	Purchase	7.200%	01-May 11	04/26/01	08/20/01	800 000	797 864 00	811 088 00	13,224 00
Teco Energy Inc Com	Purchase			05-Apr-01	31-Oct-01	2 000	59,476 00	51,378 28	(8 097 72)
Tel & Data Sys Inc	Purchase			28-Jan-00	17-Dec-01	75	9 398 75	6 724 27	(2 672 48)
Telefonica	Gift			13-Oct 98	30-Jul-01	450	7,502 13	5 209 78	(2 292 35)
Telefonica Eurpoe Bv	Purchase	6 250%	15-Sep-30	31-Jan-01	05-Feb-01	500,000	544,100 00	546 200 00	2 100 00
Tellabs Inc Com	Purchase			29-Nov 99	31-Jan-01	200	13,980 82	12 737 04	(1,243 78)
Tellabs Inc Com	Purchase			25-Jan-00	31-Jan-01	1 700	100,049 25	108,264 80	8 215 55
Tellabs Inc Com	Purchase			26-Jan-00	31-Jan-01	200	12 320 88	12 737 03	418 15
Tellabs Inc Com	Purchase			26-Jan-00	06-Feb-01	1,200	73,925 28	77,620 49	3 695 21
Tellabs Inc Com	Purchase			17-Oct-00	06-Feb-01	2 000	90,875 00	129,367 49	38,492 49
Tellabs Inc Com	Purchase			18-Oct-00	06-Feb-01	1 900	83,773 28	122 899 11	39,125 83
Telus Corp	Purchase	7 500%	01-Jun-07	23-May-01	30-May-01	650 000	648 789 00	654,004 00	7,215 00
Telus Corp	Purchase	8 000%	01-Jun-11	23-May-01	13-Jun-01	550 000	547 129 00	565,928 00	18,799 00
Tesco	Gift			18-May-00	10-Jul-01	3 650	11,398 14	12 674 57	1,276 43
Thermo Electron Corp Com	Purchase			25-Feb-00	21-Dec-01	100	1 378 18	2,302 22	924 04
Thermo Electron Corp	Purchase			10-Jun-99	21-Feb-01	2,600	49,673 78	76,524 02	26,850 24
Tidewater Inc Com	Purchase			11-Jan-01	17-Dec-01	450	20,211 75	13 616 54	(6,595 21)
Time Warner Telecom Inc	Purchase			25-Jan-01	20-Mar-01	1,300	98,450 00	75 803 72	(20 646 28)
Time WarnerEntertainment	Purchase	8 375%	15-Jul-33	15-Nov-01	21-Dec-01	150 000	173,592 00	165 729 00	(7,863 00)
Timken Co Com	Purchase			28-Jun-00	06-Aug-01	100	1,923 88	1 475 95	(447 93)
Tjx Cos Inc Com New	Purchase			28-Jun-00	16-Mar-01	100	1,895 75	2,987 90	1 072 15
TJX Cos Inc Com New	Gift			17-Oct-96	10-Jul-01	1,860	19,674 15	58 218 84	38 544 69
TJX Cos Inc Com New	Purchase			26-Sep-01	17-Dec-01	250	7,695 00	9,177 19	1,482 19
Toll Bros Inc Com	Purchase			20-Dec-00	02-May-01	1 500	59 996 25	51,613 27	(8,382 98)
Torchmark Corp Com	Purchase			01-Mar-01	10-Oct-01	1,100	39 171 99	42 915 50	3 743 51
Torchmark Corp Com	Purchase			01-Mar-01	17-Dec-01	100	3,581 09	3,804 87	243 78
Torchmark Corp Com	Purchase			02-Mar-01	17-Dec-01	150	5 476 26	5 707 31	231 05
Tosco Corp	Purchase			23-Aug-00	14-Feb-01	1,000	31,150 40	42,525 38	11,374 98
Tosco Corp	Purchase			23-Aug-00	09-May 01	4 600	143 291 84	208 742 87	65 451 03
Tosco Corp	Gift			01-Nov-98	10-Jul-01	485	8 651 64	20,510 48	11 858 82
Total Fina Elf	Gift			02-Nov-98	10-Jul-01	300	20,254 83	40 548 64	20,294 01
Transmeta Corp	Purchase			06-Nov-00	20-Mar-01	3 000	127,105 76	45,748 48	(81,357 28)
Transmeta Corp	Purchase			29-Dec-00	20-Mar-01	2,000	48 949 60	30,498 99	(18 450 61)
Transmeta Corp	Purchase			02-Jan-01	20-Mar-01	900	19,518 75	13,724 53	(5,794 22)
Transocean Sedco Forex Inc Com	Gift			27-May-99	10-Jul-01	950	26,392 43	38 455 76	12 063 33
Transwitch Corp Com	Purchase			25-Oct-00	31-Oct-01	825	53,184 19	3,172 64	(49,991 55)
Transwitch Corp Com	Purchase			29-Aug-01	31-Oct-01	2 700	23,136 03	9,260 89	(13 875 34)
Tribune Co Com	Gift			28-Jun-96	10-Jul-01	1,318	22,938 47	51,860 64	28,922 17
Triquant Semiconductor Inc Com	Purchase			26-Jul-00	24-Jan-01	1 125	55 823 29	44,225 08	(11 598 21)
Triquant Semiconductor Inc Com	Purchase			09-Aug-00	24-Jan-01	175	8 431 25	6,879 46	448 21
Triquant Semiconductor Inc Com	Purchase			09-Aug-00	29-Aug-01	1,225	45 018 75	28,296 55	(16,722 20)
Tupperware Corp Com	Purchase			24-Jan-01	01-Aug-01	2 050	47,473 90	47,537 91	64 01
Tx Instrs Inc Com	Purchase			04-Oct-99	23-Jan-01	3,400	149 933 88	152,295 53	2,361 65
Tx Instrs Inc Com	Purchase			20-Oct-99	23-Jan-01	200	7,956 88	8 958 58	1,001 68
Tx Instrs Inc Com	Purchase			20-Oct-99	14-Feb-01	1,800	71,611 92	68 647 01	(2 964 91)
Tx Instrs Inc Com	Purchase			01-Nov-89	14-Feb-01	1 400	62 102 32	53 392 12	(8,710 20)
Tx Instrs Inc Com	Purchase			16-Mar-00	14-Feb-01	1,300	100,426 37	49,578 39	(50,847 98)
Tx Instrs Inc Com	Purchase			16-Mar-00	17-Dec-01	200	15 450 21	6,031 79	(9,418 42)
Tx Instrs Inc Com	Purchase			28-Jun-00	21-Dec-01	200	14 352 00	5 602 41	(8,749 59)
Txu Corp Com	Purchase			13-Jun-01	28-Nov-01	2 800	132,387 38	126,647 05	(5,740 31)
Tyco International Ltd	Gift			26-Aug-97	10-Jul-01	1,775	34,694 25	95,358 41	60,664 16
Tyco International Ltd	Gift			24-Oct-97	10-Jul-01				
Tyco International Ltd	Gift			07-Nov-97	10-Jul-01	1,200	22 754 82	64,467 64	41,712 82
Tyco International Ltd	Gift			07-Nov-97	10-Jul-01	2,050	38 872 82	110,132 25	71,259 43
Tyco Intl Ltd New Com	Purchase			18-Aug-99	16-Feb-01	2,900	150,545 81	166,042 94	15,497 13

RICHARD AND RHODA GOLDMAN FUND
94-6064502
YEAR ENDED DECEMBER 31, 2001

GAINS (LOSSES) - INVESTMENT SECURITIES

Description	How Acquired	Rate	Maturity	Date Acquired	Date Sold	Number of Shares or Par Value	Cost	Gross Sales Price	Gain (Loss)
Vastra Inc	Gift			30-Jan-98	28-Mar-01	732	6 59	6,208 98	6 202 39
Vectren Utility Hldgs Inc	Purchase	6 625%	01-Dec-11	11/28/01	12/08/01	250,000	251,337 50	251,167 50	(170 00)
Verisign, Inc	Purchase			02-Feb-98	20-Mar-01	7 100	50,284 21	282,215 60	231 931 39
Verisign, Inc	Purchase			16-Jul-98	20-Mar-01	4 800	50 700 00	190 793 63	140 093 63
Verisign, Inc	Purchase			24-May-00	20-Mar-01	7 100	737,920 04	256,132 49	(481,787 55)
Versign Inc	Purchase			20-Sep-00	20-Mar-01	300	56 156 25	10,822 50	(45 333 75)
Versign, Inc	Purchase			17-Nov-00	20-Mar-01	6 275	714,132 81	226,370 60	(487,762 21)
Veritas Software Co	Purchase			19-Apr-99	20-Mar-01	8,525	146,016 24	512 015 75	365 999 51
Veritas Software Co	Purchase			20-Sep-00	20-Mar-01	200	26,700 00	12,012 10	(14 687 90)
Veritas Software Co	Purchase			04-Jan-01	20-Mar-01	2,385	217,631 25	143,244 28	(74,386 97)
Veritas Software Corp Com	Purchase			28-Nov-01	17-Dec-01	150	6 132 00	6 577 28	445 28
Veritas Software Corp Com	Purchase			28-Jun-00	21-Dec-01	100	11,569 75	4,400 15	(7,169 60)
Veritas Software Corp	Purchase			24-Jan-00	25-May 01	100	10,352 15	7,605 05	(2,747 10)
Veritas Software Corp	Purchase			07-Mar-00	25-May-01	700	112,020 37	53 235 35	(58,785 02)
Veritas Software Corp	Purchase			19-Apr-00	25-May-01	4,600	526 807 93	349 632 29	(176,975 64)
Veritas Software Corp	Gift			09-Oct-98	09-Jul-01	2,470	16,514 04	120 640 43	104 126 39
Veritas Software Corp	Gift			01-Mar-00	09-Jul-01	1 000	21 326 20	48,842 27	27,516 07
Veritas Software Corp	Purchase			19 Apr-00	20-Nov-01	1,000	104,533 34	36,814 12	(67,719 22)
Veritas Software Corp	Purchase			19-Apr-00	20-Nov-01	1,950	203,640 00	71,787 53	(132,052 47)
Veritas Software Corp	Purchase			15-May-00	20-Nov-01	1 700	159,283 54	62,584 00	(96,699 54)
Veritas Software Corp	Purchase			14-Jun-00	20-Nov-01	3 450	470,090 63	127,008 69	(343 081 94)
Veritas Software Corp	Purchase			14-Jun-00	27-Dec-01	1 300	167 456 25	58,658 72	(108,797 53)
Veritas Software Corp	Purchase			21-Nov-00	27-Dec-01	2,300	223,886 00	103,780 81	(120,105 19)
Veritas Software Corp	Purchase			06-Feb-01	27-Dec-01	1,900	170,699 99	85 731 98	(84 968 01)
Veritas Software Corp	Purchase			06-Mar-01	27-Dec-01	450	29 741 09	20,304 94	(9,436 15)
Veritas Software Corp	Purchase			25-Jul-01	27-Dec-01	3,850	166,189 33	173,720 04	(12,469 29)
Verizon	Purchase	6 500%	15-Sep-11	15-Aug-01	11-Sep-01	125,000	124 717 50	127,853 75	3 136 25
Verizon Communications Com	Purchase			28-Jun-00	06-Jul-01	100	5 323 88	5,325 32	1 44
Verizon Communications Com	Gift			05-Sep-97	10-Jul-01	780	29,683 40	42,520 98	12 857 58
Verizon Communications Com	Purchase			01-Dec-00	17-Dec-01	600	33,720 96	28,355 05	(5 365 91)
Verizon Communications Com	Purchase			28-Jun-00	21-Dec-01	200	10,647 78	9,432 28	(1,215 48)
Verizon Global	Purchase	7 250%	01-Dec-10	13-Feb-01	26-Feb-01	740,000	759 339 60	753,682 60	(5 657 00)
Verizon Global Fdg Corp	Purchase			01/03/01	01/03/01	500 000	517,115 00	517,850 00	735 00
Verizon Global Fdg Corp	Purchase			01/03/01	01/03/01	500,000	517,175 00	517,850 00	675 00
Verizon Global Fdg Corp	Purchase			02/12/01	02/21/01	905,000	927,833 15	921 733 45	(6,099 70)
Verizon Global Fdg Corp	Purchase			02/13/01	02/21/01	900 000	923,348 00	916 641 00	(6,706 00)
Verizon New England	Purchase	6 500%	15-Sep-11	15-Aug-01	23-Oct-01	180 000	179,593 20	187,101 00	7 507 80
Verizon New England	Purchase	6 500%	15-Sep-11	12-Oct-01	30-Nov-01	325,000	333,996 00	331,652 75	(2 343 25)
Vertex Pharmaceuticals Inc Com	Purchase			02 May-01	17-Dec-01	200	7 748 12	4 733 84	(3 014 28)
Vertex Pharmaceuticals, Inc	Purchase			06-Dec-00	20-Mar-01	1 400	97,358 38	49,173 36	(48,185 02)
Vertex Pharmaceuticals, Inc	Purchase			29-Dec-00	20-Mar-01	600	43,727 34	21,074 30	(22,653 04)
Vertex Pharmaceuticals Inc	Purchase			02-Jan-01	20-Mar-01	600	40,609 20	21,074 29	(19 534 91)
Viacom Cl B	Gift			17-Feb-96	04-Jun-01	9,700	136,479 00	547,548 73	411,067 73
Viacom Com Cl B	Purchase			21-Dec-98	17-Dec-01	250	6 519 72	10,239 65	3,719 93
Viacom Com Cl B	Purchase			21-Dec-98	18-Dec-01	300	7 823 67	12,875 57	5 051 90
Viacom Com Cl B	Purchase			28-Jun-00	21-Dec-01	200	13,152 00	8,342 32	(4,809 68)
Viacom, Inc	Purchase	7 875%	30-Jul-30	09-Jan-01	17-Jan-01	750,000	785,482 50	798,202 60	12,720 00
Viacom, Inc	Purchase	7 700%	30-Jul-10	07-Aug-01	11-Sep-01	125 000	135,550 00	137,032 50	1 482 50
Viacom Inc Cl B	Purchase			27-Aug-98	20-Mar-01	7,269	188,589 54	333,050 11	146,460 57
Viacom Inc Cl B	Purchase			06-Oct-98	20-Mar-01	5,842	125,112 00	258,504 43	133,392 43
Viacom, Inc Cl B	Purchase			20-Sep-00	20-Mar-01	300	17,680 50	13,745 37	(3 935 13)
Viacom, Inc Cl B	Purchase			10-Oct-00	20-Mar-01	10,714	566 657 03	490,892 65	(75 764 38)
Viad Corp Com	Purchase			11-Dec-98	15-Feb-01	2,800	81,105 64	69,791 02	(11,314 62)
Viad Corp Com	Gift			16 Sep-98	10-Jul-01	315	7,848 92	8,492 11	643 19
Viad Corp Com	Purchase			11-Dec-98	01-Aug-01	650	18,828 10	15,722 97	(3,105 13)
Viad Corp Com	Purchase			31-Dec-98	01-Aug-01	950	28,658 75	22 979 73	(5 677 02)
Viad Corp Com	Purchase			21-Jan-99	01-Aug-01	800	16,713 48	14,513 52	(2,199 96)
Viad Corp Com	Purchase			21-Jan-99	26-Sep-01	700	19 499 06	13,008 92	(6 490 14)
Viad Corp Com	Purchase			08-Dec-99	26-Sep-01	900	26 642 25	16,725 76	(9 916 49)
Viad Corp Com	Purchase			10-Jul-00	26-Sep-01	1,800	51,051 24	33,451 52	(17,599 72)
Viasys Healthcare Inc	Purchase			25-Feb-00	27-Nov-01	44	474 76	799 43	324 67
Viasys Healthcare Inc	Purchase			16-Mar-01	27-Nov-01	14	218 48	258 45	39 97
Viasys Healthcare Inc	Purchase			16-Mar-01	30-Nov-01	0	6 78	7 51	0 73
Viasys Healthcare Inc	Purchase			10-Jun-99	29-Nov-01	1	4 39	5 95	1 56
Viasys Healthcare Inc	Purchase			10-Jun-99	27-Dec-01	1,068	14,072 02	19,207 41	5,135 39
Viasys Healthcare Inc	Purchase			10-Aug-98	27-Dec-01	1,169	13,805 15	21,063 29	7,458 14
Viasys Healthcare, Inc	Purchase			22-Sep-99	27-Dec-01	1,461	15 811 22	26,324 90	10,713 68
Vignette Corp	Purchase			26-Mar-99	30-Jan-01	6,500	73,409 51	57,815 77	(15,593 74)
Vignette Corp	Purchase			20-Apr-99	30-Jan-01	3,000	37,033 37	26 684 20	(10,349 17)
Vignette Corp	Purchase			22-Jul-99	30-Jan-01	7,800	97,157 45	69 378 92	(27,778 53)
Vishay Intertechnology Inc Com	Gift			22-Sep-99	10-Jul-01	518	13,328 85	11,193 60	(2 133 25)

RICHARD AND RHODA GOLDMAN FUND
94-6064502
YEAR ENDED DECEMBER 31, 2001

GAINS (LOSSES) - INVESTMENT SECURITIES

Description	How Acquired	Rate	Maturity	Date Acquired	Date Sold	Number of Shares or Par Value	Cost	Gross Sales Price	Gain (Loss)
Vishay Intertechnology Inc Com	Purchase			22-Sep-99	14-Nov-01	1 000	17,151 67	18,119 39	967 72
Vishay Intertechnology Inc Com	Purchase			22-Sep-99	17-Dec-01	400	6,860 67	8,107 72	1,247 05
Visteon Corp Com	Gift			28-Jun-96	10-Jul-01	187	1,207 15	3,533 43	2 326 28
Visteon Corp Com	Purchase			05-Oct-00	08-Aug-01	4,700	77 387 85	82 883 46	15,495 61
Visteon Corp Com	Purchase			05-Oct-00	07-Nov-01	1,000	16 465 50	12 263 39	(4 202 11)
Visteon Corp Com	Purchase			06-Oct-00	07-Nov-01	2,900	46,008 79	35,583 83	(10,444 96)
Vodafone Airtouch Plc	Purchase	7 750%	15 Feb-10	04/19/01	04/19/01	1,000,000	1,064 760 00	1 068 180 00	3 420 00
Vodafone Group Plc	Gift			30-May-97	10-Jul-01	7 500	83,455 25	161,358 41	77,903 16
Vodafone Group Plc	Gift			06-Jun-97	10-Jul-01	3 500	37,308 80	75 300 59	37,991 99
Vodafone Group Plc	Gift			22-Jun-98	10-Jul-01	8,845	4,763 88	18 827 66	14 083 78
Vodafone Group Plc	Purchase			10-Jul-98	14-Dec-01	3 500	82 663 00	89 544 51	6 881 51
Wa Mut Inc Com	Purchase			15-Nov-00	28-Jun-01	2 800	82,731 04	104,853 70	22,122 66
Wa Mut Inc Com	Purchase			15-Nov-00	17-Dec-01	250	7 386 70	7 677 24	290 54
Wa Mut Inc Com	Purchase			28-Jun-00	21-Dec-01	100	2 050 67	3,203 19	1,152 52
Wachovia Corp	Purchase			28-Jun-00	04-Dec-01	200		96 00	96 00
Wachovia Corp	Purchase			29-Jun-00	04-Dec-01	200		96 00	96 00
Wachovia Corp 2nd New Com	Purchase			28-Jun-00	21-Dec-01	200	5,402 00	6,302 38	900 38
Wal-Mart Stores	Purchase	6 875%	01-Aug-02	27-Jul-00	30-Mar-01	400,000	399 832 00	409,896 00	10 064 00
Wal-Mart Stores	Purchase	7 250%	01-Jun-13	27-Mar-01	23-May-01	400,000	439,316 00	432 184 00	(7,132 00)
Wal-mart Stores Inc Com	Purchase			02-Feb-00	18-Jan-01	2,600	154,058 32	139,515.24	(14 543 08)
Wal-mart Stores Inc Com	Purchase			28-Jun-00	28-Feb-01	100	5 682 25	5 007 33	(674 92)
Wal-mart Stores Inc Com	Gift			24-Nov-98	10-Jul-01	1,150	43,040 19	55 140 20	12,100 01
Wal-mart Stores Inc Com	Purchase			02 Feb-00	17-Dec-01	600	35 551 92	32 464 91	(3,087 01)
Wal-mart Stores Inc Com	Purchase			03-Aug-00	17-Dec-01	100	5 493 94	5 410 82	(83 12)
Wal-mart Stores Inc Com	Purchase			28-Jun-00	21 Dec-01	400	22,729 00	23,032 43	303 43
Walgreen Co Com	Purchase			27-Jun-00	18-Dec-01	400	12 003 68	13 171 56	1 167 88
Walgreen Co Com	Purchase			28-Jun-00	21-Dec-01	100	3,001 00	3,367 18	366 18
Walgreen Co	Purchase			26-May 98	13 Mar-01	8 000	115,127 08	323 252 79	208,125 71
Walgreen Co	Purchase			17-Jun-98	13-Mar-01	8 000	167 578 60	323,252 79	155,674 19
Walgreen Co	Purchase			17-Jun 98	14-Dec-01	1,000	3,418 58	31 138 96	27,720 38
Walgreen Co	Purchase			28-Sep-98	14-Dec-01	1,100	37,286 53	34,252 85	(3 033 68)
Washovia Corp Warrants	Purchase			27-Jun-00	04-Dec-01	9,500		4,560 00	4,560 00
Waters Corp Com	Purchase			16-Dec-98	17-Dec-01	250	5,080 63	8,889 70	3 809 07
Waters Corp	Gift			27-Dec-99	09-Jul-01	400	9,597 85	10 107 86	509 81
Watson Pharmaceuticals Inc Com	Purchase			07-Sep-00	02-Oct-01	1 700	115 591 84	95 209 57	(20,382 27)
Watson Pharmaceuticals Inc Com	Purchase			11-Sep-00	02-Oct-01	800	53,957 68	44 804 50	(9,153 18)
Watson Pharmaceuticals Inc Com	Purchase			12-Sep-00	02-Oct-01	2,900	185,942 49	182,416 33	(23 526 16)
Watson Pharmaceuticals Inc Com	Purchase			31-May-01	02-Oct-01	800	48 990 16	44,804 51	(4 185 65)
Weatherford International	Purchase	6 625%	15-Nov-11	08-Nov-01	20-Nov-01	140 000	138,822 60	137,450 60	(1,372 00)
Weatherford International, Inc	Purchase			17 Mar-99	13-Mar-01	4,500	75,020 69	253,648.26	178 627 57
Weatherford International, Inc	Purchase			22-Apr-99	13-Mar-01	8,300	166,668 11	467,840 12	301,172 01
Weatherford International, Inc	Purchase			13-May-99	13-Mar-01	5 700	127,474 44	321 287 79	193,813 35
Weatherford International, Inc	Purchase			30-Sep-99	13-Mar-01	5,000	108 454 60	281,831.38	173 376 78
Weatherford International, Inc	Gift			12-Sep-07	10-Jul-01	1,350	29,159 69	60,113 70	30 954 01
Weatherford International, Inc	Gift			22-Feb-99	10-Jul-01	490	5,806 30	21,819 04	16,012 74
Weatherford International, Inc	Purchase			30-Sep-99	14-Dec-01	1,500	32,463 98	52,168 26	19,704 28
Weatherford International, Inc	Purchase			10-Dec-99	14-Dec-01	2,800	61 981 51	97,380 75	35 399 24
Webmethods, Inc	Purchase			29-Jun-00	20-Mar-01	1,001	134,213 23	30,779 73	(103 433 50)
Webmethods, Inc	Purchase			07-Aug-00	20-Mar-01	1,265	135,677 64	38,423 08	(97,254 56)
Wellpoint Health Networks, Inc Cl A	Purchase			23-Sep-99	15-Oct-01	700	45 329 69	75,613 72	30,284 03
Wellpoint Health Networks, Inc Cl A	Purchase			14-Jan-00	15-Oct-01	1 000	71 477 50	108,019 60	36 542 10
Wellpoint Health Networks, Inc Cl A	Purchase			14-Apr-00	15-Oct-01	1,500	108,341 25	162,029 40	53,688 15
Wellpoint Health Networks, Inc Cl A	Purchase			02-May-00	15-Oct-01	100	7,216 50	10,601 96	3 585 46
Wellpoint Hlth Networks Inc Cl A	Gift			20-Nov-96	11-Jan-01	625	18,831 25	67 472 75	48 641 50
Wellpoint Hlth Networks Inc Cl A	Gift			20-Nov-96	28-Mar-01	300	8 943 00	26,094 26	17,151 26
Wellpoint Hlth Networks Inc Cl A	Gift			20-Nov-96	10-Jul-01	98	2,921 38	9,472 36	6 550 98
Wellpoint Hlth Networks Inc Cl A	Gift			20-Nov-96	10-Jul-01	410	15,650.25	39,629.27	23,979 02
Wellpoint Hlth Networks Inc Cl A	Purchase			20-Nov-96	14-Nov-01	150	4,471 50	17 097 92	12,626 42
Wellpoint Hlth Networks Inc Cl A	Purchase			20-Nov-96	17-Dec-01	7	208 67	803 64	594 97
Wellpoint Hlth Networks Inc Cl A	Purchase			20-Nov-96	17-Dec-01	50	1,490 50	5 740 30	4,249 80
Wellpoint Hlth Networks Inc Cl A	Purchase			23-Apr-97	17-Dec-01	93	3,868 50	10,676 97	6,808 47
Wellpoint Hlth Networks Inc Cl A	Purchase			23-Apr-97	18-Dec-01	5	207 88	577 93	369 95
Wellpoint Hlth Networks Inc Cl A	Purchase			21-Oct-97	18-Dec-01	85	5,399 56	10,980 68	5 581 12
Wells Fargo & Co New Com Stk	Purchase			26-Jun-00	28-Feb-01	100	4 101 00	4,962 33	861 33
Wells Fargo & Co New Com Stk	Purchase			13-Dec-01	17-Dec-01	200	8,631 60	8,585 71	(45 89)
Wells Fargo & Co New Com Stk	Purchase			28-Jun-00	21-Dec-01	200	8,202 00	8 632 31	430 31
Wells Fargo & Co	Purchase	7 250%	24-Aug-05	31-Oct-00	11-Jul-01	505,000	509,444 00	534,816.20	25 472.20
Wells Fargo & Company	Purchase			07-May-92	01-Oct-01	2 900	28,011 10	126,354.29	98,343 19
Wells Fargo & Company	Purchase			07-May-92	02-Oct-01	1,700	16,420.30	74,525.85	58,105 55
Westvaco Corp Com	Purchase			20-Sep-00	01-Feb-01	2,100	53,973 78	56,148 76	2,174 98
Westvaco Corp Com	Purchase			21-Sep-00	01-Feb-01	100	2,624 07	2,673 75	49 68

RICHARD AND RHODA GOLDMAN FUND
94-6064502
YEAR ENDED DECEMBER 31, 2001

GAINS (LOSSES) - INVESTMENT SECURITIES

Description	How Acquired	Rate	Maturity	Date Acquired	Date Sold	Number of Shares or Par Value	Gross Sales Price	Gross Cost	Gain (Loss)
Westvaco Corp Com	Purchase			09-Jun-00	02-Feb-01	2,000	55,370.00	52,845.24	(2,524.76)
Westvaco Corp Com	Purchase			20-Sep-00	02-Feb-01	100	2,870.18	2,832.28	37.90
Westvaco Corp Com	Purchase			21-Sep-00	21-Mar-01	2,000	52,481.40	48,139.99	(4,341.41)
Westvaco Corp Com	Purchase			27-Sep-00	21-Mar-01	1,850	39,899.71	37,308.49	(2,591.22)
Westwood 1 Inc Com	Purchase			07-Jun-01	17-Dec-01	200	8,892.00	8,901.60	(9.60)
Westwood One, Inc	Purchase			24-Aug-95	20-Mar-01	11,600	103,875.00	251,039.97	147,164.97
Westwood One, Inc	Purchase			24-Nov-98	20-Mar-01	400	5,067.82	8,656.55	3,588.73
Westwood One, Inc	Purchase			02-Dec-95	20-Mar-01	400	5,212.50	8,656.55	3,444.05
Weyerhaeuser Co	Purchase			13-Mar-92	21-Nov-01	1,500	50,325.00	81,067.50	30,742.50
Weyerhaeuser Co	Purchase			04-Jun-92	21-Nov-01	700	23,922.50	37,531.49	13,608.99
Weyerhaeuser Co	Purchase			04-Jun-92	08-Dec-01	1,300	44,427.50	67,970.70	23,543.20
Weyerhaeuser Co	Purchase			31-Jul-92	08-Dec-01	3,000	103,850.00	168,855.45	65,005.45
Weyerhaeuser Co	Purchase			19-Apr-95	08-Dec-01	300	11,712.00	18,885.54	7,173.54
Wgl Hldgs Inc Com	Purchase			21-Feb-01	16-May-01	2,750	75,570.00	79,472.34	3,902.34
Whirlpool Corp	Purchase			10-Oct-94	03-Aug-01	2,800	140,112.00	200,347.03	60,235.03
Williams Co Inc Com	Purchase			28-Jun-00	31-May-01	6,200	228,669.67	243,741.14	17,071.47
Williams Co Inc Com	Purchase			28-Jun-00	01-Jun-01	2,200	80,431.18	85,144.19	4,713.01
Williams Communications Group Inc	Purchase			28-Jun-00	03-May-01	0	0.69	0.69	0.11
Williams Communications Group Inc	Purchase			28-Jun-00	07-May-01	740	2,885.98	4,334.47	1,448.49
Williams Communications Group Inc	Purchase			28-Jun-00	08-May-01	0	0.04	0.05	0.01
Williams Communications Group Inc Com	Purchase			28-Jun-00	03-May-01	0	0.60	0.69	0.09
Williams Communications Group Inc Com	Purchase			28-Jun-00	11-May-01	6,908	27,431.07	34,376.50	6,945.43
Williams Companies	Purchase	7.500%	15-Jan-31	11-Jan-01	17-Jan-01	500,000	495,350.00	496,465.00	1,115.00
Wisconsin Energy Com	Purchase			07-Feb-01	17-Dec-01	400	8,344.00	8,631.71	287.71
Wisconsin Energy Corp	Purchase	8.500%	01-Apr-11	03/23/01	05/08/01	535,000	533,790.80	530,147.55	(3,643.25)
Wisconsin Energy Corp	Purchase	8.500%	01-Apr-11	23-Mar-01	11-May-01	325,000	324,265.50	322,052.25	(2,213.25)
Worldcom Inc	Purchase	6.125%	15-Aug-01	12/17/99	02/13/01	1,475,000	1,470,169.49	1,476,929.00	6,759.51
Worldcom Inc	Purchase	6.950%	15-Aug-28	02/21/01	02/21/01	1,000,000	847,042.52	852,930.00	5,887.48
Worldcom Inc Ga New Mcl Group Com	Purchase			10-Jan-01	08-Aug-01	420	8,460.63	4,931.93	(3,528.70)
Worldcom Inc Ga/mcl Group	Purchase			28-Jun-00	08-Jun-01	200	8,738.17	3,699.87	(5,038.30)
Worldcom Inc Ga/mcl Group	Purchase			28-Jun-00	15-Jun-01	24	1,046.58	429.34	(617.24)
Worldcom Inc/worldco	Purchase			28-Jun-00	18-Mar-01	100	4,492.63	1,743.69	(2,748.94)
Worldcom Inc/worldco	Purchase			10-Jan-01	08-Aug-01	10,500	209,036.37	145,443.24	(63,593.13)
Worldcom Inc/worldco	Purchase			28-Jun-00	21-Dec-01	100	4,317.67	1,476.25	(2,841.42)
Worldcom, Inc	Gift			01-Oct-97	01-Jan-01	5,000	118,639.50	95,934.30	(23,705.20)
Worldcom, Inc	Gift			01-Oct-97	08-Feb-01	2,500	59,819.75	52,498.25	(7,321.50)
Worldcom, Inc	Purchase	6.250%	15-Aug-03	26-Jun-00	20-Feb-01	435,000	419,570.55	430,597.80	11,027.25
Worldcom, Inc	Purchase	6.400%	15-Aug-05	14-Sep-00	28-Feb-01	400,000	386,712.00	389,168.00	2,456.00
Worldcom, Inc	Gift			04-Sep-98	08-Jul-01	3,254	49,858.19	45,583.62	(4,274.57)
Worldcom, Inc	Purchase	8.250%	15-May-31	09-May-01	24-Jul-01	75,000	73,573.50	75,964.50	2,391.00
Worldcom, Inc	Purchase	7.500%	15-May-11	09-May-01	24-Jul-01	125,000	123,630.00	124,416.25	786.25
Worldcom, Inc	Purchase	8.250%	15-May-31	09-May-01	25-Jul-01	175,000	171,671.50	176,918.25	5,246.75
Worldcom, Inc	Purchase	8.250%	15-May-31	09-May-01	31-Jul-01	120,000	117,717.80	121,393.20	3,675.40
Worldcom, Inc	Purchase	8.250%	15-May-31	09-May-01	31-Jul-01	25,000	24,524.50	25,237.00	712.50
Worldcom, Inc	Purchase	8.250%	15-May-31	15-May-01	31-Jul-01	25,000	24,693.75	25,237.00	543.25
Worldcom, Inc	Purchase	7.500%	15-May-11	09-May-01	20-Aug-01	128,000	123,630.00	125,836.25	2,206.25
Worldcom, Inc	Purchase	8.250%	15-May-31	15-May-01	20-Aug-01	25,000	24,693.75	25,335.00	641.25
Worldcom, Inc	Gift			01-Oct-97	28-Sep-01	1,200	25,128.68	17,391.94	(7,736.74)
Worldcom, Inc	Purchase	7.500%	15-May-11	09-May-01	09-Oct-01	25,000	24,726.00	25,999.50	1,273.50
Worldcom, Inc	Purchase	7.500%	15-May-11	06-Jun-01	09-Oct-01	80,000	79,833.80	82,878.40	3,044.60
Worldcom, Inc	Gift			01-Oct-97	27-Nov-01	5,100	125,819.08	76,505.09	(49,313.99)
Worldcom, Inc. MCI Group	Purchase			01-Oct-97	30-Jul-01	1,800	40,109.17	21,149.59	(18,959.58)
Xcel Energy Inc Com	Purchase			28-Jun-00	21-Dec-01	100	2,007.21	2,748.20	740.99
Xcel Energy, Inc	Purchase	7.000%	01-Dec-10	14-Dec-00	19-Jan-01	250,000	249,290.00	249,817.50	527.50
Xcel Energy, Inc	Purchase	7.000%	01-Dec-10	14-Dec-00	22-Jan-01	250,000	249,290.00	251,580.00	2,290.00
Xerox Corp Com	Purchase			28-Jun-00	21-Dec-01	100	1,919.76	881.28	(1,038.48)
Xilinx, Inc	Purchase			09-Dec-97	20-Mar-01	11,200	104,823.68	616,882.80	411,059.12
Xilinx, Inc	Purchase			10-Feb-98	20-Mar-01	3,900	38,183.76	165,819.48	127,635.72
Xilinx, Inc	Purchase			08-Oct-98	20-Mar-01	4,000	33,501.20	184,244.65	150,743.45
XL Capital Ltd Cl A	Purchase			31-Aug-01	21-Dec-01	100	8,291.90	9,022.99	731.09
XL Capital Ltd	Gift			20-Mar-00	04-Jun-01	1,530	65,419.00	122,931.39	57,512.39
XTO Energy Inc Com	Purchase			29-Aug-01	17-Dec-01	400	5,818.00	6,003.79	185.79
Yahoo! Inc	Purchase			22-Jul-98	20-Mar-01	3,432	73,876.81	54,462.60	(19,414.21)
Yahoo! Inc	Purchase			10-Aug-98	20-Mar-01	134	1,882.92	2,129.49	246.57
Yahoo! Inc	Purchase			09-Oct-98	20-Mar-01	2,780	33,888.07	44,115.97	10,227.90
Yahoo!, Inc	Purchase			12-Oct-98	20-Mar-01	4,800	136,843.78	78,171.44	(58,672.34)
Zale Corp New Com Stk	Purchase			02-May-01	07-Jun-01	1,900	63,726.00	62,840.90	(885.10)
Zimmer Hldgs Inc Com	Purchase			01-Dec-00	24-Oct-01	80	1,954.72	1,785.54	(169.18)
Zimmer Hldgs Inc Com	Purchase			10-Jan-01	24-Oct-01	130	4,145.23	3,868.67	(276.56)
Zimmer Holdings, Inc	Purchase			15-Jun-00	10-Aug-01	2,485	68,523.20	69,342.91	819.71

NET CAPITAL LOSS FROM PARTNERSHIPS

606,939,833.66 605,051,429.13 (1,888,404.53)

820,070.00 (820,070.00)

807,759,903.66 (2,708,474.53)

RICHARD AND RHODA GOLDMAN FUND
ONE LOMBARD STREET, SUITE 303
SAN FRANCISCO, CALIFORNIA 94111

Schedule of Depreciation, Part II, Line 14

Description	Placed In Service	Method	Life	Cost	Accumulated	2001		Accumulated
					Depreciation 12/31/2000	Addition	Disposals	Depreciation 12/31/2001
Office Computers & Peripherals	10/31/89	S/L	5 Years		2,136 75		2,136 75	
Office Computers & Peripherals	10/31/90	S/L	5 Years	1,714 93	1,714 93			1,714 93
Office Computers & Peripherals	12/31/94	S/L	5 Years	2,059 42	2,059 42			2,059 42
Office Computers & Peripherals	12/31/96	S/L	5 Years	22,051 26	19,850 97	2,200 29		22,051 26
Office Computers & Peripherals	12/31/97	S/L	5 Years	19,607 79	13,962 00	3,922 00		17,884 00
Office Computers & Peripherals	12/31/98	S/L	4 Years	7,730 63	5 281 00	1,933 00		7,214 00
Office Computers & Peripherals	12/31/99	S/L	4 Years	29,278 65	11,001 00	7,320 00		18,321 00
Office Computers & Peripherals	12/31/00	S/L	4 Years	9,720 20	656 00	2,430 00		3,086 00
Office Computers & Peripherals	03/01/01	S/L	4 Years	1,503 51		321 00		321 00
Office Computers & Peripherals	04/25/01	S/L	4 Years	296 46		49 00		49 00
Office Computers & Peripherals	08/21/01	S/L	4 Years	900 00		84 00		84 00
Office Computers & Peripherals	10/17/01	S/L	4 Years	1 717 68		89 00		89 00
Total Office Computers & Peripherals				96 580 53	56 662 07	18,348 29	2 136 75	72 873 61
Office Equipment	10/31/84	S/L	5 Years		686 76		686 76	
Office Equipment	10/31/88	S/L	5 Years	900 00	900 00			900 00
Office Equipment	10/31/89	S/L	5 Years	7,453 00	8,571 26		1,118 26	7,453 00
Office Furniture	10/31/91	S/L	7 Years	9,977 26	13,849 92		3,872 66	9,977 26
Office Equipment	10/31/91	S/L	5 Years	7,384 99	8,353 83		968 84	7,384 99
Office Equipment	10/31/93	S/L	5 Years	2,008 89	2,008 89			2,008 89
Office Furniture	10/31/93	S/L	7 Years	9,929 06	9,929 06			9,929 06
Office Equipment	12/31/95	S/L	5 Years	1,861 50	1,861 50			1,861 50
Office Equipment	12/31/96	S/L	5 Years	3 609 77	3,524 00	393 40	307 63	3,609 77
Office Equipment	12/31/97	S/L	5 Years	10,683 18	7,607 00	2,137 00		9,744 00
Office Furniture	12/31/97	S/L	7 Years	14,486 30	8,164 00	2,133 00	265 00	10,032 00
Office Furniture	12/31/98	S/L	7 Years	12,037 52	4,421 00	1,720 00		6,141 00
Office Equipment	12/31/99	S/L	5 Years	2,317 65	744 00	464 00		1,208 00
Office Furniture	12/31/99	S/L	7 Years	4,146 91	964 00	592 00		1,556 00
Office Furniture	12/31/00	S/L	7 Years	5,514 80	438 00	788 00		1,226 00
Office Furniture	01/02/01	S/L	7 Years	2,645 72		378 00		378 00
Office Furniture	03/06/01	S/L	7 Years	1,188 00		141 00		141 00
Office Furniture	12/21/01	S/L	7 Years	104 268 44		620 00		620 00
Total Office Furniture & Equipment				200 412 99	72 023 22	9 366 40	7,219 15	74 170 47
Leasehold Improvements	10/31/91	S/L	10 Years		28,024 47	3,230 00	31,254 47	
Leasehold Improvements	10/31/93	S/L	8 Years	16,935 09	16,230 00	705 09		16,935 09
Leasehold Improvements	12/31/96	S/L	5 Years	849 79	6,012 00	666 01	5,828 22	849 79
Leasehold Improvements	12/31/97	S/L	4 Years		2,373 00	338 10	2,711 10	
Leasehold Improvements	12/31/98	S/L	3 Years	7,079 76	5,153 00	1,926 76		7,079 76
Leasehold Improvements	03/31/00	S/L	10 Years	7,994 21	174 00	799 00		973 00
Leasehold Improvements	11/04/01	S/L	10 Years	101 129 49		1,687 00		1 687 00
Total Leasehold Improvements				133,988 34	57 966 47	9 351 96	39,793 79	27,524 64
Portrait of RNG and RHG 07/09/98				48,398 00	-	-	-	-
TOTALS				479,379 86	186 651 76	37 066 65	49,149 69	174 568 72

Investor Reporting of Tax Shelter Registration Number

▶ Attach to your tax return

▶ If you received this form from a partnership, S corporation, or trust, see the instructions

Investor's name(s) shown on return		Investor's identifying number	Investor's tax year ended
RICHARD AND RHODA GOLDMAN FUND		94-6064502	12/31/2001
(a) Tax Shelter Name		(b) Tax Shelter Registration Number (11-digit number)	(c) Tax Shelter Identifying Number
1	FOURTH SEATTLE ASSOCIATES, LP	96262000233	94-3232549
2	SFDH ASSOCIATES, LP	93302000398	94-3186570
3			
4			
5			
6			
7			
8			
9			
10			

General Instructions

Section references are to the Internal Revenue Code

Purpose of Form

Use Form 8271 to report the tax shelter registration number the IRS assigns to certain tax shelters required to be registered under section 6111 ("registration-required tax shelters") and to report the name identifying number of the tax shelter. This information must be reported even if the particular interest is producing net income for the filer of Form 8271. Use additional forms to report more than 10 tax shelter registration numbers.

Note. A tax shelter registration number does not indicate that the tax shelter or its claimed tax benefits have been reviewed, examined, or approved by the IRS.

Who Must File

Any person claiming or reporting any deduction, loss, credit, or other tax benefit, or reporting any income on any tax return from an interest purchased or otherwise acquired in a registration-required tax shelter must file Form 8271. If you are an investor in a partnership or an S corporation, look at item G, Schedule K-1 (Form 1065), or item C, Schedule K-1 (Form 1120S). If a tax shelter registration number or the words "Applied for" appear there, then the entity is a registration-required tax shelter. If the interest is purchased or otherwise acquired by a pass-through entity, both the pass-through entity and its partners, shareholders, or beneficiaries must file Form 8271.

A pass-through entity that is the registration-required tax shelter does not have to prepare Form 8271 and give copies to its partners, shareholders, or beneficiaries unless the pass-through entity itself has invested in a registration-required tax shelter.

In certain cases, a tax shelter that does not expect to reduce the cumulative tax liability of any investor during the 5-year period ending after the date the investment is first offered for sale may be considered a "projected income investment." Such a tax shelter will not have to register, and thus not have to furnish a tax shelter registration number to investors, unless and until it ceases to be a projected income investment. It is possible, therefore, that you may not be furnished a tax shelter registration number, and not have to report it, for several years after you purchase or otherwise acquire your interest in the tax shelter. If you are later furnished a tax shelter registration number because the tax shelter ceased to be a projected income investment, follow these instructions. However, you must file Form 8271 only for tax years ending on or after the date the tax shelter ceases to be a projected income investment.

Note. Even if you have an interest in a registration-required tax shelter, you do not have to file Form 8271 if you did not claim or report any deduction, loss, credit, or other tax benefit, or report any income on your tax return from an interest in the registration-required tax shelter. This could occur, for example, if for a particular year you are unable to claim any portion of a loss because of the passive activity loss limitations, and that loss is the only tax item reported to you from the shelter.

Filing Form 8271

Attach Form 8271 to any return on which a deduction, loss, credit, or other tax benefit is claimed or reported, or any income reported, from an interest in a registration-required tax shelter. These returns include applications for tentative refunds (Form 1045 and 1139) and amended returns (Form 1040X and 1120X).

Furnishing Copies of Form 8271 to Investors

A pass-through entity that has invested in a registration-required tax shelter must furnish copies of its Form 8271 to its partners, shareholders, or beneficiaries.

However, in the case where (a) the pass-through entity acquired at least a 50% interest in one tax year in a registered tax shelter (and in which it had not held an interest in a prior year), and (b) the investment would not meet the definition of a tax shelter immediately following the acquisition if it had been offered for sale at that time, the pass-through entity need not distribute copies of Form 8271 to its investors. The pass-through entity alone is required to prepare Form 8271 and include it with the entity tax return.

Penalty for Not Including Registration Number on Return

A \$250 penalty will be charged for each failure to include a tax shelter registration number on a return on which it is required to be included unless the failure is due to reasonable cause.

Specific Instructions Investor's Identifying Number

Enter the social security number or employer identification number shown on the return to which this Form 8271 is attached.

Investor's Tax Year Ended

Enter the date the tax year ended for the return to which this Form 8271 is attached.

FORM 990PF, PART I - CONTRIBUTIONS, GIFTS AND GRANTS RECEIVED
=====

NAME AND ADDRESS -----	DATE ----	DIRECT PUBLIC SUPPORT -----
RICHARD GOLDMAN 49 STEVENSON STREET, SAN FRANCISCO, CA 94105	06/04/2001	2,080,671.
RICHARD GOLDMAN 49 STEVENSON STREET, SAN FRANCISCO, CA 94105	02/28/2001	197,276.
RICHARD GOLDMAN 49 STEVENSON STREET, SAN FRANCISCO, CA 94105	01/12/2001	325,109.
RICHARD GOLDMAN 49 STEVENSON STREET, SAN FRANCISCO, CA 94105	06/07/2001	24,236.
RICHARD GOLDMAN 49 STEVENSON STREET, SAN FRANCISCO, CA 94105	03/27/2001	6,209.
RICHARD GOLDMAN 49 STEVENSON STREET, SAN FRANCISCO, CA 94105	01/31/2001	4,105,890.
RICHARD GOLDMAN 49 STEVENSON STREET, SAN FRANCISCO, CA 94105	06/22/2001	4,934,412.

FORM 990PF, PART I - CONTRIBUTIONS, GIFTS AND GRANTS RECEIVED
=====

NAME AND ADDRESS -----	DATE ----	DIRECT PUBLIC SUPPORT -----
RICHARD GOLDMAN 49 STEVENSON STREET, SAN FRANCISCO, CA 94105	06/26/2001	4,957,352.
RICHARD GOLDMAN 49 STEVENSON STREET SAN FRANCISCO, CA 94105	06/27/2001	282,639.
RICHARD GOLDMAN 49 STEVENSON STREET, SAN FRANCISCO, CA 94105	07/12/2001	120,605.
RICHARD GOLDMAN 49 STEVENSON STREET, SAN FRANCISCO, CA 94105	07/02/2001	245,439.
RICHARD GOLDMAN 49 STEVENSON STREET, SAN FRANCISCO, CA 94105	12/01/2001	2,500,000.
TOTAL CONTRIBUTION AMOUNTS		----- 19,779,838. =====

FORM 990PF, PART I - OTHER INCOME

DESCRIPTION -----	REVENUE AND EXPENSES PER BOOKS -----	NET INVESTMENT INCOME -----
BELLEVUE ASSOCIATES		
ORDINARY INCOME	66,854.	4,336.
BOOK TO TAX DIFFERENCE	-3,410.	
FIFTH ALDER ASSOCIATES		
ORDINARY INCOME	32,569.	321.
BOOK TO TAX DIFFERENCE	-5,425.	
FOURTH SEATTLE ASSOCIATES		
ORDINARY INCOME	26,135.	429.
BOOK TO TAX DIFFERENCE	13,510.	
M & S BALANCED PROPERTY		
RENTAL INCOME	14,747.	8,347.
BOOK TO TAX DIFFERENCE	-614.	
M & S CALIFORNIA FUND		
RENTAL INCOME	26,585.	13,675.
BOOK TO TAX DIFFERENCE	-1.	
M & S DENVER TECH CENTER - RENTAL INCOME	20,901.	18,699.
M & S INCOME AND GROWTH		
RENTAL INCOME	25,439.	13,037.
BOOK TO TAX DIFFERENCE	-7.	
M & S TRIAD CENTER		
RENTAL INCOME	22,916.	18,616.
BOOK TO TAX DIFFERENCE	-5.	
NEW ENTERPRISE ASSOCIATES VI		
ORDINARY INCOME	NONE	NONE
BOOK TO TAX DIFFERENCE	-21.	
SFDH ASSOCIATES L.P.		
ORDINARY INCOME	30,600.	596.
BOOK TO TAX DIFFERENCE	914.	
U.S. VENTURE PARTNERS IV - BOOK TO TAX D	-268,064.	
U.S. VENTURE PARTNERS V - BOOK TO TAX DIFFERENCE	-434,538.	
WPG CORP DEV ASSOC. IV		
ORDINARY INCOME	-1,005.	

FORM 990PF, PART I - OTHER INCOME
=====

DESCRIPTION -----	REVENUE AND EXPENSES PER BOOKS -----	NET INVESTMENT INCOME -----
BOOK TO TAX DIFFERENCE	8,536.	
WPG CORP DEV ASSOC. V - BOOK TO TAX DIFF	-1,547,797.	
WPG VENTURE ASSOC. VI - BOOK TO TAX DIFF	-49,061.	
MISCELLANEOUS INCOME	18,274.	
EXCISE TAX REFUND FROM 2000	887,203.	
TOTALS	----- -1,114,765. =====	----- 78,056. =====

FORM 990PF, PART I - LEGAL FEES

=====

DESCRIPTION	REVENUE AND EXPENSES PER BOOKS	NET INVESTMENT INCOME	ADJUSTED NET INCOME	CHARITABLE PURPOSES
-----	-----	-----	-----	-----
LEGAL FEES	18,413.			18,413
TOTALS	18,413.	NONE	NONE	18,413
	=====	=====	=====	=====

FORM 990PF, PART I - ACCOUNTING FEES

DESCRIPTION	REVENUE AND EXPENSES PER BOOKS	NET INVESTMENT INCOME	ADJUSTED NET INCOME	CHARITABLE PURPOSES
ACCOUNTING - INTERNAL	23,069.	11,535.		11,535
ACCOUNTING - EXTERNAL	24,800.	12,400.		12,400
TOTALS	47,869.	23,935.	NONE	23,935

FORM 990PF, PART I - OTHER PROFESSIONAL FEES

=====

DESCRIPTION -----	REVENUE AND EXPENSES PER BOOKS -----	NET INVESTMENT INCOME -----
INVESTMENT COUNSEL	1,171,090.	1,171,090.
CUSTODIAN FEES	68,573.	68,573.
	-----	-----
TOTALS	1,239,663.	1,239,663.
	=====	=====

FORM 990PF, PART I - TAXES

=====

DESCRIPTION -----	REVENUE AND EXPENSES PER BOOKS -----	NET INVESTMENT INCOME -----	CHARITABLE PURPOSES -----
EXCISE TAX FOR YEAR ENDED 12/31/2001	117,806.		
EXCISE TAX O/P APPLIED FORM 2000	887,203.		
FRANCHISE TAX BOARD	20.		
FILING FEE	25.		
PAYROLL TAXES	59,120.		59,120
PROPERTY TAXES	1,591.	239.	1,352
EXCISE TAX FOR YEAR ENDED 12/31/2000			
PROPERTY TAX FOR RENTAL PROPERTY	1,539.		
	-----	-----	-----
TOTALS	1,067,304.	239.	60,472
	=====	=====	=====

FORM 990PF, PART I - OTHER EXPENSES
 =====

DESCRIPTION -----	REVENUE AND EXPENSES PER BOOKS -----	NET INVESTMENT INCOME -----	CHARITABLE PURPOSES -----
RECEPTIONIST	8,925.		8,925.
OFFICE SUPPLIES	24,030.		24,030.
TELEPHONE EXPENSE	6,717.		6,717.
POSTAGE AND DELIVERY	8,150.		8,150.
REPAIRS AND MAINTENANCE	6,490.		6,490.
ANNUAL REPORT	59,880.		59,880.
CONSULTANT FEES	162,326.		162,325.
INSURANCE	6,869.		6,869.
PASS THROUGH DEDUCTIONS FROM			
PARTNERSHIPS	250,731.	250,731.	
COMPUTER SERVICES	20,573.		20,573.
PUBLIC RELATIONS	13,926.		13,926.
	-----	-----	-----
TOTALS	568,617.	250,731.	317,885.
	=====	=====	=====

RICHARD AND RHODA GOLDMAN FUND

94-6064502

YEAR ENDED DECEMBER 31, 2001

SCHEDULE OF SECURITIES

U S OBLIGATIONS	PAR VALUE	COST	FAIR MARKET VALUE
Federal Home Loan Bank	2,569,000	2,523,112	2,577,685
Federal Home Loan Mortgage Corp	9,841,804	9,838,975	9,919,115
Federal National Mortgage Assn	24,173,828	24,209,571	24,150,050
Government National Mortgage Assn	3,178,362	3,205,571	3,246,482
U S Treasury Bills	5,235,000	5,216,591	5,227,812
U S Treasury Bonds	18,455,000	15,601,995	15,426,787
U S Treasury Notes	30,240,000	31,668,381	31,860,461
Total U S Obligations		92,264,196	92,408,392

RICHARD AND RHODA GOLDMAN FUND
94-6064502
YEAR ENDED DECEMBER 31, 2001

SCHEDULE OF SECURITIES

STOCKS	NUMBER OF SHARES	COST	FAIR MARKET VALUE
1st Tennessee National Corp	2,500	81,745	90,650
5th 3rd Bancorp	1,022	42,498	62,679
Abbott Labs	5,050	227,477	281,538
ADC Telecommunications Inc	1,500	55,910	6,900
Adobe Systems Inc	400	25,353	12,420
Advanced Micro Devices Inc	600	23,307	9,515
AES Corp	1,000	48,013	16,350
Aetna Inc	300	10,425	9,897
Affiliated Computer Svcs Inc Cl A	1,550	114,266	164,502
Aflac Inc	1,000	23,818	24,560
Agco Corp	4,850	65,729	76,532
Agilent Technologies Inc	872	47,658	24,860
AGL Resources Inc	2,800	67,504	64,456
Air Products & Chemical Inc	12,400	339,849	581,684
Airborne Inc	3,150	43,439	46,715
Akzo Nobel Adr	12,500	559,110	560,625
Alberto-Culver Co Cl B	100	3,102	4,473
Albertsons Inc	3,850	120,288	121,237
Alcan Inc	600	18,774	21,558
Alcoa Inc	29,650	482,982	1,054,058
Allegheny Energy Inc	2,150	69,641	77,873
Allegry Technologies Inc	100	1,983	1,674
Allergan Inc	200	14,765	15,010
Allied Waste Industries Inc	400	3,696	5,624
Alistate Corp	1,300	31,389	43,810
Alltel Corp	1,900	108,389	117,287
Altera Corp	700	35,539	14,854
Ambac Financial Group	25,150	1,370,931	1,455,179
Amerada Hess Corp	16,900	954,094	1,056,250
Ameren Corp	300	10,215	12,690
Ameren Corp	14,500	514,816	613,350
American Electric Power Co Inc	14,600	491,320	635,538
American Express Co	2,500	134,972	89,224
American Greetings Corp Cl A	100	2,055	1,378
American Home Products Corp	39,700	2,279,209	2,435,992
American International Group Inc	32,429	2,697,249	2,574,863
American Power Conversion Corp	400	16,092	5,784
American Standard Companies Inc	1,550	64,380	105,757
Americredit Corp	1,700	50,962	53,635
Amerisourcebergen Corp	1,061	41,059	67,427
Amgen Inc	34,100	1,713,378	1,924,604
AMR Corp	300	8,234	6,651
Amsouth Bancorporation	700	11,732	13,230
Anadarko Petro Corp	427	17,849	24,274
Analog Devices Inc	10,800	494,954	479,412
Andrew Corp	200	7,196	4,378
Anheuser Busch Cos Inc	47,600	2,002,392	2,151,996
AOL Time Warner Inc	40,200	1,932,190	1,290,420
AON Corp	500	16,540	17,760
Apache Corp	5,885	263,685	293,544
Apollo Group Inc Cl A	1,800	60,923	81,018

RICHARD AND RHODA GOLDMAN FUND
94-6064502
YEAR ENDED DECEMBER 31, 2001

SCHEDULE OF SECURITIES

<u>STOCKS</u>	<u>NUMBER OF SHARES</u>	<u>COST</u>	<u>FAIR MARKET VALUE</u>
Apple Computer Inc	600	28,077	13,140
Applera Corp - Applied Biosystems Group	400	27,246	15,708
Applied Materials Inc	9,800	636,624	392,980
Applied Micro Circuits Corp	600	44,990	6,792
Archer-Daniels-Midland Co	67,328	886,365	966,157
Ashland Inc	100	3,540	4,608
Associated Banc-Corp	2,700	87,863	95,283
AT&T Corp	83,500	1,456,944	1,514,690
AT&T Wireless Services Inc	10,856	191,495	156,001
Auto Data Processing, Inc	29,500	1,579,164	1,737,550
Autodesk Inc	100	3,570	3,727
Automatic Data Processing Inc	1,100	57,530	64,790
Autonation Inc	5,450	59,369	67,199
Autozone Inc	200	4,910	14,360
Avaya Inc	41,041	496,096	498,648
Avery Dennison Corp	200	13,940	11,306
Avnet Inc	3,250	91,613	82,778
Avon Products Inc	400	16,654	18,600
Baker Hughes Inc	21,100	476,133	769,517
Ball Corp	1,300	47,423	91,910
Bank N Y Co Inc	1,400	67,389	57,120
Bank of America Corp	14,990	606,695	943,621
Bank One Corp	44,200	1,454,569	1,726,010
Banknorth Group Inc	4,450	101,645	100,214
Bard C R Inc	100	5,068	6,450
Barrick Gold Corp	965	15,955	15,392
Bausch & Lomb Inc	9,800	413,536	369,068
Baxter International Inc	6,650	240,513	356,640
BB&T Corp	800	21,007	28,888
Bear Stearns Cos Inc	1,650	89,885	96,756
Beckman Coulter Inc	5,055	190,300	223,937
Becton Dickinson & Co	17,500	528,628	580,125
Bed Bath Beyond Inc	500	8,854	16,950
Bellsouth Corp	3,500	155,129	133,525
Bemis Co Inc	100	3,395	4,918
Best Buy Inc	400	24,864	29,792
Big Lots Inc	200	2,785	2,080
Biogen Inc	300	19,480	17,205
Biomet Inc	450	8,428	13,905
Bk America Corp	2,881	150,170	181,359
Black & Decker Corp	100	3,657	3,773
Block H & R Inc	1,850	65,011	82,695
BMC Software Inc	500	18,646	8,185
Boeing Co	3,050	164,736	118,278
Borders Group Inc	3,150	59,976	62,496
Boston Scientific Corp	700	14,882	16,884
Bnnker International Inc	2,300	42,203	68,448
Bristol Myers Squibb Co	26,800	1,395,407	1,366,800
Broadcom Corp Cl A	500	99,695	20,435
Brown-Forman Inc Cl B	100	5,640	6,260
Brunswick Corp	200	3,460	4,352

RICHARD AND RHODA GOLDMAN FUND

94-6064502

YEAR ENDED DECEMBER 31, 2001

SCHEDULE OF SECURITIES

<u>STOCKS</u>	<u>NUMBER OF SHARES</u>	<u>COST</u>	<u>FAIR MARKET VALUE</u>
Burlington Northern Santa Fe Corp	700	15,495	19,970
Burlington Resources Inc	8,800	328,336	330,352
C H Robinson Worldwide Inc	1,500	43,078	43,373
Cadence Design Systems Inc	4,450	101,868	97,544
Calpine Corp	600	21,796	10,074
Campbell Soup Co	800	24,016	23,896
Canadian Pacific Railway Ltd	10,450	88,233	203,775
Capital 1 Financial	400	14,105	21,580
Cardinal Health Inc	2,650	171,053	171,348
Carnival Corp	11,250	274,771	315,900
Caterpillar Inc	14,600	296,113	762,850
Cendant Corp	12,112	200,273	237,516
Centex Corp	100	2,295	5,709
Centurytel Inc	1,500	47,549	49,200
Charter 1 Financial Inc	5,086	135,655	138,085
Check Pt Software Technologies	14,500	666,337	578,405
ChevronTexaco Corp	27,147	1,797,928	2,432,642
Chiron Corp	400	17,525	17,536
Chubb Corp	6,400	247,818	441,600
Ciena Corp	600	11,100	8,586
Cigna Corp	1,100	123,327	101,915
Cincinnati Financial Corp	300	10,450	11,445
Cinergy Corp	300	7,703	10,029
Cintas Corp	300	10,776	14,400
Circuit City Stores Inc	400	13,383	10,380
Cirrus Logic Inc	3,700	72,702	48,914
Cisco Systems Inc	77,900	3,009,643	1,410,769
Citigroup Inc	24,334	973,516	1,228,380
Citizens Communications Co	500	7,476	5,330
Citrix Systems Inc	2,150	50,004	48,718
Clear Channel Communications Inc	1,100	78,789	56,000
Clorox Co	2,200	88,259	87,010
CMS Energy Corp	200	5,190	4,806
CNA Financial Corp	26,000	937,559	758,420
Coca Cola Co	7,550	411,796	355,983
Coca Cola Enterprises Inc	800	13,416	15,152
Colgate-Palmolive Co	2,350	133,746	135,713
Columbia Sportswear Co	1,950	57,272	64,935
Comcast Corp Cl A	36,150	1,546,830	1,301,400
Comerica Inc	300	14,190	17,190
Compaq Computer Corp	3,100	85,553	30,256
Compass Bancshares Inc	3,750	83,523	106,125
Computer Assoc International Inc	1,100	58,242	37,939
Computer Sciences Corp	16,500	565,203	808,170
Compuware Corp	41,300	309,074	486,927
Comverse Tech Inc	300	18,713	6,710
Conagra Foods Inc	5,250	124,058	124,799
Concord EFS Inc	900	19,357	29,502
Conexant Systems Inc	500	20,783	7,180
Conoco Inc	1,200	29,787	33,960
Conseco Inc	600	4,608	2,676

RICHARD AND RHODA GOLDMAN FUND

94-6064502

YEAR ENDED DECEMBER 31, 2001

SCHEDULE OF SECURITIES

<u>STOCKS</u>	<u>NUMBER OF SHARES</u>	<u>COST</u>	<u>FAIR MARKET VALUE</u>
Consolidated Edison Inc	400	12,179	16,144
Constellation Energy Group Inc	300	9,915	7,965
Convergys Corp	2,650	71,179	99,349
Cooper Ind Inc	2,000	71,255	69,840
Cooper Tire & Rubber Co	100	1,245	1,596
Coors Adolph Co Cl B	100	6,200	5,340
Corning Inc	6,200	343,864	55,304
Costco Wholesale Corp	15,900	518,669	705,642
Countrywide Credit Industries Inc	2,000	82,676	81,940
CP Ships Ltd	2,625	12,346	28,508
Crane Co	100	2,376	2,564
CSX Corp	400	9,083	14,020
Cummins Inc	100	2,995	3,854
CVS Corp	700	26,729	20,720
Dana Corp	26,300	619,462	365,044
Danaher Corp	300	14,717	18,093
Darden Restaurants Inc	4,350	108,136	153,990
Deere & Co	19,400	397,021	847,004
Dell Computer Corp	8,450	393,516	229,671
Delphi Automotive Systems Corp	49,092	715,037	670,597
Delta Air Lines Inc	200	10,602	5,852
Deluxe Corp	100	2,014	4,158
Devon Energy Corp	200	12,150	7,730
Dial Corp	2,600	42,952	44,590
Diebold Inc	2,000	58,870	80,880
Dillard's Inc Cl A	14,200	376,894	227,200
Dime Bancorp	3,050	77,188	110,044
Disney Walt Co	19,200	460,043	397,824
Dole Food Co	14,000	530,820	375,620
Dollar General Corp	600	10,619	8,940
Dominion Resources Inc	500	21,650	30,050
Donnelley R R & Sons Co	27,750	760,041	823,898
Dover Corp	400	17,408	14,828
Dow Chemical Co	47,012	1,121,040	1,588,065
Dow Jones & Co Inc	200	14,635	10,946
Dresdner RCM Mid Cap Fund	1,818,182	5,000,000	4,563,637
Dresdner RCM Small Cap Fund	2,032,090	17,175,107	10,444,943
DTE Energy Co	300	9,644	12,582
Du Pont E I De Nemours & Co	1,900	87,657	80,769
Duke Energy Corp	1,400	40,864	54,964
Dynegy Inc Cl A	600	31,806	15,300
E*trade Group Inc	7,000	74,620	71,750
Eastman Chemical Co	15,950	777,652	622,369
Eastman Kodak Co	14,500	736,948	426,735
Eaton Corp	100	5,908	7,440
Eaton Vance Corp	2,050	68,710	72,878
Ecolab Inc	200	7,620	8,050
El Paso Corp	992	46,656	44,253
Electr Data Systems Corp	900	55,109	61,695
Electronic Arts	1,350	78,368	80,933
Eli Lilly & Co	7,350	677,110	577,269

RICHARD AND RHODA GOLDMAN FUND

94-6064502

YEAR ENDED DECEMBER 31, 2001

SCHEDULE OF SECURITIES

<u>STOCKS</u>	<u>NUMBER OF SHARES</u>	<u>COST</u>	<u>FAIR MARKET VALUE</u>
EMC Corp	21,950	930,443	295,008
Emerson Electric Co	800	51,340	45,680
Energizer Holdings Inc	3,150	58,370	60,008
Energy E Corp	4,050	86,544	76,910
Engelhard Corp	17,700	265,100	489,936
Entergy Corp	3,200	124,563	125,152
EOG Resources Inc	200	8,416	7,822
Equifax Inc	300	4,760	7,245
Equity Office Properties Trust	30,800	826,062	926,464
Equity Residential Properties Tr	20,500	437,613	588,555
Everest Re Group Ltd	2,900	202,949	205,030
Exelon Corp	562	26,000	26,909
Exxon Mobil Corp	23,150	970,138	909,795
F P L Group Inc	300	14,790	16,920
Family Dollar Stores Inc	300	8,460	8,994
Federal Home Loan Mortgage Corp	14,850	919,734	971,190
Federal National Mortgage Assn	5,450	353,082	433,275
Federated Dept Stores Inc	400	13,996	16,360
Federated Investors, Inc Cl B	60,500	1,817,658	1,928,740
Fedex Corp	31,100	586,490	1,613,468
Fiat Spa Adr	17,000	280,112	272,000
Fidelity National Financial Inc	2,950	68,958	73,160
First Data Corp	6,300	380,408	494,235
Firstenergy Corp	3,933	109,048	137,576
Fiserv Inc	1,800	52,822	76,176
Fleetboston Financial Corp	1,906	66,800	69,569
Fluor Corp	10,800	261,768	403,920
FMC Corp	2,700	185,625	160,650
Ford Motor Company	22,037	309,576	346,422
Forest Lab Inc	300	20,076	24,585
Fortune Brands Inc	300	7,056	11,877
Franklin Resources Inc	500	15,510	17,635
Gannett Inc	1,750	113,672	117,653
GAP, Inc	23,100	325,481	322,014
Gateway Inc	600	34,700	4,824
Genentech, Inc	15,300	695,824	830,025
General Dynamics Corp	400	21,467	31,856
General Electric Co	104,500	4,073,946	4,188,360
General Mills Inc	700	28,463	36,407
General Motors Corp	5,172	272,623	251,359
Genuine Parts Co	45,300	1,153,641	1,662,510
Genzyme Corp	1,600	78,934	95,776
Georgia Pacific Corp	405	10,769	11,182
Gilead Scientific Inc	750	52,095	49,290
Gillette Co	2,000	68,020	66,800
Glaxo Smithkline Adr	26,900	1,494,713	1,340,158
Global Santa Fe Corp	2,842	61,373	81,054
Golden West Financial Corp	27,800	414,964	1,636,030
Goodrich Corporation	200	7,110	5,324
Goodyear Tire & Rubber Co	300	6,884	7,143
Grainger W W Inc	200	6,060	9,600

RICHARD AND RHODA GOLDMAN FUND
94-6064502
YEAR ENDED DECEMBER 31, 2001

SCHEDULE OF SECURITIES

<u>STOCKS</u>	<u>NUMBER OF SHARES</u>	<u>COST</u>	<u>FAIR MARKET VALUE</u>
Great Lakes Chemical Corp	100	2,962	2,428
Greenpoint Financial Corp	2,550	88,939	91,163
Gtech Holdings Corp	1,550	65,477	70,200
Guidant Corp	600	27,537	29,880
Halliburton Co	800	38,158	10,480
Hancock John Financial Serviced Inc	2,400	95,800	99,120
Harley Davidson Inc	8,650	347,559	469,781
Harrah S Entmt Inc	200	4,360	7,402
Harris Corp	2,000	57,177	61,020
Harsco Corp	2,750	76,560	94,325
Hartford Financial Services Group Inc	500	28,499	31,415
Hasbro Inc	300	5,153	4,869
HCA-The Healthcare Company	11,500	403,945	443,210
Health Management Assoc Inc Cl A	500	9,925	9,200
Health Net Inc	4,700	104,229	102,366
Healthsouth Corp	700	5,155	10,374
Heinz H J Co	600	26,506	24,672
Hercules Inc	200	2,967	2,000
Hershey Foods Corp	300	15,025	20,310
Hewlett-Packard Co	50,300	1,041,108	1,033,162
Hillenbrand Industries Inc	2,500	136,253	138,175
Hilton Hotels Corp	700	6,526	7,644
Home Depot Inc	12,850	637,352	655,479
Honeywell International Inc	3,950	137,336	133,589
Hospitality Properties Tr	1,550	38,533	45,725
Household International Inc	2,800	122,646	162,232
Humana Inc	300	1,559	3,537
Hunt J B Trans Services Inc	2,950	73,013	68,440
Huntington Bancshares Inc	440	6,733	7,564
Idec Pharmaceuticals Corp	1,800	103,088	124,074
Illinois Tool Works Inc	600	33,856	40,632
Immunex Corp	1,000	18,090	27,710
IMS Health Inc	500	7,580	9,755
Infocus Corp	4,800	101,700	105,696
Ingersoll Rand Cl A C	300	12,690	12,543
Intel Corp	68,021	2,275,921	2,139,261
International Business Machines Corp	6,600	666,708	798,336
International Flavors & Fragrances Inc	25,200	716,108	748,692
International Game Technology	1,450	59,655	99,035
International Paper Co	20,877	745,419	842,387
Interpublic Group Companies Inc	700	29,170	20,678
Interstate Bakeries Corp	1,900	46,778	45,942
Intuit	400	19,625	17,112
Investment Technology Group Inc	2,550	58,752	99,629
ITT Industries Inc	200	6,027	10,100
J P Morgan Chase & Co	7,460	303,148	271,172
Jabil Circuit Inc	400	14,483	9,088
JDS Uniphase Corp	6,300	340,109	54,684
Jefferson-Pilot Corp	300	11,677	13,881
Johnson & Johnson	45,290	2,129,496	2,676,639
Johnson Controls Inc	1,300	96,986	104,975

RICHARD AND RHODA GOLDMAN FUND

94-6064502

YEAR ENDED DECEMBER 31, 2001

SCHEDULE OF SECURITIES

<u>STOCKS</u>	<u>NUMBER OF SHARES</u>	<u>COST</u>	<u>FAIR MARKET VALUE</u>
Jones Apparel Group Inc	200	6,576	6,634
K Mart Corp	105,900	1,298,197	578,214
K Mart Fing I Tr Cv Pfd	1,500	75,000	43,500
KB Home	100	1,886	4,010
Kellogg Co	800	22,116	24,080
Kennametal Inc	1,600	64,265	64,432
Kerr Mcgee Corp	200	11,827	10,960
Keycorp	800	15,574	19,472
Keyspan Corp	300	10,453	10,395
Kimberly-Clark Corp	1,000	55,698	59,800
Kinder Morgan Inc	200	9,515	11,138
King Pharmaceuticals Inc	500	14,961	21,065
KLA-Tencor Corp	5,650	266,000	280,014
Knight-Ridder Inc	200	11,692	12,986
Kohls Corp	600	32,552	42,264
Kroger Co	4,450	106,355	92,872
L-3 Communications Holdings Corp	900	74,070	81,000
Lauder Estee Companies, Inc Cl A	49,000	2,186,794	1,570,940
Lear Corp	3,000	77,993	114,420
Leggett & Platt Inc	400	6,646	9,200
Lehman Bros Hldgs Inc	400	20,344	26,720
Lennar Corp	2,500	76,764	117,050
Lexmark International Inc Cl A	1,800	104,092	106,200
Liberty Media Corp Ser A Limited Inc	12,650	245,989	177,100
Lincoln National Corp	800	17,047	11,776
Linear Technology Corp	400	15,521	19,428
Linear Technology Corp	600	38,219	23,424
Liz Claiborne Inc	100	3,674	4,975
Lockheed Martin Corp	14,700	407,116	686,049
Loews Corp	400	12,629	22,152
Louisiana-Pacific Corp	200	2,335	1,688
Lowe's Cos Inc	1,400	29,888	64,974
Lsi Logic Corp	700	39,184	11,046
Lubrizol Corp	7,700	204,195	270,193
Lucent Technologies Inc	6,300	332,811	39,627
Lyondell Chemical Co	900	14,222	12,897
Mandalay Resort Group	2,600	59,556	55,640
Manor Care Inc	200	1,352	4,742
Marathon Oil Corp	6,100	187,753	183,000
Marrriott International Inc Cl A	400	14,861	16,260
Marsh & Mc Lennan Companies Inc	15,900	1,663,413	1,708,455
Marshall & Ilsley Corp	3,100	172,595	196,168
Masco Corp	31,800	595,665	779,100
Matsushita Electric Industrials Ltd ADR	20,500	302,025	258,300
Mattel Inc	21,800	415,985	374,960
Maxim Integrated Prods Inc	600	38,018	31,506
May Department Stores Co	40,600	1,020,023	1,501,388
Maytag Corp	100	3,858	3,103
MBIA Inc	9,300	333,925	498,759
MBNA Corp	1,600	44,201	56,320
Mc Dermott International Inc	100	895	1,227

RICHARD AND RHODA GOLDMAN FUND

94-6064502

YEAR ENDED DECEMBER 31, 2001

SCHEDULE OF SECURITIES

<u>STOCKS</u>	<u>NUMBER OF SHARES</u>	<u>COST</u>	<u>FAIR MARKET VALUE</u>
Mc Donalds Corp	20,900	603,012	553,223
Mcgraw Hill Companies Inc	400	22,933	24,392
Mckesson Corp	500	10,198	18,700
Mead Corp	200	5,352	6,178
Medarex Inc	11,000	203,602	197,560
Medimmune Inc	400	29,417	18,540
Medtronic Inc	2,200	103,354	112,662
Mellon Financial Corp	8,000	355,805	300,960
Mentor Graphics Corp	4,450	84,745	104,887
Merck & Co Inc	28,000	1,990,735	1,646,400
Mercury Interactive Corp	160	15,110	5,437
Meredith Corp	100	3,464	3,565
Merrill Lynch & Co Inc	2,750	170,239	143,330
Metlife Inc	1,300	47,164	41,184
Mgic Investment Corp	1,450	70,400	89,494
Microchip Tech Inc	2,900	99,829	112,346
Micron Technology Inc	3,150	150,342	97,650
Microsoft Corp	56,150	3,352,005	3,719,938
Millennium Pharmaceuticals Inc	14,350	663,289	351,719
Millipore Corp	100	7,265	6,070
Minnesota Mining & Mfg Co	700	60,645	82,747
Mirant Corp	716	18,225	11,470
Mohawk Industries Inc	1,700	61,209	93,296
Molex Inc	400	19,227	12,380
Moodys Corp	300	6,675	11,958
Morgan Stanley Dean Witter & Co	2,000	166,520	111,880
Motorola Inc	6,350	189,845	95,377
Mylan Lab Inc	4,350	152,986	163,125
N Fork Bancorporation Inc	3,600	88,602	115,164
Nabors Industries Inc	300	15,984	10,299
National City Corp	4,350	108,148	127,194
National Semiconductor Corp	300	19,016	9,237
Navistar International Corp	100	3,389	3,950
NCR Corp	12,000	414,410	442,320
Network Appliance Inc	600	49,675	13,122
New York Times Co Cl A I	300	12,165	12,975
Newell Rubbermaid Inc	500	12,588	13,785
Newmont Mining Corp	400	8,136	7,644
News Corp Ltd Adr	45,000	1,011,391	1,190,700
Nextel Communications Inc Cl A	1,500	92,233	16,440
Niagara Mohawk Hldgs Inc	300	4,203	5,319
Nicor Inc	100	3,252	4,164
Nike Inc Cl B	500	20,354	28,120
Nisource Inc	400	9,950	9,224
Noble Drilling Corp	200	8,363	6,808
Nokia Corp Adr	45,500	1,058,046	1,116,115
Nordstrom Inc	32,700	612,819	661,521
Norfolk Southern Corp	700	10,901	12,830
Nortel Networks Corp	13,100	446,440	98,250
North Trust Corp	400	31,396	24,088
Northrop Grumman Corp	200	15,669	20,162

RICHARD AND RHODA GOLDMAN FUND

94-6064502

YEAR ENDED DECEMBER 31, 2001

SCHEDULE OF SECURITIES

<u>STOCKS</u>	<u>NUMBER OF SHARES</u>	<u>COST</u>	<u>FAIR MARKET VALUE</u>
Nova Chemicals Corp	12,500	242,887	240,875
Novell Inc	700	5,967	3,213
Novellus Systems Inc	4,300	231,347	169,635
Nucor Corp	100	3,386	5,296
Nvidia Corp	1,400	66,328	93,660
Occidental Petroleum Corp	47,950	1,171,353	1,272,114
Office Depot Inc	10,700	148,818	198,378
Old Rep International Corp	3,550	90,738	99,436
Omnicom Group Inc	300	26,083	26,805
Oracle Corp	31,700	1,094,850	437,777
Oxford Health Plans Inc	2,450	79,867	73,843
Paccar Inc	100	4,198	6,562
Pactiv Corp	6,850	109,218	121,588
Pall Corp	200	3,927	4,812
Palm Inc	1,038	10,115	4,027
Pancanadian Energy Corp	14,295	199,375	371,670
Parametric Technology Corp	500	4,963	3,905
Parker-Hannifin Corp	2,500	113,081	114,775
Paychex Inc	700	28,780	24,395
Penney J C Co Inc	9,800	212,088	263,620
Peoples Energy Corp	100	3,307	3,793
Peoplesoft Inc	600	11,367	24,120
Pepsi Bottling Group Inc	3,550	79,240	83,425
Pepsico Inc	20,695	936,904	1,007,639
Perkinelmer Inc	200	5,055	7,004
Perrigo Co	4,950	78,953	58,509
Pfizer Inc	93,400	3,521,345	3,721,990
PG&E Corp	700	17,361	13,468
Pharmacia Corporation	61,820	2,919,266	2,636,624
Phelps Dodge Corp	100	3,821	3,240
Phillips Petro Co	26,740	1,052,197	1,611,352
Pinnacle W Cap Corp	200	6,877	8,370
Pioneer Natural Resources Co	4,850	69,962	93,410
Pitney Bowes Inc	12,400	425,911	466,364
Placer Dome Inc	600	5,648	6,546
PMC Sierra Inc	300	11,037	6,378
PMI Group Inc	1,600	74,326	107,216
PNC Financial Services Group	500	25,224	28,100
Power-One Inc	100	4,725	1,040
PPG Industries Inc	300	13,409	15,516
PPL Corp	300	6,709	10,455
Praxair Inc	2,200	104,374	121,550
Precision Castparts Corp	2,600	97,728	73,450
Price T Rowe Group Inc	200	8,571	6,946
Principal Financial Group Inc	11,200	252,830	268,800
Procter & Gamble Co	5,300	335,004	419,389
Progress Energy Inc	4,500	122,779	135,630
Progressive Corp	100	8,033	14,930
Protective Life Corp	1,350	39,947	39,056
Providian Financial Corp	500	22,028	1,775
Prudential Financial, Inc	2,300	63,250	76,337

RICHARD AND RHODA GOLDMAN FUND
94-6064502
YEAR ENDED DECEMBER 31, 2001

SCHEDULE OF SECURITIES

<u>STOCKS</u>	<u>NUMBER OF SHARES</u>	<u>COST</u>	<u>FAIR MARKET VALUE</u>
Public Service Enterprise Group Inc	400	14,104	16,876
Pulte Homes Inc	2,250	87,003	100,507
Qloglc Corp	200	23,975	8,902
Qualcomm Inc	11,750	725,343	593,375
Quest Diagnostics Inc	1,350	72,259	96,809
Questar Corp	2,950	71,098	73,898
Quintiles Transnational Corp	200	2,596	3,210
Qwest Communications Intl Inc	3,129	164,864	44,213
Radioshack Corp	300	14,031	9,030
Raytheon Co	700	14,795	22,729
Reebok International	100	1,543	2,650
Regions Fncancial Corp	400	9,344	11,976
Reliant Energy Inc	600	16,943	15,912
Republic Services Inc	3,700	75,232	73,889
Reynolds & Reynolds Co Cl A	2,350	50,267	56,988
RF Micro Devices Inc	1,700	32,657	32,690
Robert Half International Inc	300	9,608	8,010
Rockwell Collins Inc	300	6,011	5,850
Rockwell Intl Corp	300	3,951	5,358
Rohm & Haas Co	18,400	522,224	637,192
Ross Stores Inc	2,900	84,732	93,032
Rowan Companies Inc	200	6,240	3,874
Ruddick Corp	2,900	47,676	46,370
Ryder Systems Inc	2,800	53,291	62,020
Sabre Holdings Corp	200	5,540	8,470
Safeco Corp	200	4,383	6,230
Safeway Inc	900	36,946	37,575
Sanmina-Science Corp	3,692	70,788	73,470
Sapient Corp	200	9,671	1,544
Sara Lee Corp	1,500	28,421	33,345
SBC Communications Inc	26,300	1,237,070	1,030,171
Scana Corp	3,900	99,242	108,537
Scheln Henry Inc	1,000	37,545	37,030
Schering Plough Corp	24,200	988,574	866,602
Schlumberger Ltd	1,050	38,365	57,698
Scholastic Corp	2,800	84,726	140,924
Schwab Charles Corp	2,500	81,963	38,675
Scientific-Atlanta Inc	1,550	51,001	37,107
Seacor Holdings Inc	1,700	76,241	78,880
Sealed Air Corp	200	10,423	8,164
Sears Roebuck & Co	5,250	181,662	250,110
Sempra Energy Inc	8,350	204,528	204,993
Semtech Corp	2,100	82,362	74,949
Sherwin-Williams Co	300	6,728	8,250
Siebel Systems Inc	9,000	460,329	251,820
Sigma-Aldrich Corp	100	3,132	3,940
Smithfield Foods Inc	3,400	54,638	74,936
Snap-on Inc	100	2,824	3,366
Solectron Corp	1,500	52,945	16,920
Sony Corp ADR	12,500	641,097	563,750
Southern Co	1,300	19,217	32,955

RICHARD AND RHODA GOLDMAN FUND

94-6064502

YEAR ENDED DECEMBER 31, 2001

SCHEDULE OF SECURITIES

<u>STOCKS</u>	<u>NUMBER OF SHARES</u>	<u>COST</u>	<u>FAIR MARKET VALUE</u>
Southtrust Corp	8,100	173,330	199,827
Southwest Airlines Co	1,400	18,102	25,872
Sovereign Bancorp Inc	7,650	80,710	93,636
Sprint Corp	9,950	348,307	207,590
SPX Corp	450	38,073	61,605
St Jude Medical Inc	200	8,829	15,530
St Paul Companies, Inc	16,400	564,076	721,108
Stanley Works	200	4,929	9,314
Staples Inc	900	13,706	16,830
Starbucks Corp	700	13,263	13,335
Starwood Hotels & Resorts Worldwide Inc	400	13,158	11,940
State Street Corp	600	31,766	31,350
Stitwell Financial Inc	400	15,354	10,888
Storage Technology Corp	24,600	417,685	508,482
Stryker Corp	400	20,880	23,348
Sun Microsystems Inc	24,150	681,589	297,045
Sun Trust Banks Inc	1,950	118,509	122,265
Sungard Data Systems Inc	1,550	45,717	44,842
Sunoco Inc	2,900	100,521	108,286
Super Valu Inc	200	3,977	4,424
Sybase Inc	5,000	127,385	78,800
Symantec Corp	1,100	72,402	72,963
Symbol Technologies Inc	450	10,941	7,146
Synovus Financial Corp	500	9,244	12,525
Sysco Corp	77,900	1,634,302	2,042,538
Target Corp	1,700	47,449	69,785
Teco Energy Inc	300	8,040	7,872
Tektronix Inc	200	7,105	5,156
Tel & Data Systems Inc	650	80,014	58,338
Tellabs Inc	800	53,254	11,968
Temple Inland Inc	100	4,261	5,673
Tenet Healthcare Corp	600	16,919	35,232
Teradyne Inc	7,100	204,040	213,994
Teva Pharmaceutical Industries Ltd Adr	9,400	561,297	579,322
Texas Instruments Inc	13,800	721,614	386,400
Textron Inc	300	16,859	12,438
Thermo Electron Corp	25,600	371,783	610,816
Thomas & Betts Corp	100	2,014	2,115
Tidewater Inc	4,250	154,441	144,075
Tiffany & Co	300	10,601	9,440
TJX Companies Inc	2,550	72,578	101,643
TMP Worldwide Inc	200	12,107	8,580
Tomarathon Oil Corp	600	15,687	18,000
Torchmark Corp	18,750	686,534	737,438
Tous Steel Corp	200	3,902	3,622
Toys R Us Inc	400	5,754	8,296
Transocean Sedco Forex Inc	600	27,672	20,292
Tribune Co	600	21,312	22,458
Tricon Global Restaurant Inc	300	8,215	14,760
TRW Inc	200	8,960	7,408
Tupperware Corp	100	2,126	1,925

RICHARD AND RHODA GOLDMAN FUND

94-6064502

YEAR ENDED DECEMBER 31, 2001

SCHEDULE OF SECURITIES

<u>STOCKS</u>	<u>NUMBER OF SHARES</u>	<u>COST</u>	<u>FAIR MARKET VALUE</u>
TXU Corp	16,000	565,451	754,400
Tyco International Ltd	40,949	1,633,903	2,411,897
Tyson Foods Inc Cl A	8,400	100,841	97,020
U S Air Group	100	4,036	634
Unilever Adr	9,100	402,463	524,250
Union Pacific Corp	28,600	1,340,390	1,630,200
Union Planters Corp	1,750	72,349	78,978
Unisys Corp	600	14,369	7,524
United Parcel Service, Inc Cl B	15,300	797,235	833,850
United Rentals Inc	3,050	63,196	69,235
United Technologies Corp	2,350	100,567	151,881
Unitedhealth Group Inc	600	23,425	42,462
Univision Communications Inc Cl A	400	17,080	16,184
Unocal Corp	500	16,791	18,035
Unova, Inc	9,000	149,073	52,200
Unumprovident Corp	21,900	490,029	580,569
US Bancorp	3,597	69,925	75,285
USA Education Inc	300	11,397	25,206
Utilicorp United Inc	3,100	91,840	78,027
V F Corp	200	4,815	7,802
Valero Energy Corp	1,550	53,440	59,086
Veritas Software Corp	8,250	317,917	369,847
Verizon Communications	10,618	581,477	503,930
Vertex Pharmaceuticals Inc	1,900	73,607	46,720
VF Corporation	25,500	705,365	994,755
Viacom Cl B	25,511	1,191,191	1,126,311
Vishay Intertechnology Inc	3,400	64,212	66,300
Visteon Corp	214	2,760	3,219
Vitesse Semiconductor Corp	400	25,675	4,972
Vodafone Group Plc	46,500	1,517,686	1,194,120
Vulcan Materials Co	200	8,260	9,588
Wachovia Corp 2nd	34,500	1,049,270	1,081,920
Wal-Mart Stores Inc	14,350	784,306	825,843
Walgreen Co	61,300	1,944,404	2,063,358
Washington Mutual Inc	3,700	96,063	120,990
Waste Management Inc	1,200	21,012	38,292
Waters Corp	2,500	91,965	96,875
Watson Pharmaceuticals Inc	200	9,885	6,278
Weatherford International, Inc	32,000	1,308,400	1,192,320
Wellpoint Health Networks Inc Cl A	11,600	968,766	1,355,460
Wells Fargo & Co	21,100	379,332	917,123
Wendys International Inc	200	3,577	5,834
Westvaco Corp	200	5,020	5,690
Westwood 1 Inc	1,900	63,502	57,095
Weyerhaeuser Co	10,600	503,294	573,248
Whirlpool Corp	14,345	719,118	1,051,919
Willamette Industries Inc	200	5,610	10,424
Williams Co Inc	1,000	34,684	25,520
Winn-Dixie Stores Inc	300	4,394	4,275
Wisconsin Energy Corp	23,400	520,759	527,904
Worldcom, Inc	36,700	1,242,226	516,736

RICHARD AND RHODA GOLDMAN FUND
 94-6064502
 YEAR ENDED DECEMBER 31, 2001

SCHEDULE OF SECURITIES

<u>STOCKS</u>	<u>NUMBER OF SHARES</u>	<u>COST</u>	<u>FAIR MARKET VALUE</u>
Worthington Industries Inc	200	2,240	2,840
Wrigley Wm Jr Co	400	15,842	20,548
Xcel Energy Inc	610	12,858	16,920
Xerox Corp	141,300	1,554,625	1,472,346
Xilinx Inc	600	51,691	23,430
XL Capital Ltd Cl A	200	17,728	18,272
XTO Energy Inc	3,550	51,617	62,125
Yahoo Inc	1,100	131,734	19,514
Zimmer Hldgs Inc	380	10,340	11,605
Zions Bancorp	200	11,510	10,516
Total Stocks		179,162,453	178,239,202

RICHARD AND RHODA GOLDMAN FUND

94-6064502

YEAR ENDED DECEMBER 31, 2001

SCHEDULE OF SECURITIES

<u>CORPORATE AND OTHER BONDS</u>	<u>PAR VALUE</u>	<u>COST</u>	<u>FAIR MARKET VALUE</u>
Abbey National Capital	975,000	1,011,715	1,101,254
Abbott Laboratories	650,000	647,862	667,394
Ambac, Inc	100,000	120,668	119,528
Amerada Hess Corp	410,000	434,319	433,996
American General Finance Corp	335,000	345,912	388,520
Amstel Funding Corp Discount	1,000,000	988,838	995,880
Anheuser Busch Companies, Inc	205,000	204,980	232,040
Archer Daniels Midia	425,000	418,988	436,020
Associated Corp N America	885,000	878,600	920,059
Axa Sa	195,000	210,625	219,536
Bank of America	2,550,000	2,642,821	2,671,554
BankBoston Corp	725,000	724,855	730,764
Bear Stearns Co Inc	2,585,000	2,682,677	2,692,856
Bellsouth Corp	1,490,000	1,545,660	1,566,930
Beneficial Corp	1,300,000	1,312,789	1,330,008
Beta Finance, Inc	1,000,000	1,000,000	1,001,580
Boeing Co	225,000	188,809	202,448
Cap 1 Master Tr Cl A	1,170,000	1,155,786	1,210,576
Cardinal Health, Inc	600,000	619,074	617,160
Chase Commercial Mtg	1,245,000	1,242,772	1,330,288
Chase Manhattan Corp	950,000	968,866	990,090
CIT Group, Inc	1,609,000	1,671,590	1,680,999
Citicorp Coupon	1,200,000	1,198,190	1,199,100
Citigroup, Inc	650,000	659,697	697,210
Coca Cola Enterprises, Inc	740,000	813,200	792,747
Commercial Mortgage AST Tr 99-C1 A3	920,000	880,240	951,906
Commerzbank	1,000,000	1,007,406	1,008,670
Countrywide	475,000	476,268	484,068
Credit Suisse First Boston	1,200,000	1,204,496	1,213,736
CSFB Mtg Securities Corp Ser 01-CKN5	1,345,000	1,351,725	1,268,913
Daimlerchrysler Auto Cl A-4	750,000	751,025	800,340
Dean Witter Discover	900,000	938,060	938,556
Dell Computer Corp	140,000	132,146	126,582
Discover Card Master	345,000	347,614	357,630
Dorada/Dorada Discount	1,000,000	982,631	997,290
Dow Chemical Co	360,000	394,380	390,618
First Data Corporation	290,000	289,107	276,950
Ford Motor Co Global Landmark	425,000	429,611	386,423
Ford Motor Credit Corp	875,000	878,410	865,339
FPL Group Cap Inc	475,000	472,103	475,874
GE Capital Commercial	320,000	321,657	321,128
General Electric Capital Corp	3,000,000	3,236,018	3,297,188
General Motors Acceptance Corp	1,070,000	1,063,610	1,072,792
Green Tree Financial Corp Ser 1997-4 Cl A5	873,941	875,511	908,872
GTE Corp	475,000	433,668	471,750
Heller Financial, Inc	190,000	203,376	206,690
Homeside Lending	750,000	769,868	761,123
Honeywell International, Inc	560,000	559,255	553,213
Household Finance Co	1,770,000	1,785,742	1,847,659
International Lease Finance Corp	1,000,000	1,022,450	1,015,630
JP Morgan Chase	1,580,000	1,641,064	1,620,906

RICHARD AND RHODA GOLDMAN FUND
94-6064502
YEAR ENDED DECEMBER 31, 2001

SCHEDULE OF SECURITIES

<u>CORPORATE AND OTHER BONDS</u>	<u>PAR VALUE</u>	<u>COST</u>	<u>FAIR MARKET VALUE</u>
K2 USA LLC Discount	1,000,000	978,848	995,830
LB Commercial Conduit Mtg Tr 98-C1 CI A-3	685,000	638,147	706,310
Lehman Brothers Holdings, Inc	1,805,000	1,886,721	1,899,889
Lincoln National Corp	1,050,000	1,046,724	1,026,078
Manitoba Province Canada	475,000	501,018	529,022
May Department Stores Co	805,000	889,549	900,260
MBNA Master Credit	1,375,000	1,420,573	1,423,827
Merck & Co , Inc	300,000	276,570	299,022
Merrill Lynch & Co Inc	1,900,000	1,928,260	1,965,069
Metlife, Inc	150,000	149,490	149,748
Morgan Stanley Dean Witter & Co	1,950,000	1,990,481	1,994,259
National Australia Bk Ltd	450,000	449,676	457,569
National Rural Utilities Coop Financial Corp	1,850,000	1,895,006	1,884,214
National Westminster Bank Plc	475,000	508,991	509,153
Norwest Financial Inc	1,650,000	1,643,625	1,742,720
Ontario Hydro	625,000	591,500	646,844
Ontario Province Canada	625,000	576,225	625,413
Oracle Corp	225,000	234,254	230,243
Pitney Bowes, Inc	460,000	459,568	469,789
PNC Funding Corp	1,250,000	1,270,238	1,270,700
Reinsurance Group America, Inc	260,000	259,797	259,982
Residential Asset SE	400,000	402,328	406,964
Rohm & Haas Co	405,000	458,172	445,383
Salomon Brothers Mortgage	1,820,000	2,003,919	1,960,759
Salomon Smith Barney Hldgs Inc	575,000	571,884	598,000
Salomon, Inc	655,000	665,922	691,102
Scana Corp	500,000	501,378	506,285
Sigma Finance, Inc Discount	1,000,000	981,625	990,810
State of Israel	125,000	125,000	125,319
Target Corp	1,450,000	1,450,954	1,431,485
Thames Asset global Discount	1,000,000	991,947	994,820
Thomson Corp	550,000	535,560	526,537
Time Warner Entertainment	150,000	173,592	169,677
Transamerica Cap III	295,000	270,831	291,357
U S Bank National Assn Minneapolis	535,000	520,962	523,620
UBS Financial, Inc Discount	1,000,000	973,572	996,030
United Air Lines	100,000	100,000	89,185
Vectren Utility Holdings Inc	1,335,000	1,338,012	1,320,835
Viacom, Inc	200,000	215,355	220,790
Washington Mutual Finance	450,000	453,876	465,818
Wells Fargo & Co	130,000	130,000	130,139
Wells Fargo Financial, Inc	560,000	559,737	559,149
WFS Financial 2001-C	170,000	169,983	172,548
Wisconsin Public Service	475,000	473,893	466,027
Worldcom, Inc	445,000	447,784	459,698
Total Corporate and Other Bonds		80,248,301	81,376,661

RICHARD AND RHODA GOLDMAN FUND
94-6064502
YEAR ENDED DECEMBER 31, 2001

SCHEDULE OF OTHER INVESTMENTS

	<u>COST</u>	<u>FAIR MARKET VALUE</u>
<u>Part II, Line 11</u>		
Condominium, Menlo Park, CA	<u>\$234,000</u>	<u>\$290,000</u>
 <u>Part II, Line 13</u>		
Bellevue Associates	(\$186,469)	\$675,000
Fifth-Alder Associates	264,003	406,000
Fourth Seattle Associates	405,745	688,000
M&S Balanced Properties	110,303	204,433
M&S California Fund	641,103	1,333,650
M&S Denver Tech Center	153,767	248,469
M&S Income & Growth	939,914	977,049
M&S Triad Center	49,954	408,022
New Enterprise Associates VI	242,366	154,257
SFDH Associates	14,783	601,000
U S Venture Partners IV	548,237	290,370
U S Venture Partners V	810,484	384,754
WPG Corporate Development Association VI	62,054	70,622
WPG Venture Associates V	5,063,554	3,566,683
WPG Venture Associates VI	641,958	592,920
 Total other investments	 <u>\$9,761,756</u>	 <u>\$10,601,229</u>

FORM 990PF, PART III - OTHER DECREASES IN NET WORTH OR FUND BALANCES
 =====

DESCRIPTION -----	AMOUNT -----
TO ADJUST DONOR'S BASIS	9,003,444. -----
TOTAL	9,003,444. =====

FORM 990PF, PART VIII - LIST OF OFFICERS, DIRECTORS, AND TRUSTEES
=====

NAME AND ADDRESS -----	TITLE AND TIME DEVOTED TO POSITION -----	COMPENSATION -----	CONTRIBUTIONS TO EMPLOYEE BENEFIT PLANS -----	EXPENSE ACCT AND OTHER ALLOWANCES -----
RICHARD N. GOLDMAN 49 STEVENSON STREET, SAN FRANCISCO, CA 94105	PRESIDENT 5-10 HRS	NONE	NONE	NONE
JOHN D. GOLDMAN 49 STEVENSON STREET, SAN FRANCISCO, CA 94105	VICE-PRESIDENT 1 HR	NONE	NONE	NONE
DOUGLAS E. GOLDMAN 49 STEVENSON STREET, SAN FRANCISCO, CA 94105	VICE-PRESIDENT 1 HR	NONE	NONE	NONE
SUSAN R. GELMAN 49 STEVENSON STREET, SAN FRANCISCO, CA 94105	VICE PRES & SEC-TREA 1 HR	NONE	NONE	NONE
LISA M. GOLDMAN 49 STEVENSON STREET, SAN FRANCISCO, CA 94105	VICE-PRESIDENT 1 HR	NONE	NONE	NONE
MARCIA L. GOLDMAN 49 STEVENSON STREET, SAN FRANCISCO, CA 94105	VICE-PRESIDENT 1 HR	NONE	NONE	NONE
MICHAEL C. GELMAN 49 STEVENSON STREET, SAN FRANCISCO, CA 94105	VICE-PRESIDENT 1 HR	NONE	NONE	NONE
CHARLES GREENE (UNTIL JULY 2001) ONE LOMBARD STREET, #303 SAN FRANCISCO, CA 94111	ASST SEC-TRE (FORMER) FULL TIME	190,377.	25,466.	NONE

FORM 990PF, PART VIII - LIST OF OFFICERS, DIRECTORS, AND TRUSTEES
=====

NAME AND ADDRESS -----	TITLE AND TIME DEVOTED TO POSITION -----	COMPENSATION -----	CONTRIBUTIONS TO EMPLOYEE BENEFIT PLANS -----	EXPENSE ACCT AND OTHER ALLOWANCES -----
ROBERT T. GAMBLE (AUG 2001-PRESENT) ONE LOMBARD STREET, #303 SAN FRANCISCO, CA 94111	ASST SEC-TREASURER FULL TIME	185,787.	20,480.	NONE
	GRAND TOTALS	----- 376,164. =====	----- 45,946. =====	----- NONE =====

RICHARD & RHODA GOLDMAN FUND
94-6064502
FISCAL YEAR ENDING DECEMBER 31, 2001
2001 GRANTS LIST

ARTS

San Francisco Ballet Association	\$200,000
Support the company's touring fund \$1,600,000 grant over eight years (1997-2004)	
San Francisco Opera, San Francisco	\$50,000
General support \$150,000 grant over three years (2001-2003)	
Yerba Buena Gardens Cultural Center, San Francisco	\$37,500
Yerba Buena Center for the Arts' Education and Community Program \$75,000 grant over two years (2000-2001)	
American Conservatory Theater, San Francisco	\$20,000
Asian Art Museum Foundation of San Francisco, San Francisco	\$25,000
Asian Art Museum Foundation of San Francisco, San Francisco	\$10,000
Berkeley Repertory Theatre, Berkeley	\$20,000
California Academy of Sciences, San Francisco	\$15,000
City Arts & Lectures, San Francisco	\$20,000
Corporation of the Fine Arts Museums, San Francisco	\$25,000
Djerassi Resident Artists Program, Woodside	\$5,000
Friends of Photography, San Francisco	\$10,000
KQED Inc., San Francisco	\$10,000
Lamplighters Opera West Foundation, San Francisco	\$10,000
Marin Theatre Company, Mill Valley	\$2,500
Merola Memorial Fund, San Francisco	\$25,000
National Museum of Women in the Arts, Washington, DC	\$5,000
National Public Radio, Washington, DC	\$10,000
National Symphony Orchestra Association of Washington, DC, Washington, DC	\$5,000
Oakland Museum of California Foundation, Oakland	\$10,000
Premiere Commission, Inc., New York, NY	\$15,000
Presidio Performing Arts Foundation, San Francisco	\$10,000
Regents of University of California, University Art Museum Council, Berkeley	\$10,000
Regents of University of California, Cal Performances, Berkeley	\$25,000
Russian Arts Foundation, Sausalito	\$2,500
San Francisco Arts Education Project, San Francisco	\$5,000
San Francisco Art Institute, San Francisco	\$15,000
San Francisco Ballet Association, San Francisco	\$35,000
San Francisco Ballet Association, San Francisco	\$1,000
San Francisco Community Music Center, San Francisco	\$5,000
San Francisco Conservatory of Music, San Francisco	\$20,000
San Francisco Foundation Community Initiatives Fund, San Francisco	
Classical Voice, Oakland	\$5,000
San Francisco Museum of Modern Art, San Francisco	\$20,000
San Francisco Opera Association, San Francisco	\$35,000
San Francisco Performing Arts Library & Museum, San Francisco	\$10,000

RICHARD & RHODA GOLDMAN FUND
94-6064502
FISCAL YEAR ENDING DECEMBER 31, 2001
2001 GRANTS LIST

San Francisco Symphony, San Francisco	\$35,000
Silent Film Festival, San Francisco	\$1,000
Steinbeck Center Foundation, Salinas	\$2,000
Stern Grove Festival Association, San Francisco	\$35,000
United States Catholic Conference, San Domenico School Foundation, San Anselmo	\$10,000
TOTAL ARTS	\$811,500

CHILDREN & YOUTH

Asian Community Mental Health Services, Oakland	\$35,000
Asian/Pacific Islander Youth Promoting Advocacy and Leadership Project \$70,000 grant over two years (2000-2001)	
Bay Area Institute, San Francisco	\$100,000
Pacific News Service's program to link incarcerated youth with arts organizations	
Charity Cultural Services Center, San Francisco	\$60,000
To assist at-risk Asian youth with limited English	
Fred Finch Children's Home, Oakland	\$50,000
Youth Center to help disadvantaged children transition into adulthood \$100,000 grant over two years (2000-2001)	
Girls Inc. of Alameda County, San Leandro	\$50,000
Eureka Teen Achievement program \$100,000 grant over two years (2000-2001)	
GirlSource, San Francisco	\$25,000
Support to provide health, job, economic and lifeskills training to at-risk young women \$75,000 grant over three years (2000-2002)	
Health Initiatives for Youth, Inc., San Francisco	\$35,000
To expand adolescent health services \$70,000/2 years (2001-2002)	
I Have A Dream Foundation, San Francisco	\$164,735
To monitor and support elementary school students from low-income communities \$3,474,168 grant over fourteen years (2000-2013)	
Lavender Youth Recreation & Information Center, San Francisco	\$25,000
To provide services for at-risk gay and lesbian youth \$75,000/3 years (2001- 2003)	
Portola Family Connection Center, San Francisco	\$25,000
Family Connections program \$75,000 grant over three years (1999-2001)	
San Francisco Education Fund, San Francisco	\$25,000

RICHARD & RHODA GOLDMAN FUND
94-6064502
FISCAL YEAR ENDING DECEMBER 31, 2001
2001 GRANTS LIST

Peer Connections for Success \$75,000 grant over three years (1999-2001)	
Spanish Speaking Unity Council of Alameda County, Oakland	\$300,000
Head Start Child Development Center	
Sports 4 Kids, Oakland	\$35,000
Program expansion for organization providing youth sports and recreation opportunities in Alameda County \$70,000 grant over two years (2000-2001)	
Tides Center for Youth United for Community Action, East Palo Alto	\$25,000
To foster leadership development and community organizing skills among low-income youth of color \$75,000 grant over three years (2000 - 2002)	
Youth Law Center, San Francisco	\$60,000
Foster Youth Empowerment Project	
Bay Area Discovery Museum, Sausalito	\$10,000
Black Adoption Placement and Research Center, Oakland	\$5,000
Boys and Girls Clubs of America, Atlanta, GA	\$5,000
Cazadero Performing Arts Camp, Berkeley	\$2,000
Center for Youth Development through Law, Berkeley	\$20,000
Children of Russia, Inc., Honolulu, HI	\$10,000
Children's Book Project, San Francisco	\$5,000
Children's Museum of Washington, Washington, DC	\$5,000
Children's Health Council of the Mid-Peninsula, Palo Alto	\$5,000
City and County of San Francisco, Dept. of Public Health, San Francisco	\$35,000
Communities in Harmony Advocating for Learning and Kids, San Francisco	\$25,000
Each One Reach One Organization, Pacifica	\$10,000
Earth Island Institute, Ma'at Youth Academy, El Sobrante	\$40,000
East Bay Conservation Corps, Oakland	\$10,000
Film Arts Foundation, What Do You Believe?, San Francisco	\$10,000
Florence Crittenton Services, San Francisco	\$5,000
Friends of the Child Advocacy Center, Child Advocacy Center of Lane County Eugene, OR	\$1,000
Girl Scout Council San Francisco Bay, Oakland	\$25,000
Homeless Children's Network, San Francisco	\$5,000
Huckleberry Youth Programs, San Francisco	\$15,000
Japanese Community Youth Council, San Francisco	\$25,000
Jazz in the City, San Francisco Jazz Organization, San Francisco	\$5,000
Kids' Turn, San Francisco	\$10,000
Larkin Street Services, San Francisco	\$30,000
Larkin Street Services, San Francisco	\$10,000
Lincoln Child Center, Oakland	\$15,000
Mountain Mill House Outdoor Center, Calistoga	\$25,000
National Junior Tennis League of San Francisco, Youth Tennis Advantage, Emeryville	\$10,000

RICHARD AND RHODA GOLDMAN FUND

94-6064502

YEAR ENDED DECEMBER 31, 2001

GAINS (LOSSES) - INVESTMENT SECURITIES

Description	How Acquired	Rate	Maturity	Date Acquired	Date Sold	Number of Shares or Par Value	Cost	Gross Sales Price	Gain (Loss)
1st Boston Agency Repo	Purchase			28-Dec-00	16-Jan-01	1 014 000	1 014 000 00	1 014 000 00	
1st Boston Agency Repo	Purchase			28-Dec-00	29-Mar-01	1 236,000	1 236 000 00	1 236 000 00	
1st Boston Agency Repo	Purchase			18-Sep-01	26-Sep-01	340 000	340,000 00	340 000 00	
1st Tenn Natl Corp Com	Purchase			07 Mar 01	17 Dec-01	300	9 667 86	10 727 64	1 059 78
5th 3rd Bancorp	Purchase			28-Jun-00	21 Dec-01	100	4,251 42	6 244 09	1 992 67
Abbott Laboratories	Purchase	5 625%	01-Jul-06	28-Jun-01	02 Nov-01	110 000	109 638 10	115 875 10	6 237 00
Abbott Labs	Purchase			11-Oct-00	24-May-01	6 400	320,381 44	326 109 43	5 727 99
Abbott Labs	Gift			17 Feb-98	06-Jul-01	1,440	30 892 50	68,610 11	37,717 61
Abbott Labs	Gift			28-Jun-96	10-Jul-01	1 310	28,499 05	62,447 97	33 948 92
Abbott Labs	Purchase			25-Sep-01	17 Dec-01	250	12,382 42	13 502 04	1,119 62
Abbott Labs	Purchase			28-Jun-00	21-Dec-01	100	4 223 88	5 660 11	1 436 23
Abercrombie & Fitch Co Cl A	Purchase			18-Jul-01	29-Aug-01	1 750	68 845 00	53 758 20	(15 086 80)
Abgenix, Inc	Purchase			20-Mar-00	20-Mar-01	4 800	342 654 76	110 761 11	(231 893 65)
Abgenix Inc	Purchase			14-Apr-00	20-Mar-01	3 800	147 369 79	87 685 87	(59 703 92)
Accdom Corp Com	Purchase			22-Nov-00	17-Apr-01	2 200	80,745 28	29 259 02	(51 486 26)
Adaptec Inc Com	Purchase			28-Jun-00	11-May 01	200	4 308 25	2 115 92	(2,192 33)
ADC Telecommunications Inc Com	Gift			27 May 99	16-Jul-01	1 560	29,034 80	9 858 84	(19 177 96)
Adobe Sys Inc Com	Purchase			29-Jun-00	21-Dec-01	100	6,369 75	3 146 19	(3,223 56)
Advanced Micro Devices Inc Com	Purchase			28-Jun-00	21 Dec-01	100	4 110 37	1 588 24	(2,522 13)
AES Corp	Purchase			24-Jun-98	20-Mar-01	7 300	179,044 00	351,537 96	182 493 96
AES Corp	Purchase			06-Aug 98	20-Mar-01	7 400	157,472 00	366 490 53	209 018 53
AES Corp	Purchase			22 Mar 99	20-Mar 01	10,600	207 680 50	524 972 92	317,292 42
AES Corp	Purchase			26-Apr 99	20-Mar-01	4 400	109 857 00	217 913 29	108 056 29
AES Corp	Purchase			15-Dec-99	20-Mar-01	7 400	229,622 00	366 490 53	138 868 53
AES Corp	Purchase			20-Sep-00	20-Mar-01	700	43 967 00	34,668 00	(9 299 00)
Aether Systems Inc	Purchase			26-Jul-00	20-Mar-01	300	54 522 18	5 682 20	(48 839 98)
Aether Systems Inc	Purchase			01-Aug-00	20-Mar-01	2 100	357,854 55	39 775 41	(318,079 14)
Aether Systems, Inc	Purchase			29-Dec-00	20-Mar-01	2,100	84 687 98	39 775 41	(44 912 55)
Aether Systems Inc	Purchase			02-Jan-01	20-Mar-01	200	6 951 40	3,788 12	(3 163 28)
Affiliated Computer Svcs Inc Cl A Com	Purchase			07-Feb-01	07 Mar-01	1,200	79,212 00	77 782 96	(1,429 04)
Affiliated Computer Svcs Inc Cl A Com	Purchase			02-May-01	17-Dec-01	200	14,744 00	19 721 34	4 977 34
Affymetrix, Inc	Purchase			27-Jun-00	20-Mar-01	1 600	135,968 10	64,501 85	(71 464 25)
Affymetrix, Inc	Purchase			12-Jul-00	20-Mar-01	1 400	131,992 28	56 439 11	(75,553 17)
Aflac Inc Com	Gift			11-Nov-98	10-Jul-01	480	9 335 28	14 860 30	5,525 02
Agco Corp Com	Purchase			14-Nov-01	17-Dec-01	550	7,453 82	8,530 21	1,076 39
Agilent Technologies Inc Com	Purchase			01-Dec-00	23-May-01	2,600	140 244 52	98 707 00	(41,537 52)
Agricultural Resources Inc Com	Purchase			01 Aug-01	17 Dec-01	300	7,232 52	6,359 78	(872 74)
Air Prod & Chem Inc Com	Purchase			28-Jun-00	14-Feb-01	100	3,192 63	3,943 36	750 73
Air Products & Chemicals, Inc	Purchase			02-Mar-00	27-Dec-01	4 000	102 831 60	190,288 45	87,456 85
Airborne Inc Com	Purchase			29-Aug-01	17-Dec-01	375	5,171 25	5,234 82	63 57
Albemarle Corp Com	Purchase			09-Aug-00	02 May-01	3 750	93,169 50	83 278 34	(9,891 16)
Albertson S Inc Com	Purchase			28-Mar-01	07-Sep-01	1 400	42 863 52	48 031 97	5 168 45
Albertson S Inc Com	Purchase			28-Mar-01	17-Dec-01	350	10 715 88	10,737 64	21 76
Albertson's Inc	Purchase	8 000%	01-May-31	26-Apr-01	04-May-01	780 000	779 555 40	794 320 80	14 765 40
Albertson's Inc	Purchase	8 000%	01-May-31	17-May-01	08-Jun-01	125,000	124 216.25	126 698 75	2,482 50
Alcoa Inc Com Stk	Purchase			30-Jan-01	17-Dec-01	250	8,790 97	9 284 69	493 72
Alcoa Inc Com Stk	Purchase			12-Nov-99	21 Dec-01	100	3 124 47	3 422 18	297 71
Alcoa, Inc	Purchase	7 375%	01 Aug-10	17-Jul-00	05-Mar-01	270 000	267 845 40	293 117 40	25 272 00
Alcoa Inc	Purchase			22-Jul-92	23-Apr-01	11 200	99 470 00	438,879 55	339 409 55
Alcoa Inc	Purchase			23-Feb-93	23-Apr-01	1 100	9,820 94	43,104 24	33 283 30
Allegheny Energy Inc Com	Gift			08-Dec-99	10-Jul-01	245	6 978 99	11 933 55	4,958 56
Allegheny Energy Inc Com	Purchase			08-Dec-99	17 Dec-01	200	5,685 66	6 811 77	1 126 11
Alleg Technology Inc Com	Purchase			28-Jun-00	21-Dec-01	100	1 983 25	1,577 24	(406 01)
Allergan Inc Com	Gift			12 Apr 00	10-Jul-01	130	7 027 80	10,550 44	3,522 64
Allergan Inc Com	Purchase			28-Jun-00	21 Dec-01	100	7,382 25	7 501 04	118 79
Allied Waste Inds Inc	Purchase			02 May 01	14-Nov-01	3 000	47,790 00	32,940 09	(14 849 91)
Allmenca Finl Corp Com	Purchase			11-Dec-00	11-Jan-01	1,000	71 261 80	61 582 94	(9,678 86)
Allstate Corp Com	Purchase			01-Mar-01	25-Jul-01	1 400	58 910 00	47 197 74	(9 712 26)
Allstate Corp Com	Purchase			01 Mar-01	25-Jul-01	600	24 390 00	20 021 33	(4 368 67)
Allstate Corp Com	Purchase			28-Jun-00	21-Dec-01	100	2,414 50	3,201 19	786 69
Allstate Corp	Purchase	5 375%	01-Dec-06	26-Nov-01	05-Dec-01	600,000	598 032 00	608 788 00	8,736 00
Alltel Corp	Purchase			09-May-01	22-Aug-01	1,100	59 851 11	62 091 71	2,240 60
Alltel Corp	Purchase			09-May-01	17-Dec-01	150	8 161 52	9 320 68	1 159 16
Altera Corp	Purchase			22-May-98	05-Jan-01	1,800	15 918 75	46,504 86	30,586 11
Altera Corp	Purchase			08-Sep-98	09-Jan-01	12 625	107 707 03	381,893 51	274 186 48
Altera Corp	Purchase			08-Sep-98	21 Feb-01	8,975	59,505 47	224 084 41	164 558 94
Altera Corp	Purchase			20-Jan-00	21-Feb-01	100	3 435 61	3,212 39	(223 22)
Altera Corp	Purchase			22 May-98	20-Mar-01	1 000	8,843 75	27 438 59	18,592 84
Altera Corp	Purchase			16-Jul-98	20-Mar-01	5,200	49 613 59	142 670 23	93 056 64
Altera Corp	Purchase			20-Jan-00	20-Mar-01	4,300	147 731 01	117 171 10	(30,559 91)
Altera Corp	Purchase			20-Sep-00	20-Mar-01	400	21,475 00	10 899 64	(10 575 36)

RICHARD AND RHODA GOLDMAN FUND
94-8064502

YEAR ENDED DECEMBER 31, 2001

GAINS (LOSSES) - INVESTMENT SECURITIES

Description	How Acquired	Rate	Maturity	Date Acquired	Date Sold	Number of Shares or Par Value	Cost	Gross Sales Price	Gain (Loss)
Altera Corp	Purchase			17-Oct-00	20-Mar-01	18,800	600,796.04	512,282.91	(88,513.13)
Altera Corp	Gift			29-Oct-99	10-Jul-01	1,390	34,708.56	38,351.88	3,643.32
Altera Corp	Purchase			28-Jun-00	21-Dec-01	100	5,077.08	2,151.22	(2,925.84)
Alza Corp	Purchase			07-Feb-01	07-Jun-01	1,400	57,105.16	69,983.66	12,878.50
Amazon Com Inc	Purchase			07-May-98	20-Mar-01	800	6,040.96	8,949.70	2,908.74
Amazon Com, Inc	Purchase			08-Oct-98	20-Mar-01	4,200	66,831.58	48,985.93	(19,845.65)
Amazon Com Inc	Purchase			08-May-00	20-Mar-01	2,300	131,242.89	25,730.39	(105,512.50)
Ambac Financial Group	Purchase			14-Jun-01	26-Oct-01	11,600	642,520.52	587,100.73	(55,419.79)
Ambac Fnd Group	Purchase			21-Dec-98	07-Feb-01	600	22,548.84	32,542.91	9,994.07
Ambac Fnd Group	Purchase			22-Dec-98	07-Feb-01	250	9,581.63	13,559.55	3,977.92
Ambac Fnd Group	Gift			24-Jul-97	10-Jul-01	308	8,622.58	18,060.51	9,437.95
Ambac Fnd Group	Gift			10-Sep-98	10-Jul-01	765	23,639.78	44,858.10	21,218.32
Ambac Fnd Group	Purchase			22-Dec-98	10-Oct-01	600	22,995.92	32,075.52	9,079.60
Ambac Fnd Group	Purchase			22-Dec-98	31-Oct-01	1,100	42,159.19	52,668.57	10,507.38
Ambac Fnd Group	Purchase			22-Dec-98	17-Dec-01	200	7,865.31	11,071.63	3,406.32
Ambac Fnd Group	Purchase			08-Dec-00	21-Dec-01	100	5,620.33	5,623.11	2.78
Ambac Inc	Purchase	9.375%	01-Aug-11	01-Feb-01	20-Jul-01	150,000	181,002.00	181,288.50	286.50
Amer Express Co Com	Gift			25-Oct-96	10-Jul-01	1,140	17,742.20	43,099.45	25,357.25
Amer Express Co Com	Purchase			24-Jan-01	30-Aug-01	6,800	313,930.18	247,334.26	(66,595.90)
Amer Express Co Com	Purchase			28-Jun-00	21-Dec-01	100	5,398.88	3,381.18	(2,017.70)
Amer Home Prod Corp Com	Purchase			28-Jun-00	09-Oct-01	100	5,725.56	5,888.80	161.24
Amer Home Prod Corp Com	Purchase			05-Dec-00	18-Dec-01	200	11,989.04	11,595.61	(393.43)
Amer Home Prod Corp Com	Purchase			28-Jun-00	21-Dec-01	100	5,725.56	6,176.09	450.53
Amer Intl Group Inc Com	Purchase			08-May-99	01-Mar-01	1,300	80,834.83	106,493.09	25,658.26
Amer Intl Group Inc Com	Purchase			28-Jun-00	16-Mar-01	100	7,959.00	7,796.74	(162.26)
Amer Intl Group Inc Com	Gift			06-May-99	10-Jul-01	1,042	84,792.23	88,184.42	23,372.19
Amer Intl Group Inc Com	Purchase			06-May-99	17-Dec-01	350	21,763.22	28,300.05	6,536.83
Amer Intl Group Inc Com	Purchase			06-May-99	18-Dec-01	150	9,327.09	12,152.59	2,825.50
Amer Intl Group Inc Com	Purchase			28-Jun-00	21-Dec-01	200	15,918.00	16,002.06	84.06
Amerada Hess Corp Com	Purchase			01-Feb-01	17-Dec-01	150	10,368.76	8,732.70	(1,636.06)
Amerada Hess Corp	Purchase	7.300%	15-Aug-31	04-Oct-01	20-Nov-01	75,000	74,538.75	78,189.50	1,650.75
Ameron Corp	Purchase			23-Jul-99	12-Sep-01	1,500	59,097.45	61,348.25	2,250.80
American Electric Power, Inc	Purchase			27-May-97	11-Sep-01	2,800	92,239.00	130,968.47	38,727.47
American Express Credit Corp Discount	Purchase		14-May-01	25-Apr-01	04-May-01	1,950,000	1,945,451.10	1,945,451.10	
American General Finance Coupon	Purchase		13-Nov-01	18-May-01	13-Nov-01	500,000	490,350.00	490,350.00	
American International Group Inc	Purchase			19-Sep-00	14-Jun-01	1,300	117,239.20	104,596.59	(12,642.61)
American International Group, Inc	Gift			25-Oct-96	10-Jul-01	4,725	116,870.48	400,890.62	284,020.16
American International Group, Inc	Purchase			19-Sep-00	22-Oct-01	4,100	369,754.40	337,025.58	(32,728.84)
American Tower Corp	Purchase			22-Jul-98	20-Mar-01	6,800	174,999.50	156,054.79	(18,944.71)
American Tower Corp	Purchase			08-Oct-98	20-Mar-01	2,500	35,150.00	57,373.08	22,223.08
Americredit Corp Com	Purchase			11-Jan-01	17-Dec-01	200	5,995.50	5,311.82	(683.68)
Amerisourcebergen Corp Com	Purchase			31-Dec-98	26-Sep-01	750	24,434.08	50,855.80	26,421.74
Amerisourcebergen Corp Com	Purchase			31-Dec-98	17-Dec-01	100	3,257.88	5,941.80	2,683.92
Amerm Eagle Outfitters Inc	Purchase			18-Jul-01	29-Aug-01	1,800	72,000.00	45,646.47	(28,353.53)
Amerm Gen Corp	Gift			05-Sep-97	10-Jul-01	670	17,187.91	31,058.28	13,890.37
Amerm Std Cos Inc	Purchase			12-Jan-00	17-Dec-01	200	8,307.28	13,217.55	4,910.29
Amgen Inc Com	Purchase			07-Sep-01	17-Dec-01	200	12,811.96	11,049.63	(1,762.33)
Amgen Inc Com	Purchase			28-Jun-00	21-Dec-01	100	6,738.50	5,798.10	(940.40)
Amgen Inc	Purchase			23-Jul-98	09-Feb-01	5,000	94,848.28	327,504.59	232,656.31
Amgen, Inc	Gift			30-Jul-98	10-Jul-01	3,600	67,887.61	210,327.24	142,439.63
Amgen, Inc	Gift			30-Jul-98	10-Jul-01	3,750	70,716.19	219,090.87	148,374.68
Amgen, Inc	Purchase			20-Oct-98	26-Nov-01	4,900	92,442.00	302,390.72	209,948.72
Amgen Inc	Purchase			20-Oct-98	14-Dec-01	5,500	104,787.23	358,789.13	252,001.90
AMR Corp Com	Gift			28-Jun-98	10-Jul-01	250	5,087.48	9,025.19	3,937.73
Amstel Funding Corp Discount	Purchase		11-May-01	05-Apr-01	11-May-01	1,500,000	1,492,500.00	1,492,500.00	
Amstel Funding Corp Discount	Purchase		03-Oct-01	02-Aug-01	26-Sep-01	1,000,000	993,900.00	993,900.00	
Anadarko Petro Corp Com	Purchase			15-Feb-00	21-Dec-01	100	2,487.56	5,361.12	2,893.56
Analog Devices Inc Com	Purchase			20-Feb-01	28-Nov-01	1,100	50,474.16	45,702.26	(4,771.90)
Analog Devices Inc Com	Purchase			20-Feb-01	17-Dec-01	200	9,177.12	9,081.69	(95.43)
Andrx Corp Andrx Group	Purchase			11-Dec-98	20-Mar-01	2,400	23,884.98	121,272.76	97,607.80
Andrx Corp Andrx Group	Purchase			13-Jan-99	20-Mar-01	4,800	57,979.65	242,545.51	184,565.88
Anheuser Busch Companies	Purchase	9.000%	01-Dec-09	23-Jan-01	26-Jun-01	250,000	296,525.00	297,200.00	675.00
Anheuser Busch Companies	Purchase	9.000%	01-Dec-09	19-Apr-01	26-Jun-01	80,000	94,518.40	95,104.00	585.60
Anheuser Busch Companies, Inc	Purchase			24-Jan-01	17-Aug-01	4,600	184,230.00	198,569.38	12,339.38
Anheuser Busch Companies, Inc	Purchase			08-Feb-01	17-Aug-01	1,300	55,324.49	55,552.21	227.72
Anheuser Busch Companies, Inc	Purchase			08-Feb-01	14-Dec-01	4,800	204,275.04	208,250.56	1,975.52
Anheuser Busch Cos Inc Com	Purchase			11-May-00	10-Jan-01	2,000	78,517.80	80,325.72	1,807.92
Anheuser Busch Cos Inc Com	Purchase			15-Jun-00	10-Jan-01	1,100	44,511.28	44,179.14	(332.14)
Anheuser Busch Cos Inc Com	Gift			27-Jul-98	10-Jul-01	1,523	39,758.19	61,435.97	21,677.78
Anheuser Busch Cos Inc Com	Purchase			28-Jun-00	31-Aug-01	100	3,863.00	4,302.35	439.35
Anheuser Busch Cos Inc Com	Purchase			28-Jun-00	21-Dec-01	100	3,863.00	4,552.14	789.14

RICHARD AND RHODA GOLDMAN FUND
94-8064502

YEAR ENDED DECEMBER 31, 2001

GAINS (LOSSES) - INVESTMENT SECURITIES

Description	How Acquired	Rate	Maturity	Date Acquired	Date Sold	Number of Shares or Par Value	Cost	Gross Sales Price	Gain (Loss)
AOL Time Warner	Purchase			12-Oct-98	20-Mar-01	7 000	84 927 50	281 320 61	196 393 11
AOL Time Warner	Purchase			03-Dec-98	20-Mar-01	800	17,087 00	32,150 93	15 063 93
AOL Time Warner	Purchase			22-Oct-99	20-Mar-01	3 200	197 496 00	128 603 71	(68,892 29)
AOL Time Warner	Purchase			23-Feb-00	20-Mar-01	15 500	908,189 58	622,924 21	(283 265 37)
AOL Time Warner	Purchase			28-Jun-00	20-Mar-01	7 400	380 156 50	297 396 07	(82 760 43)
AOL Time Warner	Purchase			25-Sep-00	20-Mar-01	600	32,811 00	24 113 20	(8 697 80)
AOL Time Warner	Purchase			18-Oct-00	20-Mar-01	5 700	257 857 17	229,075 33	(28 781 84)
AOL Time Warner Inc Com	Gift			24-Sep-97	10-Jul-01	870	15,415 24	44 535 81	29,120 57
AOL Time Warner Inc Com	Gift			28-May-98	10-Jul-01	310	3,213 73	15,869 08	12 655 35
AOL Time Warner Inc Com	Purchase			18-Jun-99	07-Sep-01	1,200	55 604 84	39 784 43	(15 820 21)
AOL Time Warner Inc Com	Purchase			25-Aug-99	07-Sep-01	600	24 657 64	19 892 21	(4 765 43)
AOL Time Warner Inc Com	Purchase			25-Aug-99	17 Dec-01	700	28,767 25	23 281 22	(5 486 03)
AOL Time Warner Inc Com	Purchase			25-Aug-99	18-Dec-01	400	18 438 43	13 563 54	(2 874 89)
AOL Time Warner Inc Com	Purchase			28-Jun-00	21-Dec-01	400	19 950 53	12 952 76	(6 997 77)
AOL Time Warner Inc	Purchase			30-Apr-99	14-Feb-01	9 100	422 157 49	427 552 87	5 395 38
AOL Time Warner, Inc	Purchase	7 625%	15-Apr 31	19-Apr-01	25-Apr-01	325,000	319 809 75	320 105 50	295 75
AOL Time Warner, Inc	Purchase	7 625%	15-Apr 31	19-Apr-01	01 May 01	400 000	393,612 00	401 540 00	7,928 00
AOL Time Warner, Inc	Purchase	7 625%	15-Apr 31	04-Jun-01	15-Oct-01	325 000	330 950 75	329,062 50	(1 888 25)
AOL Time Warner, Inc	Purchase			30-Apr-99	01-Nov-01	3 800	176 285 55	120 379 22	(55 906 33)
AOL Time Warner, Inc	Purchase			27-May-99	01 Nov-01	1 500	68,247 50	47,518 11	(20 729 39)
AOL Time Warner, Inc	Purchase	7 625%	15-Apr-31	04-Jun-01	19-Nov-01	100 000	101 631 00	109,337 00	7 508 00
AOL Time Warner, Inc	Purchase			27-May 99	14-Dec-01	900	40 948 50	30 135 50	(10 813 00)
AOL Time Warner, Inc	Purchase			24-Aug-99	14-Dec-01	800	35 965 33	26,787 10	(9 178 23)
AOL Time Warner, Inc	Purchase	7 625%	15-Apr 31	04-Jun-01	21-Dec-01	100 000	101 831 00	102 457 00	626 00
AOL Time Warner, Inc	Purchase	7 625%	15-Apr-31	08-Jun-01	21-Dec-01	100 000	101 312 00	102 457 00	1,145 00
Apache Corp Com	Purchase			27-Jul-00	18-Dec-01	250	12 250 00	12,107 09	(142 91)
Apollo Group Inc Cl A	Purchase			21-Mar-01	17-Dec-01	200	6 225 00	9 657 67	3 432 67
Apple Computer Inc Com	Purchase			29-Jun-00	21-Dec-01	100	5 222 83	2,101 22	(3,121 61)
Applied Biosystems Group	Purchase			06-Apr-00	23 Mar-01	4 400	485 039 28	100,409 62	(384 629 66)
Applied Biosystems Group	Purchase			01-May-00	23 Mar-01	3 000	193,265 70	68 461 11	(124,804 59)
Applied Biosystems Group	Purchase			09-Jun-00	23-Mar-01	3 400	237 857 54	77,589 24	(160,268 30)
Applied Materials Inc Com	Purchase			02-Mar-00	28-Nov-01	400	36 626 34	18 408 09	(20 218 25)
Applied Materials Inc Com	Purchase			02-Mar-00	17-Dec-01	200	18 313 17	8 427 71	(9 885 46)
Applied Materials Inc Com	Purchase			28-Jun-00	21 Dec-01	100	8,818 63	3 998 16	(4,818 47)
Applied Micro Circuits Corp	Purchase			23-Nov-99	26-Jan-01	1 400	29 871 17	101 127 86	71 256 69
Applied Micro Circuits Corp	Purchase			23-Nov 99	02-Mar-01	1 400	29,871 17	40 578 77	10 707 60
Applied Micro Circuits Corp	Purchase			25-Oct-00	02 Mar-01	1,600	121,978 08	48,375 73	(75,602 35)
Applied Micro Circuits, Corp	Purchase			27-Dec-00	20-Mar-01	10 100	738 735 41	254 385 27	(482 350 14)
Applied Micro Circuits Corp	Purchase			2/14	20-Mar-01	13,800	594 694 44	347 575 91	(247 118 53)
Arbitron Inc	Purchase			28-Jun-00	30-Mar-01	100	2,423 88	1,848 94	(574 94)
Arbitron Inc	Purchase			29-Jun-00	30-Mar-01	200	4 814 50	3 697 87	(1,116 63)
Archer Daniels Midland Co	Purchase			21-Jan-98	26-Sep-01	1	15 29	10 34	(4 95)
Archer Daniels Midland Co	Purchase			21-Jan-98	17-Dec-01	5 400	97 156 05	81 580 47	(15,575 58)
Archer-daniels-midland Co Com	Purchase			10-Jan-01	09-May 01	6,900	99 686 37	87 520 81	(12 165 56)
Archer-daniels-midland Co Com	Purchase			28-Nov-01	17-Dec-01	550	8 411 04	8 205 72	(205 32)
Archer-daniels-midland Co Com	Purchase			28-Jun-00	21-Dec-01	100	913 61	1 427 25	513 64
Anba Inc	Purchase			22-Jun-99	20-Mar-01	400	2,300 00	5,138 35	2 838 35
Anba, Inc	Purchase			27-Jul-99	20-Mar-01	6 000	155 948 07	77 075 25	(78,872 82)
Ariba Inc	Purchase			12-Aug-99	20-Mar-01	2,800	73 448 44	35,968 42	(37,480 02)
Aristar Inc	Purchase	6 000%	01-Aug-01	07/28/98	08/01/01	880,000	878 468 80	880,000 00	1,531 20
Arizona Public Service	Purchase	6 375%	15-Oct-11	02-Oct-01	20-Nov-01	375,000	373 755 00	372 378 75	(1,376 25)
Arrow Electr Inc Com	Purchase			24-Jan-01	18-Jul-01	2,050	87 773 00	49,923 62	(17,849 38)
Artisan Components, Inc	Purchase			01-Sep-98	05-Jul-01	1,604	2,479 78	14 034 53	11 554 75
Ashland Inc Com	Purchase			01-Feb-01	01-Aug-01	1 200	44 735 28	47,170 42	2,435 14
Ashland Inc Com	Purchase			01-Feb-01	08-Aug-01	200	7 455 88	7 942 51	486 63
Ashland Inc Com	Purchase			02-Feb-01	08-Aug-01	1 500	57 239 70	59 568 86	2,329 16
Ashland Inc Com	Purchase			07-Feb-01	08-Aug-01	1,200	47,457 96	47 655 09	197 13
Assoc Corp N Amer	Purchase	5 750%	01-Nov-03	03/09/00	01/19/01	270 000	258 477 86	268,771 50	10,293 64
Associates Corp	Purchase	5 750%	01-Nov-03	09-Mar-00	22-May-01	325 000	312,434 93	327 128 75	14 693 82
Assoc'd Banc-corp Com	Purchase			24-Jan-01	17-Dec-01	300	9 693 75	10,475 65	781 90
At & T Corp Com Stk	Purchase			28-Jun-00	18-Mar-01	100	3,236 38	2 266 92	(949 46)
At & T Corp Com Stk	Purchase			28-Jun-00	29-May-01	700	22 654 66	14 524 51	(8,130 15)
At & T Corp Com Stk	Purchase			28-Jun-00	21-Dec-01	200	5 026 75	3 872 47	(1,354 28)
AT&T Corp	Purchase	6 500%	15-Mar-29	08-Jan-01	11-Jan-01	1 000,000	841 440 00	842,320 00	880 00
AT&T Corp	Purchase	7 300%	15-Nov 11	15-Nov-01	16-Nov-01	350,000	348 785 50	348 785 50	
AT&T Corp	Purchase	6 500%	15-Mar-03	27-Apr-01	21-Dec-01	345,000	288 056 75	301 892 25	15 835 50
AT&T Corp	Purchase	6 500%	15-Mar 29	17-May 01	21-Dec-01	155 000	131 926 70	135,632 75	3 706 05
AT&T Corp	Purchase	6 500%	15-Mar 29	27-Nov-01	28-Dec-01	235,000	201,279 85	204 487 60	3,207 75
AT&T Wireless Services Inc	Purchase			16-Mar-01	18-Jul-01	8 045	129 208 18	131 927 21	2 721 03
AT&T Wireless Services Inc	Purchase			17-Apr-01	18-Jul-01	4 023	80 545 87	65,971 80	5 425 93
AT&T Wireless Services, Inc.	Purchase			15-May-01	18-Jul-01	965	14,467 88	15 824 71	1 356 83

RICHARD AND RHODA GOLDMAN FUND
94-8064502
YEAR ENDED DECEMBER 31, 2001

GAINS (LOSSES) - INVESTMENT SECURITIES

Description	How Acquired	Rate	Maturity	Date Acquired	Date Sold	Number of Shares or Par Value	Cost	Gross Sales Price	Gain (Loss)
AT&T Wireless Services Inc	Purchase			31 May 01	18-Jul 01	5 310	76 811 43	87 076 86	10,265 43
AT&T Wireless Svcs Inc Com	Purchase			28-Jun-00	17-Jul-01	0	1 35	0 98	(0 37)
AT&T Wireless Svcs Inc Com	Purchase			22-Aug-01	17-Dec-01	700	11,487 00	9 491 68	(1 995 32)
AT&T Wireless Svcs Inc Com	Purchase			28-Jun-00	21-Dec-01	200	4 493 52	2 678 51	(1 815 01)
Atmel Corp Com	Purchase			22-Sep-99	23-May 01	2 500	23,671 88	32 225 17	8 553 29
Atmel Corp Com	Purchase			12 Apr 00	23-May 01	2 200	58 359 73	28 358 15	(30 001 58)
Atmel Corp Com	Purchase			11-Dec-00	23-May 01	1 200	16,895 28	15 468 09	(1,427 19)
Atmel Corp Com	Purchase			11 Dec-00	07-Jun-01	4 600	64 765 24	54 124 56	(10 640 68)
Atmel Corp Com	Purchase			10-Jan-01	07-Jun-01	5,900	85 322 26	69 420 82	(15 901 64)
Atmel Corp Com	Purchase			11-Jul-01	22-Aug-01	8 100	88,735 50	71 672 89	(17,062 61)
Atmos Energy Corp	Purchase	7 375%	15-May-11	15-May-01	16-Jul-01	325 000	324 805 00	332 247 50	7 442 50
Auto Data Processing Inc Com	Purchase			28-Jun-00	21 Dec-01	100	5 230 13	5,974 10	743 97
Auto Data Processing, Inc	Purchase			26-Apr-01	14-Dec 01	2 500	135 777 25	145 507 64	9,730 39
Automation Inc	Purchase			07-Jun-01	17-Dec-01	600	6 536 04	6 947 76	411 72
Autozone Inc Com	Purchase			28-Jun-00	08-Feb-01	100	2 455 13	2,510 91	55 78
Avnet Inc Com	Purchase			07 Mar-01	17-Dec-01	350	9,866 03	8 823 20	(1 042 83)
Avon Prod Inc Com	Purchase			28-Jun-00	21-Dec-01	100	4 163 50	4 680 14	516 64
Axa	Purchase	8 600%	15-Dec-30	08-Dec-00	22-Jan-01	150,000	149,568 00	158 025 00	8,457 00
Axa	Purchase	8 600%	15-Dec-30	13 Mar-01	06-Apr-01	315 000	340,905 60	338 984 10	(1,921 50)
Axa	Purchase	8 600%	15-Dec-30	13-Mar-01	08 May-01	310,000	335 494 40	343,145 20	7 650 80
Axa Sa	Purchase	8 600%	15-Dec-30	12/08/00	01/17/01	250 000	249 280 00	263 375 00	14 095 00
Axa Sa	Purchase	8 600%	15-Dec-30	03/13/01	04/03/01	500 000	541,120 00	538 070 00	(3,050 00)
Axa Sa	Purchase	8 600%	15-Dec-30	03/13/01	05/03/01	500,000	541,120 00	553 460 00	12 340 00
Axa Sa	Purchase	8 600%	15-Dec-30	07/16/01	10/09/01	970 000	1,082 655 80	1 074 352 60	(8,303 20)
Axcellis Technologies Inc	Purchase			29-Jun-00	10-Jan-01	117	893 85	1 027 92	134 07
Axcellis Technologies Inc	Purchase			29-Jun-00	11-Jan-01	1	6 88	7 33	0 45
Baker Hughes Inc Com	Purchase			28-Jun-00	28-Feb-01	100	3,245 75	3 918 36	672 61
Baker Hughes Inc Com	Purchase			04-Aug-00	16-Nov-01	4 600	168 299 74	140 524 38	(27,775 36)
Baker Hughes Inc Com	Purchase			19 Dec-00	16 Nov-01	3 300	136 178 13	100 810 97	(35,367 16)
Baker Hughes Inc Com	Purchase			28 Nov-01	17-Dec-01	300	9,767 87	10 367 65	599 98
Baker Hughes Inc Com	Purchase			28-Jun-00	21-Dec-01	100	3 245 75	3 535 18	289 43
Ball Corp Com	Gift			26-Jan-00	10-Jul-01	188	7 122 81	8 771 78	1 648 97
Ball Corp Com	Purchase			13-Apr-00	14-Nov-01	550	20,253 64	35,979 79	15 726 15
Ball Corp Com	Purchase			13-Apr-00	17-Dec-01	150	5 523 72	10 013 66	4,489 94
Banc Amer Coml Mtg Inc	Purchase	7 197%	15 Sep-32	03/15/01	05/30/01	210 000	223 280 86	216 611 72	(6 669 14)
Bank 1 Cap	Purchase	8 750%	01-Sep-30	02/02/01	02/02/01	500 000	526,495 00	532 060 00	5,565 00
Bank 1 Corp	Purchase	6 500%	01-Feb-06	23-Jan-01	11-Jul-01	485 000	484 364 65	494 016 15	9 651 50
Bank 1 Corp	Purchase	6 500%	01-Feb-06	29-Jan-01	11-Jul-01	195,000	195,154 05	198,625 05	3 471 00
Bank N y Co Inc Com	Purchase			28-Jun-00	28-Feb-01	100	4,813 50	5,176 32	362 82
Bank N Y Co Inc Com	Gift			08 Apr-97	01-Aug-01	800	14 482 71	35 655 69	21,172 98
Bank N Y Co Inc Com	Purchase			11-Jun-98	01 Aug-01	5 600	170 902 20	249,589 82	78,687 62
Bank N Y Co Inc Com	Purchase			12-Jun-98	01-Aug-01	1 000	30,255 85	44 569 61	14,313 76
Bank N Y Co Inc Com	Purchase			27-Jan-99	01-Aug-01	400	13,499 00	17 827 85	4 328 85
Bank of America	Purchase	7 800%	15-Feb-10	26-Sep-00	10-Jan-01	250 000	256,237 50	263,610 00	7 372 50
Bank of America Corp Com	Gift			17-Feb-98	10-Jul-01	840	24 153 33	48 962 30	24 808 97
Bank of America Corp Com	Gift			16-Sep-97	28-Nov-01	1	56 94	62 51	5 57
Bank of America Corp Com	Purchase			01 Feb-01	28-Nov-01	599	32 301 13	37,446 31	5,145 18
Bank of America Corp Com	Purchase			01-Feb-01	13-Dec-01	1 000	53 925 10	61 862 13	7 937 03
Bank of America Corp Com	Purchase			01 Feb-01	17-Dec-01	300	16,177 53	18,467 38	2 289 85
Bank of America Corp	Purchase	7 400%	15-Jan-11	17-Jan-01	28-Mar-01	250 000	248,740 00	264,277 50	15,537 50
Bank of America Corp	Purchase			12-Jan-94	07-Aug-01	3 000	62,698 83	190 963 83	128 264 80
Bank of America Corp	Purchase			12-Jan-94	02-Oct-01	168	3,506 98	9,259 29	5,752 33
Bank of America Corp	Purchase			28-Mar-94	02-Oct-01	2 832	51,526 97	158 085 06	104,558 09
Bank One Capital III	Purchase	8 750%	01-Sep-30	08 Dec-00	24-Jan-01	75,000	72 674 25	75 138 75	2,464 50
Bank One Capital III	Purchase	8 750%	01 Sep-30	06-Dec-00	14-Feb-01	175 000	169,573 25	187 066 25	17 493 00
Bank One Corp Com	Purchase			28-Jun-00	21-Dec-01	100	2,858 57	3,888 17	1,029 60
BankAmerica Corp	Purchase	7 875%	16-May-05	02-Nov-00	17-Jan-01	575 000	592,085 95	605 498 00	13 412 05
Banknorth Group Inc	Purchase			01-Aug-01	17-Dec-01	300	6 948 00	6,524 78	(423 22)
Barclays DZW Sec Agency Repo	Purchase			10-Nov-00	16-Jan-01	80,000	80,000 00	80,000 00	
Barclays DZW Sec Agency Repo	Purchase			29-Dec-00	16-Jan-01	1 948 000	1,948 000 00	1 948 000 00	
Barclays DZW Sec Agency Repo	Purchase			28-Dec-00	01 Feb-01	222 000	222 000 00	222,000 00	
Barclays DZW Sec Agency Repo	Purchase			16-Jan-01	01-Feb-01	178 000	178,000 00	178 000 00	
Barclays DZW Sec Agency Repo	Purchase			16-Jan-01	29-Mar-01	836 000	836 000 00	836 000 00	
Barclays DZW Sec Agency Repo	Purchase			30-Jan-01	29-Mar-01	125 000	125,000 00	125,000 00	
Barclays DZW Sec Agency Repo	Purchase			09-Feb-01	29-Mar-01	700,000	700,000 00	700 000 00	
Barr Labs Inc Com	Purchase			31-Oct-01	17-Dec-01	100	7,441 00	7,670 74	229 74
Barr Labs Inc Com	Purchase			31-Oct-01	19-Dec-01	800	59,528 00	61 951 53	2 423 53
Barrick Gold Corp	Purchase			28-Jun-00	21-Dec-01	100	1 780 13	1 627 24	(152 89)
Bausch & Lomb Inc Com	Purchase			22-Nov-00	11-Jan-01	2 875	122 180 31	105 897 09	(16,283 22)
Bausch & Lomb Inc	Purchase			08-Nov-98	24-Dec-01	5,800	198 965 00	204 107 36	5 142 36
Baxter Int'l Inc Com	Purchase			27-Jul 98	01-Jun-01	1 700	48,648 80	85 228 88	36 580 08

RICHARD AND RHODA GOLDMAN FUND

94-8064502

YEAR ENDED DECEMBER 31, 2001

GAINS (LOSSES) - INVESTMENT SECURITIES

Description	How Acquired	Rate	Maturity	Date Acquired	Date Sold	Number of Shares or Par Value	Cost	Gross Sales Price	Gain (Loss)
Baxter Intl Inc Com	Purchase			28-Jul-98	01-Jun-01	1,800	49,788.12	90,242.33	40,454.21
Baxter Intl Inc Com	Purchase			22-Oct-98	01-Jun-01	2,400	68,814.58	120,323.10	53,508.52
Baxter Intl Inc Com	Purchase			27-Jan-99	01-Jun-01	600	18,960.48	30,080.78	11,120.30
Baxter Intl Inc Com	Purchase			28-May-99	01-Jun-01	100	3,028.65	5,013.46	1,984.81
Baxter Intl Inc Com	Purchase			28-May-99	28-Sep-01	1,400	42,401.08	71,929.60	29,528.52
Baxter Intl Inc Com	Purchase			28-Jun-00	09-Oct-01	100	3,576.00	5,332.82	1,756.82
Baxter Intl Inc Com	Purchase			28-May-99	24-Oct-01	1,100	33,315.13	55,759.23	22,444.10
Baxter Intl Inc Com	Purchase			28-May-99	24-Oct-01	100	3,028.65	5,191.82	2,163.17
Baxter Intl Inc Com	Purchase			08-Mar-00	24-Oct-01	400	10,469.08	20,278.08	9,807.00
Baxter Intl Inc Com	Purchase			08-Mar-00	18-Dec-01	250	6,543.17	12,779.57	6,236.40
Bea Sys Inc Com	Purchase			08-Sep-00	22-Aug-01	2,700	172,552.14	42,452.84	(130,099.30)
BEA Systems Inc	Purchase			22-Nov-00	20-Mar-01	22,500	1,592,828.13	741,069.04	(851,759.09)
Bear Stearns Co Inc	Purchase	7.800%	15-Aug-07	10-Aug-00	18-Feb-01	250,000	249,665.00	263,877.50	14,212.50
Bear Stearns Co, Inc	Purchase	7.800%	15-Aug-07	26-Jan-01	18-Feb-01	300,000	310,554.00	318,653.00	8,099.00
Bear Stearns Co Inc	Purchase	6.500%	01-May-06	20-Apr-01	22-Oct-01	100,000	99,965.00	104,635.00	4,670.00
Bear Stearns Cos Inc	Purchase	7.625%	07-Dec-09	12/01/99	02/12/01	950,000	947,501.50	994,764.00	47,262.50
Bear Stearns Cos Inc Com	Purchase			24-Jan-01	07-Mar-01	925	55,902.38	48,816.54	(7,085.84)
Bear Stearns Cos Inc Com	Gift			11-Aug-99	10-Jul-01	184	6,882.95	10,728.68	3,845.73
Bear Stearns Cos Inc Com	Purchase			11-Jul-01	17-Dec-01	150	8,443.47	8,551.21	107.74
Beckman Coulter Inc Com	Gift			08-Dec-99	18-Jul-01	630	15,073.54	28,008.86	12,935.32
Beckman Coulter Inc Com	Purchase			11-Jan-01	18-Jul-01	1,070	40,635.93	47,570.81	6,934.88
Beckman Coulter Inc Com	Purchase			11-Jan-01	28-Sep-01	900	34,179.75	37,192.42	3,012.67
Beckman Coulter Inc Com	Purchase			11-Jan-01	17-Dec-01	275	10,443.81	11,813.60	1,369.79
Beckman Coulter Inc Com	Purchase			11-Jan-01	17-Dec-01	300	11,393.25	12,887.57	1,494.32
Becton Dickinson & Co	Purchase			15-Jul-99	13-Sep-01	4,000	113,770.80	141,013.69	27,242.89
Bed Bath Beyond Inc Com	Purchase			28-Jun-00	21-Dec-01	100	1,770.81	3,236.19	1,465.38
Bed Bath & Beyond, Inc	Purchase			24-Aug-95	20-Mar-01	9,000	29,953.12	239,054.53	209,101.41
Bed Bath & Beyond, Inc	Purchase			20-Dec-95	20-Mar-01	5,600	23,275.00	150,738.17	127,463.17
Bed, Bath & Beyond, Inc	Purchase			31-Dec-98	20-Mar-01	3,600	9,365.15	95,621.81	34,256.66
Belden Inc Com	Purchase			10-Mar-99	02-May-01	200	3,577.00	4,711.84	1,134.84
Belden Inc Com	Purchase			11-Mar-99	02-May-01	1,850	33,738.45	43,584.54	9,846.09
Belden Inc Com	Gift			09-Apr-99	10-Jul-01	645	10,640.50	15,582.67	4,942.17
Bellsouth Cap Fdg Corp	Purchase	7.875%	15-Feb-30	04/04/01	04/04/01	500,000	535,605.00	536,805.00	1,145.00
Bellsouth Cap Fdg Corp	Purchase	7.875%	15-Feb-30	04/04/01	05/31/01	475,000	508,877.00	509,779.50	902.50
Bellsouth Capital Funding	Purchase	7.875%	15-Feb-30	04-Apr-01	29-May-01	215,000	230,333.80	228,600.80	(1,732.90)
Bellsouth Capital Funding	Purchase	7.875%	15-Feb-30	04-Apr-01	05-Jun-01	295,000	318,039.40	318,599.90	560.50
Bellsouth Corp	Purchase	6.875%	15-Oct-31	10/22/01	10/25/01	240,000	238,440.00	241,495.20	3,055.20
Bellsouth Corp	Gift			28-Jun-96	10-Jul-01	1,320	27,974.10	52,604.46	24,630.36
Bellsouth Corp	Purchase			29-Jun-00	31-Aug-01	100	4,432.25	3,728.37	(703.88)
Bellsouth Corp	Purchase			29-Jun-00	21-Dec-01	100	4,432.25	3,851.17	(581.08)
Berkshire Hathaway Cl A	Gift			28-Jan-99	06-Jul-01	1	38,290.18	70,497.62	32,207.44
Berkshire Hathaway Cl B	Gift			17-Feb-96	06-Jul-01	2	3,403.57	4,699.78	1,296.21
Big Lots Inc Com	Purchase			14-Sep-01				2.00	2.00
Blits Security Ltd Discount	Purchase		12-Sep-01	11-Jun-01	12-Sep-01	1,000,000	990,340.00	990,340.00	
BJ Services	Gift			22-Jul-99	06-Jul-01	150	4,074.68	4,048.36	(26.32)
BJ Svcs Co Com	Purchase			08-Dec-99	07-Mar-01	850	28,911.90	70,241.65	41,329.75
BJ Svcs Co Com	Purchase			08-Dec-99	10-Jul-01	155	2,636.09	3,922.91	1,286.82
BJ Svcs Co Com	Purchase			08-Dec-99	28-Nov-01	1,695	28,826.86	47,160.78	18,333.92
BJ Svcs Co Com	Purchase			28-Jan-00	28-Nov-01	155	7,310.58	4,312.64	(2,997.94)
BJ Svcs Co Com	Purchase			22-May-01	28-Nov-01	2,150	85,204.93	59,820.46	(25,384.47)
BJ Svcs Co Com	Purchase			22-May-01	05-Dec-01	1,050	41,611.71	32,821.90	(8,789.81)
BJ Svcs Co Com	Purchase			29-May-01	05-Dec-01	800	31,270.36	25,007.16	(6,263.20)
BJ Svcs Co Com	Purchase			28-Sep-01	05-Dec-01	2,550	40,374.66	78,710.34	38,335.68
BJS Whsl Club Inc	Gift			27-Aug-99	10-Jul-01	335	9,912.79	18,209.99	8,297.20
Bk Amer Corp Com	Purchase			29-Apr-99	15-Jun-01	100	5,212.46	5,802.86	590.38
Bk Amer Corp Com	Purchase			29-Apr-99	21-Dec-01	200	10,424.95	12,322.18	1,897.23
Black & Decker Corp Com	Purchase			28-Jun-00	21-Dec-01	100	3,657.25	3,698.17	40.92
Block H & R Inc Com	Purchase			29-Aug-01	17-Dec-01	200	7,618.00	8,037.73	419.73
Block H & R Inc Com	Purchase			28-Jun-00	21-Dec-01	100	1,828.63	4,261.15	2,432.52
Boeing Co Com	Purchase			28-Jun-00	18-Mar-01	100	4,130.13	5,371.82	1,241.69
Boeing Co Com	Purchase			01-Nov-00	17-Dec-01	150	9,968.31	5,596.31	(4,372.00)
Boeing Co Com	Purchase			28-Jun-00	21-Dec-01	100	4,130.13	3,865.17	(264.96)
Boise Cascade Corp Com	Purchase			01-Feb-01	25-Oct-01	600	20,001.72	18,291.46	(1,710.26)
Boise Cascade Corp Com	Purchase			01-Feb-01	28-Oct-01	1,900	63,338.78	57,798.92	(5,539.86)
Boise Cascade Corp Com	Purchase			02-Feb-01	28-Oct-01	1,300	43,212.26	39,546.63	(3,665.63)
Boise Cascade Corp Com	Purchase			02-Feb-01	29-Oct-01	200	6,848.04	5,957.98	(890.06)
Borders Group Inc	Purchase			07-Jun-01	17-Dec-01	350	6,664.00	6,530.78	(133.22)
BP Amoco	Gift			10-Feb-00	10-Jul-01	2,400	16,231.49	18,859.00	2,627.51
Brinker Intl Inc Com	Gift			30-Jun-99	10-Jul-01	488	8,945.20	12,155.67	3,210.47
Brinker Intl Inc Com	Purchase			30-Jun-99	17-Dec-01	250	4,587.26	7,082.26	2,494.98
Bristol Myers Squibb Co	Purchase	5.750%	01-Oct-11	09/25/01	11/29/01	980,000	976,236.80	982,822.40	6,585.60

RICHARD AND RHODA GOLDMAN FUND

94-6064502

YEAR ENDED DECEMBER 31, 2001

GAINS (LOSSES) - INVESTMENT SECURITIES

Description	How Acquired	Rate	Maturity	Date Acquired	Date Sold	Number of Shares or Par Value	Cost	Gross Sales Price	Gain (Loss)
Bristol Myers Squibb Co Com	Purchase			01-Dec-00	28-Mar-01	1 800	121 605 12	105 258 32	(16,346 80)
Bristol Myers Squibb Co Com	Gift			28-Jun-98	10-Jul-01	1 760	39 604 40	94 781 83	55 177 23
Bristol Myers Squibb Co Com	Purchase			01 Dec-00	17 Dec-01	300	19 290 16	15 107 49	(4 182 67)
Bristol Myers Squibb Co Com	Purchase			28-Jun-00	21 Dec-01	200	10 741 05	10 582 24	(158 81)
Bristol Myers Squibb Co	Purchase			15-Sep-99	31-Aug-01	1 900	139,190 73	107 013 16	(32 177 57)
Bristol Myers Squibb Co	Purchase			27-Jan-00	31 Aug-01	1 850	103 196 69	104 197 01	1 000 32
Bristol Myers Squibb Co	Purchase			27-Jan-00	14-Dec-01	1,800	95 056 33	79 868 21	(15 188 12)
Bristol-Myers Squibb	Purchase	4 750%	01-Oct-06	25-Sep-01	04-Dec-01	500 000	498 675 00	498 920 00	245 00
Bristol-Myers Squibb	Purchase	4 750%	01-Oct-06	25-Sep-01	19-Dec-01	175 000	174,538 25	172 880 75	(1 655 50)
Brit Telecommunications Plc	Purchase	8 625%	15-Dec-30	01/11/01	02/14/01	600,000	633,072 00	618 780 00	(14 292 00)
British Telecom Plc	Purchase	8 125%	15-Dec-10	05-Dec-00	24-Jan-01	100 000	102 423 00	107 275 00	4 852 00
British Telecom Plc	Purchase	8 125%	15-Dec-10	05-Dec-00	14-Feb-01	150 000	149,755 50	156,202 50	6,447 00
British Telecom Plc	Purchase	8 125%	15-Dec-10	05-Dec-00	16-Feb-01	100,000	97,251 00	103 501 00	6 250 00
British Telecom Plc	Purchase	8 125%	15-Dec-10	18-Dec-00	16-Feb-01	100 000	102 423 00	103 501 00	1 078 00
British Telecom Plc	Purchase	8 125%	15-Dec-10	18-Dec-00	20-Feb-01	100,000	102,423 00	103 130 00	707 00
Broadvision Inc Com	Purchase			03-Nov-00	31-Aug-01	500	17 839 75	654 97	(17 184 78)
Broadvision Inc	Purchase			20-Sep-00	20-Mar-01	22 205	769,927 08	126 351 12	(643 575 96)
Broadvision Inc	Purchase			10-Oct-00	20-Mar-01	16,250	365,828 13	92 465 92	(273,362 21)
Broadvision, Inc	Purchase			04-Jan-01	20-Mar-01	14,930	182,758 13	84 954 83	(97 803 30)
Broadwing Inc	Purchase			07 Feb-01	31-Oct-01	2,800	67,368 00	26 431 11	(40 936 89)
Brunswick Corp Com	Purchase			03 Feb-99	01-Feb-01	2 400	58,799 12	45 972 14	(10 826 98)
Brunswick Corp Com	Purchase			22-Jan-99	02-Feb-01	2 200	58 125 74	41 935 22	(14 190 52)
Brunswick Corp Com	Purchase			03-Feb-99	02-Feb-01	200	4 733 26	3 812 29	(920 97)
Bstn Scientific Corp Com	Purchase			28-Jun-00	21 Dec-01	100	2 128 00	2 481 21	355 21
Burl Northn Santa Fe Corp Com	Purchase				03-Apr-01			8 00	8 00
Burl Northn Santa Fe Corp Com	Purchase			28-Jun-00	21-Dec-01	100	2 213 50	2 851 20	637 70
Burlington Resources, Inc	Purchase	6 875%	15-Feb-26	06-Jul-00	07 Nov-01	185 000	162,622 40	178 393 80	13 771 40
C H Robinson Worldwide Inc Com	Purchase			09-Aug-00	17-Dec-01	150	4 307 81	4 019 86	(287 95)
Cablevision System Corp Cl A	Purchase			19-Jun-97	20-Mar-01	7,400	86 487 98	618 624 54	532 136 56
Cadence Design Sys Inc Com	Purchase			29-Aug-01	17-Dec-01	350	7 913 50	7,888 73	(24 77)
Cal Dive International	Gift			15-Oct 99	09-Jul-01	1 610	23,948 75	34,968 03	11 019 28
Callaway Golf Co Com	Purchase			07-Feb-01	22-Jun-01	3 250	71,922 50	47 988 39	(23 954 11)
Calpine Corp	Gift			10-Feb-98	04-Jun-01	5 160	10 531 00	225 639 28	215 108 28
Calpine Corp	Gift			16-Mar-00	09-Jul-01	600	15 457 25	25 805 13	10,347 88
Canadian Pacific Ltd	Purchase			02-Dec-92	29-May-01	4,000	45,160 00	168 779 69	123 619 69
Canadian Pacific Ltd	Purchase			05 Feb-93	29 May 01	2 600	33,878 00	109,708 80	75 828 80
Canadian Pacific Ltd	Purchase			05-Feb-93	06-Jun-01	2 500	32 575 00	104,477 76	71,902 76
Cap 1 Fnd Com	Gift			04-Feb-98	10-Jul-01	290	6 292 49	17,271 82	10 979 33
Cardinal Hlth Inc	Purchase			01-Feb-01	22-May-01	1 650	105 533 78	112,008 82	6 475 04
Cardinal Hlth Inc	Purchase			28-Jun-01	17-Dec-01	200	13,905 62	13 129 58	(776 06)
Carnival Corp Com	Gift			28-Jun-98	04-Jan-01	3,195	48,425 50	98 837 62	52 412 12
Carnival Corp Com	Gift			13-Nov-98	04-Jan-01	2 405	35 479 87	74 420 59	38 940 92
Carnival Corp Com	Gift			13-Nov-96	24-Jan-01	676	9,966 28	22 851 48	12,885 20
Carnival Corp Com	Gift			19-Dec-96	24-Jan-01	1 724	27 933 95	58 316 45	30,382 50
Carnival Corp Com	Purchase			27-Jan-99	24-Jan-01	400	17 874 00	13,527 98	(4 346 02)
Carnival Corp Com	Purchase			28-Apr-00	18 Dec-01	450	11,033 64	12 089 81	1 055 97
Caterpillar Financial Services	Purchase	5 880%	12-Sep-01	09-Apr-01	12-Sep-01	1,000 000	1 005 000 00	1 000,000 00	(5 000 00)
Caterpillar Inc Com	Purchase			28-Jun-00	21-Dec-01	100	3,589 75	5,146 12	1 576 37
CC (USA), Inc Discount	Purchase			16-Jul-01	20-Apr-01	1,000 000	989 968 68	989,968 86	
CC (USA) Inc Discount	Purchase			16-Jul-01	14-May 01	500,000	490,210 00	490 210 00	
Cendant Corp	Purchase			11-Jan-01	17-Dec-01	750	9 786 39	13,994 53	4 208 14
Cendant Corp	Purchase			11-Jan-01	17-Dec-01	500	6,524 26	9 329 88	2,805 42
Cendant Corp	Purchase			11-Jan-01	18-Dec-01	1 350	17 615 50	26,353 54	8,738 04
Centex Corp Com	Gift			20-Feb-97	10-Jul-01	400	8,134 60	18 332 45	8 197 85
Centillum Communications	Purchase			21-Apr 99	27-Feb-01	1,035	2 070 00	35,342 67	33 272 67
Centillum Communications	Purchase			21 Apr-99	25-Apr-01	1 552	3,460 00	51 214 29	47,754 29
Centillum Communications	Purchase			21-Apr-99	14-May-01	1 552	7 449 00	50,310 72	42,861 72
Centurytel Inc	Purchase			22-Nov-00	07-Feb-01	2,100	73,101 00	63,921 88	(9 179 14)
Centurytel Inc	Purchase			31-Oct-01	17-Dec-01	150	4 801 50	4 868 83	67 33
Cerergy Inc Com	Purchase			29-Jun-00	09-Jul-01	150	3,354 90	4 536 57	1 181 67
Charter 1 Fnd Inc Com	Purchase			25-Apr-01	17-Dec-01	500	13 542 43	13,319 55	(222 88)
Chase Manhattan Corp	Purchase	7 875%	15-Jun-10	10/24/00	03/13/01	1 000,000	1 028,210 00	1,101 240 00	73,030 00
Check Pt Software	Purchase			11-Apr-00	23-Jan-01	2,300	177 905 50	332 758 80	154,851 30
Check Pt Software	Purchase			11 Apr-00	24-Apr-01	9 075	519,191 64	663 130 98	143,939 34
Check Pt Software	Purchase			09-Jun-00	24-Apr-01	2 425	183,934 96	177 200 29	(6 734 67)
Check Pt Software	Gift			24-Aug-99	09-Jul-01	330	3 976 53	14 629 79	10,653 26
Check Pt Software	Gift			04-Apr-00	10-Jul-01	195	10,091 25	8 781 95	(1,309 30)
Check Pt Software	Purchase			09-Jun-00	27-Dec-01	4,475	339 426 36	188,080 32	(151 366 04)
Check Pt Software	Purchase			01-Dec-00	27-Dec-01	2,100	152,806 08	88 251 77	(64 554 31)
Check Pt Software	Purchase			06-Mar-01	27-Dec-01	1 750	117,420 80	73,543 14	(43 877 66)
Check Pt Software Technologies	Purchase			15-May-01	18-Dec-01	300	17,024 87	13,085 58	(3 939 11)

RICHARD AND RHODA GOLDMAN FUND

94-6064502

YEAR ENDED DECEMBER 31, 2001

GAINS (LOSSES) - INVESTMENT SECURITIES

Description	How Acquired	Rate	Maturity	Date Acquired	Date Sold	Number of Shares or Par Value	Cost	Gross Sales Price	Gain (Loss)
Checkfree Corp	Purchase			27-Dec-99	20-Mar-01	2 800	270 886 43	123,112 18	(147 774 25)
Checkfree Corp	Purchase			08-May-00	20-Mar-01	2 400	124 994 43	105 524 71	(19 469 72)
Checkpoint Software	Purchase			18-Jan-01	12 Feb-01	4 956	2 081 52	691 801 59	689 720 07
Checkpoint Software	Purchase			18-Apr-01	19-Apr-01	2 478	153 350 04		(153,350 04)
Chevrontexaco Corp Com	Purchase			28-Jun-00	21 Dec-01	100	7,274 03	8 861 00	1 586 97
Chevrontexacocorp	Purchase			29-Jun-00	06-Jul-01	100	8 675 08	9 098 19	423 11
China Mobile	Gift			09-Aug-99	10-Jul-01	1 500	4,253 90	7,129 75	2 875 85
Ciena Corp	Purchase			27-Oct-00	20-Mar-01	7 000	762,562 50	409,923 83	(352,638 67)
Ciena Corp	Purchase			04-Jan-01	20-Mar-01	4 605	374 571 16	269 671 32	(104 899 84)
Cigna Corp Com	Gift			28-Jun-98	10-Jul-01	350	13,753 25	32,954 41	19 201 16
Cigna Corp Com	Purchase			01 Nov-00	17-Dec-01	100	11 888 08	8 870 70	(3 017 38)
Circuit Cy Stores Inc Com	Purchase			22-Jun-01	26-Sep-01	3 650	65 152 50	38,907 69	(26,244 81)
Cirrus Logic Inc Com	Purchase			22-Jun-01	17-Dec-01	400	7,859 72	5,659 81	(2,199 91)
Cisco Sys Inc Com	Purchase			05 May 99	10-Jan-01	1 500	39 930 86	52,548 79	12,617 93
Cisco Sys Inc Com	Gift			08-Feb-98	10-Jul-01	3 690	39,699 36	63 795 02	24 095 66
Cisco Sys Inc Com	Purchase			29-Jun-00	13-Dec-01	100	8 360 38	1 899 93	(4 460 45)
Cisco Sys Inc Com	Purchase			05-May-99	17-Dec-01	200	5 324 12	3 849 87	(1,474 25)
Cisco Sys Inc Com	Purchase			15-Sep-99	17-Dec-01	900	32,184 14	17,324 42	(14 859 72)
Cisco Sys Inc Com	Purchase			15-Sep-99	18-Dec-01	100	3 578 01	1,955 93	(1 620 08)
Cisco Sys Inc Com	Purchase			18 Nov 99	18-Dec-01	550	23 836 72	10 757 64	(13 079 08)
Cisco Sys Inc Com	Purchase			29-Jun-00	21-Dec-01	600	38,162 25	10 921 43	(27 240 82)
Cisco Systems Inc	Purchase			04-Nov 98	21-Feb-01	2,300	15 259 56	70,722 65	55 463 09
Cisco Systems Inc	Purchase			13-Mar-97	21 Feb-01	5 300	31 441 22	162 969 56	131,528 34
Cisco Systems, Inc	Purchase			13-Mar-97	20-Mar-01	10 000	59 322 63	210 617 98	151 295 35
Cisco Systems Inc	Purchase			08-Oct 97	20-Mar-01	17,100	153 778 21	360 158 74	208,378 53
Cisco Systems Inc	Purchase			09-Oct-98	20-Mar 01	1 600	19 603 32	33 698 88	14 095 56
Cisco Systems, Inc	Purchase			20-Sep-00	20-Mar-01	600	37 012 50	12 637 07	(24 375 43)
Cisco Systems, Inc	Gift			31-Jul 97	25-May 01	8 000	53 220 00	138 298 08	83 078 08
Cisco Systems Inc	Gift			14-Jan-98	25-May-01	2 000	18 910 61	45 432 68	26 522 07
Cisco Systems, Inc	Gift			14-Jan-98	13-Jun-01	9,000	85 097 74	180,043 49	94 945 75
Cisco Systems Inc	Gift			31-Jul 97	10-Jul-01	7,900	88 483 22	138 289 93	47,806 71
Cisco Systems Inc	Gift			06-Oct-98	10-Jul-01	3 800	46,759 00	65 557 18	18 798 18
Cisco Systems, Inc	Gift			14-Jan-98	02-Aug-01	5,300	50,113 11	107 679 18	57 566 05
Cisco Systems, Inc	Gift			14-Jan-98	30-Oct-01	4 500	43 850 75	73 747 59	29 896 84
Cisco Systems Inc	Gift			14-Jan-98	20-Nov-01	4 500	41,687 33	90 332 68	48 645 35
Cisco Systems, Inc	Gift			14-Jan-98	19-Dec-01	2,300	21 308 85	45 325 05	24 018 20
Cisco Systems, Inc	Purchase			05-Oct-98	19 Dec-01	11 100	144,314 37	218 742 59	74 428.22
CIT Group Inc	Purchase	6 500%	07 Feb-06	31-Jan-01	16-Mar-01	250 000	249,547 50	251 940 00	2 392 50
Citicorp Coupon	Purchase			14-May-01	25-Apr-01	1 225,000	1 222 142 35	1,222,142 35	
Citicorp Coupon	Purchase			16-Nov-01	18-Nov-01	1,200,000	1,197 788 00	1,197 788 00	
Citicorp Coupon	Purchase			17-Dec-01	18 Nov-01	1,200 000	1,197 902 33	1,197,902 33	
Citigroup Inc	Purchase	7 250%	01-Oct-10	11/30/00	01/08/01	135 000	133 941 80	141,968 70	8,027 10
Citigroup Inc	Purchase	7 250%	01-Oct 10	03/13/01	03/28/01	1,000,000	1,057 410 00	1 047,480 00	(9 930 00)
Citigroup Inc	Purchase	6 500%	18-Jan-11	01/08/01	04/19/01	975 000	972 309 00	979,124 25	6,815 25
Citigroup Inc Com	Purchase			28-Jun-00	15-Jun-01	100	4 781 98	4 930 89	148 91
Citigroup Inc Com	Gift			30-Dec-98	10-Jul-01	3,140	41,554 79	158 213 04	116 658 25
Citigroup Inc Com	Purchase			23-Mar-99	17 Dec-01	725	22 331 05	34,001 38	11,670 31
Citigroup Inc Com	Purchase			23-Mar-99	18-Dec-01	300	9,240 44	14 285 52	5 045 08
Citigroup Inc Com	Purchase			28-Jun-00	21 Dec-01	200	9 563 96	10,032 28	468 30
Citigroup, Inc	Purchase	5 750%	10-May-08	18-May-01	18-Jun-01	385,000	381,043 40	363 992 60	2 949 20
Citizens Communication	Purchase	9 250%	15-May-11	13-Jun-01	16-Jul-01	100 000	105 682 00	105,433 00	(249 00)
Citizens Communication	Purchase	9 250%	15-May-11	13-Jun-01	11-Oct-01	125,000	132,102 50	141,138 75	9 036 25
Citizens Communication	Purchase	9 250%	15-May-11	13-Jun-01	09-Nov-01	75 000	79,261 50	83 814 00	4,552 50
Citizens Communications Co Com	Purchase			26-Feb-01	21-Dec-01	100	1,580 10	1 045 26	(514 84)
Citrix Sys Inc Com	Purchase			28-Jun-00	21-Dec-01	100	1,905 13	2,350 22	445 09
City Natl Corp Com	Purchase			26-Jul-00	22-Jun-01	950	35,047 40	42,568 07	7,520 67
City Natl Corp Com	Purchase			26-Jul-00	18-Oct-01	1 950	71 939 40	79 578 84	7,637 44
Clear Channel Communications	Purchase			24-Aug-95	20-Mar-01	3 700	35,409 00	208 893 02	171 484 02
Clear Channel Communications Inc	Purchase			07-Dec-99	23-Feb-01	550	46 700 06	30,778 86	(15,921 20)
Clear Channel Communications, Inc	Purchase			18-Feb-00	23-Feb-01	2,400	194,825 04	134 307 74	(60 517 30)
Clear Channel Communications Inc	Purchase			02-May-00	23-Feb-01	1 750	127 185 28	97 932 73	(29,252 55)
Clear Channel Communications Inc	Purchase			30-Jun-00	23-Feb-01	8 200	473 392 68	348 961 76	(128,430 90)
Clear Channel Communications, Inc	Purchase			30-Jun-00	02-Mar-01	400	28 858 52	23,448 78	(5 411 74)
Clear Channel Communications, Inc	Purchase			31-Oct-00	02-Mar-01	2 350	137 696 37	137,749 82	53 45
Clear Channel Communications Inc	Purchase			17-Jan-01	02-Mar-01	3,550	227,117 64	208 090 14	(19 027 50)
Clorox Co Com	Purchase			07-Nov-01	17 Dec-01	200	7 804 20	7 681 74	(122 46)
Clorox Co Com	Purchase			28-Jun-00	21-Dec-01	100	4 505 13	3 931 18	(573 97)
Cms Energy Corp Com	Purchase			28-Jun-00	21-Dec-01	100	2 208 25	2 400 21	191 96
CNA Financial Corp	Purchase			16-Jan-01	13-Sep-01	5 720		7 015 91	7 015 91
Coca Cola Co Com	Purchase			28-Jun-00	06-Jul-01	100	5 782 25	4 458 35	(1 323 90)
Coca Cola Co Com	Purchase			22-Aug-01	17-Dec-01	350	18 844 35	18 312 95	(531 40)

RICHARD AND RHODA GOLDMAN FUND
94-6064502
YEAR ENDED DECEMBER 31, 2001

GAINS (LOSSES) - INVESTMENT SECURITIES

Description	How Acquired	Rate	Maturity	Date Acquired	Date Sold	Number of Shares or Par Value	Cost	Gross Sales Price	Gain (Loss)
Coca Cola Co Com	Purchase			28-Jun-00	21-Dec-01	200	11 564 50	9 758 27	(1 806 23)
Coca Cola Enterprises, Inc	Purchase	5 750%	01-Nov-08	12 Nov-98	24-May-01	900 000	897 012 00	868 284 00	(28 728 00)
Coca Cola Enterprises, Inc	Purchase	5 750%	01-Nov-08	21-Dec-98	24-May-01	150 000	151 380 00	144 714 00	(6 666 00)
Colgate-palmolive Co Com	Purchase			14-Jun-00	14-Feb-01	400	22 790 52	22 698 08	(92 44)
Colgate-palmolive Co Com	Purchase			14-Jun-00	02-Jul-01	1 700	96 859 72	101 498 98	4 637 26
Colgate-palmolive Co Com	Gift			28-Jun-98	10-Jul-01	910	19 282 90	52 689 33	33 406 43
Colgate-palmolive Co Com	Purchase			14-Jun-00	28-Sep-01	2 150	122 499 04	123 997 33	1 498 29
Colgate-palmolive Co Com	Purchase			03-Aug-00	28-Sep-01	650	38 911 16	37 487 56	576 40
Colgate-palmolive Co Com	Purchase			03-Aug-00	27-Nov-01	1,500	85 179 60	87,178 89	1 999 29
Colgate-palmolive Co Com	Purchase			01 Nov-00	27-Nov-01	400	22 897 04	23,247 70	350 66
Colgate palmolive Co Com	Purchase			01 Nov-00	17 Dec-01	150	8 586 39	8 478 21	(110 18)
Colgate-palmolive Co Com	Purchase			28-Jun-00	21-Dec-01	100	5 675 96	5 768 10	92 14
Columbia Sportswear Co Com	Purchase			31-Oct-01	17-Dec-01	200	5 874 00	6,141 79	267 79
Comcast Corp Cl A Spl	Purchase			21-Jan-00	17-Dec-01	300	15,902 46	11 574 61	(4,327 85)
Comcast Corp Cl A Spl	Purchase			28-Jun-00	21 Dec-01	100	3 885 37	3 520 18	(365 19)
Comcast Corp Cl A	Purchase			28 Apr-01	19-Dec-01	2 400	102 835 44	93 668 87	(9,166 57)
Comerica Inc Com	Purchase			01-Jun-00	01-Feb-01	800	42,256 16	47,624 65	5,368 49
Comerica Inc Com	Purchase			01-Jun-00	25-Apr-01	3 400	179 588 68	175 628 61	(3 960 07)
Coml Mtg Acep Corp Passthr Cl A 1	Purchase	6 230%	15-Jul-31	04/29/99	01/16/01	5 540	5 591 36	5,540 07	(51 29)
Coml Mtg Acep Corp Passthr Cl A 1	Purchase	6 230%	15-Jul-31	04/29/99	02/15/01	5 575	5,628 66	5,575 05	(51 61)
Coml Mtg Acep Corp Passthr Cl A 1	Purchase	6 230%	15-Jul-31	04/29/99	03/15/01	824 048	831 676 95	835 636 21	3 959 26
Coml Mtg Acep Corp Passthr Cl A 1	Purchase	6 230%	15-Jul-31	04/29/99	03/15/01	8 229	8 305 34	8 229 16	(78 18)
Coml Mtg Acep Corp Passthr Cl A 2	Purchase	6 030%	15-Mar-08	11/07/00	06/06/01	750 000	705 263 67	744 726 56	39 462 89
Comm Bancshares Inc Com	Purchase			11-Jan-01	02-May-01	1,725	69 648 88	58 183 17	(11,463 71)
Commerce One Inc	Purchase			22-Nov-00	21-Feb-01	21 400	1,212 137 42	568,882 08	(645,255 34)
Commerce One Inc	Purchase			24-Nov-99	20-Mar-01	1 800	94 673 15	20 339 32	(74 333 83)
Commerce One, Inc	Purchase			09-Dec-99	20-Mar-01	1,800	125 260 95	20,339 32	(104 921 63)
Commerce One Inc	Purchase			27 Dec-99	20-Mar-01	1 000	128 343 75	11 299 62	(117 044 13)
Commerce One Inc	Purchase			22-Nov-00	20-Mar-01	8 100	287,438 18	85 448 91	(201,987 27)
Commerce One, Inc	Purchase			04-Jan-01	20-Mar-01	13,720	302 012 87	144,735 68	(157 277 19)
Compaq Computer Corp Com	Purchase			28-Jun-00	21-Dec-01	200	5,522 00	1,990 53	(3,531 47)
Compass Bancshares Inc Com	Purchase			11 Dec-00	24-Jan-01	4 500	98,330 40	95 894 95	(2,435 45)
Compass Bancshares Inc Com	Purchase			07-Mar-01	17-Dec-01	400	9,060 72	10 979 63	1 918 91
Compass Security Discoung	Purchase		14-May-01	05-Apr-01	14-May-01	1,500 000	1 491,858 75	1 491 858 75	
Computer Sciences Co	Purchase	6 750%	15-Jun-06	08-Jun-01	14-Jun-01	200,000	199 330 00	200 182 00	852 00
Computer Sciences Co	Purchase	6 750%	15-Jun-06	08-Jun-01	15-Jun-01	150 000	149 497 50	150,349 50	852 00
Computer Sciences Co	Purchase	6 750%	15-Jun-06	08-Jun-01	18-Jun-01	150 000	149,497 50	150 279 00	781 50
Computer Sciences Corp	Purchase	6 750%	15-Jun-06	06/08/01	06/11/01	300,000	298 995 00	300 273 00	1 278 00
Computer Sciences Corp	Purchase	6 750%	15-Jun-06	06/08/01	06/13/01	500 000	498,325 00	500,930 00	2 605 00
Compuware Corp	Purchase			22 Dec-00	27-Feb-01	4,400	25 947 68	56 828 50	30,880 82
Converse Tech Inc	Purchase			20-Apr-01	16-Jul-01	1 100	81 115 87	28 276 64	(52,839 23)
Converse Tech Inc	Purchase			23-Apr-01	16-Jul-01	900	62 703 27	23 135 44	(39,567 83)
Converse Tech Inc	Purchase			13-Jun-01	07 Nov-01	1 300	83 237 70	26 304 62	(56 933 08)
Conagra Foods Inc	Purchase			15-Sep-99	17-Dec-01	500	12 220 50	11,829 60	(390 90)
Concord Efs Inc Com	Purchase			11-Oct-99	05-Apr-01	1 500	33,248 70	56,623 11	23 374 41
Concord Efs Inc Com	Purchase			11-Oct 99	02-May-01	1 275	28 261 40	58,864 79	30 603 39
Concord Efs Inc Com	Purchase			02-Oct-00	02-May-01	1,400	48,125 00	64,635 84	16 510 84
Conectiv Inc	Purchase			07-Oct-98	11-Jan-01	850	20 327 75	15 477 98	(4 849 77)
Conectiv Inc	Purchase			11-Nov 98	11-Jan-01	2 000	47,068 40	36,418 78	(10,649 62)
Conectiv Inc	Purchase			31-Dec-98	11-Jan-01	2,350	58 494 00	42 792 07	(13 701 93)
Conseco Inc Com	Purchase			28-Jun-00	21-Dec-01	100	613 50	369 28	(244 22)
Continental Airlines 99--1 A	Purchase	6 545%	02-Aug-19	22-Sep-99	02-Feb-01	35,999	33,198 44	35,998 98	2,802 52
Continental Airlines 99--1 A	Purchase	6 545%	02 Aug-19	22-Sep-99	04-Jun-01	655 157	804,153 45	635,298 00	31,144 55
Continental Airlines 99--1 A	Purchase	6 545%	02-Aug-19	22 Sep-99	02-Aug-01	174	160 87	174 45	13 58
Continental Airlines 99--1 A	Purchase	6 545%	02-Aug-19	22 Sep-99	04-Oct-01	280 608	258 782 04	254,625 89	(4 136 15)
Continental Airlines Pass Thru	Purchase	7 256%	15-Sep-21	11-Jun-99	15-Mar-01	1,692	1 668 64	1,692 09	25 45
Continental Airlines Pass Thru	Purchase	7 256%	15-Sep-21	11-Jun-99	20-Sep-01	12 283	12,097 78	12,282 51	184 73
Continental Airlines Pass Thru	Purchase	7 256%	15-Sep-21	17-Nov-99	27-Sep-01	257 970	251 439 99	240 810 47	(10 629 52)
Contl Airl Inc Cl B	Purchase			09-Jun-00	18-Jul-01	1 400	69 577 90	71,481 81	1,903 71
Convergys Corp Com	Purchase			14-Jun-99	11-Jan-01	1,475	28 200 23	64 838 83	36 638 60
Convergys Corp Com	Purchase			14-Jun-99	24-Jan-01	1 250	23 898 50	60,391 73	36,493 23
Convergys Corp Com	Purchase			14-Jun-99	21-Feb-01	625	11 949 25	25 838 63	13,887 38
Convergys Corp Com	Purchase			12 Apr-00	21-Feb-01	550	20,820 58	22 738 24	1 915 66
Convergys Corp Com	Purchase			28-Sep-01	17-Dec-01	250	8 894 70	9,089 69	2 194 99
Convergys Corp	Gift			05-Nov-98	04-Jun-01	910	13,865 00	35 579 81	21,714 81
Cooper Ind Inc Com	Purchase			02-Mar-00	15-Feb-01	1 200	38,794 16	56 386 11	19 591 95
Cooper Ind Inc Com	Purchase			02-Mar-00	28-Mar-01	1 550	47 525 79	51,259 43	3 733 64
Cooper Ind Inc Com	Purchase			08-Sep-00	28-Mar-01	1,800	58,614 08	52 912 95	(3,701 13)
Coors Adolph Co Cl B	Purchase			26-Jul-00	21-Mar-01	1 800	111,933 00	115 808 13	3 875 13
Coors Adolph Co Cl B	Purchase			18-Jan-01	22-May-01	1,300	81 776 11	67 137 82	(14,638 29)
Coors Adolph Co Cl B	Purchase			28-Jun-01	22-Aug-01	100	5,190 50	4,748 84	(443 66)

RICHARD AND RHODA GOLDMAN FUND

84-6084502

YEAR ENDED DECEMBER 31, 2001

GAINS (LOSSES) - INVESTMENT SECURITIES

Description	How Acquired	Rate	Maturity	Date Acquired	Date Sold	Number of Shares or Par Value	Cost	Gross Sales Price	Gain (Loss)
Coors Adolph Co Cl B	Purchase			28-Jun-01	22-Aug-01	1 600	83 048 00	75,893 31	(7 154 69)
Coors Adolph Co Cl B	Purchase			25-Jul-01	22-Aug-01	300	15,477 00	14 229 99	(1 247 01)
Corning Inc Com	Purchase			23-Nov 99	14-May 01	900	29 887 62	19 184 86	(10,722 76)
Corning Inc Com	Purchase			13-Apr-00	14-May 01	1,800	95,228 94	38 329 71	(56 899 23)
Corning Inc Com	Purchase			13-Apr-00	17-Dec-01	500	26,452 48	4 244 85	(22 207 63)
Corvis Corp.	Purchase			27-Jul-00	20-Mar-01	700	25,200 00	5 820 31	(19 379 69)
Corvis Corp	Purchase			29-Dec-00	20-Mar-01	1 400	32,756 92	11,640 61	(21 118 31)
Corvis Corp	Purchase			02-Jan-01	20-Mar 01	900	18 772 29	7,483 24	(11,289 05)
Costco Whsl Corp	Purchase			02-Mar-00	31 May-01	1 600	78,878 48	81 413 79	(17 462 69)
Costco Whsl Corp	Purchase			08-Mar-00	31-May-01	1 300	58 610 89	49,898 70	(8,712 19)
Costco Whsl Corp	Purchase			24-May-00	31 May 01	1 400	42 391 16	53,737 07	11 345 91
Costco Whsl Corp	Purchase			24-May 00	18-Dec-01	300	9 083 82	12 992 80	3,908 98
Costco Whsl Corp New Com	Purchase			28-Jun-00	21 Dec-01	100	3 236 38	4,361 15	1 124 77
Costco Whsl Corp	Purchase			24-Dec-98	08-Jan-01	7 500	249,133 65	303 933 36	54 799 71
Costco Whsl Corp	Purchase			24-Dec-98	09-Mar-01	2 500	86 254 75	98,517 97	12 263 22
Costco Whsl Corp	Purchase			28-Jan-99	09-Mar-01	8,000	220 307 70	236,443 12	16,135 42
Costco Whsl Corp	Purchase			22 Feb-00	09-Mar-01	1 000	43 300 80	39,407 18	(3 893 62)
Costco Whsl Corp	Purchase			22-Feb-00	04-May-01	6 000	259,804 80	208 064 08	(51 740 74)
Costco Whsl Corp	Purchase			22-Feb-00	21-Jun-01	1,400	60 621 12	59,918 00	(703 12)
Costco Whsl Corp	Purchase			31 May 00	21-Jun-01	3,000	85,759 50	119,728 00	33 968 50
Costco Whsl Corp	Purchase			31-May 00	02-Jul-01	5 600	169,474 90	232 836 88	63 361 98
Costco Whsl Corp	Purchase			09-Jun-00	02-Jul-01	2,000	84 405 00	83,158 02	18 751 02
Countrywide Cr Ind Inc Com	Purchase			01-Dec-00	14-Feb-01	2 900	108,002 96	133 356 98	25 354 02
Countrywide Cr Ind Inc Com	Purchase			25-Jul-01	17-Dec-01	200	8 474 00	8 331 72	(142 28)
Cox Communications Inc Cl A	Gift			24-Aug-99	10-Jul-01	268	9,242 55	11,394 38	2 151 83
Cox Communications Inc Cl A	Purchase			26-Sep-01	13-Dec-01	100	3,803 00	3 873 39	70 39
Cox Communications Inc Cl A	Purchase			26-Sep-01	13-Dec-01	1 700	66 364 60	65 847 64	(516 96)
Cox Radio, Inc	Purchase			24-Feb-00	20-Mar-01	4 500	129,848 47	97,919 43	(31 729 04)
Cox Radio, Inc	Purchase			25-Feb-00	20-Mar-01	300	7,911 25	6 527 97	(1,383 28)
Cox Radio, Inc	Purchase			12-May 00	20-Mar-01	1 800	45 098 00	39,167 76	(5 930 24)
CP Ships Ltd	Purchase			05-Feb-93	27 Dec-01	725	2 063 15	7,531 05	5 467 90
CP Ships Ltd	Purchase			08-Apr 94	27 Dec-01	1 000	3,368 83	10 387 65	7,018 82
CP Ships Ltd	Purchase			14-Dec-94	27-Dec-01	875	2 800 59	9 089 19	6 288 60
Crescent Real Estate	Gift			26-Jun-96	04-Jun-01	2,860	49 277 00	85 460 41	18,183 41
CSX Corp	Purchase	6 750%	15-Mar-11	08-Mar-01	08-May-01	300 000	299 157 00	298 899 00	(258 00)
CVS Corp Com Stk	Purchase			28-Jun-00	21-Dec-01	100	3 818 41	2,991 20	(827 21)
Cypress Semiconductor Corp Com	Gift			11-Nov 98	10-Jul-01	445	5,208 59	9 549 38	4,342 79
Cytec Ind Com	Purchase			11-Feb-99	30-Jan-01	1,200	30,182 38	38 958 98	8,796 62
Cytec Ind Com	Purchase			12-Feb-99	30-Jan-01	700	17 515 33	22,728 07	5,210 74
Cytec Ind Com	Purchase			16-Feb-99	30-Jan-01	1,300	33 100 99	42,205 56	9,104 57
Cytec Ind Com	Purchase			17-Feb-99	30-Jan-01	1 200	31,154 04	38 958 98	7,804 94
Cytec Ind Com	Purchase			27-Aug-99	01-Aug-01	2,400	58 919 04	77,200 38	18,281 34
Cytec Ind Com	Purchase			30-Aug-99	01-Aug-01	625	15,175 69	20 104 27	4,928 58
Daimler Chrysler N Ameri Holding Corp	Purchase	8 500%	18-Jan-31	11-Jan-01	11-Jul-01	215,000	213,318 55	229,822 10	16,505 55
Daimler Chrysler N Ameri Holding Corp	Purchase	8 500%	18-Jan-31	24-Jan-01	11-Jul-01	215,000	221 882 20	229,822 10	8 139 90
Daimlerchrysler	Purchase	8 900%	01 Sep-04	28-Jun-00	13-Feb-01	239 000	233 658 35	238 223 25	4 584 90
Daimlerchrysler	Purchase	6 900%	01-Sep-04	28-Jun-01	02 Nov-01	30,000	30,825 90	31,035 60	209 70
Daimlerchrysler	Purchase	6 900%	01-Sep-04	28-Jun-01	24-Dec-01	235 000	241,469 55	241 466 00	18 45
Daimlerchrysler	Purchase	7 001%	18-Aug-04	10-Aug-00	17-Jan-01	130,000	130,000 00	128,027 20	(3,972 80)
Daimlerchrysler	Purchase	8 500%	18-Jan-31	11-Jan-01	18-Jan-01	500,000	496,085 00	499 190 00	3 105 00
Daimlerchrysler	Purchase	7 750%	18-Jan-11	11-Jan-01	18-Jan-01	500,000	496 785 00	497,775 00	990 00
Darden Restaurants Inc Com	Gift			21-Oct 97	18-Mar-01	1,150	13 253 75	26 682 10	13,428 35
Darden Restaurants Inc Com	Purchase			09-Apr 98	18-Mar-01	4 600	76,808 04	106,728 39	29,920 35
Darden Restaurants Inc Com	Purchase			01-Jul-98	16-Mar-01	1 650	26 618 29	38,283 01	11 664 72
Darden Restaurants Inc Com	Purchase			01-Jul-98	02-May-01	250	4 033 08	6 827 27	2 794 19
Darden Restaurants Inc Com	Purchase			06-Jul-98	02-May-01	600	10 048 50	16 385 45	6,336 95
Darden Restaurants Inc Com	Purchase			07-Jul-98	02-May-01	900	15 460 02	24,578 18	9 118 16
Darden Restaurants Inc Com	Gift			22-Aug-97	10-Jul-01	890	8,786 53	25 506 54	18,720 01
Darden Restaurants Inc Com	Gift			07-Jul-98	10-Jul-01	650	11 165 57	18,628 38	7 462 81
Darden Restaurants Inc Com	Gift			10-Sep-98	10-Jul-01	570	9 082 78	16 335 65	7,252 87
Darden Restaurants Inc Com	Purchase			10-Sep-98	01-Aug-01	650	10,357 55	19 265 38	8 907 81
Darden Restaurants Inc Com	Purchase			12-Jul-00	01 Aug-01	350	6 227 90	10 373 65	4,145 75
Darden Restaurants Inc Com	Purchase			12-Jul-00	17-Dec-01	200	3,558 80	7,263 75	3 704 95
Darden Restaurants Inc Com	Purchase			12-Jul-00	17-Dec-01	250	4 448 50	9 079 69	4 631 19
Deere & Co Com	Purchase			28-Jun-00	21-Dec-01	100	3,891 50	4 251 15	359 65
Dell Computer Corp Com	Purchase			01-Jun-00	17 Dec-01	400	17 325 56	11 219 62	(6 105 94)
Dell Computer Corp Com	Purchase			28-Jun-00	21-Dec-01	300	14 640 39	8 277 62	(6,362 77)
Dell Computer Corp	Purchase			15-Dec-99	20-Feb-01	5,250	228 834 37	113 855 58	(114,978 79)
Dell Computer Corp	Purchase			29-Mar-00	20-Feb-01	10 600	582,720 16	229,879 84	(352 840 32)
Dell Computer Corp	Purchase			25-Jul-00	20-Feb-01	9 150	474,543 75	198,434 00	(276,109 75)
Dell Computer Corp	Purchase			25-Jul-00	20-Mar-01	3,150	149 231 25	79 928 59	(69 302 66)

RICHARD AND RHODA GOLDMAN FUND

94-8064502

YEAR ENDED DECEMBER 31, 2001

GAINS (LOSSES) - INVESTMENT SECURITIES

Description	How Acquired	Rate	Maturity	Date Acquired	Date Sold	Number of Shares or Par Value	Cost	Gross Sales Price	Gain (Loss)
Dell Computer Corp	Purchase			20-Sep-00	20-Mar-01	700	25,943.75	17,781.91	(8,181.84)
Dell Computer Corp	Purchase			05-Oct-00	20-Mar-01	22,600	587,722.04	573,455.87	(14,268.17)
Dell Computer Corp	Purchase	7.100%	15-Apr-28	24-Jul-01	15-Oct-01	60,000	56,834.00	55,841.40	(792.60)
Delphi Automotive Sys Corp Com	Purchase			28-Jun-00	21-Dec-01	100	1,469.75	1,327.25	(142.50)
Delta Air Lines	Purchase	8.361%	18-Sep-11	06-Sep-01	24-Sep-01	325,000	325,000.00	328,110.25	3,110.25
Delta Air Lines Inc Com	Purchase			05-Jan-00	02-Feb-01	2,400	118,098.00	114,689.53	(3,408.47)
Delta Air Lines Inc Com	Purchase			05-Jan-00	02-Feb-01	50	2,460.38	2,389.37	(71.01)
Delta Air Lines Pass Thru Cl A-2	Purchase	7.570%	18-May-12	11/07/00	09/25/01	805,000	805,000.00	805,410.55	410.55
Dentsply Intl Inc	Purchase			28-Oct-98	24-Jan-01	1,775	43,931.25	62,788.53	18,857.28
Dentsply Intl Inc	Purchase			28-Oct-98	07-Feb-01	75	1,858.25	2,624.91	768.68
Dentsply Intl Inc	Purchase			31-Dec-98	07-Feb-01	1,100	28,875.00	38,498.71	9,623.71
Dentsply Intl Inc	Purchase			15-Jan-99	07-Feb-01	600	15,825.00	20,999.30	5,174.30
Dentsply Intl Inc	Purchase			01-Nov-00	28-Mar-01	1,000	34,906.30	34,296.86	(609.44)
Dentsply Intl Inc	Purchase			02-Nov-00	28-Mar-01	2,200	77,408.98	75,453.08	(1,955.90)
Dentsply Intl Inc	Gift			12-Apr-00	10-Jul-01	370	16,112.92	16,112.96	5.751.04
Deutsche Bank	Gift			24-Jun-99	10-Jul-01	270	13,441.05	18,178.39	4,737.34
Deutsche Telekom	Purchase	8.250%	15-Jun-30	19-Dec-00	12-Jan-01	170,000	168,878.00	178,903.70	8,025.70
Deutsche Telekom International Fin B	Purchase	8.000%	15-Jun-10	28-Jun-00	21-Feb-01	320,000	318,902.40	323,360.00	4,457.60
Deutsche Telekom Intl Fin	Purchase	8.250%	15-Jun-30	12/05/00	01/19/01	260,000	259,051.00	272,885.60	13,834.60
Deutsche Telekom Intl Fin B V	Purchase	8.250%	15-Jun-30	11/30/00	01/19/01	40,000	39,433.20	41,982.40	2,549.20
Devon Energy Corp New Com	Purchase			29-Aug-00	21-Dec-01	100	6,075.00	3,622.17	(2,452.83)
Devry Inc	Purchase			24-Jan-01	07-Mar-01	2,100	73,628.00	75,471.48	1,845.48
Dial Corp	Purchase			01-Aug-01	17-Dec-01	300	4,958.00	5,372.82	416.82
Diebold Inc Com	Purchase			20-Dec-00	17-Dec-01	200	5,887.00	7,791.74	1,904.74
Dime Bancorp	Purchase			07-Oct-98	07-Mar-01	1,200	24,492.30	37,222.75	12,730.45
Dime Bancorp	Purchase			07-Oct-98	22-Jun-01	875	17,858.97	32,078.42	14,217.45
Dime Bancorp	Purchase			07-Oct-98	18-Jul-01	475	9,694.87	19,688.08	9,993.21
Dime Bancorp	Purchase			10-Mar-99	18-Jul-01	25	652.13	1,038.22	384.09
Dime Bancorp	Purchase			10-Mar-99	22-Aug-01	750	19,584.02	31,257.45	11,693.43
Dime Bancorp	Purchase			30-Jun-99	22-Aug-01	50	1,008.15	2,083.83	1,077.68
Dime Bancorp	Purchase			30-Jun-99	07-Sep-01	425	8,552.32	15,795.62	7,243.30
Dime Bancorp	Purchase			22-Jul-99	07-Sep-01	875	14,182.27	25,087.15	10,904.88
Dime Bancorp	Purchase			22-Jul-99	26-Sep-01	100	2,101.08	3,806.87	1,705.79
Dime Bancorp	Purchase			27-Sep-00	26-Sep-01	800	17,278.55	30,454.98	13,178.43
Dime Bancorp	Purchase			27-Sep-00	26-Sep-01	600	12,957.42	23,129.64	10,172.22
Dime Bancorp	Purchase			13-Dec-00	26-Sep-01	600	15,184.58	23,129.65	7,945.07
Dime Bancorp	Purchase			13-Dec-00	17-Dec-01	350	8,857.67	12,008.09	3,150.42
Dime Bancorp Inc New Litigation Trackingwt	Purchase			07-Oct-98	18-Mar-01	2,550	968.36	478.11	(490.25)
Dime Bancorp Inc New Litigation Trackingwt	Purchase			10-Mar-99	18-Mar-01	775	378.14	145.31	(230.83)
Dime Bancorp Inc New Litigation Trackingwt	Purchase			30-Jun-99	18-Mar-01	475	177.84	89.06	(88.78)
Dime Bancorp Inc New Litigation Trackingwt	Purchase			22-Jul-99	18-Mar-01	200	78.19	37.49	(40.70)
Dime Bancorp Inc New Litigation Trackingwt	Purchase			22-Jul-99	01-May-01	575	224.78	134.60	(90.18)
Dime Bancorp Inc New Litigation Trackingwt	Purchase			27-Sep-00	01-May-01	1,400	562.53	327.73	(234.80)
Dime Bancorp Inc New Litigation Trackingwt	Purchase			13-Dec-00	01-May-01	4,000	1,883.48	938.37	(947.11)
Disney Walt Co Disney Com Com	Purchase			04-Feb-00	14-Feb-01	3,550	134,108.00	110,468.51	(23,641.49)
Disney Walt Co Disney Com Com	Purchase			04-Oct-00	14-Feb-01	1,000	39,971.60	31,122.96	(8,848.64)
Disney Walt Co Disney Com Com	Purchase			16-Mar-01	13-Jun-01	2,200	60,548.88	68,170.00	7,623.14
Disney Walt Co Disney Com Com	Purchase			16-Mar-01	17-Dec-01	400	11,008.52	8,483.71	(2,524.81)
Disney Walt Co Disney Com Com	Purchase			16-Mar-01	18-Dec-01	600	18,512.78	12,515.58	(3,997.20)
Disney Walt Co Disney Com Com	Purchase			28-Jun-00	21-Dec-01	300	12,003.00	8,207.69	(5,795.31)
DLJ Commercial Mortgage	Purchase	6.460%	10-Jan-09	12-Dec-00	11-Jun-01	220,000	217,421.88	222,260.16	4,838.28
Dollar Tree Stores Inc Com	Purchase			12-Jul-00	11-Jan-01	2,050	97,871.10	46,123.48	(51,747.64)
Dominion Res Inc Va New Com	Purchase			01-Feb-01	28-Mar-01	2,300	140,139.00	143,788.37	3,647.37
Donnelley R R & Sons Co Com	Purchase			28-Mar-01	28-Nov-01	1,800	45,431.10	50,894.02	5,462.92
Donnelley R R & Sons Co Com	Purchase			29-Mar-01	28-Nov-01	1,700	43,197.85	48,068.57	4,868.72
Dow Chem Co Com	Purchase				13-Feb-01	0	11.81	10.02	(1.79)
Dow Chem Co Com	Purchase			28-Aug-99	16-Mar-01	100	3,935.33	3,170.89	(764.44)
Dow Chemical Co	Purchase			09-Oct-98	21-Feb-01	1	8.82	15.01	6.19
Dresdner RCM Small Cap Fund	Purchase			04-Jan-93	18-Jun-01	678,934	8,814,971.05	3,768,083.29	(3,048,887.76)
Dresdner RCM Small Cap Fund	Purchase			31-Dec-93	18-Jun-01	63,758	637,831.54	353,845.77	(283,985.77)
Dresdner RCM Small Cap Fund	Purchase			27-Dec-94	18-Jun-01	85,644	785,742.08	475,324.15	(310,417.91)
Dresdner RCM Small Cap Fund	Purchase			14-Dec-95	18-Jun-01	127,440	1,403,895.28	707,291.93	(698,603.35)
Dresdner RCM Small Cap Fund	Purchase			17-Dec-96	18-Jun-01	373,734	4,189,554.24	2,074,223.48	(2,115,330.76)
Dresdner RCM Small Cap Fund	Gift			30-Oct-97	18-Jun-01	195,947	2,719,368.89	1,087,505.73	(1,631,863.16)
Dresdner RCM Small Cap Fund	Gift			31-Oct-97	18-Jun-01	278,347	3,835,168.82	1,533,725.65	(2,301,441.17)
Dresdner RCM Small Cap Fund/Capital Gain Div	Purchase			05-Dec-01				10,799.57	10,799.57
DST Sys Inc Com	Purchase			11-Aug-99	16-May-01	800	25,782.52	36,808.77	11,024.25
DST Sys Inc Com	Purchase			11-Aug-99	22-Jun-01	1,050	33,839.56	57,508.37	23,668.81
DST Sys Inc Com	Purchase			22-Jun-00	22-Jun-01	900	38,629.46	49,291.17	12,661.71
DTE Energy Co Com	Purchase			18-Jul-01	14-Nov-01	1,200	52,728.00	49,979.89	(2,748.11)
Du Pont E I De Nemours & Co	Purchase			28-Jun-00	21-Dec-01	100	4,613.50	4,188.16	(427.34)

RICHARD AND RHODA GOLDMAN FUND
94-8064502

YEAR ENDED DECEMBER 31, 2001

GAINS (LOSSES) - INVESTMENT SECURITIES

Description	How Acquired	Rate	Maturity	Date Acquired	Date Sold	Number of Shares or Par Value	Cost	Gross Sales Price	Gain (Loss)
Duke Energy Corp Com Stk	Purchase			28-Jun-00	21-Dec-01	100	2,843 19	3 791 17	947 98
Dynegy Inc New Cl A Com	Gift			12-Apr-00	10-Jul-01	335	10 063 28	15 714 32	5 651 04
Eastman Chem Co Com	Purchase			18-Apr-00	31-Aug-01	100	4 531 00	3 877 37	(653 63)
Eastman Chem Co Com	Purchase			31-Oct-01	17-Dec-01	200	6,890 00	7,487 75	597 75
Eastman Kodak Co Com	Purchase			07-Sep-01	26-Sep-01	1 400	63,283 08	45 080 03	(18 203 05)
Eastman Kodak Co Com	Purchase			07-Sep-01	26-Sep-01	400	18 080 88	13 155 56	(4 925 32)
Eastman Kodak Co Com	Purchase			28-Jun-00	21-Dec-01	100	6,012 42	3 181 19	(2,851 23)
Eaton Vance Corp	Purchase			05-Dec-01	17-Dec-01	250	8 379 45	8 217 22	(162 23)
Ebay Inc	Purchase			09-Oct-98	20-Mar-01	9 600	53 681 45	343,835 57	290 174 12
Eberx Inc	Purchase			03-May-99	18-May-01	888	2 489 50	2 528 83	39 13
Echostar Communications A	Purchase			05-Apr-99	20-Mar-01	15 200	158 075 69	448 710 32	292 634 63
Edison Intl Com	Purchase			28-Jun-00	23-Apr-01	600	12,630 78	6 187 79	(6,462 99)
Efunds Corp	Purchase			29-Jun-00	09-Jan-01	0	0 07	1 42	1 35
Efunds Corp	Purchase			29-Jun-00	10-Jan-01	55	403 67	432 23	28 56
El Paso Corp Com	Gift			13-Mar-97	10-Jul-01	1 107	21,064 51	59 457 08	38,392 57
Elantec Semiconductor, Inc	Purchase			29-Dec-00	20-Mar-01	800	22,378 88	21 108 18	(1,270 70)
Elantec Semiconductor Inc	Purchase			12-Jan-01	20-Mar-01	2 100	60,279 87	55,408 95	(4,870 72)
Electr Arts Com	Purchase			01-Aug-01	17-Dec-01	150	8 707 50	9,127 19	419 69
Electronic Data Systems Corp	Purchase			19-Sep-97	10-Apr-01	4 300	153,273 50	232 310 28	79 036 78
Electronic Data Systems Corp	Purchase			04-Mar-98	10-Apr-01	1,500	65 591 25	81 038 46	15 447 21
Electronic Data Systems Corp	Purchase			04-Mar-98	30-Oct-01	1 500	65 966 25	91,932 49	25 966 24
Electronic Data Systems Corp	Purchase			14-Sep-98	30-Oct-01	2 000	70 830 00	122 578 65	51 746 65
Electronic Data Systems Corp	Purchase			03-Nov-98	30-Oct-01	3 000	117 652 50	183 864 98	66,212 48
Electronic Data Systems Corp	Purchase			26-Jul-00	30-Oct-01	3,200	137,225 81	198 122 62	58 898 81
El Lilly & Co Com	Purchase			01-May-00	01-Feb-01	900	70 517 70	71 745 60	1 227 90
El Lilly & Co Com	Purchase			01-May-00	28-Jun-01	1,450	113 611 85	106 733 98	(6,877 87)
El Lilly & Co Com	Purchase			15-Jun-00	28-Jun-01	1,150	95,219 43	84 651 09	(10 568 34)
El Lilly & Co Com	Purchase			10-Jul-00	28-Jun-01	350	35,940 98	25 763 38	(10,177 60)
El Lilly & Co Com	Gift			24-Sep-97	10-Jul-01	540	32 752 89	40,791 42	8,038 53
El Lilly & Co Com	Purchase			20-Jul-00	18-Dec-01	150	14,542 89	12,287 59	(2 255 30)
El Lilly & Co Com	Purchase			29-Jun-00	21-Dec-01	100	10,335 52	7 841 03	(2,494 49)
EMC Corp Com	Gift			27-Jul-98	10-Jul-01	1,800	23,018 16	42,769 85	19 753 69
EMC Corp Com	Purchase			01-May-00	17-Dec-01	350	24 388 40	5,218 32	(19,168 08)
Emc Corp Com	Purchase			29-Jun-00	21-Dec-01	200	14 681 54	2 762 50	(11,919 04)
EMC Corp	Purchase			05-Sep-00	25-May-01	4 000	390,515 20	149,962 59	(240 552 61)
EMC Corp	Purchase			05-Sep-00	22-Aug-01	14 000	1,328,317 93	241,302 85	(1,087 015 08)
EMC Corp	Purchase			21-Dec-00	22-Aug-01	3,300	203 860 38	56,878 53	(148,981 85)
EMC Corp	Purchase			08-Feb-01	22-Aug-01	850	60,549 78	14,650 53	(45,899 25)
Energizer Hldgs Inc Com	Purchase			07-Feb-01	02-May-01	2 350	61,241 00	55,703 72	(5,537 28)
Energizer Hldgs Inc Com	Purchase			05-Dec-01	17-Dec-01	350	6 485 50	6,369 78	(115 72)
Energy E Corp Com	Purchase			18-Jul-01	17-Dec-01	450	9,616 01	8,531 71	(1 084 30)
Engelhard Corp Com	Purchase			28-Jun-00	18-Mar-01	100	1,776 00	2 412 91	636 91
Engelhard Corp Com	Purchase			28-Jun-00	21-Dec-01	100	1 778 00	2,748 20	970 20
Enron Corp Com	Purchase			28-Jun-00	29-Nov-01	1 300	89 652 94	480 98	(89 171 96)
Enron Corp Com	Purchase			22-Aug-00	29-Nov-01	100	8 792 63	37 00	(8 755 63)
Enron Corp Com	Purchase			15-Sep-00	29-Nov-01	100	8,944 75	37 00	(8 907 75)
Enron Corp	Purchase			16-Jul-99	22-Feb-01	2 500	104 725 00	183 087 39	78 362 39
Enron Corp	Purchase			16-Jul-99	24-Aug-01	13 200	554 934 89	483,068 91	(71 867 78)
Enron Corp	Purchase			24-Nov-99	24-Aug-01	300	11 412 66	10 978 79	(433 87)
Enron Corp	Purchase			24-Nov-99	29-Oct-01	5,700	218,840 54	124,689 52	(92,171 02)
Enron Corp	Purchase			14-Jun-00	29-Oct-01	8 300	605 177 30	181 538 32	(423,640 98)
Enron Corp	Purchase			06-Feb-01	29-Oct-01	2,500	201,650 00	54,679 61	(146,970 39)
Ensco Intl Inc Com	Purchase			09-Jun-00	24-Jan-01	1 450	47 302 63	48 875 83	1,573 20
Enterasys Networks Inc	Purchase			28-Jun-00	03-Aug-01	400	8 729 00	8,315 72	(413 28)
Entergy Corp New Com	Purchase			11-Jul-01	17-Dec-01	300	12,145 59	11,333 62	(811 97)
Enterprise Production	Purchase	7 500%	01-Feb-11	24-Jan-01	01-May-01	65 000	64,959 05	65,825 50	866 45
Enterprise Production	Purchase	7 500%	01-Feb-11	01-Feb-01	01-May-01	390 000	397 359 30	394 953 00	(2,406 30)
EOP Operating LP	Purchase	7 750%	15-Nov-07	15-Nov-00	26-Feb-01	150 000	149,408 00	156,432 00	7 028 00
EOP Operating LP	Purchase	7 750%	15-Nov-07	15-Nov-00	28-Feb-01	175 000	174 307 00	182 357 00	8,050 00
EOP Operating LP	Purchase	7 875%	15-Jul-31	11-Jul-01	30-Oct-01	100 000	99,128 00	102 847 00	3,721 00
EOP Operating LP	Purchase	7 875%	15-Jul-31	23-Jul-01	30-Oct-01	100 000	100 689 00	102 847 00	2,158 00
Equity Office Properties Trust	Purchase			03-Sep-99	13-Sep-01	4 500	114 975 00	144 580 17	29 605 17
ERP Operating LP	Purchase	6 950%	02-Mar-11	27-Feb-01	16-Mar-01	550,000	548 748 00	551 738 00	2 992 00
Exelon Corp Com	Purchase			28-Jun-00	21-Dec-01	100	4,086 38	4 631 14	544 78
Exodus Communications, Inc	Purchase			19-May-99	20-Mar-01	42,200	468 220 56	493 107 44	24 886 88
Exodus Communications, Inc	Purchase			28-May-99	20-Mar-01	8 800	82 431 25	102 628 10	20 396 85
Exodus Communications Inc	Purchase			22-Jul-99	20-Mar-01	1 800	29 884 70	21,711 78	(8 172 92)
Exodus Communications, Inc	Purchase			11-Aug-99	20-Mar-01	4,800	69,050 88	57 698 07	(11,352 81)
Exodus Communications Inc	Purchase			27-Dec-99	20-Mar-01	3,000	129,099 00	36,186 29	(92 912 71)
Exodus Communications Inc	Purchase			20-Sep-00	20-Mar-01	800	49 250 00	9 348 01	(39 901 99)
Exodus Communications Inc	Purchase			11-Jan-01	20-Mar-01	19,715	387 317 84	230,369 97	(156 947 87)

RICHARD AND RHODA GOLDMAN FUND
84-8084502
YEAR ENDED DECEMBER 31, 2001

GAINS (LOSSES) - INVESTMENT SECURITIES

Description	How Acquired	Rate	Maturity	Date Acquired	Date Sold	Number of Shares or Par Value	Cost	Gross Sales Price	Gain (Loss)
Expeditors Int'l Wash Inc Com	Purchase			11-Jan-01	29-Aug 01	825	43 003 13	45 002 24	1 999 11
Exxon Mobil Corp Com	Purchase			15-Dec-99	18-Jan-01	2 200	184,454 38	175 616 40	(8 837 98)
Exxon Mobil Corp Com	Purchase			15-Dec-99	15-Feb-01	150	12 578 44	12 281 59	(314 85)
Exxon Mobil Corp Com	Purchase			28-Jun-00	15-Jun-01	100	8 207 25	8 890 78	683 51
Exxon Mobil Corp Com	Gift			06-Feb-98	10-Jul 01	1,775	95 732 35	153,163 19	57 430 84
Exxon Mobil Corp Com	Purchase			15-Dec 99	17-Dec-01	1 150	48,209 86	42 272 58	(5,937 08)
Exxon Mobil Corp Com	Purchase			28-Jun-00	21-Dec-01	700	28 725 37	28 958 20	(1 767 17)
F P L Group Inc Com	Purchase			22-Jul-98	01-Feb-01	1 900	118,980 09	108,205 19	(10 774 90)
F P L Group Inc Com	Purchase			23-Jul-98	01-Feb-01	1 550	96,907 71	88 272 65	(8 635 06)
F P L Group Inc Com	Purchase			09-Feb-99	01 Feb-01	150	8 179 82	8,542 52	362 70
Fairmont Hotels Resorts Inc	Purchase			05-Feb-93	29-Nov-01	725	4 133 88	14 928 63	10 794 75
Fairmont Hotels Resorts, Inc	Purchase			08-Apr 94	29-Nov 01	1 000	6,749 99	20,591 22	13 841 23
Fairmont Hotels Resorts, Inc	Purchase			14-Dec-94	29-Nov-01	875	5 611 41	18,017 30	12 405 89
Fairmont Hotels Resorts Inc	Purchase			14-Dec-94	10-Dec-01	625	4,008 14	13 554 43	9 546 29
Fairmont Hotels Resorts, Inc	Purchase			30-Sep-98	10-Dec-01	1 250	11,301 25	27 108 85	15 807 60
Fairmont Hotels Resorts Inc	Purchase			28-Dec-00	10-Dec-01	750	9 428 37	16 265 29	6,836 92
Federal Home Loan Bank	Purchase	4 750%	28-Jun-04	06/26/01	10/11/01	2 020 000	2 017 071 00	2 081 288 80	64 215 80
Federal Home Loan Mortgage Co	Purchase	7 000%	15-Mar 10	03/23/00	10/23/01	490 000	486,207 40	550 254 69	64 047 29
Federal Home Loan Mortgage Co	Purchase	7 000%	15-Mar 10	03/23/00	11/07/01	505 000	501,091 30	587,930 47	86 839 17
Federal Home Loan Mortgage Co	Purchase	7 000%	15-Mar-10	03/31/00	11/07/01	185,000	182,923 19	215 380 47	32,457 28
Federal Home Loan Mortgage Co	Purchase	7 000%	15-Mar-10	04/27/00	11/07/01	70 000	68 742 80	81 495 31	12 752 51
Federal National Mortgage Assn	Purchase	7 000%	15-Jul-05	10/11/00	06/26/01	2,665 000	2 707 815 81	2 840,037 20	132 221 39
Federal National Mortgage Assn	Purchase	6 625%	15-Nov-10	01/30/01	07/02/01	470 000	487,312 89	474 020 85	(13,292 04)
Federal National Mortgage Assn	Purchase	6 625%	15-Nov-10	04/17/01	07/11/01	950 000	991,368 70	990 992 50	(376 20)
Federal National Mortgage Assn	Purchase	6 625%	15-Nov-10	04/18/01	07/11/01	75,000	78 721 65	78 236 25	(485 40)
Federal National Mortgage Assn	Purchase	6 625%	15-Nov-10	05/30/01	07/11/01	365 000	375,498 86	380 749 75	5,250 89
Federal National Mortgage Assn	Purchase	6 625%	15-Nov-10	05/30/01	07/11/01	190 000	195 469 92	198 198 50	2 728 58
Federal National Mortgage Assn	Purchase	6 625%	15-Nov-10	05/31/01	07/11/01	780,000	787 312 88	792 794 00	5,481 12
Federal National Mortgage Assn	Purchase	6 625%	15-Nov-10	05/31/01	07/18/01	160 000	165,750 08	167,705 60	1,955 52
Federal National Mortgage Assn	Purchase	6 625%	15-Oct-07	06/08/01	09/26/01	675 000	711 878 78	742 493 25	30 816 49
Federal National Mortgage Assn	Purchase	6 500%	15-Aug-04	09/26/01	10/10/01	365,000	392,719 56	394,071 68	1 352 12
Federal National Mortgage Assn	Purchase	6 050%	15-May-11	07/18/01	10/23/01	160 000	160,364 80	168 391 60	8,026 80
Federal National Mortgage Assn	Purchase	6 050%	15-May-11	09/26/01	10/23/01	365 000	380 505 20	384,143 34	3,638 14
Federal National Mortgage Assn	Purchase	5 500%		11/07/01	11/29/01	1 425 000	1,442,144 53	1 405 851 56	(36 292 97)
Federal National Mortgage Assn	Purchase	6 625%	15-Nov-10	01/30/01	12/05/01	170 000	176,262 11	181 209 37	4,947 28
Federal National Mortgage Assn	Purchase	6 625%	15-Nov-10	02/14/01	12/05/01	505 000	532 416 45	538,298 44	5 881 99
Federal National Mortgage Assn	Purchase	6 625%	15-Nov-10	04/30/01	12/05/01	265 000	268,333 17	282,473 44	14,140 27
Federal National Mortgage Assn	Purchase	6 625%	15-Nov-10	10/23/01	12/05/01	610 000	656,280 70	650 221 88	(6,058 82)
Federal National Mortgage Assn	Purchase	4 375%	15-Oct-06	11/28/01	12/20/01	1,005 000	991 527 73	980,201 82	(11,326 11)
Federal National Mortgage Assn	Purchase	4 375%	15-Oct-06	11/29/01	12/20/01	1,595 000	1,571,531 40	1,555 643 37	(15,888 03)
Federal National Mortgage Assn	Purchase	4 375%	15-Oct-06	12/10/01	12/20/01	895,000	873 368 38	872 915 89	(450 47)
Federal National Mortgage Assn Discount	Purchase			13-Aug-01	07/10/01	775,000	772 406 98	772,406 98	
Federal National Mortgage Assn Discount	Purchase			19-Nov-01	10/11/01	425,000	423 963 71	423 963 71	
Federal National Mortgage Assn Discount	Purchase			19-Nov-01	10/12/01	1,665 000	1 661 244 50	1 661 244 50	
Federal National Mortgage Assn Discount	Purchase			18-Dec-01	11/08/01	1,010 000	1,007,953 91	1 007,953 91	
Federal National Mortgage Assn Discount	Purchase			18-Dec-01	11/08/01	415 000	414 159 28	414,159 28	
Federal National Mortgage Assn Discount	Purchase			18-Dec-01	11/19/01	1 010 000	1,008 468 17	1 008,468 17	
Federal National Mortgage Assn Discount	Purchase			18-Dec-01	11/19/01	865 000	863 688 08	863 688 08	
Federal National Mortgage Assn Discount	Purchase			18-Dec-01	11/19/01	215,000	214,673 92	214,673 92	
Federal National Mortgage Assn Pool#9999999	Purchase	6 000%	01-Nov-14	10/10/01	11/13/01	425 000	431 308 59	435 093 75	3,785 16
Federal National Mortgage Assn Pool#9999999	Purchase	6 000%	01-Nov-14	10/11/01	11/13/01	1 665 000	1 687 893 75	1,704,543 75	16 650 00
Federal National Mortgage Assn Pool#9999999	Purchase	6 000%	01-Nov-14	11/13/01	11/28/01	210 000	214,398 88	211,476 58	(2 920 32)
Federal National Mortgage Assn Pool#9999999	Purchase	6 000%	01-Nov-14	11/13/01	11/28/01	800,000	816 749 99	805,375 00	(11,374 99)
Federal National Mortgage Assn Pool#9999999	Purchase	6 000%	01-Nov-14	11/13/01	12/04/01	885 000	883,110 94	878 245 31	(4,865 63)
Federal National Mortgage Assn Pool#9999999	Purchase	6 000%	01-Nov-14	11/13/01	12/04/01	215 000	219,501 57	218 292 19	(1 209 38)
Federated Investors, Inc Cl B	Purchase			26-Apr-01	19-Dec-01	5 200	150 530 12	156 724 18	6,194 06
Fedt Dept Stores Inc	Purchase			16-Mar-01	11-Jul-01	3 100	140 916 08	117,901 15	(23 014 93)
FFCB II Master Note	Purchase			31-Jan-01	29-Mar-01	1 150 000	1,150,000 00	1 150,000 00	
FHLB	Purchase	5 375%	15-May-08	14-Jun-01	08-Aug-01	340 000	340,333 20	340,809 20	476 00
FHLB	Purchase	5 375%	15-May-08	14-Jun-01	10-Sep-01	125 000	125 122 50	127,190 00	2 067 50
FHLB	Purchase	5 375%	15-May-08	14-Jun-01	21 Nov-01	540 000	540 529 20	558 014 40	17,485 20
FHLB Discount	Purchase			14-May-01	19-Apr-01	4,335 000	4 323 025 42	4 323 025 42	
FHLB Discount	Purchase			16-Jul-01	25-May-01	815 000	811 579 92	811 589 14	9 22
FHLB Discount	Purchase			07-Nov-01	10-May-01	3,150 000	3,091 921 88	3 091 921 88	
FHLB Discount	Purchase			14-Nov-01	29-Oct-01	115,000	114 892 67	114 892 67	
FHLM Partn Ctf 32-C	Purchase	9 500%	15-Mar-20	27-Jul-95	16-Jan-01	2,687	2 876 68	2,666 66	(210 00)
FHLM Partn Ctf 32-C	Purchase	9 500%	15-Mar 20	27-Jul-95	15-Feb-01	1,602	1 727 80	1,601 67	(126 13)
FHLM Partn Ctf 32-C	Purchase	9 500%	15-Mar-20	27-Jul-95	15-Mar-01	1 637	1 765 41	1 636 53	(128 88)
FHLM Partn Ctf 32-C	Purchase	9 500%	15-Mar-20	27-Jul-95	18-Apr-01	1,028	1 106 95	1,028 14	(80 81)
FHLM Partn Ctf 32-C	Purchase	9 500%	15-Mar-20	27-Jul-95	15-May-01	2 139	2,307 74	2,139 27	(168 47)
FHLM Partn Ctf 32-C	Purchase	9 500%	15-Mar-20	27-Jul-95	15-Jun-01	4 710	5 080 70	4,709 80	(370 90)

RICHARD AND RHODA GOLDMAN FUND
94-8064502
YEAR ENDED DECEMBER 31, 2001

GAINS (LOSSES) - INVESTMENT SECURITIES

Description	How Acquired	Rate	Maturity	Date Acquired	Date Sold	Number of Shares or Par Value	Cost	Gross Sales Price	Gain (Loss)
FHLM Partn Ctl 32-C	Purchase	9.500%	15-Mar-20	27-Jul-95	16-Jul-01	3,062	3,303.51	3,062.35	(241.18)
FHLM Partn Ctl 32-C	Purchase	9.500%	15-Mar-20	27-Jul-95	15-Aug-01	2,681	2,892.06	2,680.94	(211.12)
FHLM Partn Ctl 32 C	Purchase	9.500%	15-Mar-20	27-Jul-95	17-Sep-01	5,230	5,642.00	5,230.13	(411.87)
FHLM Partn Ctl 32-C	Purchase	9.500%	15-Mar-20	27-Jul-95	15-Oct-01	3,310	3,570.19	3,309.58	(260.63)
FHLM Partn Ctl 32 C	Purchase	9.500%	15-Mar-20	27-Jul-95	15-Nov-01	3,519	3,796.23	3,519.10	(277.13)
FHLM Partn Ctl 32-C	Purchase	9.500%	15-Mar-20	27-Jul-95	17-Dec-01	3,508	3,781.90	3,505.82	(276.08)
FHLMC	Purchase	5.625%	15-Mar-11	08-Mar-01	22-Mar-01	275,000	272,659.75	275,679.25	3,019.50
FHLMC	Purchase	5.250%	15-Jan-06	10-Apr-01	25-Apr-01	470,000	471,880.00	467,962.08	(3,917.92)
FHLMC	Purchase	6.375%	15-Nov-03	27-Feb-01	21-May-01	700,000	724,402.00	723,814.00	(588.00)
FHLMC	Purchase	5.250%	15-Jan-06	10-Apr-01	12-Jun-01	3,555,000	3,569,220.00	3,541,535.08	(27,684.92)
FHLMC	Purchase	7.000%	15-Jul-05	23-Oct-00	15-Jun-01	1,000,000	1,024,390.00	1,067,480.00	43,090.00
FHLMC	Purchase	7.000%	15-Jul-05	18-May-01	15-Jun-01	150,000	158,887.50	160,122.00	1,234.50
FHLMC	Purchase	8.750%	15-Mar-31	10-May-01	22-Jun-01	825,000	860,079.00	863,692.50	3,613.50
FHLMC	Purchase	8.000%	15-Jun-11	07-Jun-01	18-Jul-01	550,000	549,180.50	550,858.00	1,677.50
FHLMC	Purchase	8.000%	15-Jun-11	22-Jun-01	18-Jul-01	855,000	881,980.27	856,333.80	(5,646.47)
FHLMC	Purchase	5.875%	21-Mar-11	11-Jun-01	01-Aug-01	500,000	465,890.00	493,352.50	7,462.50
FHLMC	Purchase	8.750%	15-Mar-31	10-May-01	10-Aug-01	160,000	166,803.20	169,581.28	2,778.08
FHLMC	Purchase	8.750%	15-Mar-31	22-Jun-01	10-Aug-01	210,000	220,274.25	222,575.43	2,301.18
FHLMC	Purchase	5.500%	15-Sep-11	20-Sep-01	10-Oct-01	425,000	424,460.25	431,817.00	7,356.75
FHLMC	Purchase	5.500%	15-Sep-11	20-Sep-01	12-Oct-01	425,000	424,460.25	429,097.43	4,637.18
FHLMC	Purchase	5.500%	15-Sep-11	20-Sep-01	16-Oct-01	640,000	639,187.20	652,225.28	13,038.08
FHLMC	Purchase	5.500%	15-Sep-11	20-Sep-01	17-Oct-01	510,000	509,352.30	520,473.80	11,121.30
FHLMC	Purchase	6.750%	15-Mar-31	16-Jul-01	31-Oct-01	275,000	288,381.51	314,396.50	26,034.99
FHLMC	Purchase	6.750%	15-Mar-31	22-Jun-01	01-Nov-01	280,000	272,720.50	309,125.70	36,405.20
FHLMC	Purchase	6.750%	15-Mar-31	16-Jul-01	01-Nov-01	270,000	279,928.52	321,015.15	41,086.63
FHLMC	Purchase	5.500%	15-Sep-11	20-Sep-01	07-Dec-01	2,450,000	2,448,888.50	2,384,634.76	(62,253.74)
FHLMC	Purchase	5.500%	15-Sep-11	27-Sep-01	07-Dec-01	240,000	244,420.80	233,596.87	(10,823.93)
FHLMC	Purchase	5.125%	15-Oct-08	28-Sep-01	17-Dec-01	575,000	583,090.25	555,863.28	(27,226.97)
FHLMC	Purchase	7.000%	15-Mar-10	11-Apr-00	14-Feb-01	390,000	388,120.20	420,758.21	32,638.01
FHLMC	Purchase	7.000%	15-Mar-10	25-Apr-00	14-Feb-01	90,000	89,016.30	97,098.04	8,081.74
FHLMC	Purchase	7.000%	15-Mar-10	25-Apr-00	20-Feb-01	220,000	217,595.40	235,915.63	18,320.23
FHLMC Discount	Purchase		21-Mar-01	15-Feb-01	21-Feb-01	525,000	522,803.17	522,795.00	(8.17)
FHLMC Discount	Purchase		21-Mar-01	15-Feb-01	21-Mar-01	125,000	124,478.94	124,478.94	
FHLMC Discount	Purchase		16-Oct-01	18-Sep-01	18-Oct-01	2,380,000	2,375,359.00	2,375,359.00	
FHLMC Discount	Purchase		14-Dec-01	11-May-01	04-Dec-01	2,000,000	1,953,990.00	1,953,990.00	
FHLMC Pool #C01152	Purchase	7.500%	01-Mar-31	20-Apr-01	15-May-01	8,664	8,877.97	8,664.08	(213.89)
FHLMC Pool #C01152	Purchase	7.500%	01-Mar-31	20-Apr-01	15-Jun-01	8,027	8,225.23	8,027.06	(198.17)
FHLMC Pool #C01152	Purchase	7.500%	01-Mar-31	20-Apr-01	16-Jul-01	13,175	13,500.48	13,175.22	(325.26)
FHLMC Pool #C01152	Purchase	7.500%	01-Mar-31	20-Apr-01	15-Aug-01	5,727	5,867.98	5,726.60	(141.38)
FHLMC Pool #C01152	Purchase	7.500%	01-Mar-31	20-Apr-01	17-Sep-01	9,372	9,603.17	9,371.80	(231.37)
FHLMC Pool #C01152	Purchase	7.500%	01-Mar-31	20-Apr-01	28-Sep-01	154,898	158,722.41	160,873.28	2,250.87
FHLMC Pool #C01165	Purchase	7.500%	01-Apr-31	29-May-01	15-Jun-01	17,348	17,714.11	17,345.52	(368.59)
FHLMC Pool #C01165	Purchase	7.500%	01-Apr-31	29-May-01	16-Jul-01	17,500	17,871.94	17,500.06	(371.88)
FHLMC Pool #C01165	Purchase	7.500%	01-Apr-31	29-May-01	15-Aug-01	18,186	18,572.34	18,185.89	(386.45)
FHLMC Pool #C01165	Purchase	7.500%	01-Apr-31	29-May-01	17-Sep-01	15,830	16,166.73	15,830.34	(336.39)
FHLMC Pool #C01165	Purchase	7.500%	01-Apr-31	29-May-01	15-Oct-01	15,187	15,509.42	15,186.70	(322.72)
FHLMC Pool #C01165	Purchase	7.500%	01-Apr-31	29-May-01	15-Nov-01	23,519	24,018.93	23,519.15	(499.78)
FHLMC Pool #C01165	Purchase	7.500%	01-Apr-31	29-May-01	17-Dec-01	22,772	23,255.94	22,772.03	(483.91)
FHLMC Pool #C01187	Purchase	7.500%	01-May-31	29-May-01	15-Jun-01	1,178	1,202.84	1,177.81	(25.03)
FHLMC Pool #C01187	Purchase	7.500%	01-May-31	29-May-01	18-Jul-01	17,259	17,626.09	17,259.33	(366.76)
FHLMC Pool #C01187	Purchase	7.500%	01-May-31	29-May-01	15-Aug-01	12,589	12,858.65	12,589.13	(269.52)
FHLMC Pool #C01187	Purchase	7.500%	01-May-31	29-May-01	17-Sep-01	20,984	21,429.89	20,983.98	(445.91)
FHLMC Pool #C01187	Purchase	7.500%	01-May-31	29-May-01	15-Oct-01	18,660	17,013.94	18,659.92	(354.02)
FHLMC Pool #C01187	Purchase	7.500%	01-May-31	29-May-01	15-Nov-01	20,191	20,619.90	20,190.84	(429.06)
FHLMC Pool #C01187	Purchase	7.500%	01-May-31	29-May-01	17-Dec-01	20,807	21,249.35	20,807.20	(442.15)
FHLMC Pool #C01244	Purchase	6.500%	01-Oct-31	20-Nov-01	17-Dec-01	5,023	5,097.48	5,022.92	(74.56)
FHLMC Pool #C54218	Purchase	6.500%	01-Jul-31	12-Jul-01	15-Aug-01	488	484.69	488.20	3.51
FHLMC Pool #C54218	Purchase	6.500%	01-Jul-31	12-Jul-01	17-Sep-01	831	824.63	830.60	5.97
FHLMC Pool #C54218	Purchase	6.500%	01-Jul-31	12-Jul-01	15-Oct-01	710	705.37	710.48	5.11
FHLMC Pool #C54218	Purchase	6.500%	01-Jul-31	12-Jul-01	15-Nov-01	2,490	2,471.86	2,489.76	17.90
FHLMC Pool #C54218	Purchase	6.500%	01-Jul-31	12-Jul-01	17-Dec-01	3,926	3,897.36	3,925.58	28.22
FHLMC Pool #E00870	Purchase	7.000%	01-Aug-15	10-Jul-01	15-Aug-01	4,016	4,114.37	4,016.47	(97.90)
FHLMC Pool #E00870	Purchase	7.000%	01-Aug-15	10-Jul-01	17-Sep-01	6,795	6,960.82	6,795.19	(165.63)
FHLMC Pool #E00870	Purchase	7.000%	01-Aug-15	10-Jul-01	15-Oct-01	5,479	5,612.08	5,478.54	(133.54)
FHLMC Pool #E00870	Purchase	7.000%	01-Aug-15	10-Jul-01	15-Nov-01	15,882	16,268.77	15,881.65	(387.12)
FHLMC Pool #E00870	Purchase	7.000%	01-Aug-15	10-Jul-01	17-Dec-01	18,293	18,738.41	18,292.53	(445.88)
FHLMC Pool #E82743	Purchase	5.500%	01-Apr-16	19-Mar-01	18-Apr-01	838	822.28	838.13	13.85
FHLMC Pool #E82743	Purchase	5.500%	01-Apr-16	19-Mar-01	15-May-01	1,087	1,069.17	1,087.18	18.01
FHLMC Pool #E82743	Purchase	5.500%	01-Apr-16	19-Mar-01	15-Jun-01	978	961.36	977.55	16.19
FHLMC Pool #E82743	Purchase	5.500%	01-Apr-16	19-Mar-01	18-Jul-01	4,454	4,380.13	4,453.90	73.77
FHLMC Pool #E82743	Purchase	5.500%	01-Apr-16	19-Mar-01	15-Aug-01	1,750	1,721.14	1,750.13	28.99

RICHARD AND RHODA GOLDMAN FUND
94-6064502
YEAR ENDED DECEMBER 31, 2001

GAINS (LOSSES) - INVESTMENT SECURITIES

Description	How Acquired	Rate	Maturity	Date Acquired	Date Sold	Number of Shares or Par Value	Cost	Gross Sales Price	Gain (Loss)
FHLMC Pool #E82743	Purchase	5 500%	01 Apr-16	19-Mar-01	17-Sep-01	982	965 37	981 63	16 26
FHLMC Pool #E82743	Purchase	5 500%	01-Apr-16	19-Mar-01	15-Oct-01	1 507	1 481 55	1,506 50	24 95
FHLMC Pool #E82743	Purchase	5 500%	01-Apr-16	19 Mar-01	15-Nov-01	3 151	3 098 66	3,150 85	52 19
FHLMC Pool #E82743	Purchase	5 500%	01-Apr-16	19 Mar-01	17-Dec-01	10,984	10 802 26	10 984 18	181 92
FHLMC Vtg Com	Purchase			16-Oct-98	05-Jan-01	800	42,345 04	50 693 67	8,348 63
FHLMC Vtg Com	Purchase			19-Oct-98	05-Jan-01	1 300	66,673 02	82 377 21	13 704 19
FHLMC Vtg Com	Purchase			27-Jan-99	05-Jan-01	300	17,868 00	19 010 13	1,142 13
FHLMC Vtg Com	Purchase			27-Oct-99	05-Jan-01	800	39,570 80	50 693 66	11 122 86
FHLMC Vtg Com	Purchase			27-Oct-99	11-Jun-01	500	24 731 75	34,088 81	9 357 06
FHLMC Vtg Com	Purchase			28-Oct-99	11-Jun-01	1 000	53 391 30	68 177 62	14 786 32
FHLMC Vtg Com	Purchase			02 Jun 00	11-Jun-01	600	28 898 58	40 908 58	12 008 00
Fhlmc Vtg Com	Purchase			28-Jun-00	15-Jun-01	100	4,273 88	6 495 84	2 221 96
FHLMC Vtg Com	Purchase			02-Jun-00	17 Dec-01	150	7 224 84	9 638 67	2 414 03
FHLMC Vtg Com	Purchase			02-Jun-00	18-Dec-01	2 100	101 145 03	135,067 49	33 922 46
FHLMC Vtg Com	Purchase			02-Jun-00	19-Dec-01	200	9 632 86	12,894 72	3 261 86
Fid Natl Finl Inc Com	Purchase			31-Oct-01	17-Dec-01	350	8,018 50	8 067 23	48 73
First Data Corp Com	Purchase			02 Mar-00	10-Jan-01	1 300	58 291 61	74,304 09	16 012 48
First Data Corp Com	Purchase			02-Mar-00	09-May 01	1 300	58,291 61	84 975 82	26 684 21
First Data Corp Com	Purchase			02 Mar-00	17-Dec-01	200	8,967 94	14 961 50	5 993 56
First Data Corp Com	Purchase			02 Mar-00	18-Dec-01	150	6,725 96	11 393 61	4 667 65
First Data Corp Com	Purchase			28-Jun-00	21 Dec-01	100	4 969 75	7,801 03	2 831 28
First Health Group Corp	Purchase			20-Feb-97	27-Jun-01	4 400	91 300 00	223,802 28	132 502 28
First Health Group Corp	Purchase			17 Mar-97	27-Jun-01	1,000	20 849 00	50,864 15	30 015 15
First Union-Lehman	Purchase	6 560%	18 Nov-08	07 Dec-00	27-Jun-01	200 000	199 656 25	205 078 13	5 421 88
Firstenergy Corp Com	Gift			17-Dec-99	10-Jul-01	2,170	49,412 42	70 863 10	21 450 68
Firstenergy Corp Com	Purchase			01 Feb-01	26-Sep-01	1 000	27 839 90	33,790 47	5 950 57
Firstenergy Corp Com	Purchase			01 Feb-01	26-Sep-01	200	5 567 98	6 603 77	1 235 79
Firstenergy Corp Com	Purchase			28-Jun-00	23-Nov 01	0	1 05	1 02	(0 03)
Firstenergy Corp Com	Purchase			01 Feb-01	17-Dec-01	400	11 135 96	13 691 54	2,555 58
Fiserv Inc Com	Purchase			12 Apr 00	05-Apr-01	800	30,124 48	37 148 78	7,024 28
Fiserv Inc Com	Purchase			12-Apr-00	16-May-01	700	28 358 92	36 677 55	10 318 63
Fiserv Inc Com	Purchase			04 May-00	16-May-01	50	2 193 75	2 819 83	426 08
Fiserv Inc Com	Purchase			04-May 00	17-Dec-01	150	4,367 50	6 238 29	1 850 79
Fleet Cvrddt Card	Purchase	5 900%	15-Dec-08	12-Jun-01	15-Aug-01	180 000	179,890 37	182 088 00	2,097 63
Fleetboston Finl Corp	Purchase			20-Nov-98	01 Feb-01	631	35,878 75	35,440 87	(437 88)
Fleetboston Finl Corp	Purchase			03-Mar-99	01-Feb-01	569	19 479 07	24 278 47	4,799 40
Fleetboston Finl Corp	Purchase			03-Mar-99	16-Mar-01	4,050	138 608 21	148,842 66	10 234 45
Fleetboston Finl Corp	Gift			16-Dec-99	10-Jul-01	1 635	58 981 64	61,150 87	2,169 23
Fleetboston Finl Corp	Purchase			07-Sep-01	24-Oct-01	100	3,518 70	3 471 88	(46 82)
Fleetboston Finl Corp	Purchase			07 Sep-01	24-Oct-01	2 900	102 042 30	101,567 08	(455 22)
Fleetboston Finl Corp	Purchase			28-Jun-00	21-Dec-01	200	7,377 00	7 304 35	(72 65)
Flextronics International Ltd	Gift			22 Nov 99	06-Jul-01	400	7 781 70	9 508 66	1 726 96
Fluor Corp New Com	Purchase			28-Jun-00	21-Dec-01	100	2,488 89	3 541 18	1,052 29
Fluor Corp	Purchase			20-Nov 97	22 May 01	9,300	235 877 83	528 713 61	292 835 78
FMC Corp Com	Purchase			20-Sep-00	17-Dec-01	150	9 758 69	8 122 22	(1 636 47)
FMC Corp Com	Purchase			20-Sep-00	17-Dec-01	150	9 758 68	8 122 22	(1,636 46)
FMC Corp Com	Purchase			29-Jun-00	31-Dec-01	100	6,058 25	5 950 31	(107 94)
FMC Corp	Gift			07-Apr-00	04-Jun-01	1,800	92 668 00	124,767 83	32,099 83
FNMA	Purchase	6 500%	15-Aug-04	01 Nov-00	24-Jan-01	1 295,000	1,295,849 52	1,334 809 60	38 960 08
FNMA	Purchase	6 625%	15-Sep-09	03-Feb-00	25-Jan-01	700 000	671 635 91	727,501 60	55,865 69
FNMA	Purchase	7 250%	15-May-30	31-Oct-00	25-Jan-01	65,000	90,401 24	94,698 67	4 297 43
FNMA	Purchase	6 500%	15-Aug-04	01 Nov-00	25-Jan-01	1,550,000	1,551 018 80	1 600,533 10	49,516 30
FNMA	Purchase	6 500%	15-Aug-04	01-Nov-00	29-Jan-01	255,000	255,167 28	263 436 66	6,269 38
FNMA	Purchase	6 000%	15-May-08	05-Oct-00	08-Mar-01	325 000	308 786 25	333,797 85	25 031 60
FNMA	Purchase	7 250%	15-May-30	31-Oct-00	08-Mar-01	340,000	361,604 96	391,921 40	30,316 44
FNMA	Purchase	7 250%	15-May-30	25-Jan-01	08-Mar-01	60 000	68 914 06	69,162 60	2,48 54
FNMA	Purchase	6 500%	15-Aug-04	01-Nov-00	29-Mar-01	850,000	850,557 60	888 497 36	37,939 76
FNMA	Purchase	6 500%	15-Aug-04	04-Dec-00	29-Mar-01	425,000	428 727 25	444 248 67	15 521 42
FNMA	Purchase	6 500%	15-Aug-04	04-Dec-00	10-Apr-01	400,000	403,508 00	419,800 00	16,292 00
FNMA	Purchase	7 000%	15-Jul-05	24-Jan-01	10-Apr-01	1,150 000	1,213 054 50	1 232 512 50	19 458 00
FNMA	Purchase	6 500%	15-Aug-04	16-Feb-01	10-Apr-01	3,500 000	3,624,635 00	3 673 250 00	48,615 00
FNMA	Purchase	6 000%	15-Dec-05	28-Feb-01	30-Apr-01	355,000	366 126 08	362,933 90	(3,192 18)
FNMA	Purchase	5 500%	15-Mar-11	22-Mar-01	02 May-01	275,000	273,300 50	265 890 83	(7 409 67)
FNMA	Purchase	6 625%	15-Nov-30	19 Apr-01	10-May-01	985,000	1 004 434 05	1,012,836 15	8,202 10
FNMA	Purchase	6 250%	01-Feb-11	25-Jan-01	21-May-01	140 000	139 557 60	139,713 00	155 40
FNMA	Purchase	6 375%	15-Jun-09	29-Mar-01	30-May-01	325 000	338,906 42	330 954 10	(7 952 32)
FNMA	Purchase	6 000%	15-May 11	23-May-01	06-Jun-01	550 000	548 392 00	549,582 00	3 190 00
FNMA	Purchase	6 375%	15-Jun-09	29-Mar-01	11-Jun-01	275 000	286,766 98	284 138 25	(2,628 73)
FNMA	Purchase	6 375%	15-Jun-09	02-May-01	11-Jun-01	300,000	310,272 00	309,969 00	(303 00)
FNMA	Purchase	5 500%	02-May-06	02-May-01	14-Jun-01	50,000	49,824 50	49 812 50	(12 00)
FNMA	Purchase	5 500%	15-Feb-08	12-Jun-01	20-Jun-01	3 555,000	3,575 361 26	3 591,665 35	16 504 09

RICHARD AND RHODA GOLDMAN FUND

94-6064502

YEAR ENDED DECEMBER 31, 2001

GAINS (LOSSES) - INVESTMENT SECURITIES

Description	How Acquired	Rate	Maturity	Date Acquired	Date Sold	Number of Shares or Par Value	Cost	Gross Sales Price	Gain (Loss)
FNMA	Purchase	5.250%	15-Jun-06	20-Jun-01	22-Jun-01	2,625,000	2,621,167.50	2,622,060.00	892.50
FNMA	Purchase	7.125%	15-Mar-07	30-Mar-00	02-Jul-01	1,150,000	1,146,423.50	1,239,472.30	93,048.80
FNMA	Purchase	7.125%	15-Mar-07	18-May-01	02-Jul-01	150,000	161,199.00	161,670.30	471.30
FNMA	Purchase	7.250%	15-Jan-10	22-Jun-01	18-Jul-01	3,200,000	3,505,120.00	3,484,448.00	(20,672.00)
FNMA	Purchase	7.250%	15-Jan-10	19-Jul-01	18-Jul-01	1,305,000	1,433,503.35	1,438,462.38	4,959.03
FNMA	Purchase	6.000%	15-May-08	28-Jun-01	01-Aug-01	295,000	299,547.13	303,999.25	4,452.12
FNMA	Purchase	6.500%	15-Aug-04	19-Jul-01	02-Aug-01	875,000	917,488.25	919,570.75	2,082.50
FNMA	Purchase	6.000%	15-May-08	28-Jun-01	03-Aug-01	1,060,000	1,076,338.84	1,084,511.95	8,173.11
FNMA	Purchase	7.250%	15-Jan-10	19-Jul-01	24-Aug-01	295,000	324,048.85	326,927.85	2,879.20
FNMA	Purchase	6.500%	15-Aug-04	19-Jul-01	29-Aug-01	1,840,000	1,929,346.72	1,943,643.52	14,296.80
FNMA	Purchase	6.625%	15-Nov-30	24-Apr-01	10-Sep-01	85,000	86,281.80	90,425.39	4,143.59
FNMA	Purchase	6.000%	15-May-11	18-Jul-01	20-Sep-01	4,460,000	4,460,146.00	4,818,833.00	158,687.00
FNMA	Purchase	7.250%	15-Jan-10	19-Jul-01	20-Sep-01	425,000	466,849.75	478,112.25	11,262.50
FNMA	Purchase	7.250%	15-Jan-10	02-Aug-01	20-Sep-01	350,000	384,849.50	393,739.50	8,890.00
FNMA	Purchase	6.500%	15-Aug-04	19-Jul-01	28-Sep-01	1,660,000	1,740,806.28	1,790,509.20	49,802.92
FNMA	Purchase	5.250%	15-Jun-06	20-Jun-01	16-Oct-01	785,000	783,853.90	817,227.92	33,374.02
FNMA	Purchase	6.625%	15-Nov-30	31-Aug-01	17-Oct-01	325,000	345,490.27	352,434.57	6,944.30
FNMA	Purchase	6.625%	15-Sep-09	03-Feb-00	23-Oct-01	175,000	165,082.84	192,298.13	27,213.29
FNMA	Purchase	6.625%	15-Sep-09	16-Jul-01	23-Oct-01	730,000	768,357.42	802,149.55	35,792.13
FNMA	Purchase	6.625%	15-Sep-09	21-Sep-01	23-Oct-01	315,000	343,743.75	346,133.02	2,389.27
FNMA	Purchase	7.250%	15-Jan-10	23-Oct-01	25-Oct-01	550,000	627,279.30	630,974.61	3,695.31
FNMA	Purchase	7.250%	15-May-30	25-Jan-01	31-Oct-01	615,000	685,869.15	745,078.65	59,209.50
FNMA	Purchase	6.625%	15-Nov-30	31-Aug-01	31-Oct-01	525,000	558,099.68	590,287.39	32,187.71
FNMA	Purchase	7.125%	15-Jan-30	19-Sep-01	31-Oct-01	245,000	270,151.70	292,297.25	22,145.55
FNMA	Purchase	6.625%	15-Nov-30	03-Oct-01	31-Oct-01	125,000	135,922.88	140,544.61	4,621.73
FNMA	Purchase	5.250%	15-Jun-06	20-Jun-01	01-Nov-01	145,000	144,788.30	153,003.32	8,215.02
FNMA	Purchase	5.250%	15-Jun-06	20-Sep-01	01-Nov-01	265,000	273,815.50	279,626.76	6,011.26
FNMA	Purchase	3.500%	15-Sep-04	28-Sep-01	01-Nov-01	900,000	897,138.00	907,031.25	9,893.25
FNMA	Purchase	5.250%	15-Jun-06	10-Oct-01	01-Nov-01	250,000	260,162.50	263,799.82	3,636.32
FNMA	Purchase	7.250%	15-Jan-10	23-Oct-01	01-Nov-01	605,000	690,007.22	710,804.10	20,796.88
FNMA	Purchase	3.500%	15-Sep-04	28-Sep-01	08-Nov-01	780,000	757,583.20	768,045.31	10,462.11
FNMA	Purchase	5.250%	15-Jan-09	01-Nov-01	27-Nov-01	885,000	929,285.40	897,542.58	(31,742.82)
FNMA	Purchase	7.250%	15-Jan-10	28-Nov-01	12-Dec-01	1,125,000	1,254,442.50	1,243,991.25	(10,451.25)
FNMA	Purchase	7.000%	15-Jul-05	11-Oct-00	04-Jan-01	770,000	782,370.80	814,998.88	32,628.08
FNMA	Purchase	7.000%	15-Jul-05	11-Oct-00	05-Jan-01	850,000	863,658.07	899,306.64	35,650.57
FNMA	Purchase	6.625%	15-Oct-07	17-Jan-01	14-Feb-01	575,000	601,638.67	606,018.55	4,379.88
FNMA	Purchase	6.625%	15-Nov-10	09-Feb-01	16-Feb-01	225,000	237,937.50	234,914.07	(3,023.43)
FNMA	Purchase	6.625%	15-Nov-10	13-Feb-01	16-Feb-01	160,000	169,369.60	167,049.99	(2,319.61)
FNMA	Purchase	6.625%	15-Nov-10	13-Feb-01	20-Feb-01	205,000	217,004.60	215,057.71	(1,947.09)
FNMA	Purchase	6.000%	01-Apr-29	28-Feb-01	16-Apr-01	1,135,000	1,108,043.75	1,105,871.29	(2,172.46)
FNMA	Purchase	01-May-14	03-Apr-01	14-May-01	1,135,000	1,104,496.88	1,102,900.78	(1,596.10)	
FNMA	Purchase	01-May-14	19-Mar-01	17-May-01	1,030,000	1,026,459.38	1,022,918.75	(3,540.63)	
FNMA	Purchase	6.625%	15-Nov-10	12-Apr-01	23-May-01	615,000	646,542.77	639,647.97	(6,894.80)
FNMA	Purchase	6.625%	15-Nov-10	17-Apr-01	23-May-01	385,000	401,765.21	400,430.03	(1,335.18)
FNMA	Purchase	6.000%	01-Apr-14	19-Apr-01	05-Jun-01	1,030,000	1,028,137.50	1,028,068.75	1,931.25
FNMA	Purchase	01-Jun-29	23-Apr-01	13-Jun-01	740,000	747,168.75	745,665.63	(1,503.12)	
FNMA	Purchase	01-Jun-29	23-Apr-01	13-Jun-01	1,135,000	1,100,950.00	1,100,107.62	(842.38)	
FNMA	Purchase	01-Jun-29	10-May-01	13-Jun-01	905,000	900,475.00	894,229.30	(6,245.70)	
FNMA	Purchase	6.625%	15-Nov-30	30-Jan-01	03-Jul-01	195,000	202,183.01	196,668.23	(5,514.78)
FNMA	Purchase	6.625%	15-Nov-10	31-May-01	06-Jul-01	380,000	390,930.32	392,795.38	1,865.04
FNMA	Purchase	6.625%	15-Nov-10	31-May-01	12-Jul-01	315,000	324,275.88	328,592.25	4,316.37
FNMA	Purchase	6.625%	15-Nov-10	31-May-01	20-Jul-01	705,000	732,352.80	738,952.80	6,600.00
FNMA	Purchase	01-Aug-27	10-Jul-01	13-Aug-01	470,000	452,668.75	455,459.38	2,790.63	
FNMA	Purchase	01-Aug-27	10-Jul-01	13-Aug-01	665,000	640,478.13	648,271.10	7,792.97	
FNMA	Purchase	01-Aug-27	01-Aug-01	13-Aug-01	510,000	498,046.88	497,170.31	(876.57)	
FNMA	Purchase	25-Sep-27	02-Aug-01	17-Sep-01	1,175,000	1,142,687.50	1,159,578.13	16,890.63	
FNMA	Purchase	6.625%	15-Oct-07	22-Jun-01	27-Sep-01	195,000	206,898.05	214,498.05	7,600.00
FNMA	Purchase	6.000%	15-May-11	18-Jul-01	12-Oct-01	185,000	185,421.80	193,614.06	8,192.26
FNMA	Purchase	01-Oct-29	05-Sep-01	15-Oct-01	615,000	625,570.31	627,300.00	1,729.69	
FNMA	Purchase	6.500%	15-Aug-04	26-Sep-01	15-Oct-01	105,000	112,974.12	113,383.09	388.97
FNMA	Purchase	6.000%	15-May-11	18-Jul-01	26-Oct-01	515,000	516,174.20	542,010.47	25,836.27
FNMA	Purchase	6.000%	15-May-11	26-Sep-01	26-Oct-01	35,000	36,486.80	36,835.66	348.86
FNMA	Purchase	6.000%	15-May-11	26-Sep-01	26-Oct-01	70,000	72,973.60	74,209.80	1,236.20
FNMA	Purchase	6.625%	15-Nov-30	30-Jan-01	09-Nov-01	195,000	202,183.01	224,263.46	22,080.45
FNMA	Purchase	6.625%	15-Nov-30	14-Feb-01	09-Nov-01	25,000	26,357.25	28,751.72	2,394.47
FNMA	Purchase	6.625%	15-Nov-30	14-Feb-01	06-Dec-01	55,000	57,985.95	58,626.57	640.62
FNMA	Purchase	6.625%	15-Nov-30	30-Apr-01	06-Dec-01	115,000	116,446.47	122,582.82	6,136.35
FNMA	Purchase	6.625%	15-Nov-30	23-Oct-01	06-Dec-01	340,000	365,795.80	362,418.74	(3,377.06)
FNMA	Purchase	4.375%	15-Oct-06	28-Nov-01	18-Dec-01	475,000	468,542.97	465,073.25	(3,469.72)
FNMA	Purchase	5.375%	15-Nov-11	28-Nov-01	18-Dec-01	345,000	340,256.25	326,752.73	(13,503.52)
FNMA	Purchase	4.375%	15-Oct-06	10-Dec-01	18-Dec-01	195,000	190,611.08	190,924.80	313.74

RICHARD AND RHODA GOLDMAN FUND
94-6064502

YEAR ENDED DECEMBER 31, 2001

GAINS (LOSSES) - INVESTMENT SECURITIES

Description	How Acquired	Rate	Maturity	Date Acquired	Date Sold	Number of Shares or Par Value	Cost	Gross Sales Price	Gain (Loss)
FNMA	Purchase	4.375%	15-Oct-08	10-Dec-01	24-Dec-01	1,000,000	977,081.32	975,325.00	(1,756.32)
FNMA Discount	Purchase		16-Jan-01	18-Dec-00	18-Jan-01	3,385,000	3,368,281.86	3,368,281.86	
FNMA Discount	Purchase		12-Feb-01	16-Jan-01	18-Jan-01	215,000	214,111.81	214,104.35	(7.46)
FNMA Discount	Purchase		12-Feb-01	16-Jan-01	01-Feb-01	1,525,000	1,518,700.06	1,518,858.49	158.43
FNMA Discount	Purchase		12-Feb-01	18-Jan-01	12-Feb-01	3,260,000	3,246,532.58	3,246,532.58	
FNMA Discount	Purchase		13-Mar-01	24-Jan-01	01-Mar-01	255,000	253,182.28	253,210.33	28.05
FNMA Discount	Purchase		13-Mar-01	24-Jan-01	13-Mar-01	1,845,000	1,833,273.89	1,833,273.89	
FNMA Discount	Purchase		13-Mar-01	13-Feb-01	13-Mar-01	2,410,000	2,400,275.65	2,400,275.65	
FNMA Discount	Purchase		13-Mar-01	14-Feb-01	13-Mar-01	1,390,000	1,384,599.07	1,384,599.07	
FNMA Discount	Purchase		19-Apr-01	13-Mar-01	19-Apr-01	4,535,000	4,511,834.97	4,511,834.97	
FNMA Discount	Purchase		15-Jun-01	14-May-01	11-Jun-01	400,000	398,592.00	398,594.22	2.22
FNMA Discount	Purchase		15-Jun-01	14-May-01	15-Jun-01	4,440,000	4,424,816.95	4,424,816.95	
FNMA Discount	Purchase		18-Jul-01	14-Jun-01	22-Jun-01	315,000	313,902.75	313,923.23	20.48
FNMA Discount	Purchase		18-Jul-01	14-Jun-01	12-Jul-01	1,640,000	1,634,287.33	1,634,325.60	38.27
FNMA Discount	Purchase		18-Jul-01	14-Jun-01	13-Jul-01	1,045,000	1,041,359.92	1,041,378.78	18.86
FNMA Discount	Purchase		18-Jul-01	14-Jun-01	18-Jul-01	1,440,000	1,434,984.00	1,434,984.00	
FNMA Discount	Purchase		31-Aug-01	05-Jul-01	13-Aug-01	495,000	493,087.65	493,087.65	
FNMA Discount	Purchase		31-Aug-01	18-Jul-01	13-Aug-01	840,000	837,189.50	837,189.50	
FNMA Discount	Purchase		31-Aug-01	18-Jul-01	13-Aug-01	970,000	967,561.53	967,561.53	
FNMA Discount	Purchase		17-Sep-01	06-Aug-01	17-Sep-01	1,120,000	1,115,471.78	1,115,471.78	
FNMA Discount	Purchase		17-Sep-01	15-Aug-01	17-Sep-01	1,485,000	1,460,481.29	1,460,481.29	
FNMA Discount	Purchase		15-Nov-30	15-Oct-01	19-Nov-01	885,000	882,981.90	882,981.90	
FNMA Discount	Purchase		15-Nov-30	16-Oct-01	19-Nov-01	2,380,000	2,374,960.35	2,374,960.35	
FNMA Discount	Purchase		18-Dec-01	09-Nov-01	29-Nov-01	1,280,000	1,277,511.86	1,277,440.93	(70.93)
FNMA Discount	Purchase		18-Dec-01	09-Nov-01	03-Dec-01	10,000	9,981.82	9,981.40	(0.42)
FNMA Discount	Purchase		18-Dec-01	09-Nov-01	13-Dec-01	345,000	344,372.77	344,456.65	83.88
FNMA Discount	Purchase		18-Dec-01	19-Nov-01	13-Dec-01	1,080,000	1,078,336.13	1,078,299.07	(37.06)
FNMA Discount	Purchase		18-Dec-01	19-Nov-01	18-Dec-01	2,300,000	2,296,511.66	2,296,511.66	
FNMA Com	Purchase			28-Jun-00	15-Jun-01	100	5,695.75	8,066.79	2,371.04
FNMA Com	Gift			11-May-98	18-Jul-01	385	22,435.34	33,335.03	10,900.69
FNMA Com	Purchase			11-May-98	17-Dec-01	200	11,654.72	15,505.48	3,850.76
FNMA Com	Purchase			11-May-98	18-Dec-01	315	18,358.18	24,669.98	6,313.80
FNMA Com	Purchase			11-Jun-98	18-Dec-01	1,150	70,870.26	90,064.99	19,394.73
FNMA Com	Purchase			17-Jul-98	18-Dec-01	435	29,025.24	34,068.06	5,042.82
FNMA Com	Purchase			17-Jul-98	19-Dec-01	300	20,017.41	23,590.40	3,572.99
FNMA Com	Purchase			28-Jun-00	21-Dec-01	100	5,695.75	8,010.03	2,314.28
FNMA Pass-Throughs	Purchase	6.500%	30 years	10-Sep-01	17-Sep-01	1,625,000	1,630,585.94	1,634,394.53	3,808.59
FNMA Pass-Throughs	Purchase	7.500%	30 years	10-Sep-01	15-Oct-01	2,175,000	2,240,250.00	2,262,509.78	22,259.78
FNMA Pass-Throughs	Purchase	6.500%	30 years	09-Oct-01	15-Oct-01	1,625,000	1,651,408.25	1,656,674.81	5,266.56
FNMA Pass-Throughs	Purchase	6.000%	30 years	22-Oct-01	05-Nov-01	1,575,000	1,571,000.98	1,586,012.70	15,011.72
FNMA Pass-Throughs	Purchase	6.500%	30 years	30-Oct-01	05-Nov-01	2,225,000	2,277,843.75	2,277,843.75	
FNMA Pass-Throughs	Purchase	6.000%	30 years	01-Nov-01	05-Nov-01	825,000	836,085.94	830,768.56	(5,317.38)
FNMA Pass-Throughs	Purchase	6.000%	30 years	10-Dec-01	10-Dec-01	825,000	800,507.81	809,178.76	8,668.95
FNMA Pass-Throughs	Purchase	6.500%	30 years	10-Dec-01	10-Dec-01	1,625,000	1,615,351.56	1,628,745.12	13,393.56
FNMA Pool #252805	Purchase	7.000%	01-Oct-29	17-Aug-99	25-Jan-01	5,320	5,202.51	5,319.61	117.10
FNMA Pool #252805	Purchase	7.000%	01-Oct-29	17-Aug-99	29-Jan-01	329,351	321,195.01	330,560.39	9,365.38
FNMA Pool #252805	Purchase	7.000%	01-Oct-29	17-Aug-99	28-Feb-01	4,083	3,996.72	4,082.74	86.02
FNMA Pool #252805	Purchase	7.000%	01-Oct-29	17-Aug-99	28-Mar-01	12,152	11,895.84	12,151.87	256.03
FNMA Pool #252805	Purchase	7.000%	01-Oct-29	17-Aug-99	25-Apr-01	19,398	18,986.88	19,395.50	408.64
FNMA Pool #252805	Purchase	7.000%	01-Oct-29	17-Aug-99	25-May-01	20,431	20,000.18	20,430.61	430.45
FNMA Pool #252805	Purchase	7.000%	01-Oct-29	17-Aug-99	25-Jun-01	18,498	18,150.86	18,498.46	347.60
FNMA Pool #252805	Purchase	7.000%	01-Oct-29	17-Aug-99	25-Jul-01	19,810	19,392.14	19,609.51	417.37
FNMA Pool #252805	Purchase	7.000%	01-Oct-29	17-Aug-99	27-Aug-01	18,821	18,468.58	18,820.99	354.41
FNMA Pool #252805	Purchase	7.000%	01-Oct-29	17-Aug-99	25-Sep-01	20,048	19,825.70	20,048.10	422.40
FNMA Pool #252805	Purchase	7.000%	01-Oct-28	17-Aug-99	25-Oct-01	17,214	16,851.31	17,213.99	362.68
FNMA Pool #252805	Purchase	7.000%	01-Oct-29	17-Aug-99	26-Nov-01	32,257	31,577.61	32,257.23	679.62
FNMA Pool #252805	Purchase	7.000%	01-Oct-29	17-Aug-99	26-Dec-01	56,486	55,296.27	56,486.38	1,190.11
FNMA Pool #252874	Purchase	7.500%	01-Nov-29	24-Oct-00	23-Jan-01	462,846	464,581.29	472,608.77	8,027.48
FNMA Pool #253184	Purchase	7.500%	01-Nov-29	24-Oct-00	25-Jan-01	3,338	3,351.65	3,339.13	(12.52)
FNMA Pool #253184	Purchase	8.000%	01-Mar-30	07-Mar-00	25-Jan-01	7,032	7,064.51	7,031.55	(32.96)
FNMA Pool #253184	Purchase	8.000%	01-Mar-30	07-Mar-00	26-Feb-01	12,192	12,248.95	12,191.80	(57.15)
FNMA Pool #253184	Purchase	8.000%	01-Mar-30	07-Mar-00	26-Mar-01	20,364	20,459.54	20,364.08	(95.46)
FNMA Pool #253184	Purchase	8.000%	01-Mar-30	07-Mar-00	25-Apr-01	28,278	28,410.34	28,277.79	(132.55)
FNMA Pool #253184	Purchase	8.000%	01-Mar-30	07-Mar-00	25-May-01	21,435	21,535.08	21,434.61	(100.47)
FNMA Pool #253184	Purchase	8.000%	01-Mar-30	07-Mar-00	25-Jun-01	20,830	20,927.43	20,829.79	(97.64)
FNMA Pool #253184	Purchase	8.000%	01-Mar-30	07-Mar-00	25-Jul-01	14,468	14,536.31	14,468.49	(67.82)
FNMA Pool #253184	Purchase	8.000%	01-Mar-30	07-Mar-00	27-Aug-01	12,896	12,958.05	12,895.60	(60.45)
FNMA Pool #253184	Purchase	8.000%	01-Mar-30	07-Mar-00	25-Sep-01	13,184	13,246.23	13,184.43	(61.80)
FNMA Pool #253184	Purchase	8.000%	01-Mar-30	07-Mar-00	25-Oct-01	10,520	10,569.35	10,520.04	(49.31)
FNMA Pool #253184	Purchase	8.000%	01-Mar-30	07-Mar-00	26-Nov-01	14,508	14,576.12	14,508.11	(68.01)
FNMA Pool #253184	Purchase	8.000%	01-Mar-30	07-Mar-00	28-Dec-01	17,605	17,687.08	17,604.56	(82.52)

RICHARD AND RHODA GOLDMAN FUND

94-6084502

YEAR ENDED DECEMBER 31, 2001

GAINS (LOSSES) - INVESTMENT SECURITIES

Description	How Acquired	Rate	Maturity	Date Acquired	Date Sold	Number of Shares or Par Value	Cost	Gross Sales Price	Gain (Loss)
FNMA Pool #253703	Purchase	6 500%	01-Feb-16	12-Jan-01	15-Feb-01	444 958	445 651 24	448 345 31	2 694 07
FNMA Pool #303908	Purchase	9 000%	01-Nov-10	13-Nov-96	25-Jan-01	1,228	1 307 40	1 228 33	(79 07)
FNMA Pool #303908	Purchase	9 000%	01-Nov-10	13 Nov 96	26-Feb-01	4 154	4,421 81	4 154 37	(267 44)
FNMA Pool #303908	Purchase	9 000%	01 Nov 10	13 Nov 96	26-Mar-01	1 671	1 778 30	1 670 75	(107 55)
FNMA Pool #303908	Purchase	9 000%	01-Nov-10	13-Nov-96	25-Apr-01	1,454	1 547 58	1 453 96	(93 60)
FNMA Pool #303908	Purchase	9 000%	01-Nov-10	13-Nov-96	25-May-01	2,798	2 978 61	2 798 48	(180 15)
FNMA Pool #303908	Purchase	9 000%	01-Nov-10	13-Nov-96	25-Jun-01	2,412	2 568 75	2,411 51	(155 24)
FNMA Pool #303908	Purchase	9 000%	01 Nov-10	13-Nov-96	25-Jul-01	1 637	1 742 66	1 637 26	(105 40)
FNMA Pool #303908	Purchase	9 000%	01-Nov-10	13-Nov-96	27-Aug-01	1,314	1,398 48	1 313 88	(84 58)
FNMA Pool #303908	Purchase	9 000%	01-Sep-29	13-Nov-96	25-Sep-01	2 810	2 990 87	2 809 98	(180 89)
FNMA Pool #303908	Purchase	9 000%	01 Nov-10	13-Nov-96	25-Oct-01	1,767	1 880 54	1 766 80	(113 74)
FNMA Pool #303908	Purchase	9 000%	01-Nov-10	13-Nov-96	26-Nov-01	1 819	1 936 57	1 819 44	(117 13)
FNMA Pool #303908	Purchase	9 000%	01-Nov-10	13-Nov-96	26-Dec-01	1,177	1,252 36	1 176 62	(75 74)
FNMA Pool #357036	Purchase	7 500%	01-Sep-29	10-Sep-99	25-Jan-01	2,662	2,668 36	2 661 50	(6 86)
FNMA Pool #357036	Purchase	7 500%	01-Sep-29	10-Sep-99	29-Jan-01	209,536	210 075 88	213 955 56	3,879 68
FNMA Pool #357036	Purchase	7 500%	01-Sep-29	10-Sep-99	26-Feb-01	2 149	2,154 85	2 149 31	(5 54)
FNMA Pool #357036	Purchase	7 500%	01-Sep-29	10-Sep-99	26-Mar-01	4,103	4 113 20	4 102 62	(10 58)
FNMA Pool #357036	Purchase	7 500%	01-Sep-29	10-Sep-99	25-Apr-01	12 884	12 917 45	12 884 23	(33 22)
FNMA Pool #357036	Purchase	7 500%	01-Sep-29	10-Sep-99	25-May-01	7 271	7 290 23	7,271 48	(18 75)
FNMA Pool #357036	Purchase	7 500%	01-Sep-29	10-Sep-99	25-Jun-01	9,272	9 296 32	9,272 41	(23 91)
FNMA Pool #357036	Purchase	7 500%	01-Sep-29	10-Sep-99	25-Jul-01	6 587	6 604 04	6 587 06	(16 98)
FNMA Pool #357036	Purchase	7 500%	01-Sep-29	10-Sep-99	27 Aug-01	5,005	5 017 57	5,004 67	(12 90)
FNMA Pool #357036	Purchase	7 500%	01-Sep-29	10-Sep-99	25 Sep-01	8 459	8 481 28	8 459 47	(21 81)
FNMA Pool #357036	Purchase	7 500%	01-Sep-29	10-Sep-99	25-Oct-01	6 357	6 373 68	6 357 29	(16 39)
FNMA Pool #357036	Purchase	7 500%	01 Sep-29	10-Sep-99	26-Nov-01	11 841	11 871 26	11 840 73	(30 53)
FNMA Pool #357036	Purchase	7 500%	01-Sep-29	10-Sep-99	26 Dec-01	16,747	16 790 51	16,747 33	(43 18)
FNMA Pool #447748	Purchase	6 500%	01-Mar-29	29-Mar-99	25-Jan-01	16 273	16,169 68	16 272 68	102 98
FNMA Pool #447748	Purchase	6 500%	01-Mar-29	29-Mar-99	26-Feb-01	2 465	2 449 39	2,464 99	15 60
FNMA Pool #447748	Purchase	6 500%	01 Mar-29	29-Mar-99	21-Mar-01	2,166 068	2 152 361 17	2,169,791 25	17 430 08
FNMA Pool #447748	Purchase	6 500%	01-Mar-29	29-Mar-99	26-Mar-01	39,177	38,928 02	39 175 93	247 91
FNMA Pool #481601	Purchase	6 000%	01-Mar-29	03-Feb-99	25-Jan-01	5,439	5 357 50	5,438 65	81 15
FNMA Pool #481601	Purchase	6 000%	01-Mar-29	03-Feb-99	26-Feb-01	2,776	2,734 38	2,775 80	41 42
FNMA Pool #481601	Purchase	6 000%	01-Mar-29	03-Feb-99	26-Mar-01	10 877	10,714 39	10 876 69	162 30
FNMA Pool #481601	Purchase	6 000%	01-Mar-29	03-Feb-99	25-Apr-01	6 649	6 549 45	6 648 66	99 21
FNMA Pool #481601	Purchase	6 000%	01-Mar-29	03-Feb-99	25-May-01	9 411	9,270 86	9 411 29	140 43
FNMA Pool #481601	Purchase	6 000%	01-Mar-29	03-Feb-99	25-Jun-01	16 044	15 804 52	16 043 93	239 41
FNMA Pool #481601	Purchase	6 000%	01-Mar-29	03-Feb-99	25-Jul-01	9,479	9 337 07	9 478 51	141 44
FNMA Pool #481601	Purchase	6 000%	01-Mar-29	03-Feb-99	27-Aug-01	12,523	12,336 20	12,523 07	186 87
FNMA Pool #481601	Purchase	6 000%	01-Mar-29	03-Feb-99	25-Sep-01	11 299	11 130 06	11,298 66	168 60
FNMA Pool #481601	Purchase	6 000%	01-Mar-29	03-Feb-99	25-Oct-01	3,315	3 265 57	3 315 04	49 47
FNMA Pool #481601	Purchase	6 000%	01-Mar-29	03-Feb-99	26-Nov-01	9,087	8,950 93	9 086 52	135 59
FNMA Pool #481601	Purchase	6 000%	01-Mar-29	03-Feb-99	26-Dec-01	16 768	16 487 73	16 767 78	280 05
FNMA Pool #488397	Purchase	6 500%	01-Mar-29	16-Mar-01	25-Apr-01	894	895 84	893 88	(1 96)
FNMA Pool #488397	Purchase	6 500%	01-Mar-29	16-Mar-01	25-May-01	5 794	5 806 26	5,793 61	(12 67)
FNMA Pool #488397	Purchase	6 500%	01-Mar-29	16-Mar-01	25-Jun-01	890	891 74	889 79	(1 95)
FNMA Pool #488397	Purchase	6 500%	01-Mar-29	16-Mar-01	25-Jul-01	16 168	16,203 35	16 167 98	(35 37)
FNMA Pool #488397	Purchase	6 500%	01 Mar-29	16 Mar-01	27-Aug-01	20 752	20 797 15	20 751 76	(45 39)
FNMA Pool #488397	Purchase	6 500%	01 Mar 29	16-Mar-01	25-Sep-01	14 231	14,262 04	14 230 91	(31 13)
FNMA Pool #488397	Purchase	6 500%	01-Mar-29	16-Mar-01	25-Oct-01	10,220	10 242 80	10 220 44	(22 36)
FNMA Pool #488397	Purchase	6 500%	01-Mar-29	16-Mar-01	26-Nov-01	5,268	5 279 04	5 267 52	(11 52)
FNMA Pool #488397	Purchase	6 500%	01-Mar-29	16-Mar-01	26-Dec-01	4 527	4,537 18	4,527 28	(9 90)
FNMA Pool #530578	Purchase	7 500%	01-Apr-30	23-Jan-01	14-Mar-01	408,000	415 171 59	416,781 28	1 609 69
FNMA Pool #534136	Purchase	7 000%	01-Mar-15	02-Feb-01	07-May-01	378 962	385,780 33	388,214 46	2,434 13
FNMA Pool #535817	Purchase	7 000%	01-Apr-31	09-Jul-01	27-Aug-01	7,387	7 458 12	7 387 13	(70 99)
FNMA Pool #535817	Purchase	7 000%	01-Apr-31	09-Jul-01	25-Sep-01	10 124	10,221 69	10,124 40	(97 29)
FNMA Pool #535817	Purchase	7 000%	01 Apr-31	09-Jul-01	28-Sep-01	372,859	376,440 94	385 704 13	9 263 19
FNMA Pool #538430	Purchase	7 500%	01-May-30	28-Feb-01	16-Apr-01	548 180	559 314 93	559 143 82	(171 31)
FNMA Pool #537805	Purchase	7 500%	01-May-30	19-Mar-42	16-Apr-01	123,530	126,038 92	126 000 31	(38 61)
FNMA Pool #544200	Purchase	7 500%	01-Aug-30	28-Feb-01	16-Apr-01	816,377	832 959 61	832,704 49	(255 12)
FNMA Pool #545026	Purchase	6 500%	01-May-16	22-May-01	25-Jun-01	3 117	3,143 35	3 117 05	(26 30)
FNMA Pool #545026	Purchase	6 500%	01-May-16	22-May-01	25-Jul-01	1,169	1 179 23	1 169 36	(9 87)
FNMA Pool #545026	Purchase	6 500%	01-May-16	22 May-01	27 Aug-01	2 458	2,478 84	2 458 10	(20 74)
FNMA Pool #545026	Purchase	6 500%	01 May-16	22-May-01	25-Sep-01	2,329	2,349 06	2,329 41	(19 65)
FNMA Pool #545026	Purchase	6 500%	01-May-16	22-May-01	25-Oct-01	3 657	3,667 98	3 657 12	(30 86)
FNMA Pool #545026	Purchase	6 500%	01-May-16	22-May-01	26-Nov-01	4,821	4 861 69	4 821 01	(40 68)
FNMA Pool #545026	Purchase	6 500%	01-May-16	22 May-01	26-Dec-01	6 185	6 237 27	6 185 08	(52 19)
FNMA Pool #545122	Purchase	7 000%	01-Jul-16	12-Jul-01	27-Aug-01	10 172	10,413 35	10,171 77	(241 58)
FNMA Pool #545122	Purchase	7 000%	01-Jul-16	12-Jul-01	21-Sep-01	503 881	515 847 81	522 933 64	7 085 83
FNMA Pool #545122	Purchase	7 000%	01-Jul-16	12-Jul-01	25-Sep-01	10,947	11 207 59	10 947 58	(260 01)
FNMA Pool #545146	Purchase	7 500%	01-Jul-31	11-Jul-01	27 Aug-01	13,129	13,466 29	13,129 16	(337 13)
FNMA Pool #545146	Purchase	7 500%	01-Jul-31	11-Jul-01	25-Sep-01	19 851	20 360 68	19 850 95	(509 73)

**RICHARD & RHODA GOLDMAN FUND
94-6064502
FISCAL YEAR ENDING DECEMBER 31, 2001
2001 GRANTS LIST**

Northern California Grantmakers, San Francisco	\$5,000
Omega Boys Club of San Francisco, San Francisco	\$10,000
Outervention, San Francisco	\$25,000
Pacific Crest Outward Bound School, San Francisco	\$10,000
Presbyterian Church USA, Calvary Presbyterian Church, San Francisco	\$20,000
Richmond District Neighborhood Center, Inc., San Francisco	\$25,000
Saint Francis Memorial Hospital, Rally Family Visitation Services, San Francisco	\$20,000
San Francisco Conservation Corps Headquarters, San Francisco	\$5,000
San Francisco Court Appointed Special Advocates, San Francisco	\$10,000
San Francisco Interfaith Council, San Francisco	\$40,000
San Francisco League of Urban Gardeners, Bayview Safe Haven, San Francisco	\$50,000
San Francisco Students Back on Track, San Francisco	\$20,000
San Francisco Urban Service Project, San Francisco	\$20,000
Small Press Distribution, Inc., Berkeley	\$24,000
Summer Search, San Francisco	\$25,000
Telegraph Hill Neighborhood Association, San Francisco	\$25,000
TheatreWorks, Palo Alto	\$10,000
Tides Center for Bicycle Community Project, San Francisco	\$15,000
Tides Center for World PULSE, Oakland	\$25,000
Tides Center for Galileo Outdoor Adventures Program, San Francisco	\$10,000
Tides Center for Oasis, San Francisco	\$10,000
Training & Health Education Center for Youth, San Francisco	\$25,000
University of San Francisco, San Francisco	\$12,500
Volunteer Auxiliary of the Youth Guidance Center of San Francisco	\$20,000
West Contra Costa Public Education Fund, Learn-ASAP, After School	\$25,000
YWCA of San Francisco, San Francisco	\$7,500
Zeum, San Francisco	\$25,000

TOTAL CHILDREN & YOUTH **\$1,911,735**

DEMOCRACY & CIVIL SOCIETY

Common Cause Education Fund, Washington, DC **\$250,000**
To achieve campaign finance and election reform

Ella Baker Center for Human Rights, San Francisco **\$100,000**
Books, Not Bars Campaign

Environmental Working Group, Washington, DC **\$100,000**
Chemical Industry Insider project

Facing History and Ourselves National Foundation, Inc , Brookline, MA **\$75,000**

RICHARD & RHODA GOLDMAN FUND
94-6064502
FISCAL YEAR ENDING DECEMBER 31, 2001
2001 GRANTS LIST

To provide professional development for teachers seeking to incorporate the issues of civic responsibility and social justice into their teaching

Give2Asia, San Francisco	\$265,000
Support for critical and strategic relief efforts in Afghanistan	
San Francisco Organizing Project, San Francisco	\$125,000
Housing Action Project	
San Francisco Planning & Urban Research Association, San Francisco,	\$73,750
Citizen Planning Institute 91,000 grant over three years (2000 - 2002)	
Southern Poverty Law Center, Montgomery, AL	\$500,000
To launch a web site dedicated to promoting tolerance	
Urban Resource Systems, San Francisco	\$100,000
Neighborhood Parks Project	
Coro Northern California, Inc., San Francisco	\$50,000
President & Fellows of Harvard College, Loeb Fellowship Program,	\$3,000
Cambridge, MA	
Tides Foundation for Global Greengrants Fund, Boulder, CO	\$30,000
United Way of the Bay Area, Independent Communications Associates, Inc,	\$2,000
Mill Valley	
Vital Voices Global Partnership, Washington, DC	\$2,000
TOTAL DEMOCRACY & CIVIL SOCIETY	\$1,675,750

EDUCATION

Alameda County Library Foundation, Fremont	\$150,000
Support for program to improve the literacy of incarcerated youth at the Juvenile Court Schools in Alameda County \$300,000 grant over two years (2000-2001)	
Alameda County Library Foundation, Fremont	\$211,000
Reading for Life Program \$422,000 grant over two years (2000-2001)	
Community Works, San Francisco	\$227,500
Support for the prison education programs of the San Francisco Sheriff's Department \$455,000 grant over two years (2000-2001)	
Educate Girls Globally, San Francisco	\$100,000
To promote the social and economic value of girls' education in developing countries	
Georgetown Day School, Washington, DC	\$100,000

RICHARD & RHODA GOLDMAN FUND
94-6064502
FISCAL YEAR ENDING DECEMBER 31, 2001
2001 GRANTS LIST

Capital Fund Drive \$500,000 grant over five years (1998-2002)

Hills Educational Programs, San Francisco

Support arts-based program at Thomas Starr King elementary school \$150,000 over three years (1999-2001) \$50,000

Literacy Volunteers of America, San Rafael

Marin Literacy Program, support to evaluate literacy and lifeskill programs offered to Bay Area inmates 88,000 grant over two years (2001-2002) \$44,000

Literacy Volunteers of America, San Rafael

Inmate Literacy Project \$250,000 grant over two years (2000-2001) \$125,000

Medical Education for South African Blacks, Inc , New Brunswick, NJ

Scholarship fund to assist in the medical education of black students in South Africa \$100,000 grant over four years (1998-2001) \$25,000

San Francisco Conservation Corps, San Francisco

Student & Family Services of Youth in Action program \$60,000 grant over two years (1999-2000) \$30,000

Tides Center for sfLEARNS, San Francisco

To promote community-based education in the public school system \$75,000

Board of Trustees of the Leland Stanford Junior University, Stanford

To fund Stanford's Center for Environmental Science and Policy \$1,325,000/5 years (2001-2005) \$265,000

United Religions, San Francisco

United Religions Initiative \$200,000 grant over four years (1997-2000) \$100,000

Yale University, New Haven, CT

For the restoration and renovation of Branford College \$1,000,000 grant over four years (1999-2002) \$200,000

Architectural Foundation of San Francisco, San Francisco

\$5,000

ARCS Foundation, Inc , San Francisco

\$15,000

BASIC Fund, San Francisco

\$10,000

Big C Society Mens Intercollegiate Athletics, Berkeley

\$1,000

Board of Trustees of the Leland Stanford Junior University, Stanford

\$2,500

University Medical Center, Palo Alto

\$15,000

California College of Arts and Crafts, San Francisco

\$25,000

California College of Arts and Crafts, San Francisco

\$10,000

Childrens Empowerment Inc., Burlingame

\$2,000

Citizens' Scholarship Foundation of America, Inc., Families of Freedom

\$5,000

Scholarship Fund, St. Peter, MN

\$5,000

Crystal Springs Uplands School, Hillsborough

RICHARD & RHODA GOLDMAN FUND
94-6064502
FISCAL YEAR ENDING DECEMBER 31, 2001
2001 GRANTS LIST

Every Child Can Learn Foundation, San Francisco	\$25,000
Every Child Can Learn Foundation, E.R. Taylor Elementary School, San Francisco	\$10,000
Exploratorium, San Francisco	\$20,000
Friends of the San Francisco Public Library, San Francisco	\$10,000
Friends of the San Francisco Public Library, San Francisco	\$2,000
Gateway High School, San Francisco	\$2,000
Georgetown Day School, Washington, DC	\$15,000
Hamlin School, San Francisco	\$5,000
Hills Educational Programs, Thomas Starr King Elementary School, San Francisco	\$5,000
Institute of International Education, San Francisco	\$1,000
International House, Berkeley	\$2,000
International House Davis, Davis	\$5,000
Lawyers' Committee for Civil Rights of the S F. Bay Area, San Francisco	\$20,000
Leadership High School, San Francisco	\$5,000
Materials for the Future Foundation, Oakland	\$25,000
Mission Learning Center, San Francisco	\$25,000
Music in Schools Today, San Francisco	\$5,000
New Haven Academy, New Haven, CT	\$1,000
Presidio Hill School, San Francisco	\$10,000
Presidio World College, San Francisco	\$30,000
Project Read, San Francisco	\$10,000
Randall Museum Friends, San Francisco	\$5,000
Reading is Fundamental, Inc., Washington, DC	\$10,000
Regents of University of California, Brent Woodall Memorial Scholarship Fund, Berkeley	\$1,000
San Francisco Day School, San Francisco	\$10,000
San Francisco Education Fund, San Francisco	\$10,000
San Francisco School Volunteers, San Francisco	\$10,000
San Francisco School Volunteers, San Francisco	\$2,500
San Francisco State University Foundation, Step to College, San Francisco	\$2,000
San Francisco University High School, San Francisco	\$25,000
Say Hey Foundation, Inc., Menlo Park	\$5,000
Sidwell Friends School, Washington, DC	\$8,000
Summerbridge, Breakthrough Collaborative, San Francisco	\$5,000
Teachers Housing Cooperative, San Francisco	\$10,000
Town School for Boys, San Francisco	\$10,000
UC Berkeley Foundation, Berkeley	\$10,000
United Negro College Fund, Inc., Fairfax, VA	\$5,000
University of California Berkeley Foundation, Berkeley	\$1,000
University of California Press, Berkeley	\$5,000
University of San Francisco, San Francisco	\$1,000
Western Institute for Social Research, Berkeley	\$20,000
Young Audiences of San Francisco, Young Audiences of the Bay Area, San Francisco	\$25,000

RICHARD & RHODA GOLDMAN FUND
94-6064502
FISCAL YEAR ENDING DECEMBER 31, 2001
2001 GRANTS LIST

TOTAL EDUCATION **\$2,206,500**

ELDERLY

Alzheimer's Services of the East Bay, Berkeley **\$50,000**
 Development of dementia-specific care management services \$90,000 grant over two years (\$50,000 in 2001 and \$40,000 in 2002)

Alzheimer's Services of the East Bay, Berkeley **\$55,000**
 Adult Day Services Network of Alameda County
 Support for county-wide marketing initiative to serve individuals with chronic physical, emotional and cognitive problems and their families \$155,000 grant over three years (1999-2002)

Bay Area Community Services, Oakland **\$158,000**
 For a collaborative effort to address elder abuse in Alameda Country through case management, advocacy services, community outreach, and public education \$308,000 grant over two years (2001-2002)

Bread & Roses, Corte Madera **\$25,000**
 Performances for Elders Project \$75,000 grant over three years (2000-2002)

California Pacific Medical Center Foundation, San Francisco **\$25,000**
 Senior "Living Well" Programs \$75,000 grant over three years (2001-2003)

Coalition for Elders Independence, Oakland **\$100,000**
 Support for a new facility for the frail elderly at Eastmont Town Center

Hearing Society for the Bay Area, San Francisco **\$50,000**
 Support to provide hearing-related services and outreach to Bay Area seniors \$120,000 grant over two years (2000-2001)

Japanese American Religious Fedn Assisted Living Facility, Inc., San Francisco **\$100,000**
 Support for Kokoro's new assisted living and services facility for seniors

Legal Assistance for Seniors, Oakland **\$153,000**
 For a collaborative effort to address elder abuse in Alameda Country through case management, advocacy services, community outreach, and public education \$306,000 grant over two years (2001-2002)

Ombudsman, Inc., Oakland **\$100,000**
 For a collaborative effort to address elder abuse in Alameda Country through case management, advocacy services, community outreach, and public education \$200,000 grant over two years (2001-2002)

RICHARD & RHODA GOLDMAN FUND
94-6064502
FISCAL YEAR ENDING DECEMBER 31, 2001
2001 GRANTS LIST

Planning for Elders in the Central City, San Francisco	\$50,000
Long-Term Care Consumer Empowerment Program \$150,000 grant over three years (2000-2002)	
San Francisco Adult Day Services Network, San Francisco	\$100,000
Quality of Care Initiative \$225,000 grant over three years (2001-2003)	
Women Organized to Make Abuse Nonexistent Inc., San Francisco	\$100,000
Outreach project to prevent violence against older women \$200,000 grant over two years (2001-2002)	
Zen Hospice Project, San Francisco	\$100,000
Institute on Dying, an education and training program on end-of-life care	
Bayview Hunters Point Multipurpose Senior Services, Inc., San Francisco	\$5,000
Bernal Heights Neighborhood Center, San Francisco	\$25,000
California Advocates for Nursing Home Reform, San Francisco	\$10,000
Crisis Support Services of Alameda County, Berkeley	\$15,000
Episcopal Community Services of San Francisco, San Francisco	\$5,000
Friends of the Fromm Institute of Lifelong Learning, San Francisco	\$5,000
Japanese American Services of the East Bay, Senior Services Coalition of Alameda County, Oakland	\$15,000
Kimochi, San Francisco	\$5,000
LifeLong Medical Care, Berkeley	\$5,000
Network for Elders, San Francisco	\$7,500
Older Women's League, San Francisco	\$5,000
Ombudsman, Inc., Oakland	\$5,000
Planning for Elders in the Central City, San Francisco	\$7,500
Project Match, Inc., San Jose	\$10,000
San Francisco Adult Day Health Network, San Francisco	\$15,000
San Francisco Foundation Community Initiatives Fund, Helping Wheels Fund, San Francisco	\$5,000
San Francisco Senior Center, San Francisco	\$30,000
Self-Help for the Elderly Adult Day Services, San Francisco	\$5,000
Senior Action Network, San Francisco	\$7,500
Seniornet, Evergreen Project, San Rafael	\$30,000
Seniors' Emergency Grocery Bag Program, San Francisco Coalition, Oakland	\$5,000
Tides Center for Share Our Security, Kailua, HI	\$12,000
United States Catholic Conference, Catholic Charities of the Archdiocese of San Francisco, San Francisco	\$50,000
United States Catholic Conference, Catholic Charities of the East Bay, Oakland	\$10,000
Adult Day Support Program, San Francisco	\$50,000
West County Adult Day Care Center/Alzheimers Respite Center, Richmond	\$5,000
West County Adult Day Care Center/Alzheimers Respite Center, Richmond	\$20,000
	\$5,000

RICHARD & RHODA GOLDMAN FUND
94-6064502
FISCAL YEAR ENDING DECEMBER 31, 2001
2001 GRANTS LIST

TOTAL ELDERLY **\$1,540,500**

ENVIRONMENT

Alliance to End Childhood Lead Poisoning, Washington, DC **\$60,000**
 Legal Remedies for Lead Poisoning Prevention \$120,000 grant over two years
 (2001-2002)

Amazon Conservation Team, Arlington, VA **\$100,000**
 Conservation efforts in Colombia

Amazon Watch, Topanga **\$50,000**
 Oil and Gas Development in the Amazon's Forest Frontiers project \$100,000
 grant over years (2001-2002)

American Association for the Advancement of Science, Washington, DC **\$150,000**
 Project on Monitoring Environmental Components of Human Rights \$450,000
 grant over three years (2001-2003)

American Rivers, Washington, DC **\$100,000**
Rivers Unplugged Campaign \$300,000 grant over three years (1999-2001)

Asia Foundation, San Francisco **\$50,000**
 NGO-Business Environmental Partnership \$150,000 grant over three years
 (2000-2002)

Breast Cancer Action, San Francisco **\$150,000**
Putting Pills in Perspective Educating Consumers about Cancer Prevention
 \$300,000 grant over two years (2001-2002)

CCHW: Center for Health, Environment and Justice, Falls Church, VA **\$150,000**
 Health Care Without Harm \$450,000 grant over three years (2000 - 2002)

Clean Water Fund, San Francisco **\$75,000**
 Clean & Safe Water Initiative

Coalition for Amazonian Peoples and Their Environment, Washington, DC **\$75,000**

Amazon Alliance for Indigenous and Traditional Peoples of the Amazon Basin
 Working group activities \$225,000 grant over three years (2000-2002)

Coastal Rainforest Coalition, Berkeley **\$65,000**
 ForestEthics' Markets campaign

RICHARD & RHODA GOLDMAN FUND
94-6064502
FISCAL YEAR ENDING DECEMBER 31, 2001
2001 GRANTS LIST

Conservation Strategy Fund, Philo	\$40,000
Field Economics for Tropical Forest Conservation \$120,000 grant over three years (2000 - 2002)	
Co-op America, Washington, DC	\$200,000
PAPER Project \$400,000 grant over two years (2001-2002)	
Coral Reef Alliance, Berkeley	\$70,000
Marine Protected Areas Program \$250,000 grant over three years (1999-2001)	
David Suzuki Foundation, Vancouver, BC, Canada	\$50,000
Pacific Salmon Forests Project \$150,000 grant over three years (1999-2001)	
Earth Island Institute, San Francisco	\$125,000
International Marine Mammal Project \$250,000 grant over two years (2001-2002)	
Environmental Defense Fund, New York, NY	\$250,000
Oceans Program \$750,000 grant over three years (1999-2001)	
Environmental Investigation Agency, Washington, DC	\$75,000
Forests for the World Campaign	
Environmental Law Alliance Worldwide, Eugene, OR	\$70,000
Africa Project \$140,000 over two years (2000-2001)	
Environmental Leadership Program, Cambridge, MA	\$75,000
General support \$225,000 grant over three years (2001-2003)	
Environmental Protection Information Center, Inc , Garberville	\$40,000
Litigation Program \$100,000 grant over three years (2001-2003)	
Friends of the River Foundation, Sacramento	\$35,000
Hydropower Relicensing Project \$70,000 grant over two years (2001-2002)	
Friends of the River Foundation, Sacramento	\$150,000
California Wild Heritage Campaign \$300,000 grant over two years (2000-2001)	
GrassRoots Recycling Network, Athens, GA	\$60,000
General support	
Human Rights Watch, New York, NY	\$200,000
Corporations and Human Rights Program \$600,000 grant over three years (2000-2002)	

RICHARD & RHODA GOLDMAN FUND
94-6064502
FISCAL YEAR ENDING DECEMBER 31, 2001
2001 GRANTS LIST

Indian Law Resource Center, Helena, MT Support for organization that seeks to protect the environment and the human rights of indigenous people in the Americas \$450,000 grant over three years (2000 - 2002)	\$150,000
Institute for Agriculture and Trade Policy, Minneapolis, MN Ending Industrial Aquaculture Campaign	\$60,000
Institutes for Journalism & Natural Resources, Missoula, MT West Coast and Alaska Institutes \$80,000 grant over two years (2001-2002)	\$40,000
International Indian Treaty Council, Palmer, AK Consultation and training to indigenous communities to testify at key upcoming policy debates linking human rights and environmental protections \$80,000 grant over two years (2001-2002)	\$40,000
Life Lab Science Program, Santa Cruz Garden Classroom program development project \$100,000 grant over two years (2001-2002)	\$50,000
Mills College, Oakland To support the endowment of a chair in environmental science, The Rhoda Goldman Professorship in Environmental Science \$1,000,000 grant over five years (2001-2005)	\$200,000
National Audubon Society, New York, NY Wildlife Refuge Campaign \$300,000 grant over three years (1999-2001)	\$100,000
National Geographic Society, Washington, DC Sustainable Seas Expeditions \$5,000,000 grant over three years (1998-2001)	\$1,000,000
National Parks Conservation Association, Washington, DC Marine Resources Protection Program \$250,000 grant over two years (2000-2001)	\$125,000
Natural Heritage Institute, Berkeley California Global Corporate Accountability Project	\$150,000
Natural Resources Defense Council, San Francisco Environmental Toxics Reduction Initiative \$500,000 grant over two years (2000-2001)	\$250,000
Oregon Natural Resources Council, Portland, OR Klamath Basin Protection Program \$100,000 grant over two years (2001-2002)	\$50,000

**RICHARD & RHODA GOLDMAN FUND
94-6064502
FISCAL YEAR ENDING DECEMBER 31, 2001
2001 GRANTS LIST**

Ozone Action, Washington, DC	\$150,000
Cool the Planet Campaign \$300,000 grant over two years (2000-2001)	
Pacific Forest Trust, Santa Rosa	\$100,000
Conserving California's Working Forest Landscapes project	
Pesticide Action Network North America Regional Center, San Francisco	\$75,000
Californians for Pesticide Reform	
Physicians for Social Responsibility, Washington DC	\$75,000
Safe Drinking Water Program	
Point Reyes Bird Observatory, Stinson Beach	\$100,000
Birds Across Borders project \$200,000 grant over two years (2001-2002)	
Project Underground, Berkeley	\$50,000
Indigenous Environmental Network for the Indigenous Mining Campaign Project \$100,000 grant over two years (2001-2002)	
Project Underground, Berkeley	\$60,000
General support \$180,000 grant over three years (1998-2000)	
Rainforest Alliance, New York, NY	\$75,000
Conservation Agriculture Program \$200,000 grant over two years (2000-2001)	
River Network, Portland, OR	\$60,000
Clean Water Organizing project	
Rose Foundation for Communities and the Environment, Oakland	\$75,000
Environmental Fiduciary project	
San Francisco BayKeeper, San Francisco	\$25,000
Legal Clinic project \$150,000 grant over three years (1999-2001)	
San Francisco Foundation, San Francisco	\$100,000
John Krautkraemer Memorial Fund \$200,000 grant over two years (2000-2001)	
Save San Francisco Bay Association, Oakland	\$250,000
Celebrate the Bay Campaign \$500,000 grant over three years (2001-2003)	
Save-the-Redwoods League, San Francisco	\$500,000
Dillonwood Giant Sequoia Grove acquisition	
Silicon Valley Toxics Coalition, San Jose	\$60,000

RICHARD & RHODA GOLDMAN FUND
94-6064502
FISCAL YEAR ENDING DECEMBER 31, 2001
2001 GRANTS LIST

Bay Area High-Tech Clean Production and Best Practices Campaign \$180,000 grant over three years (1999-2001)	
Smithsonian Tropical Research Institute, Washington, DC	\$100,000
Amazon forest conservation, management, and capacity building \$200,000 grant over two years (2001-2002)	
Sustainable Conservation, San Francisco	\$100,000
The Dairy Project	
Sustainable Cotton Project, Oroville	\$75,000
Cleaner Cotton Campaign \$225,000 grant over three years (1999-2001)	
Taxpayers for Common Sense, Washington, DC	\$125,000
California Water Project \$250,000 grant over two years (2000 - 2001)	
Tides Center for Environmental Media Services, Washington, DC	\$250,000
Global Economics and Environment Media Campaign \$500,000 grant over two years (2000-2001)	
Tides Center for Transnational Resource & Action Center, San Francisco	\$75,000
Corporate Watch \$225,000 grant over three years (1999-2001)	
Trout Unlimited, Portland, OR	\$40,000
California Small Water Project \$80,000 grant over two years (2001-2002)	
Tuolumne River Preservation Trust, San Francisco	\$30,000
Campaign to Protect and Restore the Clavey River \$60,000 grant over two years (2000-2001)	
Union of Concerned Scientists, Cambridge, MA	\$100,000
Animal Antibiotics Project \$200,000 grant over two years (2000-2001)	
Watershed Media, Boonville	\$75,000
SimpleLife Wood Reduction Trilogy	
Water Watch of Oregon, Portland, OR	\$50,000
Western Water Project \$100,000 grant over two years (2001-2002)	
Wild Salmon Center, Portland, OR	\$100,000
The Kamchatka Wild Fish Sanctuary Project \$300,000 grant over three years (2001-2003)	
WildAid, San Francisco	\$150,000
Shark Conservation Program	

RICHARD & RHODA GOLDMAN FUND
94-6064502
FISCAL YEAR ENDING DECEMBER 31, 2001
2001 GRANTS LIST

World Information Transfer, New York, NY	\$75,000
Breast Cancer and the Environment Education project	
World Resources Institute, Washington, DC	\$230,000
Global Forest Watch Canada \$690,000 grant over three years (1999-2001)	
World Wildlife Fund, Washington, DC	\$250,000
Global Toxic Chemicals Initiative \$750,000 grant over three years (2000-2002)	
Worldwatch Institute, Washington, DC	\$100,000
Biodiversity program \$300,000 grant over three years (2000-2002)	
Adopt A Watershed, San Francisco	\$25,000
Alliance for Sustainable Jobs and the Environment Educational Project, Portland, OR	\$30,000
American Farmland Trust, Washington, DC	\$5,000
American River Parkway Foundation, Sacramento	\$5,000
Aquatic Outreach Institute, Richmond	\$15,000
Associated Students of the University of California, Berkeley	\$1,500
Bay Area Ridge Trail Council, San Francisco	\$10,000
Bay Institute of San Francisco, Novato	\$50,000
California Oak Foundation, Oakland	\$30,000
California State Parks Foundation, Resources Agency of California, Sacramento	\$5,000
CALPIRG at San Diego Charitable Trust, Los Angeles	\$30,000
Center for Commercial-Free Public Education, Oakland	\$35,000
Center for Ecosystem Survival, San Francisco	\$50,000
Center for Investigative Reporting, Inc., San Francisco	\$25,000
Center for Media & Democracy, Madison, WI	\$25,000
Central Sierra Environmental Resource Center, Twain Harte	\$5,000
Clapperstick Institute, Berkeley	\$15,000
Coevolution Fund, San Francisco	\$50,000
Communities for a Better Environment, Oakland	\$15,000
Coyote Point Museum for Environmental Education, San Mateo	\$10,000
Earth Island Institute, Boreal Footprint Project, San Francisco	\$25,000
Earth Island Institute, Estuary Action Challenge, Berkeley	\$25,000
Earth Ways Foundation, Malibu	\$20,000
Earthjustice Legal Defense Fund, Oakland	\$15,000
Ecology Action, Willits	\$5,000
Ecotrust, Portland, OR	\$50,000
Environmental Background Information Center, New York, NY	\$15,000
Environmental Defense Fund, Oakland	\$15,000
Environmental Education Associates, San Anselmo	\$25,000
Environmental Grantmakers Association, New York, NY	\$5,000
Environmental Grantmakers Association, New York, NY	\$6,452
Environmental Research Foundation, Annapolis, MD	\$30,000

RICHARD & RHODA GOLDMAN FUND
94-6064502
FISCAL YEAR ENDING DECEMBER 31, 2001
2001 GRANTS LIST

Environmental Support Center, Washington, DC	\$10,000
Environmental Travelling Companions, San Francisco	\$10,000
Fauna & Flora Preservation Society, San Francisco	\$30,000
Friends of Recreation and Parks, San Francisco	\$10,000
Friends of the Earth, Washington, DC	\$25,000
Glenbrook Preservation Association, Glenbrook, NV	\$5,000
Global Green USA, Santa Monica	\$25,000
Global Response, Boulder, CO	\$25,000
Golden Gate University, San Francisco	\$20,000
Green Corps, Boston, MA	\$10,000
Greenbelt Alliance, San Francisco	\$15,000
Greenbelt Alliance, San Francisco	\$25,000
Horace Mann Parents Association, San Francisco	\$15,000
Human Rights Watch, New York, NY	\$5,000
Independent Press Association, San Francisco	\$25,000
International Forum on Globalization, Destination Conservation, San Francisco	\$10,000
International Society for Ecology & Culture, Berkeley	\$25,000
John F. Kennedy University, Orinda	\$10,000
Klamath Forest Alliance, Etna	\$20,000
Land Institute, Salina, KS	\$5,000
League to Save Lake Tahoe, South Lake Tahoe	\$1,500
League to Save Lake Tahoe, South Lake Tahoe	\$10,000
Leahey Foundation, San Francisco	\$10,000
Living Rivers, Moab, UT	\$15,000
Marine Mammal Center, Sausalito	\$25,000
Marshall Legacy Institute, Alexandria, VA	\$10,000
Materials for the Future Foundation, San Francisco	\$30,000
Mount Shasta Bioregional Ecology Center, Mount Shasta	\$10,000
Mountain Lion Preservation Foundation, Sacramento	\$50,000
National Environmental Education and Training Foundation, Headwaters Institute, San Francisco	\$10,000
National Forest Protection Alliance, Washington, DC	\$20,000
National Geographic Society, Washington, DC	\$30,000
National Parks Conservation Association, Washington, DC	\$25,000
Native Forest Council, Raincoast Conservation Foundation, Eugene, OR	\$30,000
Otter Project, Marina	\$25,000
Pacific Institute for Studies in Development, Environmental Justice Coalition for Water, Oakland	\$25,000
Planning and Conservation League Foundation, Sacramento	\$50,000
People United for a Better Oakland, Oakland	\$25,000
Pesticide Action Network North America Regional Center, San Francisco	\$7,500
Point Reyes Bird Observatory, Stinson Beach	\$5,000
Rachel's Network, San Rafael	\$20,000
San Bruno Mountain Watch, Brisbane	\$7,500
San Francisco BayKeeper, San Francisco	\$25,000

RICHARD & RHODA GOLDMAN FUND
94-6064502
FISCAL YEAR ENDING DECEMBER 31, 2001
2001 GRANTS LIST

San Francisco Planning & Urban Research Association, City CarShare, San Francisco	\$50,000
San Francisco Zoological Society, San Francisco	\$10,000
Save San Francisco Bay Association, Oakland	\$15,000
Sierra Business Council, Truckee	\$25,000
Sierra Business Council, Truckee	\$10,000
Sierra Madre Alliance, Tucson, AZ	\$10,000
Siskiyou Regional-Education Project, Cave Junction, OR	\$25,000
Slide Ranch, Muir Beach	\$10,000
Sonoran Institute, Tucson, AZ	\$15,000
South Yuba River Citizens League, Nevada City	\$50,000
South Yuba River Citizens League, Sierra Fund, Nevada City	\$20,000
Step Up, Sao Tome e Principe Union for Promotion, Washington, DC	\$5,000
Strybing Arboretum Society, San Francisco	\$5,000
Student Conservation Association, Inc., Charlestown, NH	\$25,000
Tides Center for Wilderness Arts and Literacy Collaborative, San Francisco	\$10,000
Tides Center for Funders Agriculture Working Group, San Francisco,	\$25,000
Tides Center for Literacy for Environmental Justice, San Francisco	\$25,000
Tides Center for Funders' Forum on Environment and Education, San Francisco	\$25,000
Tides Foundation for Canadian Parks and Wilderness Society, San Francisco	\$25,000
Tides Foundation for Global Greengrants Fund, San Francisco	\$27,000
Tony Fitzjohn/George Adamson African Wildlife Preservation Trust, Los Angeles	\$20,000
Tony La Russa's Animal Rescue Foundation, Walnut Creek	\$25,000
TransFair USA, Oakland	\$30,000
Transportation for a Livable City, San Francisco	\$25,000
Trust for Hidden Villa, Los Altos Hills	\$15,000
Trust for Public Land, San Francisco	\$5,000
Trustees of Columbia University in the City of New York, New York, NY	\$43,000
University of California Press, Berkeley	\$20,000
Urban Resource Systems, Kids in Parks, San Francisco	\$8,500
Waterkeeper Alliance, White Plains, NY	\$10,000
Western States Legal Foundation, Oakland	\$50,000
WildCare: Terwilliger Nature Education and Wildlife Rehabilitation, San Rafael	\$5,000
Wildlife Conservation Society, Bronx, NY	\$35,000
Yaxche School Inc., Nawa Institute, Taos, NM	\$10,000
Yellowstone to Yukon Conservation Initiative, Missoula, MT	\$30,000
Yosemite Foundation, San Francisco	\$2,500
Youth for Environmental Sanity, Soquel	\$15,000
TOTAL ENVIRONMENT	\$10,585,452

HEALTH

Children's Hospital Oakland, Oakland	\$40,000
--------------------------------------	----------

RICHARD & RHODA GOLDMAN FUND
94-6064502
FISCAL YEAR ENDING DECEMBER 31, 2001
2001 GRANTS LIST

Pediatric Tuberculosis Resource and Research Center \$80,000 grant over two years (2001-2002)

Regents of University of California, San Francisco \$40,000
 UCSF School of Medicine' Cardiology Division to research and publicize the health impacts of tobacco \$120,000 grant over three years (1999-2001)

San Francisco General Hospital Foundation, San Francisco \$100,000
 The Women's Options Center at San Francisco General Hospital

Shanti Project, San Francisco \$75,000
 Shanti National Training Institute, to develop train-the-trainer programs for Bay Area nonprofits serving the frail elderly and disabled \$150,000 grant over two years (2001-2002)

AIDS Emergency Fund, San Francisco \$5,000
AIDS Emergency Fund, San Francisco \$5,000

Ambulatory Surgery Access Coalition, Operation Access, San Francisco \$30,000
American Foundation for AIDS Research, New York, NY \$25,000
Black Coalition on AIDS, Inc , San Francisco \$10,000
Children's Hospital, Children's National Medical Center, Washington, DC \$7,000
Community Awareness and Treatment Services, Inc., San Francisco \$50,000
Community Breast Health Project, Palo Alto \$5,000
Continuum - HIV Day Services, San Francisco \$10,000
Crash Foundation, Citizens for Reliable and Safe Highways, Tiburon \$30,000
Crohn's & Colitis Foundation of America, Inc , San Mateo \$10,000
Glaucoma Research Foundation, San Francisco \$1,000
Haight Ashbury Free Clinic, Inc , San Francisco \$15,000
Harm Reduction Therapy Center, San Francisco \$25,000
Henry Ohlhoff House, Ohlhoff Recovery Programs, San Francisco \$30,000
Home Care Companions, Inc., San Francisco \$25,000
Hospice by the Bay, San Francisco \$5,000
Jean Weingarten Peninsula Oral School for the Deaf, Redwood City \$5,000
Laguna Honda Hospital Volunteers, Inc., San Francisco \$5,000
McKenzie River Clinic, Blue River, OR \$1,000
Memorial Sloan-Kettering Cancer Center, New York, NY \$25,000
National Alopecia Areata Foundation, San Rafael \$5,000
National Brain Tumor Foundation, Oakland \$5,000
National Multiple Sclerosis Society, Oakland \$25,000
Northern California Cancer Center, Union City \$3,000
Northern California Society to Prevent Blindness, San Francisco \$5,000
San Francisco AIDS Foundation, San Francisco \$20,000
San Francisco Community Clinic Consortium, San Francisco \$7,500
San Francisco General Hospital Foundation, San Francisco \$10,000
San Francisco Regional Cancer Foundation, San Francisco \$1,000
Scleroderma Research Foundation, Santa Barbara \$5,000

RICHARD & RHODA GOLDMAN FUND
94-6064502
FISCAL YEAR ENDING DECEMBER 31, 2001
2001 GRANTS LIST

Shanti Project, San Francisco	\$10,000
Tenderloin AIDS Resource Center, San Francisco	\$5,000
Tides Center for Healing Waters, San Francisco	\$35,000
Tides Center for National AIDS Memorial Grove, San Francisco	\$10,000
TOTAL HEALTH	\$725,500

JEWISH AFFAIRS

American Israel Education Foundation, Washington, DC	\$20,000
General support \$100,000 grant over five years (1998-2002)	

American Jewish Joint Distribution Committee, Incorporated, New York, NY	\$100,000
Television program in Amharic, Tel Aviv, Israel	

B'nai B'rith Hillel Foundation, Berkeley	\$40,000
Berkeley Hillel's Development Initiative \$120,000 grant over three years (2001-2003)	

Bureau of Jewish Education of San Francisco, Marin County and the Peninsula, San Francisco	\$590,000
Ti-Ke-A, a fellowship for educators of Jewish teens \$1,100,000 grant over three years (2000-2002)	

Friends of Beth Daniel Synagogue and Community Center, Inc., Longboat Key, FL	\$75,000
Beit Daniel's School and Shul program	

Friends of the IAEJ, Inc., New London, NH	\$85,000
Israel Association for Ethiopian Jews' advocacy, Jerusalem, Israel	

Machon HaArava North America, Flushing, NY	\$50,000
Arava Institute for Environmental Studies, to establish the Arava Center for Conservation and Environmental Activism \$100,000 grant over two years (2001-2002)	

New Israel Fund, New York, NY	
Beta Israel's AIDS prevention workshops for the Ethiopian community \$80,000 grant over two years (2001-2002)	
	\$40,000

New Israel Fund, Washington, DC	
Bimkom, to identify and oppose discriminatory planning practices in Israel	
	\$65,000

New Israel Fund, Washington, DC

RICHARD & RHODA GOLDMAN FUND
94-6064502
FISCAL YEAR ENDING DECEMBER 31, 2001
2001 GRANTS LIST

Center for Jewish-Arab Economic Development for two projects a trash collection project in the Negev and a matching service to help Arab Israelis find employment in the high-tech sector	\$65,000
New Israel Fund, Washington, DC Collot in the Negev for citizens' rights training	\$60,000
New Israel Fund, Washington, DC Duroob Association for Social Growth, seed money	\$60,000
New Israel Fund, Washington, DC Mahapach, university students for intercommunal solidarity	\$60,000
New Israel Fund, Washington, DC Negev Institute for Strategies of Peace and Development, civil society training course for leaders in Negev Bedouin townships	\$65,000
North American Committee for Oranim, Inc., Mequin, WI Hamidrasha's Tnufah project \$60,000 grant over two years (2001-2002)	\$30,000
P.E.F. Israel Endowment Funds, New York, NY Economic Cooperation Foundation, a Jewish-Arab policy forum to address concerns of Arab Israelis	\$100,000
P.E.F. Israel Endowment Funds, New York, NY Mandel School for an intensive training program for educators living in Israel's peripheral regions	\$60,000
P.E.F. Israel Endowment Funds, New York, NY Negev Bar Kayyama to develop local environmental activism in the Negev	\$55,000
P.E.F. Israel Endowment Funds, New York, NY New Family for efforts to promote the civil and human rights of families of all types \$100,000/2 years (2001-2002)	\$60,000
P.E.F. Israel Endowment Funds, New York, NY Religious Women's Forum, to promote women's interests in the religious world \$70,000 grant over two years (2001-2002)	\$35,000
P.E.F. Israel Endowment Funds, New York, NY Sikkuy to develop citize groups to advocate for parity of Arab Israelis	\$90,000
P.E.F. Israel Endowment Funds, New York, NY Van Leer Jerusalem Institute, to increase the number of Arab-Israeli academics in Israel's universities by conducting a career development program for young Arab-Israeli scholars \$70,000 grant over two years (2001-2002)	\$35,000

RICHARD & RHODA GOLDMAN FUND
94-6064502
FISCAL YEAR ENDING DECEMBER 31, 2001
2001 GRANTS LIST

Tides Center for Joshua Venture, San Francisco	\$100,000
<i>General support \$200,000 grant over two years (2001-2002)</i>	
Washington Institute for Jewish Leadership and Values, Rockville, MD	\$50,000
<i>Jewish Civics Initiative \$150,000 grant over two years (2000 - 2001)</i>	
America-Israel Friendship League, New York, NY	\$5,000
American Friends of Melitz, Baltimore, MD	\$25,000
American Friends of Tel Aviv Museum of Art, New York, NY	\$5,000
American Friends of the Hebrew University, Inc , Florence Melton Adult Mini School Institute, Northbrook, IL	\$5,000
American Israel Association for Child Protection - E.L.I., Rockville, MD	\$7,500
American Jewish Committee, San Francisco	\$10,000
American Jewish Joint Distribution Committee, Incorporated, New York, NY	\$20,000
American Jewish World Service, New York, NY	\$5,000
Anti-Defamation League of B'nai B'rith, San Francisco	\$5,000
Bay Area Council for Jewish Rescue and Renewal, San Francisco	\$5,000
Center for Jewish Community Studies, Jerusalem Center for Public Affairs, Philadelphia, PA	\$1,000
Christmas in April Foundation - San Francisco, Rebuilding Together, San Francisco	\$15,000
Congregation Beth Israel of Berkeley, Berkeley	\$25,000
Congregation Emanu-El, San Francisco	\$16,000
EcoPeace Middle East Environmental NGO Forum, Friends of the Earth - Middle East, Brooklyn, NY	\$25,000
F.O.R. Inc., Huka LeIsrael, Palos Verdes Estates	\$10,000
Friends of the Danish Jewish Museum, Chicago, IL	\$10,000
Friends of the Earth - Middle East, Brooklyn, NY	\$25,000
Friends of the Union of Palestinian Medical Relief Committee, Union of Palestinian Medical Relief Committees Jerusalem, Atlanta, GA	\$1,000
Graduate Theological Union, Berkeley	\$5,000
International Fund for Monuments, World Monuments Fund New York, NY	\$15,000
Jerusalem Foundation, Association of Immigrants from Hungarian Speaking Countries to Israel, New York, NY	\$5,000
Jerusalem Foundation, HaPoel Sadar Jerusalem, New York, NY	\$5,000
Jerusalem Foundation, Nitzan, New York, NY	\$5,000
Jerusalem Foundation, Wellspring for Democratic Education, New York, NY	\$15,000
Jerusalem Foundation, Tisch Family Zoological Gardens in Jerusalem, New York, NY	\$10,000
Jerusalem Foundation, Dental Volunteers for Israel, New York, NY	\$5,000
Jerusalem Foundation, Community Development Project of Lev Ha'ir Community Council, New York, NY	\$10,000

RICHARD & RHODA GOLDMAN FUND
94-6064502
FISCAL YEAR ENDING DECEMBER 31, 2001
2001 GRANTS LIST

Jerusalem Foundation, Chalon open for Everyone--Education for Every Youth, New York, NY	\$10,000
Jerusalem Foundation, Jerusalem Institute for Israel Studies, New York, NY	\$10,000
Jerusalem Foundation, Sovlanut, New York, NY	\$10,000
Jerusalem Foundation, Ein Karem Music Center, New York, NY	\$5,000
Jerusalem Foundation, Inc , New York, NY	\$5,000
Jewish Community Center of San Francisco, San Francisco	\$40,000
Jewish Community Federation, Israel Center, San Francisco	\$20,000
Jewish Community Relations Council, San Francisco	\$5,000
Jewish Community Relations Council, San Francisco	\$25,000
Jewish Family and Children's Services, San Francisco	\$5,000
Jewish Federation of Metropolitan Detroit, Study Group, New York, NY	\$10,000
Jewish Film Festival, San Francisco	\$5,000
Jewish Home for the Aged, San Francisco	\$10,000
Jewish Museum San Francisco, San Francisco	\$5,000
Judah L. Magnes Museum, Berkeley	\$5,000
National Jewish Center for Learning and Leadership, New York, NY	\$5,000
National Jewish Center for Learning and Leadership, New York, NY	\$6,000
New Israel Fund, Bizchut, Washington, DC	\$10,000
New Israel Fund, Committee for Public Transportation, Washington, DC	\$6,000
New Israel Fund, Shatil, Washington, DC	\$45,000
New Israel Fund, Washington, DC	\$5,000
New Israel Fund, Keren Hanan Aynor, Washington, DC	\$40,000
New Israel Fund, Community Advocacy, Washington, DC	\$24,000
New Israel Fund, Ein Karem Committee, Washington, DC	\$6,500
P.E.F. Israel Endowment Funds, Inc., Society for the Advancement of Education in Israel, New York, NY	\$18,000
P.E.F. Israel Endowment Funds, Inc., Israel Goldstein Youth Village of Hanoar Hatsioni, New York, NY	\$5,000
P.E.F. Israel Endowment Funds, Inc., Beit Av, New York, NY	\$50,000
P E F. Israel Endowment Funds, Inc., Yaacov Herzog Center, New York, NY	\$17,000
P.E.F. Israel Endowment Funds, Inc., Life and Environment, New York, NY	\$48,000
P.E.F. Israel Endowment Funds, Inc., National Council for the Child, New York, NY	\$10,000
P.E.F. Israel Endowment Funds, Inc., Israel Society for Ecology & Environmental Quality Science, New York, NY	\$20,000
P.E.F. Israel Endowment Funds, Inc., Israel Crisis Management Center, New York, NY	\$25,000
President & Fellows of Harvard College, Friends of Harvard University Center for Jewish Studies, Cambridge, MA	\$1,000
Project Interchange, Washington, DC	\$2,000
San Francisco State University Foundation, Bay Area Jewish Community History Project, San Francisco	\$12,500
Seeds of Peace, New York, NY	\$10,000

RICHARD & RHODA GOLDMAN FUND
94-6064502
FISCAL YEAR ENDING DECEMBER 31, 2001
2001 GRANTS LIST

Shalom Task Force, Inc., New York, NY	\$10,000
Skirball Cultural Center, Los Angeles	\$20,000
Skirball Cultural Center, Los Angeles	\$10,000
Washington Institute for Near East Policy, Washington, DC	\$10,000
TOTAL JEWISH AFFAIRS	\$2,871,500

OTHER

Carter Center, Atlanta, GA	\$25,000
General support \$100,000 grant over four years (1999-2002)	

CompassPoint Nonprofit Services, San Francisco	\$150,000
Support for program to introduce coaching services to executive directors in the Bay Area to counter the high rates of burnout and turnover among leaders in the nonprofit sector	

Northern California Community Loan Fund, San Francisco	\$50,000
Fiscal Fitness Program \$75,000 grant over two years (2001-2002)	

American Friends of the Israel Diaspora Institute, Atlanta, GA	\$10,000
American Himalayan Foundation, San Francisco	\$1,000
Amnesty International U.S.A., New York, NY	\$5,000
Amnesty International U.S.A., New York, NY	\$10,000
Brookings Institution, Washington, DC	\$5,000
Coro Northern California, Inc., San Francisco	\$5,000
Council on Foundations, Washington, DC	\$35,000

Executive Service Corps of the San Francisco Bay Area, San Francisco	\$20,000
Family Foundation Charitable Trust, San Francisco	\$10,000
Foundation Center, San Francisco	\$5,000
Friends of Recreation and Parks, Campaign to Save the Golden Gate Park Windmills, San Francisco	\$10,000
Global Fund for Women, San Francisco	\$5,000
Government Accountability Project, Washington, DC	\$10,000
Grabhorn Institute, Arion Press, San Francisco	\$20,000
Grabhorn Institute, Arion Press, San Francisco	\$10,000
Historic Fourth Ward School Foundation, Virginia City, NV	\$10,000
L.S.B. Leakey Foundation, San Francisco	\$1,000
Management Center, San Francisco	\$5,000
Mental Insight Foundation, San Francisco	\$5,000
Ms. Foundation for Women, New York, NY	\$5,000
Museum of the City of San Francisco, San Francisco	\$5,000
National Society of Fund Raising Executives-Golden Gate, San Mateo	\$10,000
National Urban League, New York, NY	\$25,000
Northern California Grantmakers, San Francisco	\$6,000
Ploughshares Fund, San Francisco	\$5,000
Public Media Center, San Francisco	\$15,000

RICHARD & RHODA GOLDMAN FUND
94-6064502
FISCAL YEAR ENDING DECEMBER 31, 2001
2001 GRANTS LIST

Public Media Center, San Francisco	\$30,000
Regents of University of California, California Centennial Celebrations of the Nobel Prize, Oakland	\$25,000
San Francisco Bay Area Sports Organizing Committee, Palo Alto	\$25,000
San Francisco Beautiful, San Francisco	\$1,000
San Francisco Information Clearinghouse, Council of Community Housing Organizations, San Francisco	\$10,000
Synergos Institute, New York, NY	\$25,000
Tahoe-Baikal Institute, South Lake Tahoe	\$10,000
Tides Center for International Volunteer Programs Association, Cambridge, MA	\$15,000
Urban Institute, Washington, DC	\$50,000
Volunteer Center of Contra Costa County, Walnut Creek	\$5,000
World Affairs Council of Northern California, San Francisco	\$5,000
World Affairs Council of Northern California, San Francisco	\$16,000
TOTAL OTHER	\$695,000

POPULATION

American Civil Liberties Union Foundation, Inc., New York, NY Reproductive Freedom Project	\$75,000
CARAL Pro-Choice Education Fund, San Francisco Women of Color Organizing Project	\$100,000
Choice USA, Washington, DC Next Generation Campaign	\$100,000
Family Care International, New York, NY To provide reproductive and sexual health education in Bolivia and Haiti	\$90,000
International Women's Health Coalition, New York, NY Communications Program	\$100,000
Ipas, Chapel Hill, NC Support for program to improve the availability of early abortion services to women in the United States \$100,000 grant over two years (2001-2002)	\$50,000
Izaak Walton League of America, Gaithersburg, MD Sustainability Education Project \$150,000 grant over two years (2000 - 2001)	\$75,000
National Abortion and Reproductive Rights Action League Foundation, Washington, DC Choice for America Campaign	\$350,000
National Abortion Federation, Washington, DC	\$75,000

RICHARD & RHODA GOLDMAN FUND
94-6064502
FISCAL YEAR ENDING DECEMBER 31, 2001
2001 GRANTS LIST

Access Initiative Project

**National Family Planning and Reproductive Health Association,
Washington, DC** \$75,000

Support for organization working to ensure access to family planning and reproductive health services

National Network of Abortion Funds, Amherst, MA \$125,000

Advocacy, capacity building, and direct service work to promote abortion rights at the grassroots and national levels

National Women's Law Center, Washington, DC \$100,000

Reproductive Rights and Health Project \$200,000 grant over two years (2001-2002)

Planned Parenthood Golden Gate, San Mateo \$175,000

To integrate Planned Parenthood's reproductive and primary care services with community resources to provide comprehensive case management and better health outcomes for African-American women in East Oakland \$300,000 grant over two years (2001-2002)

Population Council, New York, NY \$28,500

Working Group on Reproductive Rights in Mexico \$57,000 grant over two years (2000-2001)

ProChoice Resource Center, Port Chester, NY \$75,000

EC Does It project

Program for Appropriate Technology in Health, Washington, DC \$400,000

Global Campaign for Microbicides

Religious Coalition for Abortion Rights Educational Fund, Washington, DC \$60,000

To launch a Latino initiative to promote reproductive choice

Sexuality Information and Education Council of the United States, Inc., New York, NY \$75,000

To promote comprehensive sexuality education programs for youth at the local, state, and national level

Tides Foundation for Grupo de Informacion en Reproduccion Elegida, San Francisco \$75,000

To promote reproductive rights in Mexico

Zero Population Growth, Washington, DC \$60,000

District Activist Network Program

Abortion Access Project, Inc., Cambridge, MA \$25,000

RICHARD & RHODA GOLDMAN FUND
94-6064502
FISCAL YEAR ENDING DECEMBER 31, 2001
2001 GRANTS LIST

Affinity Group on Population, Reproductive Health and Rights, Takoma Park, MD	\$15,000
American Civil Liberties Union Foundation - SF, San Francisco	\$25,000
CARAL Pro-Choice Education Fund, San Francisco	\$20,000
Center for Reproductive Law & Policy, New York, NY	\$35,000
Communications Consortium Media Center, Washington, DC	\$25,000
Homeless Prenatal Program, San Francisco	\$30,000
Medical Students for Choice, Berkeley	\$25,000
National Abortion and Reproductive Rights Action League Foundation, Washington, DC	\$35,000
National Women's Health Network, Washington, DC	\$40,000
Planned Parenthood Federation of America, New York, NY	\$30,000
Planned Parenthood Golden Gate, San Mateo	\$30,000
Planned Parenthood Golden Gate, San Mateo	\$15,000
Population Action International, Washington, DC	\$25,000
Population Communications International, New York, NY	\$30,000
ProChoice Resource Center, Port Chester, NY	\$15,000
Public Health Institute, Women's Health Collaborative, Oakland	\$15,000
Public Radio International, Inc , Minneapolis, MN	\$50,000
Tides Center for Center for Environment & Population, Portsmouth, NH	\$50,000
Tides Center for Women's Rights International, Laramie, WY	\$7,500
Trustees of Hampshire College, Amherst, MA	\$50,000
Zero Population Growth, Washington, DC	\$30,000
TOTAL POPULATION	\$2,886,000

SOCIAL & HUMAN SERVICES

Ark of Refuge, San Francisco	\$80,000
Capital improvement project to upgrade basement area of facility which will be used for the Youth Multi-Media Arts Program for Social Change and general neighborhood community activities	
Asian Neighborhood Design, San Francisco	\$75,000
Support for one of two programs to help residents of San Francisco and Alameda Counties - a demographic database to track economic information on low-income families, or an employment training program to help low-income adults learn construction trades	
Bay Area Video Coalition, San Francisco	\$100,000
JobLink \$100,000 payable over three years (1999-2001)	
Chinese for Affirmative Action, San Francisco	\$70,000
Applied Learning and Linkages Program at Galileo Academy of Science and Technology \$210,000 grant over three years (2000-2002)	
Chronicle Season of Sharing Fund, San Francisco	\$75,000

RICHARD & RHODA GOLDMAN FUND
94-6064502
FISCAL YEAR ENDING DECEMBER 31, 2001
2001 GRANTS LIST

Emergency Assistance Program

East Bay Community Law Center, Berkeley \$55,000
 To provide housing advocacy assistance to those facing homelessness or
 eviction

Local Economic Assistance Program, Oakland \$75,000
 To provide vocational training linked to developing industries for low-income Bay
 Area residents

Mission Economic Development Association, San Francisco \$50,000
 Displacement and Community Sustainability program \$100,000 grant over two
 years (2001-2002)

Friends of the Reading Program, Milpitas \$104,000
 Pre and post-release literacy and life skills services to jail inmates in Santa Clara
 County

Salvation Army and its Components, Menlo Park \$35,000
 Clara-Mateo Alliance to expand services for homeless families \$75,000 grant
 over two years (2000-2001)

San Francisco Food Bank, San Francisco \$98,000
 Expansion of Neighborhood Food Pantry Network

San Francisco Foundation Community Initiatives Fund, San Francisco \$25,000
 At the Crossroads, to serve homeless youth \$75,000 grant over three years
 (2000-2002)

San Francisco Renaissance, San Francisco \$75,000
 Support for a micro-loan fund to help low-income women and minorities start Bay
 Area businesses

St. Boniface Neighborhood Center, San Francisco \$50,000
 Restoration \$100,000 grant over two years (2001-2002)

Community Development Institute, San Francisco \$60,000
 South of Market Network

United Way of the Bay Area, San Francisco \$110,000
 Support for constituent agencies of the United Way that provide social services to
 Bay Area residents

Women's Economic Agenda Project, Oakland \$75,000
 To provide vocational training and job placement to low-income women

A Home Away From Homelessness, San Francisco \$10,000

RICHARD & RHODA GOLDMAN FUND
94-6064502
FISCAL YEAR ENDING DECEMBER 31, 2001
2001 GRANTS LIST

Alameda County Community Food Bank, Oakland	\$5,000
Alameda County Homeless Action Center, Berkeley	\$20,000
American Jewish World Service, New York, NY	\$20,000
Asian Women's Shelter, San Francisco	\$5,000
Bay Area Urban League, Oakland	\$30,000
Bay Area Women's and Children's Center, San Francisco	\$5,000
Berkeley Emergency Food and Housing Project, Berkeley	\$5,000
Beth Abrams Center for Peace Arts Justice and the Environment, Grupo de la Comida, San Francisco	\$5,000
Bread & Roses, Corte Madera	\$10,000
Building Opportunities for Self-Sufficiency, Berkeley	\$5,000
Caduceus Outreach Services, San Francisco	\$40,000
Center for Education of the Infant Deaf, Berkeley	\$2,000
Central City Hospitality House, San Francisco	\$15,000
Community Housing Partnership, San Francisco	\$30,000
Compass Community Services, San Francisco	\$15,000
Conard House, San Francisco	\$15,000
Concern for the Poor, Inc., San Jose	\$5,000
Contra Costa Food Bank, Suisun City	\$5,000
Cooperative for Assistance and Relief Everywhere (CARE), Atlanta, GA	\$1,500
Dolores Street Community Services, San Francisco	\$15,000
Donaldina Cameron House, San Francisco	\$5,000
Dorothy Day House, Berkeley	\$5,000
East Oakland Community Project, Oakland	\$25,000
Ella Hill Hutch Community Center, San Francisco	\$5,000
Episcopal Community Services of San Francisco, San Francisco	\$15,000
Excelsior Group, San Francisco	\$8,333
Family Service Agency of San Francisco, San Francisco	\$5,000
Family Service Agency of San Francisco, San Francisco	\$15,000
Family Violence Law Center, Berkeley	\$10,000
Food & Friends, Inc., Washington, DC	\$10,000
Glide Memorial United Methodist Church, San Francisco	\$5,000
Good Samaritan Family Resource Center, San Francisco	\$5,000
Habitat for Humanity of New Haven, New Haven, CT	\$5,000
Habitat for Humanity of the Wind River Country, West Riverton, WY	\$5,000
Habitat for Humanity San Francisco, San Francisco	\$5,000
Haight Ashbury Food Program, San Francisco	\$15,000
Haight Ashbury Food Program, San Francisco	\$5,000
Hamilton Family Center, San Francisco	\$15,000
Hands On San Francisco, San Francisco	\$10,000
Human Outreach Agency, Inc., Hayward	\$15,000
Jewish Family and Children's Services, San Francisco	\$5,000
La Casa de las Madres, San Francisco	\$10,000
Larkin Street Services, San Francisco	\$5,000
Little Brothers - Friends of the Elderly, San Francisco	\$5,000
Marin Community Food Bank, Novato	\$5,000
MDP Foundation, Martin de Porres House of Hospitality, San Francisco	\$15,000

RICHARD & RHODA GOLDMAN FUND
94-6064502
FISCAL YEAR ENDING DECEMBER 31, 2001
2001 GRANTS LIST

MDP Foundation, Martin de Porres House of Hospitality, San Francisco	\$5,000
Meals on Wheels of San Francisco, San Francisco	\$15,000
North & South of Market Adult Day Health, San Francisco	\$5,000
Operation Dream, San Francisco	\$5,000
Philanthropic Ventures Foundation, Young Women's Health Conference, Oakland	\$5,000
PolicyLink, Oakland	\$20,000
Potrero Hill Neighborhood House, San Francisco	\$5,000
Project Open Hand, San Francisco	\$15,000
Project Transition, Inc., Oakland	\$20,000
Protestant Episcopal Church in the Diocese of California, Grace Cathedral, San Francisco	\$10,000
Raphael House, San Francisco	\$15,000
Refugee Transitions, San Francisco	\$15,000
Richmond Rescue Mission, Bay Area Rescue Mission, Richmond	\$5,000
Samaritan House, San Mateo	\$5,000
San Francisco Clothing Bank, San Francisco	\$15,000
San Francisco Fire Fighters Toy Program, San Francisco	\$5,000
San Francisco Food Bank, San Francisco	\$15,000
San Francisco Food Bank, San Francisco	\$5,000
San Francisco Interfaith Council, San Francisco	\$10,000
San Francisco Suicide Prevention, Inc., San Francisco	\$10,000
San Francisco Women's Centers, San Francisco	\$5,000
Second Harvest Food Bank of Santa Clara & San Mateo Counties, San Jose	\$5,000
Second Harvest Food Bank of Santa Clara & San Mateo Counties, San Jose	\$5,000
Shelter Network of San Mateo County, Burlingame	\$15,000
Special Olympics Northern California, Inc., Pleasant Hill	\$10,000
St. Anthony Foundation, San Francisco	\$5,000
St. Mary's Center, Oakland	\$5,000
Street Tech, San Pablo	\$20,000
Swords to Plowshares, San Francisco	\$15,000
Telegraph Hill Neighborhood Association, San Francisco	\$5,000
Tenderloin Neighborhood Development Corporation, San Francisco	\$10,000
University of San Francisco, KUSF 90.3 MHz FM, San Francisco	\$7,500
Women's Action to Gain Economic Security, Oakland	\$25,000
Women's Funding Network, San Francisco	\$2,500
Women's Initiative for Self-Employment, San Francisco	\$5,000
Women's International Center, San Diego	\$1,000
Youth Empowering Systems, Community Resiliency Project, San Francisco	\$20,000
TOTAL SOCIAL & HUMAN SERVICES	\$2,074,833

VIOLENCE PREVENTION

**RICHARD & RHODA GOLDMAN FUND
94-6064502
FISCAL YEAR ENDING DECEMBER 31, 2001
2001 GRANTS LIST**

Alliance for Justice, Washington, DC First Monday Program	\$250,000
Center to Prevent Handgun Violence, Washington, DC Legal Action Project	\$200,000
Chinatown - Northbeach Youth Service and Coordinating Center, San Francisco Gang Prevention/Community Crisis Unit \$450,000 grant over three years (1999-2001)	\$150,000
Educational Fund to Stop Handgun Violence, Washington, DC Reforming the Firearm Industry A Litigation and Policy Initiative \$375,000 grant over three years (2000-2002)	\$125,000
Trauma Foundation, San Francisco Gunpolicy org's International Gun Policy Project	\$75,000
Huckleberry Youth Programs, San Francisco GIRLS-VIP (Violence is Preventable) program \$300,000 grant over three years (1999-2001)	\$100,000
Legal Community Against Violence, San Francisco National Legal Education and Assistance Project \$300,000 grant over two years (2000-2001)	\$150,000
Manalife Education and Research Institute, San Francisco Support for organization that offers counseling to men convicted of domestic abuse and other community-based violence prevention programs	\$80,000
Omega Boys Club of San Francisco, San Francisco To help at-risk youth avoid violence and build productive lives \$200,000 grant over two years (2001-2002)	\$100,000
PAX, Inc., New York, NY ASK campaign	\$300,000
Tides Center for The Lion & Lamb Project, Bethesda, MD General support \$100,000 grant over two years (2001-2002)	\$50,000
UCSF Foundation, San Francisco UCSF/Mount Zion Violence Prevention Project \$120,000 grant over four years (1998-2001)	\$30,000
Youth ALIVE, Oakland Support of youth violence prevention program \$450,000 grant over three years (1999-2001)	\$100,000

**RICHARD & RHODA GOLDMAN FUND
94-6064502
FISCAL YEAR ENDING DECEMBER 31, 2001
2001 GRANTS LIST**

Bayview-Hunter's Point Foundation for Community Improvement, San Francisco	\$15,000
Business Executives for National Security Education Fund, Washington, DC	\$20,000
California Community Dispute Services, Richmond	\$15,000
National Conference for Community and Justice, San Francisco	\$50,000
Physicians for a Violence-Free Society, San Francisco	\$50,000
The New Conservatory, New Conservatory Theatre Center, San Francisco	\$15,000
Tides Center for Shalom Bayit, San Francisco	\$50,000
Tides Center for Raising Voices, Dover, NH	\$40,000
TOTAL VIOLENCE PREVENTION	\$1,965,000
TOTAL 2001 GRANTS	\$29,949,270

RICHARD & RHODA GOLDMAN FUND

94-6064502

SCHEDULED GRANT PAYMENTS

as of 12/31/01

	2002	2003	2004	2005	2006
Alameda County Community Food Bank (JAN) Oakland, CA Senior Food Program 2001 - 2003, \$75,000	\$37,500	\$37,500			
Alliance to End Childhood Lead Poisoning (MAR) Washington, DC Legal Remedies for Lead Poisoning Prevention 2001 - 2002, \$120,000	\$60,000				
Alzheimer's Services of the East Bay (FEB) Berkeley, CA <i>(Adult Day Services Network of Alameda Cty)</i> County-wide marketing initiative 1999 - 2002, \$155,000	\$35,000				
Alzheimer's Services of the East Bay (SEPT) Berkeley, CA Dementia-specific care management services 2001 - 2002, \$90,000	\$40,000				
Amazon Watch (SEPT) Topanga, CA Forest Frontiers project 2001 - 2002, \$100,000	\$50,000				
American Association for the Advancement of Science (JAN) Washington, DC Monitoring Environmental Components of Human Rights Project 2001 - 2003, \$450,000	\$150,000	\$150,000			
American Israel Education Foundation (JUNE) Washington, DC General Support 1998 - 2002, \$100,000	\$20,000				
Arts of Peace (JAN) Arcata, CA <i>(Mainstream Media Project)</i> "Guests on Call" program 2002 - 2004, \$225,000	\$75,000	\$75,000	\$75,000		
Ashoka (JAN) Arlington, VA Environmental Innovations Initiative 2002 - 2004, \$150,000	\$50,000	\$50,000	\$50,000		
Asia Foundation (FEB) San Francisco, CA NGO-Business Environmental Partnership 2000 - 2002, \$150,000	\$50,000				
Bay Area Community Services (JUNE) Oakland, CA Elder Abuse Prevention Projects	\$150,000				

RICHARD & RHODA GOLDMAN FUND

94-6064502

SCHEDULED GRANT PAYMENTS

as of 12/31/01

	2002	2003	2004	2005	2006
2001 - 2002, \$308,000					
Bay Area Discovery Museum	\$500,000				
Sausalito, CA					
My Place by the Bay Campaign					
2002, \$500,000					
B'nai Brith Hillel Foundation (JAN)	\$30,000	\$20,000			
Berkeley, CA					
<i>(Berkeley Hillel)</i>					
Development Initiative					
2001 - 2003, \$90,000					
Bread & Roses (FEB)	\$25,000				
Corte Madera, CA					
Performances for Elders Project					
2000 - 2002, \$75,000					
Breast Cancer Action (MAR)	\$150,000				
San Francisco, CA					
Putting Pills in Perspective Educating Consumers					
about Cancer Prevention					
2001 - 2002, \$300,000					
Bureau of Jewish Education of San Francisco, Marin County and the Peninsula (JULY)	\$245,000				
San Francisco, CA					
Jewish Youth Educator Project					
2000 - 2002, \$1,100,000					
California Pacific Medical Center Foundation (AUG)	\$25,000	\$25,000			
San Francisco, CA					
Free Senior "Living Well" Programs					
2001 - 2003, \$75,000					
Carter Center (AUG)	\$25,000				
Atlanta, GA					
Campaign to Endow the Carter Center					
1999 - 2002, \$100,000					
Center for Young Women's Development (JAN)	\$20,000				
San Francisco, CA					
Program for low income girls					
2002, \$20,000					
Center for Health, Environment and Justice (APR)	\$150,000				
Falls Church, VA					
<i>(Health Care Without Harm Coalition)</i>					
2000 - 2002, \$450,000					
Center for Investigative Reporting (MAR)	\$25,000				
San Francisco, CA					
Fund for Investigative Reporting on the Environment					
2001 - 2002, \$50,000					
Children's Hospital Oakland (MAR)	\$40,000				
Oakland, CA					

RICHARD & RHODA GOLDMAN FUND

94-6064502

SCHEDULED GRANT PAYMENTS

as of 12/31/01

	2002	2003	2004	2005	2006
Northern California Pediatric Resource and Research Center 2001 - 2002, \$80,000					
Chinese for Affirmative Action (FEB) San Francisco, CA	\$70,000				
Applied Learning and Linkages Program 2000 - 2002, \$210,000					
Chronicle Season of Sharing Fund (OCT) San Francisco, CA	\$75,000				
Emergency Assistance Program 2002, \$75,000					
Coalition for Amazonian Peoples & Their Environment (JUNE) Washington, DC <i>(Amazon Alliance for Indigenous Peoples)</i>	\$75,000				
Working Groups 2000 - 2002, \$225,000					
Community Resources for Science (JAN) Oakland, CA	\$25,000				
Environmental education 2002, \$25,000					
Conservation Strategy Fund (JUNE) Philo, CA	\$20,000				
Field Economics for Tropical Forest Conservation 2000 - 2002, \$120,000					
Co-op America (MAR) Washington, DC	\$200,000				
Magazine Paper Project 2001 - 2002, \$400,000					
Donaldina Cameron House (JAN) San Francisco, CA	\$75,000				
Restoration project 2002, \$75,000					
Earth Island Institute (JAN) San Francisco, CA	\$50,000	\$50,000			
<i>(Center for Safe Energy)</i> Organizational capacity building 2002 - 2003, \$100,000					
Earth Island Institute (JUNE) San Francisco, CA	\$125,000				
<i>(International Manne Mammal Project)</i> 2001 - 2002, \$250,000					
Educational Fund to Stop Handgun Violence (JUNE) Washington, DC	\$125,000				
Gun Violence Litigation Report 2000 - 2002, \$375,000					

RICHARD & RHODA GOLDMAN FUND

94-6064502

SCHEDULED GRANT PAYMENTS

as of 12/31/01

	2002	2003	2004	2005	2006
EngenderHealth (JAN)	\$100,000				
New York, NY					
Men As Partners in Reproductive Health project					
2002, \$100,000					
Environmental Law Institute (JAN)	\$150,000				
Washington, DC					
Global Campaign for Environmental Democracy					
2002, \$150,000					
Environmental Leadership Program (SEPT)	\$75,000	\$75,000			
Cambridge, MA					
General support					
2001 - 2003, \$225,000					
Environmental Protection Information Center (JUNE)	\$40,000	\$20,000			
Garberville, CA					
EPIC Litigation Program 2001					
2001 - 2003, \$100,000					
Family Violence Prevention Fund (JAN)	\$250,000	\$250,000			
San Francisco, CA					
Safe@Home Campaign					
2002 - 2003, \$500,000					
Fauna and Flora Preservation Society (SEPT)	\$20,000				
San Francisco, CA					
Soundwood Program					
2001 - 2002, \$50,000					
Friends of Beth Daniel Synagogue and Community Center (JAN)	\$60,000	\$60,000			
Longboat Key, FL					
School and Shul Program					
2002 - 2003, \$120,000					
Friends of the River Foundation (FEB)	\$35,000				
Sacramento, CA					
Renewing Rivers Hydropower Reform Through Relicensing Process					
2001 - 2002, \$70,000					
Friendship House Association of American	\$250,000				
San Francisco, CA					
Circle of Friends Capital Campaign					
2002, \$250,000					
Georgetown Day School (MAY)	\$100,000				
Washington, DC					
Capital Campaign					
1998 - 2002, \$500,000					
GirlSource (SEPT)	\$25,000				
San Francisco, CA					
General Support					
2000 - 2002, \$75,000					

RICHARD & RHODA GOLDMAN FUND

94-6064502

SCHEDULED GRANT PAYMENTS

as of 12/31/01

	2002	2003	2004	2005	2006
Global Fund for Women (JAN)	\$250,000	\$250,000			
San Francisco, CA					
Grantmaking to international women's organizations					
2002 - 2003, \$500,000					
Greenbelt Alliance (JAN)	\$60,000				
San Francisco, CA					
<i>(Bay Area Transportation & Land Use Coalition)</i>					
Research and public outreach efforts					
2002, \$60,000					
Health Initiatives for Youth (MAR)	\$35,000				
San Francisco, CA					
Health Promotion Programs					
2001 - 2002, \$70,000					
Hills Educational Programs (JAN)	\$50,000	\$50,000	\$50,000		
San Francisco, CA					
Art-based programs in SF elementary schools					
2002 - 2004, \$150,000					
Human Rights Watch (FEB)	\$200,000				
New York, NY					
Corporations and Human Rights Program					
2000 - 2002, \$600,000					
I Have a Dream Foundation (JULY)*	\$173,000	\$182,000	\$191,000	\$200,000	\$200,000
San Francisco, CA					
New San Francisco Chapter					
2000 - 2012, \$3,476,000					
Indian Law Resource Center (JUNE)	\$150,000				
Helena, MT					
Indigenous People's Environment & Human Rights					
2000 - 2002, \$450,000					
Institutes for Journalism & Natural Resources (SEPT)	\$40,000				
Missoula, MT					
West Coast and Alaska Field Institutes					
2001 - 2002, \$80,000					
International Forum on Globalization (JAN)	\$125,000				
San Francisco, CA					
To produce and distribute "The Environmental					
Consequences of Economic Globalization"					
2002, \$125,000					
International Indian Treaty Council (SEPT)	\$40,000				
Palmer, AK					
Human Rights and the Environment Program					
2001 - 2002, \$80,000					
Ipas (JAN)	\$50,000				
Chapel Hill, NC					
Promote access to early abortion care					
2001 - 2002, \$100,000					

RICHARD & RHODA GOLDMAN FUND

94-6064502

SCHEDULED GRANT PAYMENTS

as of 12/31/01

	2002	2003	2004	2005	2006
Jewish Family & Life (JAN)	\$95,000				
Newton, MA					
Expansion of InterfaithFamily.com					
2002, \$95,000					
Klamath Forest Alliance (JAN)	\$20,000				
Etna, CA					
Klamath Forest and River Protection Programs					
2001 - 2002, \$40,000					
Lavender Youth Recreation & Information Center (MAR)	\$25,000	\$25,000			
San Francisco, CA					
General Support					
2001 - 2003, \$75,000					
Learn-ASAP, After School Academic Program (JUNE)	\$25,000				
Richmond, CA					
General Support					
2001 - 2002, \$50,000					
Legal Assistance for Seniors (JUNE)	\$153,000				
Oakland, CA					
Elder Abuse Prevention Projects					
2001 - 2002, \$306,000					
Life Lab Science Program (JUNE)	\$50,000				
Santa Cruz, CA					
Garden Classroom Program Development Project					
2001 - 2002, \$100,000					
Literacy Volunteers of America (JAN)	\$44,000				
San Rafael, CA					
<i>(Mann Literacy Program)</i>					
Evaluation of literacy and lifeskills programs					
2001 - 2002, \$88,000					
Living Rivers (SEPT)	\$15,000				
Moab, UT					
General support					
2001 - 2002, \$30,000					
Machon HaArava North America (SEPT)	\$50,000				
Flushing, NY					
<i>(Arava Institute for Environmental Studies)</i>					
2001 - 2002 \$100,000					
Marie Stopes International (JAN)	\$50,000	\$50,000			
New York, NY					
Promoting family planning methods in Chiapas					
2002 - 2003, \$100,000					
Mills College (DEC)	\$200,000	\$200,000	\$200,000	\$200,000	
Oakland, CA					
Chair in Environmental Sciences					
2001 - 2005, \$1,000,000					

RICHARD & RHODA GOLDMAN FUND

94-6064502

SCHEDULED GRANT PAYMENTS

as of 12/31/01

	2002	2003	2004	2005	2006
Mission Economic Development Association (FEB)	\$50,000				
San Francisco, CA Displacement and Community Sustainability Program 2001 - 2002, \$100,000					
Ms. Foundation for Women (JAN)	\$75,000				
New York, NY Reproductive Rights Coalition & Organizing Fund 2002, \$75,000					
National Audubon Society (MAR)	\$250,000				
New York, NY San Francisco Bay Restoration 2002, \$250,000					
National Geographic Society (MAR)	\$1,000,000				
Washington, DC Sustainable Seas Expeditions 1998 - 2002, \$5,000,000					
National Women's Law Center (MAR)	\$100,000				
Washington, DC Reproductive Rights and Health Project 2001 - 2002, \$200,000					
Nature Conservancy of Hawai'i (JAN)	\$50,000				
Honolulu, HI West Maui Mountains Watershed Partnership Conservation Project 2002, \$50,000					
New Israel Fund (MAR)	\$40,000				
Washington, DC (Beta Israel) 2001 - 2002, \$80,000					
New Israel Fund (JAN)	\$50,000				
Washington, DC (Green Environment Fund) Sheli Small Grants Fund 2002, \$50,000					
New Israel Fund (JAN)	\$92,500				
Washington, DC (Mifne Institute) Project Meggido 2002, \$92,500					
New Israel Fund (JAN)	\$45,000	\$45,000			
Washington, DC (Shatil) 2002 - 2003, \$90,000					
North American Committee for Oranım (SEPT)	\$30,000				

RICHARD & RHODA GOLDMAN FUND

94-6064502

SCHEDULED GRANT PAYMENTS

as of 12/31/01

	2002	2003	2004	2005	2006
Mequon, WI (Hamidrasha) Tnufah project 2001 - 2002, \$60,000					
Northern California Community Loan Fund (JUNE)	\$25,000				
San Francisco, CA Fiscal Fitness Program 2001 - 2002, \$75,000					
Ocean Conservancy (JAN)	\$50,000	\$50,000			
San Francisco, CA California Water Quality Campaign 2002 - 2003, \$100,000					
Ombudsman (JUNE)	\$100,000				
Oakland, CA Elder Abuse Prevention Projects 2001 - 2002, \$200,000					
Omega Boys Club of San Francisco (MAR)	\$100,000				
San Francisco, CA General Support 2001 - 2002, \$200,000					
Oregon Natural Resources Council (JUNE)	\$50,000				
Portland, OR Klamath Basin Protection Programs 2001 - 2002, \$100,000					
P.A.L. Foundation (JAN)	\$20,000				
Oakland, CA Tree Recycling Yard 2002, \$20,000					
Pacific Crest Outward Bound School (MAY)	\$10,000	\$10,000	\$10,000	\$10,000	
San Francisco, CA Second Founding of the School Campaign 1998 - 2005, \$50,000					
Pacific Environment & Resources Center (JAN)	\$60,000				
Oakland, CA Japan-U S Timber Trade Coalition 2002, \$60,000					
P.E.F. Israel Endowment Funds (JAN)	\$38,000				
New York, NY (Arad Community Center) Open Space Project 2002, \$38,000					
P.E.F. Israel Endowment Funds (MAR)	\$40,000				
New York, NY (New Family) 2001 - 2002, \$100,000					
P.E F Israel Endowment Funds (SEPT)	\$35,000				
New York, NY					

RICHARD & RHODA GOLDMAN FUND

94-6064502

SCHEDULED GRANT PAYMENTS

as of 12/31/01

	2002	2003	2004	2005	2006
<i>(Religious Women's Forum)</i> 2001 - 2002, \$70,000					
P.E F Israel Endowment Funds (JUNE) New York, NY <i>(Van Leer Jerusalem Institute)</i> 2001 - 2002, \$70,000	\$35,000				
Planned Parenthood Golden Gate (JUNE) San Mateo, CA Women First Project 2001 - 2002, \$300,000	\$125,000				
Planning for Elders in the Central City (APR) San Francisco, CA Long Term Care Consumer Empowerment 2000 - 2002, \$150,000	\$50,000				
Ploughshares Fund (JAN) San Francisco, CA Reduce the availability of small arms in the world 2002 - 2003, \$500,000	\$250,000	\$250,000			
Point Reyes Bird Observatory (SEPT) Point Reyes, CA Birds Across Borders Project 2001 - 2002, \$200,000	\$100,000				
Point Reyes National Seashore Association Point Reyes, CA Bear Valley Visitor Center remodeling 2002, \$20,000	\$20,000				
Project Judalca Foundation Washington, DC Jewish Chapel at the U S Naval Academy 2002, \$100,000	\$100,000				
Project Underground (MAR) Berkeley, CA <i>(Indigenous Environmental Network)</i> Indigenous Mining Campaign Project 2001 - 2002, \$100,000	\$50,000				
Public Radio International (JAN) Minneapolis, MN The radio program, "The World" 2002, \$50,000	\$50,000				
Regents of the University of California Berkeley, CA Ben Braun Basketball Fund 2002, \$250,000	\$250,000				
Resource Conservation Alliance (JAN) Washington, DC Greening Institutional Users campaign 2002, \$50,000	\$50,000				

RICHARD & RHODA GOLDMAN FUND

94-6064502

SCHEDULED GRANT PAYMENTS

as of 12/31/01

	2002	2003	2004	2005	2006
San Francisco Adult Day Services Network (SEPT) San Francisco, CA Quality of Care Initiative 2001 - 2003, \$225,000	\$75,000	\$50,000			
San Francisco Ballet Association (NOV) San Francisco, CA Toung Fund 1997 - 2004, \$1,600,000	\$200,000	\$200,000	\$200,000		
San Francisco Boys & Girls Club (JAN) San Francisco, CA (Project Discover) General support 2000 - 2003, \$60,000	\$20,000	\$20,000			
San Francisco Conservatory of Music San Francisco, CA Oak Street Project 2002 - 2003, \$500,000	\$250,000	\$250,000			
San Francisco Foundation Community Initiative Fund (JUN) San Francisco, CA (At the Crossroads) General support 2000 - 2002, \$75,000	\$25,000				
San Francisco Opera Association (DEC) San Francisco, CA General support 2001 - 2003, \$150,000	\$50,000	\$50,000			
San Francisco Planning & Urban Research Association - SPUR (APR) San Francisco, CA Citizen Planning Institute 2000 - 2002, \$191,000	\$73,750				
Save San Francisco Bay Association (SEPT) Oakland, CA Celebrate the Bay Campaign 2001 - 2002, \$500,000	\$250,000				
Seniors' Emergency Grocery Bag Program (JAN) San Francisco, CA Free pantry program 2002, \$20,000	\$20,000				
Shanti Project (FEB) San Francisco, CA Bay Area Component of Shanti National Training Institute's Train-the-Trainer Programs 2001 - 2002, \$150,000	\$75,000				
Smithsonian Tropical Research Institute (NOV)	\$100,000				

RICHARD & RHODA GOLDMAN FUND

94-6064502

SCHEDULED GRANT PAYMENTS

as of 12/31/01

	2002	2003	2004	2005	2006
Washington, DC Research program 2001 - 2002, \$200,000					
South of Market Child Care	\$125,000				
San Francisco, CA Clementina Child Development Center Capital Project 2002, \$125,000					
St. Boniface Neighborhood Center (FEB)	\$50,000				
San Francisco, CA Building Renovation 2001 - 2002, \$100,000					
Stanford University (JUNE)	\$265,000	\$265,000	\$265,000	\$265,000	
Palo Alto, CA Center for Environmental Science and Policy 2001 - 2005, \$1,325,000					
Teachers Housing Cooperative (DEC)	\$10,000	\$10,000			
San Francisco, CA Subsidies for Rental Costs for SF Public school 2001 - 2003, \$30,000					
Tides Center (MAR)	\$100,000				
San Francisco, CA (Joshua Venture) 2001 - 2002, \$200,000					
Tides Center (SEPT)	\$50,000				
San Francisco, CA (Lion & Lamb Project) 2001 - 2002, \$100,000					
Tides Center (JAN)	\$20,000				
San Francisco, CA (Verde Partnership Garden) Garden-based educational and nutritional programs 2002, \$20,000					
Tides Center (JAN)	\$20,000				
San Francisco, CA (Working Essentials) Providing work related items to the homeless 2002, \$20,000					
Tides Center (APR)	\$25,000				
San Francisco, CA (Youth United for Community Action) Sustainable Communities Fellowship Program 2000 - 2002, \$75,000					
Tides Foundation (JAN)	\$300,000	\$300,000			
San Francisco, CA (Global Greengrants) Program expansion 2002 - 2003, \$600,000					

RICHARD & RHODA GOLDMAN FUND

94-6064502

SCHEDULED GRANT PAYMENTS

as of 12/31/01

	2002	2003	2004	2005	2006
Todd Beamer Foundation	\$10,000				
Cranbury, NJ					
Donation					
2002, \$10,000					
Trout Unlimited (SEPT)	\$40,000				
Portland, OR					
California Small Water Project					
2001 - 2002, \$80,000					
UC Davis, Lake Tahoe Center for Environmental Research	\$200,000	\$200,000	\$200,000	\$200,000	\$200,000
Davis, CA					
Lake Tahoe Center for Environmental Research					
2002 - 2006, \$1,000,000					
United Religions (JUN)	\$100,000				
San Francisco, CA					
United Religions Initiative					
1997 - 2002, \$500,000					
United States Catholic Conference (NOV)	\$10,000				
Washington, DC					
<i>(San Domenico School Foundation)</i>					
Virtuoso Scholarship Program					
2000-2002, \$30,000					
University of California, Berkeley, Office of the Vice Chancellor - University Relations	\$500,000				
Berkeley, CA					
East Asian Library and Studies Center					
2002, \$500,000					
University of San Francisco (JULY)	\$12,500	\$12,500	\$12,500		
San Francisco					
Center for Child and Family Development					
2001 - 2004, \$50,000					
Water Watch of Oregon (SEPT)	\$50,000				
Portland, OR					
Western Water Project					
2001 - 2002, \$100,000					
Wild Salmon Center (JUNE)	\$100,000	\$100,000			
Portland, OR					
Kamchatka Wild Fish Sanctuary					
2001 - 2003, \$300,000					
Women Organized to Make Abuse Nonexistent (SEPT)	\$100,000				
San Francisco, CA					
Outreach Project					
2001 - 2002, \$200,000					
Worldwatch Institute (APR)	\$100,000				
Washington, DC					
Research and public outreach on protecting					

RICHARD & RHODA GOLDMAN FUND

94-6064502

SCHEDULED GRANT PAYMENTS

as of 12/31/01

	2002	2003	2004	2005	2006
diversity 2000 - 2002, \$300,000					
World Wildlife Fund (JAN)	\$250,000				
Washington, DC Global Toxic Chemicals Initiative 2000 - 2002, \$750,000					
Yale University (FEB)	\$200,000				
New Haven, CT Courtyard of Branford College 1999 - 2002, \$1,000,000					
Yale University (MAR)	\$250,000				
New Haven, CT Goldman International Environmental Fellowships 2002, \$250,000					
YMCA of San Francisco	\$150,000				
San Francisco, CA Capital Campaign for the Bayview Hunter's Point Project 2002, \$150,000					
Yosemite Foundation	\$250,000	\$250,000			
San Francisco, CA Campaign for Yosemite Falls 2002 - 2003, \$500,000					
Young Women United for Oakland (JAN)	\$25,000				
Oakland, CA Organizational support 2002, \$25,000					
Youth and Family Assistance (JAN)	\$15,000				
Redwood City, CA Youth House South 2002, \$15,000					
Youth Empowering Systems (JAN)	\$20,000				
Sebastopol, CA (Community Resiliency Project) Project in Visitacion Valley 2001 - 2002, \$40,000					
TOTAL	\$13,674,250	\$3,632,000	\$1,253,500	\$875,000	\$400,000

RICHARD & RHODA GOLDMAN FUND

Total Scheduled Grant Payments

\$19,834,750

* Payments for the I Have A Dream Foundation grant are scheduled through 2012. These payments are not included in the spreadsheet but are included in the total amount. Total payments scheduled from 2007-2012 equal \$2,208,375.

2002 ANNUAL GRANTS LIST
Grants Approved by the Goldman Fund Executive Committee
On December 6, 2001 to be Paid in 2002.

ARTS

American Conservatory Theater	20,000
Asian Art Museum Foundation of San Francisco	10,000
Berkeley Art Museum	10,000
City Arts & Lectures	20,000
Djerassi Resident Artists Program	5,000
Corporation of the Fine Arts Museums	25,000
National Symphony Orchestra Association of Washington, DC	5,000
Oakland Museum of California Foundation	10,000
San Francisco Ballet Association	50,000
San Francisco Museum of Modern Art	20,000
San Francisco Opera	50,000
San Francisco Symphony	50,000
Stern Grove Festival Association	50,000
TOTAL ARTS	\$325,000

CHILDREN & YOUTH

Bay Area Discovery Museum	10,000
Children's Book Project	7,500
Children's Museum of Washington	5,000
Huckleberry Youth Programs	15,000
Larkin Street Services	10,000
Northern California Grantmakers	5,000
Omega Boys Club of San Francisco	10,000
Pacific Crest Outward Bound School	10,000
San Francisco Court Appointed Special Advocates	10,000
TOTAL CHILDREN & YOUTH	\$82,500

DEMOCRACY & CIVIL SOCIETY

Amnesty International	5,000
Coro Foundation	5,000
Foundation Center	5,000
KQED	10,000
Lawyers' Committee for Civil Rights of the San Francisco Bay Area	10,000
Ploughshares Fund	5,000
Public Media Center	20,000
World Affairs Council of Northern California	16,000
TOTAL DEMOCRACY & CIVIL SOCIETY	\$76,000

EDUCATION

ARCS Foundation, Inc	15,000
California Academy of Sciences	20,000
Community Music Center	5,000
Exploratorium	20,000
Friends and Foundation of the San Francisco Public Library	10,000
Georgetown Day School	15,000
Hamlin School	5,000

2002 ANNUAL GRANTS LIST
Grants Approved by the Goldman Fund Executive Committee
On December 6, 2001 to be Paid in 2002.

Music in Schools Today	5,000
Project Read	10,000
Randall Museum Friends	5,000
San Francisco Art Institute	15,000
San Francisco Conservatory of Music	20,000
San Francisco Education Fund	10,000
San Francisco School Volunteers	10,000
U C Berkeley Foundation	10,000
United Negro College Fund, Inc	5,000
The Urban School of San Francisco	10,000
TOTAL EDUCATION	\$190,000

ELDERLY

Network for Elders	7,500
California Advocates for Nursing Home Reform	10,000
Friends of the Fromm Institute of Lifelong Learning	5,000
Ombudsman, Inc	5,000
Over Sixty Health Center	5,000
Planning for Elders in the Central City	7,500
San Francisco Adult Day Services Network	15,000
San Francisco Ministry to Nursing Homes	5,000
Senior Action Network	7,500
St Mary's Center	7,500
TOTAL ELDERLY	\$75,000

ENVIRONMENT

American Farmland Trust	5,000
Bay Area Ridge Trail Council	10,000
Communities for a Better Environment	15,000
Coyote Point Museum Association	10,000
Earthjustice Legal Defense Fund	15,000
Environmental Research Foundation	15,000
Environmental Support Center	10,000
Green Corps	10,000
Greenbelt Alliance	15,000
League to Save Lake Tahoe	10,000
Pesticide Action Network North America Regional Center	10,000
Point Reyes Bird Observatory	5,000
Save San Francisco Bay Association	15,000
Strybing Arboretum Society	5,000
Trust for Public Land	15,000
Waterkeepers Northern California	25,000
World Media Foundation	10,000
TOTAL ENVIRONMENT	\$200,000

FOOD SERVICE

County meals-on-Wheels	15,000
------------------------	--------

2002 ANNUAL GRANTS LIST
Grants Approved by the Goldman Fund Executive Committee
On December 6, 2001 to be Paid in 2002.

Haight Ashbury Food Program	15,000
Meals on Wheels of San Francisco	15,000
Project Open Hand	15,000
San Francisco Food Bank	15,000
TOTAL FOOD SERVICE	\$75,000

HEALTH

AIDS Emergency Fund	7,500
Community Breast Health Project	5,000
Continuum - HIV Day Services	10,000
Haight Ashbury Free Clinic, Inc	15,000
Hospice by the Bay	5,000
Laguna Honda Hospital Volunteers, Inc	7,500
National Brain Tumor Foundation	5,000
Northern California Grantmakers	10,000
Northern California Society to Prevent Blindness	5,000
San Francisco AIDS Foundation	25,000
San Francisco Community Clinic Consortium	10,000
San Francisco General Hospital Foundation	10,000
Shanti Project	10,000
TOTAL HEALTH	\$125,000

JEWISH AFFAIRS

American Friends of the Tel Aviv Museum of Art	5,000
American Jewish Committee	10,000
American Jewish World Service	25,000
American Friends of the Israel Democracy Institute	10,000
Anti-Defamation League of B'nai B'rith	5,000
Jewish Community Federation	20,000
Jewish Family and Children's Services	5,000
Jewish Film Festival	5,000
Jewish Home for the Aged	10,000
Judah L. Magnes Museum	20,000
P E F Israel Endowment Funds, Inc	10,000
New Israel Fund (Bizchut)	10,000
New Israel Fund	5,000
Sadat Peace Foundation	5,000
Seeds of Peace	10,000
Skirball Cultural Center	20,000
Skirball Cultural Center	10,000
Washington Institute for Near East Policy	10,000
TOTAL JEWISH AFFAIRS	\$195,000

POPULATION

American Civil Liberties Union Foundation - SF	25,000
CARAL Pro-Choice Education Fund	20,000
Catholics for a Free Choice	25,000

2002 ANNUAL GRANTS LIST
Grants Approved by the Goldman Fund Executive Committee
On December 6, 2001 to be Paid in 2002.

Center for Reproductive Law and Policy	35,000
Medical Students for Choice	25,000
NARAL Foundation	35,000
Planned Parenthood Federation of America	30,000
Planned Parenthood Golden Gate	30,000
Population Action International	25,000
TOTAL POPULATION	\$250,000

SOCIAL & HUMAN SERVICES

A Home Away From Homelessness	10,000
Bay Area Legal Aid	15,000
Bay Area Women's and Children's Center	10,000
Central City Hospitality House	15,000
Chronicle Season of Sharing Fund	75,000
Compass Community Services	15,000
Conard House	15,000
Dolores Street Community Services	15,000
Episcopal Community Services of San Francisco	15,000
Family Service Agency of San Francisco	15,000
Family Violence Law Center	10,000
Hamilton Family Center	15,000
La Casa de las Madres	10,000
Martin de Porres House of Hospitality	15,000
Raphael House	15,000
San Francisco Interfaith Council	10,000
San Francisco Suicide Prevention, Inc	10,000
San Francisco Women Against Rape	10,000
San Francisco Women's Centers	5,000
Swords to Plowshares	15,000
Women's Initiative for Self Employment	5,000
TOTAL SOCIAL & HUMAN SERVICES	\$320,000

OTHER

Bread & Roses	10,000
BENS Education Fund	25,000
Global Fund for Women	5,000
Management Center	5,000
Ms Foundation for Women	5,000
San Francisco Zoological Society	10,000
TOTAL OTHER	\$60,000

146 grants totaling \$1,973,500

RICHARD AND RHODA GOLDMAN FUND
ONE LOMBARD STREET, SUITE 303
SAN FRANCISCO, CA 94111

ID# 94-6064502

=====

Schedule of Statements Regarding Activities, Part VII-B, Line 1(a)(3)

Payments made to Goldman Insurance Services for the purpose of
Worker's Compensation insurance and Medical, Life, & Disability
insurance for the employees.

\$82,304.00

Goldman Insurance Services has provided Medical and Life insurance and
Worker's Compensation insurance for the employees of the Richard and Rhoda Goldman Fund
in which Richard N. Goldman is the founder of both entities This is an exception to the Self-
dealing Act since the value of the services provided is reasonable and necessary to the
performance of the tasks involved in carrying out the exempt purpose of the foundation and the
amount is not excessive As of December 31, 2001, Goldman Insurance Services
was acquired by an unrelated entity.

RICHARD AND RHODA GOLDMAN FUND
ONE LOMBARD STREET, SUITE 303
SAN FRANCISCO, CA 94111

ID# 94-6064502

=====
Part XV, Line 2d

The Fund does not accept applications for research, grants or scholarships to individuals, conferences, documentary films, fundraisers, deficit budgets or endowment campaigns. The Fund does not accept unsolicited proposals for support of arts organizations or institutions of primary, secondary or higher education.

The Fund is primarily interested in organizations and projects that have an impact on the city of San Francisco and local Bay Area communities. Other interests include domestic organizations providing support to Israel and national projects that address environmental and population issues.

2001 ANNUAL REPORT

Background & Purpose

The Richard & Rhoda Goldman Fund, a private foundation, reflects the founders' longterm commitment to support charitable organizations that enhance the quality of life, primarily in the Bay Area. Gifts made by the Fund illustrate the Goldman family's long-standing dedication to, and involvement with, many community causes.

Current Priorities

The Richard & Rhoda Goldman Fund is interested in supporting programs that will have a significant positive impact in an array of fields, including environment, population, Jewish affairs, children and youth, the elderly, violence prevention.

Program Limitations

The Fund does not accept applications for research, grants or scholarships to individuals, conferences, documentary films, fundraisers, deficit budgets or endowment campaigns. The Fund does not accept unsolicited proposals for support of arts organizations or institutions of primary, secondary or higher education. The Fund does not accept applications for the Goldman Environmental Prize.

Geographic Limitations

The Fund is primarily interested in organizations and projects that have an impact on the City of San Francisco and local Bay Area communities. Other interests include domestic organizations providing support to Israel and national and international projects that address environmental and population issues.

Endowment. 395,322,718 as of December 31, 2001

Total Grants \$ 29,949,270 (fiscal year ending December 31, 2001)

Preferred Form of Contact. Letter of inquiry with brief description of project and budget information. Letters are accepted on an ongoing basis. Presently there are no deadlines for submission of proposals.

**RICHARD & RHODA GOLDMAN FUND
FEIN: 94-6064502
FOR THE YEAR ENDED DECEMBER 31, 2001**

**STATEMENT OF STOCKHOLDER
RECEIVING A DISTRIBUTION OF STOCK
FROM EMC CORP., OF STOCK
OF THE MCDATA CORP. CL A, INC.
FILED PURSUANT TO TREASURY REGULATION SECTION 1.355-5(b)**

- 1 The undersigned, a stockholder owning common shares of McData Corp Cl A, as of the January 24, 2001 record date, received a distribution as of February 8, 2001 from EMC Corp , of shares of common stock of McData Corp Cl A, to which Section 355 of the Internal Revenue Code of 1986, as amended (the "Code"), applies
- 2 The names and addresses of the corporations involved are
 - (a) EMC Corp
35 Parkwood Drive
Hopkinton, MA 01748
 - (b) McData Corp Cl A
380 Interlocken Crescent
Broomfield, CO 80021
- 3 The undersigned surrendered no stock or securities in EMC Corp in connection with the distribution
- 4 The undersigned received 1,229 shares of common stock of McData Corp Cl A, Inc in the distribution




Shareholder's Signature

**RICHARD & RHODA GOLDMAN FUND
FEIN: 94-6064502
FOR THE YEAR ENDED DECEMBER 31, 2001**

**STATEMENT OF STOCKHOLDER
RECEIVING A DISTRIBUTION OF STOCK
FROM BRISTOL MYERS SQUIBB CO., OF STOCK
OF ZIMMER HOLDINGS, INC.
FILED PURSUANT TO TREASURY REGULATION SECTION 1.355-5(b)**

- 1 The undersigned, a stockholder owning common shares of Bristol Myers Squibb, as of the July 27, 2001 record date, received a distribution as of August 8, 2001 from Bristol Myers Squibb Co of shares of common stock of Zimmer Holdings, Inc , to which Section 355 of the Internal Revenue Code of 1986, as amended (the "Code"), applies
- 2 The names and addresses of the corporations involved are
 - (a) Bristol Myers Squibb Co
345 Park Avenue
New York, NY 10154
 - (b) Zimmer Holdings, Inc
345 East Main Street
Warsaw, IN 46580
- 3 The undersigned surrendered no stock or securities in Bristol Myers Squibb Co in connection with the distribution
- 4 The undersigned received 2,845 shares of common stock of Zimmer Holdings, Inc in the distribution



Shareholder's Signature

**RICHARD & RHODA GOLDMAN FUND
FEIN: 94-6064502
FOR THE YEAR ENDED DECEMBER 31, 2001**

**STATEMENT OF STOCKHOLDER
RECEIVING A DISTRIBUTION OF STOCK
FROM WORLDCOM, INC. OF STOCK
OF THE WORLDCOM, INC MCI GROUP
FILED PURSUANT TO TREASURY REGULATION SECTION 1.355-5(b)**

- 1 The undersigned, a stockholder owning common shares of Worldcom, Inc , as of the June 8, 2001 record date, received a distribution as of June 8, 2001 from Worldcom, Inc of shares of common stock of Worldcom, Inc MCI Group, to which Section 355 of the Internal Revenue Code of 1986, as amended (the "Code"), applies
- 2 The names and addresses of the corporations involved are
 - (a) Worldcom, Inc
500 Clinton Center Drive
Clinton, MS 39056
 - (b) Worldcom, Inc MCI Group
500 Clinton Center Drive
Clinton, MS 39056
- 3 The undersigned surrendered no stock or securities in Worldcom, Inc in connection with the distribution
- 4 The undersigned received 2,144 shares of common stock of Worldcom, Inc MCI Group in the distribution



Shareholder's Signature

**RICHARD & RHODA GOLDMAN FUND
FEIN: 94-6064502
FOR THE YEAR ENDED DECEMBER 31, 2001**

**STATEMENT OF STOCKHOLDER
RECEIVING A DISTRIBUTION OF STOCK
FROM AT&T CORP. OF STOCK
OF AT&T WIRELESS SERVICES, INC.
FILED PURSUANT TO TREASURY REGULATION SECTION 1.355-5(b)**

- 1 The undersigned, a stockholder owning common shares of AT&T Corp , as of the June 22, 2001 record date, received a distribution as of July 9, 2001 from AT& T Corp of shares of common stock of AT&T Wireless Services, Inc , to which Section 355 of the Internal Revenue Code of 1986, as amended (the "Code"), applies
- 2 The names and addresses of the corporations involved are
 - (a) AT&T CORP
7277 164th Avenue NE Bldg 1
Redmond, WA 98052
 - (b) AT&T Wireless Services, Inc
7277 164th Avenue NE Bldg 1
Redmond, WA 98052
- 3 The undersigned surrendered no stock or securities in AT&T Corp in connection with the distribution
- 4 The undersigned received 20,499 shares of common stock of AT&T Wireless Services, Inc in the distribution




Shareholder's Signature

**RICHARD & RHODA GOLDMAN FUND
FEIN: 94-6064502
FOR THE YEAR ENDED DECEMBER 31, 2001**

**STATEMENT OF STOCKHOLDER
RECEIVING A DISTRIBUTION OF STOCK
FROM PITNEY BOWES OF STOCK
OF THE IMAGISTICS INTERNATIONAL, INC.
FILED PURSUANT TO TREASURY REGULATION SECTION 1.355-5(b)**

- 1 The undersigned, a stockholder owning common shares of Pitney Bowes, as of the November 19, 2001 record date, received a distribution as of December 3, 2001 from Pitney Bowes of shares of common stock of Imagistics International, Inc , to which Section 355 of the Internal Revenue Code of 1986, as amended (the "Code"), applies
- 2 The names and addresses of the corporations involved are
 - (a) Pitney Bowes
World Headquarters, 1 Elmcroft Road
Stamford, CT 06926
 - (b) Imagistics International, Inc
100 Oakview Drive
Trumbull, CT 06611
- 3 The undersigned surrendered no stock or securities in Pitney Bowes in connection with the distribution
- 4 The undersigned received 992 shares of common stock of Imagistics International, Inc in the distribution



Shareholder's Signature

**RICHARD & RHODA GOLDMAN FUND
FEIN: 94-6064502
FOR THE YEAR ENDED DECEMBER 31, 2001**

**STATEMENT OF STOCKHOLDER
RECEIVING A DISTRIBUTION OF STOCK
FROM THERMO ELECTRON CORP. OF STOCK
OF THE KADANT, INC.
FILED PURSUANT TO TREASURY REGULATION SECTION 1.355-5(b)**

- 1 The undersigned, a stockholder owning common shares of Thermo Electron Corp , as of the July 30, 2001 record date, received a distribution as of August 9, 2001 from Thermo Electron Corp of shares of common stock of Kadant, Inc , to which Section 355 of the Internal Revenue Code of 1986, as amended (the "Code"), applies
- 2 The names and addresses of the corporations involved are
 - (a) Thermo Electron Corp
81 Wyman Street, P O Box 9046
Waltham, MA 02454
 - (b) Kadant, Inc
One Acton Place, Suite 202
Acton, MA 01720
- 3 The undersigned surrendered no stock or securities in Thermo Electron Corp in connection with the distribution
- 4 The undersigned received 1,574 shares of common stock of Kadant, Inc in the distribution



Shareholder's Signature

**RICHARD & RHODA GOLDMAN FUND
FEIN: 94-6064502
FOR THE YEAR ENDED DECEMBER 31, 2001**

**STATEMENT OF STOCKHOLDER
RECEIVING A DISTRIBUTION OF STOCK
FROM THERMO ELECTRON CORP. OF STOCK
OF THE VIASYS HEALTHCARE, INC.
FILED PURSUANT TO TREASURY REGULATION SECTION 1.355-5(b)**

- 1 The undersigned, a stockholder owning common shares of Thermo Electron Corp , as of the November 7, 2001 record date, received a distribution as of November 16, 2001 from Thermo Electron Corp of shares of common stock of Viasys Healthcare, Inc , to which Section 355 of the Internal Revenue Code of 1986, as amended (the "Code"), applies
- 2 The names and addresses of the corporations involved are
 - (a) Thermo Electron Corp
600 Mountain Avenue
Murray Hill, NH 07974
 - (b) Viasys Healthcare, Inc
227 Washington Street
Conshohocken, PA 19428
- 3 The undersigned surrendered no stock or securities in Thermo Electron Corp in connection with the distribution
- 4 The undersigned received 3,756 shares of common stock of Viasys Healthcare, Inc in the distribution



Shareholder's Signature

**RICHARD & RHODA GOLDMAN FUND
FEIN: 94-6064502
FOR THE YEAR ENDED DECEMBER 31, 2001**

**STATEMENT OF STOCKHOLDER
RECEIVING A DISTRIBUTION OF STOCK
FROM WILLIAMS COMPANIES, INC., OF STOCK
OF WILLIAMS COMMUNICATIONS GROUPS, INC.
FILED PURSUANT TO TREASURY REGULATION SECTION 1.355-5(b)**

- 1 The undersigned, a stockholder owning common shares of Williams Companies, Inc , as of the April 9, 2001 record date, received a distribution as of April 24, 2001 from Williams Companies, Inc of shares of common stock of Williams Communications Groups, Inc , to which Section 355 of the Internal Revenue Code of 1986, as amended (the "Code"), applies
- 2 The names and addresses of the corporations involved are
 - (a) Williams Companies, Inc
One Williams Center
Tulsa, OK 74172
 - (b) Williams Communications Group, Inc
One Technology Center
Tulsa, OK 74103
- 3 The undersigned surrendered no stock or securities in Williams Companies, Inc in connection with the distribution
- 4 The undersigned received 7,650 shares of common stock of Williams Communications Group, Inc in the distribution



Shareholder's Signature

**RICHARD & RHODA GOLDMAN FUND
FEIN: 94-6064502
FOR THE YEAR ENDED DECEMBER 31, 2001**

**STATEMENT OF STOCKHOLDER
RECEIVING A DISTRIBUTION OF STOCK
FROM CANADIAN PACIFIC LTD. OF STOCK
OF CP SHIPS LTD.**

FILED PURSUANT TO TREASURY REGULATION SECTION 1.355-5(b)

- 1 The undersigned, a stockholder owning common shares of Canadian Pacific Ltd , as of the October 9, 2001 record date, received a distribution as of October 9, 2001 from Canadian Pacific Ltd of shares of common stock of CP Ships Ltd , to which Section 355 of the Internal Revenue Code of 1986, as amended (the "Code"), applies
- 2 The names and addresses of the corporations involved are
 - (a) Canadian Pacific Ltd
62-65 Trafalgar Square
London WC2N, UK
 - (b) CP Ships Ltd
62-65 Trafalgar Square
London WC2N, UK
- 3 The undersigned surrendered no stock or securities in Canadian Pacific Ltd in connection with the distribution
- 4 The undersigned received 5,225 shares of common stock of CP Ships Ltd in the distribution



Shareholder's Signature

**RICHARD & RHODA GOLDMAN FUND
FEIN: 94-6064502
FOR THE YEAR ENDED DECEMBER 31, 2001**

**STATEMENT OF STOCKHOLDER
RECEIVING A DISTRIBUTION OF STOCK
FROM CANADIAN PACIFIC LTD. OF STOCK
OF FAIRMONT HOTELS RESORTS, INC.
FILED PURSUANT TO TREASURY REGULATION SECTION 1.355-5(b)**

- 1 The undersigned, a stockholder owning common shares of Canadian Pacific Ltd , as of the October 9, 2001 record date, received a distribution as of October 9, 2001 from Canadian Pacific Ltd of shares of common stock of Fairmont Hotels Resorts, Inc , to which Section 355 of the Internal Revenue Code of 1986, as amended (the "Code"), applies
- 2 The names and addresses of the corporations involved are
 - (a) Canadian Pacific Ltd
62-65 Trafalgar Square
London WC2N, UK
 - (b) Fairmont Hotels Resorts, Inc
100 Wellington Street West
TD Center, P O Box 40
Toronto, ON M5K1, Canada
- 3 The undersigned surrendered no stock or securities in Canadian Pacific Ltd in connection with the distribution
- 4 The undersigned received 5,225 shares of common stock of Fairmont Hotels Resorts, Inc in the distribution




Shareholder's Signature

**RICHARD & RHODA GOLDMAN FUND
FEIN: 94-6064502
FOR THE YEAR ENDED DECEMBER 31, 2001**

**STATEMENT OF STOCKHOLDER
RECEIVING A DISTRIBUTION OF STOCK
FROM CANADIAN PACIFIC LTD. OF STOCK
OF FORDING, INC.
FILED PURSUANT TO TREASURY REGULATION SECTION 1.355-5(b)**

- 1 The undersigned, a stockholder owning common shares of Canadian Pacific Ltd , as of the October 9, 2001 record date, received a distribution as of October 9, 2001 from Canadian Pacific Ltd of shares of common stock of Fording, Inc , to which Section 355 of the Internal Revenue Code of 1986, as amended (the "Code"), applies
- 2 The names and addresses of the corporations involved are
 - (a) Canadian Pacific Ltd
62-65 Trafalgar Square
London WC2N, UK
 - (b) Fording, Inc
205 9TH Avenue, S W Suite 1000
Calgary, AL T2G0, Canada
- 3 The undersigned surrendered no stock or securities in Canadian Pacific Ltd in connection with the distribution
- 4 The undersigned received 3,470 shares of common stock of Fording, Inc in the distribution



Shareholder's Signature

**RICHARD & RHODA GOLDMAN FUND
FEIN: 94-6064502
FOR THE YEAR ENDED DECEMBER 31, 2001**

**STATEMENT OF STOCKHOLDER
RECEIVING A DISTRIBUTION OF STOCK
FROM DELUXE CORP. OF STOCK
OF EFUNDS CORP.**

FILED PURSUANT TO TREASURY REGULATION SECTION 1.355-5(b)

- 1 The undersigned, a stockholder owning common shares of Deluxe Corp , as of the December 11, 2000 record date, received a distribution as of January 2, 2001 from Deluxe Corp of shares of common stock of Efunds Corp , to which Section 355 of the Internal Revenue Code of 1986, as amended (the "Code"), applies
- 2 The names and addresses of the corporations involved are
 - (a) Deluxe Corp
3680 Victoria Street North
Shoreview, MN 55126
 - (b) Efunds Corp
Gainey Center II, Suite 300
8501 North Scottsdale Road
Scottsdale, AZ 85253
- 3 The undersigned surrendered no stock or securities in Deluxe Corp in connection with the distribution
- 4 The undersigned received 56 shares of common stock of Efunds Corp in the distribution



Shareholder's Signature

**RICHARD & RHODA GOLDMAN FUND
FEIN: 94-6064502
FOR THE YEAR ENDED DECEMBER 31, 2001**

**STATEMENT OF STOCKHOLDER
RECEIVING A DISTRIBUTION OF STOCK
FROM EQUIFAX, INC. OF STOCK
OF CERTEGY, INC.
FILED PURSUANT TO TREASURY REGULATION SECTION 1.355-5(b)**

- 1 The undersigned, a stockholder owning common shares of Equifax, Inc , as of the June 27, 2001 record date, received a distribution as of July 9, 2001 from Equifax, Inc of shares of common stock of Certegy, Inc , to which Section 355 of the Internal Revenue Code of 1986, as amended (the "Code"), applies
- 2 The names and addresses of the corporations involved are
 - (a) Equifax, Inc
1550 Peachtree Street, N W
P O Box 4081
Atlanta, GA 30309
 - (b) Certegy, Inc
11720 Amberpark Drive
Alpharetta, GA 30004
- 3 The undersigned surrendered no stock or securities in Equifax, Inc in connection with the distribution
- 4 The undersigned received 150 shares of common stock of Certegy, Inc in the distribution




Shareholder's Signature

**RICHARD & RHODA GOLDMAN FUND
FEIN: 94-6064502
FOR THE YEAR ENDED DECEMBER 31, 2001**

**STATEMENT OF STOCKHOLDER
RECEIVING A DISTRIBUTION OF STOCK
FROM EATON CORP. OF STOCK
OF ASCELIS TECHNOLOGIES, INC.
FILED PURSUANT TO TREASURY REGULATION SECTION 1.355-5(b)**

- 1 The undersigned, a stockholder owning common shares of Eaton Corp , as of the December 6, 2000 record date, received a distribution as of January 2, 2001 from Eaton Corp of shares of common stock of Ascelis Technologies, Inc , to which Section 355 of the Internal Revenue Code of 1986, as amended (the "Code"), applies
- 2 The names and addresses of the corporations involved are
 - (a) Eaton Corp
255 State Street,
Boston, MA 012109
 - (b) Ascelis Technologies, Inc
55 Cherry Hill Drive
Beverly, MA 01915
- 3 The undersigned surrendered no stock or securities in Eaton Corp in connection with the distribution
- 4 The undersigned received 118 shares of common stock of Ascelis Technologies, Inc in the distribution



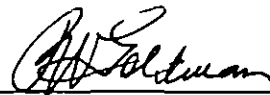
Shareholder's Signature

**RICHARD & RHODA GOLDMAN FUND
FEIN: 94-6064502
FOR THE YEAR ENDED DECEMBER 31, 2001**

**STATEMENT OF STOCKHOLDER
RECEIVING A DISTRIBUTION OF STOCK
FROM SOUTHERN CO. OF STOCK
OF MIRANT CORP.**

FILED PURSUANT TO TREASURY REGULATION SECTION 1.355-5(b)

- 1 The undersigned, a stockholder owning common shares of Southern Co , as of the March 21, 2001 record date, received a distribution as of April 3, 2001 from Southern Co of shares of common stock of Mirant Corp , to which Section 355 of the Internal Revenue Code of 1986, as amended (the "Code"), applies
- 2 The names and addresses of the corporations involved are
 - (a) Southern Co
270 Peachtree Street, N W
Atlanta, GA 30303
 - (b) Mirant Corp
1155 Perimeter Center West,
Suite 100
Atlanta, GA 30338
- 3 The undersigned surrendered no stock or securities in Southern Co in connection with the distribution
- 4 The undersigned received 56 shares of common stock of Mirant Corp in the distribution



Shareholder's Signature