

Return of Private Foundation
or Section 4947(a)(1) Nonexempt Charitable Trust Treated as a Private Foundation

2000

Department of the Treasury
 Internal Revenue Service

Note The organization may be able to use a copy of this return to satisfy state reporting requirements

For calendar year **2000**, or tax year beginning **8/01, 2000**, and ending **7/31, 2001**

G Check all that apply Initial return Final return Amended return Address change Name change

Use the IRS label
 Otherwise, print or type
 See Specific Instructions

Cisco Systems Foundation
 170 West Tasman Drive
 San Jose, CA 95134-1706

A Employer identification number

77-0443347

B Telephone number (see page 10 of the instructions)

408-525-6111

C If exemption application is pending check here

D 1 Foreign organizations check here

2 Foreign organizations meeting the 85% test check here and attach computation

E If private foundation status was terminated under section 507(b)(1)(A) check here

F If the foundation is in a 60-month termination under section 507(b)(1)(B) check here

H Check type of organization Section 501(c)(3) exempt private foundation
 Section 4947(a)(1) nonexempt charitable trust Other taxable private foundation

I Fair market value of all assets at end of year (from Part II, col (c), line 16)

J Accounting method Cash Accrual

Other (specify) **Modified Cash**

(Part I, column (d) must be on cash basis)

▶ \$ **125,001,798**

Part I Analysis of Revenue & Expenses

(The total of amounts in columns (b) (c), and (d) may not necessarily equal the amounts in col (a) (see page 10 of the instructions))

(a) Revenue and expenses per books

(b) Net investment income

(c) Adjusted net income

(d) Disbursements for charitable purposes (cash basis only)

	(a)	(b)	(c)	(d)
1 Contributions, gifts, grants, etc., received (attach sch)	199,559	See Stmt 1		
2 Distributions from split-interest trusts				
3 Interest on savings and temporary cash investments	548,315	548,315	N/A	
4 Dividends and interest from securities	8,603,453	8,603,453		
5a Gross rents				
b (Net rental income or (loss))				
6a Net gain or (loss) from sale of assets not on line 10	-1,646,143	See Stmt 2 & 18		
b Gross sales price for all assets on line 6a	79454203			
7 Capital gain net income (from Part IV, line 2)		0		
8 Net short term capital gain				
9 Income modifications				
10a Gross sales less returns and allowances				
b Less Cost of goods sold				
c Gross profit or (loss) (attach schedule)				
11 Other income (attach schedule)	3,936			
12 Total Add lines 1 through 11	7,709,120	9,151,768		
13 Compensation of officers, directors, trustees, etc				
14 Other employee salaries and wages				
15 Pension plans, employee benefits				
16a Legal fees (attach schedule)	60,276			60,276
b Accounting fees (attach schedule)	75,446			75,446
c Other professional fees (attach schedule)				
17 Interest				
18 Taxes (attach sch) (see pg 14 of instr)	3,266	3,266		
19 Depreciation (attach schedule) and depletion				
20 Occupancy				
21 Travel, conferences, and meetings				
22 Printing and publications				
23 Other expenses (attach schedule)	866,763	624,678		242,085
24 Total operating and administrative expenses				
Add lines 13 through 23	1,005,751	627,944		377,807
25 Contributions, gifts, grants paid	7,082,424			7,187,424
26 Total expenses and disbursements Add lines 24	8,088,175	627,944		7,565,231
27 Subtract line 26 from line 12				
a Excess of revenue over expenses and disbursements	-379,055			
b Net investment income (if negative, enter -0-)		8,523,824		
c Adjusted net income (if negative, enter -0-)				

RECEIVED JUL 20 2001 ADMINISTRATIVE EXPENSES

RECEIVED JUL 16 2001

Part II Balance Sheets		Attached schedules and amounts in the description column should be for end-of-year amounts only (See instructions)		
		Beginning of year	End of year	
		(a) Book Value	(b) Book Value	(c) Fair Market Value
ASSETS	1 Cash - non-interest-bearing	555,943	358,574	358,574
	2 Savings and temporary cash investments	2,760,493	2,498,452	2,498,452
	3 Accounts receivable ▶ 476,565		476,565	476,565
	Less allowance for doubtful accounts ▶			
	4 Pledges receivable ▶			
	Less allowance for doubtful accounts ▶			
	5 Grants receivable			
	6 Receivables due from officers, directors, trustees, and other disqualified persons (attach schedule) (see page 15 of the instructions)			
	7 Other notes and loans receivable (attach sch) ▶			
	Less allowance for doubtful accounts ▶			
	8 Inventories for sale or use			
	9 Prepaid expenses and deferred charges		185,408	185,408
	10a Investments - U S and state government obligations (att sch)			
	b Investments - corporate stock (attach schedule) Statement 8	128,884,469	121,482,799	121,482,799
	c Investments - corporate bonds (attach schedule)			
	11 Investments - land, buildings, and equipment basis ▶			
Less accumulated depreciation (attach schedule) ▶				
12 Investments - mortgage loans				
13 Investments - other (attach schedule)				
14 Land, buildings, and equipment basis ▶				
Less accumulated depreciation (attach schedule) ▶				
15 Other assets (describe ▶)	10,533			
16 Total assets (to be completed by all filers - see pg 16 of the instructions Also, see page 1, item I)	132,211,438	125,001,798	125,001,798	
LIABILITIES	17 Accounts payable and accrued expenses		441,493	
	18 Grants payable		7,295,289	
	19 Deferred revenue			
	20 Loans from officers, directors, trustees, & other disqual persons			
	21 Mortgages and other notes payable (attach schedule)			
	22 Other liabilities (describe ▶)			
23 Total liabilities (add lines 17 through 22)	0	7,736,782		
NET ASSETS OR FUND BALANCES	Organizations that follow SFAS 117, check here <input checked="" type="checkbox"/> and complete lines 24 through 26 and lines 30 and 31			
	24 Unrestricted	132,211,438	117,265,016	
	25 Temporarily restricted			
	26 Permanently restricted			
	Organizations that do not follow SFAS 117, check here <input type="checkbox"/> and complete lines 27 through 31			
	27 Capital stock, trust principal, or current funds			
	28 Paid-in or capital surplus, or land, bldg, and equipment fund			
29 Retained earnings, accumulated income, endowment, or other funds				
30 Total net assets or fund balances (see page 17 of the instructions)	132,211,438	117,265,016		
31 Total liabilities and net assets/fund balances (see page 17 of the instructions)	132,211,438	125,001,798		

Part III Analysis of Changes in Net Assets or Fund Balances

1 Total net assets or fund balances at beginning of year - Part II, column (a), line 30 (must agree with end-of-year figure reported on prior year's return)	1	132,211,438
2 Enter amount from Part I, line 27a	2	-379,055
3 Other increases not included in line 2 (itemize) ▶ See Statement 9	3	1,714,520
4 Add lines 1, 2, and 3	4	133,546,903
5 Decreases not included in line 2 (itemize) ▶ See Statement 10	5	16,281,887
6 Total net assets or fund balances at end of year (line 4 minus line 5) - Part II column (b), line 30	6	117,265,016

Part IV Capital Gains and Losses for Tax on Investment Income

(a) List and describe the kind(s) of property sold (e.g. real estate 2-story bnck warehouse or common stock, 200 shs MLC Co)		(b) How acquired P Purchase D Donation	(c) Date acquired (mo day yr)	(d) Date sold (mo day yr)
1a See Statement 11				
b				
c				
d				
e				
(e) Gross sales price	(f) Depreciation allowed (or allowable)	(g) Cost or other basis plus expense of sale	(h) Gain or (loss) (e) plus (f) minus (g)	
a				
b				
c				
d				
e				
Complete only for assets showing gain in column (h) and owned by the foundation on 12/31/69			(i) Gains (Col (h) gain minus col (k) but not less than -0-) or or Losses (from col (h))	
(j) FMV as of 12/31/69	(k) Adjusted basis as of 12/31/69	(l) Excess of col (i) over col (j) if any		
a				
b				
c				
d				
e				
2 Capital gain net income or (net capital loss) { If gain, also enter in Part I, line 7 If (loss), enter -0- in Part I, line 7 }			2	-1,646,143
3 Net short-term capital gain or (loss) as defined in sections 1222(5) and (6) If gain, also enter in Part I line 8, column (c) (see pages 13 and 17 of the instructions) If (loss), enter -0- in Part I, line 8 }			3	0

Part V Qualification Under Section 4940(e) for Reduced Tax on Net Investment Income

(For optional use by domestic private foundations subject to the section 4940(a) tax on net investment income)

If section 4940(d)(2) applies, leave this part blank

Was the organization liable for the section 4942 tax on the distributable amount of any year in the base period? Yes No

If "Yes," the organization does not qualify under section 4940(e) Do not complete this part

1 Enter the appropriate amount in each column for each year, see page 18 of the instructions before making any entries

(a) Base period years Calendar year (or tax year beginning in)	(b) Adjusted qualifying distributions	(c) Net value of noncharitable-use assets	(d) Distribution ratio (col (b) divided by col (c))
1999	13,955,869	111,541,895	0.125118
1998	8,018,986	64,133,682	0.125035
1997	1,490,771	87,195,681	0.017097
1996	15,000	12,944,017	0.001159
1995			
2 Total of line 1, column (d)			2 0.268409
3 Average distribution ratio for the 5-year base period - divide the total on line 2 by 5, or by the number of years the foundation has been in existence if less than 5 years			3 0.067102
4 Enter the net value of noncharitable-use assets for 2000 from Part X line 5			4 127,494,378
5 Multiply line 4 by line 3			5 8,555,128
6 Enter 1% of net investment income (1% of Part I, line 27b)			6 85,238
7 Add lines 5 and 6			7 8,640,366
8 Enter qualifying distributions from Part XII, line 4			8 7,565,231

If line 8 is equal to or greater than line 7, check the box in Part VI, line 1b, and complete that part using a 1% tax rate See the Part VI instructions on page 18

Part VI Excise Tax Based on Investment Income (Section 4940(a), 4940(b), 4940(e), 4948 - see page 18 of the instructions)

1 a Exempt operating foundations described in section 4940(d)(2), check here <input type="checkbox"/> and enter "N/A" on line 1 Date of ruling letter _____ (attach copy of ruling letter if necessary - see instructions)		
b Domestic organizations that meet the section 4940(e) requirements in Part V, check here <input type="checkbox"/> and enter 1% of Part I, line 27b		1 170,476
c All other domestic organizations enter 2% of line 27b Exempt foreign organizations enter 4% of Part I, line 12, col (b)		
2 Tax under section 511 (domestic section 4947(a)(1) trusts and taxable foundations only Others enter -0-)		2 0
3 Add lines 1 and 2		3 170,476
4 Subtitle A (income) tax (domestic section 4947(a)(1) trusts and taxable foundations only Others enter -0-)		4 0
5 Tax based on investment income Subtract line 4 from line 3 If zero or less, enter -0-		5 170,476
6 Credits/Payments		
a 2000 estimated tax payments & 1999 overpayment credited to 2000	6a 257,198	
b Exempt foreign organizations - tax withheld at source	6b	
c Tax paid with application for extension of time to file (Form 8868)	6c	
d Backup withholding erroneously withheld	6d	
7 Total credits and payments Add lines 6a through 6d	7 257,198	
8 Enter any penalty for underpayment of estimated tax Check here <input checked="" type="checkbox"/> if Form 2220 is attached	8	
9 Tax due If the total of lines 5 and 8 is more than line 7, enter amount owed	9	
10 Overpayment If line 7 is more than the total of lines 5 and 8, enter the amount overpaid	10 86,722	
11 Enter the amount of line 10 to be Credited to 2001 estimated tax Refunded	11 86,722	

Part VII-A Statements Regarding Activities

	Yes	No
1 a During the tax year, did the organization attempt to influence any national, state, or local legislation or did it participate or intervene in any political campaign?		X
b Did it spend more than \$100 during the year (either directly or indirectly) for political purposes (see page 19 of the instructions for definition)? If the answer is "Yes" to 1a or 1b, attach a detailed description of the activities and copies of any materials published or distributed by the organization in connection with the activities		X
c Did the organization file Form 1120-POL for this year?		X
d Enter the amount (if any) of tax on political expenditures (section 4955) imposed during the year (1) On the organization \$ 0 (2) On the organization managers \$ 0		
e Enter the reimbursement (if any) paid by the organization during the year for political expenditure tax imposed on organization managers \$ 0		
2 Has the organization engaged in any activities that have not previously been reported to the IRS? If "Yes," attach a detailed description of the activities		X
3 Has the organization made any changes, not previously reported to the IRS, in its governing instrument, articles of incorporation, or bylaws, or other similar instruments? If "Yes," attach a conformed copy of the changes		X
4 a Did the organization have unrelated business gross income of \$1,000 or more during the year?		X
b If "Yes," has it filed a tax return on Form 990-T for this year?		N/A
5 Was there a liquidation, termination, dissolution, or substantial contraction during the year? If "Yes," attach the statement required by General Instruction T		X
6 Are the requirements of section 508(e) (relating to sections 4941 through 4945) satisfied either ● By language in the governing instrument or ● By state legislation that effectively amends the governing instrument so that no mandatory directions that conflict with the state law remain in the governing instrument?	X	
7 Did the organization have at least \$5,000 in assets at any time during the year? If "Yes," complete Part II, column (c), and Part XV	X	
8 a Enter the states to which the foundation reports or with which it is registered (see page 19 of the instructions) California		
b If the answer is "Yes" to line 7, has the organization furnished a copy of Form 990-PF to the Attorney General (or designate) of each state as required by General Instruction G? If "No," attach explanation	X	
9 Is the organization claiming status as a private operating foundation within the meaning of section 4942(j)(3) or 4942(j)(5) for calendar year 2000 or the taxable year beginning in 2000 (see instructions for Part XIV on page 25)? If "Yes," complete Part XIV		X
10 Did any persons become substantial contributors during the tax year? If "Yes," attach a schedule listing their names and addresses	X	
11 Did the organization comply with the public inspection requirements for its annual returns and exemption application?	X	
12 The books are in care of Larry R. Carter Telephone No 408-526-4000 Located at 170 West Tasman Drive, San Jose, CA ZIP +4 95134-1706		
13 Section 4947(a)(1) nonexempt charitable trusts filing Form 990-PF in lieu of Form 1041 - Check here and enter the amount of tax-exempt interest received or accrued during the year	N/A	

Part VII-B Statements Regarding Activities for Which Form 4720 May Be Required

File Form 4720 if any item is checked in the "Yes" column, unless an exception applies

		Yes	No
1 a	During the year did the organization (either directly or indirectly)		
	(1) Engage in the sale or exchange, or leasing of property with a disqualified person?	<input type="checkbox"/> Yes	<input checked="" type="checkbox"/> No
	(2) Borrow money from, lend money to, or otherwise extend credit to (or accept it from) a disqualified person?	<input type="checkbox"/> Yes	<input checked="" type="checkbox"/> No
	(3) Furnish goods, services, or facilities to (or accept them from) a disqualified person? Stmt 17	<input checked="" type="checkbox"/> Yes	<input type="checkbox"/> No
	(4) Pay compensation to, or pay or reimburse the expenses of, a disqualified person?	<input type="checkbox"/> Yes	<input checked="" type="checkbox"/> No
	(5) Transfer any income or assets to a disqualified person (or make any of either available for the benefit or use of a disqualified person)?	<input type="checkbox"/> Yes	<input checked="" type="checkbox"/> No
b	If any answer is "Yes" to 1a(1)-(6), did any of the acts fail to qualify under the exceptions described in Regulations section 53.4941(d)-3 or in a current notice regarding disaster assistance (see page 20 of the instructions)? Organizations relying on a current notice regarding disaster assistance check here	<input type="checkbox"/>	
	1b		X
c	Did the organization engage in a prior year in any of the acts described in 1a, other than excepted acts, that were not corrected before the first day of the tax year beginning in 2000?		X
1c			X
2	Taxes on failure to distribute income (section 4942) (does not apply for years the organization was a private operating foundation defined in section 4942(j)(3) or 4942(j)(5))		
	a At the end of tax year 2000, did the organization have any undistributed income (lines 6d and 6e, Part XIII) for tax year(s) beginning before 2000? If "Yes," list the years ▶ 19 _____, 19 _____, 19 _____, 19 _____	<input type="checkbox"/> Yes	<input checked="" type="checkbox"/> No
	b Are there any years listed in 2a for which the organization is not applying the provisions of section 4942 (a)(2) (relating to incorrect valuation of assets) to the year's undistributed income? (If applying section 4942 (a)(2) to all years listed, answer "No" and attach statement - see page 20 of the instructions)		N/A
c If the provisions of section 4942(a)(2) are being applied to any of the years listed in 2a, list the years here ▶ 19 _____, 19 _____, 19 _____, 19 _____			
2b		N/A	
3 a	Did the organization hold more than a 2% direct or indirect interest in any business enterprise at any time during the year?	<input type="checkbox"/> Yes	<input checked="" type="checkbox"/> No
	b If "Yes," did it have excess business holdings in 2000 as a result of (1) any purchase by the organization or disqualified persons after May 26, 1969, (2) the lapse of the 5-year period (or longer period approved by the Commissioner under section 4943(c)(7)) to dispose of holdings acquired by gift or bequest, or (3) the lapse of the 10-, 15-, or 20-year first phase holding period? (Use Schedule C, Form 4720, to determine if the organization had excess business holdings in 2000)		N/A
3b		N/A	
4 a	Did the organization invest during the year any amount in a manner that would jeopardize its charitable purposes?		X
	b Did the organization make any investment in a prior year (but after December 31, 1969) that could jeopardize its charitable purpose that had not been removed from jeopardy before the first day of the tax year beginning in 2000?		X
4a			X
4b			X
5 a	During the year did the organization pay or incur any amount to		
	(1) Carry on propaganda, or otherwise attempt to influence legislation (section 4945(e))?	<input type="checkbox"/> Yes	<input checked="" type="checkbox"/> No
	(2) Influence the outcome of any specific public election (see section 4955), or to carry on, directly or indirectly, any voter registration drive?	<input type="checkbox"/> Yes	<input checked="" type="checkbox"/> No
	(3) Provide a grant to an individual for travel, study, or other similar purposes?	<input type="checkbox"/> Yes	<input checked="" type="checkbox"/> No
	(4) Provide a grant to an organization other than a charitable, etc., organization described in section (509(a)(1), (2), or (3), or section 4940(d)(2)?	<input type="checkbox"/> Yes	<input checked="" type="checkbox"/> No
b	If any answer is "Yes" to 5a(1)-(5), did any of the transactions fail to qualify under the exceptions described in Regulations section 53.4945 or in a current notice regarding disaster assistance (see page 20 of the instructions)? Organizations relying on a current notice regarding disaster assistance check here	<input type="checkbox"/>	
	5b		N/A
c	If the answer is "Yes" to question 5a(4), does the organization claim exemption from the tax because it maintained expenditure responsibility for the grant? If "Yes" attach the statement required by Regulations section 53.4945-5(d)	N/A	<input type="checkbox"/> Yes <input type="checkbox"/> No
5c			
6 a	Did the organization during the year, receive any funds directly or indirectly, to pay premiums on a personal benefit contract?	<input type="checkbox"/> Yes	<input checked="" type="checkbox"/> No
	b Did the organization, during the year, pay premiums, directly or indirectly, on a personal benefit contract? If you answered "Yes" to 6b, also file Form 8870		X
6a			X
6b			X

Part VIII

Information About Officers, Directors, Trustees, Foundation Managers, Highly Paid Employees, and Contractors

1 List all officers, directors, trustees, foundation managers and their compensation (see page 20 of the instructions)

(a) Name and address	(b) Title and average hours per week devoted to position	(c) Compensation (if not paid, enter -0-)	(d) Contributions to employee benefit plans and deferred compensation	(e) Expense account other allowances
See Statement 13		0	0	0

2 Compensation of five highest-paid employees (other than those included on line 1 - see page 21 of the instructions) If none, enter "NONE"

(a) Name and address of each employee paid more than \$50,000	(b) Title and average hours per week devoted to position	(c) Compensation	(d) Contributions to employee benefit plans and deferred compensation	(e) Expense account other allowances
None				

Total number of other employees paid over \$50,000 ▶

3 Five highest-paid independent contractors for professional services - (see page 21 of the instructions) If none, enter "NONE."

(a) Name and address of each person paid more than \$50,000	(b) Type of service	(c) Compensation
Southeastern Asset Management c/o 700 S Flower St, #200, L.A., CA 90017	Asset Management	131,083
Callan Associates 71 Stevenson St, Ste 1300, SF, CA 94105	Asset Management	88,725
Glenmede Trust Company c/o 700 S Flower St, #200, L.A., CA 90017	Asset Management	82,360
Delagnes Mitchell & Linder 300 Montgomery St, Ste 1050, SF, CA 94104	Accounting Fees	75,446
Cohen Klingenstein & Marks c/o 700 S Flower St, #200, L.A., CA 90017	Asset Management	87,136
Total number of others receiving over \$50,000 for professional services ▶		4

Part IX-A

Summary of Direct Charitable Activities

List the foundation's four largest direct charitable activities during the tax year. Include relevant statistical information such as the number of organizations and other beneficiaries served, conferences convened, research papers produced, etc	Expenses
1 N/A	
2	
3	
4	

Part IX-B Summary of Program-Related Investments (see page 22 of the instructions)

Describe the two largest program related investments made by the foundation during the tax year on lines 1 and 2	Amount
1 N/A	
2	
All other program related investments See page 22 of the instructions	
3	

Part X Minimum Investment Return (All domestic foundations must complete this part Foreign foundations, see page 22 of the instructions)

1 Fair market value of assets not used (or held for use) directly in carrying out charitable, etc., purposes		
a Average monthly fair market value of securities	1a	122,548,500
b Average of monthly cash balances	1b	6,887,417
c Fair market value of all other assets (see page 23 of the instructions)	1c	
d Total (add lines 1a, b, and c)	1d	129,435,917
e Reduction claimed for blockage or other factors reported on lines 1a and 1c (attach detailed explanation)	1e	0
2 Acquisition indebtedness applicable to line 1 assets	2	0
3 Subtract line 2 from line 1d	3	129,435,917
4 Cash deemed held for charitable activities - Enter 1 1/2% of line 3 (for greater amount, see page 23 of the instructions)	4	1,941,539
5 Net value of noncharitable-use assets Subtract line 4 from line 3 Enter here and on Part V, line 4	5	127,494,378
6 Minimum investment return Enter 5% of line 5	6	6,374,719

Part XI Distributable Amount (see page 23 of the instructions) (Section 4942(j)(3) and (j)(5) private operating foundations and certain foreign organizations check here and do not complete this part)

1 Minimum investment return from Part X, line 6	1	6,374,719
2a Tax on investment income for 2000 from Part VI, line 5	2a	170,476
b Income tax for 2000 (This does not include the tax from Part VI)	2b	
c Add lines 2a and 2b	2c	170,476
3 Distributable amount before adjustments Subtract line 2c from line 1	3	6,204,243
4a Recoveries of amounts treated as qualifying distributions	4a	100,000
b Income distributions from section 4947(a)(2) trusts	4b	
c Add lines 4a and 4b	4c	100,000
5 Add lines 3 and 4c	5	6,304,243
6 Deduction from distributable amount (see page 23 of the instructions)	6	
7 Distributable amount as adjusted Subtract line 6 from line 5 Enter here and Part XIII, line 1	7	6,304,243

Part XII Qualifying Distributions (see page 24 of the instructions)

1 Amounts paid (including administrative expenses) to accomplish charitable, etc., purposes		
a Expenses, contributions, gifts, etc. - total from Part I, column (d), line 26	1a	7,565,231
b Program-related investments - total of lines 1 - 3 of Part IX-B	1b	
2 Amounts paid to acquire assets used (or held for use) directly in carrying out charitable, etc. purposes	2	
3 Amounts set aside for specific charitable projects that satisfy the		
a Suitability test (prior IRS approval required)	3a	
b Cash distribution test (attach the required schedule)	3b	
4 Qualifying distributions Add lines 1a through 3b Enter here and on Part V, line 8, and Part XIII, line 4	4	7,565,231
5 Organizations that qualify under section 4940(e) for the reduced rate of tax on net investment income Enter 1% of Part I, line 27b (see page 24 of the instructions)	5	
6 Adjusted qualifying distributions Subtract line 5 from line 4	6	7,565,231

Note The amount on line 6 will be used in Part V, column (b), in subsequent years when calculating whether the foundation qualifies for the section 4940(e) reduction of tax in those years

Part XIII Undistributed Income (see page 24 of the instructions)

	(a) Corpus	(b) Years prior to 1999	(c) 1999	(d) 2000
1 Distributable amount for 2000 from Part XI, line 7				6,304,243
2 Undistributed income, if any, as of the end of 1999				
a Enter amount for 1999 only			0	
b Total for prior years 19____, 19____, 19____		0		
3 Excess distributions carryover, if any, to 2000				
a From 1995				
b From 1996				
c From 1997				
d From 1998		2,891,201		
e From 1999		9,976,296		
f Total of lines 3a through e	12,867,497			
4 Qualifying distributions for 2000 from Part XII, line 4				
▶ \$ 7,565,231				
a Applied to 1999, but not more than line 2a			0	
b Applied to undistributed income of prior years (Election required - see page 25 of the instructions)		0		
c Treated as distributions out of corpus (Election required - see page 25 of the instructions)	0			
d Applied to 2000 distributable amount				6,304,243
e Remaining amount distributed out of corpus	1,260,988			
5 Excess distributions carryover applied to 2000 (If an amount appears in column (d), the same amount must be shown in column (a))	0			0
6 Enter the net total of each column as indicated below				
a Corpus Add lines 3f, 4c, and 4e Subtract line 5	14,128,485			
b Prior years' undistributed income Subtract line 4b from line 2b		0		
c Enter the amount of prior years' undistributed income for which a notice of deficiency has been issued, or on which the section 4942(a) tax has been previously assessed		0		
d Subtract line 6c from line 6b Taxable amount - see page 25 of the instructions		0		
e Undistributed income for 1999 Subtract line 4a from line 2a Taxable amount - see pg 25 of the instructions			0	
f Undistributed income for 2000 Subtract lines 4d and 5 from line 1 This amount must be distributed in 2001				0
7 Amounts treated as distributions out of corpus to satisfy requirements imposed by section 170(b)(1)(E) or 4942(g)(3) (see page 25 of the instructions)	0			
8 Excess distributions carryover from 1995 not applied on line 5 or line 7 (see page 25 of the instructions)	0			
9 Excess distributions carryover to 2001 Subtract lines 7 and 8 from line 6a	14,128,485			
10 Analysis of line 9				
a Excess from 1996				
b Excess from 1997				
c Excess from 1998		2,891,201		
d Excess from 1999		9,976,296		
e Excess from 2000		1,260,988		

Part XIV Private Operating Foundations (see page 25 of the instructions and Part VII-A, question 9)

N/A

1a If the foundation has received a ruling or determination letter that it is a private operating foundation, and the ruling is effective for 2000, enter the date of the ruling

b Check box to indicate whether the organization is a private operating foundation described in section 4942(j)(3) or 4942(j)(5)

	Tax year	Prior 3 years			(e) Total
	(a) 2000	(b) 1999	(c) 1998	(d) 1997	
2a Enter the lesser of the adjusted net income from Part I or the min investment return from Part X for each year listed					
b 85% of line 2a					
c Qualifying distributions from Part XII, line 4 for each year listed					
d Amts incld in line 2c not used directly for active conduct of exempt activities					
e Qualifying distributions made directly for active conduct of exempt activities Subtract line 2d from line 2c					
3 Complete 3a, b, or c for the alternative test relied upon					
a "Assets" alternative test - enter					
(1) Value of all assets					
(2) Value of assets qualifying under section 4942(j)(3)(B)(i)					
b "Endowment" alternative test - Enter 2/3 of min investment return shown in Part X, line 6 for each year listed					
c "Support" alternative test - enter					
(1) Total support other than gross investment income (interest dividends, rents, payments on securities loans (section 512(a)(5)), or royalties)					
(2) Support from general public and 5 or more exempt organizations as provided in section 4942(j)(3)(B)(iii)					
(3) Largest amount of support from an exempt organization					
(4) Gross investment income					

Part XV Supplementary Information (Complete this part only if the organization had \$5,000 or more in assets at any time during the year - see page 26 of the instructions)

1 Information Regarding Foundation Managers

a List any managers of the foundation who have contributed more than 2% of the total contributions received by the foundation before the close of any tax year (but only if they have contributed more than \$5,000) (See section 507(d)(2)) None

b List any managers of the foundation who own 10% or more of the stock of a corporation (or an equally large portion of the ownership of a partnership or other entity) of which the foundation has a 10% or greater interest

None

2 Information Regarding Contribution, Grant, Gift, Loan, Scholarship, etc., Programs

Check here if the organization only makes contributions to preselected charitable organizations and does not accept unsolicited requests for funds. If the organization makes gifts, grants, etc. (see page 26 of the instructions) to individuals or organizations under other conditions, complete items 2a, b, c, and d

a The name, address, and telephone number of the person to whom applications should be addressed

Lynne Elliott, 170 West Tasman Dr, San Jose, CA 95134, (408)-526-4000

b The form in which applications should be submitted and information and materials they should include

Written request with 501(c)(3) letter

c Any submission deadlines

See Statement 14

d Any restrictions or limitations on awards, such as by geographical areas, charitable fields, kinds of institutions, or other factors

See Statement 14

Part XV Supplementary Information (continued)

3 Grants and Contributions Paid During the Year or Approved for Future Payment

Recipient	If recipient is an individual show any relationship to any foundation manager or substantial contributor	Foundation status of recipient	Purpose of grant or contribution	Amount
Name and address (home or business)				
a Paid during the year Matching Grants See Attached Statement 15	N/A	509 (a)	Charitable	2,494,266
Fiscal Year 2001 Grants See Attached Statement 16	N/A	509 (a)	Charitable	4,693,158
Total			▶ 3a	7,187,424
b Approved for future payment				
Total			▶ 3b	

Part XVI-A Analysis of Income-Producing Activities

Enter gross amounts unless otherwise indicated

Table with columns: (a) Business code, (b) Amount, (c) Exclusion code, (d) Amount, (e) Related or exempt function income. Rows include: 1 Program service revenue, 2 Membership dues and assessments, 3 Interest on savings and temporary cash investments, 4 Dividends and interest from securities, 5 Net rental income or (loss) from real estate, 6 Net rental income or (loss) from personal property, 7 Other investment income, 8 Gain/(loss) from sales of assets other than inventory, 9 Net income or (loss) from special events, 10 Gross profit or (loss) from sales of inventory, 11 Other revenue a US Treas Refund, 12 Subtotal, 13 Total.

Part XVI-B Relationship of Activities to the Accomplishment of Exempt Purposes

Table with columns: Line No, Explain below how each activity for which income is reported in column (e) of Part XVI-A contributed importantly to the accomplishment of the organization's exempt purposes (other than by providing funds for such purposes) (See page 27 of the instructions). Row 11a: Refund of tax paid on behalf of the Foundation.

Part XVII

Information Regarding Transfers To and Transactions and Relationships With Noncharitable Exempt Organizations

1 Did the organization directly or indirectly engage in any of the following with any other organization described in section 501(c) of the Code (other than section 501(c)(3) organizations) or in section 527, relating to political organizations?

a Transfers from the reporting organization to a noncharitable exempt organization of

- (1) Cash
(2) Other assets

b Other Transactions

- (1) Sales of assets to a noncharitable exempt organization
(2) Purchases of assets from a noncharitable exempt organization
(3) Rental of facilities, equipment, or other assets
(4) Reimbursement arrangements
(5) Loans or loan guarantees
(6) Performance of services or membership or fundraising solicitations

c Sharing of facilities, equipment, mailing lists, other assets, or paid employees

d If the answer to any of the above is "Yes," complete the following schedule. Column (b) should always show the fair market value of the goods, other assets, or services given by the reporting organization. If the organization received less than fair market value in any transaction or sharing arrangement, show in column (d) the value of the goods, other assets, or services received.

Table with columns 'Yes' and 'No'. Rows include 1a(1), 1a(2), 1b(1) through 1b(6), and 1c. All 'No' boxes are marked with an 'X'.

Table with 4 columns: (a) Line no, (b) Amount involved, (c) Name of noncharitable exempt organization, (d) Description of transfers, transactions, and sharing arrangements. Row 1 contains 'N/A'.

2a Is the organization directly or indirectly affiliated with, or related to, one or more tax-exempt organizations described in section 501(c) of the Code (other than section 501(c)(3)) or in section 527?

Yes No (No is checked)

b If "Yes," complete the following schedule

Table with 3 columns: (a) Name of organization, (b) Type of organization, (c) Description of relationship. Row 1 contains 'N/A'.

Under penalties of perjury, I declare that I have examined this return, including accompanying schedules and statements, and to the best of my knowledge and belief, it is true, correct, and complete. Declaration of preparer (other than taxpayer or fiduciary) is based on all information of which preparer has any knowledge.

SIGN HERE

Signature of officer or trustee: [Handwritten Signature]

Preparer's signature: [Handwritten Signature]
Firm's name (or yours if self-employed) address and ZIP code: Fontanello, Duffield, 300 Montgomery St, San Francisco, CA 941

Underpayment of Estimated Tax by Corporations

OMB No 1545-0142

Form **2220**

Department of the Treasury
Internal Revenue Service

▶ **Instructions are separate See page 4 for Paperwork Reduction Act Notice**
▶ **Attach to the corporation's tax return**

2000

Name Cisco Systems Foundation	Employer identification number 77-0443347
---	---

Note: In most cases, the corporation **does not** need to file Form 2220 (See Part I below for exceptions) The IRS will figure any penalty owed and bill the corporation If the corporation does not need to file Form 2220, it may still use it to figure the penalty Enter the amount from line 34 on the estimated tax penalty line of the corporation's income tax return, but **do not** attach Form 2220

Part I Reasons For Filing - Check the boxes below that apply to the corporation If any boxes are checked, the corporation must file Form 2220, even if it does not owe the penalty If the box on line 1 or line 2 applies, the corporation may be able to lower or eliminate the penalty See page 1 of the instructions

- 1 The corporation is using the annualized income installment method
- 2 The corporation is using the adjusted seasonal installment method
- 3 The corporation is a "large corporation" figuring its first required installment based on the prior year's tax

Note: The corporation must also file Form 2220 if it has a research credit allowed for the current year See the instructions for line 4 on page 2

Part II Figuring the Underpayment

4 Total tax (see page 2 of the instructions)	4	170,476
5a Personal holding company tax (Schedule PH (Form 1120), line 26) included on line 4	5a	
b Interest included on line 4 due under the look-back method of section 460(b)(2) for completed long-term contracts or of section 167(g) for property depreciated under the income forecast method	5b	
c Credit for Federal tax paid on fuels (see page 2 of the instructions)	5c	
d Total Add lines 5a through 5c	5d	
6 Subtract line 5d from line 4 If the result is less than \$500, do not complete or file this form The corporation does not owe the penalty	6	170,476
7 Enter the tax shown on the corporation's 1999 income tax return Caution. see page 2 of the instructions before completing this line	7	798,761
8 Enter the smaller of line 6 or line 7 If the corporation must skip line 7, enter the amount from line 6 on line 8	8	170,476

	(a)	(b)	(c)	(d)
9 Installment due dates Enter in columns (a) through (d) the 15th day of the 4th (Form 990-PF filers Enter 5th month), 6th, 9th, and 12th months of the corporation's tax year	12/15/00	1/15/01	4/15/01	7/15/01
10 Required installments If the box on line 1 and/or line 2 above is checked, enter the amounts from Schedule A, line 41 If the box on line 3 (but not 1 or 2) is checked, see page 3 of the instructions for the amounts to enter If none of these boxes are checked, enter 25% of line 8 above in each column	42,619	42,619	42,619	42,619
11 Estimated tax paid or credited for each period (see page 3 of the instructions) For column (a) only, enter the amount from line 11 on line 15	257,198			
Complete lines 12 through 18 of one column before going to the next column.				
12 Enter amount if any, from line 18 of the preceding col		214,579	171,960	129,341
13 Add lines 11 and 12		214,579	171,960	129,341
14 Add amounts on lines 16 and 17 of the preceding col				
15 Subtract line 14 from line 13 If zero or less, enter -0-	257,198	214,579	171,960	129,341
16 If the amount on line 15 is zero, subtract line 13 from line 14 Otherwise, enter -0-		0	0	
17 Underpayment If line 15 is less than or equal to line 10, subtract line 15 from line 10 Then go to line 12 of the next column Otherwise, go to line 18				
18 Overpayment If line 10 is less than line 15, subtract line 10 from line 15 Then go to line 12 of the next col	214,579	171,960	129,341	86,722

Complete Part III on page 2 to figure the penalty If there are no entries on line 17, no penalty is owed

Part III Figuring the Penalty

	(a)	(b)	(c)	(d)
19 Enter the date of payment or the 15th day of the 3rd month after the close of the tax year, whichever is earlier (see page 3 of the instr) (Form 990-PF & Form 990-T filers Use 5th month instead of 3rd month)	19			
20 Number of days from due date of installment on line 9 to the date shown on line 19	20			
21 No. of days on line 20 after 4/15/00 and before 1/1/01	21			
22 Underpayment on line 17 x $\frac{\text{No. of days on line 21} \times 9\%}{366}$	22 \$	\$	\$	\$
23 No. of days on line 20 after 12/31/00 and before 4/1/01	23			
24 Underpayment on line 17 x $\frac{\text{No. of days on line 23} \times 9\%}{365}$	24 \$	\$	\$	\$
25 No. of days on line 20 after 3/31/01 and before 7/1/01	25			
26 Underpayment on line 17 x $\frac{\text{No. of days on line 25} \times \%}{365}$	26 \$	\$	\$	\$
27 No. of days on line 20 after 6/30/01 and before 10/1/01	27			
28 Underpayment on line 17 x $\frac{\text{No. of days on line 27} \times \%}{365}$	28 \$	\$	\$	\$
29 No. of days on line 20 after 9/30/01 & before 1/1/02	29			
30 Underpayment on line 17 x $\frac{\text{No. of days on line 29} \times \%}{365}$	30 \$	\$	\$	\$
31 No. of days on line 20 after 12/31/01 & before 2/16/02	31			
32 Underpayment on line 17 x $\frac{\text{No. of days on line 31} \times \%}{365}$	32 \$	\$	\$	\$
33 Add lines 22, 24, 26, 28, 30, and 32	33 \$	\$	\$	\$
34 Penalty Add columns (a) through (d), of line 33 Enter the total here and on Form 1120, line 33, Form 1120-A, line 29, or the comparable line for other income tax returns				34 \$

* For underpayments paid after March 31, 2001 For lines 26, 28, 30, and 32, use the penalty interest rate for each calendar quarter that the IRS will determine during the first month in the preceding quarter. These rates are published quarterly in an IRS News Release and in a revenue ruling in the Internal Revenue Bulletin. To obtain this information on the Internet, access the IRS Web Site at www.irs.gov. You can also call 1-800-829-1040 to get interest rate information.

Cisco Systems Foundation

77-0443347

Statement 1
Form 990-PF, Part I, Line 1
Contributions, Gifts, and Grants

Direct Contributions:

<u>Contributor's Name</u>	<u>Contributor's Address</u>	<u>Amount of Contr</u>
United Airlines	1200 East Algonquin Road Elk Grove, IL 60007	\$ 184,359
Direct Contributions less than \$5,000		15,200
Total Direct Contributions		<u>\$ 199,559</u>
Total Contributions		<u><u>\$ 199,559</u></u>

Statement 2
Form 990-PF, Part I, Line 6
Net Gain (Loss) from Noninventory Sales

Publicly Traded Securities:

Gross sales price: 379,454,203
 Cost or other basis: 381,100,346

Gain (Loss)	\$ -1,646,143
Total Gain (Loss)	<u>\$ -1,646,143</u>

See Statement 18

Statement 3
Form 990-PF, Part I, Line 11
Other Income

US Treas Refund	\$ 3,936
Total	<u>\$ 3,936</u>

Statement 4
Form 990-PF, Part I, Line 16a
Legal Fees

	(a) Expenses per Books	(b) Net Investment Income	(c) Adjusted Net Income	(d) Charitable Purposes
Legal Fees	\$ 60,276			60,276
Totals	<u>\$ 60,276</u>			<u>60,276</u>

Statement 5
Form 990-PF, Part I, Line 16b
Accounting Fees

	(a) Expenses per Books	(b) Net Investment Income	(c) Adjusted Net Income	(d) Charitable Purposes
Accounting Fees	\$ 75,446			75,446
Totals	<u>\$ 75,446</u>			<u>75,446</u>

Cisco Systems Foundation

77-0443347

Statement 6
Form 990-PF, Part I, Line 18
Taxes

	(a) Expenses per Books	(b) Net Investment Income	(c) Adjusted Net Income	(d) Charitable Purposes
Withholding Foreign Div Totals	\$ 3,266	3,266		
	<u>\$ 3,266</u>	<u>3,266</u>		

Statement 7
Form 990-PF, Part I, Line 23
Other Expenses

	(a) Expenses per Books	(b) Net Investment Income	(c) Adjusted Net Income	(d) Charitable Purposes
Matching Grants Admin	\$ 53,840			53,840
Membership Fees	29,000			29,000
Program Administration	117,932			117,932
Investment Management	572,370	572,370		
Bank Service Charges	126			126
Filing Fees	20			20
Software Support	6,955			6,955
Outsourcing Services	4,467			4,467
Annual Report Preparation	18,169			18,169
Web Page Updates	7,670			7,670
Grantee Events	2,452			2,452
D & O Insurance	1,454			1,454
Custodial Fees	52,308	52,308		
Totals	<u>\$ 866,763</u>	<u>624,678</u>		<u>242,085</u>

Statement 8
Form 990-PF, Part II, Line 10b
Investments - Corporate Stocks

Corporate Stocks	Val Method	Book Val.	Fair Mkt Value
Cohen Managed Acct (Stmt Attached)	Mkt Val	\$19,952,995	19,952,995
So Eastern Asset Mgmt (Stmt Attached)	Mkt Val	22,205,031	22,205,031
Glenmede Trust (Stmt Attached)	Mkt Val	24,618,642	24,618,642
Daruma (Stmt Attached)	Mkt Val	11,164,187	11,164,187
SEIX-Fixed Income Inv (Stmt Attached)	Mkt Val	36,699,694	36,699,694
3,000 shs Genuity	Mkt Val	7,860	7,860
Pooled/Mutual Funds	Mkt Val	6,834,390	6,834,390
	Total	<u>\$ 121,482,799</u>	<u>121,482,799</u>

Investment Holdings @ FMV as of 7/31/01

<u>Description</u>	<u>Shares</u>	<u>Balance</u>
Alltel Corp	14,300	\$881,595
Amgen Inc	10,300	645,913
Applied Material	15,100	692,486
Avon Products Inc	16,600	770,074
Bed Bath & Beyond	24,900	802,527
Cisco Systems Inc	33,300	640,026
Citigroup Inc	13,600	682,856
Coca Cola Co	12,300	548,580
Compaq Computer	39,500	590,130
Computer Associates	25,100	865,448
Corning Inc	36,750	575,505
Echostar Communicatins Corp	29,400	874,650
EMC Corp - Mass	20,550	405,246
Fannie Mae	8,575	713,869
Franklin Resources	17,900	772,206
Gap Inc	25,500	696,405
Home Depot Inc	14,800	745,476
Intel Corp	26,600	792,946
MBNA Corp	19,300	683,220
McDonalds Corp	22,100	643,994
McKesson HBOC Inc	21,675	898,429
Merck & Co Inc	8,025	545,540
Nextel Communications Inc	35,200	586,080
Oracle Corp	37,200	672,576
Pharmacia Corp	11,500	513,130
Providian Financial Corp	14,900	735,613
Radioshack Corp	19,500	550,485
Solelectron Corp	29,400	513,912
Tellabs Inc	30,700	505,629
Worldcom Inc	29,175	408,450
Cohen Managed Account	TOTAL Investments	<u>\$19,952,995</u>

Investment Holdings @ FMV as of 7/31/01

<u>Description</u>	<u>Shares</u>	<u>Balance</u>
Aetna Inc	10,000	\$282,100
Allied Waste Industries Inc	42,000	791,280
AON Corp	16,000	567,200
AT&T Corp	63,000	1,273,230
AT&T Wireless Svcs Inc	20,273	378,902
Catellus Development	34,000	622,200
Coca Cola Enterprises Inc	38,000	555,560
Fairfax Finl Hldgs Ltd	10,000	1,497,660
FedEx Corp Com	33,000	1,365,210
General Motors Corp	29,000	1,844,400
General Mtrs Corp CL H	31,000	596,750
Georgia Pacific (Timber)	25,000	900,250
Hilton Hotels Corp	96,900	1,173,459
Hollinger Intl Inc	80,000	1,161,600
Host Marriott Corp New REIT	51,045	645,719
Marriott Int'l New Cl A	20,000	955,000
Pioneer Natural Resources	22,000	373,780
Saks Inc	128,000	1,401,600
Servicemaster Co	126,000	1,534,680
Tricon Global Restaurants	33,000	1,509,750
Trizec Hahn Corp	32,000	578,560
US Inds Inc Com	178,000	646,140
Waste Management Inc	50,000	1,550,000
Southeastern Asset Mgmt Acct	TOTAL Investments	<u>\$22,205,031</u>

Investment Holdings @ FMV as of 7/31/01

<u>Equities by Country</u>	<u>Balance</u>
Australia	\$736,253
Belgium	957,482
Denmark	264,280
France	2,194,959
Germany	1,915,857
Greece	419,867
Hong Kong	367,466
Ireland	265,599
Italy	180,319
Japan	5,046,624
Netherlands	2,646,730
New Zealand	90,432
Spain	1,509,399
Sweden	1,203,136
Switzerland	828,121
United Kingdom	6,045,813
Uncleared Security Transactions	(53,694)
Glenmede Trust Account	TOTAL Investments
	<u>\$24,618,642</u>

Investment Holdings @ FMV as of 7/31/01

Description	Total Market Value
Foods	457,114
Retailing	659,018
Business Products & Services	1,329,199
Diversified Companies	126,600
Hospitals Supplies & Medical Svcs	903,670
Machinery	869,824
Miscellaneous Capital Goods	149,601
Pollution Control	285,450
Computer Equipment & Software	2,123,960
Electrical Equipment & Electronics	650,103
Oil & Coal	967,854
Oil Service	354,250
Railroad Equipment	273,618
Utilities - Electric	236,187
Banks & Other Financial Services	1,819,160
Uncleared Security Transactions	<u>(41,421)</u>
 Daruma	 Total Investments
	<u>11,164,187</u>

Investment Holdings @ FMV as of 7/31/01

Description	Total Market Value
Industrial Corporate Bonds	1,778,180
Oil & Coal Corporate Bonds	282,489
Telephone Corporate Bonds	1,031,663
Utility (Electric) Corporate Bonds	516,534
Utility (Gas) Corporate Bonds	51,308
US Treasuries	7,612,687
US Agencies	13,691,299
Canadian Bonds	68,746
Non-Convertible Preferred	219,250
Bank Corporate Bonds	469,548
Collateralized Mortgage Obligations	226,301
Mortgage Pass-Through Certificate	5,528,287
Automobile Loan Receivables	540,172
Credit Card Receivables	995,504
Miscellaneous Asset Backed	267,500
Finance & Insur Corporate Bonds	4,098,903
Foreign	131,433
Private Placements	4,976,396
Miscellaneous Bonds	1,044,809
US Treasuries	995,060
Uncleared Security Transactions	<u>(7,826,375)</u>
 SEIX	 Total Investments
	<u>36,699,694</u>

Statement 9
Form 990-PF, Part III, Line 3
Other Increases

Change in Admin Expenses per Audit	\$ 1,454,520
Change in Prepaid Excise Tax per Audit	260,000
Total	<u>\$ 1,714,520</u>

Statement 10
Form 990-PF, Part III, Line 5
Other Decreases

Accum Unrealized Loss on Investments	\$ 7,015,991
Change in Grants Payable per Audit	9,265,896
Total	<u>\$ 16,281,887</u>

Statement 11
Form 990-PF, Part IV, Line 1
Capital Gains and Losses for Tax on Investment Income

- 1)
 - (a) Description Cohen Mngd Acct (Stmt Attached)
 - (b) How acquired . Purchased
 - (c) Date acquired Various
 - (d) Date Sold : Various
- 2)
 - (a) Description . Daruma Asset Mgmt (Stmt Attached)
 - (b) How acquired : Purchased
 - (c) Date acquired: Various
 - (d) Date Sold : Various
- 3)
 - (a) Description : Southeastern Asset Mgmt (Stmt Attached)
 - (b) How acquired : Purchased
 - (c) Date acquired: Various
 - (d) Date Sold : Various
- 4)
 - (a) Description . SEIX Asset Mgmt - 1/2 (Stmt Attached)
 - (b) How acquired . Purchased
 - (c) Date acquired . Various
 - (d) Date Sold . Various
- 5)
 - (a) Description SEIX Asset Mgmt - 1/2 (Stmt Attached)
 - (b) How acquired . Purchased
 - (c) Date acquired Various
 - (d) Date Sold . Various
- 6)
 - (a) Description . Glenmede Trust (Stmt Attached)
 - (b) How acquired Purchased
 - (c) Date acquired Various
 - (d) Date Sold Various

Cisco Systems Foundation

77-0443347

Statement 11 (continued)
Form 990-PF, Part IV, Line 1
Capital Gains and Losses for Tax on Investment Income

- 7)
(a) Description : Administrative Acct (Stmt Attached)
(b) How acquired : Purchased
(c) Date acquired : Various
(d) Date Sold : Various
- 8)
(a) Description : Various Securities (Stmt Attached)
(b) How acquired : Purchased
(c) Date acquired : Various
(d) Date Sold : Various
- 9)
(a) Description : Call S & P (Stmt Attached)
(b) How acquired : Purchased
(c) Date acquired : Various
(d) Date Sold : Various

	(e) Gross Sales	(f) Deprec. Allowed	(g) Cost/ Basis	(h) Gain (Loss)	(i) FMV 12/31/69	(j) Adj. Bas. 12/31/69	(k) Excess (i) - (j)	(l) Gain (Loss)
1)	2389478		2058881	330,597				330,597
2)	2372028		2133902	238,126				238,126
3)	3304697		2206268	1098429				1098429
4)	96106986		95813947	293,039				293,039
5)	96106986		95813947	293,039				293,039
6)	71485008		72114533	-629,525				-629,525
7)	27668806		22966686	4702120				4702120
8)	78393722		87523807	-9130085				-9130085
9)	1626492		468,375	1158117				1158117
							Total	<u>\$-1646143</u>

DISPOSITIONS

DESCRIPTION	UNITS	GROSS PRICE	COMMISSIONS & FEES	NET COST NET PROCEEDS	GAIN/(LOSS)	INTEREST RECEIVED
EQUITIES						
COMMON STOCK						
CS						
ABBOTT LABORATORIES						
CUSIP# 002824100						
BKR SMITH BARNEY INC (SALOMON)						
T/D 03/14/01 S/D 03/19/01	13,600 000	46 8240	565 23	509,271 88 636,245 25	126,973 37	
TOTAL ISSUE	13,600 000		565 23	509,271 88 636,245 25	126,973 37	
AMERICAN HOME PRODUCTS CORPORATION						
CUSIP# 026609107						
BKR SMITH BARNEY INC (SALOMON)						
T/D 05/02/01 S/D 05/07/01	12,300 000	57 5680	515 61	607,987 50 707,574 48	99,586 98	
TOTAL ISSUE	12,300 000		515 61	607,987 50 707,574 48	99,586 98	
APPLIED MATERIALS INC						
CUSIP# 038222105						
BKR SMITH BARNEY INC (SALOMON)						
T/D 06/26/01 S/D 06/29/01	4,000 000	49 4600	6 60	227,507 60 197,833 40	(29,674 20)	
TOTAL ISSUE	4,000 000		6 60	227,507 60 197,833 40	(29,674 20)	
BED BATH & BEYOND INC						
CUSIP# 075896100						
BKR SMITH BARNEY INC (SALOMON)						
T/D 06/26/01 S/D 06/29/01	6,500 000	29 6000	6 42	71,398 44 192,393 58	120,995 14	
TOTAL ISSUE	6,500 000		6 42	71,398 44 192,393 58	120,995 14	

DISPOSITIONS

DESCRIPTION	UNITS	GROSS PRICE	COMMISSIONS & FEES	NET COST NET PROCEEDS	GAIN/(LOSS)	INTEREST RECEIVED
EMC CORP(MASS) USD 0 01 CUSIP# 268648102 BKR: ALEX BROWN & SONS INC T/D 12/05/00 S/D 12/19/00	4,750 000			152,644 10 413,165 45	260,521 35	
TOTAL ISSUE	4,750 000			152,644 10 413,165 45	260,521 35	
WORLDCOM INC CUSIP# 98157D106 BKR: SMITH BARNEY INC (SALOMON) T/D 06/26/01 S/D 06/29/01	15,325 000	13 7300	7 02	454,332 69 210,405 23	(243,927 46)	
TOTAL ISSUE	15,325 000		7 02	454,332 69 210,405 23	(243,927 46)	
WORLDCOM INC GA NEW MCI GROUP COM CUSIP# 98157D304 BKR: CIBC WORLD MARKETS CORP T/D 06/15/01 S/D 06/25/01	1,780 000			35,738 77 31,860 93	(3,877 84)	
TOTAL ISSUE	1,780 000			35,738 77 31,860 93	(3,877 84)	
TOTAL SALES	58,255 000		1,100 88	2,058,880 98 2,389,478 32	330,597 34	

CISCO SYSTEMS FOUNDATION
 CISCO SYSTEMS FDN - DARUMA

DISPOSITIONS

DESCRIPTION	UNITS	GROSS PRICE	COMMISSIONS & FEES	NET COST NET PROCEEDS	GAIN/(LOSS)	INTEREST RECEIVED
EQUITIES						
COMMON STOCK						
BRIGGS & STRATTON CORPORATION CUSIP# 109043109						
BKR BANC OF AMERICA SECURITIES LLC						
T/D 07/19/01 S/D 07/24/01	3,800 000	43 0000	233 45	146,442 50 163,166 55	16,724 05	
BKR MAGNA SECURITIES CORPORATION						
T/D 07/31/01 S/D 08/03/01	3,900 000	41 5630	239 41	150,296 25 161,857 07	11,560 82	
TOTAL ISSUE	7,700 000		472 86	296,738 75 325,023 62	28,284 87	
CAMBREX CORP CUSIP# 132011107						
BKR LEHMAN BROTHERS INC, USA						
T/D 01/08/01 S/D 01/11/01	2,100 000	42 6590	128 99	86,572 50 89,455 12	2,882 62	
LEHMAN BROTHERS INC, USA						
T/D 04/18/01 S/D 04/23/01	1,200 000	42 6000	73 71	49,470 00 51,046 29	1,576 29	
BKR MAGNA SECURITIES CORPORATION						
T/D 04/24/01 S/D 04/27/01	3,100 000	42 5000	190 40	127,797 50 131,559 60	3,762 10	
TOTAL ISSUE	6,400 000		393 10	263,840 00 272,061 01	8,221 01	
CHICOS FAS INC CUSIP# 168615102						

DISPOSITIONS

DESCRIPTION	UNITS	GROSS PRICE	COMMISSIONS & FEES	NET COST NET PROCEEDS	GAIN/(LOSS)	INTEREST RECEIVED
BKR BAIRD ROBERT W & CO INC T/D 02/26/01 S/D 03/01/01	2,700 000	40 4000	3 64	58,151 25 109,076 36	50,925 11	
JEFFERIES & COMPANY, INC 06/20/01 S/D 06/28/01	7,950 000		159 00	114,148 75 250,058 90	135,910 15	
TOTAL ISSUE	10,650 000		162 64	172,300.00 359,135 26	186,835 26	
DATATEC SYS INC CUSIP# 238128102 BKR B-TRADE SERVICES LLC T/D 06/07/01 S/D 06/12/01	57,800 000	7550	2,891 46	161,117 50 40,793 78	(120,323 72)	
TOTAL ISSUE	57,800 000		2,891 46	161,117 50 40,793 78	(120,323 72)	
DIEBOLD INC COMMON CUSIP# 253651103 BKR UBS PAINWEBBER INC T/D 01/05/01 S/D 01/10/01	2,000 000		120 00	64,950 00 67,034 96	2,084 96	
MAGNA SECURITIES CORPORATION 01/09/01 S/D 01/12/01	2,700 000	33 5400	165 02	87,682 50 90,394 87	2,712 37	
TOTAL ISSUE	4,700 000		285 02	152,632.50 157,429 83	4,797 33	
EL PASO ELEC CO CUSIP# 283677854 BKR NUTMEG SECURITIES T/D 06/27/01 S/D 07/02/01	6,600 000	15 0060	399 31	89,496 00 98,643 59	9,147 59	



A SUBSIDIARY OF
THE BANK OF NEW YORK COMPANY INC

DISPOSITIONS

DESCRIPTION	UNITS	GROSS PRICE	COMMISSIONS & FEES	NET COST	NET PROCEEDS	GAIN/(LOSS)	INTEREST RECEIVED
-------------	-------	-------------	--------------------	----------	--------------	-------------	-------------------

TOTAL ISSUE	6,600 000	399 31	89,496 00	98,643 59	9,147 59		
-------------	-----------	--------	-----------	-----------	----------	--	--

BNY INC CLASS 'A' NPV
CUSIP# 356108100
BKR SUN TRUST CAPITAL MKTS INC
T/D 06/05/01 S/D 06/08/01

1,400 000	1 29	27,440 00	38,521 53	11,081 53			
-----------	------	-----------	-----------	-----------	--	--	--

TOTAL ISSUE

GENPAD INC
CUSIP# 372447102
BKR HOWARD, WEIL, LABOUISSSE, FRIED-
T/D 01/17/01 S/D 01/22/01

10,400 000	10 1140	627 51	104,390 00	104,563 29	173 29		
------------	---------	--------	------------	------------	--------	--	--

TOTAL ISSUE

INFORMIX CORP COM
CUSIP# 456779107
BKR SUTRO & CO INC
T/D 02/26/01 S/D 03/01/01

10,800 000	7 0170	2 53	38,880 00	75,790 79	36,910 79		
------------	--------	------	-----------	-----------	-----------	--	--

BKR SUTRO & CO INC
T/D 02/28/01 S/D 03/05/01

14,400 000	3 37	51,840 00	100,989 95	49,149 95			
------------	------	-----------	------------	-----------	--	--	--

INTERNATIONAL MULTIFOODS CORP
CUSIP# 460043102

DISPOSITIONS

DESCRIPTION	UNITS	GROSS PRICE	COMMISSIONS & FEES	NET COST	NET PROCEEDS	GAIN/(LOSS)	INTEREST RECEIVED
-------------	-------	-------------	--------------------	----------	--------------	-------------	-------------------

T/D SIDOTI AND COMPANY LLC BKR 07/02/01 S/D 07/06/01	9,900 000	21 0640	600 96	218,790 00	207,940 56	(10,849 44)	
MAGNA SECURITIES CORPORATION 07/31/01 S/D 08/03/01	7,000 000	20 9560	424 89	154,700 00	146,273 41	(8,426 59)	
TOTAL ISSUE	16,900 000		1,025 85	373,490 00	354,213 97	(19,276 03)	
SENSORMATIC ELECTRONICS CORP CUSIP# 817265101 T/D 12/22/00 S/D 05/29/01	2,900 000			61,008 75	56,296 11	(4,712 64)	
BKR: MAGNA SECURITIES CORPORATION T/D 02/26/01 S/D 03/01/01	2,800 000	22 0020	170 06	58,905 00	61,436 10	2,531 10	
TOTAL ISSUE	5,700 000		170 06	119,913 75	117,732 21	(2,181 54)	
SENSIENT TECHNOLOGIES CORP CUSIP# 817251100 BKR MAGNA SECURITIES CORPORATION 04/20/01 S/D 04/25/01	2,500 000	18 2410	151 53	56,343 75	45,452 47	(10,891 28)	
TOTAL ISSUE	2,500 000		151 53	56,343 75	45,452 47	(10,891 28)	
STEWART & STEVENSON SVCS INC CUSIP# 860342104 BKR: BAIRD ROBERT W & CO INC T/D 12/28/00 S/D 01/03/01	3,900 000	21 9300	2 86	87,408 75	85,526 09	(1,882 66)	

Statement 11
Form 990-PF, Part IV, Line 1
Capital Gains and Losses
Daruma

DISPOSITIONS

DESCRIPTION	UNITS	GROSS PRICE	COMMISSIONS & FEES	NET COST	NET PROCEEDS	GAIN/(LOSS)	INTEREST RECEIVED
-------------	-------	-------------	--------------------	----------	--------------	-------------	-------------------

BKR BAIRD ROBERT W & CO INC
T/D 06/05/01 S/D 06/08/01

2,900 000 33 /000 3 26 64,996 25 32,731 65

BKR BAIRD ROBERT W & CO INC
T/D 06/20/01 S/D 06/25/01

1,900 000 34 2310 2 17 42,583 75 22,454 31

TOTAL ISSUE

8,700 000 8 29 194,988 75 53,303 30

UNITED NAT FOODS INC
CUSIP# 91163103

BKR TUCKER ANTHONY CLEARY GULL
T/D 06/27/01 S/D 07/02/01

1,100 000 20 0720 74 18,053 75 4,024 71

TOTAL ISSUE

1,100 000 74 18,053 75 4,024 71

WOODWARD GOVERNOR CO COM
CUSIP# 980745103

BKR BAIRD ROBERT W & CO INC
T/D 04/25/01 S/D 04/30/01

1,300 000 67 0000 2 91 51,317 50 35,779 59

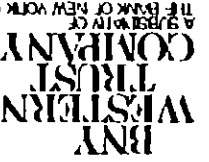
TOTAL ISSUE

1,300 000 2 91 51,317 50 35,779 59

TOTAL SALES

156,250 000 6,595 94 2,133,902 25 2,372,028 11 238,125 86

002521



DISPOSITIONS

DESCRIPTION	UNITS	GROSS PRICE	COMMISSIONS & FEES	NET COST	NET PROCEEDS	GAIN/(LOSS)	INTEREST RECEIVED
-------------	-------	-------------	--------------------	----------	--------------	-------------	-------------------

FOUTITIES
COMMON STOCK
S/A

NETHA INC
CUSIP# 008117103
BKR CASH MERGER
T/D 12/15/00 S/D 12/15/00

CANADIAN PAC LTD COM
CUSIP# 135923100
BKR CREDIT SUISSE FIRST BOSTON
T/D 01/25/01 S/D 01/30/01

DR BERS CONS MINES LTD ADR DEFD
CL 240253302
BKR DEUTSCHE BANK ALEX BROWN INC
T/D 05/14/01 S/D 05/17/01

10,000 000	35 3320	552,500 00		552,500 00	700,822 47	148,322 47	
10,000 000		552,500 00		552,500 00	700,822 47	148,322 47	
27,000 000	28 5090	628,455 00	1,915 66	628,455 00	767,835 44	139,380 44	
27,000 000		628,455 00	1,915 66	628,455 00	767,835 44	139,380 44	
43,000 000	42 7000	1,025,312 50	61 21	1,025,312 50	1,836,038 79	810,726 29	
43,000 000		1,025,312 50	61 21	1,025,312 50	1,836,038 79	810,726 29	
43,000 000		1,025,312 50	61 21	1,025,312 50	1,836,038 79	810,726 29	
80,000 000	1,976 87	2,206,267 50		2,206,267 50	3,304,696 70	1,098,429 20	

DISPOSITIONS

DESCRIPTION	UNITS	GROSS PRICE	COMMISSIONS & FEES	NET COST	NET PROCEEDS	GAIN/(LOSS)
-------------	-------	-------------	--------------------	----------	--------------	-------------

BKR CREDIT SUISSE FIRST BOSTON 04/20/01 S/D 04/25/01	45,000 000	105 6480	46,995 45	47,541 60	46,995 45	1,584 38
TOTAL ISSUE	95,000 000		98,536 95	100,593 60	98,536 95	3,277 09
QUEBEC PROV CDA 7 500 DUE 09/15/29 CUSIP# 748148QR7 ISSUED 09/15/99 BKR SALOMON BROTHERS INC T/D 02/16/01 S/D 02/22/01	105,000 000	109 5850	112,372 05	115,064 25	112,372 05	3,434 38
TOTAL ISSUE	105,000 000		112,372 05	115,064 25	112,372 05	3,434 38
SANVA BK LTD N Y BRH 7 400 DUE 06/15/11 CUSIP# 80303ZAF8 ISSUED 06/15/01 BKR GOLDMAN, SACHS & CO T/D 06/18/01 S/D 06/21/01	50,000 000	96 5290	49,597 50	48,264 50	49,597 50	61 67
TOTAL ISSUE	55,000 000	96 5290	54,557 25	53,090 95	54,557 25	67 83
MERRILL LYNCH FIXED INCOME OPS 06/19/01 S/D 06/21/01	105,000 000		104,154 75	101,355 45	104,154 75	129 50
TOTAL ISSUE	105,000 000		104,154 75	101,355 45	104,154 75	129 50
TAKEFUJI CORP 9 200 DUE 04/15/11 CUSIP# 87406DAC2 ISSUED 04/24/01 BKR SALOMON BROTHERS INC T/D 07/24/01 S/D 07/27/01	45,000 000	105 5970	44,869 05	47,518 65	44,869 05	1,069 50

DISPOSITIONS

DESCRIPTION	UNITS	GROSS PRICE	COMMISSIONS & FEES	NET COST	NET PROCEEDS	GAIN/(LOSS)
-------------	-------	-------------	--------------------	----------	--------------	-------------

BKR: SALOMON BROTHERS INC
T/D 07/31/01 S/D 08/03/01

40,000 000 107 7350

39,883 60 43,094 00

3,210 40

1,012 00

BKR: SALOMON BROTHERS INC
T/D 07/31/01 S/D 08/03/01

50,000 000 107 0600

49,854 50 53,530 00

3,675 50

1,265 00

TOTAL ISSUE

135,000 000

134,607 15 144,142 65

9,535 50

3,346 50

UNITED MEXICAN SIS M/T/N
8 375 DUE 01/14/11
CUSIP# 91080AF5 ISSUED 01/16/01
BKR: CREDIT SUISSE FIRST BOSTON
T/D 04/10/01 S/D 04/16/01

115,000 000

112,562 00 116,006 25

3,444 25

2,407 81

TOTAL ISSUE

115,000 000

112,562 00 116,006 25

3,444 25

2,407 81

YOSEMITE SECS TRUST CERT 111504
8 250 DUE 11/15/04
CUSIP# 987406AA3 ISSUED 11/18/99
BKR: MERRILL LYNCH FIXED INCOME OPS
T/D 05/01/01 S/D 05/04/01

90,000 000

104 1760

93,370 50 93,758 40

387 90

3,485 63

TOTAL ISSUE

90,000 000

93,370 50 93,758 40

387 90

3,485 63

TOTAL SALES

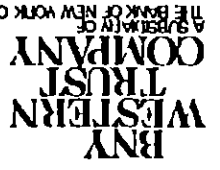
2,738,439 250

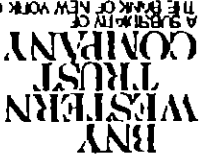
2,768,411 17 2,810,214 15

41,802 98

42,364 98

AES DRAX HLDCS LTD
10 410 DUE 12/31/20
CUSIP# 00808AAA9 ISSUED 08/02/00





002470

DISPOSITIONS

DESCRIPTION	UNITS	GROSS PRICE	COMMISSIONS & FEES	NET COST	NET PROCEEDS	GAIN/(LOSS)
-------------	-------	-------------	--------------------	----------	--------------	-------------

EXCHANGED FOR UNRESTRICTED ISSUE 1 1
T/D 04/30/01 S/D 04/30/01

100,000 000 110,165 00 0 00 110,165 00

TOTAL ISSUE

CHEFRON PHILLIPS CHEM CO LLC *PP*

7 000 DUE 03/15/11

CUSIP# 166754AA9 ISSUED 03/19/01

EXCHANGED FOR CUSIP 166754AC5

T/D 06/18/01 S/D 06/18/01

115,000 000

114,359 75 0 00 114,359 75

TOTAL ISSUE

HYDER PLC

7 375 DUE 12/15/28

CUSIP# 448699AEB8 ISSUED 12/11/98

A/C EACH OFFER TO CUSIP 92931DAE2
T/D 03/16/01 S/D 03/16/01

150,000 000

122,263 50 0 00 122,263 50

TOTAL ISSUE

MISOURCE FIN CORP

7 500 DUE 11/15/03

CUSIP# 654730AA1 ISSUED 11/14/00
BONDS EXCHANGED FROM CUSIP 654730AA1 TO
T/D 04/05/01 S/D 04/05/01

150,000 000

153,207 00 0 00 153,207 00

TOTAL ISSUE

PPL MORT LLC *PP*

8 903 DUE 07/02/20

CUSIP# 69352BAAZ ISSUED 07/20/00

150,000 000

153,207 00 0 00 153,207 00



A SUBSIDIARY OF THE BANK OF NEW YORK COMPANY INC

DISPOSITIONS

DESCRIPTION	UNITS	GROSS PRICE	COMMISSIONS & FEES	NET COST	NET PROCEEDS	GAIN/(LOSS)
-------------	-------	-------------	--------------------	----------	--------------	-------------

144A EXCHANGE TO CUSIP# 69352BAC8
T/D 04/13/01 S/D 04/13/01

80,000 000 84,076 00

0 00

ISSUE

80,000 000

84,076 00

0 00

WEST CAP EDG INC *PP*

7 900 DUE 08/15/10
CUSIP# 74913EAD2 ISSUED 08/21/00

ADJUSTMENT OF EXCHANGE OF BOND TO CUSIP 7
T/D 05/04/01 S/D 05/04/01

70,000 000

72,588 60

0 00

TOTAL ISSUE

70,000 000

72,588 60

0 00

TOTAL CAPITAL CHANGES

665,000 000

656,659 85

0 00

TOTAL OTHER BONDS

3,403,439 250

3,425,071 02

2,810,214 15

TOTAL FIXED INCOME INVESTMENTS

165,192,984 140

166,417,368 24

166,364,232 24

603,523 85

41,802 98

TERM INVESTMENTS
FIXED FUNDS & MUTUAL FUNDS

BNY HAMILTON MONEY FUND PREMIER #759
CUSIP# S99990550

T/D 12/15/00 S/D 12/15/00

9,118,885 540

9,118,885 54

9,118,885 54

DISPOSITIONS

DESCRIPTION	UNITS	GROSS PRICE	COMMISSIONS & FEES	NET COST	NET PROCEEDS	GAIN/(LOSS)
-------------	-------	-------------	--------------------	----------	--------------	-------------

T/D	12/18/00	S/D	12/18/00	14,107,265 910	14,107,265 91	14,107,265 91
12/19/00	S/D	12/19/00	4,856,095 610	4,856,095 61	4,856,095 61	4,856,095 61
T/D	12/20/00	S/D	12/20/00	76,639 210	76,639 21	76,639 21
T/D	12/22/00	S/D	12/22/00	2,205,660 420	2,205,660 42	2,205,660 42
T/D	12/26/00	S/D	12/26/00	101,168 930	101,168 93	101,168 93
T/D	12/28/00	S/D	12/28/00	350,000 000	350,000 00	350,000 00
T/D	01/04/01	S/D	01/04/01	33,795 750	33,795 75	33,795 75
T/D	01/08/01	S/D	01/08/01	1,703,018 000	1,703,018 00	1,703,018 00
01/10/01	S/D	01/10/01	349,739 660	349,739 66	349,739 66	349,739 66
T/D	01/12/01	S/D	01/12/01	399,842 950	399,842 95	399,842 95
T/D	01/16/01	S/D	01/16/01	5,856,178 630	5,856,178 63	5,856,178 63
T/D	01/18/01	S/D	01/18/01	581,199 540	581,199 54	581,199 54

DISPOSITIONS

DESCRIPTION	UNITS	GROSS PRICE	COMMISSIONS & FEES	NET COST	NET PROCEEDS	GAIN/(LOSS)
-------------	-------	-------------	--------------------	----------	--------------	-------------

T/D 01/19/01	S/D 01/19/01	1,328,181	53	1,328,181	53	
T/D 01/22/01	S/D 01/22/01	876,567	09	876,567	09	
T/D 01/22/01	S/D 01/22/01	336,899	25	336,899	25	
T/D 01/23/01	S/D 01/23/01	204,084	55	204,084	55	
T/D 01/23/01	S/D 01/23/01	948,043	39	948,043	39	
T/D 01/24/01	S/D 01/24/01	161,125	97	161,125	97	
T/D 01/24/01	S/D 01/24/01	173,764	07	173,764	07	
T/D 01/26/01	S/D 01/26/01	5,431	66	5,431	66	
T/D 01/29/01	S/D 01/29/01	2,170	14	2,170	14	
T/D 01/30/01	S/D 01/30/01	259,221	43	259,221	43	
T/D 02/01/01	S/D 02/01/01	270,883	92	270,883	92	
T/D 02/02/01	S/D 02/02/01	320,000	00	320,000	00	

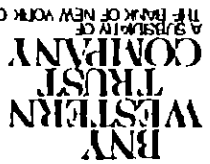
DISPOSITIONS

DESCRIPTION	UNITS	GROSS PRICE	COMMISSIONS & FEES	NET COST	NET PROCEEDS	GAIN/(LOSS)
-------------	-------	-------------	--------------------	----------	--------------	-------------

T/D	02/05/01	S/D	02/05/01	77,607	63	77,607	63
T/D	02/06/01	S/D	02/06/01	229,577	37	229,577	37
T/D	02/07/01	S/D	02/07/01	66,386	88	66,386	88
T/D	02/12/01	S/D	02/12/01	2,462,095	12	2,462,095	12
T/D	02/12/01	S/D	02/12/01	915,304	06	915,304	06
T/D	02/13/01	S/D	02/13/01	944,135	13	944,135	13
T/D	02/16/01	S/D	02/16/01	17,610	89	17,610	89
T/D	02/20/01	S/D	02/20/01	17,487	54	17,487	54
T/D	02/22/01	S/D	02/22/01	107,776	01	107,776	01
T/D	02/23/01	S/D	02/23/01	592,343	36	592,343	36
T/D	02/26/01	S/D	02/26/01	84,879	64	84,879	64
T/D	02/28/01	S/D	02/28/01	300,000	00	300,000	00

002474

Statement 11
Form 990-PF, Part IV, Line 1
Capital Gains and Losses
SEIX



DISPOSITIONS

DESCRIPTION	UNITS	GROSS PRICE	COMMISSIONS & FEES	NET COST	NET PROCEEDS	GAIN/(LOSS)
-------------	-------	-------------	--------------------	----------	--------------	-------------

T/D	02/28/01	S/D	02/28/01	669,990	930	669,990	93
T/D	03/01/01	S/D	03/01/01	332,131	610	332,131	61
T/D	03/02/01	S/D	03/02/01	63,501	410	63,501	41
T/D	03/05/01	S/D	03/05/01	3,897,500	000	3,897,500	00
T/D	03/06/01	S/D	03/06/01	19,867	110	19,867	11
T/D	03/08/01	S/D	03/08/01	7,909	930	7,909	93
T/D	03/08/01	S/D	03/08/01	307,439	300	307,439	30
T/D	03/09/01	S/D	03/09/01	152,893	070	152,893	07
T/D	03/13/01	S/D	03/13/01	1,751,678	730	1,751,678	73
●	03/14/01	S/D	03/14/01	171,392	290	171,392	29
T/D	03/19/01	S/D	03/19/01	27,607	800	27,607	80
T/D	03/23/01	S/D	03/23/01	155,690	620	155,690	62

DISPOSITIONS

DESCRIPTION	UNITS	GROSS PRICE	COMMISSIONS & FEES	NET COST	NET PROCEEDS	GAIN/(LOSS)
-------------	-------	-------------	--------------------	----------	--------------	-------------

T/D	03/23/01	S/D	03/23/01	267,563 08	267,563 08	267,563 08
T/D	03/27/01	S/D	03/27/01	29,766 40	29,766 40	29,766 40
T/D	03/29/01	S/D	03/29/01	30,081 26	30,081 26	30,081 26
T/D	03/29/01	S/D	03/29/01	125,000 00	125,000 00	125,000 00
T/D	03/29/01	S/D	03/29/01	64,986 40	64,986 40	64,986 40
T/D	03/30/01	S/D	03/30/01	1,363 66	1,363 66	1,363 66
T/D	03/30/01	S/D	03/30/01	300,000 00	300,000 00	300,000 00
T/D	04/02/01	S/D	04/02/01	35,568 55	35,568 55	35,568 55
●	04/03/01	S/D	04/03/01	15,479 55	15,479 55	15,479 55
T/D	04/04/01	S/D	04/04/01	114,000 40	114,000 40	114,000 40
T/D	04/09/01	S/D	04/09/01	32,879 87	32,879 87	32,879 87
T/D	04/10/01	S/D	04/10/01	53,942 25	53,942 25	53,942 25

Statement 11
Form 990-PF, Part IV, Line 1
Capital Gains and Losses
SEIX

DISPOSITIONS

DESCRIPTION	UNITS	GROSS PRICE	COMMISSIONS & FEES	NET COST	NET PROCEEDS	GAIN/(LOSS)
-------------	-------	-------------	--------------------	----------	--------------	-------------

T/D	04/12/01	S/D	04/12/01	638,436 410	638,436 41	638,436 41
T/D	04/16/01	S/D	04/16/01	17,383 010	17,383 01	17,383 01
T/D	04/16/01	S/D	04/16/01	1,363,996 960	1,363,996 96	1,363,996 96
T/D	04/17/01	S/D	04/17/01	39,026 480	39,026 48	39,026 48
T/D	04/19/01	S/D	04/19/01	1,719,672 890	1,719,672 89	1,719,672 89
T/D	04/19/01	S/D	04/19/01	26,993 570	26,993 57	26,993 57
T/D	04/23/01	S/D	04/23/01	371,906 680	371,906 68	371,906 68
T/D	04/24/01	S/D	04/24/01	6,854 690	6,854 69	6,854 69
T/D	04/24/01	S/D	04/24/01	20,231 570	20,231 57	20,231 57
T/D	04/26/01	S/D	04/26/01	110,465 760	110,465 76	110,465 76
T/D	04/30/01	S/D	04/30/01	314,620 270	314,620 27	314,620 27
T/D	05/02/01	S/D	05/02/01	234,186 770	234,186 77	234,186 77

Statement 11
Form 990-PF, Part IV, Line 1
Capital Gains and Losses
SEIX

DISPOSITIONS

DESCRIPTION	UNITS	GROSS PRICE	COMMISSIONS & FEES	NET COST	NET PROCEEDS	GAIN/(LOSS)
-------------	-------	-------------	--------------------	----------	--------------	-------------

T/D	05/03/01	S/D	05/03/01	725,157	720	725,157	72
T/D	05/04/01	S/D	05/04/01	114,076	370	114,076	37
T/D	05/07/01	S/D	05/07/01	722,538	730	722,538	73
T/D	05/14/01	S/D	05/14/01	942,332	800	942,332	80
T/D	05/16/01	S/D	05/16/01	535,957	410	535,957	41
T/D	05/22/01	S/D	05/22/01	24,319	490	24,319	49
T/D	05/24/01	S/D	05/24/01	493,429	620	493,429	62
T/D	05/30/01	S/D	05/30/01	695,341	700	695,341	70
T/D	05/30/01	S/D	05/30/01	221,819	580	221,819	58
T/D	05/30/01	S/D	05/30/01	451,034	120	451,034	12
T/D	05/31/01	S/D	05/31/01	193,839	840	193,839	84
T/D	06/01/01	S/D	06/01/01	133,454	930	133,454	93

Statement 11
Form 990-PF, Part IV, Line 1
Capital Gains and Losses
SEIX

BNY
WESTERN
TRUST
COMPANY
A DIVISION OF
THE BANK OF NEW YORK COMPANY, INC.

DISPOSITIONS

DESCRIPTION	UNITS	GROSS PRICE	COMMISSIONS & FEES	NET COST	NET PROCEEDS	GAIN/(LOSS)
-------------	-------	-------------	--------------------	----------	--------------	-------------

T/D 06/04/01	S/D	06/04/01	15,738 42	15,738 42	15,738 42	
T/D 06/05/01	S/D	06/05/01	357,032 56	357,032 56	357,032 56	
T/D 06/13/01	S/D	06/13/01	1,727,296 88	1,727,296 88	1,727,296 88	
T/D 06/14/01	S/D	06/14/01	120,221 48	120,221 48	120,221 48	
T/D 06/18/01	S/D	06/18/01	405,909 00	405,909 00	405,909 00	
T/D 06/19/01	S/D	06/19/01	45,229 41	45,229 41	45,229 41	
T/D 06/20/01	S/D	06/20/01	108,381 88	108,381 88	108,381 88	
T/D 06/26/01	S/D	06/26/01	117,049 31	117,049 31	117,049 31	
T/D 06/27/01	S/D	06/27/01	366,135 91	366,135 91	366,135 91	
T/D 06/28/01	S/D	06/28/01	197,812 27	197,812 27	197,812 27	
T/D 06/29/01	S/D	06/29/01	499,477 63	499,477 63	499,477 63	
T/D 06/29/01	S/D	06/29/01	1,093,833 74	1,093,833 74	1,093,833 74	

Statement 11
Form 990-PF, Part IV, Line 1
Capital Gains and Losses
SEIX

DISPOSITIONS

DESCRIPTION	UNITS	GROSS PRICE	COMMISSIONS & FEES	NET COST	NET PROCEEDS	GAIN/(LOSS)
-------------	-------	-------------	--------------------	----------	--------------	-------------

T/D	07/02/01	S/D	07/02/01	335,249	720	335,249	72
T/D	07/03/01	S/D	07/03/01	278,447	320	278,447	32
T/D	07/05/01	S/D	07/05/01	895,387	74	895,387	74
T/D	07/12/01	S/D	07/12/01	40,590	80	40,590	80
T/D	07/16/01	S/D	07/16/01	863,404	11	863,404	11
T/D	07/17/01	S/D	07/17/01	588,150	55	588,150	55
T/D	07/18/01	S/D	07/18/01	1,688	67	1,688	67
T/D	07/24/01	S/D	07/24/01	230,440	88	230,440	88
T/D	07/25/01	S/D	07/25/01	8,191	11	8,191	11
T/D	07/27/01	S/D	07/27/01	340,065	90	340,065	90
T/D	07/30/01	S/D	07/30/01	13,740	09	13,740	09
TOTAL ISSUE				77,835,853	750	77,835,853	75
TOTAL SALES				77,835,853	750	77,835,853	75

002680

Statement 11
Form 990-PF, Part IV, Line 1
Capital Gains and Losses
SEIX



A SUBSIDIARY OF
THE BANK OF NEW YORK COMPANY, INC.

DISPOSITIONS

DESCRIPTION	UNITS	GROSS PRICE	COMMISSIONS & FEES	NET COST	NET PROCEEDS	GAIN/(LOSS)
-------------	-------	-------------	--------------------	----------	--------------	-------------

TOTAL POOLED FUNDS & MUTUAL FUNDS		77,835,853 75		77,835,853 75		
U S TREASURIES						
U S TREASURY BILLS						
DUE 07/26/01						
CUSTP# 912795HD6 ISSUED 01/25/01						
SBC WARBURG DILLON READ INC						
BKR						
T/D 05/02/01 S/D 05/07/01						
600,000 000	99 1640	594,708 00		594,984 00		276 00
BKR LEHMAN-LBI						
T/D 05/11/01 S/D 05/16/01						
120,000 000	99 2810	118,941 60		118,274 70		(666 90)
BKR GOLDMAN, SACHS & CO						
T/D 05/11/01 S/D 05/16/01						
400,000 000	99 2820	396,472 00		397,128 84		656 84
BKR MERRILL LYNCH GOVERNMENT						
T/D 05/22/01 S/D 05/25/01						
530,000 000	99 3990	525,325 40		526,816 69		1,491 29
GOLDMAN, SACHS & CO						
T/D 06/29/01 S/D 07/02/01						
500,000 000		495,590 00		498,943 17		3,353 17
T/D 07/26/01 S/D 07/26/01						
500,000 000	100 0000	496,799 50		491,105 12		(5,694 38)
TOTAL ISSUE		2,650,000 000		2,627,836 50		(583 98)
TOTAL SALES		2,650,000 000		2,627,836 50		(583 98)

Statement 11
Form 990-PF, Part IV, Line 1
Capital Gains and Losses
SEIX

DISPOSITIONS

DESCRIPTION	UNITS	GROSS PRICE	COMMISSIONS & FEES	NET COST	NET PROCEEDS	GAIN/(LOSS)
-------------	-------	-------------	--------------------	----------	--------------	-------------

TOTAL U S TREASURIES	2,650,000 000	2,627,836 50		2,627,252 52		(583 98)
----------------------	---------------	--------------	--	--------------	--	----------

SHORT TERM INVESTMENTS	80,485,853 750	80,463,690 25		80,463,106 27		(583 98)
------------------------	----------------	---------------	--	---------------	--	----------

ACCOUNT TOTAL DISPOSITIONS	245,678,837 890	246,881,058 49	136 30	246,827,338 51		602,939 87
----------------------------	-----------------	----------------	--------	----------------	--	------------

TOTAL PAYDOWNS		2,013,656 62		1,996,794 51		(16,862 11)
----------------	--	--------------	--	--------------	--	-------------

NET DISPOSITIONS						586,078
------------------	--	--	--	--	--	---------

12-21-82

Statement 11
Form 990-PF, Part IV, Line 1
Capital Gains and Losses
SEIX

ACQUISITIONS

DESCRIPTION	UNITS	FX RATE	GROSS PRICE LOCAL/ COMM & FEES LOCAL	PRINCIPAL LOCAL/BASE	INCOME LOCAL/BASE	TOTAL COST LOCAL/BASE	GAIN/(LOSS) IN BASE DUE TO CURRENCY
-------------	-------	---------	---	-------------------------	----------------------	--------------------------	---

ACCOUNT TOTAL FREE RECEIVE OF SECURITIES
141,975 000

ACCOUNT TOTAL FREE RECEIVE
141,975 000

ACCOUNT TOTAL SECURITY ACQUISITIONS
33,086,201 440

ACCOUNT TOTAL FOREIGN EXCHANGE

ACCOUNT TOTAL ACQUISITIONS
33,086,201 440

ACCOUNT TOTAL GAIN/LOSS ON CURRENCY CONVERSION

99,296,499 10	373,771 06	373,771 06	99,650,958 11	(49,548 38)
36,474,506 52	373,771 06	36,828,965 53	(19,312 05)	
62,821,992 58	0 00	62,821,992 58	(30,236 33)	
0 00	0 00	1,359,988 84		
0 00	0 00	1,359,988 84		



DISPOSITIONS

001828

DESCRIPTION UNITS	FX RATE	GROSS PRICE LOCAL/COMB & FEES LOCAL	PRINCIPAL LOCAL/BASE	INCOME LOCAL/BASE	BOOK VALUE LOCAL/BASE	PRINCIPAL IN BASE DUE TO GAIN/(LOSS) MARKET/CURRENCY/NET
-------------------	---------	-------------------------------------	----------------------	-------------------	-----------------------	--

AUSTRALIA/AUSTRALIAN DOLLAR

CASH

AS OF FOREIGN EXCHANGE

AUSTRALIAN DOLLAR

FOR U S DOLLARS

BKR: BANK OF NEW YORK

TRN: 010219-500053-000 ; ES /701

1 8954

T/D: 19 FEB 01 S/D 22 FEB 01 V/D 22 FEB 01

0 00

546,520 38
288,344 15

0 00

546,520 38
289,439 88

0 00
(1,095 73)
(1,095 73)

FOR U S DOLLARS

TRN 010223-000534-506 ES /701

2 0450

T/D: 23 MAR 01 S/D: 27 MAR 01 V/D: 27 MAR 01

0 00

0 00

8,400 00
4,107 60

8,400 00
4,107 60

0 00
0 00
0 00

FOR U S DOLLARS

BKR: BANK OF NEW YORK

TRN: 010404-122802-000 ; ES /701

2 0387

T/D: 03 APR 01 S/D 03 APR 01 V/D: 03 APR 01

0 00

10,370 00
5,086 48

0 00

10,370 00
5,065 70

0 00
20 78
20 78

FOR U S DOLLARS

TRN: 010322-000843-507 ES /701

2 0202

T/D: 12 APR 01 S/D: 16 APR 01 V/D: 16 APR 01

0 00

0 00

8,415 00
4,165 43

8,415 00
4,165 43

0 00
0 00
0 00

FOR U S DOLLARS

TRN: 010322-000789-507 ; ES /701

2 0202

T/D 12 APR 01 S/D: 16 APR 01 V/D 16 APR 01

0 00

0 00

3,850 00
1,905 75

3,850 00
1,905 75

0 00
0 00
0 00

Statement 11
Form 990-PF, Part IV, Line 1
Capital Gains and Losses
Glenmede Trust

DISPOSITIONS

DESCRIPTION UNITS	FX RATE	GROSS PRICE LOCAL/	PRINCIPAL LOCAL/BASE	INCOME LOCAL/BASE	BOOK VALUE PRINCIPAL LOCAL/BASE	GAIN/(LOSS) IN BASE DUE TO MARKET/CURRENCY/NET
-------------------	---------	--------------------	----------------------	-------------------	---------------------------------	--

AUSTRALIA/AUSTRALIAN DOLLAR (CONTINUED)

U S DOLLARS BKR BANK OF NEW YORK TRN 010419-500970-000 ES /701 1 9535	T/D 19 APR 01 S/D 24 APR 01 V/D 24 APR 01	0 00	597,260 84	0 00	597,260 84	0 00
FOR U S DOLLARS TRN 010601-001304-512 ES /701 1 9802	T/D 02 JUL 01 S/D 05 JUL 01 V/D 05 JUL 01	0 00	6,292 00	3,177 46	6,292 00	0 00
TOTAL ISSUE		0 000	1,154,151 22	13,356 24	1,181,108 22	0 00
TOTAL SALES OF FOREIGN EXCHANGE		0 000	1,154,151 22	13,356 24	1,181,108 22	0 00
CASH		0 000	1,154,151 22	13,356 24	1,181,108 22	0 00

WESTPAC BANKING CO SEDOL # 6076146 BKR HERRILL LYNCH PFS NEW YORK TRN 010219-013006-200 SE /701 1 8882	T/D 19 FEB 01 S/D 22 FEB 01 V/D 22 FEB 01	13 752	546,520 38	289,439 88	540,548 00	3,163 00
SALES EQUITY INVESTMENTS COMMON STOCK						
TOTAL SALES OF FOREIGN EXCHANGE		13 752	546,520 38	289,439 88	540,548 00	3,163 00
CASH		13 752	546,520 38	289,439 88	540,548 00	3,163 00

Statement 1
Form 990-PF, Part IV, Line 1
Capital Gains and Losses
Glenmede Trust

(2,827 22)
(5,990 22)



DISPOSITIONS

A SUBSIDIARY OF THE BANK OF NEW YORK COMPANY INC

DESCRIPTION	UNITS	FX RATE	GROSS PRICE LOCAL/ COM & FEES LOCAL	PRINCIPAL LOCAL/BASE	INCOME LOCAL/BASE	LOCAL/BASE PRINCIPAL	BOOK VALUE PRINCIPAL	GAIN/(LOSS) IN BASE DUE TO MARKET/CURRENCY/NET
-------------	-------	---------	--	-------------------------	----------------------	-------------------------	-------------------------	--

AUSTRALIA/AUSTRALIAN DOLLAR (CONTINUED)

TOTAL ISSUE	40,000 000			546,520 38	0 00	540,548 00	3,163 00	(5,990 22) (2,827 22)
FOSTERS GROUP LIM1 SEDOL # 6349268 BKR J B HERE AND SON INC NEW YORK TRN: 010420-012267-200 SE /701 120,000 000 1 9658 5 004 T/D, 19 APR 01 S/D, 24 APR 01 V/D 24 APR 01								
TOTAL ISSUE	120,000 000			597,260 84	0 00	554,017 59	21,997 79	4,275 91 (17,721 88)
TOTAL SALES	160,000 000			1,143,781 22	0 00	1,094,565 59	25,160 79	1,448 69 (23,712 10)
BROKEN HILL PROP B VOL # 6372907 ASSET SWING/ISIN AMENDMENT TRN: 010717-153447-000 DE /704 25,775 000 1 9249 T/D, 13 JUL 01 S/D 16 JUL 01 V/D, 16 JUL 01								
TOTAL ISSUE	25,775 000			0 00	0 00	523,631 13	0 00	0 00
TOTAL TRANSFER OF INV DISPOSITIONS	25,775 000		0 00	0 00	0 00	523,631 13	0 00	0 00

Statement 11
Form 990-PF, Part IV, Line 1
Capital Gains and Losses
Glenmede Trust

0 00	0 00	0 00	0 00	0 00	0 00	272,030 30	0 00	0 00
0 00	0 00	0 00	0 00	0 00	0 00	523,631 13	0 00	0 00
0 00	0 00	0 00	0 00	0 00	0 00	272,030 30	0 00	0 00
0 00	0 00	0 00	0 00	0 00	0 00	523,631 13	0 00	0 00

DISPOSITIONS

BOOK VALUE	PRINCIPAL	INCOME	LOCAL/BASE	PRINCIPAL	LOCAL/BASE	GROSS PRICE LOCAL/ COMM & FEES LOCAL	FX RATE	DESCRIPTION	UNITS
------------	-----------	--------	------------	-----------	------------	---	---------	-------------	-------

AUSTRALIA/AUSTRALIAN DOLLAR (CONTINUED)

25,160 79	1,618,196 72	863,847 33	0 00	1,143,781 22	593,265 72	185,775 000		TOTAL COMMON STOCK	185,775 000
1,448 69									
25,160 79	1,618,196 72	863,847 33	0 00	1,143,781 22	593,265 72	185,775 000		TOTAL EQUITY INVESTMENTS	185,775 000
1,448 69									
25,160 79	1,618,196 72	863,847 33	0 00	1,143,781 22	593,265 72	185,775 000		TOTAL FREE DELIVERY OF SECURITIES	25,775 000
0 00									
25,160 79	1,618,196 72	863,847 33	0 00	1,143,781 22	593,265 72	185,775 000		TOTAL FREE DELIVER	25,775 000
0 00									
25,160 79	1,618,196 72	863,847 33	0 00	1,143,781 22	593,265 72	185,775 000		TOTAL SECURITIES DISPOSITION	160,000 000
1,448 69									
25,160 79	1,618,196 72	863,847 33	0 00	1,143,781 22	593,265 72	185,775 000		TOTAL FOREIGN EXCHANGE	0 000
0 00									
25,160 79	1,618,196 72	863,847 33	0 00	1,143,781 22	593,265 72	185,775 000		TOTAL DISPOSITIONS	160,000 000
1,448 69									
25,160 79	1,618,196 72	863,847 33	0 00	1,143,781 22	593,265 72	185,775 000		GAIN/LOSS ON CURRENCY CONVERSION	5,152 74
2,285 77									

**BNY
WESTERN
TRUST
COMPANY**
A SUBSIDIARY OF
THE BANK OF NEW YORK COMPANY INC

DISPOSITIONS

DESCRIPTION	UNITS	FX RATE	GROSS PRICE LOCAL/ COMH & FEES LOCAL	PRINCIPAL LOCAL/BASE	INCOME LOCAL/BASE	BOOK VALUE PRINCIPAL LOCAL/BASE	GAIN/(LOSS) IN BASE DUE TO MARKET/CURRENCY/NET
-------------	-------	---------	---	-------------------------	----------------------	---------------------------------------	--

DENMARK/DANISH KRONE

CASH

S OF FOREIGN EXCHANGE

DANISH KRONA

FOR U S DOLLARS

BKR, BANK OF NEW YORK

TRN: 010430-105646-000

ES /701

B 3365

T/D: 27 APR 01 S/D 27 APR 01 V/D: 27 APR 01

0 00

0 00

64,664 32

64,664 32

0 00

0 00

0 00

FOR U S DOLLARS

TRN 010411-001485-512

ES /701

B 4255

T/D 02 MAY 01 S/D 04 MAY 01 V/D 04 MAY 01

0 00

0 00

55,944 00

55,944 00

0 00

0 00

0 00

TOTAL ISSUE

0 000

TOTAL CASH

0 000

TOTAL FOREIGN EXCHANGE

0 000

TOTAL FOREIGN EXCHANGE

0 000

0 00

0 00

120,608 32

120,608 32

0 00

0 00

0 00

0 00

0 00

0 00

0 00

0 00

0 00

0 00

0 00

0 00

0 00

Statement 11
Form 990-PF, Part IV, Line 1
Capital Gains and Losses
Glenmede Trust

DISPOSITIONS

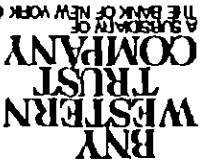
DESCRIPTION	UNITS	FX RATE	GROSS PRICE LOCAL/ COMM & FEES LOCAL	PRINCIPAL LOCAL/BASE	INCOME LOCAL/BASE	BOOK VALUE PRINCIPAL LOCAL/BASE	GAIN/(LOSS) IN BASE DUE TO MARKET/CURRENCY/NET
-------------	-------	---------	---	-------------------------	----------------------	---------------------------------------	--

DENMARK/DANISH KRONE (CONTINUED)

TOTAL DISPOSITIONS

0 00	0 00	0 00	0 00	0 00	120,608 32	14,396 61	120,608 32
0 00	0 00	0 00	0 00	0 00	120,608 32	14,396 61	120,608 32
0 00	0 00	0 00	0 00	0 00	120,608 32	14,396 61	120,608 32

GAIN/LOSS ON CURRENCY CONVERSION



DISPOSITIONS

DESCRIPTION	UNITS	FX RATE	GROSS PRICE LOCAL/ COMM & FEES LOCAL	LOCAL/BASE PRINCIPAL	LOCAL/BASE INCOME	LOCAL/BASE PRINCIPAL	BOOK VALUE	GAIN/(LOSS) IN BASE DUE TO MARKET/CURRENCY/NET
-------------	-------	---------	---	-------------------------	----------------------	-------------------------	------------	--

EURODOLLAR MARKET/EURO CURRENCY

CASH

ES OF FOREIGN EXCHANGE

EURO

FOR U S DOLLARS BKR: BANK OF NEW YORK TRN: 001220-500884-000 : FS /701 1 1052	T/D 20 DEC 00 S/D 27 DEC 00 V/D 27 DEC 00	0 00	42,619 81	38,562 40	0 00	42,619 81	42,619 81	37,537 50
FOR U S DOLLARS BKR: BANK OF NEW YORK TRN: 010105-093615-000 FS /701 1 0846	T/D: 29 DEC 00 S/D 04 JAN 01 V/D: 04 JAN 01	0 00	0 00	1,922 08	1,772 16	1,922 08	1,922 08	1,772 16
FOR U S DOLLARS TRN: 001214-001372-508 : FS /701 1 0846	02 JAN 01 S/D 04 JAN 01 V/D 04 JAN 01	0 00	0 00	6,100 80	5,624 94	6,100 80	6,100 80	5,624 94
FOR U S DOLLARS TRN: 001227-002077-507 : FS /701 1 0661	T/D 11 JAN 01 S/D 16 JAN 01 V/D 16 JAN 01	0 00	0 00	2,866 72	2,688 98	2,866 72	2,866 72	2,688 98
FOR U S DOLLARS BKR: BANK OF NEW YORK TRN 010206-500751-000 : FS /701 1 0776	T/D: 06 FEB 01 S/D 09 FEB 01 V/D: 09 FEB 01	0 00	129,186 28	119,884 87	0 00	129,186 28	129,186 28	120,347 75

(462 88)
0 00

0 00
0 00
0 00

0 00
0 00
0 00

0 00
0 00
0 00

0 00
1,024 90
1,024 90

Statement 11
Form 990-PF, Part IV, Line 1
Capital Gains and Losses
Glenmede Trust

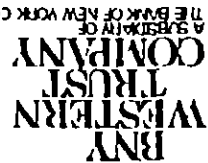
DISPOSITIONS

DESCRIPTION	FX RATE	GROSS PRICE LOCAL	LOCAL/BASE PRINCIPAL	LOCAL/BASE INCOME	LOCAL/BASE PRINCIPAL	BOOK VALUE	GAIN/(LOSS)	IN BASE DUE TO	MARKET/CURRENCY/NET
-------------	---------	-------------------	----------------------	-------------------	----------------------	------------	-------------	----------------	---------------------


EURODOLLAR MARKET/EURO CURRENCY (CONTINUED)

FOR U S DOLLARS BKR BANK OF NEW YORK TRN 010214-500866-000 ES /701 1 0905	T/D 14 FEB 01 S/D 20 FEB 01 V/D 20 FEB 01	0 00	82,700 37	0 00	76,093 75	82,700 37	0 00	(257 51)	(257 51)
FOR U S DOLLARS BKR BANK OF NEW YORK TRN 010223-500947-000 ES /701 1 0911	T/D 23 FEB 01 S/D 28 FEB 01 V/D 28 FEB 01	0 00	60,906 03	0 00	55,820 38	60,906 03	0 00	0 00	469 00
FOR U S DOLLARS BKR BANK OF NEW YORK TRN 010223-500268-000 ES /701 1 1046	T/D 23 FEB 01 S/D 28 FEB 01 V/D 28 FEB 01	0 00	270,855 95	0 00	246,153 82	270,855 95	0 00	0 00	(947 93)
FOR U S DOLLARS BKR BANK OF NEW YORK TRN 010226-501008-000 ES /701 1 1005	T/D 26 FEB 01 S/D 01 MAR 01 V/D 01 MAR 01	0 00	163,858 94	0 00	148,898 62	163,858 94	0 00	0 00	(175 51)
FOR U S DOLLARS BKR BANK OF NEW YORK TRN 010319-500774-000 ES /701 1 1143	T/D 19 MAR 01 S/D 22 MAR 01 V/D 22 MAR 01	0 00	95,768 08	0 00	85,942 27	95,768 08	0 00	0 00	(41 89)

Statement 11
Form 990-PF, Part IV, Line 1
Capital Gains and Losses
Glenmede Trust



DISPOSITIONS



A SUBSIDIARY OF
THE BANK OF NEW YORK CORP NY NY

DESCRIPTION	UNITS	FX RATE	GROSS PRICE LOCAL/	COM & FEES LOCAL	PRINCIPAL LOCAL/BASE	INCOME LOCAL/BASE	BOOK VALUE LOCAL/BASE	PRINCIPAL GAIN/(LOSS) IN BASE DUE TO MARKET/CURRENCY/NET
-------------	-------	---------	--------------------	------------------	----------------------	-------------------	-----------------------	--

EURODOLLAR MARKET/EURO CURRENCY (CONTINUED)

FOR U S DOLLARS BANK OF NEW YORK 010406-102717-000 ; FS /701 1 1448	T/D: 05 APR 01 S/D 05 APR 01 V/D 05 APR 01	0 00	1,994 24	1,741 97	0 00	1,783 15	0 00	(41 18)
FOR U S DOLLARS 010329-002106-506 ; FS /701 1 1361	T/D 12 APR 01 S/D 16 APR 01 V/D 16 APR 01	0 00	5,076 00	4,467 90	5,076 00	4,467 90	0 00	0 00
FOR U S DOLLARS 010227-004484-519 ; FS /701 1 1236	T/D: 26 APR 01 S/D 30 APR 01 V/D 30 APR 01	0 00	6,312 50	5,618 12	6,312 50	5,618 12	0 00	0 00
FOR U S DOLLARS 010406-002968-512 ; FS /701 1 1217	T/D: 27 APR 01 S/D 01 MAY 01 V/D 01 MAY 01	0 00	5,595 50	4,988 39	5,595 50	4,988 39	0 00	0 00
FOR U S DOLLARS 010424-005658-503 ; FS /701 1 1325	T/D: 02 MAY 01 S/D 04 MAY 01 V/D 04 MAY 01	0 00	11,338 25	10,011 68	11,338 25	10,011 68	0 00	0 00
FOR U S DOLLARS BANK OF NEW YORK 010504-500759-000 ; FS /701 1 1088	T/D: 04 MAY 01 S/D 09 MAY 01 V/D 09 MAY 01	0 00	269,005 88	242,616 40	0 00	269,005 88	0 00	0 00

Statement 11
Form 990-PF, Part IV, Line 1
Capital Gains and Losses
Glenmede Trust

1,773 02
1,773 02
0 00



A SUBSIDIARY OF
THE BANK OF NEW YORK COMPANY INC

001857

DISPOSITIONS

DESCRIPTION UNITS	FX RATE	GROSS PRICE LOCAL/ COM & FEES LOCAL	PRINCIPAL LOCAL/BASE	INCOME LOCAL/BASE	BOOK VALUE LOCAL/BASE	PRINCIPAL IN BASE DUE TO MARKET/CURRENCY/NET GAIN/(LOSS)
-------------------	---------	-------------------------------------	----------------------	-------------------	-----------------------	--

EURDOLLAR MARKET/EURO CURRENCY (CONTINUED)

FOR U S DOLLARS TRN 010416-001154-512 FS /701 I 1299	T/D 07 MAY 01 S/D 09 MAY 01 V/D 09 MAY 01	0 00	0 00	2,448 00	2,166 48	2,448 00
FOR U S DOLLARS TRN 010416-000777-502 FS /701 I 1299	T/D 07 MAY 01 S/D 09 MAY 01 V/D 09 MAY 01	0 00	0 00	9,240 00	8,177 40	9,240 00
FOR U S DOLLARS TRN 010420-003761-504 FS /701 I 1396	T/D 11 MAY 01 S/D 15 MAY 01 V/D 15 MAY 01	0 00	0 00	5,460 00	4,791 15	5,460 00
FOR U S DOLLARS TRN 010510-000688-500 FS /701 I 1481	T/D 14 MAY 01 S/D 16 MAY 01 V/D 16 MAY 01	0 00	0 00	6,750 00	5,879 25	6,750 00
FOR U S DOLLARS TRN 010425-001871-511 FS /701 I 1474	T/D 15 MAY 01 S/D 17 MAY 01 V/D 17 MAY 01	0 00	0 00	6,000 00	5,229 00	6,000 00
FOR U S DOLLARS TRN 010618-095952-000 FS /701 I 1891	T/D 15 MAY 01 S/D 17 MAY 01 V/D 17 MAY 01	0 00	0 00	720 00	605 52	720 00

Statement 11
Form 990-PF, Part IV, Line 1
Capital Gains and Losses
Glenmede Trust

(16 71)
(16 71)

0 00
0 00
0 00

0 00
0 00
0 00

0 00
0 00
0 00

0 00
0 00
0 00

0 00
0 00
0 00



DISPOSITIONS

A SUBSIDIARY OF
THE BANK OF NEW YORK COMPANY INC

DESCRIPTION UNITS	FX RATE	GROSS PRICE LOCAL/ COMM & FEES LOCAL	PRINCIPAL LOCAL/BASE	INCOME LOCAL/BASE	BOOK VALUE LOCAL/BASE	PRINCIPAL IN BASE DUE TO GAIN/(LOSS) MARKET/CURRENCY/NET
-------------------	---------	--------------------------------------	----------------------	-------------------	-----------------------	--

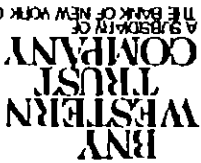
EURODOLLAR MARKET/EURO CURRENCY (CONTINUED)

FOR U S DOLLARS TRN: 010426-000811-512 FS /701 1 1448	T/D 17 MAY 01 S/D 21 MAY 01 V/D 21 MAY 01	0 00	9,134 98	7,979 40	9,134 98	0 00 0 00 0 00
FOR U S DOLLARS TRN 010430-002666-511 FS /701 1 1455	T/D 21 MAY 01 S/D 23 MAY 01 V/D 23 MAY 01	0 00	1,766 20	1,541 89	1,766 20	0 00 0 00 0 00
FOR U S DOLLARS TRN: 010430-002010-512 FS /701 1 1455	T/D 21 MAY 01 S/D 23 MAY 01 V/D 23 MAY 01	0 00	5,764 84	5,032 70	5,764 84	0 00 0 00 0 00
FOR U S DOLLARS BKR, BANK OF NEW YORK TRN 010601-165108-000 FS /701 1 1703	T/D 25 MAY 01 S/D 29 MAY 01 V/D 29 MAY 01	0 00	4,411 06	0 00	4,411 06	0 00 18 87 18 87
FOR U S DOLLARS TRN 010504-001377-510 FS /701 1 1779	T/D 25 MAY 01 S/D 30 MAY 01 V/D 30 MAY 01	0 00	9,011 70	7,650 93	9,011 70	0 00 0 00 0 00
FOR U S DOLLARS TRN 010426-001351-513 FS /701 1 1723	T/D 29 MAY 01 S/D 31 MAY 01 V/D 31 MAY 01	0 00	2,382 34	2,032 14	2,382 34	0 00 0 00 0 00

PAGE

Statement 11
46

Form 990-PF, Part IV, Line 1
Capital Gains and Losses
Glenmade Trust



DISPOSITIONS

DESCRIPTION	UNITS	FX RATE	GROSS PRICE LOCAL/ COMM & FEES LOCAL	LOCAL/BASE PRINCIPAL	LOCAL/BASE INCOME	LOCAL/BASE PRINCIPAL	BOOK VALUE	GAIN/(LOSS) IN BASE DUE TO MARKET/CURRENCY/NET
-------------	-------	---------	---	-------------------------	----------------------	-------------------------	------------	--

EUR/DOLLAR MARKET/EURO CURRENCY (CONTINUED)

FOR U S DOLLARS
TRN 010522-001143-500 FS /701 1 1723
T/D 29 MAY 01 S/D 31 MAY 01 V/D 31 MAY 01
0 00 0 00 4,623 00 3,943 42 4,623 00 0 00

FOR U S DOLLARS
TRN 010508-001648-512 FS /701 1 1723
T/D 29 MAY 01 S/D 31 MAY 01 V/D 31 MAY 01
0 00 0 00 9,900 00 8,444 70 9,900 00 0 00

FOR U S DOLLARS
TRN 010510-002464-512 FS /701 1 1737
T/D 31 MAY 01 S/D 04 JUN 01 V/D 04 JUN 01
0 00 0 00 9,900 00 8,434 80 9,900 00 0 00

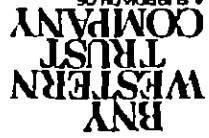
FOR U S DOLLARS
TRN 010531-500457-000 FS /701 1 1834
T/D 31 MAY 01 S/D 05 JUN 01 V/D 05 JUN 01
0 00 0 00 138,984 35 117,441 78 138,984 35 0 00

FOR U S DOLLARS
BKR BANK OF NEW YORK
TRN 010601-500688-000 FS /701 1 1809
T/D 01 JUN 01 S/D 06 JUN 01 V/D 06 JUN 01
0 00 0 00 58,164 98 49,254 11 58,164 98 0 00

FOR U S DOLLARS
TRN 010511-003915-514 FS /701 1 1891
T/D 06 JUN 01 S/D 08 JUN 01 V/D 08 JUN 01
0 00 0 00 6,000 00 5,046 00 6,000 00 0 00

PAGE

Statement 11 00 00 00
Form 990-PF, Part IV, Line 1 (21 56)
Capital Gains and Losses (21 56)
Gienmede Trust 0 00



DISPOSITIONS

A MEMBER OF THE BANK OF NEW YORK COMPANY INC

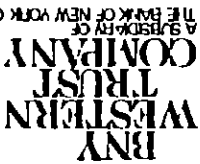
DESCRIPTION	FX RATE	GROSS PRICE LOCAL/	PRINCIPAL	INCOME	BOOK VALUE	GAIN/(LOSS)	IN BASE DUE TO	MARKET/CURRENCY/NET
UNITS		COMM & FEES LOCAL	LOCAL/BASE	LOCAL/BASE	LOCAL/BASE	LOCAL/BASE	LOCAL/BASE	LOCAL/BASE

EURODOLLAR MARKET/EURO CURRENCY (CONTINUED)

FOR U S DOLLARS : 010516-002684-512 : FS /701 1 1891	T/D: 06 JUN 01 S/D: 08 JUN 01 V/D: 08 JUN 01	0 00	10,500 00	8,830 50	10,500 00	15,500 00	8,830 50	0 00
FOR U S DOLLARS : 010516-002266-512 : FS /701 1 1891	T/D: 06 JUN 01 S/D: 08 JUN 01 V/D: 08 JUN 01	0 00	2,422 50	2,037 32	2,422 50	2,422 50	2,037 32	0 00
FOR U S DOLLARS : 010531-003158-512 : FS /701 1 1806	T/D: 21 JUN 01 S/D: 25 JUN 01 V/D: 25 JUN 01	0 00	9,429 11	7,986 46	9,429 11	9,429 11	7,986 46	0 00
FOR U S DOLLARS : 010611-002329-513 : FS /701 1 1891	T/D: 02 JUL 01 S/D: 05 JUL 01 V/D: 05 JUL 01	0 00	5,513 68	4,637 00	5,513 68	5,513 68	4,637 00	0 00
U S DOLLARS : 010622-001553-504 : FS /701 1 1891	T/D: 02 JUL 01 S/D: 05 JUL 01 V/D: 05 JUL 01	0 00	2,020 48	1,699 22	2,020 48	2,020 48	1,699 22	0 00
FOR U S DOLLARS : 010611-003052-513 : FS /701 1 1891	T/D: 02 JUL 01 S/D: 05 JUL 01 V/D: 05 JUL 01	0 00	6,127 50	5,153 23	6,127 50	6,127 50	5,153 23	0 00

PAGE

Statement 11
Form 990-PF, Part IV, Line 1
Capital Gains and Losses
Glenmede Trust



DISPOSITIONS

DESCRIPTION	EX RATE	GROSS PRICE LOCAL/	PRINCIPAL	LOCAL/BASE	INCOME	LOCAL/BASE	BOOK VALUE	PRINCIPAL	LOCAL/BASE	GAIN/(LOSS)	IN BASE DUE TO	MARKET/CURRENCY/NET
-------------	---------	--------------------	-----------	------------	--------	------------	------------	-----------	------------	-------------	----------------	---------------------

EURODOLLAR MARKET/EURO CURRENCY (CONTINUED)

U S DOLLARS
TRN 010704-000104-501 ES /701
1 1977
T/D 05 JUL 01 S/D 09 JUL 01 V/D 09 JUL 01

FOR U S DOLLARS
TRN 010712-000877-500 ES /701
1 1799
T/D 12 JUL 01 S/D 16 JUL 01 V/D 16 JUL 01

FOR U S DOLLARS
TRN 010705-001292-505 ES /701
1 1834
T/D 16 JUL 01 S/D 18 JUL 01 V/D 18 JUL 01

FOR U S DOLLARS
BKR BANK OF NEW YORK
TRN 010731-500559-000 ES /701
1 1463
31 JUL 01 S/D 03 AUG 01 V/D 03 AUG 01

TOTAL ISSUE 0 000
TOTAL SALES OF FOREIGN EXCHANGE 0 000
TOTAL CASH 0 000

1,444,126 96
1,294,586 94
176,520 49
1,620,647 45

1,444,126 96
1,294,586 94
176,520 49
1,620,647 45

1,444,126 96
1,294,586 94
176,520 49
1,620,647 45

124,950 99
109,007 24
0 00
124,950 99

7,732 60
6,534 05
0 00
7,732 60

5,160 26
4,373 32
0 00
5,160 26

21 45
17 91
0 00
21 45

394 30
394 30
0 00
394 30
394 30
0 00
394 30
394 30
0 00

(200 53)
(200 53)
0 00

0 00
0 00
0 00

DISPOSITIONS

DESCRIPTION	UNITS	FX RATE	GROSS PRICE LOCAL/ COMM & FEES LOCAL	PRINCIPAL LOCAL/BASE	INCOME LOCAL/BASE	BOOK VALUE PRINCIPAL LOCAL/BASE	GAIN/(LOSS) IN BASE DUE TO MARKET/CURRENCY/NET
-------------	-------	---------	---	-------------------------	----------------------	---------------------------------------	--

EURODOLLAR MARKET/EURO CURRENCY (CONTINUED)

TOTAL FOREIGN EXCHANGE

0 000

0 00

1,444,126 96
1,294,586 94

176,520 49
152,790 44

1,620,647 45
1,446,983 08

0 00
394 30
394 30

TOTAL DISPOSITIONS

0 000

0 00

1,444,126 96
1,294,586 94

176,520 49
152,790 44

1,620,647 45
1,446,983 08

0 00
394 30
394 30

GAIN/LOSS ON CURRENCY CONVERSION

0 00
0 00
0 00

PAGE

DISPOSITIONS

DESCRIPTION	UNITS	GROSS PRICE LOCAL/	PRINCIPAL	INCOME	LOCAL/BASE	PRINCIPAL	MARKET/CURRENCY/NET
-------------	-------	--------------------	-----------	--------	------------	-----------	---------------------

FRANCE/EURO CURRENCY

ITY INVESTMENTS

COMMON STOCK

SALES

LAERAGE SA FREZS

SEDOL # 4502706

BKR CDC MARCHES/PARIS FRANCE

TRN 010227-013146-200 SE /701

1,600 000

1 0991

T/D 26 FEB 01 S/D 01 MAR 01 V/D 01 MAR 01

102 720

493 06

163,858 94

149,084 65

0 00

144,752 61

127,109 77

17,383 61

4,591 27

21,974 88

TOTAL ISSUE

1,600 000

163,858 94

149,084 65

0 00

144,752 61

127,109 77

17,383 61

4,591 27

21,974 88

TOTAL ISSUE

4,800 000

TRN 010531-017621-200 SE /701

BKR SALOMON SMITH BARNEY INC NEW YORK

SEDOL # 5975006

ALCATEL A EUR 2 0

2,000 000

1 1812

T/D 01 JUN 01 S/D 06 JUN 01 V/D 06 JUN 01

29 170

175 02

58,164 98

49,242 28

0 00

103,870 83

94,765 36

(38,694 42)

(6,828 66)

(45,523 08)

TOTAL ISSUE

6,800 000

197,149 33

167,055 58

0 00

469,371 97

415,718 24

(230,706 62)

(17,956 04)

(248,662 66)

GRUPE DANONE EUR1
SEDOL # 5981810

DISPOSITIONS



A SUBSIDIARY OF THE BANK OF NEW YORK COMPANY INC

DESCRIPTION	UNITS	FX RATE	GROSS PRICE LOCAL/	PRINCIPAL	LOCAL/BASE	INCOME	LOCAL/BASE	BOOK VALUE	GAIN/(LOSS)	MARKET/CURRENCY/NET
-------------	-------	---------	--------------------	-----------	------------	--------	------------	------------	-------------	---------------------

FRANCE/EURO CURRENCY (CONTINUED)

BKR: CDC SECURITIES INTL NY
: 010802-144557-000 SE /701
1 1427
T/D 31 JUL 01 S/D: 03 AUG 01 V/D 03 AUG 01
1,700 000
149 100
252,709 59
221,151 30
760 41
0 00
253,383 13
222,500 11
(589 43)
(759 38)
(1,348 81)

EURO CURRENCY
G/L FROM CCY ACTIVITY

0 00
12 28
12 28

TOTAL ISSUE

1,700 000
252,709 59
221,151 30
0 00
253,383 13
(589 43)

TOTAL SALES

10,100 000
613,717 86
537,291 53
0 00
867,507 71
765,328 12
(213,912 44)
(14,124 15)
(228,036 59)

TOTAL COMMON STOCK

10,100 000
613,717 86
537,291 53
0 00
867,507 71
765,328 12
(213,912 44)
(14,124 15)
(228,036 59)

OTHER EQUITIES

SHARES

LARGE SUB-RIGHTS
DUE 10 APR 01
SEDOL # 7024735
BKR RESULT OF RIGHTS SALE
TRN 010207-160247-000 SE /701
4,400 000
T/D 31 JAN 01 S/D 12 FEB 01 V/D 12 FEB 01
2 350
46 53
10,293 47
9,575 32

TOTAL ISSUE

4,400 000

10,293 47
9,575 32

0 00
0 00

0 00
0 00

9,575 32
0 00
9,575 32
0 00
9,575 32
0 00
9,575 32

DISPOSITIONS

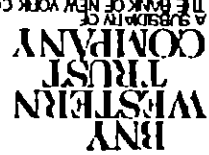
DESCRIPTION	UNITS	FX RATE	GROSS PRICE LOCAL/	PRINCIPAL	LOCAL/BASE	INCOME	LOCAL/BASE	BOOK VALUE	PRINCIPAL	GAIN/(LOSS)	IN BASE DUE TO	MARKET/CURRENCY/NET
-------------	-------	---------	--------------------	-----------	------------	--------	------------	------------	-----------	-------------	----------------	---------------------

TOTAL SALES 4,400 000
 10,293 47 0 00 0 00 0 00 9,575 32
 TRANSFER OF INV DISPOSITIONS

LARGE FREZS 11JU
 DUE 11 JUL 01
 SEDOL # 94E4865
 BKR DIVIDND RIGHTS ALLOCATION
 TRN 010622-142510-000 DE /704
 13 000
 0 0000
 T/D 05 JUN 01 S/D 05 JUL 01 V/D 05 JUL 01
 0 00 0 00 0 00 0 00 0 00 0 00 0 00
 DIVIDND REINVESTMENT PLAN
 TRN 010620-153521-000 DE /704
 3,887 000
 0 0000
 T/D 05 JUN 01 S/D 05 JUL 01 V/D 05 JUL 01
 0 00 0 00 0 00 0 00 0 00 0 00 0 00
 TOTAL ISSUE 3,900 000
 0 00 0 00 0 00 0 00 0 00 0 00 0 00
 TOTAL TRANSFER OF INV DISPOSITIONS 3,900 000

TOTAL OTHER EQUITIES 8,300 000
 10,293 47 0 00 0 00 0 00 0 00 9,575 32
 TOTAL EQUITY INVESTMENTS 18,400 000
 624,011 33 546,866 85 0 00 0 00 867,507 71 765,328 12
 (204,337 12) (14,124 15) (218,461 27)

Statement 11
 Form 990-PF, Part IV, Line 1
 Capital Gains and Losses
 Glenmede Trust



A subsidiary of THE BANK OF NEW YORK COMPANY INC

DISPOSITIONS

DESCRIPTION	UNITS	FX RATE	GROSS PRICE LOCAL/	PRINCIPAL	LOCAL/BASE	INCOME	LOCAL/BASE	BOOK VALUE	GAIN/(LOSS)	MARKET/CURRENCY/NET
-------------	-------	---------	--------------------	-----------	------------	--------	------------	------------	-------------	---------------------

FRANCE/EURO CURRENCY (CONTINUED)

TOTAL FREE DELIVERY OF SECURITIES

0 00	0 00	0 00	0 00	0 00	0 00	0 00	0 00	0 00	0 00	0 00
0 00	0 00	0 00	0 00	0 00	0 00	0 00	0 00	0 00	0 00	0 00
0 00	0 00	0 00	0 00	0 00	0 00	0 00	0 00	0 00	0 00	0 00

3,900 000

0 00

0 00

0 00

0 00

TOTAL FREE DELIVER

0 00	0 00	0 00	0 00	0 00	0 00	0 00	0 00	0 00	0 00	0 00
0 00	0 00	0 00	0 00	0 00	0 00	0 00	0 00	0 00	0 00	0 00
0 00	0 00	0 00	0 00	0 00	0 00	0 00	0 00	0 00	0 00	0 00

TOTAL SECURITIES DISPOSITION

14,500 000

1,893 23

624,011 33

0 00

867,507 71

(204,337 12)
(14,124 15)
(218,461 27)

TOTAL DISPOSITIONS

14,500 000

1,893 23

624,011 33

0 00

867,507 71


(204,337 12)
(14,124 15)
(218,461 27)

GAIN/LOSS ON CURRENCY CONVERSION

0 00
12 28
12 28

PAGE

Statement 11
Form 990-PF, Part IV, Line 1
Capital Gains and Losses
Glennmede Trust



A Subsidiary of THE BANK OF NEW YORK COMPANY / INC

DISPOSITIONS

DESCRIPTION	FX RATE	GROSS PRICE LOCAL/ COM & FEES LOCAL	PRINCIPAL LOCAL/BASE	INCOME LOCAL/BASE	BOOK VALUE PRINCIPAL LOCAL/BASE	GAIN/(LOSS) IN BASE DUE TO MARKET/CURRENCY/NET
-------------	---------	--	-------------------------	----------------------	---------------------------------------	--

GERMANY/EURO CURRENCY

EQUITY INVESTMENTS
OTHER EQUITIES

TRANSFER OF INV DISPOSITIONS

SIEMENS AG TLR 15J
DUE 15 JAN 02
SEDOL # 7108758
BKR ASSET SWING/ISIN AMENDMENT
TRN 010514-155803-000 DE /704
1,800 000
0 0000
T/D 10 MAY 01 S/D 10 MAY 01 V/D 10 MAY 01

TOTAL ISSUE

1,800 000

TOTAL TRANSFER OF INV DISPOSITIONS

1,800 000

TOTAL OTHER EQUITIES

1,800 000

TOTAL EQUITY INVESTMENTS

1,800 000

TOTAL FREE DELIVERY OF SECURITIES

1,800 000

TOTAL FREE DELIVER

1,800 000

PAGE

4
Statement of
Form 990-PF, Part IV, Line 1
Capital Gains and Losses
Glenmede Trust

0 00 0	0 00 0	0 00 0	0 00 0	0 00 0	0 00 0	0 00 0
0 00 0	0 00 0	0 00 0	0 00 0	0 00 0	0 00 0	0 00 0
0 00 0	0 00 0	0 00 0	0 00 0	0 00 0	0 00 0	0 00 0
0 00 0	0 00 0	0 00 0	0 00 0	0 00 0	0 00 0	0 00 0
0 00 0	0 00 0	0 00 0	0 00 0	0 00 0	0 00 0	0 00 0
0 00 0	0 00 0	0 00 0	0 00 0	0 00 0	0 00 0	0 00 0
0 00 0	0 00 0	0 00 0	0 00 0	0 00 0	0 00 0	0 00 0
0 00 0	0 00 0	0 00 0	0 00 0	0 00 0	0 00 0	0 00 0
0 00 0	0 00 0	0 00 0	0 00 0	0 00 0	0 00 0	0 00 0
0 00 0	0 00 0	0 00 0	0 00 0	0 00 0	0 00 0	0 00 0
0 00 0	0 00 0	0 00 0	0 00 0	0 00 0	0 00 0	0 00 0
0 00 0	0 00 0	0 00 0	0 00 0	0 00 0	0 00 0	0 00 0
0 00 0	0 00 0	0 00 0	0 00 0	0 00 0	0 00 0	0 00 0
0 00 0	0 00 0	0 00 0	0 00 0	0 00 0	0 00 0	0 00 0
0 00 0	0 00 0	0 00 0	0 00 0	0 00 0	0 00 0	0 00 0
0 00 0	0 00 0	0 00 0	0 00 0	0 00 0	0 00 0	0 00 0
0 00 0	0 00 0	0 00 0	0 00 0	0 00 0	0 00 0	0 00 0
0 00 0	0 00 0	0 00 0	0 00 0	0 00 0	0 00 0	0 00 0
0 00 0	0 00 0	0 00 0	0 00 0	0 00 0	0 00 0	0 00 0

DISPOSITIONS

DESCRIPTION	EX RATE	GROSS PRICE LOCAL/ COMM & FEES LOCAL	PRINCIPAL LOCAL/BASE	INCOME LOCAL/BASE	BOOK VALUE PRINCIPAL LOCAL/BASE	GAIN/(LOSS) IN BASE DUE TO MARKET/CURRENCY/NET
-------------	---------	---	-------------------------	----------------------	---------------------------------------	--

GERMANY/EURO CURRENCY (CONTINUED)

GAIN/LOSS ON CURRENCY CONVERSION

0 00
0 00
0 00

PAGE

DISPOSITIONS

DESCRIPTION	UNITS	FX RATE	GROSS PRICE LOCAL/ COMM & FEES LOCAL	PRINCIPAL LOCAL/BASE	INCOME LOCAL/BASE	BOOK VALUE PRINCIPAL LOCAL/BASE	GAIN/(LOSS) MARKET/CURRENCY/NET IN BASE DUE TO
-------------	-------	---------	---	-------------------------	----------------------	---------------------------------------	--

HONG KONG/HONG KONG DOLLAR

SH

SALES OF FOREIGN EXCHANGE

HONG KONG DOLLAR

FOR U S DOLLARS

TRM 010411-002005-505 FS /701

7 8000

T/D 04 MAY 01 S/D 08 MAY 01 V/D 08 MAY 01

TOTAL ISSUE

0 000

TOTAL SALES OF FOREIGN EXCHANGE

0 000

TOTAL CASH

0 000

TOTAL FOREIGN EXCHANGE

0 000

TOTAL DISPOSITIONS

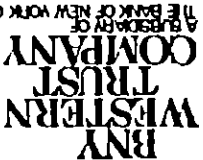
0 000

GAIN/LOSS ON CURRENCY CONVERSION

62,100 00	7,961 53	62,100 00	7,961 53	0 00	0 00	62,100 00	7,961 53
62,100 00	7,961 53	62,100 00	7,961 53	0 00	0 00	62,100 00	7,961 53
62,100 00	7,961 53	62,100 00	7,961 53	0 00	0 00	62,100 00	7,961 53
62,100 00	7,961 53	62,100 00	7,961 53	0 00	0 00	62,100 00	7,961 53
62,100 00	7,961 53	62,100 00	7,961 53	0 00	0 00	62,100 00	7,961 53
62,100 00	7,961 53	62,100 00	7,961 53	0 00	0 00	62,100 00	7,961 53

PAGE

Statement of
Form 990-PF, Part IV, Line 1
Capital Gains and Losses
Glenmede Trust



DISPOSITIONS

DESCRIPTION	UNITS	FX RATE	GROSS PRICE LOCAL/	COM & FEES LOCAL	PRINCIPAL	LOCAL/BASE	INCOME	LOCAL/BASE	BOOK VALUE	PRINCIPAL	LOCAL/BASE	GAIN/(LOSS)	MARKET/CURRENCY/NET
-------------	-------	---------	--------------------	------------------	-----------	------------	--------	------------	------------	-----------	------------	-------------	---------------------

IRELAND/EURO CURRENCY

EQUITY INVESTMENTS

MON STOCK

SALES

ALLIED IRISH BANKS

SEDOL # 0019783

BKR: BNY CLEARING SEC LLC

TRN: 010223-021869-200 SE /701

23,000 000

1 1008

T/D: 23 FEB 01 S/D 28 FEB 01 V/D 28 FEB 01

11 800 270,855 95 246,053 73 0 00 295,360 21

544 05

TOTAL ISSUE

23,000 000

270,855 95 246,053 73 0 00 295,360 21

(22,260 41) 8,953 23 (13,307 18)

TOTAL SALES

23,000 000

270,855 95 246,053 73 0 00 295,360 21

(22,260 41) 8,953 23 (13,307 18)

TRANSFER OF INV DISPOSITIONS

ALLIED IRISH BANKS

SEDOL # 0019783

BKR: BANK OF NEW YORK, BRUSSELS

TRN: 010228-004144-200 DE /704

25,000 000

1 1388

T/D: 28 FEB 01 S/D 28 FEB 01 V/D 28 FEB 01

0 00 0 00 0 00 321,043 70

TOTAL ISSUE

25,000 000

321,043 70 281,914 04 0 00 321,043 70

TOTAL TRANSFER OF INV DISPOSITIONS

25,000 000

321,043 70 281,914 04 0 00 321,043 70

PAGE

Statement 11
Form 990-PF, Part IV, Line
Capital Gains and Losses
Glenmede Trust

0 00
0 00
0 00
0 00
0 00
0 00
0 00
0 00
0 00
0 00

DISPOSITIONS

DESCRIPTION	UNITS	FX RATE	GROSS PRICE LOCAL/ COMM & FEES LOCAL	PRINCIPAL LOCAL/BASE	INCOME LOCAL/BASE	BOOK VALUE PRINCIPAL LOCAL/BASE	GAIN/(LOSS) IN BASE DUE TO MARKET/CURRENCY/NET
-------------	-------	---------	---	-------------------------	----------------------	---------------------------------------	--

IRELAND/EURO CURRENCY (CONTINUED)

TOTAL COMMON STOCK 48,000 000

270,855 95 246,053 73 0 00 616,403 91 8,953 23 (22,260 41) (13,307 18)

TOTAL EQUITY INVESTMENTS 48,000 000

270,855 95 246,053 73 0 00 616,403 91 8,953 23 (22,260 41) (13,307 18)

TOTAL FREE DELIVERY OF SECURITIES 25,000 000

0 00 0 00 0 00 321,043 70 281,914 04 0 00 0 00

TOTAL FREE DELIVER 25,000 000

0 00 0 00 0 00 321,043 70 281,914 04 0 00 0 00

TOTAL SECURITIES DISPOSITION 23,000 000

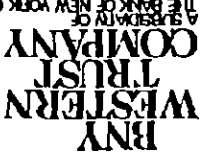
270,855 95 246,053 73 0 00 295,360 21 8,953 23 (22,260 41) (13,307 18)

TOTAL DISPOSITIONS 23,000 000

270,855 95 246,053 73 0 00 295,360 21 8,953 23 (22,260 41) (13,307 18)

GAIN/LOSS ON CURRENCY CONVERSION

544 05 270,855 95 246,053 73 0 00 295,360 21 8,953 23 (22,260 41) (13,307 18)



DISPOSITIONS

001052

DESCRIPTION	UNITS	EX RATE	GROSS PRICE LOCAL/ COM & FEES LOCAL	PRINCIPAL LOCAL/BASE	INCOME LOCAL/BASE	BOOK VALUE PRINCIPAL LOCAL/BASE	GAIN/(LOSS) IN BASE DUE TO MARKET/CURRENCY/NET
-------------	-------	---------	--	-------------------------	----------------------	---------------------------------------	--

ITALY/EURO CURRENCY

EQUITY INVESTMENTS

COMMON STOCK

SALES

ENI I71100 (REGD)

SEDOL # 4436399

BKR SALOMON SMITH BARNNEY INC NEW YORK

TRN 010223-021877-200 SE /701

9,000 000

1 1008

T/D, 23 FEB 01 S/D 28 FEB 01 V/D 28 FEB 01

6 787

60,906 03

0 00

56,272 92

4,208 86
1,705 80
5,914 66

TOTAL ISSUE

9,000.000

60,906 03

0 00

56,272 92

4,208 86
1,705 80
5,914 66

TOTAL SALES

9,000 000

60,906 03

0 00

56,272 92

4,208 86
1,705 80
5,914 66

TRANSFER OF INV DISPOSITIONS

I71100 (REGD)

OL # 4436399

BKR: RESULT OF REVERSE SPLIT

TRN 010619-162635-000 DE /704

61,000 000

1 1388

T/D 18 JUN 01 S/D 22 JUN 01 V/D 22 JUN 01

0 00

0 00

0 00

381,405 32

0 00
0 00
0 00

TOTAL ISSUE

61,000 000

0 00

0 00

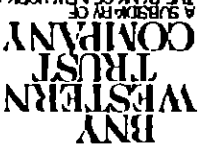
381,405 32

0 00
0 00
0 00

BENETTON GROUP SPA
SEDOL # 94A216Z

PAGE

Statement 11
Form 990-PF, Part IV, Line 1
Capital Gains and Losses
Glenmede Trust



DISPOSITIONS

DESCRIPTION	UNITS	FX RATE	GROSS PRICE LOCAL/ COMM & FEES LOCAL	PRINCIPAL LOCAL/BASE	INCOME LOCAL/BASE	BOOK VALUE PRINCIPAL LOCAL/BASE	GAIN/(LOSS) IN BASE DUE TO MARKET/CURRENCY/NET
-------------	-------	---------	---	-------------------------	----------------------	---------------------------------------	--

ALY/EURO CURRENCY (CONTINUED)

ASSET SWING/SIN AMENDMENT

TRM 010523-152634-000 DE /704

13,000 000

1 1388

T/D 21 MAY 01 S/D 21 MAY 01 V/D 21 MAY 01

0 00

297,321 02

0 00

0 00

0 00

13,000 000

TOTAL ISSUE

0 00

297,321 02

0 00

0 00

TOTAL TRANSFER OF INV DISPOSITIONS

0 00

678,726 34

0 00

0 00

83,000 000

TOTAL COMMON STOCK

4,208 86

734,999 26

0 00

60,906 03

TOTAL EQUITY INVESTMENTS

4,208 86

734,999 26

0 00

60,906 03

TOTAL FREE DELIVERY OF SECURITIES

0 00

678,726 34

0 00

0 00

74,000 000

TOTAL FREE DELIVER

0 00

678,726 34

0 00

0 00

TOTAL SECURITIES DISPOSITION

4,208 86

56,272 92

0 00

60,906 03

183 27

9,000 000

DISPOSITIONS

**BNY
WESTERN
TRUST
COMPANY**
A MEMBER OF
THE BANK OF NEW YORK COMPANY INC

001854

DESCRIPTION	UNITS	FX RATE	GROSS PRICE LOCAL/ COMM & FEES LOCAL	PRINCIPAL LOCAL/BASE	INCOME LOCAL/BASE	BOOK VALUE PRINCIPAL LOCAL/BASE	GAIN/(LOSS) IN BASE DUE TO MARKET/CURRENCY/NET
-------------	-------	---------	---	-------------------------	----------------------	---------------------------------------	--

ITALY/EURO CURRENCY (CONTINUED)

TOTAL DISPOSITIONS

9,000 000

183 27

60,906 03
55,328 88

0 00
0 00

56,272 92
49,414 22

4,208 86
1,705 80
5,914 66

GAIN/LOSS ON CURRENCY CONVERSION

0 00
0 00
0 00

PAGE

Statement 11
Form 990-PF, Part IV, Line 1
Capital Gains and Losses
Glenmede

DISPOSITIONS

DESCRIPTION	UNITS	FX RATE	GROSS PRICE LOCAL/ COMM & FEES LOCAL	PRINCIPAL LOCAL/BASE	INCOME LOCAL/BASE	PRINCIPAL LOCAL/BASE	BOOK VALUE GAIN/(LOSS)
-------------	-------	---------	---	-------------------------	----------------------	-------------------------	---------------------------

JAPAN/JAPANESE YEN

SALES OF FOREIGN EXCHANGE

JAPANESE YEN

FOR U S DOLLARS
BKR BANK OF NEW YORK
TRN 010222-500663-000
ES /701
116 5400
T/D 22 FEB 01 S/D 27 FEB 01 V/D 27 FEB 01
0 00 26,131,212 00 224,225 26 26,131,212 00
0 00 (424 09) (424 09)

FOR U S DOLLARS
BKR BANK OF NEW YORK
TRN 010314-501004-000
ES /701
120 9000
T/D 14 MAR 01 S/D 19 MAR 01 V/D 19 MAR 01
0 00 3,499,265 00 28,943 47 3,499,265 00
0 00 (7 18) (7 18)

FOR U S DOLLARS
BKR BANK OF NEW YORK
TRN 010404-123024-000
ES /701
123 5992
T/D 03 APR 01 S/D 03 APR 01 V/D 03 APR 01
0 00 127,500 00 1,031 56 127,500 00
0 00 14 00 14 00

FOR U S DOLLARS
BKR BANK OF NEW YORK
TRN 010507-500512-000
ES /701
121 3600
T/D 07 MAY 01 S/D 10 MAY 01 V/D 10 MAY 01
0 00 10,749,478 00 88,575 13 10,749,478 00
0 00 88,670 11 (94 98) (94 98)

DISPOSITIONS

DESCRIPTION	UNITS	FX RATE	GROSS PRICE LOCAL/ COM & FEES LOCAL	PRINCIPAL LOCAL/BASE	INCOME LOCAL/BASE	BOOK VALUE PRINCIPAL LOCAL/BASE	GAIN/(LOSS) IN BASE DUE TO MARKET/CURRENCY/NET
-------------	-------	---------	--	-------------------------	----------------------	---------------------------------------	--

JAPAN/JAPANESE YEN (CONTINUED)

FOR U S DOLLARS BANK OF NEW YORK 010614-500594-000 ; FS /701 121 8400	T/D: 14 JUN 01 S/D 19 JUN 01 V/D 19 JUN 01	0 00	11,904,274 00	97,704 15	0 00	11,904,274 00	0 00 (434 96) (434 96)
FOR U S DOLLARS BANK OF NEW YORK 010621-500694-000 ; FS /701 124 4500	T/D 21 JUN 01 S/D; 26 JUN 01 V/D 26 JUN 01	0 00	20,653,412 00	165,957 51	0 00	20,653,412 00	0 00 (80 05) (80 05)
FOR U S DOLLARS BKR BANK OF NEW YORK 010625-500584-000 ; FS /701 124 3200	T/D: 25 JUN 01 S/D; 28 JUN 01 V/D 28 JUN 01	0 00	30,796,125 00	247,716 58	0 00	30,796,125 00	0 00 (1,000 31) (1,000 31)
FOR U S DOLLARS 010326-030764-518 ; FS /701 124 7002	28 JUN 01 S/D 02 JUL 01 V/D; 02 JUL 01	0 00	172,125 00	1,380 31	0 00	172,125 00	0 00 0 00 0 00
FOR U S DOLLARS 010326-021642-520 ; FS /701 124 6996	T/D: 28 JUN 01 S/D; 02 JUL 01 V/D; 02 JUL 01	0 00	89,250 00	715 72	0 00	89,250 00	0 00 0 00 0 00
FOR U S DOLLARS 010326-020453-514 ; FS /701 124 6998	T/D: 28 JUN 01 S/D 02 JUL 01 V/D 02 JUL 01	0 00	276,250 00	2,215 32	0 00	276,250 00	0 00 0 00 0 00

DISPOSITIONS

DESCRIPTION	UNITS	FX RATE	GROSS PRICE LOCAL/ COMM & FEES LOCAL	LOCAL/BASE PRINCIPAL	LOCAL/BASE INCOME	LOCAL/BASE PRINCIPAL	MARKET/CURRENCY/NET GAIN/(LOSS) IN BASE DUE TO
-------------	-------	---------	---	-------------------------	----------------------	-------------------------	--

JAPAN/JAPANESE YEN (CONTINUED)

FOR U S DOLLARS
TRN 010326-007987-518 ES /701 124 7005
T/D 28 JUN 01 S/D 02 JUL 01 V/D 02 JUL 01 0 00 255,000 00 2,044 90 255,000 00 0 00 0 00 0 00

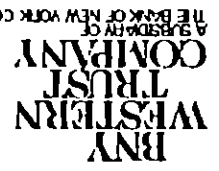
FOR U S DOLLARS
TRN 010326-007521-513 ES /701 124 7004
T/D 28 JUN 01 S/D 02 JUL 01 V/D 02 JUL 01 0 00 130,050 00 1,042 90 130,050 00 1,042 90 0 00 0 00 0 00

FOR U S DOLLARS
TRN 010326-002244-512 ES /701 125 1002
T/D 29 JUN 01 S/D 03 JUL 01 V/D 03 JUL 01 0 00 127,925 00 1,022 58 127,925 00 1,022 58 0 00 0 00 0 00

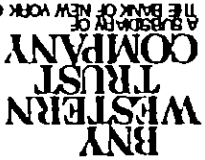
FOR U S DOLLARS
TRN 010326-006233-527 ES /701 125 0997
T/D 29 JUN 01 S/D 03 JUL 01 V/D 03 JUL 01 0 00 122,400 00 978 42 122,400 00 978 42 0 00 0 00 0 00

FOR U S DOLLARS
TRN 010326-002553-510 ES /701 125 0999
T/D 29 JUN 01 S/D 03 JUL 01 V/D 03 JUL 01 0 00 172,125 00 1,375 90 172,125 00 1,375 90 0 00 0 00 0 00

FOR U S DOLLARS
TRN 010326-039051-514 ES /701 125 0986
T/D 29 JUN 01 S/D 03 JUL 01 V/D 03 JUL 01 0 00 8,882 00 71 00 8,882 00 71 00 0 00 0 00 0 00



DISPOSITIONS



001858

DESCRIPTION	UNITS	FX RATE	GROSS PRICE LOCAL/ COMM & FEES LOCAL	LOCAL/BASE PRINCIPAL	LOCAL/BASE INCOME	LOCAL/BASE PRINCIPAL	BOOK VALUE	GAIN/(LOSS) IN BASE DUE TO MARKET/CURRENCY/NET
-------------	-------	---------	---	-------------------------	----------------------	-------------------------	------------	--

JAPAN/JAPANESE YEN (CONTINUED)

FOR U S DOLLARS M: 010326-030437-513 ES /701 125 1002	T/D 29 JUN 01 S/D: 03 JUL 01 V/D: 03 JUL 01	0 00	0 00	0 00	0 00	76,500 00	76,500 00	0 00
FOR U S DOLLARS TRN: 010326-027404-520 ES /701 125 1003	T/D 29 JUN 01 S/D: 03 JUL 01 V/D: 03 JUL 01	0 00	0 00	0 00	0 00	357,000 00	357,000 00	0 00
FOR U S DOLLARS TRN: 010326-025224-518 ES /701 125 1005	T/D 29 JUN 01 S/D: 03 JUL 01 V/D: 03 JUL 01	0 00	0 00	0 00	0 00	91,162 00	91,162 00	0 00
FOR U S DOLLARS TRN: 010326-017663-511 ES /701 125 0992	T/D 29 JUN 01 S/D: 03 JUL 01 V/D: 03 JUL 01	0 00	0 00	0 00	0 00	129,200 00	129,200 00	0 00
FOR U S DOLLARS TRN: 010326-016570-515 ES /701 125 1001	T/D 29 JUN 01 S/D: 03 JUL 01 V/D: 03 JUL 01	0 00	0 00	0 00	0 00	145,350 00	145,350 00	0 00
FOR U S DOLLARS TRN: 010326-016109-513 ES /701 125 0990	T/D 29 JUN 01 S/D: 03 JUL 01 V/D: 03 JUL 01	0 00	0 00	0 00	0 00	112,200 00	112,200 00	0 00

PAGE

Statement 11
Form 990-PF, Part IV, Line 1
Capital Gains and Losses
Glenmede Trust

DISPOSITIONS

DESCRIPTION	UNITS	FX RATE	GROSS PRICE LOCAL/	COM & FEES LOCAL	PRINCIPAL	LOCAL/BASE	INCOME	LOCAL/BASE	LOCAL/BASE	BOOK VALUE	PRINCIPAL	LOCAL/BASE	GAIN/(LOSS)	IN BASE DUE TO	MARKET/CURRENCY/NET
-------------	-------	---------	--------------------	------------------	-----------	------------	--------	------------	------------	------------	-----------	------------	-------------	----------------	---------------------

JAPAN/JAPANESE YEN (CONTINUED)

U S DOLLARS	ES /701	125 1003	0 00	0 00	149,600 00	1,195 84	149,600 00	1,195 84	0 00	0 00	0 00	0 00	0 00	0 00	0 00
T/D 29 JUN 01 S/D 03 JUL 01 V/D 03 JUL 01															

TOTAL ISSUE		0 000	103,861,266 00	854,153 66	2,415,019 00	19,328 36	106,276,285 00	875,509 59	0 00	(2,027 57)	0 00	(2,027 57)	(2,027 57)	0 00	(2,027 57)
-------------	--	-------	----------------	------------	--------------	-----------	----------------	------------	------	------------	------	------------	------------	------	------------

TOTAL SALES OF FOREIGN EXCHANGE		0 000	103,861,266 00	854,153 66	2,415,019 00	19,328 36	106,276,285 00	875,509 59	0 00	(2,027 57)	0 00	(2,027 57)	(2,027 57)	0 00	(2,027 57)
---------------------------------	--	-------	----------------	------------	--------------	-----------	----------------	------------	------	------------	------	------------	------------	------	------------

TOTAL CASH		0 000	103,861,266 00	854,153 66	2,415,019 00	19,328 36	106,276,285 00	875,509 59	0 00	(2,027 57)	0 00	(2,027 57)	(2,027 57)	0 00	(2,027 57)
------------	--	-------	----------------	------------	--------------	-----------	----------------	------------	------	------------	------	------------	------------	------	------------

EQUITY INVESTMENTS
COMMON STOCK

CHUGAI PHARMACEUTI
SEDOL # 6196408
BKR UNAVAILABLE
TRN 010614-016467-200 SE /701

T/D 14 JUN 01 S/D 19 JUN 01 V/D 19 JUN 01		16,000 000	1,983 700	63,478 00	31,675,722 00	261,135 38	30,946,916 00	279,405 16	0 00	6,008 29	(24,278 07)	18,269 77	6,008 29	(18,269 77)	0 00
TOTAL ISSUE		16,000 000	31,675,722 00	261,135 38	31,675,722 00	261,135 38	30,946,916 00	279,405 16	0 00	6,008 29	(24,278 07)	18,269 77	6,008 29	(18,269 77)	0 00

EAST JAPAN RAILWAY
SEDOL # 6298542

TOTAL ISSUE		16,000 000	31,675,722 00	261,135 38	31,675,722 00	261,135 38	30,946,916 00	279,405 16	0 00	6,008 29	(24,278 07)	18,269 77	6,008 29	(18,269 77)	0 00
-------------	--	------------	---------------	------------	---------------	------------	---------------	------------	------	----------	-------------	-----------	----------	-------------	------



DISPOSITIONS

DESCRIPTION	UNITS	FX RATE	GROSS PRICE LOCAL/	PRINCIPAL	LOCAL/BASE	INCOME	LOCAL/BASE	BOOK VALUE	PRINCIPAL	LOCAL/BASE	GAIN/(LOSS)
-------------	-------	---------	--------------------	-----------	------------	--------	------------	------------	-----------	------------	-------------

JAPAN/JAPANESE YEN (CONTINUED)

BKR: DRESDNER KLEINWORT BENSON NA NY TRN: 010223-013709-200 SE /701 40 000 116 3200	40 000		52,367 00	26,131,212 00	25,895,870 00	0 00	25,895,870 00	2,023 23	25,895,870 00	233,801 64	(11,175 52)
T/D: 22 FEB 01 S/D: 27 FEB 01 V/D 27 FEB 01											
TOTAL ISSUE 40 000											

BKR: UNAVAILABLE SEDOL # 6497509 KUBOTA CORP Y50	26,000 000		413 441	10,749,478 00	9,959,369 00	0 00	9,959,369 00	6,517 44	9,959,369 00	89,918 47	(1,248 36)
TRN: 010507-009569-200 SE /701											
T/D: 07 MAY 01 S/D: 10 MAY 01 V/D 10 MAY 01											
TOTAL ISSUE 26,000 000											

BKR: SALOMON SMITH BARNEY INC NEW YORK TRN: 010521-019451-200 SE /701 11,000 000 122 9000	11,000 000		2,647 341	29,062,517 00	26,518,122 00	0 00	26,518,122 00	20,702 97	26,518,122 00	239,419 66	(23,649 75)
T/D: 21 MAY 01 S/D: 24 MAY 01 V/D 24 MAY 01											
TOTAL ISSUE 26,000 000											

BKR: SALOMON SMITH BARNEY INC NEW YORK TRN: 010625-016434-200 SE /701 13,000 000 123 8200	13,000 000		2,373 680	30,796,125 00	25,621,814 00	0 00	25,621,814 00	41,788 97	25,621,814 00	213,798 81	(6,870 89)
T/D: 25 JUN 01 S/D: 28 JUN 01 V/D 28 JUN 01											
TOTAL ISSUE 24,000 000											

BKR: SALOMON SMITH BARNEY INC NEW YORK TRN: 010625-016434-200 SE /701 13,000 000 123 8200	13,000 000		2,373 680	30,796,125 00	25,621,814 00	0 00	25,621,814 00	41,788 97	25,621,814 00	213,798 81	(6,870 89)
T/D: 25 JUN 01 S/D: 28 JUN 01 V/D 28 JUN 01											
TOTAL ISSUE 24,000 000											

BKR: SALOMON SMITH BARNEY INC NEW YORK TRN: 010625-016434-200 SE /701 13,000 000 123 8200	13,000 000		2,373 680	30,796,125 00	25,621,814 00	0 00	25,621,814 00	41,788 97	25,621,814 00	213,798 81	(6,870 89)
T/D: 25 JUN 01 S/D: 28 JUN 01 V/D 28 JUN 01											
TOTAL ISSUE 24,000 000											

DISPOSITIONS

DESCRIPTION	UNITS	FX RATE	GROSS PRICE LOCAL/	COM & FEES LOCAL	PRINCIPAL	LOCAL/BASE	INCOME	LOCAL/BASE	LOCAL/BASE	BOOK VALUE	PRINCIPAL	LOCAL/BASE	GAIN/(LOSS)	IN BASE DUE TO	MARKET/CURRENCY/NET
-------------	-------	---------	--------------------	------------------	-----------	------------	--------	------------	------------	------------	-----------	------------	-------------	----------------	---------------------

JAPAN/JAPANESE YEN (CONTINUED)

TRN 010621-018573-200 SE /701	1,100 000	124 3900	18,775 829	0 00	20,653,412 00	166,037 56	0 00	31,339,310 00	282,947 91	(85,906 41)	(31,003 94)	(116,910 35)	(85,906 41)	(31,003 94)	(116,910 35)
BKR HONMURA SECURITIES INTL INC NY															
SEDOL # 6747204															
M CO JPY50															
T/D 21 JUN 01 S/D 26 JUN 01 V/D 26 JUN 01															
TOTAL ISSUE	1,100 000				20,653,412 00	166,037 56	0 00	31,339,310 00	282,947 91	(85,906 41)	(31,003 94)	(116,910 35)	(85,906 41)	(31,003 94)	(116,910 35)
TOKIO MARINE + FIRE															
SEDOL # 6894768															
BKR GOLDMAN SACHS NEW YORK															
TRN 010314-018291-200 SE /701	36,000 000	120 8700	1,165 808	0 00	41,969,110 00	347,225 20	0 00	43,546,623 00	393,162 00	(13,051 32)	(32,885 48)	(45,936 80)	(13,051 32)	(32,885 48)	(45,936 80)
T/D 14 MAR 01 S/D 19 MAR 01 V/D 19 MAR 01															
TOTAL ISSUE	36,000 000				41,969,110 00	347,225 20	0 00	43,546,623 00	393,162 00	(13,051 32)	(32,885 48)	(45,936 80)	(13,051 32)	(32,885 48)	(45,936 80)
TOTAL SALES	103,140 000				191,037,576 00	1,572,907 37	0 00	193,828,024 00	1,732,453 65	(21,916 83)	(137,629 45)	(159,546 28)	(21,916 83)	(137,629 45)	(159,546 28)
TOTAL COMMON STOCK	103,140 000				191,037,576 00	1,572,907 37	0 00	193,828,024 00	1,732,453 65	(21,916 83)	(137,629 45)	(159,546 28)	(21,916 83)	(137,629 45)	(159,546 28)
TOTAL EQUITY INVESTMENTS	103,140 000				191,037,576 00	1,572,907 37	0 00	193,828,024 00	1,732,453 65	(21,916 83)	(137,629 45)	(159,546 28)	(21,916 83)	(137,629 45)	(159,546 28)

DISPOSITIONS

BNY
WESTERN
TRUST
COMPANY
A DIVISION OF
THE BANK OF NEW YORK COMPANY INC.

001862

DESCRIPTION UNITS	FX RATE	GROSS PRICE LOCAL/	PRINCIPAL	LOCAL/BASE	INCOME	LOCAL/BASE	BOOK VALUE	PRINCIPAL	LOCAL/BASE	GAIN/(LOSS)	IN BASE DUE TO	MARKET/CURRENCY/NET
-------------------	---------	--------------------	-----------	------------	--------	------------	------------	-----------	------------	-------------	----------------	---------------------

JAPAN/JAPANESE YEN (CONTINUED)

TOTAL SECURITIES DISPOSITION	103,140 000	235,801 00	191,037,576 00	1,572,907 37	0 00	193,828,024 00	1,732,453 65	(21,916 83)	(137,629 45)	(159,546.28)	0 00	(2,027 57)
TOTAL FOREIGN EXCHANGE	0 000	0 00	103,861,266 00	854,153 66	2,415,019 00	106,276,285 00	875,509 59	0 00	(2,027 57)	(2,027 57)	0 00	(2,027 57)
TOTAL DISPOSITIONS	103,140 000	235,801 00	294,898,842 00	2,427,061 03	2,415,019 00	300,104,309 00	2,607,963 24	(21,916 83)	(139,657 02)	(161,573 85)	0 00	(21,916 83)
GAIN/LOSS ON CURRENCY CONVERSION											0 00	0 00

DISPOSITIONS

DESCRIPTION	UNITS	FX RATE	GROSS PRICE LOCAL/ COMM & FEES LOCAL	PRINCIPAL LOCAL/BASE	INCOME LOCAL/BASE	BOOK VALUE PRINCIPAL LOCAL/BASE	GAH/(LOSS) IN BASE DUE TO MARKET/CURRENCY/NET
-------------	-------	---------	---	-------------------------	----------------------	---------------------------------------	---

NETHERLANDS/EURO CURRENCY

CITY INVESTMENTS
COMMON STOCK

SALES

KONINKLIJKE (KPN)

SEDOL # 5956078

BKR KLEINWORT BENSON LTD, LONDON

TRN 010320-010039-200 SE /701

8,000 000 I 1133

T/D 19 MAR 01 S/D 22 MAR 01 V/D 22 MAR 01

11 995

95,768 08

0 00

132,724 59

(33,195 46)
2,669 51
(30,525 95)

EURO CURRENCY
G/L FROM CGY ACTIVITY

0 00
(69 38)
(69 38)

TOTAL ISSUE

8,000 000

95,768 08

0 00

132,724 59

(33,195 46)
2,669 51
(30,525 95)

TOTAL SALES

8,000 000

95,768 08

0 00

132,724 59

(33,195 46)
2,669 51
(30,525 95)

TRANSFER OF INV DISPOSITIONS

TNT POST GROEP NV

SEDOL # 7108792

BKR RESULT OF AN OPTIONAL SCRIPT DIA

TRN 010517-154446-000 DE /704

14,000 000 O 0000

T/D 15 MAY 01 S/D 15 MAY 01 V/D 15 MAY 01

0 00

0 00

0 00

0 00

TOTAL ISSUE
14,000 000



DISPOSITIONS

DESCRIPTION	UNITS	FX RATE	GROSS PRICE LOCAL/ COMM & FEES LOCAL	PRINCIPAL LOCAL/BASE	INCOME LOCAL/BASE	BOOK VALUE PRINCIPAL LOCAL/BASE	GAIN/(LOSS) IN BASE DUE TO MARKET/CURRENCY/NET
-------------	-------	---------	---	-------------------------	----------------------	---------------------------------------	--

NETHERLANDS/EURO CURRENCY (CONTINUED)

TOTAL TRANSFER OF INV DISPOSITIONS	14,000 000		0 00	0 00	0 00	0 00	0 00
TOTAL COMMON STOCK	22,000 000			95,768 08	0 00	132,724 59	(33,195.46)
OTHER EQUITIES				86,021 81	0 00	116,547 76	2,669.51
							(30,525 95)

TRANSFER OF INV DISPOSITIONS
HAGEMeyer NV
DUE 31 DEC 49
SEDOL # 7066782
BKR: RESULT OF AN OPTIONAL SCRIPT DIV
TRN: 010430-152144-000 ; DE /704
14,000 000
0 0000
T/D: 27 APR 01 S/D: 08 MAY 01 V/D: 08 MAY 01

TOTAL ISSUE
 14,000 000 | | 0 00 | 0 00 | 0 00 | 0 00 | 0 00 |

TRANSFER OF INV DISPOSITIONS
AHOLD (KON) NV OIJ
DUE 01 JUN 01
SEDOL # 7070619
BKR: RESULT OF AN OPTIONAL SCRIPT DIV
TRN: 010606-123530-000 ; DE /704
14,100 000
0 0000
T/D: 28 MAY 01 S/D: 08 JUN 01 V/D: 08 JUN 01

TOTAL ISSUE
 14,100 000 | | 0 00 | 0 00 | 0 00 | 0 00 | 0 00 |

Statement 11
Form 990-PF, Part IV, Line 1
Capital Gains and Losses
Glenmede Trust

PA

BNY
WESTERN
TRUST
COMPANY
A SUBDIVISION OF
THE BANK OF NEW YORK CORP. N.Y. N.Y.

DISPOSITIONS

DESCRIPTION	FX RATE	GROSS PRICE LOCAL/	PRINCIPAL	INCOME	BOOK VALUE	GAIN/(LOSS)
UNITS		COMB & FEES LOCAL	LOCAL/BASE	LOCAL/BASE	LOCAL/BASE	MARKET/CURRENCY/NET

NETHERLANDS/EURO CURRENCY (CONTINUED)

AMRO HLDGS NV

DUE 31 MAY 01

SEDOL # 94E4154

BKR RESULT OF AN OPTIONAL SCRIPT DIV

TRN 010524-163356-000 DE /704

16,000 000

T/D 23 MAY 01 S/D 06 JUN 01 V/D 06 JUN 01

0 00

0 00

0 00

0 00

0 00
 0 00
 0 00

TOTAL ISSUE

16,000 000

THT POST GROEP NV

DUE 31 DEC 49

SEDOL # 94E3490

BKR ASSET SWING/ISIN AMENDMENT

TRN 010514-155203-000 DE /704

14,000 000

T/D 10 MAY 01 S/D 10 MAY 01 V/D 10 MAY 01

0 00

0 00

0 00

0 00

0 00
 0 00
 0 00

TOTAL ISSUE

14,000 000

TOTAL TRANSFER OF INV DISPOSITIONS

58,100 000

TOTAL OTHER EQUITIES

58,100 000

TOTAL EQUITY INVESTMENTS

80,100 000

0 00

0 00

0 00

0 00

0 00

0 00

0 00

0 00

0 00

0 00

0 00

0 00

0 00

0 00

0 00

0 00

0 00

0 00

95,768 08

0 00

132,724 59

86,021 81

0 00

116,547 76

(33,195 46)
 2,669 51
 (30,525 95)

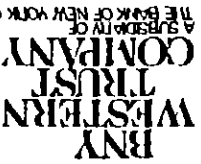


DISPOSITIONS

DESCRIPTION UNITS	FX RATE	GROSS PRICE LOCAL/ COMB & FEES LOCAL	PRINCIPAL LOCAL/BASE	INCOME LOCAL/BASE	BOOK VALUE PRINCIPAL LOCAL/BASE	GAIN/(LOSS) IN BASE DUE TO MARKET/CURRENCY/NET
-------------------	---------	--------------------------------------	----------------------	-------------------	---------------------------------	--

NETHERLANDS/EURO CURRENCY (CONTINUED)

TOTAL FREE DELIVERY OF SECURITIES	72,100 000	0 00	0 00	0 00	0 00	0 00
TOTAL FREE DELIVER	72,100 000	0 00	0 00	0 00	0.00	0 00
TOTAL SECURITIES DISPOSITION	8,000 000	191 92	95,768 08	86,021 81	132,724 59	(33,195 46)
TOTAL DISPOSITIONS	8,000 000	191 92	95,768 08	86,021 81	116,547 76	(30,525 95)
GAIN/LOSS ON CURRENCY CONVERSION						0 00
						(69 38)
						(69 38)



A SUBSIDIARY OF THE BANK OF NEW YORK CORP. N.Y. N.Y.

DISPOSITIONS

DESCRIPTION	UNITS	FX RATE	GROSS PRICE LOCAL/ COMM & FEES LOCAL	LOCAL/BASE PRINCIPAL	LOCAL/BASE INCOME	LOCAL/BASE PRINCIPAL	BOOK VALUE	GAIN/(LOSS) IN BASE DUE TO MARKET/CURRENCY/NET
-------------	-------	---------	---	-------------------------	----------------------	-------------------------	------------	--

NEW ZEALAND/NEW ZEALAND DOLLAR

SALES OF FOREIGN EXCHANGE

NEW ZEALAND DOLLAR

FOR U S DOLLARS

TRN 010227-005083-505

FS /701

Z 4361

T/D 16 MAR 01 S/D 20 MAR 01 V/D 20 MAR 01

0 00

0 00

307 51

307 51

126 23

0 00
0 00
0 00

FOR U S DOLLARS

TRN 010227-004916-505

FS /701

Z 4360

T/D 16 MAR 01 S/D 20 MAR 01 V/D 20 MAR 01

0 00

0 00

1,742 50

1,742 50

715 30

0 00
0 00
0 00

FOR U S DOLLARS

TRN 010612-000655-500

FS /701

Z 4213

T/D 15 JUN 01 S/D 19 JUN 01 V/D 19 JUN 01

0 00

0 00

1,742 50

1,742 50

719 65

0 00
0 00
0 00

FOR U S DOLLARS

TRN 010525-004031-508

FS /701

Z 4213

T/D 15 JUN 01 S/D 19 JUN 01 V/D 19 JUN 01

0 00

0 00

307 50

307 50

127 00

TOTAL ISSUE

0 000

TOTAL SALES OF FOREIGN EXCHANGE

0 00

4,100 01


4,100 01

1,688 18

0 00

1,688 18

1,688 18



DISPOSITIONS

DESCRIPTION UNITS	FX RATE	GROSS PRICE LOCAL/ COMM & FEES LOCAL	PRINCIPAL LOCAL/BASE	INCOME LOCAL/BASE	BOOK VALUE LOCAL/BASE	GAIN/(LOSS) IN BASE DUE TO MARKET/CURRENCY/NET
-------------------	---------	--------------------------------------	----------------------	-------------------	-----------------------	--

NEW ZEALAND/NEW ZEALAND DOLLAR (CONTINUED)

TOTAL CASH	0 000	0 00	4,100 01	4,100 01	4,100.01	0 00
TOTAL FOREIGN EXCHANGE	0 000	0 00	4,100 01	4,100 01	4,100 01	0 00
TOTAL DISPOSITIONS	0 000	0 00	4,100 01	4,100 01	4,100 01	0 00
GAIN/LOSS ON CURRENCY CONVERSION	0 00	0 00	0 00	0 00	0 00	0 00

BNY
WESTERN
TRUST
COMPANY
 A MEMBER OF
 THE BANK OF NEW YORK COMPANY INC

DISPOSITIONS

DESCRIPTION	UNITS	FX RATE	GROSS PRICE LOCAL/	PRINCIPAL	LOCAL/BASE	INCOME	LOCAL/BASE	BOOK VALUE	PRINCIPAL	LOCAL/BASE	GAIN/(LOSS)	IN BASE DUE TO	MARKET/CURRENCY/NET
-------------	-------	---------	--------------------	-----------	------------	--------	------------	------------	-----------	------------	-------------	----------------	---------------------

SINGAPORE/SINGAPORE DOLLAR

SALES OF FOREIGN EXCHANGE

SINGAPORE DOLLAR

FOR U S DOLLARS

BKR BANK OF NEW YORK

TRN 010219-500051-000

FS /701

1 7410

T/D 19 FEB 01 S/D 22 FEB 01 V/D 22 FEB 01

0 00

310,703 00

178,462 38

0 00

310,703 00

178,821 87

0 00 (359 49)

TOTAL ISSUE

0 000

310,703 00

178,462 38

0 00

310,703 00

178,821 87

0 00 (359 49)

TOTAL SALES OF FOREIGN EXCHANGE

0 000

310,703 00

178,462 38

0 00

310,703 00

178,821 87

0 00 (359 49)

TOTAL CASH

0 000

310,703 00

178,462 38

0 00

310,703 00

178,821 87

0 00 (359 49)

EQUITY INVESTMENTS

COMMON STOCK

SALES

SINGAPORE AIRLINES

SEDOL # 6811734

BKR MORGAN STANLEY CO INC NEW YORK

TRN 010219-012889-200

SE /701

21,000 000

1 7375

T/D 19 FEB 01 S/D 22 FEB 01 V/D 22 FEB 01

14 854

310,703 00

178,821 87

0 00


354,158 81

204,420 67

(25,010 54) (588 26)

PAGE

4
 Statement 18
 Form 990-PF, Part IV, Line 1
 Capital Gains and Losses
 Glenmede Trust



DISPOSITIONS

A SUBDIVISION OF THE BANK OF NEW YORK COMPANY, INC.

DESCRIPTION UNITS	FX RATE	GROSS PRICE LOCAL/ COMH & FEES LOCAL	PRINCIPAL LOCAL/BASE	INCOME LOCAL/BASE	BOOK VALUE LOCAL/BASE	GAIN/(LOSS) IN BASE DUE TO MARKET/CURRENCY/NET
-------------------	---------	--------------------------------------	----------------------	-------------------	-----------------------	--

SINGAPORE/SINGAPORE DOLLAR (CONTINUED)

TOTAL ISSUE	21,000 000		310,703 00	0 00	354,158 81	(25,010 54)
TOTAL SALES	21,000 000		310,703 00	0 00	354,158 81	(25,010 54)
TOTAL COMMON STOCK	21,000 000		310,703 00	0 00	354,158 81	(25,010 54)
TOTAL EQUITY INVESTMENTS	21,000 000		310,703 00	0 00	354,158 81	(25,010 54)
TOTAL SECURITIES DISPOSITION	21,000 000		310,703 00	0 00	354,158 81	(25,010 54)
TOTAL FOREIGN EXCHANGE	0 000	0 00	310,703 00	0 00	310,703 00	0 00
TOTAL DISPOSITIONS	21,000 000	1,247 80	621,406 00	0 00	664,861 81	(25,010 54)
GAIN/LOSS ON CURRENCY CONVERSION						(25,958.29)

**BNY
WESTERN
TRUST
COMPANY**
A Subsidiary of
THE BANK OF NEW YORK COMPANY INC

DISPOSITIONS

DESCRIPTION	UNITS	GROSS PRICE LOCAL/ COMM & FEES LOCAL	PRINCIPAL LOCAL/BASE	INCOME LOCAL/BASE	BOOK VALUE PRINCIPAL LOCAL/BASE	GAIN/(LOSS) IN BASE DUE TO MARKET/CURRENCY/NET
-------------	-------	---	-------------------------	----------------------	---------------------------------------	--

SPAIN/EURO CURRENCY

ILITY INVESTMENTS

JOHNSON STOCK

SALES

EHDESA SA EUR1 20

SEDOL # 5271782

BKR DRESNER KLEINWORTH LONDON

TRN 010504-017882-200 SE /701

14,600 000 1 1169

T/D 04 MAY 01 S/D 09 MAY 01 V/D 09 MAY 01

18 470

269,005 88 240,522 33

0 00

273,906 83 240,522 33

(4,387 99) 4,716 12 328 13

TOTAL ISSUE

14,600 000

269,005 88 240,850 46

0 00

273,906 83 240,522 33

(4,387 99) 4,716 12 328 13

REPSOL YPF SA EUR1

SEDOL # 5669354

BKR KLEINHOF BENSON LTD, LONDON

TRN 001221-010308-200 SE /701

2,600 000 1 1025

20 DEC 00 S/D 27 DEC 00 V/D 27 DEC 00

16 392

42,619 81 38,657 42

0 00

45,850 00 40,261 68

(2,929 88) 1,325 62 (1,604 26)

BKR MORGAN STANLEY AND CO INC NY

TRN 010207-007896-200 SE /701

7,100 000 1 0733

T/D 06 FEB 01 S/D 09 FEB 01 V/D 09 FEB 01

18 195

129,186 28 120,363 63

0 00

125,205 78 109,945 37

3,708 66 6,709 60 10,418 26

TOTAL ISSUE

9,700 000

171,806 09 159,021 05

0 00

171,055 78 150,207 05

778 78 8,035 22 8,814 08

GRUPO DRAGADOS SA
SEDOL # 5687000

DISPOSITIONS

BNY
WESTERN
TRUST
COMPANY
A Subsidiary of
THE BANK OF NEW YORK COMPANY INC

001672

DESCRIPTION	UNITS	FX RATE	GROSS PRICE LOCAL/ COMM & FEES LOCAL	PRINCIPAL LOCAL/BASE	INCOME LOCAL/BASE	BOOK VALUE PRINCIPAL LOCAL/BASE	GAIN/(LOSS) IN BASE DUE TO MARKET/CURRENCY/NET
-------------	-------	---------	---	-------------------------	----------------------	---------------------------------------	--

SPAIN/EURO CURRENCY (CONTINUED)

BKR SALOMON SMITH BARNNEY INC NEW YORK

010214-018515-200 : SE /701

6,200 000

14 FEB 01 S/D: 20 FEB 01 V/D 20 FEB 01

13 365

82,700 37

0 00

73,841 37

8,137 98

TOTAL ISSUE

6,200 000

82,700.37

0 00

73,841 37

8,137 98

TOTAL SALES

30,500 000

523,512 34

0 00

518,803 98

4,528 77

TOTAL EQUITY INVESTMENTS

30,500 000

523,512 34

0 00

518,803 98

4,528 77

TOTAL SECURITIES DISPOSITION

30,500 000

523,512 34

0 00

518,803 98

4,528 77

TOTAL DISPOSITIONS

30,500 000

705 05

523,512 34

0 00

518,803 98

4,528.77

GAIN/LOSS ON CURRENCY CONVERSION

0 00

0 00

20,270.22

PAGE

49



DISPOSITIONS

DESCRIPTION	UNITS	FX RATE	GROSS PRICE LOCAL/ COMM & FEES LOCAL	PRINCIPAL LOCAL/BASE	INCOME LOCAL/BASE	BOOK VALUE PRINCIPAL LOCAL/BASE	GAIN/(LOSS) IN BASE DUE TO MARKET/CURRENCY/NET
-------------	-------	---------	---	-------------------------	----------------------	---------------------------------------	--

SWEDEN/SWEDISH KRONA

SALES OF FOREIGN EXCHANGE

SWEDISH KRONA

FOR U S DOLLARS

BKR BANK OF NEW YORK

TRN 010309-500639-000

ES /701

9 7725

T/D 09 MAR 01 S/D 14 MAR 01 V/D 14 MAR 01

0 00

1,862,411 71

0 00

1,862,411 71

0 00
(714 47)
(714 47)

FOR U S DOLLARS

BKR BANK OF NEW YORK

TRN 010314-501497-000

ES /701

10 0925

T/D 14 MAR 01 S/D 19 MAR 01 V/D 19 MAR 01

0 00

2,108,350 85

0 00

2,108,350 85

0 00
(1,543 03)
(1,543 03)

FOR U S DOLLARS

TRN 010320-001205-500

ES /701

10 2355

T/D 09 APR 01 S/D 11 APR 01 V/D 11 APR 01

0 00

40,409 93

40,409 93

3,948 02

0 00
0 00
0 00

FOR U S DOLLARS

TRN 010412-002373-509

ES /701

10 3050

T/D 03 MAY 01 S/D 07 MAY 01 V/D 07 MAY 01

0 00

75,862 50

75,862 50

7,361 72

0 00
0 00
0 00

FOR U S DOLLARS

TRN 010412-002097-511

ES /701

10 3050

T/D 03 MAY 01 S/D 07 MAY 01 V/D 07 MAY 01

0 00

78,200 00

78,200 00

7,588 55

0 00
0 00
0 00

PAGE

495

Statement 11

Form 990-PF, Part IV, Line 1

Capital Gains and Losses

Glenmede Trust



A MEMBER OF THE BANK OF NEW YORK COMPANY, INC.

DISPOSITIONS

DESCRIPTION UNITS	FX RATE	GROSS PRICE LOCAL/COM & FEES LOCAL	PRINCIPAL LOCAL/BASE	INCOME LOCAL/BASE	BOOK VALUE LOCAL/BASE	PRINCIPAL IN BASE DUE TO MARKET/CURRENCY/NET	GAIN/(LOSS)
-------------------	---------	------------------------------------	----------------------	-------------------	-----------------------	--	-------------

SWEDEN/SWEDISH KRONA (CONTINUED)

FOR U S DOLLARS
 TRN: 010413-002884-500 FS /701
 10 3400
 04 MAY 01 S/D 08 MAY 01 V/D: 08 MAY 01

0 00	0 00	0 00	112,200 00	10,851 07	112,200 00	0 00	0 00
------	------	------	------------	-----------	------------	------	------

TOTAL ISSUE	0 000	3,970,762 56	306,672 43	29,749 36	4,277,434 99	0 00	(2,257 50)
-------------	-------	--------------	------------	-----------	--------------	------	------------

TOTAL SALES OF FOREIGN EXCHANGE	0 000	3,970,762 56	306,672 43	29,749 36	4,277,434 99	0 00	(2,257 50)
---------------------------------	-------	--------------	------------	-----------	--------------	------	------------

TOTAL CASH	0 000	3,970,762 56	306,672 43	29,749 36	4,277,434 99	0 00	(2,257 50)
------------	-------	--------------	------------	-----------	--------------	------	------------

EQUITY INVESTMENTS
 COMMON STOCK

SALES

GRAZENECA ORD US
 L # 5659902

TRN: 010309-015357-200 SE /701
 BKR: KLEINWORT BENSON LTD, LONDON
 4,200 000
 9 7360
 T/D: 09 MAR 01 S/D 14 MAR 01 V/D 14 MAR 01

(7,535 96)	8 17	(7,527 79)	1,935,781 85	0 00	1,935,781 85	0 00	(7,535 96)
------------	------	------------	--------------	------	--------------	------	------------

BKR: KLEINWORT BENSON LTD, LONDON
 TRN: 010315-009342-200 SE /701
 4,800 000
 10 0185
 T/D: 14 MAR 01 S/D: 19 MAR 01 V/D 19 MAR 01

(10,377 93)	(6,398 09)	(16,776 02)	2,212,322 11	0 00	2,212,322 11	0 00	(10,377 93)
-------------	------------	-------------	--------------	------	--------------	------	-------------

**BNY
WESTERN
TRUST
COMPANY**
A SUBSIDIARY OF
THE BANK OF NEW YORK COMPANY, INC.

DISPOSITIONS

DESCRIPTION	UNITS	FX RATE	GROSS PRICE LOCAL/ COMM & FEES LOCAL	PRINCIPAL LOCAL/BASE	INCOME LOCAL/BASE	BOOK VALUE PRINCIPAL LOCAL/BASE	GAIN/(LOSS) IN BASE DUE TO MARKET/CURRENCY/NET
-------------	-------	---------	---	-------------------------	----------------------	---------------------------------------	--

SWEDEN/SWEDISH KRONA (CONTINUED)

TOTAL SALES	9,000 000		3,970,762 56	401,737 02	0 00	4,148,103 96	(17,913 89)
TOTAL COMMON STOCK	9,000 000		3,970,762 56	401,737 02	0 00	4,148,103 96	(17,913 89)
TOTAL EQUITY INVESTMENTS	9,000 000		3,970,762 56	401,737 02	0 00	4,148,103 96	(17,913 89)
TOTAL SECURITIES DISPOSITION	9,000 000	7,957 44	3,970,762 56	401,737 02	0 00	4,148,103 96	(17,913 89)
TOTAL FOREIGN EXCHANGE	0 000	0 00	3,970,762 56	399,479 52	29,749 36	4,277,434 99	(2,257 50)
TOTAL DISPOSITIONS	9,000 000	7,957 44	7,941,525 12	801,216 54	306,672 43	8,425,538 95	(17,913 89)
GAIN/LOSS ON CURRENCY CONVERSION							(8,647 42)
							(26,561 31)

49 PAGE
Statement 11
Form 990-PF, Part IV, Line 1
Capital Gains and Losses
Glennede Trust



DISPOSITIONS

A SUBSIDIARY OF THE BANK OF NEW YORK COMPANY, INC.

DESCRIPTION UNITS	FX RATE	GROSS PRICE LOCAL/COM & FEES LOCAL	PRINCIPAL LOCAL/BASE	INCOME LOCAL/BASE	BOOK VALUE PRINCIPAL LOCAL/BASE	GAIN/(LOSS) IN BASE DUE TO MARKET/CURRENCY/NET
-------------------	---------	------------------------------------	----------------------	-------------------	---------------------------------	--

SWITZERLAND/SWISS FRANC

CASH

ES OF FOREIGN EXCHANGE

SWISS FRANCS

FOR U S DOLLARS

BKR, BANK OF NEW YORK

TRN, 010314-500850-000 ; FS /701

1 6892

T/D, 14 MAR 01 S/D 19 MAR 01 V/D 19 MAR 01

0 00

352,829 84

208,873 93

0 00

352,829 84

209,096 74

(222 81)

(222 81)

0 00

FOR U S DOLLARS

TRN 010321-000789-512 ; FS /701

1 7178

T/D, 11 APR 01 S/D 13 APR 01 V/D 13 APR 01

0 00

0 00

3,575 00

2,081 15

3,575 00

2,081 15

0 00

0 00

0 00

FOR U S DOLLARS

TRN, 010511-001528-512 ; FS /701

1 8000

T/D, 01 JUN 01 S/D 05 JUN 01 V/D 05 JUN 01

0 00

0 00

7,150 00

3,972 22

7,150 00

3,972 22

0 00

0 00

0 00

TOTAL ISSUE

0 000

352,829 84

208,873 93

10,725 00

6,053 37

363,554 84

215,150 11

(222 81)

(222 81)

0 00

TOTAL SALES OF FOREIGN EXCHANGE

0 000

352,829 84

208,873 93

10,725 00

6,053.37

363,554 84

215,150 11

(222 81)

(222 81)

0 00

TOTAL CASH

0 000

352,829 84

208,873 93

10,725 00

6,053 37

363,554 84

215,150 11

(222 81)

(222 81)

0 00

DISPOSITIONS

DESCRIPTION UNITS	FX RATE	GROSS PRICE LOCAL/	LOCAL/BASE	PRINCIPAL	LOCAL/BASE	INCOME	LOCAL/BASE	BOOK VALUE	PRINCIPAL	LOCAL/BASE	GAIN/(LOSS)	IN BASE DUE TO	MARKET/CURRENCY/NET
-------------------	---------	--------------------	------------	-----------	------------	--------	------------	------------	-----------	------------	-------------	----------------	---------------------

SWITZERLAND/SWISS FRANC (CONTINUED)

QUALITY INVESTMENTS
COMMON STOCK

SALES

NESTLE SA SZFL(REG)

SEDOL # 4616696
BKR NORGAN STANLEY CO INC NEW YORK
TRN 010314-018288-200 SE /701
100 000
1 6874

T/D 14 MAR 01 S/D 19 MAR 01 V/D 19 MAR 01

3,528,298 0 00

352,829 84

0 00

360,097 96

(4,307 29) 3,360 89 (946 40)

TOTAL ISSUE

100 000

352,829 84

0 00

360,097 96

(4,307 29) 3,360 89 (946 40)

TOTAL SALES

100 000

352,829 84

0 00

360,097 96

(4,307 29) 3,360 89 (946 40)

TRANSFER OF INV DISPOSITIONS

NESTLE SA SZFL(REG)

SEDOL # 4616696
BKR RESULT OF PAR VALUE CHANGE
TRN 010612-152020-000 DE /704
100 000
1 7144

T/D 11 JUN 01 S/D 11 JUN 01 V/D 11 JUN 01

0 00

0 00

0 00

360,097 95

0 00

TOTAL ISSUE

100 000

0 00

0 00

360,097 95

0 00

TOTAL TRANSFER OF INV DISPOSITIONS

100 000

0 00

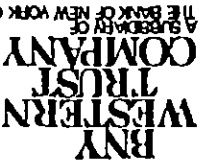
0 00

360,097 95

0 00

PAGE

4
Statement 88
Form 990-PF, Part IV, Line 1
Capital Gains and Losses
Glenmede Trust



DISPOSITIONS

A MEMBER OF THE BANK OF NEW YORK COMPANY INC

DESCRIPTION UNITS	FX RATE	GROSS PRICE LOCAL/ COMM & FEES LOCAL	PRINCIPAL LOCAL/BASE	INCOME LOCAL/BASE	BOOK VALUE LOCAL/BASE	GAIN/(LOSS) IN BASE DUE TO MARKET/CURRENCY/NET
-------------------	---------	--------------------------------------	----------------------	-------------------	-----------------------	--

SWITZERLAND/SWISS FRANC (CONTINUED)

TOTAL COMMON STOCK	200 000	352,829 84	209,096 74	0 00	720,195 91	(4,307 29)
					420,086 28	3,360 89
						(946 40)

TOTAL EQUITY INVESTMENTS	200 000	352,829 84	209,096 74	0 00	720,195 91	(4,307 29)
					420,086 28	3,360 89
						(946 40)

TOTAL FREE DELIVERY OF SECURITIES

	100 000	0 00	0 00	0 00	360,097 95	0 00
					210,043 14	0 00
						0 00

TOTAL FREE DELIVER

	100 000	0 00	0 00	0 00	360,097 95	0 00
					210,043 14	0 00
						0 00

TOTAL SECURITIES DISPOSITION

	100 000	352,829 84	209,096 74	0 00	360,097 95	(4,307 29)
					210,043 14	3,360 89
						(946 40)

TOTAL FOREIGN EXCHANGE

	0 000	352,829 84	208,873 93	10,725 00	363,554 84	0 00
					215,150 11	(222 81)
						(222 81)

TOTAL DISPOSITIONS

	100 000	705,659 68	417,970 67	10,725 00	723,652 80	(4,307 29)
					425,193 25	3,138 08
						(1,169 21)

GAIN/LOSS ON CURRENCY CONVERSION

0 00
0 00
0 00

PAGE

Statement 11
Form 990-PF, Part IV, Line 1

Capital Gains and Losses
Glenmede Trust



A SUBSIDIARY OF THE BANK OF NEW YORK COMPANY INC

DISPOSITIONS

DESCRIPTION	UNITS	FX RATE	GROSS PRICE LOCAL/	COMM & FEES LOCAL	PRINCIPAL	LOCAL/BASE	INCOME	LOCAL/BASE	BOOK VALUE	PRINCIPAL	LOCAL/BASE	GAIN/(LOSS)	IN BASE DUE TO	MARKET/CURRENCY/NET
-------------	-------	---------	--------------------	-------------------	-----------	------------	--------	------------	------------	-----------	------------	-------------	----------------	---------------------

UNITED KINGDOM/BRITISH PND STERLING

SALES OF FOREIGN EXCHANGE

POUNDS STERLING

FOR U S DOLLARS

BKR BANK OF NEW YORK

TRN 010124-500941-000

1 4554

T/D 24 JAN 01 S/D 31 JAN 01 V/D 31 JAN 01

0 00

432,115 28

0 00

432,115 28

0 00
0 00
(860 33)

FOR U S DOLLARS

TRN 001226-000955-511

1 4570

T/D 01 FEB 01 S/D 05 FEB 01 V/D 05 FEB 01

0 00

0 00

4,030 00

4,030 00

0 00
0 00
0 00

FOR U S DOLLARS

TRN 001226-002165-507

1 4550

T/D 02 FEB 01 S/D 06 FEB 01 V/D 06 FEB 01

0 00

0 00

3,780 00

3,780 00

0 00
0 00
0 00

FOR U S DOLLARS

TRN 001215-002342-509

1 4440

T/D 19 FEB 01 S/D 21 FEB 01 V/D 21 FEB 01

0 00

0 00

2,784 00

2,784 00

0 00
0 00
0 00

FOR U S DOLLARS

TRN 001218-000581-508

1 4440

T/D 19 FEB 01 S/D 21 FEB 01 V/D 21 FEB 01

0 00

0 00

5,336 00

5,336 00

0 00
0 00
0 00



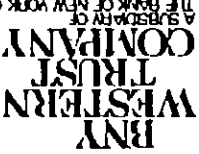
DISPOSITIONS

A MEMBER OF THE BANK OF NEW YORK COMPANY INC.

DESCRIPTION UNITS	FX RATE	GROSS PRICE LOCAL/	PRINCIPAL LOCAL/BASE	INCOME LOCAL/BASE	BOOK VALUE PRINCIPAL LOCAL/BASE	GAIN/(LOSS) IN BASE DUE TO MARKET/CURRENCY/NET
-------------------	---------	--------------------	----------------------	-------------------	---------------------------------	--

UNITED KINGDOM/BRITISH PND STERLING (CONTINUED)

FOR U S DOLLARS TRN: 010213-001127-518 ES /701 1 4423	T/D: 15 MAR 01 S/D: 19 MAR 01 V/D 19 MAR 01	0 00	3,906 00	5,633 62	3,906 00	0 00
FOR U S DOLLARS TRN: 010220-002574-515 : ES /701 1 4269	T/D: 19 MAR 01 S/D: 21 MAR 01 V/D 21 MAR 01	0 00	1,786 80	2,549 58	1,786 80	0 00
FOR U S DOLLARS TRN: 010306-003230-507 ES /701 1 4230	T/D: 06 APR 01 S/D: 10 APR 01 V/D 10 APR 01	0 00	6,604 92	9,398 80	6,604 92	0 00
FOR U S DOLLARS TRN: 001222-001491-526 : ES /701 1 4250	T/D: 17 APR 01 S/D: 19 APR 01 V/D 19 APR 01	0 00	1,080 00	1,539 00	1,080 00	0 00
FOR U S DOLLARS TRN: 010227-003554-516 ES /701 1 4250	T/D: 02 MAY 01 S/D: 04 MAY 01 V/D 04 MAY 01	0 00	8,605 20	12,262 41	8,605 20	0 00
FOR U S DOLLARS TRN: 010220-002142-514 ES /701 1 4165	T/D: 18 MAY 01 S/D: 22 MAY 01 V/D 22 MAY 01	0 00	3,796 00	5,377 03	3,796 00	0 00



DISPOSITIONS

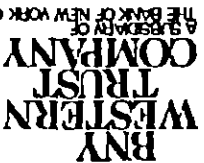
DESCRIPTION UNITS	FX RATE	GROSS PRICE LOCAL/ COMM & FEES LOCAL	PRINCIPAL LOCAL/BASE	INCOME LOCAL/BASE	BOOK VALUE PRINCIPAL LOCAL/BASE	GAIN/(LOSS) IN BASE DUE TO MARKET/CURRENCY/NET
-------------------	---------	--------------------------------------	----------------------	-------------------	---------------------------------	--

UNITED KINGDOM/BRITISH PND STERLING (CONTINUED)

FOR U S DOLLARS TRN 010424-007146-504 ES /701 1 4240	T/D 21 MAY 01 S/D 23 MAY 01 V/D 23 MAY 01	0 00	4,335 00	6,173 04	4,335 00	0 00
FOR U S DOLLARS TRN 010313-002747-517 ES /701 1 4260	T/D 23 MAY 01 S/D 25 MAY 01 V/D 25 MAY 01	0 00	9,660 00	13,775 16	9,660 00	0 00
FOR U S DOLLARS TRN 010501-003450-506 ES /701 1 4130	T/D 31 MAY 01 S/D 04 JUN 01 V/D 04 JUN 01	0 00	6,150 00	8,689 95	6,150 00	0 00
FOR U S DOLLARS TRN 010417-001118-506 ES /701 1 4135	T/D 01 JUN 01 S/D 05 JUN 01 V/D 05 JUN 01	0 00	3,432 00	4,851 13	3,432 00	0 00
FOR U S DOLLARS TRN 010313-003937-522 ES /701 1 4135	T/D 01 JUN 01 S/D 05 JUN 01 V/D 05 JUN 01	0 00	8,944 00	12,642 34	8,944 00	0 00
FOR U S DOLLARS TRN 010515-003307-511 ES /701 1 3780	T/D 11 JUN 01 S/D 13 JUN 01 V/D 13 JUN 01	0 00	1,810 51	2,494 88	1,810 51	0 00

PAGE

Statement 11
Form 990-PF, Part IV, Line 1
Capital Gains and Losses
Glennmede Trust



DISPOSITIONS

A SUBSIDIARY OF
THE BANK OF NEW YORK COMPANY INC

DESCRIPTION	FX RATE	GROSS PRICE LOCAL/ COM & FEES LOCAL	PRINCIPAL LOCAL/BASE	INCOME LOCAL/BASE	BOOK VALUE PRINCIPAL LOCAL/BASE	GAIN/(LOSS) IN BASE DUE TO MARKET/CURRENCY/NET
-------------	---------	--	-------------------------	----------------------	---------------------------------------	--

UNITED KINGDOM/BRITISH PND STERLING (CONTINUED)

FOR U S DOLLARS 010403-001469-506 : ES /701 1 3770	T/D 15 JUN 01 S/D 19 JUN 01 V/D 19 JUN 01	0 00	0 00	7,087 50	9,759 49	7,087 50
FOR U S DOLLARS 010515-002831-510 : ES /701 1 3770	T/D 15 JUN 01 S/D 19 JUN 01 V/D 19 JUN 01	0 00	0 00	3,906 00	5,378 56	3,906 00
FOR U S DOLLARS BANK OF NEW YORK TRN: 010619-500627-000 : ES /701 1 3953	T/D 19 JUN 01 S/D 22 JUN 01 V/D 22 JUN 01	0 00	0 00	58,921 67	82,213 41	58,921 67
FOR U S DOLLARS TRN 010501-003649-532 ES /701 1 4005	T/D 05 JUL 01 S/D 09 JUL 01 V/D 09 JUL 01	0 00	0 00	983 16	1,376 92	983 16
FOR U S DOLLARS TRN 010619-009897-506 : ES /701 1 4190	T/D 27 JUL 01 S/D 31 JUL 01 V/D 31 JUL 01	0 00	0 00	2,430 00	3,448 17	2,430 00
TOTAL ISSUE		0 000		491,036 95	711,113 99	491,036 95
TOTAL SALES OF FOREIGN EXCHANGE		0 000		90,447 09	128,446 97	90,447 09

DISPOSITIONS

DESCRIPTION UNITS	FX RATE	GROSS PRICE LOCAL/ COMM & FEES LOCAL	PRINCIPAL LOCAL/BASE	INCOME LOCAL/BASE	BOOK VALUE PRINCIPAL LOCAL/BASE	GAIN/(LOSS) IN BASE DUE TO MARKET/CURRENCY/NET
-------------------	---------	--------------------------------------	----------------------	-------------------	---------------------------------	--

UNITED KINGDOM/BRITISH PND STERLING (CONTINUED)

AL CASH	0 000		491,036 95	90,447 09	581,484 04	(1,251 38)
EQUITY INVESTMENTS						(1,251 38)
COMMON STOCK						(1,251 38)
SALES						
SIX CONTINENTS ORD						
SEDOL # 0243195						
BKR KLEINHORT BENSON LTD, LONDON						
TRN 010125-013297-200						
SE /701						
T/D 24 JAN 01 S/D 31 JAN 01						
35,000 000						
1 4577						
7 585						
264,971 99						
386,256 55						
531 01						
TOTAL ISSUE	35,000 000		264,971 99	386,256 55	244,676 66	29,585 03
T/D 24 JAN 01 S/D 31 JAN 01						
35,000 000						
1 4577						
4 785						
167,143 29						
243,649 11						
334 96						
TOTAL ISSUE	35,000 000		167,143 29	243,649 11	163,406 34	5,447 45
T/D 24 JAN 01 S/D 31 JAN 01						
35,000 000						
1 4577						
4 785						
167,143 29						
243,649 11						
334 96						
TOTAL ISSUE	35,000 000		167,143 29	243,649 11	163,406 34	5,447 45
T/D 24 JAN 01 S/D 31 JAN 01						
35,000 000						
1 4577						
4 785						
167,143 29						
243,649 11						
334 96						
TOTAL ISSUE	35,000 000		167,143 29	243,649 11	163,406 34	5,447 45
T/D 24 JAN 01 S/D 31 JAN 01						
35,000 000						
1 4577						
4 785						
167,143 29						
243,649 11						
334 96						
TOTAL ISSUE	35,000 000		167,143 29	243,649 11	163,406 34	5,447 45
T/D 24 JAN 01 S/D 31 JAN 01						
35,000 000						
1 4577						
4 785						
167,143 29						
243,649 11						
334 96						
TOTAL ISSUE	35,000 000		167,143 29	243,649 11	163,406 34	5,447 45
T/D 24 JAN 01 S/D 31 JAN 01						
35,000 000						
1 4577						
4 785						
167,143 29						
243,649 11						
334 96						
TOTAL ISSUE	35,000 000		167,143 29	243,649 11	163,406 34	5,447 45
T/D 24 JAN 01 S/D 31 JAN 01						
35,000 000						
1 4577						
4 785						
167,143 29						
243,649 11						
334 96						
TOTAL ISSUE	35,000 000		167,143 29	243,649 11	163,406 34	5,447 45
T/D 24 JAN 01 S/D 31 JAN 01						
35,000 000						
1 4577						
4 785						
167,143 29						
243,649 11						
334 96						
TOTAL ISSUE	35,000 000		167,143 29	243,649 11	163,406 34	5,447 45

PCD BRIT FOODS
 SOL # 0673123
 BKR CITIBANK, LONDON
 TRN 010125-013413-200
 SE /701

SIX CONTINENTS ORD
 SEDOL # 0243195
 BKR KLEINHORT BENSON LTD, LONDON
 TRN 010125-013297-200
 SE /701

RAILTRACK GROUP OR
 SEDOL # 0721293



THE BANK OF NEW YORK COMPANY INC

DISPOSITIONS

DESCRIPTION UNITS	FX RATE	GROSS PRICE LOCAL/	LOCAL/BASE	PRINCIPAL	INCOME	LOCAL/BASE	BOOK VALUE	PRINCIPAL	LOCAL/BASE	GAIN/(LOSS)	IN BASE DUE TO	MARKET/CURRENCY/NET
-------------------	---------	--------------------	------------	-----------	--------	------------	------------	-----------	------------	-------------	----------------	---------------------

UNITED KINGDOM/BRITISH PND STERLING (CONTINUED)

BKR: UNAVAILABLE
 010619-018618-200 SE /701
 18,000 000 I 4019
 19 JUN 01 S/D 22 JUN 01 V/D 22 JUN 01
 3 280 118 08

TOTAL ISSUE	18,000 000		58,921 67	82,604 33	0 00	170,573 54	(156,528.63)	(7,538 83)	(164,067 46)			
TOTAL SALES	88,000 000		491,036 95	712,509 99	0 00	578,656 54	(121,496 15)	(8,480 26)	(129,976 41)			
TOTAL COMMON STOCK	88,000 000		491,036 95	712,509 99	0 00	578,656 54	(121,496 15)	(8,480 26)	(129,976 41)			
TOTAL EQUITY INVESTMENTS	88,000 000		491,036 95	712,509 99	0 00	578,656 54	(121,496 15)	(8,480 26)	(129,976 41)			
TOTAL SECURITIES DISPOSITION	88,000 000	984 05	491,036 95	712,509 99	0 00	578,656 54	(121,496 15)	(8,480 26)	(129,976 41)			
TOTAL FOREIGN EXCHANGE	0 000	0 00	491,036.95	711,113 99	90,447 09	581,484 04	(1,251.38)	(1,251 38)	0 00			
TOTAL DISPOSITIONS	88,000 000	984 05	982,073 90	1,423,623 98	90,447 09	1,160,140 58	(121,496 15)	(9,731.64)	(131,227 79)			
						1,683,298 74						

DISPOSITIONS

DESCRIPTION UNITS	FX RATE	GROSS PRICE LOCAL/ COMM & FEES LOCAL	PRINCIPAL LOCAL/BASE	INCOME LOCAL/BASE	BOOK VALUE PRINCIPAL LOCAL/BASE	GAIN/(LOSS) IN BASE DUE TO MARKET/CURRENCY/NET
----------------------	---------	---	-------------------------	----------------------	---------------------------------------	--

UNITED KINGDOM/BRITISH PND STERLING (CONTINUED)

GAIN/LOSS ON CURRENCY CONVERSION

0 00
0 00
0 00



A SUBSIDIARY OF THE BANK OF NEW YORK COMPANY, INC.

DISPOSITIONS

DESCRIPTION	UNITS	FX RATE	GROSS PRICE LOCAL/	PRINCIPAL	LOCAL/BASE	INCOME	LOCAL/BASE	BOOK VALUE	PRINCIPAL	LOCAL/BASE	GAIN/(LOSS)	IN BASE DUE TO	MARKET/CURRENCY/NET
-------------	-------	---------	--------------------	-----------	------------	--------	------------	------------	-----------	------------	-------------	----------------	---------------------

UNITED STATES/US DOLLAR

CASH

OF FOREIGN EXCHANGE

U S DOLLARS

FOR HONG KONG DOLLAR

BKR, BANK OF NEW YORK

TRN, 001211-500460-000

FS /701

1 0000

T/D, 11 DEC 00 S/D 13 DEC 00 V/D 13 DEC 00

0 00

364,204 17

0 00

364,204 17

0 00

0 00

0 00

FOR SINGAPORE DOLLAR

BKR, BANK OF NEW YORK

TRN, 001211-500933-000

FS /701

1 0000

T/D 11 DEC 00 S/D 14 DEC 00 V/D 14 DEC 00

0 00

204,562 36

0 00

204,562 36

0 00

0 00

0 00

FOR NEW ZEALAND DOLLAR

BKR, BANK OF NEW YORK

TRN, 001211-500932-000

FS /701

1 0000

11 DEC 00 S/D 14 DEC 00 V/D 14 DEC 00

0 00

98,514 95

0 00

98,514 95

0 00

0 00

0 00

FOR SWEDISH KRONA

BKR, BANK OF NEW YORK

TRN, 001211-500931-000

FS /701

1 0000

T/D, 11 DEC 00 S/D 14 DEC 00 V/D 14 DEC 00

0 00

1,121,000 88

0 00

1,121,000 88

0 00

0 00

0 00

PAGE

508

Statement 11

Form 990-PF, Part IV, Line 1

Capital Gains and Losses

Glennmede Trust

DISPOSITIONS

DESCRIPTION	UNITS	FX RATE	GROSS PRICE LOCAL/ COM & FEES LOCAL	LOCAL/BASE PRINCIPAL	LOCAL/BASE INCOME	LOCAL/BASE PRINCIPAL	BOOK VALUE	GAIN/(LOSS) IN BASE DUE TO MARKET/CURRENCY/NET
-------------	-------	---------	--	-------------------------	----------------------	-------------------------	------------	--

UNITED STATES/US DOLLAR (CONTINUED)

FOR DANISH KRONA BKR BANK OF NEW YORK TRN 001211-500929-000 ES /701 1 0000	T/D 11 DEC 00 S/D 14 DEC 00 V/D 14 DEC 00	0 00	687,739 07	687,739 07	0 00	687,739 07	687,739 07	0 00
FOR SWISS FRANCS BKR BANK OF NEW YORK TRN 001211-500928-000 ES /701 1 0000	T/D 11 DEC 00 S/D 14 DEC 00 V/D 14 DEC 00	0 00	1,065,590 13	1,065,590 13	0 00	1,065,590 13	1,065,590 13	0 00
FOR AUSTRALIAN DOLLAR BKR BANK OF NEW YORK TRN 001211-500927-000 ES /701 1 0000	T/D 11 DEC 00 S/D 14 DEC 00 V/D 14 DEC 00	0 00	1,002,260 94	1,002,260 94	0 00	1,002,260 94	1,002,260 94	0 00
FOR EURO BKR BANK OF NEW YORK TRN 001211-500926-000 ES /701 1 0000	T/D 11 DEC 00 S/D 14 DEC 00 V/D 14 DEC 00	0 00	10,443,626 18	10,443,626 18	0 00	10,443,626 18	10,443,626 18	0 00
FOR JAPANESE YEN BKR BANK OF NEW YORK TRN 001211-500925-000 ES /701 1 0000	T/D 11 DEC 00 S/D 14 DEC 00 V/D 14 DEC 00	0 00	5,065,356 88	5,065,356 88	0 00	5,065,356 88	5,065,356 88	0 00

PAGE

50

Statement 11
 Form 990-PF, Part IV, Line 1
 Capital Gains and Losses
 Glenmede Trust

DISPOSITIONS

DESCRIPTION	UNITS	FX RATE	GROSS PRICE LOCAL/ COMM & FEES LOCAL	PRINCIPAL LOCAL/BASE	INCOME LOCAL/BASE	BOOK VALUE PRINCIPAL LOCAL/BASE	GAIN/(LOSS) IN BASE DUE TO MARKET/CURRENCY/NET
-------------	-------	---------	---	-------------------------	----------------------	---------------------------------------	--

UNITED STATES/US DOLLAR (CONTINUED)

FOR POUNDS STERLING BANK OF NEW YORK TRN: 001211-500930-000 ; FS /701 1 0000	T/D: 11 DEC 00 S/D 18 DEC 00 V/D 18 DEC 00	0 00	5,524,658 33	5,524,658 33	0 00	5,524,658 33	0 00
FOR AUSTRALIAN DOLLAR BANK OF NEW YORK TRN: 001213-500450-000 ; FS /701 1 0000	T/D: 13 DEC 00 S/D 14 DEC 00 V/D 14 DEC 00	0 00	264,392 30	264,392 30	0 00	264,392 30	0 00
FOR EURO BANK OF NEW YORK TRN: 001214-510001-000 FS /701 1 0000	T/D: 14 DEC 00 S/D 19 DEC 00 V/D 19 DEC 00	0 00	179,588 78	179,588 78	0 00	179,588 78	0 00
FOR POUNDS STERLING BANK OF NEW YORK TRN: 001215-510001-000 FS /701 1 0000	T/D: 15 DEC 00 S/D 22 DEC 00 V/D 22 DEC 00	0 00	263,402 58	263,402 58	0 00	263,402 58	0 00
FOR POUNDS STERLING BANK OF NEW YORK TRN: 001220-500620-000 FS /701 1 0000	T/D: 20 DEC 00 S/D 29 DEC 00 V/D 29 DEC 00	0 00	272,371 59	272,371 59	0 00	272,371 59	0 00

Statement 11
Form 990-PF, Part IV, Line 1
Capital Gains and Losses
Glenmede Trust

0 00
0 00
0 00

0 00
0 00
0 00

0 00
0 00
0 00

0 00
0 00
0 00

0 00
0 00
0 00

PAGE

51

Statement 11

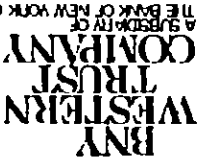
Form 990-PF, Part IV, Line 1

Capital Gains and Losses

Glenmede Trust



A BRESIDENCY OF THE BANK OF NEW YORK COMPANY INC.



DISPOSITIONS

DESCRIPTION	UNITS	FX RATE	GROSS PRICE LOCAL/	COMM & FEES LOCAL	PRINCIPAL	LOCAL/BASE	INCOME	LOCAL/BASE	PRINCIPAL	LOCAL/BASE	BOOK VALUE	GAIN/(LOSS)	IN BASE DUE TO	MARKET/CURRENCY/NET
-------------	-------	---------	--------------------	-------------------	-----------	------------	--------	------------	-----------	------------	------------	-------------	----------------	---------------------

UNITED STATES/US DOLLAR (CONTINUED)

BKR BANK OF NEW YORK JAPANESE YEN	TRN 010124-500951-000	ES /701	1 0000	T/D 24 JAN 01 S/D 29 JAN 01 V/D 29 JAN 01	0 00	281,764 48	0 00	281,764 48	281,764 48	0 00	281,764 48	0 00	0 00	0 00
BKR BANK OF NEW YORK JAPANESE YEN	TRN 010201-103845-000	ES /701	1 0000	T/D 30 JAN 01 S/D 02 FEB 01 V/D 02 FEB 01	0 00	119,446 14	0 00	119,446 14	119,446 14	0 00	119,446 14	0 00	0 00	0 00
BKR BANK OF NEW YORK FOR EURO	TRN 010201-103607-000	ES /701	1 0000	T/D 30 JAN 01 S/D 02 FEB 01 V/D 02 FEB 01	0 00	63,680 90	0 00	63,680 90	63,680 90	0 00	63,680 90	0 00	0 00	0 00
BKR BANK OF NEW YORK POUNDS STERLING	TRN 010201-103726-000	ES /701	1 0000	T/D 30 JAN 01 S/D 06 FEB 01 V/D 06 FEB 01	0 00	91,062 95	0 00	91,062 95	91,062 95	0 00	91,062 95	0 00	0 00	0 00
BKR BANK OF NEW YORK FOR SWEDISH KRONA	TRN 010202-500609-000	ES /701	1 0000	T/D 02 FEB 01 S/D 07 FEB 01 V/D 07 FEB 01	0 00	120,054 30	0 00	120,054 30	120,054 30	0 00	120,054 30	0 00	0 00	0 00



DISPOSITIONS

DESCRIPTION	UNITS	FX RATE	GROSS PRICE LOCAL/	PRINCIPAL	LOCAL/BASE	INCOME	LOCAL/BASE	BOOK VALUE	PRINCIPAL	LOCAL/BASE	GAIN/(LOSS)	MARKET/CURRENCY/NET
-------------	-------	---------	--------------------	-----------	------------	--------	------------	------------	-----------	------------	-------------	---------------------

UNITED STATES/US DOLLAR (CONTINUED)

FOR POUNDS STERLING BANK OF NEW YORK 010206-500754-000 ; FS /701 1 0000	T/D: 06 FEB 01 S/D: 09 FEB 01 V/D: 09 FEB 01	0 00	125,951 19	125,951 19	0 00	0 00	125,951 19	125,951 19	0 00	0 00	0 00	
FOR POUNDS STERLING BANK OF NEW YORK 010219-500071-000 ; FS /701 1 0000	T/D: 19 FEB 01 S/D: 22 FEB 01 V/D: 22 FEB 01	0 00	248,013 93	248,013 93	0 00	0 00	248,013 93	248,013 93	0 00	0 00	0 00	
FOR POUNDS STERLING BANK OF NEW YORK 010220-500809-000 ; FS /701 1 0000	T/D: 20 FEB 01 S/D: 23 FEB 01 V/D: 23 FEB 01	0 00	274,189 35	274,189 35	0 00	0 00	274,189 35	274,189 35	0 00	0 00	0 00	
FOR POUNDS STERLING BANK OF NEW YORK 010221-500959-000 ; FS /701 1 0000	T/D: 21 FEB 01 S/D: 26 FEB 01 V/D: 26 FEB 01	0 00	105,783 04	105,783 04	0 00	0 00	105,783 04	105,783 04	0 00	0 00	0 00	
FOR JAPANESE YEN BANK OF NEW YORK 010226-501009-000 ; FS /701 1 0000	T/D: 26 FEB 01 S/D: 01 MAR 01 V/D: 01 MAR 01	0 00	327,266 88	327,266 88	0 00	0 00	327,266 88	327,266 88	0 00	0 00	0 00	

PAGE

51

Statement 11
Form 990-PF, Part IV, Line 1
Capital Gains and Losses
Glenmede Trust

BNY
WESTERN
TRUST
COMPANY
A SUBSIDIARY OF
THE BANK OF NEW YORK COMPANY INC

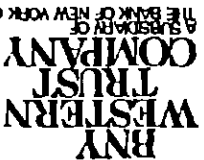
DISPOSITIONS

DESCRIPTION	UNITS	FX RATE	GROSS PRICE LOCAL/	PRINCIPAL	LOCAL/BASE	INCOME	LOCAL/BASE	BOOK VALUE	GAIN/(LOSS)	IN BASE DUE TO	MARKET/CURRENCY/NET
-------------	-------	---------	--------------------	-----------	------------	--------	------------	------------	-------------	----------------	---------------------

UNITED STATES/US DOLLAR (CONTINUED)

FOR EURO	BKR BANK OF NEW YORK	TRN 010228-500737-000	ES /701	1 0000	T/D 28 FEB 01 S/D 05 MAR 01 V/D 05 MAR 01	305,130 96	0 00	305,130 96	0 00	0 00	0 00
JAPANESE YEN	BKR BANK OF NEW YORK	TRN 010228-500737-000	ES /701	1 0000	T/D 28 FEB 01 S/D 05 MAR 01 V/D 05 MAR 01	305,130 96	0 00	305,130 96	0 00	0 00	0 00
FOR EURO	BKR BANK OF NEW YORK	TRN 010306-500551-000	ES /701	1 0000	T/D 06 MAR 01 S/D 09 MAR 01 V/D 09 MAR 01	262,233 28	0 00	262,233 28	0 00	0 00	0 00
FOR EURO	BKR BANK OF NEW YORK	TRN 010309-500429-000	ES /701	1 0000	T/D 09 MAR 01 S/D 14 MAR 01 V/D 14 MAR 01	61,606 48	0 00	61,606 48	0 00	0 00	0 00
EURO	BKR BANK OF NEW YORK	TRN 010314-500846-000	ES /701	1 0000	T/D 14 MAR 01 S/D 19 MAR 01 V/D 19 MAR 01	406,195 77	0 00	406,195 77	0 00	0 00	0 00
FOR EURO	BKR BANK OF NEW YORK	TRN 010316-500920-000	ES /701	1 0000	T/D 16 MAR 01 S/D 22 MAR 01 V/D 22 MAR 01	150,113 91	0 00	150,113 91	0 00	0 00	0 00

51 PAGE
 Statement 11
 Form 990-PF, Part IV, Line 1
 Capital Gains and Losses
 Glenmede Trust



DISPOSITIONS

DESCRIPTION	UNITS	EX RATE	GROSS PRICE LOCAL/ COMH & FEES LOCAL	PRINCIPAL LOCAL/BASE	INCOME LOCAL/BASE	BOOK VALUE PRINCIPAL LOCAL/BASE	GAIN/(LOSS) IN BASE DUE TO MARKET/CURRENCY/NET
-------------	-------	---------	---	-------------------------	----------------------	---------------------------------------	--

UNITED STATES/US DOLLAR (CONTINUED)

FOR EURO BANK OF NEW YORK TRN 010319-500771-000 FS /701 I 0000	T/D 19 MAR 01 S/D 22 MAR 01 V/D 22 MAR 01	0 00	100,221 89	100,221 89	0 00	100,221 89	0 00
FOR SWEDISH KRONA BANK OF NEW YORK TRN 010319-500272-000 FS /701 I 0000	T/D 19 MAR 01 S/D 22 MAR 01 V/D 22 MAR 01	0 00	90,697 73	90,697 73	0 00	90,697 73	0 00
FOR JAPANESE YEN BANK OF NEW YORK TRN 010326-142613-000 FS /701 I 0000	T/D 19 MAR 01 S/D 23 MAR 01 V/D 23 MAR 01	0 00	174,329 99	174,329 99	0 00	174,329 99	0 00
FOR JAPANESE YEN BANK OF NEW YORK TRN 010419-500938-000 FS /701 I 0000	T/D 19 APR 01 S/D 24 APR 01 V/D 24 APR 01	0 00	279,455 38	279,455 38	0 00	279,455 38	0 00
FOR EURO BANK OF NEW YORK TRN 010419-500913-000 FS /701 I 0000	T/D 19 APR 01 S/D 24 APR 01 V/D 24 APR 01	0 00	263,109 22	263,109 22	0 00	263,109 22	0 00

PAGE

51


Statement 11
Form 990-PF, Part IV, Line 1
Capital Gains and Losses
Glennmede Trust

DISPOSITIONS

DESCRIPTION UNITS	FX RATE	GROSS PRICE LOCAL/	PRINCIPAL	LOCAL/BASE	INCOME	LOCAL/BASE	BOOK VALUE	PRINCIPAL	LOCAL/BASE	GAIN/(LOSS)	IN BASE DUE TO	MARKET/CURRENCY/NET
-------------------	---------	--------------------	-----------	------------	--------	------------	------------	-----------	------------	-------------	----------------	---------------------

UNITED STATES/US DOLLAR (CONTINUED)

TRN 010504-500476-000 BKR BANK OF NEW YORK AUSTRALIAN DOLLAR	FS /701	1 0000	273,440 18	273,440 18	0 00	273,440 18	273,440 18	273,440 18	0 00	0 00	0 00	0 00
T/D 04 MAY 01 S/D 09 MAY 01 V/D 09 MAY 01												
TRN 010521-500606-000 BKR BANK OF NEW YORK FOR EURO	FS /701	1 0000	68,523 57	68,523 57	0 00	68,523 57	68,523 57	68,523 57	0 00	0 00	0 00	0 00
T/D 21 MAY 01 S/D 24 MAY 01 V/D 24 MAY 01												
TRN 010521-500404-000 BKR BANK OF NEW YORK FOR JAPANESE YEN	FS /701	1 0000	37,039 22	37,039 22	0 00	37,039 22	37,039 22	37,039 22	0 00	0 00	0 00	0 00
T/D 21 MAY 01 S/D 24 MAY 01 V/D 24 MAY 01												
TRN 010601-500564-000 BKR BANK OF NEW YORK EURO	FS /701	1 0000	349,263 81	349,263 81	0 00	349,263 81	349,263 81	349,263 81	0 00	0 00	0 00	0 00
T/D 01 JUN 01 S/D 07 JUN 01 V/D 07 JUN 01												
TRN 010615-500321-000 BKR BANK OF NEW YORK FOR EURO	FS /701	1 0000	91,711 85	91,711 85	0 00	91,711 85	91,711 85	91,711 85	0 00	0 00	0 00	0 00
T/D 15 JUN 01 S/D 20 JUN 01 V/D 20 JUN 01												



DISPOSITIONS

DESCRIPTION	UNITS	EX RATE	GROSS PRICE LOCAL/	COM & FEES LOCAL/	PRINCIPAL	LOCAL/BASE	INCOME	LOCAL/BASE	BOOK VALUE	PRINCIPAL	LOCAL/BASE	GAIN/(LOSS)	IN BASE DUE TO	MARKET/CURRENCY/NET
-------------	-------	---------	--------------------	-------------------	-----------	------------	--------	------------	------------	-----------	------------	-------------	----------------	---------------------

UNITED STATES/US DOLLAR (CONTINUED)

FOR JAPANESE YEN	010626-500446-000	FS /701	1 0000		287,859 97	0 00	0 00	287,859 97	287,859 97	0 00	0 00	0 00	0 00	0 00
T/D	26 JUN 01	S/D	29 JUN 01	V/D	29 JUN 01									
FOR POUNDS STERLING	010726-500837-000	FS /701	1 0000		102,926 86	0 00	0 00	102,926 86	102,926 86	0 00	0 00	0 00	0 00	0 00
T/D	26 JUL 01	S/D	31 JUL 01	V/D	31 JUL 01									
FOR POUNDS STERLING	010727-500730-000	FS /701	1 0000		162,202 11	0 00	0 00	162,202 11	162,202 11	0 00	0 00	0 00	0 00	0 00
T/D	27 JUL 01	S/D	01 AUG 01	V/D	01 AUG 01									
FOR POUNDS STERLING	010730-500352-000	FS /701	1 0000		448,123 17	0 00	0 00	448,123 17	448,123 17	0 00	0 00	0 00	0 00	0 00
T/D	30 JUL 01	S/D	02 AUG 01	V/D	02 AUG 01									
TOTAL ISSUE			0 000		32,228,667 65	0 00	0 00	32,228,667 65	32,228,667 65	0 00	0 00	0 00	0 00	0 00
TOTAL SALES OF FOREIGN EXCHANGE			0 000		32,228,667 65	0 00	0 00	32,228,667 65	32,228,667 65	0 00	0 00	0 00	0 00	0 00
TOTAL CASH			0 000		32,228,667 65	0 00	0 00	32,228,667 65	32,228,667 65	0 00	0 00	0 00	0 00	0 00

PAGE

Statement 11

Form 990-PF, Part IV, Line 1
Capital Gains and Losses
Glennmede Trust



DISPOSITIONS

DESCRIPTION	FX RATE	GROSS PRICE LOCAL/	PRINCIPAL	LOCAL/BASE	INCOME	LOCAL/BASE	BOOK VALUE	GAIN/(LOSS)	IN BASE DUE TO	MARKET/CURRENCY/NET
-------------	---------	--------------------	-----------	------------	--------	------------	------------	-------------	----------------	---------------------

UNITED STATES/US DOLLAR (CONTINUED)

SHORT-TERM INVESTMENTS
POOLED FUNDS AND MUTUAL FUNDS

SALES

HAMILTON MONEY FUND
DUE 24 JUL 05
SEDOL # 993697Z

BKR REDEMPTION/SHORT TERM INVT FUND
TRN 001214-016406-200 SE /701
19,953,043 690

T/D 14 DEC 00 S/D 14 DEC 00 V/D 14 DEC 00
1 0000

1 000

19,953,043 69

0 00

19,953,043 69

0 00
0 00
0 00

BKR REDEMPTION/SHORT TERM INVT FUND
TRN 001218-022290-200 SE /701
5,524,658 330

T/D 18 DEC 00 S/D 18 DEC 00 V/D 18 DEC 00
1 0000

1 000

5,524,658 33

0 00

5,524,658 33

0 00
0 00
0 00

BKR REDEMPTION/SHORT TERM INVT FUND
TRN 001219-018074-200 SE /701
179,588 780

T/D 19 DEC 00 S/D 19 DEC 00 V/D 19 DEC 00
1 0000

1 000

179,588 78

0 00

179,588 78

0 00
0 00
0 00

BKR REDEMPTION/SHORT TERM INVT FUND
TRN 001222-014741-200 SE /701
263,402 580

T/D 22 DEC 00 S/D 22 DEC 00 V/D 22 DEC 00
1 0000

1 000

263,402 58

0 00

263,402 58

0 00
0 00
0 00

BKR REDEMPTION/SHORT TERM INVT FUND
TRN 001229-010254-200 SE /701
268,377 790

T/D 29 DEC 00 S/D 29 DEC 00 V/D 29 DEC 00
1 0000

1 000

268,377 79

0 00

268,377 79

0 00
0 00
0 00



DISPOSITIONS

DESCRIPTION	UNITS	FX RATE	GROSS PRICE LOCAL/ COMM & FEES LOCAL	PRINCIPAL LOCAL/BASE	INCOME LOCAL/BASE	BOOK VALUE PRINCIPAL LOCAL/BASE	GAIN/(LOSS) IN BASE DUE TO MARKET/CURRENCY/NET
-------------	-------	---------	---	-------------------------	----------------------	---------------------------------------	--

UNITED STATES/US DOLLAR (CONTINUED)

BKR	REDEMPTION/SHORT TERM INVT FUND	TRN 010129-016731-200 SE /701	1 0000	281,764 480	0 00	281,764 48	0 00
T/D:	29 JAN 01	S/D 29 JAN 01 V/D 29 JAN 01					
BKR	REDEMPTION/SHORT TERM INVT FUND	TRN 010202-016735-200 SE /701	1 0000	177,141 140	0 00	177,141 14	0 00
T/D:	02 FEB 01	S/D 02 FEB 01 V/D 02 FEB 01					
BKR	REDEMPTION/SHORT TERM INVT FUND	TRN 010206-015920-200 SE /701	1 0000	85,563 050	0 00	85,563 05	0 00
T/D:	06 FEB 01	S/D 06 FEB 01 V/D 06 FEB 01					
BKR	REDEMPTION/SHORT TERM INVT FUND	TRN 010207-015834-200 SE /701	1 0000	120,054 300	0 00	120,054 30	0 00
T/D:	07 FEB 01	S/D 07 FEB 01 V/D 07 FEB 01					
BKR	REDEMPTION/SHORT TERM INVT FUND	TRN 010209-016039-200 SE /701	1 0000	6,066 320	0 00	6,066 32	0 00
T/D:	09 FEB 01	S/D 09 FEB 01 V/D 09 FEB 01					
BKR	REDEMPTION/SHORT TERM INVT FUND	TRN 010223-019891-200 SE /701	1 0000	274,189 350	0 00	274,189 35	0 00
T/D:	23 FEB 01	S/D 23 FEB 01 V/D 23 FEB 01					

BNY
WESTERN
TRUST
COMPANY
A SUBSIDIARY OF
THE BANK OF NEW YORK COMPANY INC.

DISPOSITIONS

DESCRIPTION	UNITS	FX RATE	GROSS PRICE LOCAL/	COMM & FEES LOCAL/	LOCAL/BASE	PRINCIPAL	LOCAL/BASE	INCOME	LOCAL/BASE	BOOK VALUE	PRINCIPAL	LOCAL/BASE	GAIN/(LOSS)	IN BASE DUE TO	MARKET/CURRENCY/NET
-------------	-------	---------	--------------------	--------------------	------------	-----------	------------	--------	------------	------------	-----------	------------	-------------	----------------	---------------------

UNITED STATES/US DOLLAR (CONTINUED)

BKR	REDEMPTION/SHORT TERM INVT FUND	010226-017092-200	SE /701	1 0000	105,783 04	105,783 04	0 00	0 00	105,783 04	105,783 04	0 00	0 00	0 00	0 00	0 00
T/D	26 FEB 01	S/D	26 FEB 01	V/D	26 FEB 01										
BKR	REDEMPTION/SHORT TERM INVT FUND	010301-017372-200	SE /701	1 0000	178,368 26	178,368 26	0 00	0 00	178,368 26	178,368 26	0 00	0 00	0 00	0 00	0 00
T/D	01 MAR 01	S/D	01 MAR 01	V/D	01 MAR 01										
BKR	REDEMPTION/SHORT TERM INVT FUND	010305-015762-200	SE /701	1 0000	305,130 96	305,130 96	0 00	0 00	305,130 96	305,130 96	0 00	0 00	0 00	0 00	0 00
T/D	05 MAR 01	S/D	05 MAR 01	V/D	05 MAR 01										
BKR	REDEMPTION/SHORT TERM INVT FUND	010309-015502-200	SE /701	1 0000	262,233 28	262,233 28	0 00	0 00	262,233 28	262,233 28	0 00	0 00	0 00	0 00	0 00
T/D	09 MAR 01	S/D	09 MAR 01	V/D	09 MAR 01										
BKR	REDEMPTION/SHORT TERM INVT FUND	010322-017853-200	SE /701	1 0000	255,091 26	255,091 26	0 00	0 00	255,091 26	255,091 26	0 00	0 00	0 00	0 00	0 00
T/D	22 MAR 01	S/D	22 MAR 01	V/D	22 MAR 01										
BKR	REDEMPTION/SHORT TERM INVT FUND	010323-018990-200	SE /701	1 0000	174,329 99	174,329 99	0 00	0 00	174,329 99	174,329 99	0 00	0 00	0 00	0 00	0 00
T/D	23 MAR 01	S/D	23 MAR 01	V/D	23 MAR 01										

PAGE

51

Statement 11
 Form 990-PF, Part IV, Line 1
 Capital Gains and Losses
 Glenmede Trust

DISPOSITIONS

DESCRIPTION	UNITS	FX RATE	GROSS PRICE LOCAL/ COMM & FEES LOCAL	LOCAL/BASE	LOCAL/BASE	LOCAL/BASE	BOOK VALUE	PRINCIPAL	PRINCIPAL	GAIN/(LOSS)
-------------	-------	---------	---	------------	------------	------------	------------	-----------	-----------	-------------

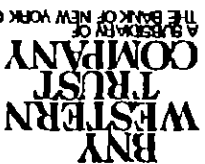
UNITED STATES/US DOLLAR (CONTINUED)

BKR: REDEMPTION/SHORT TERM INVT FUND	TRN: 010424-016434-200 SE /701	1 0000	236,826 780	1 0000	236,826 78	0 00	236,826 78	236,826 78	236,826 78	0 00
T/D: 24 APR 01 S/D: 24 APR 01 V/D: 24 APR 01										
BKR: REDEMPTION/SHORT TERM INVT FUND	TRN: 010509-017148-200 SE /701	1 0000	20,479 900	1 0000	20,479 90	0 00	20,479 90	20,479 90	20,479 90	0 00
T/D: 09 MAY 01 S/D: 09 MAY 01 V/D: 09 MAY 01										
BKR: REDEMPTION/SHORT TERM INVT FUND	TRN: 010524-015774-200 SE /701	1 0000	105,562 790	1 0000	105,562 79	0 00	105,562 79	105,562 79	105,562 79	0 00
T/D: 24 MAY 01 S/D: 24 MAY 01 V/D: 24 MAY 01										
BKR: REDEMPTION/SHORT TERM INVT FUND	TRN: 010607-019510-200 SE /701	1 0000	349,263 810	1 0000	349,263 81	0 00	349,263 81	349,263 81	349,263 81	0 00
T/D: 07 JUN 01 S/D: 07 JUN 01 V/D: 07 JUN 01										
BKR: REDEMPTION/SHORT TERM INVT FUND	TRN: 010620-017827-200 SE /701	1 0000	91,711 850	1 0000	91,711 85	0 00	91,711 85	91,711 85	91,711 85	0 00
T/D: 20 JUN 01 S/D: 20 JUN 01 V/D: 20 JUN 01										
BKR: REDEMPTION/SHORT TERM INVT FUND	TRN: 010629-032369-200 SE /701	1 0000	287,859 970	1 0000	287,859 97	0 00	287,859 97	287,859 97	287,859 97	0 00
T/D: 29 JUN 01 S/D: 29 JUN 01 V/D: 29 JUN 01										

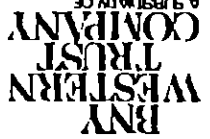
PAGE

52

Statement 11
Form 990-PF, Part IV, Line 1
Capital Gains and Losses
Glenmede Trust



A MEMBER OF THE BANK OF NEW YORK COMPANY INC



A SUBSIDIARY OF THE BANK OF NEW YORK COMPANY INC.

DISPOSITIONS

DESCRIPTION	UNITS	FX RATE	GROSS PRICE LOCAL/ COMM & FEES LOCAL	PRINCIPAL LOCAL/BASE	INCOME LOCAL/BASE	BOOK VALUE PRINCIPAL LOCAL/BASE	GAIN/(LOSS) IN BASE DUE TO MARKET/CURRENCY/NET
-------------	-------	---------	---	-------------------------	----------------------	---------------------------------------	--

UNITED STATES/US DOLLAR (CONTINUED)

REDEMPTION/SHORT TERM INVT FUND	010706-015484-200 SE /701	1,914 890	1 0000	1,914 89	0 00	1,914 89	0 00
T/D	06 JUL 01 S/D	06 JUL 01	V/D	06 JUL 01			
BKR	REDEMPTION/SHORT TERM INVT FUND						
TRN	010731-018035-200 SE /701	99,478 010	1 0000	99,478 01	0 00	99,478 01	0 00
T/D	31 JUL 01 S/D	31 JUL 01	V/D	31 JUL 01			

REDEMPTION/SHORT TERM INVT FUND	29,607,884 60	29,607,884 60	0 00	29,607,884 60	0 00	29,607,884 60	0 00
TOTAL ISSUE	29,607,884 600						
TOTAL SALES	29,607,884 600						
TOTAL POOLED FUNDS AND MUTUAL FUNDS	29,607,884 600						
TOTAL SHORT-TERM INVESTMENTS	29,607,884 600						
TOTAL SECURITIES DISPOSITION	29,607,884 600						
TOTAL FOREIGN EXCHANGE	0 000						

Statement 11	0 00	0 00	0 00	0 00	0 00	0 00	0 00
Form 990-PF, Part IV, Line 1	0 00	0 00	0 00	0 00	0 00	0 00	0 00
Capital Gains and Losses	0 00	0 00	0 00	0 00	0 00	0 00	0 00
Glennede Trust	0 00	0 00	0 00	0 00	0 00	0 00	0 00

522
Statement 11
Form 990-PF, Part IV, Line 1
Capital Gains and Losses
Glennede Trust

DISPOSITIONS

DESCRIPTION UNITS	FX RATE	GROSS PRICE LOCAL/ COMM & FEES LOCAL	PRINCIPAL LOCAL/BASE	INCOME LOCAL/BASE	BOOK VALUE PRINCIPAL LOCAL/BASE	GAIN/(LOSS) IN BASE DUE TO MARKET/CURRENCY/NET
-------------------	---------	--------------------------------------	----------------------	-------------------	---------------------------------	--

UNITED STATES/US DOLLAR (CONTINUED)

TOTAL DISPOSITIONS

29,607,884 600

0 00

61,836,552 25

0 00

61,836,552 25

0 00
0 00
0 00

GAIN/LOSS ON CURRENCY CONVERSION

0 00
0 00
0 00

DISPOSITIONS

DESCRIPTION	UNITS	FX RATE	GROSS PRICE LOCAL/ COMM & FEES LOCAL	PRINCIPAL LOCAL/BASE	INCOME LOCAL/BASE	BOOK VALUE PRINCIPAL LOCAL/BASE	GAIN/(LOSS) IN BASE DUE TO MARKET/CURRENCY/NET
-------------	-------	---------	---	-------------------------	----------------------	---------------------------------------	--

ACCOUNT TOTAL FREE DELIVERY OF SECURITIES 202,675 000 0 00 0 00 1,359,988 84 0 00 0 00 0 00

ACCOUNT TOTAL FREE DELIVER 202,675 000 0 00 0 00 1,359,988 84 0 00 0 00 0 00

ACCOUNT TOTAL SECURITY DISPOSITIONS 30,074,124 600 34,686,335 56 0 00 35,261,368 09 (416,539 27) (158,493 26) (575,032 53)

ACCOUNT TOTAL FOREIGN EXCHANGE 36,474,506 52 373,771 06 36,853,164 95 0 00 (4,887 37) (4,887 37) 0 00

ACCOUNT TOTAL DISPOSITIONS 30,074,124 600 71,160,842 08 373,771 06 72,114,533 04 (416,539 27) (163,380 63) (579,919 90)

ACCOUNT TOTAL GAIN/LOSS ON CURRENCY CONVERSION 0 00 (57 10) (57 10)

ACCOUNT TOTAL GAIN/LOSS ON CURRENCY CONVERSION

Gain/Loss on Currency Conversions (Acquisitions) (49,548 49)
 Gain/Loss on Dispositions (579,919 90)
 Gain/Loss Currency Conversions (Dispositions) (57 10)
(629,525 49)

DISPOSITIONS

Bond

Security	Shares	Bought	Sold	Gross Proceeds	Cost Basis	Realized Gain
Bank One Corp Com	8,000 00	12/4/2000	12/8/2000	797,216 00	801,496 00	(4,280 00)
Bellsouth Telecom 6%	5,000 00	12/4/2000	12/8/2000	496,315 00	500,785 00	(4,470 00)
Century Comm Due 3/15/03	3,000 00	12/4/2000	12/8/2000	213,000 00	202,500 00	10,500 00
Ford Cap 9 875% Due 5/15/02	4,000 00	12/1/2000	12/8/2000	416,492 00	451,096 00	(34,604 00)
Memil Lynch & Co 6% 2/12/03	4,000 00	12/4/2000	12/8/2000	395,664 00	387,412 00	8,252 00
Nationsbank 6 75% Due 2/26/01	10,000 00	12/4/2000	12/8/2000	999,550 00	1,019,030 00	(19,480 00)
Oracle Corp SR Nts 6 72%	4,000 00	12/4/2000	12/8/2000	399,824 00	406,016 00	(6 192 00)
Sherwin William 6 5% Due 2/1	10,000 00	12/4/2000	12/8/2000	1,001,100 00	1,016 040 00	(14 940 00)
Telewest PLC Step up	3,500 00	12/4/2000	12/8/2000	280,000 00	285 625 00	(5,625 00)
Telewest PLC Step up	600	12/4/2000	12/8/2000	48,000 00	50,250 00	(2,250 00)
TOTAL Bond				5,047,161 00	5,120,250 00	(73,089 00)

Stock

Security	Shares	Bought	Sold	Gross Proceeds	Cost Basis	Realized Gain
AES Corp	5,600 00	12/1/2000	12/8/2000	269,631 01	101,318 00	168,313 01
Alcoa	1,528 00	12/1/2000	12/8/2000	46,545 14	29,902 03	16,643 11
Allegheny Teledyne Inc	140	12/1/2000	12/8/2000	2,610 91	6,628 65	(4,017 74)
Amenca Online Inc	3 909 00	12/1/2000	12/8/2000	182,935 09	209 484 48	(26,549 39)
Amenca Online Inc	200	12/1/2000	12/8/2000	9,359 69	9,412 00	(52 31)
American Electnc Power Co Inc	500	12/1/2000	12/8/2000	22,543 00	22,022 82	520 18
American Electnc Power Co Inc	78	12/1/2000	12/8/2000	3,516 71	3,435 56	81 15
American Express Co	2,358 00	12/1/2000	12/8/2000	129 007 78	81,891 37	47,116 41
American Express Co	5,000 00	12/1/2000	12/8/2000	273,553 38	165,839 59	107,713 79
American General Corp	463	12/1/2000	12/8/2000	38 034 18	31,484 81	6,549 37
Agilent Technologies Inc	800	12/4/2000	12/8/2000	47,468 41	27,996 45	19,471 96
American International Group	4 117 00	12/1/2000	12/8/2000	426,455 52	212,795 94	213,659 58
American International Group	3,000 00	12/1/2000	12/8/2000	279,838 16	97,875 87	181,962 29
American International Group	63	12/1/2000	12/8/2000	6,008 85	2,055 39	3,953 46
Anba Inc Com	500	12/1/2000	12/8/2000	41,198 62	38,019 74	3,178 88
Avon Products Inc	424	12/1/2000	12/8/2000	17,261 52	17,105 74	155 78
Axa Uap ADR	3,700 00	12/1/2000	12/8/2000	253,071 56	214,211 83	38,859 73
Baker Hughes Inc	400	12/1/2000	12/8/2000	13,334 56	7,762 48	5,572 08
Baker Hughes Inc	190	12/1/2000	12/8/2000	6,333 91	8,253 12	(1,919 21)
Bank of Amer Corp	2 927 00	12/1/2000	12/8/2000	119,344 45	224,303 52	(104,959 07)
Bank One Corp	1,800 00	12/1/2000	12/8/2000	61,355 45	93,786 93	(32 431 48)
Bank One Corp	254	12/1/2000	12/8/2000	8,657 94	14,314 45	(5,656 51)
Baxter International Inc	518	12/1/2000	12/8/2000	44,462 34	22,423 82	22,038 52
Bethlehem Steel Corp	240	12/1/2000	12/8/2000	470 98	3,900 00	(3,429 02)
Black & Decker Corp	146	12/1/2000	12/8/2000	5,140 85	7,619 37	(2,478 52)
Boeing Co	1,595 00	12/1/2000	12/8/2000	111,387 09	83,778 44	27,608 65
Borse Cascade Corp	100	12/1/2000	12/8/2000	2,958 65	3,981 25	(1,022 60)
Bristol Myers Squibb Co	5,700 00	12/1/2000	12/8/2000	388 085 81	421,785 75	(33,699 94)
Bristol Myers Squibb Co	1,500 00	12/1/2000	12/8/2000	102,127 85	91,752 80	10,375 05
Bristol Myers Squibb Co	3,493 00	12/1/2000	12/8/2000	237,821 71	188,731 16	49,090 55
Brunswick Corp	150	12/1/2000	12/8/2000	2,600 54	3 493 75	(893 21)
Burlington Northern Santa Fe	729	12/1/2000	12/8/2000	18,926 02	24,558 18	(5,632 16)
Campbell Soup Co	754	12/1/2000	12/8/2000	24,051 79	42,958 92	(18,907 13)
Cendian Corp	260	12/1/2000	12/8/2000	6,067 54	7,572 50	(1 504 96)
Chevron Corp Com	2,200 00	12/1/2000	12/8/2000	178,661 54	177,441 57	1,219 97
Cigna Corp	290	12/1/2000	12/8/2000	37 452 25	20,275 82	17,176 43
Cisco Systems Inc	12,707 00	12/1/2000	12/8/2000	664,236 28	155,793 11	508,443 17
Cisco Systems Inc	4,000 00	12/1/2000	12/8/2000	209,093 03	154,309 98	54,783 05
Cisco Systems Inc	4 000 00	12/1/2000	12/8/2000	209 093 03	127,097 80	81,995 23
Citigroup Inc	13,017 01	12/1/2000	12/8/2000	669,054 49	328,288 11	340,766 38
Clear Channel Communications	5,165 00	12/1/2000	12/8/2000	275,156 20	250,021 70	25,134 50
Coastal Corp	386	12/1/2000	12/8/2000	30,357 88	11,206 63	19,151 25
Coca Cola Co	3,781 00	12/1/2000	12/8/2000	229,782 22	280,058 42	(50,275 80)
Colgate Palmolive Co	1 023 00	12/1/2000	12/8/2000	59,587 76	42,973 84	16,613 92
Computer Sciences Corp	310	12/1/2000	12/8/2000	22,946 98	16,663 13	6,283 85
Corning Inc	7,200 00	12/1/2000	12/8/2000	549,611 67	143 661 60	405,950 07
Delta Air Lines Inc	222	12/1/2000	12/8/2000	10,786 07	13 791 75	(3,005 68)

Diamond Offshore Drilling Com	2,700 00	12/1/2000	12/8/2000	91,695	69,280 75	22,414 94
Diamond Offshore Drilling Com	4,500 00	12/1/2000	12/8/2000	152,826 15	106 863 75	45,962 40
Walt Disney Co Holding Co	3,704 00	12/1/2000	12/8/2000	114,218 29	142 646 83	(28,428 54)
Dow Chemical Co	1,205 00	12/1/2000	12/8/2000	40,622 20	39,134 69	1,487 51
E I Du Pont De Nemours & Co	1,854 00	12/1/2000	12/8/2000	79,997 43	133,067 62	(53,070 19)
Eastman Kodak Co	546	12/1/2000	12/8/2000	21,238 69	39,312 00	(18,073 31)
EMC Corp - Mass	3,572 00	12/1/2000	12/8/2000	310,173 21	218,137 40	92,035 81
EMC Corp - Mass	310	12/1/2000	12/8/2000	26,918 73	28,384 38	(1,465 65)
Entergy Corp New	403	12/1/2000	12/8/2000	15,701 36	11,006 94	4,694 42
Exelon Corp	350	12/1/2000	12/8/2000	23,291 72	13 575 00	9,716 72
Exxon Mobil Corp	3,036 00	12/1/2000	12/8/2000	268,373 45	219,383 50	48,989 95
Exxon Mobil Corp	6,100 00	12/1/2000	12/8/2000	539,222 02	403,160 23	136,061 79
Exxon Mobil Corp	74	12/1/2000	12/8/2000	6,541 38	4 828 50	1,712 88
FedEx Corp Com	4,400 00	12/1/2000	12/8/2000	206,309 12	112,404 53	93,904 59
FedEx Corp Com	200	12/1/2000	12/8/2000	9,377 69	5,023 33	4,354 36
FedEx Corp Com	500	12/1/2000	12/8/2000	23,444 22	18,281 25	5,162 97
Ford Motor Co	3,377 00	12/1/2000	12/8/2000	81,129 72	89,339 21	(8,209 49)
General Dynamics	300	12/1/2000	12/8/2000	21,550 53	13,312 50	8,238 03
General Dynamics	59	12/1/2000	12/8/2000	4,238 27	3,031 13	1,207 14
General Elec Co	7,200 00	12/1/2000	12/8/2000	367,501 60	224,200 25	143,301 35
General Electric Co	17 625 00	12/1/2000	12/8/2000	1,000,000 00	529,600 31	470 399 69
Gillette Co	4,300 00	12/1/2000	12/8/2000	139,852 83	176,837 50	(36 984 67)
HCA-Healthcare CO	990	12/1/2000	12/8/2000	39 677 87	29,383 61	10,294 26
HSBC Holdings	2,500 00	12/1/2000	12/8/2000	184,893 83	173,125 00	11,768 83
Halliburton Co	800	12/1/2000	12/8/2000	29,319 02	36,000 00	(6 680 98)
Halliburton Co	700	12/1/2000	12/8/2000	25,654 14	32,365 50	(6,711 36)
Halliburton Co	102	12/1/2000	12/8/2000	3,738 18	3,098 25	639 93
Harrahs Entertainment Inc	211	12/1/2000	12/8/2000	5 477 90	4 441 62	1,036 28
Hartford Financial Services Gr	407	12/1/2000	12/8/2000	32,238 41	23,307 59	8,930 82
H J Heinz Co	616	12/1/2000	12/8/2000	26,618 01	35 073 50	(8 455 49)
Hewlett Packard Co	4,200 00	12/1/2000	12/8/2000	139,750 34	99,491 93	40,258 41
Hewlett Packard Co	3,530 00	12/1/2000	12/8/2000	117 456 83	94,301 34	23,155 49
Hewlett Packard Co	40	12/1/2000	12/8/2000	1,330 96	1 748 73	(417 77)
Homestake Mining Co	400	12/1/2000	12/8/2000	1,934 94	4,581 87	(2,646 93)
Homestake Mining Co	70	12/1/2000	12/8/2000	338 61	765 63	(427 02)
Honeywell Intl Inc	562	12/1/2000	12/8/2000	30,571 78	28 689 40	1,882 38
Honeywell Intl Inc	855	12/1/2000	12/8/2000	46,510 45	47,193 61	(683 16)
Honeywell Intl Inc	3	12/1/2000	12/8/2000	163 19	157 31	5 88
Ishares Inc	15,600 00	12/1/2000	12/8/2000	182 708 90	235,937 49	(53,228 59)
Ing Groep N V Spons ADR	5,000 00	12/1/2000	12/8/2000	366,050 29	287,800 00	78,250 29
Ing Groep N V Spons ADR	57	12/1/2000	12/8/2000	4,172 97	0	4,172 97
Intel Corp	6,068 00	12/1/2000	12/8/2000	205,698 34	124,813 62	80,884 72
IBM Corp	3,137 00	12/1/2000	12/8/2000	303,965 17	189,022 62	114,942 55
IBM Corp	1,900 00	12/1/2000	12/8/2000	184,103 86	122,510 10	61,593 76
Int'l Flavors & Fragrances Inc	170	12/1/2000	12/8/2000	3,414 76	8,170 62	(4,755 86)
International Paper Co	800	12/1/2000	12/8/2000	29,519 01	39,772 61	(10,253 60)
International Paper Co	73	12/1/2000	12/8/2000	2,693 61	3,161 81	(468 20)
Johnson & Johnson	2,473 00	12/1/2000	12/8/2000	238,080 14	178,268 99	59,811 15
K Mart Corp	852	12/1/2000	12/8/2000	4,813 63	15,868 50	(11,054 87)
Koninklijke Philips Electrs	4,613 00	12/1/2000	12/8/2000	184,917 47	109,965 47	74 952 00
Limited Inc	780	12/1/2000	12/8/2000	13 571 54	9,578 99	3,992 55
Lucent Tech	5,596 00	12/1/2000	12/8/2000	85,825 78	293,029 84	(207 204 06)
Lucent Tech	340	12/1/2000	12/8/2000	5,214 58	6 885 00	(1 670 42)
Marconi PLC	11,250 00	12/1/2000	12/8/2000	261 835 02	183,495 00	78,340 02
Massey Energy Corp	137	12/1/2000	12/8/2000	5,483 24	6,370 50	(887 26)
May Department Stores Co	566	12/1/2000	12/8/2000	16 922 83	24,715 33	(7,792 50)
Merck & Co Inc	4,093 00	12/1/2000	12/8/2000	366,157 80	258 578 93	107,578 87
Merril Lynch & Co Inc	1,422 00	12/1/2000	12/8/2000	99,038 99	68 189 81	30,849 18
Microchip Tech Inc Com	1,050 00	12/1/2000	12/8/2000	30,868 97	41,528 47	(10,659 50)
Microsoft Corp	9,385 00	12/1/2000	12/8/2000	509,940 43	471,331 41	38,609 02
Microsoft Corp	2,000 00	12/1/2000	12/8/2000	108,671 38	112 740 29	(4,068 91)
Minnesota Mining & Mfg Co	711	12/1/2000	12/8/2000	83 068 69	68,305 56	14,763 13
Morgan Stanley Dean Witter & C	1,991 00	12/1/2000	12/8/2000	147,662 56	168 063 69	(20,401 13)
Motorola Inc	2,000 00	12/1/2000	12/8/2000	38 298 72	69,625 00	(31,326 28)
Motorola Inc	1,900 00	12/1/2000	12/8/2000	36,383 79	44,920 75	(8,536 96)
National Semiconductor Corp	320	12/1/2000	12/8/2000	7 167 76	7,703 75	(535 99)
News Corp Ltd ADR	6,000 00	12/1/2000	12/8/2000	210,892 97	152,557 80	58,335 17
Nike Inc	1,750 00	12/1/2000	12/8/2000	74,306 90	74,732 14	(425 24)
Nike Inc	1,750 00	12/1/2000	12/8/2000	74,306 90	69,728 24	4,578 66
Norfolk Southern Corp	685	12/1/2000	12/8/2000	9,692 42	24,317 50	(14,625 08)

Statement 11

Form 990-PF, Part IV, Line 1

Capital Gains and Losses

BNY Admin

Nortel Networks	5,330 00	12/1/2000	12/8/2000	228,316 20	95 365 08	132,951 18
Novartis AG ADR	7,600 00	12/1/2000	12/8/2000	311,304 62	303,992 81	7,311 81
Occidental Petroleum Corp	649	12/1/2000	12/8/2000	13,807 01	18 861 56	(5,054 55)
Oracle Corp	9,906 00	12/1/2000	12/8/2000	296,798 63	45,608 88	251,189 75
Oracle Corp	160	12/1/2000	12/8/2000	4,793 84	5,610 00	(816 16)
Pepsico Inc	2,567 00	12/1/2000	12/8/2000	121,511 30	108,387 06	13,124 24
Pfizer Inc Com	14,300 00	12/1/2000	12/8/2000	620,599 31	340,416 51	280,182 80
Pharmacia Corp	1,414 00	12/1/2000	12/8/2000	83,281 82	64 331 72	18,950 10
Polaroid Corp	80	12/1/2000	12/8/2000	566 98	3 575 00	(3,008 02)
Procter & Gamble Co	2,330 00	12/1/2000	12/8/2000	165,773 97	198,716 18	(32,942 21)
Procter & Gamble Co	2,600 00	12/1/2000	12/8/2000	184,983 83	178 581 00	6,402 83
Raytheon Co-CI B	497	12/1/2000	12/8/2000	14,921 93	28 826 00	(13,904 07)
Raytheon Co-CI B	100	12/1/2000	12/8/2000	3,002 40	5 368 75	(2,366 35)
Readers Digest Assn	2,500 00	12/1/2000	12/8/2000	96,465 53	93,125 00	3,340 53
Rockwell International Corp	330	12/1/2000	12/8/2000	14,569 01	15,105 02	(536 01)
Ralston-Ralston Purina Group	541	12/1/2000	12/8/2000	14,045 24	13 725 79	319 45
Safeway	3 300 00	12/1/2000	12/8/2000	179,720 25	147 402 00	32,318 25
Safeway	1 300 00	12/1/2000	12/8/2000	70,798 89	57,525 00	13,273 89
Sara Lee Corp	1,538 00	12/1/2000	12/8/2000	38,102 67	33,769 87	4,332 80
Schlumberger Ltd	966	12/1/2000	12/8/2000	66,917 42	64,210 19	2,707 23
Schlumberger Ltd	50	12/1/2000	12/8/2000	3,463 63	3,818 75	(355 12)
Schlumberger Ltd	5,000 00	12/1/2000	12/8/2000	346,363 45	231,829 04	114,534 41
Sears Roebuck & Co	607	12/1/2000	12/8/2000	21,250 36	36 002 68	(14,752 32)
Southern Co	1,136 00	12/1/2000	12/8/2000	32,403 31	30,511 74	1,891 57
Syngenta AG ADR	823	12/1/2000	12/8/2000	7 787 38	7,794 69	(7 31)
Target Corp Com	6,600 00	12/1/2000	12/8/2000	221,670 11	140,398 00	81,272 11
Target Corp Com	3,000 00	12/1/2000	12/8/2000	100,759 14	60,465 00	40,294 14
Tektronix Inc	160	12/1/2000	12/8/2000	4,373 85	3,300 00	1 073 85
Texaco Inc	2,100 00	12/1/2000	12/8/2000	123,160 89	116,287 50	6,873 39
Texas Instruments Inc	3,086 00	12/1/2000	12/8/2000	152,443 31	55,036 13	97,407 18
Time Warner	4,000 00	12/1/2000	12/8/2000	276 790 77	161 303 50	115 487 27
Time Warner	800	12/1/2000	12/8/2000	55 358 15	34,724 00	20,634 15
Toys r Us Inc	392	12/1/2000	12/8/2000	6 918 56	11,466 00	(4,547 44)
Tyco International Ltd	93	12/1/2000	12/8/2000	5 291 52	3,350 00	1,941 52
Tyco International Ltd	2,810 00	12/1/2000	12/8/2000	159,883 67	161,223 75	(1,340 08)
US Bancorp-Del	1,320 00	12/1/2000	12/8/2000	34,764 34	44,714 23	(9,949 89)
Unisys Corp	556	12/1/2000	12/8/2000	8,562 11	12,601 00	(4,038 89)
United Parcel Service	3,000 00	12/1/2000	12/8/2000	190,756 14	196,687 50	(5,931 36)
United Technologies Corp	841	12/1/2000	12/8/2000	62 831 11	40,946 18	21,884 93
Venzon Communications	3,800 00	12/1/2000	12/8/2000	213,125 39	189,093 33	24 032 06
Venzon Communications	100	12/1/2000	12/8/2000	5,608 56	4,318 75	1,289 81
Venzon Communications	200	12/1/2000	12/8/2000	11,217 13	8,525 00	2,692 13
Venzon Communications	200	12/1/2000	12/8/2000	11,217 13	10,975 00	242 13
Venzon Communications	536	12/1/2000	12/8/2000	30,061 90	27,732 80	2,329 10
Viacom Inc	1,452 00	12/1/2000	12/8/2000	78,532 43	36,782 33	41,750 10
Viacom Inc	1 142 00	12/1/2000	12/8/2000	61,765 86	78,512 50	(16,746 64)
Viacom Inc	110	12/1/2000	12/8/2000	5,949 43	5,933 13	16 30
Wal-Mart Stores Inc	7,954 00	12/1/2000	12/8/2000	432,186 07	222,380 91	209,805 16
Wells Fargo & Co New	2,928 00	12/1/2000	12/8/2000	144,455 38	117,101 85	27,353 53
Wells Fargo & Co New	3,500 00	12/1/2000	12/8/2000	172,675 49	139,543 60	33,131 89
Wells Fargo & Co New	1,000 00	12/1/2000	12/8/2000	49,335 85	39,170 74	10,165 11
Weyerhaeuser Co	400	12/1/2000	12/8/2000	18,384 38	24,300 00	(5,915 62)
Williams Companies Inc	789	12/1/2000	12/8/2000	28,767 95	25,642 50	3,125 45
Xerox Corp	1,185 00	12/1/2000	12/8/2000	5,510 06	64,646 71	(59,136 65)
Adjustment in C/O Basis		12/1/2000	12/8/2000		183,039 81	(183,039 81)
Transfer of Inv Disposition	54,375 00			1,971,542 00	1,950,793 95	20,748 05
TOTAL Stock				22,058,782 71	17,233,722 51	4,825,060 20

Pooled Funds & Mutual Funds		Shares	Bought	Sold	Gross Proceeds	Cost Basis	Realized Gain
Standard & Poors Depository	Security	2,860 00	12/1/2000	12/8/2000	384,013 69	418 690 84	(34,677 15)
Standard & Poors Depository		1,332 00	12/1/2000	12/8/2000	178,848 34	194,022 58	(15,174 24)
TOTAL Pooled Funds & Mutual Funds					562,862 03	612,713 42	(49,851 39)

OVERALL TOTAL BNY ADMIN ACCOUNT 27,668,805 74 22,966,685 93 4,702,119 81

**Cisco Systems Foundation
Various Accounts**

Security	Shares	Bought	Sold	Sales Price	Cost Basis	Gain/Loss
SHORT TERM						
Put S&P 100 Index Sep 720	38	7/5/2000	8/15/2000	2,849 90	29,925 00	-27,075 10
Put S&P 100 Index Sep 730	38	7/10/2000	8/17/2000	2,849 91	25,650 00	-22,800 09
Put S&P 100 Index Sep 730	38	7/12/2000	8/17/2000	2,849 91	22,325 00	-19,475 09
Put S&P 100 Index Sep 740	38	7/21/2000	9/12/2000	474 98	18,525 00	-18,050 02
Put S&P 100 Index Oct 740	38	8/17/2000	9/15/2000	11,399 62	17,219 70	-5,820 08
BT Institutional Fund	449,096 88	Various	12/11/2000	70,934,852 20	78 420,345 96	-7,485,493 76
Visteon Corp	277	6/30/2000	9/29/2000	4,154 86	4,036 00	118 86
Put S&P 100 Index Oct 750	38	8/15/2000	10/3/2000	27,549 08	22,800 00	4,749 08
Put S&P 100 Index Oct 750	2	9/20/2000	10/3/2000	1,449 95	1,400 00	49 95
Put S&P 100 Index Oct 740	38	8/17/2000	10/5/2000	31,430 27	17,219 70	14,210 57
Put S&P 100 Index Oct 740	2	9/20/2000	10/5/2000	1,654 22	1,050 00	604 22
Ford Motor Co	480	8/31/2000	10/11/2000	12,509 58	12,722 60	-213 02
Put S&P 100 Index Nov 750	38	9/12/2000	10/13/2000	174,794 17	27,075 00	147,719 17
Put S&P 100 Index Dec 740	38	9/15/2000	10/19/2000	195,693 47	35,625 00	160,068 47
Put S&P 100 Index Dec 740	2	9/20/2000	10/19/2000	10,299 66	2 725 00	7,574 66
Put S&P 100 Index Nov 700	41	10/3/2000	10/26/2000	44,893 49	18,962 50	25,930 99
Allegheny Teledyne Inc	60	12/15/1999	10/30/2000	1,151 21	2,840 85	-1,689 64
Avaya Inc	466	10/6/2000	10/30/2000	6,203 42	16,975 91	-10,772 49
Baxter International, Inc	10	4/7/2000	10/30/2000	788 72	432 89	355 83
Morgan Stanley Dean Witter & C	10	4/7/2000	10/30/2000	788 72	844 12	-55 40
Put S&P 100 Index Dec 700	40	10/5/2000	10/30/2000	64,997 82	41,178 40	23,819 42
Put S&P 100 Index Dec 700	1	10/6/2000	10/30/2000	1,624 95	850	774 95
Sara Lee Corp	90	12/28/1999	10/30/2000	1,811 18	1,976 13	-164 95
put S&P 100 Index Jan 680	2	10/19/2000	11/7/2000	1,449 95	5,400 00	-3,950 05
Standard & Poors Depository	332	5/5/2000	11/9/2000	47,806 41	48,638 00	-831 59
Standard & Poors Depository	1,658	6/22/2000	11/9/2000	238,744 03	244,399 48	-5,655 45
Put S&P 100 Index Dec 650	38	10/13/2000	11/28/2000	7,124 76	43,700 00	-36,575 24
Put S&P 100 Index Dec 650	2	10/26/2000	11/28/2000	374 99	1,400 00	-1,025 01
put S&P 100 Index Jan 680	38	10/19/2000	11/28/2000	47,498 42	102,600 00	-55,101 58
put S&P 100 Index Jan 680	3	10/26/2000	11/28/2000	3,749 87	4,837 50	-1,087 63
put S&P 100 Index Jan 680	41	10/26/2000	11/28/2000	51,248 29	68,880 00	-17,631 71
put S&P 100 Index Jan 680	41	10/30/2000	11/28/2000	51,248 29	65,600 00	-14,351 71
Dollar General Corp	8,005	4/3/2000	8/15/2000	165,097 62	159,253 39	5,844 23
Compuware Corp	13,350	10/6/1999	9/5/2000	134,891 91	348,967 67	-214,075 76
Compuware Corp	7,650	4/3/2000	9/5/2000	77,297 61	170,178 08	-92,880 47
Parametric Technology	10,000	10/13/1999	9/14/2000	124,073 86	142,750 00	-18,676 14
Becton Dickinson	6,050	4/3/2000	10/3/2000	159,557 38	163,350 00	-3,792 62
Boston Scientific	3,000	10/13/1999	10/3/2000	50,917 60	73,687 50	-22,769 90
Boston Scientific	2,000	11/3/1999	10/3/2000	33,945 07	39,875 00	-5,929 93
Boston Scientific	8,425	4/3/2000	10/3/2000	142,993 60	177,451 56	-34,457 96
US Bancorp-Del	4,000	12/14/1999	10/3/2000	86,464 32	95,250 00	-8,785 68
US Bancorp-Del	5,000	1/20/2000	10/3/2000	108,080 40	117,437 50	-9,357 10
BMC Software Inc	8,800	3/8/2000	10/10/2000	147,345 80	436,241 52	-288,895 72
Xerox Corp	3,000	11/3/1999	10/10/2000	32,531 51	84,187 50	-51,655 99
Xerox Corp	4,000	12/14/1999	10/10/2000	43,375 35	95,000 00	-51,624 65
Xerox Corp	5,600	1/20/2000	10/10/2000	60,725 49	134,750 00	-74,024 51
Conseco Inc	14,500	1/20/2000	10/18/2000	84,350 94	232,906 25	-148,555 31
AON Corp	4,000	2/24/2000	9/28/2000	153,494 88	92,275 20	61,219 68
Ford Motor Co	0 879	9/14/2000	12/4/2000	21 59	22 30	-0 71
Lucent Technologies	14,675	10/6/2000	12/4/2000	233,147 15	450,045 56	-216 898 41
BAE System PLC	2 376	12/31/1999	9/11/2000	49,894 33	0	49,894 33

**Cisco Systems Foundation
Various Accounts**

Security	Shares	Bought	Sold	Sales Price	Cost Basis	Gain/Loss
E I Du Pont De Nemours & Co	3,000	12/13/1999	9/11/2000	122,245 92	186,000 00	-63,754 08
Mead Corp	4,800	12/13/1999	9/11/2000	124,495 85	179,807 14	-55 311 29
TOTAL SHORT TERM				74,121,264 48	82,707,595 91	-8,586,331 43

LONG TERM

Avon Products Inc	10	7/31/1998	10/30/2000	471 86	403 44	68 42
Bank of Amer Corp	70	4/30/1999	10/30/2000	3,132 39	5,364 28	-2,231 89
Bethlehem Steel Corp	60	7/31/1998	10/30/2000	149 99	975	-825 01
Black & Decker Corp	10	7/31/1998	10/30/2000	324 98	521 88	-196 90
Brunswick Corp	50	7/31/1998	10/30/2000	899 97	1,668 75	-768 78
Burlington Northern Santa Fe	90	7/31/1998	10/30/2000	2,109 30	3,031 88	-922 58
Campbell Soup Co	10	10/9/1998	10/30/2000	276 87	569 75	-292 88
Cendian Corp	40	7/31/1998	10/30/2000	964 96	1,165 00	-200 04
Cigna Corp	10	7/31/1998	10/30/2000	1,099 46	699 17	400 29
Delta Air Lines Inc	10	7/31/1998	10/30/2000	418 73	621 25	-202 52
Eastman Kodak Co	20	7/31/1998	10/30/2000	816 22	1,440 00	-623 78
Entergy Corp New	40	7/31/1998	10/30/2000	1,454 95	1,092 50	362 45
FedEx Corp Com	20	7/31/1998	10/30/2000	833 97	731 25	102 72
H J Heinz Co	20	7/31/1998	10/30/2000	801 22	1,138 75	-337 53
Harrahs Entertainment Inc	20	7/31/1998	10/30/2000	538 73	507 5	31 23
HCA-Healthcare CO	10	7/31/1998	10/30/2000	401 86	306 2	95 66
Homestake Mining Co	30	7/31/1998	10/30/2000	119 99	371 25	-251 26
Int'l Flavors & Fragrances Inc	30	7/31/1998	10/30/2000	453 73	1,441 88	-988 15
K Mart Corp	20	7/31/1998	10/30/2000	114 99	372 5	-257 51
May Department Stores Co	30	7/31/1998	10/30/2000	689 97	1,310 00	-620 03
McDonalds Corp	30	7/31/1998	10/30/2000	868 1	925 31	-57 21
Occidental Petroleum Corp	10	7/31/1998	10/30/2000	193 12	290 63	-97 51
Pepsico Inc	40	7/31/1998	10/30/2000	1,934 93	1,697 50	237 43
Polaroid Corp	20	7/31/1998	10/30/2000	186 24	893 75	-707 51
Radioshack Corp	20	7/31/1998	10/30/2000	1,123 71	512 5	611 21
Raytheon Co-CI B	10	7/31/1998	10/30/2000	329 36	580	-250 64
Rockwell International Corp	10	7/31/1998	10/30/2000	383 73	457 73	-74 00
Sears Roebuck & Co	70	7/31/1998	10/30/2000	2,022 23	4,151 88	-2,129 65
Southern Co	70	7/31/1998	10/30/2000	1,999 31	1,894 38	104 93
Tektronix Inc	20	7/31/1998	10/30/2000	1,329 95	825	504 95
Toys r Us Inc	30	7/31/1998	10/30/2000	479 98	877 5	-397 52
US Bancorp-Del	30	10/9/1998	10/30/2000	673 1	1,017 77	-344 67
United Technologies Corp	10	7/31/1998	10/30/2000	641 85	486 88	154 97
Xerox Corp	20	7/31/1998	10/30/2000	164 99	1,091 88	-926 89
Dollar General Corp	15,745	7/31/1998	8/15/2000	324,729 79	308,518 56	16,211 23
EMC Corp - Mass	4,400	7/22/1999	9/12/2000	437,067 35	141,396 64	295,670 71
Parametric Technology	9,300	7/31/1998	9/14/2000	115,388 69	309,225 00	-193,836 31
Amgen Inc	2,000	7/31/1998	9/21/2000	131,995 60	30,468 75	101,526 85
MBNA Corp	3,000	7/31/1998	9/21/2000	109,121 36	68,750 00	40,371 36
Becton Dickinson	8,750	7/31/1998	10/3/2000	230,764 81	307,343 75	-76,578 94
Becton Dickinson	2,500	6/21/1999	10/3/2000	65,932 80	75,156 25	-9,223 45
Boston Scientific	8,850	7/31/1998	10/3/2000	150,206 92	309,196 88	-158,989 96
US Bancorp-Del	7,725	7/31/1998	10/3/2000	166,984 21	309,632 94	-142,648 73
US Bancorp-Del	2,000	6/21/1999	10/3/2000	43,232 16	66,500 00	-23,267 84
Xerox Corp	6,450	7/31/1998	10/10/2000	69,942 76	307,696 93	-237,754 17
Conseco Inc	11,200	1/26/1999	10/18/2000	65,153 83	388,812 48	-323,658 65
Conseco Inc	3,000	10/13/1999	10/18/2000	17,451 92	68,812 50	-51,360 58

Statement 11

Form 990-PF, Part IV, Line 1

Capital Gains and Losses

Various Accounts

**Cisco Systems Foundation
Various Accounts**

Security	Shares	Bought	Sold	Sales Price	Cost Basis	Gain/Loss
Bnstol Myers Squibb Co	5,800	7/31/1998	11/21/2000	366,131 35	309,756 25	56,375 10
GMAC 6 5% Due 2/17/04	10,000	7/31/1998	8/17/2000	969,110 00	1,010,020 00	-40,910 00
Banco Bilbao Vizcaya	20,000	5/5/1999	9/11/2000	291,240 29	296,423 00	-5,182 71
E I Du Pont De Nemours & Co	2 000	9/16/1998	9/11/2000	81,497 28	119,620 00	-38,122 72
Koninklijke Philips Electrs	4,000	6/4/1999	9/11/2000	179,244 02	95,352 68	83,891 34
Amencan Express Co	900	7/31/1998	10/4/2000	55,069 16	30,267 43	24,801 73
Amencan Express Co	700	2/17/1999	10/4/2000	42,831 57	23,217 54	19,614 03
Citigroup Inc	2,533	10/9/1998	10/4/2000	137,416 99	51,053 97	86,363 02
News Corp Ltd ADR	2,000	9/16/1998	10/4/2000	113,001 22	50,852 60	62,148 62
Venzon Communications	1,700	2/2/1999	10/4/2000	80,539 06	98,702 00	-18,162 94
TOTAL LONG TERM				<u>4,272,457 88</u>	<u>4,816,211 09</u>	<u>-543,753 21</u>
OVERALL TOTAL				<u>78,393,722 36</u>	<u>87,523,807 00</u>	<u>-9,130,084 64</u>

Cisco Systems Foundation
 FYE 7/31/01
 Gain (Loss) from Short Sales

Number	Name of Option	Sale Date	Proceeds	Purchase Date	Purchase Price	Gain (Loss) on Sale
21	Call S&P Aug790	06/15/00	69,297 69	08/15/00	54,600 00	14,697 69
2	Call S&P Aug790	06/19/00	6,499 78	08/15/00	5,200 00	1,299 78
31	Call S&PAug 800	07/18/00	80,597 31	08/16/00	39,525 00	41,072 31
16	Call S&PAug 810	07/19/00	27,199 09	08/17/00	10,000 00	17,199 09
15	Call S&PAug 810	07/20/00	29,112 67	08/18/00	5,250 00	23,862 67
30	Call S&PSep 800	7/10/2000	101,996 60	09/14/00	22,875 00	79,121 60
4	Call S&PSep 800	07/26/00	9,999 66	09/14/00	3,050 00	6,949 66
34	Call S&PSep 800	07/26/00	84,997 17	09/14/00	28,050 00	56,947 17
31	Call S&P Sep 810	8/16/2000	58,898 03	09/13/00	5,425 00	53,473 03
23	Call S&P Oct 800	8/15/2000	91,996 93	10/16/00	287 50	91,709 43
16	Call S&P Oct 810	8/17/2000	51,198 29	10/13/00	200 00	50,998 29
15	Call S&P Oct 810	8/18/2000	44,998 50	10/13/00	187 50	44,811 00
5	Call S&P Oct 800	9/13/2000	11,374 61	10/16/00	62 50	11,312 11
26	Call S&P Oct 800	9/13/2000	59,148 03	10/19/00	325 00	58,823 03
34	Call S&P Nov 800	9/14/2000	111,346 28	10/19/00	5,100 00	106,246 28
2	Call S&P Nov 800	9/14/2000	6,649 77	10/19/00	300 00	6,349 77
32	Call S&P Nov 800	9/14/2000	106,396 46	10/20/00	4,000 00	102,396 46
3	Call S&P Nov 800	9/19/2000	5,962 30	10/20/00	375 00	5,587 30
2	Call S&P Oct 800	9/19/2000	2,349 92	10/16/00	25 00	2,324 92
1	Call S&P Oct 810	9/19/2000	799 97	10/13/00	12 50	787 47
1	Call S&P Nov 800	10/5/2000	824 97	10/05/00	125 00	699 97
32	Call S&P Dec 740	10/13/2000	83,967 76	11/27/00	25,600 00	58,367 76
28	Call S&P Dec 730	10/16/2000	84,347 18	11/27/00	33,600 00	50,747 18
2	Call S&P Nov 730	10/16/2000	4,574 84	11/06/00	6,900 00	(2,325 16)
26	Call S&P Nov 730	10/16/2000	59,473 02	11/17/00	4,550 00	54,923 02
36	Call S&P Nov 740	10/19/2000	61,197 96	11/16/00	4,500 00	56,697 96
3	Call S&P Nov 740	10/20/00	5,474 81	11/16/00	375 00	5,099 81
33	Call S&P Nov 740	10/20/00	60,223 00	11/16/00	6,600 00	53,623 00
5	Call S&P Nov 730	10/25/2000	7,999 73	11/17/00	875 00	7,124 73
39	Call S&P Dec 730	11/16/2000	86,772 10	11/27/00	46,800 00	39,972 10
33	Call S&P Jan 730	11/16/2000	115,496 15	11/27/00	79,200 00	36,296 15
31	Call S&P Jan 730	11/17/2000	95,321 82	11/27/00	74,400 00	20,921 82
TOTAL			1,626,492 40		468,375 00	\$1,158,117 40
			=====		=====	=====

Cisco Systems Foundation

77-0443347

Statement 12
Form 990-PF, Part VII-A, Line 10
Substantial Contributors During the Tax Year

United Airlines
 1200 East Algonquin Road
 Elk Grove, IL 60007

Statement 13
Form 990-PF, Part VIII, Line 1
List of Officers, Directors, Trustees, and Key Employees

Name and Address	Title & avg Hrs/wk devoted	Comp.	Employee Ben Pln Contrib	Expense Account/ Other
John P. Morgridge 170 West Tasman Drive San Jose, CA 95134	Chairman/Dir. Part-Time	\$ 0	0	0
John T. Chambers 170 West Tasman Drive San Jose, CA 95134	President/Dir Part-Time	0	0	0
Barbara Beck 170 West Tasman Drive San Jose, CA 95134	Vice Pres/Dir Part-Time	0	0	0
Larry R. Carter 170 West Tasman Drive San Jose, CA 95134	CFO/Sec'tary Part-Time	0	0	0
Keith Fox 170 West Tasman Drive San Jose, CA 95134	Vice Pres/Dir. Part-Time	0	0	0
Tae Yoo 170 West Tasman Drive San Jose, CA 95134	Director Part-Time	0	0	0
Total		\$ 0	0	0

Form 990-PF

Part XV

Information Regarding Contribution, Grant, Gift, Loan, Scholarship, etc. Programs

Grant Guidelines

Following are the complete eligibility guidelines for the Cisco Foundation's San Jose Community Grants

Grant Funding Areas

- **Education 70%**
 - K-12 education programs
 - Career training for disadvantaged adults
 - Arts in Education
- **Community Service 10%**
- **Shelter 10%**
- **Food 5%**
- **Health 5%**

Grant Amounts: The Foundation awards cash grants averaging \$10,000 per grant

Grant Locations: The Foundation awards grants within 50 miles of Cisco's San Jose headquarters

Organization Funding Criteria

- 1 Organizations must be a nonprofit, tax-exempt organization per Section 501(c)(3) of the Internal Revenue Code and be a public charity
- 2 Organizations must operate within 50 miles of Cisco's San Jose headquarters
- 3 Prior funding After three consecutive years of funding, organization must wait one full year to submit new grant proposal

Programs/projects must:

- 1 Leverage existing resources within the larger organization and the community
- 2 Serve the community at large
- 3 Have overhead expenses that do not exceed 25% of total operating budget

Deadlines: The Cisco Systems Foundation makes funding decisions twice a year Proposal deadlines are April 30 for August funding and November 30 for March funding

The following are ineligible for funding:

- Athletic events, competitions or tournaments
- Capital building funds

- Conferences/Seminars
- Fundraising events or sponsorships (including benefit dinners, walks/runs, golf tournaments, sports teams, etc)
- General operating expenses
- Individuals
- Multi-year grants
- Religious, political, or sectarian organizations
- Research programs
- Scholarships or stipends
- Schools, school systems, or school foundations
- Start-up programs
- Grantmaking organizations (other foundations)

We cannot consider incomplete proposals or programs/projects that fall outside our primary funding areas

Evaluation: Evaluations are a useful tool for both the Foundation and the organization. The Foundation evaluates the success of all the programs and projects it funds. Evaluations are a requirement for future funding eligibility.

Application for Funding Procedure

- 1 Verify that your program meets the eligibility requirements above
- 2 Download and print the Community Grant application form
- 3 Complete all information requested in the left column of the form
- 4 Answer all questions listed in the right column of the form. Use three to five pages, maximum, preferably on your organization's letterhead
- 5 Sign the form, as well as the three to five pages on which you answer the right column questions
- 6 Submit the completed form and your right column responses by April 30 for funding cycle one, or November 30 for funding cycle two
- 7 Mail proposals to the Cisco Systems Foundation

Cisco Systems Foundation
 170 West Tasman Drive
 San Jose, CA 95134-1706

Cisco Systems Foundation

Matching Gifts

August 2000 through July 2001

Cisco Foundation Grants Matching Gifts	Date	Name	Amount
	09/13/2000	North Carolina Community Charitable Foundation	100 00
	09/13/2000	Society for the Prevention of Cruelty to Animals	150 00
	09/13/2000	Duke School for Children	2,550 00
	09/13/2000	University of Wisconsin - Eau Claire Foundation	25 00
	09/13/2000	Trustees of The University of Pennsylvania	180 00
	09/13/2000	UCLA Foundation	1,500 00
	09/13/2000	Loras College	250 00
	09/13/2000	NYOS Charter School, Inc	500 00
	09/13/2000	University of California Berkely Foundation	125 00
	09/13/2000	UC Berkeley Foundation	1,475 00
	09/13/2000	Ohio Wesleyan University	250 00
	09/13/2000	UCI Foundation - The UCI Foundation	500 00
	09/13/2000	Cystic Fibrosis Foundation	300 00
	09/13/2000	Stevens Institute of Technology	100 00
	09/13/2000	Hillbrook School	825 00
	09/13/2000	Sunny Hills Elementary School PTA	400 00
	09/13/2000	Susila Dharma USA Inc	500 00
	09/13/2000	Kansas State University Foundation	50 00
	09/13/2000	Polycystic Kidney Research Foundation	100 00
	09/13/2000	University of Michigan	1,050 00
	09/13/2000	Sonoma State University	498 91
	09/13/2000	Le Moyne College	500 00
	09/13/2000	Midwest Athletes Against Childhood Cancer	100 00
	09/13/2000	Kansas State Endowment Association	100 00
	09/13/2000	Empty Stocking Fund	1,000 00
	09/13/2000	Court Appointed Special Advocate	1,000 00
	09/13/2000	Gavita Coast Conservancy	250 00
	09/13/2000	Kainos Home & Training Ctr	100 00
	09/13/2000	University Of Maine	50 00
	09/13/2000	American Red Cross	50 00
	09/13/2000	Protestant Episcopal Church In The Diocese	100 00
	09/13/2000	Gill St Bernards School	25 00
	09/13/2000	Loomis institute	175 00
	09/13/2000	American Dance Festival	100 00
	09/13/2000	American Red Cross	500 00
	09/13/2000	Horace Mann-Barnard School	750 00
	09/13/2000	US Catholic Conference - Tutwiler Clinic	1,000 00
	09/13/2000	Worcester Art Museum	400 00
	09/13/2000	Greater Boston Chinese Cultural Association	500 00
	09/13/2000	Greater Boston Chinese Cultural Association	500 00
	09/13/2000	Alum Rock Counseling Center Inc	500 00
	09/13/2000	Keys Family Day School	1,000 00
	09/13/2000	Salvation Army	75 00
	09/13/2000	University of San Francisco	1,000 00
	09/13/2000	Fremont Childrens Education Foundation	75 00
	09/13/2000	California State University Sacramento Trust	150 00
	09/13/2000	On Lok, Inc	500 00
	09/13/2000	Cipnani After-School Care Inc	900 00
	09/13/2000	Washington University	750 00

Cisco Systems Foundation

Matching Gifts

August 2000 through July 2001

Date	Name	Amount
09/13/2000	American Red Cross - Washington, D C	500 00
09/13/2000	Arthritis Foundation Inc	100 00
09/13/2000	Humane Society of the United States	300 00
09/13/2000	TTU Development Council	50 00
09/13/2000	University of Alabama	50 00
09/13/2000	Babson College	550 00
09/13/2000	Trustees of Boston College	1,200 00
09/13/2000	Greater Boston Food Bank Inc	500 00
09/13/2000	Homeless And Disabled Veterans Cor	100 00
09/13/2000	Cystic Fibrosis Foundation	100 00
09/13/2000	Cystic Fibrosis Foundation	50 00
09/13/2000	US Catholic Conference - Catholic Charities	500 00
09/13/2000	One World Montessori School, Inc	1,000 00
09/13/2000	Yale University	250 00
09/13/2000	Red Lion Wildlife Refuge, Inc	1,000 00
09/13/2000	San Francisco Conservatory Of Music Inc	100 00
09/13/2000	Tn City Chinese School	1 000 00
09/13/2000	Trustees of Dartmouth College	950 00
09/13/2000	Bay Area Acton	500 00
09/13/2000	Cystic Fibrosis Foundation	150 00
09/13/2000	Planned Parenthood Federation of America	500 00
09/13/2000	KTEH TV Foundation	50 00
09/13/2000	Virginia Tech Foundation, Inc	1,500 00
09/13/2000	Naval Academy Endowment Trust Inc	850 00
09/13/2000	National Trust for Historic Preservation	400 00
09/13/2000	Confederate Air Force	200 00
09/13/2000	University of Connecticut Foundation	200 00
09/13/2000	University of Chicago	100 00
09/13/2000	Planetary Society	600 00
09/13/2000	Humane Society Of Sonoma County	250 00
09/13/2000	Oregon Public Broadcasting	250 00
09/13/2000	Sierra Club Foundation	1,000 00
09/13/2000	National Maritime Museum Asso	55 00
09/13/2000	National Foundation For Cancer Research	50 00
09/13/2000	Oak Ridge Foundation Inc	500 00
09/13/2000	Austin Lyric Opera	500 00
09/13/2000	American Cancer Society	100 00
09/13/2000	Colonial Williamsburg Foundation	35 00
09/13/2000	College of William and Mary	111 00
09/13/2000	National Multiple Sclerosis Society	1 325 00
09/13/2000	Cary Academy	1,000 00
09/13/2000	Waldorf School of the Peninsula	1,000 00
09/13/2000	Southern Poverty Law Center, Inc	1,300 00
09/13/2000	Roman Catholic Bishop of San Jose	600 00
09/13/2000	Santa Cruz Montesson School	300 00
09/13/2000	Project Hired	925 00
09/13/2000	American Cancer Society	500 00
09/13/2000	Cystic Fibrosis Foundation	100 00
09/13/2000	Northern Illinois University Foundation	50 00
09/13/2000	American Red Cross	100 00
09/13/2000	Family Support Network Of Orange Durham &	500 00

Cisco Systems Foundation
Matching Gifts
August 2000 through July 2001

<u>Date</u>	<u>Name</u>	<u>Amount</u>
09/13/2000	College Foundation At Delhi Inc	100 00
09/13/2000	Association of Graduates of The United St	500 00
09/13/2000	Jewish Family & Childrens Services	50 00
09/13/2000	Penninsula Outreach Programs Inc	600 00
09/13/2000	North Carolina Community Chantable Foundation	3,300 00
09/13/2000	People for Open Space Inc - Greenbelt All	400 00
09/13/2000	Harker School Foundation	250 00
09/13/2000	US Catholic Conference - Sisters Of The Poor	100 00
09/13/2000	Loyola University of Chicago	500 00
09/13/2000	National Council of Jewish Women	421 00
09/13/2000	Ellipse Peninsula Aids Services	500 00
09/13/2000	UC Santa Cruz Foundation	775 00
09/13/2000	George Mason University Foundation Inc	1,650 00
09/13/2000	Santa Clara University	875 00
09/13/2000	Robert Louis Stevenson School	50 00
09/13/2000	Cystic Fibrosis Foundation	50 00
09/13/2000	National Multiple Sclerosis Society	1,746 00
09/13/2000	Luekemia & Lymphoma Society	100 00
09/13/2000	Covenant House	100 00
09/13/2000	Oak Avenue School	25 00
09/13/2000	Islamic Relief Worldwide	1 000 00
09/13/2000	Trustees of Pnnceon University	1,000 00
09/13/2000	Emergency Housing Consortium of Santa Cla	1,500 00
09/13/2000	American Red Cross	2,065 00
09/13/2000	American Red Cross	2,210 00
09/13/2000	Montana State University	500 00
09/13/2000	Hurricane Island Outward Bound School	500 00
09/13/2000	Chesapeake Bay Foundation Inc	250 00
09/13/2000	Inwood House	800 00
09/13/2000	Denver Foundation	50 00
09/13/2000	Wake County Public Schools - Wahington Elementary	500 00
09/13/2000	Kathy Giusli Multiple Myeloma Research Foundation	1,000 00
09/13/2000	Barnard College	25 00
09/13/2000	Aids Service Agency of North Carolina Inc	380 00
09/13/2000	Baltimore Opera Company	100 00
09/13/2000	San Francisco Symphony	100 00
09/13/2000	Habitat for Humanity International (GA)	100 00
09/13/2000	Miami University	100 00
09/13/2000	University of North Carolina Center	232 00
09/13/2000	St. Luke's Esicopal School	500 00
09/13/2000	Cousteau Society Inc	250 00
09/13/2000	LSU Alumni Association	100 00
09/13/2000	Tiger Touch	1,000 00
09/13/2000	Cedarburg Corporation - Cedarburg Cultura	1,000 00
09/13/2000	National Multiple Sclerosis Society Orang	100 00
09/13/2000	Urban Ministry of Palo Alto	500 00
09/13/2000	Second Harvest Food Bank Of Santa Clara	2,375 00
09/13/2000	National Arbor Day Foundation	50 00
09/13/2000	Harvard University	600 00
09/13/2000	Trustees of Tufts College	50 00
09/13/2000	Massachusetts Institute of Technology	275 00

Cisco Systems Foundation

Matching Gifts

August 2000 through July 2001

Date	Name	Amount
09/13/2000	R N Hams Elementary School	750 00
09/13/2000	US Catholic Conference - Sacred Heart	1,000 00
09/13/2000	Associate Alumnae Of Douglass College	150 00
09/13/2000	Texas A&M Foudation	500 00
09/13/2000	Huntingon Middle School	300 00
09/13/2000	University of Texas at Austin	259 00
09/13/2000	Montesson School of Raleigh Inc	500 00
09/13/2000	Food Bank, Inc	400 00
09/13/2000	VMI Foudation Inc - Virginia Military	500 00
09/13/2000	St Paul's School	100 00
09/13/2000	New Hampshire Public Radio Inc	70 00
09/13/2000	National Multiple Sclerosis Society	225 00
09/13/2000	Sylvia s Haven Inc	100 00
09/13/2000	Karens Climb Foundation Inc	250 00
09/13/2000	Villanova University	35 00
09/13/2000	Palo Alto Stanford Heritage	200 00
09/13/2000	Inn Vision of Santa Clara Valley	500 00
09/13/2000	United Methodists Church	400 00
09/13/2000	Willamette University	1,000 00
09/13/2000	Lehigh University	100 00
09/13/2000	Global Hunger Project	200 00
09/13/2000	American Red Cross	125 00
09/13/2000	Williams Elementary School	60 00
09/13/2000	Williams Elementary School	500 00
09/13/2000	Buddhist Compassion Relief Tzu Chi Foundation	4,250 00
09/13/2000	Genesis Health Services Foudation	500 00
09/13/2000	Southwest Texas State University Developm	100 00
09/13/2000	West Bay Opera Association Inc	500 00
09/13/2000	American Lung Associaton	250 00
09/13/2000	American Diabetes Association	700 00
09/13/2000	Nature Conservancy	425 00
09/13/2000	University of Washington - Foundation	425 00
09/13/2000	Traveling School Incorporated - Traveling	1,000 00
09/13/2000	Gunderson High School	1,000 00
09/13/2000	United Arts Council of Raleigh and Wake County	50 00
09/13/2000	Portal School Community Organization	400 00
09/13/2000	Xavier University	60 00
09/13/2000	Fndenchs Atazia Research Alliance FARA	500 00
09/13/2000	Parents Families and Friends Of Lesbian	100 00
09/13/2000	Beaver Brook Association Inc	150 00
09/13/2000	University of Massachusetts	350 00
09/13/2000	Washington Drama Society Inc - Arena St	500 00
09/13/2000	North Shore Animal League Inc	25 00
09/13/2000	Y-Me National Breast Cancer Organization	300 00
09/13/2000	Peter Brunett Middle School	400 00
09/13/2000	Sonoma Mountain Elementary School	1 700 00
09/13/2000	Portal School Community Organization	300 00
09/13/2000	Montclair Educational Foundation	60 00
09/13/2000	Sartorette Elementary School	975 00
09/13/2000	City Team Ministnes	1 550 00
09/13/2000	St Columkille Alumni Association Inc	100 00

Cisco Systems Foundation

Matching Gifts

August 2000 through July 2001

Date	Name	Amount
09/13/2000	Los Angeles Gay & Lesbian Community Service	100 00
09/13/2000	Peter Brunett Middle School	300 00
09/13/2000	West Valley Educational Endowment Fund	500 00
09/13/2000	People for Ethical Treatment of Animals	333 00
09/13/2000	PTA California Congress of Parents Teachers	1,750 00
09/13/2000	St Joseph College Corporation	1,000 00
09/13/2000	Charlotte Wood Middle School	180 00
09/13/2000	Niagra County 4-H Club	200 00
09/13/2000	Downs Syndrome League	250 00
09/13/2000	Ygnacio Valley School	100 00
09/13/2000	National Multiple Sclerosis Society	50 00
09/13/2000	Massachusetts General Hospital	50 00
09/13/2000	Chinese Music Teachers Association Of Northen California	500 00
09/13/2000	India Development and Relief Fund, Inc	2,000 00
09/13/2000	Robert W Woodruff Arts Center Inc	50 00
09/13/2000	AIDS Project Los Angeles Inc	100 00
09/13/2000	Alzheimer's Association	350 00
09/13/2000	Alzheimers Disease and Related Disorders	400 00
09/13/2000	American Cancer Society	600 00
09/13/2000	American Cancer Society	435 00
09/13/2000	American Cancer Society	25 00
09/13/2000	American Cancer Society	25 00
09/13/2000	American Cancer Society	100 00
09/13/2000	American Cancer Society Inc	500 00
09/13/2000	American Diabetes Association	1,000 00
09/13/2000	American Lung Association	200 00
09/13/2000	American Musical Theatre of San Jose	375 00
09/13/2000	Amnesty International, USA	350 00
09/13/2000	Amyotrophic Lateral Sclerosis Association	75 00
09/13/2000	Animal Place	300 00
09/13/2000	Animal Protection Society of Orange Co	1,000 00
09/13/2000	Asha for Education	1,100 00
09/13/2000	Asha for Education	900 00
09/13/2000	Austin Civic Orchestra Society	1,000 00
09/13/2000	Bat Conservation International	100 00
09/13/2000	Bellarmino College Preparatory	2,250 00
09/13/2000	Brigham Young University	50 00
09/13/2000	California Polytechnic State University	1,100 00
09/13/2000	California State University of Chico	1,035 00
09/13/2000	Camp Fire Boys & Girls	100 00
09/13/2000	Camp Fire Boys & Girls	900 00
09/13/2000	Carnegie Mellon University	100 00
09/13/2000	Carolina Friends School	365 00
09/13/2000	Center for World Music	1,000 00
09/13/2000	Center for World Music	1,000 00
09/13/2000	Challenger Center for Space Science Education	200 00
09/13/2000	Children's Medical Center Corporation	50 00
09/13/2000	Chrsta McAuliffe Parent Faculty Group	625 00
09/13/2000	Chrsta McAuliffe Parent Faculty Group	300 00
09/13/2000	City Year	804 00
09/13/2000	Contra Costa County Volunteer Service	300 00

Cisco Systems Foundation
Matching Gifts
August 2000 through July 2001

<u>Date</u>	<u>Name</u>	<u>Amount</u>
09/13/2000	Contra Costa County Volunteer Service	80 00
09/13/2000	Cooperative Extension Association	100 00
09/13/2000	Cooperative for Assitance & Relief Everywhere	250 00
09/13/2000	Corporation of the Fine Arts Museums	120 00
09/13/2000	Covenant House	1 100 00
09/13/2000	Crohn's & Colitis Foundation	300 00
09/13/2000	Cystic Fibrosis Foundation	500 00
09/13/2000	Darlington School	750 00
09/13/2000	Defenders of Wildlife	100 00
09/13/2000	Dillon International Inc	200 00
09/13/2000	Doctors Without Borders USA Inc	550 00
09/13/2000	Ducks Unlimited Inc	1,000 00
09/13/2000	East Carolina University Foundation	500 00
09/13/2000	For Manchester	100 00
09/13/2000	Georgia State University	50 00
09/13/2000	Georgia Tech Foundation, Inc	2 050 00
09/13/2000	Grand Rapids Symphony Society	130 00
09/13/2000	Grapevine Colleyville ISD Education Foundation	100 00
09/13/2000	Gustavus Adolphus College	125 00
09/13/2000	Harvey Mudd College	100 00
09/13/2000	Huaxia Chinese School N Y Inc	1 000 00
09/13/2000	Humane Society of Santa Clara Valley	630 00
09/13/2000	Humane Society of Warren County Inc	50 00
09/13/2000	Indian Hill Arts Inc	50 00
09/13/2000	Junior League of Palo Alto - Mid Peninsula	1,000 00
09/13/2000	Juvenile Diabetes Foundation	250 00
09/13/2000	KCRW Foundation Inc	25 00
09/13/2000	KQED, Inc	98 00
09/13/2000	KVIE Inc	108 00
09/13/2000	Lance Armstrong Foundation Inc	500 00
09/13/2000	LaSalle University	500 00
09/13/2000	MADD - Irving	40 00
09/13/2000	Make A Wish of Northeast Central & Southern	1,000 00
09/13/2000	Manners Elementary School Foundation	700 00
09/13/2000	Marlboro College	385 00
09/13/2000	Martha's Vineyard Community Services Inc	333 00
09/13/2000	Millikin Basics & Elementary School	150 00
09/13/2000	Milton Academy	500 00
09/13/2000	Monteray Bay Aquanum	375 00
09/13/2000	National Alliance for the Mentally Ill	500 00
09/13/2000	National Cancer Institute	800 00
09/13/2000	National Multiple Sclerosis Society	40 00
09/13/2000	National Multiple Sclerosis Society (Sant	225 00
09/13/2000	Nature Conservancy	100 00
09/13/2000	New Hampshire Public Television	75 00
09/13/2000	North Carolina Special Olympics Inc	500 00
09/13/2000	North Carolina State University	1,150 00
09/13/2000	Northeast University	250 00
09/13/2000	Peninsual Open Space Trust	350 00
09/13/2000	Pet Assisted Therapy Services	1,000 00
09/13/2000	Philharmonic Society Of Arlington Inc	500 00

Cisco Systems Foundation

Matching Gifts

August 2000 through July 2001

Date	Name	Amount
09/13/2000	Potsdam College Foundation Inc	100 00
09/13/2000	Project Quest	570 00
09/13/2000	PTA California Congress of Parents Teachers	100 00
09/13/2000	Purdue Foundation, Inc	100 00
09/13/2000	Raleigh Little Theatre Inc	100 00
09/13/2000	Rosemont College	175 00
09/13/2000	San Francisco Foundation	500 00
09/13/2000	San Ramon Valley Educational Foundation	600 00
09/13/2000	Sankara Eye Foundation USA	921 00
09/13/2000	Santa Cruz Toddler Care Center	300 00
09/13/2000	Shaw Univ	50 00
09/13/2000	Sidwell Friends School	800 00
09/13/2000	Sonora Area Foundation	1,000 00
09/13/2000	Special Olympics Inc - Special Olympics	50 00
09/13/2000	St Paul's School	250 00
09/13/2000	Stanford University	1,050 00
09/13/2000	Tnnity College	100 00
09/13/2000	UCSB Foundation-University of California,	1,400 00
09/13/2000	Udavum Karagal of USA	250 00
09/13/2000	United Moms Chanty Association Inc	500 00
09/13/2000	University Of Buffalo Foundation Inc	1,050 00
09/13/2000	University of California - Davis	1,250 00
09/13/2000	University of Delaware	100 00
09/13/2000	University of Florda Foundation, Inc	100 00
09/13/2000	University of Maryland Fdn Inc	50 00
09/13/2000	University Of North Carolina, Wilmington	100 00
09/13/2000	University Of Richmond	1,050 00
09/13/2000	University of South Carolina Educational	500 00
09/13/2000	University of Wyoming	1,000 00
09/13/2000	US Catholic Conference - Catholic Relief	350 00
09/13/2000	US Catholic Conference - Mount Carmel High School	100 00
09/13/2000	US Catholic Conference - Scranton Preparatory	150 00
09/13/2000	US Catholic Conference - St Charles Schoool	1,000 00
09/13/2000	US Catholic Conference - St Peter's School	500 00
09/13/2000	US Catholic Conference - St Sebastian School	150 00
09/13/2000	Wesleyan University	100 00
09/13/2000	Westside Coop Preschool	300 00
09/13/2000	WGBH Educational Foundation	170 00
09/13/2000	Wooster School Corporation	500 00
09/13/2000	Worcester Polytechnic Institute	625 00
09/13/2000	World Vision, Inc	100 00
09/13/2000	World Wildfire Fund	475 00
09/13/2000	YMCA Of Barry County	250 00
09/13/2000	YMCA Of Metropolitan Los Angeles	200 00
09/13/2000	Young Women's Chrstian Association	50 00
09/13/2000	ZBS Foundation	50 00
09/13/2000	Shoes That Fit	1,565 00
09/13/2000	Shoes That Fit	1,890 00
09/13/2000	University of North Carolina at Chapel Hill	1,380 00
09/13/2000	Life Skills Ministry - Life Skills Ministry	220 00
09/13/2000	Washington Humane Society	200 00

Cisco Systems Foundation
Matching Gifts
August 2000 through July 2001

<u>Date</u>	<u>Name</u>	<u>Amount</u>
09/13/2000	Episcopal Church In The Diocese Of El Camino	950 00
09/13/2000	Exploratorium	45 00
09/13/2000	National Transplant Assistance Fund	1,000 00
09/13/2000	Saratoga Education Foundation	1,700 00
09/13/2000	Villa Academy	250 00
09/13/2000	Miscellaneous	290 00
09/13/2000	Miscellaneous	900 00
09/13/2000	Miscellaneous	500 00
09/13/2000	Children's Shelter Association of Santa Clara	880 00
09/13/2000	Costano Elementary	1,000 00
09/13/2000	Fraxa Research Foundation Inc	125 00
09/13/2000	Martn Chantable Trust	101 00
09/13/2000	Martn Chantable Trust	1,000 00
09/13/2000	North Texas Public Broadcasting Inc	100 00
09/13/2000	University of Souhtwestern Louisina	100 00
09/13/2000	YMCA Of Metropolitan Richmond	133 34
09/13/2000	Crystal Choir	1,000 00
09/13/2000	Belhaven College	500 00
09/13/2000	India Literacy Project	996 88
09/13/2000	Castlemont Home & School Club	0 00
09/13/2000	Leukemia & Lymphoma Society	3 275 00
09/13/2000	Leukemia & Lymphoma Society	1,350 00
09/13/2000	Leukemia & Lymphoma Society	1 055 00
09/13/2000	PTA California Congress of Parents Teache	300 00
09/13/2000	Roman Catholic Bishop of San Jose	0 00
09/13/2000	San Jose State University Foundation	125 00
10/30/2000	Peninsula Habitat for Humanity	11,000 00
11/28/2000	Hidaya Foundation	5,600 00
11/28/2000	American Red Cross	180 00
11/28/2000	Nobel And Greenough School	500 00
11/28/2000	Catholic Chanties of San Jose	825 00
11/28/2000	Indo-American Community Service Center	51 00
11/28/2000	Rahima International Foundation - Rahima	4 000 00
11/28/2000	Berkeley Akikai	1,000 00
11/28/2000	Alzheimer's Disease And Related Disorders	100 00
11/28/2000	University of North Carolina at Chapel Hill	550 00
11/28/2000	Benevolence International Foudation	900 00
11/28/2000	Resolve Incorporated	500 00
11/28/2000	Georgetown Univ	250 00
11/28/2000	Yale University	250 00
11/28/2000	American Heart Association, Inc	75 00
11/28/2000	Shoes That Fit	970 00
11/28/2000	Earthjustice Legal Defense Fund	550 00
11/28/2000	Operation Smile	375 00
11/28/2000	Las Lomitas Foundation for Educational Ex	1,000 00
11/28/2000	Museum of Fine Arts	215 00
11/28/2000	American Heart Association, Inc	225 00
11/28/2000	Carmel-by-the-Sea Sunset Center for the Arts	1,000 00
11/28/2000	National Brain Tumor Foundation	75 00
11/28/2000	Los Altos Education Foundation	2,250 00
11/28/2000	Los Altos Education Foundation	7,655 00

Cisco Systems Foundation
Matching Gifts
August 2000 through July 2001

<u>Date</u>	<u>Name</u>	<u>Amount</u>
11/28/2000	United Moms Chanty Association Inc	300 00
11/28/2000	Leukemia Society of Amenca	25 00
11/28/2000	Protland Jewish Academy	180 00
11/28/2000	Samkara Eye Foudation USA	1,400 00
11/28/2000	University Of Sydney USA Foudation	500 00
11/28/2000	Emily Gnffith Center Inc	670 00
11/28/2000	Children International	744 00
11/28/2000	Second Harvest	320 00
11/28/2000	University of Nevada - Reno Foundation	1,000 00
11/28/2000	New York Special Olympics Inc	250 00
11/28/2000	National Foundation For Cancer Research	100 00
11/28/2000	Salvation Army - Heartland Division	1 000 00
11/28/2000	American Diabetes Association	25 00
11/28/2000	Washington Drama Society, Inc - Arena St	500 00
11/28/2000	American National Red Cross - Putnam County	150 00
11/28/2000	US Catholic Conference - Our Lady of Guadalupe	1,000 00
11/28/2000	University of California Berkely Foundation	350 00
11/28/2000	UC Berkeley Foundation	1,175 00
11/28/2000	University of Chicago	125 00
11/28/2000	Ohio State University Central Office	500 00
11/28/2000	UC Santa Cruz Foundation	50 00
11/28/2000	New York Yankees Foundation Inc	3,000 00
11/28/2000	Leukemia & Lymphoma Society	750 00
11/28/2000	Aspen Buddy Program Inc	830 00
11/28/2000	Episcopal School of Dallas	500 00
11/28/2000	North Dakota State University Foundation	250 00
11/28/2000	Rensselaer Polytechnic Institute	650 00
11/28/2000	Virginia Student Aid Foundation	500 00
11/28/2000	Alternatives Unlimited Inc	100 00
11/28/2000	Iowa State University Foundation	300 00
11/28/2000	volunteers For Outdoor Colorado Inc	250 00
11/28/2000	Olivet Nazarene University	50 00
11/28/2000	Hockaday School	500 00
11/28/2000	Lasalle College High School	500 00
11/28/2000	Muscular Dystrophy Association of New Hamshire	50 00
11/28/2000	Second Harvest Food Bank Serving Santa Clara	780 00
11/28/2000	University of Illinois Foundation	1,100 00
11/28/2000	Miami University	500 00
11/28/2000	University of Cincinnati Foundation	75 00
11/28/2000	Hill-Murray High School	1,000 00
11/28/2000	Planned Parenthood Federation of Amenca	250 00
11/28/2000	PTA California Congress of Parents Teachers	300 00
11/28/2000	Cornell University	355 00
11/28/2000	Gods Pantry Food Bank Inc	1,000 00
11/28/2000	Cry Child Relief & You Inc	250 00
11/28/2000	Salvation Army & Its Components	80 00
11/28/2000	American Red Cross - Washington, D C	150 00
11/28/2000	St Luke's Esicopal School	500 00
11/28/2000	Chrstian Children's Fund	640 00
11/28/2000	Pediatnc Cancer Foundation Inc	500 00
11/28/2000	University of Wisconsin Foundation	100 00

Cisco Systems Foundation

Matching Gifts

August 2000 through July 2001

<u>Date</u>	<u>Name</u>	<u>Amount</u>
11/28/2000	St Jude Children's Research Hospital	100 00
11/28/2000	San Francisco Symphony	50 00
11/28/2000	Kid Street Theatre	1,000 00
11/28/2000	Wylie Animal Rescue Foundation	500 00
11/28/2000	Society of St Vincent De Paul	250 00
11/28/2000	Massachusetts Audubon Society, Inc	150 00
11/28/2000	University of Washington - Foundation	100 00
11/28/2000	Tri-City Homeless Coalition	200 00
11/28/2000	PTA California Congress of Parents Teachers	250 00
11/28/2000	Kensington Education Foundation	500 00
11/28/2000	Rudolf Steiner Foudation Inc	500 00
11/28/2000	Arthritis Foundation, Inc	100 00
11/28/2000	American University Of Beirut	100 00
11/28/2000	American Cancer Society	1,000 00
11/28/2000	Nature Conservancy	1,210 00
11/28/2000	Loyola College in Maryland, Inc	100 00
11/28/2000	National Multiple Sclerosis Society	500 00
11/28/2000	Triangle Down Syndrome Network Inc	220 00
11/28/2000	North Carolina School Of Science & Mathem	250 00
11/28/2000	Mill Mountain Playhouse Co	200 00
11/28/2000	Jackson State University	200 00
11/28/2000	Habitat For Humanity International	1,375 00
11/28/2000	University of North Carolina Center for P	200 00
11/28/2000	Cooper Union For The Advancement Of Scien	1 000 00
11/28/2000	Woodside School Foundation	500 00
11/28/2000	Saint Nicolas School	500 00
11/28/2000	KTEH TV Foundation	200 00
11/28/2000	Arts Council of Santa Clara County - Arts	250 00
11/28/2000	Sensory Access Foundation	1,000 00
11/28/2000	Society For The Prevention of Cruelty To Animals	100 00
11/28/2000	University of The South	100 00
11/28/2000	Roman Catholic Bishop of San Jose	2,000 00
11/28/2000	San Jose Neighbors That Care Inc	300 00
11/28/2000	University Of New Hampshire Foudantion	500 00
11/28/2000	Southern New Hampshire HIV - AIDS Task Force	750 00
11/28/2000	Concord Regional Visiting Nurse Association	465 00
11/28/2000	Oxfam America Inc	85 00
11/28/2000	University Of Dallas	100 00
11/28/2000	St Lawrence University	150 00
11/28/2000	National Multiple Sclerosis Society - Wis	50 00
11/28/2000	Thomas Jefferson Memonal Foundation, Inc	500 00
11/28/2000	Salvation Army	30 00
11/28/2000	Food Bank, Inc	100 00
11/28/2000	Meredith College	100 00
11/28/2000	University of Texas at Austin	50 00
11/28/2000	Trinity College	200 00
11/28/2000	University of Florida Foundation, Inc	25 00
11/28/2000	Baylor University	150 00
11/28/2000	International Rescue Committee Inc	250 00
11/28/2000	Central Park Conservancy Inc	100 00
11/28/2000	Greater Cincinnati Television Educational	60 00

Cisco Systems Foundation
Matching Gifts
August 2000 through July 2001

<u>Date</u>	<u>Name</u>	<u>Amount</u>
11/28/2000	Washington University	25 00
11/28/2000	University of Alabama	250 00
11/28/2000	Mechanicsville Medical Center	1,000 00
11/28/2000	Pennisula Open Space Trust	500 00
11/28/2000	Philabundance	500 00
11/28/2000	Meharry Medical Center	100 00
11/28/2000	Colgate University	50 00
11/28/2000	Chrstian Leadership Ministries Inc	1,000 00
11/28/2000	Bradley University	200 00
11/28/2000	Project Cuddle	250 00
11/28/2000	American Rivers Inc	50 00
11/28/2000	International Development Exchange	1 000 00
11/28/2000	Project ALS Inc	2 450 00
11/28/2000	YMCA Of Metropolitan Richmond	70 00
11/28/2000	North Carolina Museum of Art Foundation	45 00
11/28/2000	University of Houston	50 00
11/28/2000	Rose	500 00
11/28/2000	Minnesota Medical Foudation	150 00
11/28/2000	Senior Pharmassit Inc	55 00
11/28/2000	Charles House Association	50 00
11/28/2000	University of Virginia Alumni Association	530 00
11/28/2000	Susan G Kormen Breast Cancer Foundation	50 00
11/28/2000	St Thomas Hospice Inc	300 00
11/28/2000	Humane Society of Santa Clara Valley	300 00
11/28/2000	Humane Society of Santa Clara Valley	25 00
11/28/2000	PTA California Congress of Parents Teachers	575 00
11/28/2000	North Country School Inc	500 00
11/28/2000	Georgia Tech Foundation, Inc	250 00
11/28/2000	Maitn Charitable Trust	100 00
11/28/2000	University Of North Carolina	150 00
11/28/2000	Babson College	200 00
11/28/2000	Trustees of Boston College	500 00
11/28/2000	Massachusetts Institute of Technology	800 00
11/28/2000	Revels Inc	100 00
11/28/2000	People Without Borders Inc	300 00
11/28/2000	Boston Symphony Orchestra, Inc	250 00
11/28/2000	American National Red Cross	150 00
11/28/2000	Lucile Packard Foundation For Children	1,050 00
11/28/2000	Peace College Of Raleigh Inc	30 00
11/28/2000	Arthntis Foundation, Inc	26 20
11/28/2000	Stepping Stones Preschool & Daycare	500 00
11/28/2000	Stepping Stones Preschool & Daycare	500 00
11/28/2000	Nashville Symphony Association	75 00
11/28/2000	American Heart Association, Inc	25 00
11/28/2000	American Red Cross	300 00
11/28/2000	Dartmouth Middle School	25 00
11/28/2000	Alum Rock Counseling Center Inc	300 00
11/28/2000	Monteray Bay Aquanum	250 00
11/28/2000	Udavum Karagal of USA	1,200 00
11/28/2000	Resqcats Inc	1,000 00
11/28/2000	Kansas State University Endowment Associa	100 00

Cisco Systems Foundation

Matching Gifts

August 2000 through July 2001

Date	Name	Amount
11/28/2000	university of Norte Dame	100 00
11/28/2000	Oduduwa Hentage Organization	1,000 00
11/28/2000	US Catholic Conference - St Lucy School	500 00
11/28/2000	Second Harvest Food Bank Of Santa Clara	1 468 56
11/28/2000	Tri-Valley Montessori School	500 00
11/28/2000	University of Arkansas Foundation, Inc	50 00
11/28/2000	Episcopal Church in The Diocese Of El Camino	500 00
11/28/2000	Buddhist Compassion Relief Tzu Chi Foundation	1,000 00
11/28/2000	Arab Womens Solidanty Association	3,000 00
11/28/2000	Mission San Jose High School	1,000 00
11/28/2000	Global Fund For Women Inc	910 63
11/28/2000	Mission San Jose Elementary Parent Teachers	835 00
11/28/2000	Fremont Unified School District - Mission	300 00
11/28/2000	Child Foundation	240 00
11/28/2000	Stanford Univensty Board of Trustees of	2,000 00
11/28/2000	Indo-Amecan Community Service Center	300 00
11/28/2000	Amencan Cancer Society	190 00
11/28/2000	Guiding Eyes for the Blind Inc	25 00
11/28/2000	Golden Gate Choral Foundation Inc	500 00
11/28/2000	Malashock Dance & Company	500 00
11/28/2000	Duke University	200 00
11/28/2000	University of San Francisco	250 00
11/28/2000	Polytechnic University	1,000 00
11/28/2000	Human Development Resource Council Inc	200 00
11/28/2000	Washington State University Foundation	300 00
11/28/2000	Covenant House	100 00
11/28/2000	West Virginia University Foundation Inc	50 00
11/28/2000	County Lane Home & School Club	600 00
11/28/2000	World Vision, Inc	200 00
11/28/2000	Metropolitan Seattle Jewish Day School	1 000 00
11/28/2000	WGBH Educational Foundation	170 00
11/28/2000	Amencan Cancer Society Pewaukee	100 00
11/28/2000	Grove City College	500 00
11/28/2000	Susila Dharma USA Inc	1,000 00
11/28/2000	Habitat For Humanity Intemational	500 00
11/28/2000	Hospice Of Boulder County	525 00
11/28/2000	US Catholic Conference - Cardinal Newman	1,000 00
11/28/2000	Big Brothers - Big Sisters Of San Francisco	1,000 00
11/28/2000	Schola Cantorum, Inc	250 00
11/28/2000	Coyote Creek Elementary School	315 00
11/28/2000	Portal Elementary School	500 00
11/28/2000	US Catholic Conference - Jesuit College P	500 00
11/28/2000	Womens Shelter	1,000 00
11/28/2000	Juvenile Diabetes Foundation	215 00
11/28/2000	Trustees of Boston University	120 00
11/28/2000	Pat Brody Shelter For Cats Inc	50 00
11/28/2000	Bndgeland Applied Technology Center Foud	1,000 00
11/28/2000	Inwood House	3,850 00
11/28/2000	University of Maryland Foundation	150 00
11/28/2000	Institute For International Cooperation	500 00
11/28/2000	Fitchburg State College Foundation, Inc	100 00

Cisco Systems Foundation

Matching Gifts

August 2000 through July 2001

Date	Name	Amount
11/28/2000	Gill St Bernards School	250 00
11/28/2000	Gunn Senior High School Foundation	200 00
11/28/2000	Eskaton	1,000 00
11/28/2000	Santa Barbara Visiting Nurse Association	25 00
11/28/2000	Frameline Inc	150 00
11/28/2000	Mid-Ohio Foodbank	100 00
11/28/2000	Morgan Hill Unified School District - Nor	1,000 00
11/28/2000	Clemson University Foundation	250 00
11/28/2000	Catawaba County United Way	541 00
11/28/2000	AIDS Project Los Angeles Inc	250 00
11/28/2000	PTA California Congress of Parents Teache	400 00
11/28/2000	University of New Mexico Foundation Inco	1,000 00
11/28/2000	June Shelton School And Evaluation Center	250 00
11/28/2000	Wildlife Cneter Of Silicon Valley	200 00
11/28/2000	Westside Coop Preschool	750 00
11/28/2000	Oregon Shakespearean Festival Association	250 00
11/28/2000	Purdue Foundation, Inc	300 00
11/28/2000	Gaudalupe River Park and Gardens Corporat	100 00
11/28/2000	Shepherds Gate	250 00
11/28/2000	San Jose Museum of Art Association	50 00
11/28/2000	Resources & Residential Alternatives Inc	250 00
11/28/2000	American Red Cross (Palo Alto)	55 00
11/28/2000	Companion Animal Rescue Effort	200 00
11/28/2000	US Catholic Conference - Saint Victor School	300 00
11/28/2000	San Francisco Museum of Modern Art	300 00
11/28/2000	Clifford School	1,000 00
11/28/2000	Kenyon College	100 00
11/28/2000	Congregational Community Church	500 00
11/28/2000	University of California - Davis	150 00
11/28/2000	Childrens Hope International	400 00
11/28/2000	Gault Elementary School	300 00
11/28/2000	Douglas County Educational Foundation	100 00
11/28/2000	US Catholic Conference - Saint Ignatius HS	2 000 00
11/28/2000	Stillwater Independent School District	1,000 00
11/28/2000	Childrens Oncology Camp Foundation	200 00
11/28/2000	US Catholic Conference - Scranton Preparatory	250 00
11/28/2000	Muscular Dystrophy Association	50 00
11/28/2000	University Of Rhode Island Foundation	120 00
11/28/2000	EAA Aviation Foundation Inc	500 00
11/28/2000	Mount St Mary's College	500 00
11/28/2000	Wake Audobon Society	500 00
11/28/2000	Cystic Fibrosis Foundation	300 00
11/28/2000	Divine Mercy Chinese Association	100 00
11/28/2000	Vietnam Health Educational Literature Pro	150 00
11/28/2000	Burlingame Community for Education Foundation	1,600 00
11/28/2000	Peninsula Habitat for Humanity	10 150 00
11/28/2000	Peninsula Habitat for Humanity	850 00
11/28/2000	KQED, Inc	600 00
11/28/2000	PTA California Congress of Parents Teachers	1,170 00
11/28/2000	Worcester Polytechnic Institute	125 00
11/28/2000	UCSB Foundation-University of California	280 00

Cisco Systems Foundation

Matching Gifts

August 2000 through July 2001

Date	Name	Amount
11/28/2000	American Diabetes Association	1,715 00
11/28/2000	American Diabetes Association	1,050 00
11/28/2000	American Diabetes Association	650 00
11/28/2000	American Diabetes Association	3,015 00
11/28/2000	American Diabetes Association	2,805 00
11/28/2000	Humane Society of the United States	50 00
11/28/2000	Texas A&M University	355 00
11/28/2000	Camp Quality USA Inc	1,000 00
11/28/2000	Support Network for Battered Women	500 00
11/28/2000	US Catholic Conference - Boston Archdioce	100 00
11/28/2000	Project Bread the Walk for Hunger	90 00
11/28/2000	American Parkinson Disease Association	100 00
11/28/2000	Central Virginia Educational Communication	80 00
11/28/2000	American Chinese Art Society	500 00
11/28/2000	American Chinese Art Society	300 00
11/28/2000	Northwestern University	425 00
11/28/2000	Anzona Special Olympics Inc	100 00
11/28/2000	Huntingtons Disease Society Of Amerenca In	250 00
11/28/2000	Blue Hills Education Fund	2,350 00
11/28/2000	Pleasanton Unfied School District	25 00
11/28/2000	US Catholic Conference - Catholic Schools	50 00
11/28/2000	East Carolina University Foundation	500 00
11/28/2000	National Multiple Sclerosis Society	650 00
11/28/2000	Portal School Community Organization	400 00
11/28/2000	Portal School Community Organization	300 00
11/28/2000	Santa Barbara Symphony Orchestra Association	1 000 00
11/28/2000	Ethiopian Community Services Inc	2,000 00
11/28/2000	PTA California Congress of Parents Teachers	50 00
11/28/2000	Cal Poly Pomona Foundation Inc - Cal State	125 00
11/28/2000	UCLA Foundation	250 00
11/28/2000	North Carolina State University	600 00
11/28/2000	University of Massachusetts/Lowell	100 00
11/28/2000	Leukemia Society of Amerenca	50 00
11/28/2000	Palo Verde Elementary PTA	175 00
11/28/2000	Capn School	500 00
11/28/2000	Breast Cancer Fund	200 00
11/28/2000	Silver Oak Elementary School	1 000 00
11/28/2000	Upper Texas Coast Water Borne Education	1,000 00
11/28/2000	California High School Academic Boosters	150 00
11/28/2000	Ujamaa Youth Education Foundation	1,890 00
11/28/2000	Ars Nova Inc - Coro Allegro, Inc	1,000 00
11/28/2000	Millikin Basics & Elementary School	50 00
11/28/2000	US Catholic Conference - St Charles School	100 00
11/28/2000	Association of Catholic Student Councils	500 00
11/28/2000	US Catholic Conference - Academy of Notre Dame	500 00
11/28/2000	American Diabetes Association	350 00
11/28/2000	Pacific Lutheran University	100 00
11/28/2000	Leukemia Society of Amerenca	100 00
11/28/2000	City Team Ministnes	1 000 00
11/28/2000	Joshua Chadbourne Elementary School	50 00
11/28/2000	Bret Harte Middle School - Bret Harte Com	200 00

Cisco Systems Foundation

Matching Gifts

August 2000 through July 2001

Date	Name	Amount
11/28/2000	KVIE Inc	144 00
11/28/2000	San Mateo County Community Colleges Foundation	200 00
11/28/2000	Educational Information Corporation WCPE	200 00
11/28/2000	Central Michigan University Foundation	400 00
11/28/2000	US Catholic Conference - Missionaries	1,000 00
11/28/2000	Cleveland Music School Settlement	1,000 00
11/28/2000	Trustees of Union College	600 00
11/28/2000	Court Designated Child Advocates, Inc	150 00
11/28/2000	Bellarmino College Preparatory	1,000 00
11/28/2000	Montevideo Elementary School	245 00
11/28/2000	Ruby Hill Giving Thanks Chanty Committee	3,000 00
11/28/2000	Surfrider Foundation	500 00
11/28/2000	Animal Protection Society of Orange Co	500 00
11/28/2000	Our Fathers House Inc	50 00
11/28/2000	WICN Public Radio Inc	50 00
11/28/2000	Town Cats of Morgal Hill	500 00
11/28/2000	Canine Companions of Independence	300 00
11/28/2000	Hope Worldwide - Georgia Ltd	2,800 00
11/28/2000	California State University Long Beach	300 00
11/28/2000	National Multiple Sclerosis Society	75 00
11/28/2000	Pennsylvania State University	85 00
11/28/2000	Vanety Club Blind Babies Foundation	200 00
11/28/2000	Battered Womens Alternatives Inc	1,000 00
11/28/2000	United Methodists Church	1,000 00
11/28/2000	Cipriani After-School Care Inc	1 000 00
11/28/2000	Dana-Farber, Inc	120 00
11/28/2000	American Whitewater Affiliation Inc	100 00
11/28/2000	Aim For Success Inc	500 00
11/28/2000	Asha for Education	455 80
11/28/2000	Amouzesh Omeed Inc	1,000 00
11/28/2000	American Heart Association, Inc	500 00
11/28/2000	Miscellaneous	150 00
11/28/2000	American Cancer Society	750 00
11/28/2000	American Cancer Society	50 00
11/28/2000	American Red Cross - San Jose	3,182 00
11/28/2000	American Red Cross - San Jose	2,160 00
11/28/2000	American Red Cross - San Jose	3,125 00
11/28/2000	Asha for Education	300 00
11/28/2000	Association For India's Development	300 00
11/28/2000	Association For The Support Of Children	200 00
11/28/2000	Baywood Elementary School	1 000 00
11/28/2000	Chadbourne Family And Faculty Association	270 00
11/28/2000	Charlotte Wood Middle School	180 00
11/28/2000	Children's Hospital Medical Center Foundation	150 00
11/28/2000	Chrsta McAuliffe Parent Faculty Group	740 00
11/28/2000	Connecticut Master Choral Inc	1,000 00
11/28/2000	Coral Reef Alliance	100 00
11/28/2000	Crawford-Zbenek Scholarship Foundation	500 00
11/28/2000	Crystal Choir	1,000 00
11/28/2000	East Side Union High School District	0 00
11/28/2000	Fancy Dancers Inc	2 000 00

Cisco Systems Foundation

Matching Gifts

August 2000 through July 2001

Date	Name	Amount
11/28/2000	Fania Education Enrichment Fund	850 00
11/28/2000	Food Allergy Network	800 00
11/28/2000	Friends Of Oron	500 00
11/28/2000	Greater Washington Educational Telecommunications	75 00
11/28/2000	Green Local Schools Foundation	1,000 00
11/28/2000	Greenpeace Fund Inc	30 00
11/28/2000	Healthcare Chanties Inc - AIMS Project	1,000 00
11/28/2000	Huntington Seacliff Elementary School	100 00
11/28/2000	India Development and Relief Fund, Inc	1,400 00
11/28/2000	Institute Of Technology Foundation	100 00
11/28/2000	Iranian Refugees Alliance Inc	200 00
11/28/2000	Junior League Of San Francisco Inc	500 00
11/28/2000	Leland High School	1 100 00
11/28/2000	Leukemia & Lymphoma Society	595 00
11/28/2000	Leukemia Society of America	0 00
11/28/2000	Leukemia Society of America	100 00
11/28/2000	Leukemia Society of America National Chapter	30 00
11/28/2000	Louis A Weiss Memorial Hospital	100 00
11/28/2000	Maharashtra Foundation	1 000 00
11/28/2000	Make a Wish Foundation of the Hudson Valley	200 00
11/28/2000	Marlyn Hickey Ministries - Riverview Church	1,000 00
11/28/2000	Morgan Hill Unified School District	0 00
11/28/2000	Mountain View - Los Altos High School Foundation	2,100 00
11/28/2000	Mt Lebanon Foundation For Education	60 00
11/28/2000	National Center for Science Education Inc	1,000 00
11/28/2000	National Multiple Sclerosis Society	75 00
11/28/2000	National Parks & Conservation Assn	35 00
11/28/2000	O'Connor Hospital Foundation	75 00
11/28/2000	Paly Interdisciplinary Experience	100 00
11/28/2000	People for Ethical Treatment of Animals	100 00
11/28/2000	Piedmont Environmental Council	250 00
11/28/2000	Play And Learn At Dulles Corner Inc	500 00
11/28/2000	PTA California Congress of Parents Teachers	150 00
11/28/2000	PTA California Congress of Parents Teachers	200 00
11/28/2000	PTA California Congress of Parents Teachers	500 00
11/28/2000	PTA California Congress of Parents Teachers	540 00
11/28/2000	San Carlos Educational Foundation	250 00
11/28/2000	San Francisco SPCA	400 00
11/28/2000	San Jose Choral Project	250 00
11/28/2000	San Jose State University Foundation	100 00
11/28/2000	Santa Cruz Montessori School	250 00
11/28/2000	Saratoga Education Foundation	750 00
11/28/2000	Saratoga Education Foundation	1 000 00
11/28/2000	Special Olympics Virginia Inc	100 00
11/28/2000	SRM Alliance Hospital Services - Hospice	125 00
11/28/2000	Stockmeir- Ortega PTA	350 00
11/28/2000	Syracuse University	100 00
11/28/2000	Third World Olympics	2,000 00
11/28/2000	United Way of Silicon Valley	0 00
11/28/2000	University of Oklahoma Foundation, Inc	100 00
11/28/2000	US Catholic Conference - Divine World Council	200 00

Cisco Systems Foundation

Matching Gifts

August 2000 through July 2001

Date	Name	Amount
11/28/2000	Williams Elementary School	125 00
11/28/2000	Wingspan Foundation	1,000 00
03/14/2001	University of Washington - Foundation	580 00
03/14/2001	US Catholic Conference - Incarnate Word Academy	500 00
03/14/2001	Yale University	75 00
03/14/2001	Educational Television Association Of Met	60 00
03/14/2001	Amercian Museum Of Quilts and Textiles	200 00
03/14/2001	Juvenile Diabetes Foundation	1,875 00
03/14/2001	Juvenile Diabetes Foundation International	1,925 00
03/14/2001	Juvenile Diabetes Foundation International	2,140 00
03/14/2001	Juvenile Diabetes Foundation International	2,550 00
03/14/2001	Juvenile Diabetes Foundation	3,970 00
03/14/2001	Episcopal Church In The Diocese Of El Camino	1,200 00
03/14/2001	Arthntus Foundation Inc	250 00
03/14/2001	American Red Cross	1,400 00
03/14/2001	Triangle Down Syndrome Network Inc	50 00
03/14/2001	Palo Alto Community Child Care	50 00
03/14/2001	Lucile Packard Foundation For Children	2,000 00
03/14/2001	Performing Animal Welfare Society	50 00
03/14/2001	American Lung Association of Santa Clara	40 00
03/14/2001	University of Texas System - M D Anderso	1,000 00
03/14/2001	University of Wisconsin Foundation	499 00
03/14/2001	Rett Syndrome Research Foundation	500 00
03/14/2001	Blue Mountain Center Of Meditation	100 00
03/14/2001	Cabrillo Middle School	1,000 00
03/14/2001	American Friends Service Committee	850 00
03/14/2001	Villa Siena, Inc	500 00
03/14/2001	National Multiple Sclerosis Society	850 00
03/14/2001	San Francisco Conservatory Of Music Inc	50 00
03/14/2001	PTA California Congress of Parents Teachers	300 00
03/14/2001	Alzheimer's Association Of Western & Central	75 00
03/14/2001	Habitat For Humanity International	2 000 00
03/14/2001	Concert Singers Of Cary	100 00
03/14/2001	Women's Center of Wake County	500 00
03/14/2001	Shnners Hospitals for Children, Burns in	1,000 00
03/14/2001	National Multiple Sclerosis Society	1,000 00
03/14/2001	Interseminanan - Project Place Inc	150 00
03/14/2001	Jesup Memonal Library	300 00
03/14/2001	New Hampshire Public Radio Inc	260 00
03/14/2001	Philharmonic Society Of Arlington Inc	500 00
03/14/2001	Mid-Ohio Foodbank	50 00
03/14/2001	Villanova University	1 000 00
03/14/2001	Aslan, Inc	1,000 00
03/14/2001	Durham Rescue Mission	225 00
03/14/2001	PTA Texas Congress - Chnstie Elementary	250 00
03/14/2001	US Catholic Conference - Jesuit College Preparatory	350 00
03/14/2001	Oberlin College	1,325 00
03/14/2001	Marmion Military Academy	250 00
03/14/2001	Los Alamitos Elementary School	900 00
03/14/2001	Bay Area Cnsis Nursery	350 00
03/14/2001	Miami University	50 00

Cisco Systems Foundation

Matching Gifts

August 2000 through July 2001

Date	Name	Amount
03/14/2001	PTA California Congress of Parents Teachers	200 00
03/14/2001	Boulder County AIDS Project	100 00
03/14/2001	Americares Foundation Inc	350 00
03/14/2001	University of Hartford	25 00
03/14/2001	Save The Children Federaton Inc	120 00
03/14/2001	Massachusetts Institute of Technology	1,150 00
03/14/2001	Wellesley College	45 00
03/14/2001	Massachusetts Audubon Society, Inc	160 00
03/14/2001	Cooperative for Assistance & Relief Every	1,100 00
03/14/2001	New York University	200 00
03/14/2001	St Bonaventure University	1,000 00
03/14/2001	Cornell University	950 00
03/14/2001	Staunton Augusta Waynesboro Community Fou	1,000 00
03/14/2001	Westminster College	100 00
03/14/2001	Ohio Wesleyan University	50 00
03/14/2001	Southern Illinois University - Carbondale	50 00
03/14/2001	Wheels Of Hope Inc	1 000 00
03/14/2001	Oklahoma State University Foundation	100 00
03/14/2001	Cunningham Childrens Home of Urbana Illinois	250 00
03/14/2001	US Catholic Conference - Sacred Heart	750 00
03/14/2001	American Cancer Society	400 00
03/14/2001	National Multiple Sclerosis Society	25 00
03/14/2001	University of Dayton	350 00
03/14/2001	Christian Children's Fund	743 00
03/14/2001	Muscular Dystrophy Associaton	100 00
03/14/2001	Pennington School	1,000 00
03/14/2001	Lewis And Clark College	50 00
03/14/2001	North Carolina State University	2,150 00
03/14/2001	Virginia Student Aid Foundation	100 00
03/14/2001	Minnesota Public Radio Inc	240 00
03/14/2001	Virginia Wesleyan College	1,000 00
03/14/2001	Oneness Family School	1,000 00
03/14/2001	Purdue Foundaton, Inc	175 00
03/14/2001	University of North Carolina	50 00
03/14/2001	University of Notre Dame	500 00
03/14/2001	Winston Churchill Foundation of the Unite	1,000 00
03/14/2001	Variety Club Blind Babies Foundaton	100 00
03/14/2001	American Cancer Society (San Francisco)	500 00
03/14/2001	American Cancer Society	500 00
03/14/2001	Bodega Bay Elementary School	500 00
03/14/2001	Keys Family Day School	250 00
03/14/2001	Frameline Inc	200 00
03/14/2001	San Francisco Symphony	75 00
03/14/2001	Villa Montalvo Association	500 00
03/14/2001	San Jose Chamber Orchestra	500 00
03/14/2001	St Jude Children's Research Hospital	1,000 00
03/14/2001	PTA California Congress of Parents Teachers	1,000 00
03/14/2001	Pennisula Open Space Trust	1,400 00
03/14/2001	North Dakota State University Foundation	250 00
03/14/2001	Shangng And Canning Hands Inc	1,000 00
03/14/2001	Parents Helping Parents	200 00

Cisco Systems Foundation

Matching Gifts

August 2000 through July 2001

Date	Name	Amount
03/14/2001	UCSB Foundation-University of California,	50 00
03/14/2001	University of Southern California	25 00
03/14/2001	Buddhist Compassion Relief Tzu Chi Founda	1,500 00
03/14/2001	Arts Council of Santa Clara County - Arts	250 00
03/14/2001	Fana Education Enrichment Fund	700 00
03/14/2001	Young Women's Chrstian Association of Sa	1,000 00
03/14/2001	El Camino Youth Symphony Association	250 00
03/14/2001	Episcopal Church In The Diocese Of El Cam	1,100 00
03/14/2001	Columbus Zoological Park Association	150 00
03/14/2001	Iolani School	1,500 00
03/14/2001	Community Access Unlimited Inc	355 00
03/14/2001	Las Lomitas Foundation for Educational Ex	1,000 00
03/14/2001	Hawken School	100 00
03/14/2001	Oxfam America Inc	1,000 00
03/14/2001	Oxfam America Inc	300 00
03/14/2001	Boys & Girls Club of Woburn Inc	150 00
03/14/2001	Kenyon College	250 00
03/14/2001	Habitat for Humanity - Orange County	400 00
03/14/2001	Colgate University	100 00
03/14/2001	Skidmore College	50 00
03/14/2001	Benevolent Brotherhood Foundation - Proje	250 00
03/14/2001	Habitat for Humanity (GA)	1 823 00
03/14/2001	Northfield Mount Hermon School	50 00
03/14/2001	Worcester Polytechnic Institute	1,000 00
03/14/2001	Gunnery	500 00
03/14/2001	Spnnger Elementary School	200 00
03/14/2001	Los Altos Education Foundation	5,035 00
03/14/2001	Animal Place	100 00
03/14/2001	Asha for Education	1,761 40
03/14/2001	Asha for Education	2,464 80
03/14/2001	Young Mens Chrstian Association Of San F	100 00
03/14/2001	Saint Joseph of Cupertino School	1,500 00
03/14/2001	Sempervirens Fund	350 00
03/14/2001	Waldorf School of the Peninsula	1,000 00
03/14/2001	Collective Hentage Institute	1,000 00
03/14/2001	University of Kentucky	500 00
03/14/2001	Amencan Red Cross - Washington, D C	500 00
03/14/2001	Ronald McDonald House of Palo Alto Ca	500 00
03/14/2001	Asian Art Museum Foundation of SF	500 00
03/14/2001	Okizu Foundation	1,000 00
03/14/2001	Duke School for Children	250 00
03/14/2001	Pine Street Inn Inc	1,150 00
03/14/2001	Salvation Army & Its Components	50 00
03/14/2001	St John's Seminary Corp	600 00
03/14/2001	Boston Building Matenal Coop Chantable	500 00
03/14/2001	Adoptions International Inc	1,000 00
03/14/2001	Georgia Tech Foundation, Inc	75 00
03/14/2001	United States Committee for Unicef - U S	2,629 00
03/14/2001	University Of Sydney USA Foudation	500 00
03/14/2001	IEEE Foundation Inc	50 00
03/14/2001	Maude I Kems Art Center	250 00

Cisco Systems Foundation

Matching Gifts

August 2000 through July 2001

Date	Name	Amount
03/14/2001	Doctors Without Borders USA Inc	1,050 00
03/14/2001	Grove City College	400 00
03/14/2001	Coral Reef Alliance	1,000 00
03/14/2001	Self-Healing Research Foundation	500 00
03/14/2001	Pajaro Valley Shelter Services	400 00
03/14/2001	Hillbrook School	2,250 00
03/14/2001	Planned Parenthood Golden Gate	75 00
03/14/2001	Hidaya Foundation	1 400 00
03/14/2001	Penninsula Community Foundation	1,000 00
03/14/2001	Covenant House California	100 00
03/14/2001	Amyotrophic Lateral Sclerosis Association	1,050 00
03/14/2001	Ball State Univ Foundation - Ball State	100 00
03/14/2001	Catholic Charities of San Jose	1 250 00
03/14/2001	Shenandoah Area Agency on Aging Inc	250 00
03/14/2001	Canisius College	250 00
03/14/2001	San Ramon Valley Educational Foundation -	295 00
03/14/2001	Santa Clara University	675 00
03/14/2001	Red Hen Press Inc	1,000 00
03/14/2001	National Keratoconus Foundation	200 00
03/14/2001	Planetary Society	250 00
03/14/2001	San Diego State University Foundation	100 00
03/14/2001	University of Hawaii Foundation	250 00
03/14/2001	Overlake School	700 00
03/14/2001	Buddhist Compassion Relief Tzu Chi Founda	1,000 00
03/14/2001	American Lung Association of Hudson Valle	50 00
03/14/2001	Saint John's Hospital & Health Center Fou	100 00
03/14/2001	Christian Foundation For Children And Agi	220 00
03/14/2001	Empty Stocking Fund	1,000 00
03/14/2001	Wichita State University	200 00
03/14/2001	Trinity School	975 00
03/14/2001	Hoffman Institute Foundation	1,000 00
03/14/2001	Buddhist Peace Fellowship - Burma People'	250 00
03/14/2001	Bay Area Ridge Trail Council	550 00
03/14/2001	Environmental Volunteers Inc	500 00
03/14/2001	American Diabetes Association	25 00
03/14/2001	Stanford University Board of Trustees of	3,400 00
03/14/2001	Parmenter VNA and Community Care Inc	1 000 00
03/14/2001	Merrimack College	100 00
03/14/2001	Northern Arizona University Foundation	200 00
03/14/2001	Islamic Relief Worldwide	450 00
03/14/2001	UC San Diego Foundation 0940	800 00
03/14/2001	American Red Cross	500 00
03/14/2001	Young Mens Christian Association of the E	50 00
03/14/2001	University of Oregon Foundation	200 00
03/14/2001	Punahou School	500 00
03/14/2001	East Bay Crisis Pregnancy Center	100 00
03/14/2001	Nansemond-Suffolk Academy Assoc Inc	250 00
03/14/2001	Habitat For Humanity International	400 00
03/14/2001	Family Emergency Shelter Coalition	150 00
03/14/2001	Victims Information Bureau Of Suffolk Inc	1,000 00
03/14/2001	California State Parks Foundation	60 00

Cisco Systems Foundation

Matching Gifts

August 2000 through July 2001

Date	Name	Amount
03/14/2001	Iowa State University Foundation	150 00
03/14/2001	University of Colorado Foundation	250 00
03/14/2001	Save-the-Redwoods League	1,450 00
03/14/2001	Planned Parenthood Mar Moute, Inc	700 00
03/14/2001	Humane Society of Santa Clara Valley	850 00
03/14/2001	Young Mens Chnstan Society of Freehold	300 00
03/14/2001	American Society for the Prevention of Cr	100 00
03/14/2001	Aga Khan Foundation USA	1 000 00
03/14/2001	Montana State University	1,000 00
03/14/2001	Greater Bay Area Make A Wish Foundation,	3,050 00
03/14/2001	Schola Cantorum, Inc	500 00
03/14/2001	Texas A&M Foudation	200 00
03/14/2001	Plano Repertory Theatre Inc	125 00
03/14/2001	United Way of Metropolitan Dallas Inc	500 00
03/14/2001	Michigan Tech Fund	50 00
03/14/2001	UC Berkeley Foundation	350 00
03/14/2001	American Heart Association Inc	35 00
03/14/2001	Muscular Dystrophy Association	101 00
03/14/2001	University Of Minnesota Foundation	450 00
03/14/2001	Macalester College	1,000 00
03/14/2001	Rutgers University Foundation	200 00
03/14/2001	Clemson University Foundation	310 00
03/14/2001	Sunnse Foundation	250 00
03/14/2001	Nature Conservancy	850 00
03/14/2001	Renssalaer Polytechnic Institute	600 00
03/14/2001	American Diabetes Association - Raleigh	25 00
03/14/2001	American Diabetes Association	50 00
03/14/2001	Monterey Bay Aquanum	250 00
03/14/2001	Moreland Discovery School	100 00
03/14/2001	Wake County Public Schools - Green Year R	1,000 00
03/14/2001	Raleigh Rescue Mission Inc	1,250 00
03/14/2001	Salvation Army & Its Components	275 00
03/14/2001	Methodist Home For Children Inc	100 00
03/14/2001	Mission of Our Lady Of Mercy - Mercy Home	300 00
03/14/2001	Davidson College	370 00
03/14/2001	World Wildfire Fund	2,475 00
03/14/2001	Foundation Fighting Blindness Inc - Natl	200 00
03/14/2001	Generations Incorporated	750 00
03/14/2001	Capitol Broadcasting Association Inc	60 00
03/14/2001	Boxborough Conservation Trust Inc	1,000 00
03/14/2001	Fayerweather Street School	1,000 00
03/14/2001	Boston Lync Opera Company	100 00
03/14/2001	Women's Center	1,000 00
03/14/2001	Agnes Irwin School	50 00
03/14/2001	Philabundance	500 00
03/14/2001	U C Riverside Foundation - University of	1,500 00
03/14/2001	University of Florida Foundation, Inc	600 00
03/14/2001	US Catholic Conference - Central District	500 00
03/14/2001	Environmental Defense Center	600 00
03/14/2001	Drexl University	50 00
03/14/2001	Ransom Everglades School Inc	50 00

Cisco Systems Foundation

Matching Gifts

August 2000 through July 2001

Date	Name	Amount
03/14/2001	Susan G Komen Breast Cancer Foundation In	315 00
03/14/2001	Ronald McDonald House Charities of Baltim	1,000 00
03/14/2001	Virginia Tech Foundation, Inc	1,200 00
03/14/2001	Washington & Lee University University Pl	100 00
03/14/2001	University of Virginia Alumni Association	500 00
03/14/2001	US Catholic Conference - Catholic Relief	250 00
03/14/2001	Arthritis Foundation, Inc	500 00
03/14/2001	PTA California Congress of Parents Teache	100 00
03/14/2001	Indo-Amencan Community Service Center	1,000 00
03/14/2001	Habitat for Humanity International Inc-H	1,000 00
03/14/2001	University of Texas at Dallas	25 00
03/14/2001	National Multiple Sclerosis Society Orang	225 00
03/14/2001	Food for the Poor	800 00
03/14/2001	Rahima International Foundation - Rahima	1,600 00
03/14/2001	Biola University Inc	50 00
03/14/2001	Trustees of The University of Pennsylvani	250 00
03/14/2001	Richmond Rescue Mission	100 00
03/14/2001	Cystic Fibrosis Foundation	300 00
03/14/2001	Project ALS Inc	900 00
03/14/2001	American Civil Liberties Union Foundation	200 00
03/14/2001	Roberts Wesleyan College	1,000 00
03/14/2001	Music Maker Relief and Recording Foundati	100 00
03/14/2001	Northern Nevada Literacy Council	250 00
03/14/2001	Alpha Chi Rho Educational Foundations Inc	500 00
03/14/2001	American Heart Association, Inc	250 00
03/14/2001	Inn Vision of Santa Clara Valley	400 00
03/14/2001	ARIS AIDS Resources Information & Service	500 00
03/14/2001	ARIS AIDS Resources Information & Service	1,250 00
03/14/2001	Sacred Heart Community Service	350 00
03/14/2001	Flonda Atlantic University Foundation In	1,000 00
03/14/2001	East Ridge Elementary School	300 00
03/14/2001	University Of Portland	500 00
03/14/2001	Treehouse Fund	1,337 45
03/14/2001	Treehouse Fund	30 00
03/14/2001	Union Gospel Mission	280 00
03/14/2001	Southern Poverty Law Center, Inc	400 00
03/14/2001	Habitat For Humanity International	500 00
03/14/2001	Little Friends Inc	300 00
03/14/2001	Loyola Academy	185 00
03/14/2001	Hopice Of Morongo Basin	1,000 00
03/14/2001	Planned Parenthood Federation of America	890 00
03/14/2001	Project Open Hand	2,400 00
03/14/2001	Paul Center for Learning and Recreation I	300 00
03/14/2001	Benevolence International Foudation	1,000 00
03/14/2001	Polycystic Kidney Research Foundation	1,000 00
03/14/2001	Viterbo College	1,000 00
03/14/2001	A Gifted Education Inc	1,000 00
03/14/2001	Addison Elementary School	2,200 00
03/14/2001	Alameda County Library Foundation	35 00
03/14/2001	Alzheimer's Association	100 00
03/14/2001	American Cancer Society (Boston)	200 00

Cisco Systems Foundation

Matching Gifts

August 2000 through July 2001

Date	Name	Amount
03/14/2001	American Health Assistance Fund	500 00
03/14/2001	American Heart Association, Inc	75 00
03/14/2001	American Jewish World Services Inc	200 00
03/14/2001	American National Red Cross	100 00
03/14/2001	American Red Cross (San Jose)	1 315 00
03/14/2001	American Red Cross (San Jose)	4,261 00
03/14/2001	American Red Cross (San Jose)	3 015 00
03/14/2001	Anderson University Inc	100 00
03/14/2001	Animal Rescue League of Boston	25 00
03/14/2001	Aquademy Inc	800 00
03/14/2001	Arizona State University Foundation	2,100 00
03/14/2001	Arthritis Foundation, Inc	455 00
03/14/2001	Associate Alumnae Of Douglass College - D	150 00
03/14/2001	Associated Humane Societies Inc	200 00
03/14/2001	Association For India's Development	500 00
03/14/2001	Association of Graduates of The United St	340 00
03/14/2001	Association of Retarded Citizens of Easte	500 00
03/14/2001	Babson College	1,200 00
03/14/2001	Bay & Valley Habitat for Humanity, Inc	300 00
03/14/2001	Bellarmino College Preparatory	1 725 00
03/14/2001	Bentley College	100 00
03/14/2001	Berkeley Preparatory School Inc	500 00
03/14/2001	Bernal Heights Neighborhood Center	100 00
03/14/2001	Best Friends Animal Sanctuary	435 00
03/14/2001	Bethany Lutheran College & Seminary Inc	100 00
03/14/2001	Bethany Lutheran College & Seminary Inc	500 00
03/14/2001	Bethesda-Chevy Chase High School Educati	100 00
03/14/2001	Blue Devil Parent Association	100 00
03/14/2001	Bochasawasi Akshar Purushottam	1,000 00
03/14/2001	Books Aloud Inc	500 00
03/14/2001	Boston Latin School Associaton	100 00
03/14/2001	Boston Symphony Orchestra, Inc	50 00
03/14/2001	Bowling Green State University Foundation	150 00
03/14/2001	Breast Cancer Fund	100 00
03/14/2001	Brooklyn College Foundation Inc	200 00
03/14/2001	Bryn Mawr College	1,000 00
03/14/2001	Bucknell University	50 00
03/14/2001	Buddhist Compassion Relief Tzu Chi Founda	1,650 00
03/14/2001	Bunker School Parent- Teacher Club	50 00
03/14/2001	Burlingame Community for Education Founda	750 00
03/14/2001	California Polytechnic State University F	905 00
03/14/2001	California State University of Chico	100 00
03/14/2001	California Youth Symphony Association	300 00
03/14/2001	Camp Fire Boys & Girls	100 00
03/14/2001	Camphill Village Minnesota Inc	1,000 00
03/14/2001	Carolina Adoption Services Inc	100 00
03/14/2001	Central Virginia Educational Communicatio	137 01
03/14/2001	Chadbourne Family And Faculty Association	200 00
03/14/2001	Champaign Urbana Community Schools Founda	500 00
03/14/2001	Chelmsford Land Conservation Trust Inc	25 00
03/14/2001	Chestnut Hill College	1,000 00

Cisco Systems Foundation
Matching Gifts
August 2000 through July 2001

<u>Date</u>	<u>Name</u>	<u>Amount</u>
03/14/2001	Chi Rho Center	100 00
03/14/2001	Children's Pompe Foundation	500 00
03/14/2001	Children's Medical Center Corporation -	1,000 00
03/14/2001	Chnsta McAuliffe Elementary School	2,378 00
03/14/2001	City Team Ministres	1,630 00
03/14/2001	Colorado Childrens Chorale	50 00
03/14/2001	Community Association for Rehabilitation	1,000 00
03/14/2001	Community Foundation of Boone County Inc	125 00
03/14/2001	Corporation of Harverford College	500 00
03/14/2001	County Lane Home & School Club	250 00
03/14/2001	County Meals On Wheels	100 00
03/14/2001	Covenant House	100 00
03/14/2001	Coyote Junior High	300 00
03/14/2001	Crisis Pregnancy Center of Santa Clara Co	1 000 00
03/14/2001	Cystic Fibrosis Foundation Headquarters	100 00
03/14/2001	Davner Theatncals Inc	100 00
03/14/2001	Dedication & Evelasting Love to Animals	150 00
03/14/2001	Denver Dumb Friends Foundations	100 00
03/14/2001	Dillon International Inc	250 00
03/14/2001	Doberman Rescue of Sacramento Inc	200 00
03/14/2001	Duke University	500 00
03/14/2001	D E B R A of Amenca	100 00
03/14/2001	Eagle- Tnbune Santa Claus Trust	100 00
03/14/2001	Educational Foundation of Onnda	700 00
03/14/2001	Educational Information Corporation WCPE	439 70
03/14/2001	Fairwood Elementary School	500 00
03/14/2001	Family Giving Tree	1 968 00
03/14/2001	Farm Sanctuary Inc	100 00
03/14/2001	Fauquier SPCA Incorporated	375 00
03/14/2001	Flint Hill School	250 00
03/14/2001	Foundation of Hope for Research & Treatme	180 00
03/14/2001	Frazee Community Development Corporation	1,000 00
03/14/2001	Frends of the Foster City Library	125 00
03/14/2001	Fund for Santa Barbara, Inc	500 00
03/14/2001	Furman University	1,000 00
03/14/2001	Gateway School	220 00
03/14/2001	Girls To Women Inc	100 00
03/14/2001	Global Fund For Women Inc	250 00
03/14/2001	Goucher College	250 00
03/14/2001	Graystone Elementary School	500 00
03/14/2001	Greenpeace Fund Inc	500 00
03/14/2001	Guiding Eyes for the Blind Inc	250 00
03/14/2001	Habitat for Humanity - Greater Lawrence H	1,000 00
03/14/2001	Habitat for Humanity of San Francisco	300 00
03/14/2001	Habitat for Humanity of Twin Cities	150 00
03/14/2001	Habitat for Humanity of San Antonio Inc	100 00
03/14/2001	Harvard University	250 00
03/14/2001	Hayward Friends of Animals Humane Society	500 00
03/14/2001	Health Initiatves for Youth Inc	30 00
03/14/2001	Help Foundation Inc	100 00
03/14/2001	Hockaday School	250 00

Cisco Systems Foundation
Matching Gifts
August 2000 through July 2001

Date	Name	Amount
03/14/2001	Homeless Empowerment Project Inc	50 00
03/14/2001	Hospital for Special Surgery Fund Inc	100 00
03/14/2001	Humane Society Of Sonoma County	1,000 00
03/14/2001	IIT bombay Hentage Fund	1,000 00
03/14/2001	India Development and Relief Fund, Inc	1,000 00
03/14/2001	India Literacy Project	1,000 00
03/14/2001	Indian Hill Arts Inc	100 00
03/14/2001	Indians for Collective Acton	1,500 00
03/14/2001	Industry Initiatives for Science & Math	900 00
03/14/2001	Institute Of Technology Foundation At Uti	150 00
03/14/2001	Interfaith Health Clinic Inc	1,000 00
03/14/2001	International Fund for Animal Welfare Inc	50 00
03/14/2001	International Rescue Committee Inc	1,250 00
03/14/2001	International Rett Syndrome Association I	500 00
03/14/2001	International School Of The Peninsula	2,850 00
03/14/2001	Inwood House	3,620 00
03/14/2001	Iranian Refugees Alliance Inc	760 00
03/14/2001	James Madison University Foundation	550 00
03/14/2001	Jane Lathrop Stanford Middle School PTA	800 00
03/14/2001	John Muir Elementary School	1,000 00
03/14/2001	Juvenile Diabetes Foundation	165 00
03/14/2001	Juvenile Diabetes Foundation Internatona	250 00
03/14/2001	Juvenile Diabetes Foundation Internatona	250 00
03/14/2001	Juvenile Diabetes Foundation Internatona	50 00
03/14/2001	Juvenile Diabetes Foundation Internatona	100 00
03/14/2001	Juvenile Diabetes Foundaton Internatona	250 00
03/14/2001	KALW Radio	100 00
03/14/2001	Karens Climb Foundation Inc	500 00
03/14/2001	Kids Dom Inc	1,000 00
03/14/2001	Kids Turn	100 00
03/14/2001	Kitayama Elementary School	250 00
03/14/2001	KQED, Inc	570 00
03/14/2001	KTEH TV Foundation	90 00
03/14/2001	Lafayette College	50 00
03/14/2001	Lake Ridge Academy	500 00
03/14/2001	Lance Armstrong Foundation Inc	700 00
03/14/2001	Lasalle College High School	400 00
03/14/2001	Lawrence University Of Wisconsin	250 00
03/14/2001	Leland High School	1,000 00
03/14/2001	Leukemia Society of Amerca Inc	100 00
03/14/2001	Livermore Valley Joint Unified School Dis	1,000 00
03/14/2001	Loma Prieta Jt Union School Distrct	250 00
03/14/2001	Long Beach Museum of Art Foundation	500 00
03/14/2001	Los Alamitos Elementary School	50 00
03/14/2001	Los Gatos Elementary Educational Foundatu	750 00
03/14/2001	Loyola College in Maryland, Inc	400 00
03/14/2001	Maine Public Broadcasting Corporation	300 00
03/14/2001	Majestic Way Elementary School	40 00
03/14/2001	Make a Wish Foundation of the Hudson Vall	1 000 00
03/14/2001	Manchester Outnght Inc	500 00
03/14/2001	Market Street Mission Inc	100 00

Cisco Systems Foundation

Matching Gifts

August 2000 through July 2001

Date	Name	Amount
03/14/2001	Martette Community Hospital	50 00
03/14/2001	Massachusetts Maritime Academy Foundation	100 00
03/14/2001	Mayfield Senior School	500 00
03/14/2001	Mayo Foundation of East Texas	400 00
03/14/2001	Mercer Island Eastside Orphans and Waifs	1 000 00
03/14/2001	Michigan State University	600 00
03/14/2001	Mid Peninsula Hospice Foundation	250 00
03/14/2001	Middle Tennessee State University Foundat	50 00
03/14/2001	Miller Middle School	65 00
03/14/2001	Montclair Educational Foundation	350 00
03/14/2001	Montesson School of Raleigh Inc	1,000 00
03/14/2001	Mountain View - Los Altos High School Fou	550 00
03/14/2001	Mountain View Schools Fund	375 00
03/14/2001	My Brother's Table	150 00
03/14/2001	National Multiple Sclerosis Society	70 00
03/14/2001	National Multiple Sclerosis Society	720 00
03/14/2001	National Transplant Assistance Fund	850 00
03/14/2001	National Resources Defense Council	535 00
03/14/2001	Nature Conservancy	500 00
03/14/2001	Nature Conservancy of Alabama	600 00
03/14/2001	Neil A. Armstrong School	150 00
03/14/2001	New Childrens Shelter Fund Inc	100 00
03/14/2001	New Hampshire Public Television	75 00
03/14/2001	New Hampshire Catholic Chantes Inc	300 00
03/14/2001	New Leaf Services for Our Community	1,000 00
03/14/2001	Northeastern University	300 00
03/14/2001	Northern California Greyhound Adoption Pr	500 00
03/14/2001	Northwest Children's Fund	750 00
03/14/2001	Northwestern University	550 00
03/14/2001	Norwell Education Foundation	50 00
03/14/2001	Old Dominion University	250 00
03/14/2001	One With One	1 000 00
03/14/2001	Oneonta State University	125 00
03/14/2001	Oprahs Angel Network	25 00
03/14/2001	Durham Coalition For Battered Women	100 00
03/14/2001	Orenda Elementary School	50 00
03/14/2001	Palo Verde Elementary PTA	200 00
03/14/2001	Park School of Baltimore Inc	100 00
03/14/2001	Parkinsons Institute	1,000 00
03/14/2001	Pataphysical Broadcasting Foundation, Inc	50 00
03/14/2001	People for Open Space Inc - Greenbelt Ali	550 00
03/14/2001	Pepperdine University	100 00
03/14/2001	Pet Friends and Rescue	1,000 00
03/14/2001	Pine Ridge Association	1,000 00
03/14/2001	Pius X Foundation	1,000 00
03/14/2001	Plan International USA, Inc - Child Reac	1,240 00
03/14/2001	Planning & Conservation League Foundation	500 00
03/14/2001	Polytechnic University	100 00
03/14/2001	Pomona College	500 00
03/14/2001	Population Communications International I	100 00
03/14/2001	Portal Elementary School	1,000 00

Cisco Systems Foundation

Matching Gifts

August 2000 through July 2001

Date	Name	Amount
03/14/2001	Protestant Episcopal Cathedral Foundation	25 00
03/14/2001	Providence Day School	150 00
03/14/2001	PTA California Congress of Parents Teache	200 00
03/14/2001	PTA California Congress of Parents Teache	309 60
03/14/2001	PTA California Congress of Parents Teache	450 00
03/14/2001	PTA California Congress of Parents Teache	25 00
03/14/2001	PTA California Congress of Parents Teache	250 00
03/14/2001	PTA California Congress of Parents Teache	500 00
03/14/2001	PTA California Congress of Parents Teache	500 00
03/14/2001	PTA California Congress of Parents Teache	100 00
03/14/2001	Puddy Tat Protectors Inc	150 00
03/14/2001	Reed Elementary School	25 00
03/14/2001	Regis College for Women	100 00
03/14/2001	Richmond Montesson School Inc	1,000 00
03/14/2001	Rochester Institute of Technology	300 00
03/14/2001	Roman Catholic Bishop of San Jose - Archb	1 000 00
03/14/2001	Roxbury Latin School	250 00
03/14/2001	Sacred Heart House of Denver	1 000 00
03/14/2001	Safe Haven Animal Sanctuary	100 00
03/14/2001	Saint Francis High School	800 00
03/14/2001	Salvation Army	1 000 00
03/14/2001	Samantan House	200 00
03/14/2001	San Francisco Foundation	300 00
03/14/2001	San Francisco Museum of Modern Art	65 00
03/14/2001	San Jose State University Foundation	1,150 00
03/14/2001	San Mateo County Community Colleges Found	150 00
03/14/2001	Sankara Eye Foundation USA	730 00
03/14/2001	Santa Barbara Symphony Orchestra Associat	500 00
03/14/2001	Santa Clara Valley Audubon Society	1 000 00
03/14/2001	Santa Cruz Montessori School	500 00
03/14/2001	Saratoga Education Foundation	1,900 00
03/14/2001	Scotts Valley Unified School District	150 00
03/14/2001	See Forever Foundation	1,000 00
03/14/2001	Selwyn Elementary School	200 00
03/14/2001	SETI Institute	100 00
03/14/2001	Snowflake Animal Rescue Foundation	450 00
03/14/2001	Society Protection New Hampshire Forests	295 00
03/14/2001	South Shore Natural Science Center Inc	50 00
03/14/2001	Southern Methodist University	150 00
03/14/2001	Southern New Hampshire HIV - AIDS Task Fo	250 00
03/14/2001	Southern Rockies Ecosystem Project	500 00
03/14/2001	St Chnstophers School Foundation Trust	125 00
03/14/2001	St Elizabeth's Medical Center of Boston	200 00
03/14/2001	St Johns College in Santa Fe	100 00
03/14/2001	St Andrews - Sewanee School	1 000 00
03/14/2001	St Ignatius College Preparatory	50 00
03/14/2001	St Paul's School	750 00
03/14/2001	Stevens Institute of Technology	400 00
03/14/2001	Sudbury Valley Trustees, Inc	60 00
03/14/2001	Sunnyvale Community Services	125 00
03/14/2001	Support Network for Battered Women	250 00

Cisco Systems Foundation
Matching Gifts
August 2000 through July 2001

Date	Name	Amount
03/14/2001	Supporters of Summit Inc	750 00
03/14/2001	Sustainable Economic and Educational Deve	671 00
03/14/2001	Sustainable Economic and Educational Deve	1,531 00
03/14/2001	Sustainable Economic and Educational Deve	1,106 00
03/14/2001	Sustainable Economic and Educational Deve	1 261 00
03/14/2001	Sustainable Economic and Educational Deve	1,055 00
03/14/2001	Sustainable Economic and Educational Deve	2 167 00
03/14/2001	Sustainable Economic and Educational Deve	205 00
03/14/2001	Swarthmore College	200 00
03/14/2001	Syracuse University	500 00
03/14/2001	Taft School	250 00
03/14/2001	Texas A&M University	140 00
03/14/2001	Texas Womans University Alumnae Associati	200 00
03/14/2001	Triangle Rails-To-Trails Conservancy	100 00
03/14/2001	Trinity Preparatory School of Florida Inc	1,000 00
03/14/2001	Trustees of Boston College	850 00
03/14/2001	UCLA Foundation	300 00
03/14/2001	Udavum Karagal of USA	1,285 00
03/14/2001	United Way of Champaign County Illinois I	250 00
03/14/2001	United Way of the National Capital Area	1,000 00
03/14/2001	United Way of Silicon Valley	250 00
03/14/2001	University of California - Davis	625 00
03/14/2001	University of Illinois Foundation	1,450 00
03/14/2001	University of Massachusetts	1,375 00
03/14/2001	University of Massachusetts/Lowell	300 00
03/14/2001	University Of North Carolina	460 00
03/14/2001	University of Oklahoma Foundation, Inc	100 00
03/14/2001	University of Pittsburgh	75 00
03/14/2001	University of Redlands	100 00
03/14/2001	University Of Rhode Island Foundation	1,250 00
03/14/2001	University of San Francisco	50 00
03/14/2001	University of Southwestern Louisiana	100 00
03/14/2001	University of Tennessee	300 00
03/14/2001	University Of Vermont And State Agncultu	100 00
03/14/2001	University School of Milwaukee	100 00
03/14/2001	US Catholic Conference - Academy of the V	300 00
03/14/2001	US Catholic Conference - Gonzaga College	250 00
03/14/2001	US Catholic Conference - Holy Family Cath	1,000 00
03/14/2001	US Catholic COnference - Mount Carmel Hig	200 00
03/14/2001	US Catholic Conference - Notre Dame High	500 00
03/14/2001	US Catholic Conference - Presentation Hig	800 00
03/14/2001	US Catholic Conference - St John Vianney	100 00
03/14/2001	US Catholic Conference - St Huberts Cathi	500 00
03/14/2001	U S Catholic Conference - St John Schoo	150 00
03/14/2001	US Catholic Conference - St Mary School	250 00
03/14/2001	U S Catholic Conference - Strake Jesuit	50 00
03/14/2001	US Catholic Conference - Villa Walsh Acad	1,000 00
03/14/2001	Valley Humane Society, Inc	75 00
03/14/2001	Vanessa Behan Crsis Nursery	350 00
03/14/2001	Vietnam Health Educational Literature Pro	725 00
03/14/2001	Vietnam Health Educational Literature Pro	2 007 00

Cisco Systems Foundation
Matching Gifts
August 2000 through July 2001

Date	Name	Amount
03/14/2001	Vietnam Health Educational Literature Pro	7,855 00
03/14/2001	Wake Technical Community Foundation	25 00
03/14/2001	Washington Open Parent Faculty Group	650 00
03/14/2001	Washington State University Foundation	35 00
03/14/2001	WGBH Educational Foundation	130 00
03/14/2001	Willamette University	200 00
03/14/2001	Wilmington Montesson School	50 00
03/14/2001	World Citizen Foundation Inc	1,000 00
03/14/2001	World Vision, Inc	596 00
03/14/2001	Zigen Fund Inc	200 00
04/19/2001	Akron-Canton Regional Foodbank	200 00
04/19/2001	Atlanta Community Food Bank Inc	2,000 00
04/19/2001	Bay & Valley Habitat for Humanity, Inc	39,000 00
04/19/2001	Capital Area Community Food Bank	5,760 00
04/19/2001	Capital Area Food Bank of Texas Inc	12,715 00
04/19/2001	CARE Foundation	2,443 66
04/19/2001	Central Virginia Foodbank	1,400 00
04/19/2001	Chnstan Children's Fund	9,884 33
04/19/2001	City Harvest Inc	2,450 00
04/19/2001	Cleveland Foodbank Inc	250 00
04/19/2001	Community Food Bank Of New Jersey, Inc	5,000 00
04/19/2001	Community Food Share Inc	25 00
04/19/2001	Community Supper Inc	100 00
04/19/2001	Cooperative for Assistance & Relief Every	2,000 00
04/19/2001	Contra Costa Food Bank	100 00
04/19/2001	Food Bank of Coastal Carolina	300 00
04/19/2001	Food Bank of Northern Nevada Inc	1,000 00
04/19/2001	Food Bank of the Rockies	50 00
04/19/2001	Food for Survival Inc	10,000 00
04/19/2001	Food Lifeline	500 00
04/19/2001	Food Project Inc	500 00
04/19/2001	FOOD Share Inc	500 00
04/19/2001	Foodbank of Santa Barbara County	200 00
04/19/2001	Freestore- Foodbank Inc	800 00
04/19/2001	Greater Boston Food Bank Inc	25 00
04/19/2001	Greater Chicago Food Depository	9,169 00
04/19/2001	Greater Pittsburgh Community Food Bank	1,000 00
04/19/2001	Harvest Hope Food Bank	3,674 17
04/19/2001	Harvesters- The Community Food Network	500 00
04/19/2001	Hidaya Foundation	5,195 00
04/19/2001	Hidaya Foundaton	2 815 00
04/19/2001	Hidaya Foundation	4,272 00
04/19/2001	Hidaya Foundation	1,666 00
04/19/2001	Hidaya Foundation	1,240 00
04/19/2001	Hosanna Homes	7,160 00
04/19/2001	Inter-Faith Food Shuttle	300 00
04/19/2001	Interfaith Food Pantry Inc	4,000 00
04/19/2001	Islamic Society of North Amenca Inc - In	41,615 00
04/19/2001	Island Harvest Ltd	1 150 00
04/19/2001	Kansas Food Bank Warehouse Inc	500 00
04/19/2001	Loaves & Fishes Family Kitchen	100 00

Cisco Systems Foundation

Matching Gifts

August 2000 through July 2001

Date	Name	Amount
04/19/2001	Make-A-Wish Foundation of America	1,380 00
04/19/2001	Make-A-Wish Foundation of America	500 00
04/19/2001	Mann Community Food Bank	500 00
04/19/2001	Martha's Kitchen - Catholic Chanties	350 00
04/19/2001	Maryland Food Bank Inc	1,000 00
04/19/2001	Meals on Wheels of Greater Richmond Inc	1,000 00
04/19/2001	Nashua Soup Kitchen and Shelter Incorpora	100 00
04/19/2001	New Horizons For New Hampshire, Inc	6,394 00
04/19/2001	North Texas Food Bank	10,500 00
04/19/2001	Ottawa Food Bank	16,947 63
04/19/2001	Oxfam America Inc	393 89
04/19/2001	Rahima International Foundation - Rahima	21,250 00
04/19/2001	Rahima International Foundation - Rahima	8,876 59
04/19/2001	Redwood Empire Food Bank	3,838 75
04/19/2001	Redwood Empire Food Bank	1,355 00
04/19/2001	Redwood Empire Food Bank	1,260 00
04/19/2001	Redwood Empire Food Bank	1 940 00
04/19/2001	Redwood Empire Food Bank	1 010 00
04/19/2001	Redwood Empire Food Bank	2,065 00
04/19/2001	Redwood Empire Food Bank	12 628 82
04/19/2001	Redwood Empire Food Bank	5 106 22
04/19/2001	San Francisco Food Bank	225 00
04/19/2001	Second Harvest Food Bank of Greater Minne	2,455 00
04/19/2001	Second Harvest Food Bank of Greater Minne	200 00
04/19/2001	Second Harvest Food Bank of Nashville Inc	500 00
04/19/2001	Second Harvest Food Bank Of Santa Clara A	6,325 49
04/19/2001	Second Harvest Food Bank Serving Santa Cr	2,190 00
04/19/2001	Second Harvest St Paul Food Bank	100 00
04/19/2001	St Mary's Food Bank	10,325 00
04/19/2001	United Way of the Midlands	3 292 17
04/19/2001	United Way of the Midlands	182 00
04/19/2001	US Catholic Conference - Sister John Man	500 00
04/19/2001	Women and Their Children's Housing	2 160 00
04/19/2001	Worcester County Food Bank Inc	100 00
04/27/2001	Food Bank Inc	115,236 00
04/27/2001	Food Gatherers	53 158 00
04/27/2001	Netaid	50 986 15
04/27/2001	Project Bread the Walk for Hunger	90 959 00
04/27/2001	Second Harvest Food Bank Of Santa Clara A	706 099 00
05/15/2001	East Side Union High School District - Sa	500 00
07/10/2001	Arm For Success Inc	200 00
07/10/2001	Ala Costa A Program For The Developmental	100 00
07/10/2001	Alley Cat Allies Incorporated	25 00
07/10/2001	Alliance of AIDS Services-Carolina	1,000 00
07/10/2001	Alton Civic Orchestra- Alton Symphony Orc	1,000 00
07/10/2001	Alumni Association Maritime College	160 00
07/10/2001	Alzheimers Disease and Related Disorders	250 00
07/10/2001	Alzheimer's Disease And Related Disorders	200 00
07/10/2001	AMC Cancer Research Center	520 00
07/10/2001	American Cancer Society	629 96
07/10/2001	American Cancer Society	1,190 00

Cisco Systems Foundation
Matching Gifts
August 2000 through July 2001

Date	Name	Amount
07/10/2001	American Cancer Society (San Francisco)	520 00
07/10/2001	American Cancer Society Inc	1,000 00
07/10/2001	American Cancer Society Inc	50 00
07/10/2001	American Cancer Society (San Francisco)	200 00
07/10/2001	American Cancer Society Inc	260 00
07/10/2001	American Cancer Society Inc	100 00
07/10/2001	American Cancer Society Inc	50 00
07/10/2001	American Cancer Society Inc	450 00
07/10/2001	American Cancer Society Inc	50 00
07/10/2001	American Conservatory Theatre	25 00
07/10/2001	American Diabetes Association Inc	150 00
07/10/2001	American Heart Association, Inc	325 00
07/10/2001	American Heart Association, Inc	35 00
07/10/2001	American Indian College Fund	100 00
07/10/2001	American Leprosy Missions Inc	200 00
07/10/2001	American Museum of Quilts and Textiles	500 00
07/10/2001	American Musical Theatre of San Jose	150 00
07/10/2001	American National Red Cross	520 00
07/10/2001	American National Red Cross of Central NJ	200 00
07/10/2001	American Red Cross	300 00
07/10/2001	American Red Cross (Palo Alto)	40 00
07/10/2001	American Red Cross (San Jose)	1,992 00
07/10/2001	American Red Cross (Washington D C)	3,679 96
07/10/2001	American Red Cross - Orange County Chapte	1,000 00
07/10/2001	American Refugee Committee	25 00
07/10/2001	Amnesty International, USA	625 00
07/10/2001	Ann Arbor Art Association	1,000 00
07/10/2001	Aphasia Center of CA	1,000 00
07/10/2001	Applewild School	100 00
07/10/2001	Arizona State University Foundation	500 00
07/10/2001	Arthritis Foundation, Inc	700 00
07/10/2001	Asha for Education	1,365 00
07/10/2001	Asian Art Museum Foundation of SF	60 00
07/10/2001	Assistance League of Diablo Valley	100 00
07/10/2001	Assistive Media	500 00
07/10/2001	Assistive Media	500 00
07/10/2001	Associated Parents Clubs of Piedmont	1,000 00
07/10/2001	Association for Couples in Marriage Ennc	100 00
07/10/2001	Association of Graduates of The United St	50 00
07/10/2001	Association of Graduates of the USAFA	250 00
07/10/2001	Assumption College	500 00
07/10/2001	Athenour Home & School Club	500 00
07/10/2001	Auburn University	150 00
07/10/2001	Avon High School	250 00
07/10/2001	Babson College	500 00
07/10/2001	Ball State Univ Foundation - Ball State	100 00
07/10/2001	Baps Care International	2,422 00
07/10/2001	Baps Care International	879 00
07/10/2001	Bay & Valley Habitat for Humanity, Inc	390 00
07/10/2001	Bay Area Model Mugging Inc	250 00
07/10/2001	Becoming Independent	500 00

Cisco Systems Foundation

Matching Gifts

August 2000 through July 2001

Date	Name	Amount
07/10/2001	Benevolence International Foudation	4,820 00
07/10/2001	Bennett Valley Education Foundation	500 00
07/10/2001	Best Robotics Inc	750 00
07/10/2001	Blanchard Memorial Parents Teachers and F	25 00
07/10/2001	Boston College High School	30 00
07/10/2001	Boulder Valley Re 2 School District- Escu	500 00
07/10/2001	Boxer Rescue Fund Inc Of Los Angeles	1,000 00
07/10/2001	Boys & Girls Club of the Peninsula	1,000 00
07/10/2001	Bradley University	250 00
07/10/2001	Bnarwood Elementary School	260 00
07/10/2001	Bndgeport Area Foundation	1,000 00
07/10/2001	Broome Community College Foundation Inc	50 00
07/10/2001	Buddhist Compassion Relief Tzu Chi Founda	4,200 00
07/10/2001	Buzz Aldrn Elementary School	1,000 00
07/10/2001	Cabrillo College Foundation	100 00
07/10/2001	Cabnni Connections	1 000 00
07/10/2001	Cal Poly Pomona Foundation Inc - Cal Stat	100 00
07/10/2001	California Kidney Cancer Foundation	100 00
07/10/2001	California Polytechnic State University F	700 00
07/10/2001	California State Hayward Educational Foun	150 00
07/10/2001	California State University of Chico	500 00
07/10/2001	Calvin College- Calvin College & Seminary	1,000 00
07/10/2001	Camp Unalayee Association	500 00
07/10/2001	Camphill Village USA Inc	1 000 00
07/10/2001	Cape Fear Area United Way Inc	600 00
07/10/2001	Capital Area YMCA	50 00
07/10/2001	CARE Foundation	260 00
07/10/2001	Carlisle Conservation Foudation Inc	100 00
07/10/2001	Carnegie Mellon University	900 00
07/10/2001	Carolina Adoption Services Inc	600 00
07/10/2001	Carter Center Inc	200 00
07/10/2001	Cary Academy	100 00
07/10/2001	Casa Di Mir Montesson Elementary School	1,000 00
07/10/2001	Castilleja School Foundation	1,000 00
07/10/2001	Catholic Charities of San Jose	400 00
07/10/2001	Cedar Lane Elementary School	1,000 00
07/10/2001	Center for Participatory Change Inc	110 00
07/10/2001	Centre College Of Kentucky	100 00
07/10/2001	Chamber Music International Inc	1 000 00
07/10/2001	Charles Davis Foundation	300 00
07/10/2001	Charlevoix County Community Foundation	1,000 00
07/10/2001	Chestnut Hill College	1,000 00
07/10/2001	Children's Museum of Indianapolis Incorpo	250 00
07/10/2001	Children's Shelter Association of Santa C	1,000 00
07/10/2001	Children's Wish Foundation International	1,000 00
07/10/2001	Childrens Fund Inc	250 00
07/10/2001	Childrens Medical Center Corporation - Ch	50 00
07/10/2001	Chinese Music Ensemble of New York Inc	500 00
07/10/2001	Chinese Music Ensemble of New York Inc	300 00
07/10/2001	Chinmaya Mission Chicago	232 00
07/10/2001	Chinmaya Mission San Jose	501 00

Cisco Systems Foundation

Matching Gifts

August 2000 through July 2001

Date	Name	Amount
07/10/2001	Chinmaya Mission San Jose	499 00
07/10/2001	Christa McAuliffe Parent Faculty Group	995 00
07/10/2001	Christian Children's Fund	513 00
07/10/2001	Cirrus Dance & Arts	1,000 00
07/10/2001	City Team Ministries	1,710 00
07/10/2001	Claremont Mckenna College	150 00
07/10/2001	Clarkson University - The Clarkson Univer	40 00
07/10/2001	Cohousing Network	100 00
07/10/2001	College of William and Mary	1,000 00
07/10/2001	College of the Seneca-Hobart & William Sm	300 00
07/10/2001	Communities in Schools, Inc	750 00
07/10/2001	Community Living Opportunities Inc	250 00
07/10/2001	Concord Community Music School	1,000 00
07/10/2001	Conductive Education of Dallas Inc	500 00
07/10/2001	Cooperative for Assistance & Relief Every	3,050 00
07/10/2001	Cornell University	1,238 78
07/10/2001	Cornerstone Schools of Washington DC Inc	750 00
07/10/2001	Corporation of Harverford College	500 00
07/10/2001	Covenant Presbyterian Church-Covenant Chr	625 00
07/10/2001	Cross-Cultural Solutions	1,000 00
07/10/2001	Cross-Lines Cooperative Council Inc	750 00
07/10/2001	Cry Child Relief & You Inc	313 00
07/10/2001	Crystal Choir	3,000 00
07/10/2001	Cystic Fibrosis Foundation Headquarters	750 00
07/10/2001	Dalhousie University Foundation Inc	500 00
07/10/2001	Dana-Farber, Inc	60 00
07/10/2001	Day School Foundation	250 00
07/10/2001	Dayton Foundation Depository	1 000 00
07/10/2001	Del Mar Schools Education Foundation	300 00
07/10/2001	Direct Relief International	100 00
07/10/2001	Disability Resources Inc	500 00
07/10/2001	Doctors Without Borders USA Inc	2,050 00
07/10/2001	Duke University	1,590 00
07/10/2001	Earth Share	1,400 00
07/10/2001	East Bay Crisis Pregnancy Center	100 00
07/10/2001	East Bay French-American School	100 00
07/10/2001	East Carolina University Foundation	300 00
07/10/2001	Eastern Maine Childrens Museum	300 00
07/10/2001	Eden Prairie Family Center	50 00
07/10/2001	Educational Foundation of Ornd	350 00
07/10/2001	Educational Information Corporation WCPE	205 00
07/10/2001	Environmental Federation of California	500 00
07/10/2001	Environmental Volunteers Inc	250 00
07/10/2001	Episcopal Academy	100 00
07/10/2001	Episcopal Church In The Diocese Of El Cam	1,500 00
07/10/2001	Families of Spinal Muscular Atrophy	100 00
07/10/2001	Fancy Dancers Inc	300 00
07/10/2001	Fana Education Enrichment Fund	150 00
07/10/2001	Farm Sanctuary Inc	275 00
07/10/2001	Feingold Association of the United States	52 00
07/10/2001	Focus Humanitarian Assistance USA	1,000 00

Cisco Systems Foundation
Matching Gifts
August 2000 through July 2001

<u>Date</u>	<u>Name</u>	<u>Amount</u>
07/10/2001	Food Bank Inc	600 00
07/10/2001	Food for the Poor	100 00
07/10/2001	Foothill-De Anza Community Colleges Found	200 00
07/10/2001	Foothill-De Anza Community Colleges Found	1,000 00
07/10/2001	For Manchester	100 00
07/10/2001	Foundation Fighting Blindness Inc - Nati	500 00
07/10/2001	Foundation for Autistic Childhood Educati	350 00
07/10/2001	Frameline Inc	1,000 00
07/10/2001	Fredencksburg Academy	1,000 00
07/10/2001	Fredonia College Foundation of State Univ	290 00
07/10/2001	Fremont Childrens Education Foundation	255 01
07/10/2001	Friends of Roxborough State Park	1,000 00
07/10/2001	Friends of the American School in Japan I	150 00
07/10/2001	Friends of the Animal Shelter and Guardia	375 00
07/10/2001	Friends of the Durham Youth Orchestra Inc	300 00
07/10/2001	Friends of the Norfolk Public Library Inc	100 00
07/10/2001	Friends of Tibetan Womens Association	1,000 00
07/10/2001	Front Range Center for Assault Prevention	50 00
07/10/2001	Furry Friends Rescue	310 00
07/10/2001	Furry Friends Rescue	690 00
07/10/2001	Gamble Garden Center	500 00
07/10/2001	Garden Gate School	788 00
07/10/2001	Gateway High School	400 00
07/10/2001	General Conference of Seventh Day Advent	500 00
07/10/2001	General Conference of Seventh Day Advent	500 00
07/10/2001	Georgia State University	50 00
07/10/2001	Georgia Tech Foundation, Inc	350 00
07/10/2001	Gerson Institute	250 00
07/10/2001	Girl Scouts of Westchester & Putnam Inc	168 00
07/10/2001	Girls Incorporated of Worcester	500 00
07/10/2001	Good Counsel Inc	250 00
07/10/2001	Gordon College	1,000 00
07/10/2001	Grand Valley State University	120 00
07/10/2001	Greater Boston Chinese Cultural Associati	3,000 00
07/10/2001	Green Pastures, Inc	500 00
07/10/2001	Greenbnar Academy Inc	100 00
07/10/2001	Greensboro Children's Museum	50 00
07/10/2001	Greensboro Urban Ministry	1,000 00
07/10/2001	Greenway High School	500 00
07/10/2001	Habitat for Humanity - (GA)	4,350 00
07/10/2001	Habitat for Humanity-East Bay	50 00
07/10/2001	Habitat for Humanity International Inc-Ha	1,000 00
07/10/2001	Habitat for Humanity International Inc-H	500 00
07/10/2001	Habitat for Humanity International Inc-Or	1,000 00
07/10/2001	Habitat for Humanity of Metro Denver Inc	100 00
07/10/2001	Habitat for Humanity of Metro Denver Inc	300 00
07/10/2001	Hartan Elementary School	50 00
07/10/2001	Hartwick College	150 00
07/10/2001	Harvard University	200 00
07/10/2001	Harvard - Westlake School	400 00
07/10/2001	Health Initiatives for Youth Inc	950 00

Cisco Systems Foundation

Matching Gifts

August 2000 through July 2001

Date	Name	Amount
07/10/2001	Heifer Project International, Inc	740 00
07/10/2001	Helping after Neonatal Death	500 00
07/10/2001	High Country Basset Hound Rescue & Adopti	150 00
07/10/2001	Hillbrook School	1,000 00
07/10/2001	Hillsborough School Foundation	800 00
07/10/2001	Holy Land Foundation for Relief and Devel	2,556 00
07/10/2001	Homeless And Disabled Veterens Cor	108 00
07/10/2001	Homestead High School Music Boosters	1,000 00
07/10/2001	Honor Amenca Incorporation	150 00
07/10/2001	Hospice of Northern Virginia Inc	100 00
07/10/2001	House of Hope Inc	100 00
07/10/2001	Humane Society for Greater Nashua Corpora	500 00
07/10/2001	Humane Society of Austin & Travis County	100 00
07/10/2001	Humane Society of Santa Clara Valley	625 00
07/10/2001	Humane Society of the United States	1,000 00
07/10/2001	India Development and Relief Fund, Inc	1,150 00
07/10/2001	India Development/Relief Fund	600 00
07/10/2001	India Literacy Project	1,150 00
07/10/2001	India Network Foundation Inc	450 00
07/10/2001	Indo-American Community Service Center	500 00
07/10/2001	Inn Vision of Santa Clara Valley	1,000 00
07/10/2001	Inter-Faith Council for Social Service	1,000 00
07/10/2001	International College-Beirut Lebanon	100 00
07/10/2001	International FOP Association Inc	250 00
07/10/2001	International Myeloma Foundation	100 00
07/10/2001	International School Of Brussels Foundati	300 00
07/10/2001	Inwood House	2 175 00
07/10/2001	Iowa State University Foundation	50 00
07/10/2001	Iowa Wesleyan College	40 00
07/10/2001	Irvine Public Schools Foundation	100 00
07/10/2001	Jacksonville University	100 00
07/10/2001	James Madison University Foundation	1,100 00
07/10/2001	Jane Lathrop Stanford Middle School PTA	100 00
07/10/2001	Jesuit Volunteer Corps Southwest	250 00
07/10/2001	John Carroll University Inc	30 00
07/10/2001	Johns Hopkins University	200 00
07/10/2001	Joseph House Inc	500 00
07/10/2001	Juvenile Diabetes Foundation Internationa	250 00
07/10/2001	Kansas State University Foundation	1,600 00
07/10/2001	Kansas University Endowment Association	1,700 00
07/10/2001	Kent Place School	1,000 00
07/10/2001	Kenyon College	300 00
07/10/2001	Kids Konected	1,000 00
07/10/2001	Korean Community Services of Metropolitan	130 00
07/10/2001	KQED, Inc	450 00
07/10/2001	KTEH TV Foundation	616 00
07/10/2001	L'Arche Tahoma Hope Community	800 00
07/10/2001	Lake Country Schoold Montesson Learning	1 000 00
07/10/2001	Lamb Foundation of North Carolina Inc	1,000 00
07/10/2001	Lance Armstrong Foundation Inc	1,000 00
07/10/2001	Landmark Baptist Temple Inc - Landmark C	1,000 00

Cisco Systems Foundation
Matching Gifts
August 2000 through July 2001

Date	Name	Amount
07/10/2001	Langley School Inc	500 00
07/10/2001	Las Lomitas Foundation for Educational Ex	150 00
07/10/2001	Lawrence University Of Wisconsin	75 00
07/10/2001	Le Moyne College	750 00
07/10/2001	Leland High School	500 00
07/10/2001	Lenoir Rhyne College	75 00
07/10/2001	Leukemia & Lymphoma Society	524 00
07/10/2001	Leukemia & Lymphoma Society	150 00
07/10/2001	Leukemia & Lymphoma Society - Leukemia So	50 00
07/10/2001	Leukemia & Lymphoma Society - Leukemia So	970 00
07/10/2001	Leukemia & Lymphoma Society - The Leukemi	1,000 00
07/10/2001	Leukemia Society of America	200 00
07/10/2001	Leukemia Society of America	50 00
07/10/2001	Leukemia Society of America Inc	350 00
07/10/2001	Leukemia Society of America Inc	250 00
07/10/2001	Lighthouse for the Blind of Palms Beaches	450 00
07/10/2001	Literacy Volunteers of America - Montachu	825 00
07/10/2001	Lone Star Behavioral Health Services Inc	1,000 00
07/10/2001	Loomis institute	200 00
07/10/2001	Los Alamitos Elementary School	315 00
07/10/2001	Los Altos Education Foundation	500 00
07/10/2001	Los Angeles Gay & Lesbian Community Servi	300 00
07/10/2001	Los Angeles ORT Technical Institute	225 00
07/10/2001	Los Gatos Elementary Educational Foundati	100 00
07/10/2001	Loudoun County Humane Society	100 00
07/10/2001	Loyola College in Maryland, Inc	50 00
07/10/2001	Major Edwards Elementary School	300 00
07/10/2001	Make a Wish Foundation of America - Make-	2,175 00
07/10/2001	Make a Wish Foundation of the Mid-Atlanti	260 00
07/10/2001	Manhattan College	50 00
07/10/2001	March Of Dimes Birth Defects National Fou	50 00
07/10/2001	Manne Mammal Center	50 00
07/10/2001	Marshall University Foundation Incorporat	25 00
07/10/2001	Massachusetts College of Liberal Arts Fou	50 00
07/10/2001	Massachusetts Insitute of Technology	730 00
07/10/2001	Massachusetts Special Olympics Associati	100 00
07/10/2001	McLean Hospital Corporation	650 00
07/10/2001	Media Alliance	50 00
07/10/2001	Memorial Sloan-Kettering Cancer Center	350 00
07/10/2001	Menlo School	2,000 00
07/10/2001	Mercy Health Corporation Payroll Departme	500 00
07/10/2001	Mercy International USA Inc	125 00
07/10/2001	Merrimack Repertory Theatre	250 00
07/10/2001	Merrimack Valley YMCA Inc	25 00
07/10/2001	Metropolitan Community Church San Francis	100 00
07/10/2001	Michigan Tech Fund	450 00
07/10/2001	Mid-Ohio Foodbank	50 00
07/10/2001	Middlesex School	300 00
07/10/2001	Miller Middle School	200 00
07/10/2001	Miller Middle School	300 00
07/10/2001	Mockingbird Public Theatre	250 00

Cisco Systems Foundation

Matching Gifts

August 2000 through July 2001

<u>Date</u>	<u>Name</u>	<u>Amount</u>
07/10/2001	Mockingbird Public Theatre	500 00
07/10/2001	Montclair State University Alumni Associa	500 00
07/10/2001	Montera Junior High Parent Faculty Studen	500 00
07/10/2001	Monteray Bay Aquanum	256 00
07/10/2001	Montessori Village School	585 00
07/10/2001	Montessori Village School	300 00
07/10/2001	Mount Holyoke College	125 00
07/10/2001	Mount Mercy College	25 00
07/10/2001	Moving Image Inc	85 00
07/10/2001	Museum of Fine Arts	135 00
07/10/2001	National Alliance for Research on Schizop	1,000 00
07/10/2001	National Aphasia Association Inc	550 00
07/10/2001	National Assistance League	250 00
07/10/2001	National Breast Cancer Coalition Fund	450 00
07/10/2001	National Down Syndrome Society	100 00
07/10/2001	National Easter Seal Society Inc	250 00
07/10/2001	National Kidney Foundation of Northern Ca	800 00
07/10/2001	National Multiple Sclerosis Society	50 00
07/10/2001	National Multiple Sclerosis Society	150 00
07/10/2001	National Multiple Sclerosis Society	50 00
07/10/2001	National Multiple Sclerosis Society	305 00
07/10/2001	National Multiple Sclerosis Society Orang	200 00
07/10/2001	National Parks & Conservation Assn	60 00
07/10/2001	Natural Resources Defense Council, Inc	225 00
07/10/2001	Nature Conservancy	300 00
07/10/2001	Nature Conservancy Inc	1,760 00
07/10/2001	Naval Academy Endowment Trust Inc	250 00
07/10/2001	Net Aid Inc - NetAid Foundation	1,050 00
07/10/2001	New England Home for Little Wanderers	300 00
07/10/2001	Newton Symphony Orchestra Inc	975 00
07/10/2001	Nogales Womans Club	250 00
07/10/2001	North and South Rivers Watershed Associat	50 00
07/10/2001	North Carolina Museum of Art Foundation	30 00
07/10/2001	North Carolina State University	2,300 00
07/10/2001	North Carolina Zoological Society Inc	448 92
07/10/2001	North Shore Community Arts Foundation Inc	50 00
07/10/2001	North Texas Food Bank	520 00
07/10/2001	North Texas Broadcasting Inc	285 00
07/10/2001	Northeast Animal Shelter Inc	53 00
07/10/2001	Northeastern University	350 00
07/10/2001	Northern Lights School	1,000 00
07/10/2001	Northwest Organization for Voluntary Alte	500 00
07/10/2001	Northwest Yearly Meeting of Friends Churc	50 00
07/10/2001	Northwestern University	250 00
07/10/2001	Norwich University	1 000 00
07/10/2001	Oakland Society for the Prevention of Cru	390 00
07/10/2001	Oakland University Foundation	1,000 00
07/10/2001	Oberlin College	250 00
07/10/2001	Ohio State University Central Office	1 500 00
07/10/2001	Ohio University Foundation	125 00
07/10/2001	Oklahoma State University Foundation	100 00

Cisco Systems Foundation

Matching Gifts

August 2000 through July 2001

Date	Name	Amount
07/10/2001	Olivet Nazarene University	50 00
07/10/2001	On Lok, Inc	1,000 00
07/10/2001	Opera San Jose, Inc	102 00
07/10/2001	Operation Rainbow Inc	1,000 00
07/10/2001	Operations Crossroads Africa II Inc	250 00
07/10/2001	Ophthalmic Mission Trust Inc	1,000 00
07/10/2001	Pace University	50 00
07/10/2001	Pacific Crest Outward Bound School	500 00
07/10/2001	Pajaro Valley Arts Council	100 00
07/10/2001	Palo Alto Unified School District	1,000 00
07/10/2001	Partners International	175 00
07/10/2001	Pennsylvania State University	55 00
07/10/2001	People for Ethical Treatment of Animals (740 00
07/10/2001	Pet Assisted Therapy Services	1,300 00
07/10/2001	Pets In Need - Pets in Need Inc	280 00
07/10/2001	Planned Parenthood Federation of America	125 00
07/10/2001	Planned Parenthood Mar Moule, Inc	250 00
07/10/2001	Planned Parenthood of the Rocky Mountains	500 00
07/10/2001	Plattsburgh College Foundation	121 00
07/10/2001	Pomona College	175 00
07/10/2001	Portal Elementary School	500 00
07/10/2001	Portal Elementary School	500 00
07/10/2001	Portal School Community Organization	1 300 00
07/10/2001	Positive Resource Center	50 00
07/10/2001	President & Trustees of Colby College	250 00
07/10/2001	Project Cuddle	250 00
07/10/2001	Project Hope - The People to People Healt	200 00
07/10/2001	Project Open Hand	260 00
07/10/2001	Providence College	30 00
07/10/2001	PTA California Congress of Parents Teache	750 00
07/10/2001	PTA California Congress of Parents Teache	200 00
07/10/2001	PTA California Congress of Parents Teache	50 00
07/10/2001	PTA California Congress of Parents Teache	1,000 00
07/10/2001	PTA California Congress of Parents Teache	150 00
07/10/2001	PTA California Congress of Parents Teache	300 00
07/10/2001	PTA California Congress of Parents Teache	250 00
07/10/2001	PTA California Congress of Parents Teache	100 00
07/10/2001	PTA California Congress of Parents Teache	1 025 00
07/10/2001	PTA California Congress of Parents Teache	200 00
07/10/2001	PTA California Congress of Parents Teache	200 00
07/10/2001	PTA California Congress of Parents Teache	1,000 00
07/10/2001	PTA California Congress of Parents Teache	250 00
07/10/2001	PTA California Congress of Parents Teache	300 00
07/10/2001	PTA North Carolina Congress - Green Hope	100 00
07/10/2001	PTA North Carolina Congress - McAlpine El	35 00
07/10/2001	PTA North Carolina Congress - Mornsville	250 00
07/10/2001	PTA North Carolina Congress - Washington	100 00
07/10/2001	Punahou School	250 00
07/10/2001	Purdue Foundation Inc	1,800 00
07/10/2001	Rahima International Foundation - Rahima	500 00
07/10/2001	Rails to Trails Conservancy	100 00

Cisco Systems Foundation

Matching Gifts

August 2000 through July 2001

Date	Name	Amount
07/10/2001	Rainier Chamber Winds Inc	100 00
07/10/2001	Raleigh School Inc	1,000 00
07/10/2001	Ramapo-Bergen Animal Refuge Inc	100 00
07/10/2001	Read Foundation	500 00
07/10/2001	Read Foundation	500 00
07/10/2001	Red Lion Wildlife Refuge, Inc	70 00
07/10/2001	Rensselaer Polytechnic Institute	300 00
07/10/2001	Rocky Mountain Institute	500 00
07/10/2001	Ronald Mcdonald House of Durham Inc	1,000 00
07/10/2001	Rosemary Childrens Services	500 00
07/10/2001	Rosemary Childrens Services	500 00
07/10/2001	Rosies Place Inc	100 00
07/10/2001	Rutgers University Foundation	100 00
07/10/2001	Sacred Heart Community Service	220 00
07/10/2001	Saint Francis House Inc	400 00
07/10/2001	Saint Joseph of Cupertino School	500 00
07/10/2001	Salvation Army & Its Components - The Sal	50 00
07/10/2001	Salvation Army & Its Components - The Sal	400 00
07/10/2001	San Francisco Museum of Modern Art	50 00
07/10/2001	San Francisco Opera Association	1 000 00
07/10/2001	San Francisco SPCA	50 00
07/10/2001	San Francisco Suicide Prevention Inc	1,000 00
07/10/2001	San Jose Chamber Orchestra	500 00
07/10/2001	San Jose Chamber Orchestra	500 00
07/10/2001	San Jose Cleveland Ballet	500 00
07/10/2001	San Jose Symphony	281 00
07/10/2001	San Mateo Country Community Colleges Foun	100 00
07/10/2001	San Mateo County Crsis Pregnancy Center	650 00
07/10/2001	Sankara Eye Foundation USA	375 00
07/10/2001	Santa Barbara Symphony Orchestra Associat	50 00
07/10/2001	Santa Clara University	425 00
07/10/2001	Santa Clara Valley Performing Arts Associ	600 00
07/10/2001	Santa Cruz Barnos Unidos, Inc	200 00
07/10/2001	Santa Cruz County Animal Welfare Associa	200 00
07/10/2001	Santa Cruz Montesson School	300 00
07/10/2001	Saratoga Education Foundation	2,500 00
07/10/2001	Save The Children Federaton Inc	850 00
07/10/2001	School in Rose Valley	500 00
07/10/2001	Scotts Valley Unified School Distrct	150 00
07/10/2001	Second Harvest Food Bank Of Santa Clara A	4,423 00
07/10/2001	Self Help for the Hard of Hearing People	250 00
07/10/2001	Sempervirens Fund	1 000 00
07/10/2001	Services for Brain Injury	750 00
07/10/2001	SETI Institute	45 00
07/10/2001	Seton Hall University	150 00
07/10/2001	Shared Human Assistance Resources Inc DBA	1 000 00
07/10/2001	Shanng And Carrng Hands Inc	1,000 00
07/10/2001	Shattuck School	389 96
07/10/2001	Shelter Association of Washtenaw	1,000 00
07/10/2001	Sierra Club Foundation	100 00
07/10/2001	Simonds Elementary	150 00

Cisco Systems Foundation
Matching Gifts
August 2000 through July 2001

<u>Date</u>	<u>Name</u>	<u>Amount</u>
07/10/2001	Smith Family	3,350 95
07/10/2001	Sonoma County Family YMCA	1,000 00
07/10/2001	South Bay Historical Railroad Society Inc	1,000 00
07/10/2001	South Kent School Corp	100 00
07/10/2001	Southwestern Conservative Baptist Bible C	1,000 00
07/10/2001	Special Olympics of Northern California I	483 00
07/10/2001	Springer Elementary School	500 00
07/10/2001	St Joseph Hospital	500 00
07/10/2001	St Jude Children's Research Hospital	450 00
07/10/2001	St Luke Community Clinic Inc	260 00
07/10/2001	St Marks School of Southborough Inc - Sai	100 00
07/10/2001	St Andrew's - Sewanee School	500 00
07/10/2001	St Ignatius College Preparatory	1,000 00
07/10/2001	St Mary's College of California	100 00
07/10/2001	Stanbridge Academy	1,325 00
07/10/2001	Stanford Jazz Workshop	50 00
07/10/2001	Stanford University Board of Trustees of	3,562 00
07/10/2001	Stanford University Board of Trustees of	500 00
07/10/2001	State of New Hampshire - Plymouth State C	100 00
07/10/2001	State University College at Oswego Founda	100 00
07/10/2001	Stout University Foundation Inc	200 00
07/10/2001	Student Action with Farmworkers	110 00
07/10/2001	Sunnyvale Community Services	500 00
07/10/2001	Support Network for Battered Women	260 00
07/10/2001	Susan G Komen Breast Cancer Foundation In	230 00
07/10/2001	Sustainable Economic and Educational Deve	80 00
07/10/2001	Sweatshop Watch	200 00
07/10/2001	TASK - Trenton Area Soup Kitchen	300 00
07/10/2001	Texas A&M Foudation	125 00
07/10/2001	Texas A&M University	215 00
07/10/2001	Thomhill Parent-Faculty Club	500 00
07/10/2001	Thomton Elementary School	200 00
07/10/2001	Three Cedars School Association	970 00
07/10/2001	Transylvania University	100 00
07/10/2001	Treehouse Fund	1,654 00
07/10/2001	Treehouse Fund	1,398 44
07/10/2001	Treehouse Fund	2,212 95
07/10/2001	Treehouse Fund	1,167 16
07/10/2001	Trn Cities Childrens Center	260 00
07/10/2001	Trn-City Homeless Coaliton	500 00
07/10/2001	Trangle Land Conservancy	100 00
07/10/2001	Tnnity College	100 00
07/10/2001	Trustees of Boston College	100 00
07/10/2001	Trustees of Boston University	1,225 00
07/10/2001	Trustees of Grnnell College	1,000 00
07/10/2001	Trustees of Pnnceon University	135 00
07/10/2001	Trustees of Tufts College	50 00
07/10/2001	Trustees of Union College	50 00
07/10/2001	Twin Cities Public Television Inc	40 00
07/10/2001	UCI Foundation - The UCI Foundation	125 00
07/10/2001	UCLA Foundation - University of Californi	750 00

Cisco Systems Foundation
Matching Gifts
August 2000 through July 2001

Date	Name	Amount
07/10/2001	Ucsb Foundation-University of California,	500 00
07/10/2001	Udavum Karangal of USA	120 00
07/10/2001	UMASS Memonal Foundation Inc	100 00
07/10/2001	United Arts Council of Raleigh and Wake C	100 00
07/10/2001	United Church of Chnst - Our Daily Bread	1 000 00
07/10/2001	United States Committee for Unicef - U S	2 385 00
07/10/2001	Unitd States Naval Academy Alumni Associa	260 00
07/10/2001	United Way Of Massachusetts Bay Inc	1,260 00
07/10/2001	United Way of the Bay Area	520 00
07/10/2001	United Way of the Midlands	129 93
07/10/2001	United Way Silicon Valley	2 000 00
07/10/2001	Unity School Endowment Fund Inc	300 00
07/10/2001	University of Anzona Foundation	150 00
07/10/2001	University of California Berkely Foundatu	1 375 00
07/10/2001	University of California - Davis	1,000 00
07/10/2001	University of Cincinnatti Foundation	1,930 00
07/10/2001	University of Colorado Foundation	375 00
07/10/2001	University of Connecticut Foundation	500 00
07/10/2001	University of Delaware	50 00
07/10/2001	University of Detroit Jesuit High School	250 00
07/10/2001	University of Illinois Foundation	1 100 00
07/10/2001	University of Iowa Foundation	50 00
07/10/2001	University of Kentucky	400 00
07/10/2001	University of Maryland College Park Found	490 00
07/10/2001	University of Massachusetts	175 00
07/10/2001	University of Massachusetts/Lowell	150 00
07/10/2001	University of North Carolina at Chapel Hi	1,810 00
07/10/2001	University of North Carolina Center for P	450 00
07/10/2001	University of Northern Colorado Foundatio	100 00
07/10/2001	university of Norte Dame	1 050 00
07/10/2001	University of Oklahoma Foundation, Inc	50 00
07/10/2001	University of Pittsburgh	25 00
07/10/2001	University of San Francisco	250 00
07/10/2001	University of Science & Technology of Chi	500 00
07/10/2001	University of Southerm California	250 00
07/10/2001	University of Tennessee	1,250 00
07/10/2001	University of Texas at Austin	900 00
07/10/2001	University of Texas System - M D Anderso	1,000 00
07/10/2001	University of the Pacific Finance Center	250 00
07/10/2001	University Of Vermont And State Agncultu	350 00
07/10/2001	University of Virginia Alumni Association	150 00
07/10/2001	University of Washington - Foundation	200 00
07/10/2001	University of Waterloo	100 00
07/10/2001	University of Wisconsin - Eau Claire Foun	25 00
07/10/2001	University System Of New Hampshire - Keen	1,100 00
07/10/2001	Urban Revival Inc	750 00
07/10/2001	US Catholic Conference - Holy Family Cath	950 00
07/10/2001	US Catholic Conference - Devon Preparator	1,000 00
07/10/2001	US Catholic Conference - Annunciation Cat	1,000 00
07/10/2001	US Catholic Conference - Bishop DuBourg H	100 00
07/10/2001	US Catholic Conference - Cathedral High S	500 00

Cisco Systems Foundation

Matching Gifts

August 2000 through July 2001

<u>Date</u>	<u>Name</u>	<u>Amount</u>
07/10/2001	US Catholic Conference - Catholic Chant	300 00
07/10/2001	US Catholic Conference - Catholic Relief	433 00
07/10/2001	US Catholic Conference - Incarnate Word A	300 00
07/10/2001	US Catholic Conference - Jesuit College P	500 00
07/10/2001	US Catholic Conference - Matignon High Sc	50 00
07/10/2001	US Catholic Conference - Northwest Cathol	150 00
07/10/2001	US Catholic Conference - Our Lady of Ange	500 00
07/10/2001	US Catholic Conference - Saint Elizabeth	500 00
07/10/2001	US Catholic Conference - Saint John's Hig	100 00
07/10/2001	US Catholic Conference - St Vincent De Pa	500 00
07/10/2001	US Catholic COnference - St Isadore Schoo	700 00
07/10/2001	US Catholic Conference - St John's School	1,000 00
07/10/2001	US Catholic Conference - St Joseph School	1,000 00
07/10/2001	US Catholic Conference - St Joseph's Fam	250 00
07/10/2001	US Catholic Conference - St Paul Catholi	1,000 00
07/10/2001	US Catholic Conference - The Francisco Sc	1,500 00
07/10/2001	USA Defenders of Greyhounds Inc	200 00
07/10/2001	V Foundation	100 00
07/10/2001	Valley Churches United Missions	250 00
07/10/2001	Valley Forge Military Academy Foundation	50 00
07/10/2001	Vanguard University of South California	50 00
07/10/2001	Vietnam Health Education & Literature Pro	1,000 00
07/10/2001	View Ridge Elementary School	100 00
07/10/2001	Villa Montalvo Association	700 00
07/10/2001	Virginia Student Aid Foundation	900 00
07/10/2001	Virginia Tech Foundation, Inc	900 00
07/10/2001	Wake County Public Schools - Washington E	120 00
07/10/2001	Washington County Historical Society	50 00
07/10/2001	Washington Open Elementary School	1 000 00
07/10/2001	Washington State University Foundation	250 00
07/10/2001	Washtenaw-Potawatomi Land Trust	1,000 00
07/10/2001	Way Home Inc	100 00
07/10/2001	Weber State University	300 00
07/10/2001	West Valley-Mission Advancement Foundatio	1 000 00
07/10/2001	Westmont College	100 00
07/10/2001	Westside Coop Preschool	250 00
07/10/2001	Westside School	150 00
07/10/2001	Westside School	750 00
07/10/2001	Westwind Riding Institute	500 00
07/10/2001	WGBH Educational Foundation	805 00
07/10/2001	Wildlife Center of Silicon Valley	250 00
07/10/2001	William Hopkins Parent-Faculty Associatio	150 00
07/10/2001	William Marsh Rice University	500 00
07/10/2001	Wisconsin Evangelical Lutheran Synod - Ap	500 00
07/10/2001	Wolf Haven International	50 00
07/10/2001	Wolf Trap Foundation for the Performing A	560 00
07/10/2001	Women's Cancer Resource Center	50 00
07/10/2001	Women's Center of Monmouth County Inc	50 00
07/10/2001	World Vision, Inc	2,200 00
07/10/2001	World Wildlife Fund	25 00
07/10/2001	Yellow Rose Foundation	250 00

Cisco Systems Foundation
Matching Gifts
August 2000 through July 2001

<u>Date</u>	<u>Name</u>	<u>Amount</u>
07/10/2001	YMCA of Metropolitan Dallas - Coppell Fam	500 00
07/10/2001	YMCA of Santa Clara Valley, Southwest Bra	250 00
07/10/2001	You Can Run But You Cannot Hide	100 00
07/10/2001	Young Mens Chrstian Association of Boise	100 00
07/10/2001	Young Mens Christian Association Santa Cl	100 00
07/10/2001	Young Mens Christian Association Santa Cl	175 00
07/10/2001	Young Mens Chrstian Association Santa Cl	1,000 00
07/10/2001	Youth Ennchment Service Inc	1,000 00
07/10/2001	Youville Lifecare Inc	1,000 00
07/27/2001	United Way of Canada	20,904 90
	Total Matching Gifts	<u>2,494,266 07</u>

Cisco Systems Foundation
 Grants Paid
 FYE 7/31/01

Date	Name	Amount
------	------	--------

Regional Empowerment Grant Program

Cisco Foundation invests funding, technology and volunteer resources to develop strategic partnerships which address social issues in regions, worldwide where Cisco has a business and community presence. Partnerships involve the collaboration of Cisco employees, not-for-profit organization and "eco-system" partners that will impact the community-at-large. A list of these regional empowerment grants includes the following:

No East New England, NY, NJ, CT

03/06/2001	Junior Achievement	7,500 00
03/06/2001	Arts In Progress Inc	5,000 00
03/06/2001	Inquilinos Boricuas En Accion (IBA)	10,000 00
03/06/2001	City Year National	10,000 00
03/06/2001	Recording for The Blind & Dyslexic	10,000 00
03/06/2001	Habitat For Humanity International	10,000 00
03/06/2001	One With One	7,500 00
03/06/2001	Boston Medical Center	5,000 00
03/06/2001	Family Health Production Inc	5,000 00
03/06/2001	Suitability Inc	10,000 00
03/06/2001	Youth Tech Entrepreneurs Inc	2,500 00
03/06/2001	United Teen Equity Center	7,500 00
06/28/2001	American Computer Foundation	10,000 00
		<u>100,000 00</u>

So East & Mid Atlantic

03/06/2001	Wayne County Educational Partnership	10,000 00
03/06/2001	Action for Youth	5,000 00
03/06/2001	Caring Place Inc	10,000 00
03/06/2001	Computer Training Partnership	10,000 00
03/06/2001	Good Work	5,000 00
03/06/2001	Salvation Army	10,000 00
03/06/2001	United Community Ministries	15,000 00
03/06/2001	Little River Family Resource Center	5,000 00
03/06/2001	Wake Education Partnership	10,000 00
03/06/2001	Durham Communities in Schools Inc	2,500 00
03/06/2001	Junior Achievement	7,500 00
03/06/2001	Sisterhood Agenda Inc	5,000 00
03/06/2001	PlayMakers Repertory Company	5,000 00
		<u>100,000 00</u>

New York City

03/06/2001	American Place Theater Inc	2,500 00
03/06/2001	Brooklyn College Foundation Inc	7,500 00

Date	Name	Amount
03/06/2001	City Harvest Inc	2,500 00
03/06/2001	I Mentor	5,000 00
03/06/2001	Inwood House	2,500 00
03/06/2001	Jumpstart - Jumpstart for Young Children	5,000 00
03/06/2001	New York Cares Inc NYC Partnership	5,000 00
03/06/2001	Susan G Komen Breast Cancer Foundation Inn	2,500 00
03/06/2001	Technology and Learning Center at the Arm	5,000 00
03/06/2001	Urban Homesteading Assistance Board Inc	5,000 00
03/06/2001	Young Women's Housing & Economic Development	7,500 00
07/01/2001	Research Foundation City University New York	7,500 00
		57,500 00

As part of the Regional Empowerment Grant Program, Cisco Foundation focuses special attention on organizations located within 50 miles of the Cisco Systems Inc corporate headquarters. A list of the San Jose grants includes the following:

San Jose Grants

08/18/2000	<p>Project Hired</p> <p>Development of Applicant/Job Database</p> <p>Project HIRED has a mission to assist persons with disabilities gain competitive employment and advance their career objectives. They develop and maintain a range of services to the community which includes outreach, employment training, job placement, education of employers and advocacy. In this past year, they have placed over 475 individuals with disabilities in both regular full-time and temporary job opportunities. Impact: Approximately 600 individuals. Use of Funds: To create a database which would efficiently help applicants search Project HIRED's database of job postings. This database will be linked to their website.</p>	925 00
02/01/2001	<p>Carver Scholars</p> <p>General Support</p>	10,000 00
03/06/2001	<p>Career Education Center</p> <p>Training Program for 40+ Job Seekers</p> <p>The Over 40 program will include eight weeks (25 hours per week) of computer training, job preparation and job placement assistance. Students will be trained using the MS Office package, email, internet and business English. It is expected that 80% of the 15 trainees participating in the program will be marketable at the end of eight weeks so that they can be placed in suitable employment. Impact: 15 "Over 40 Workers" potential job seekers. Cost per participant will be \$667.00 for 200 hours of training. Use of Funds: Program support, training materials, job development and placement program.</p>	10,000 00
03/06/2001	Public Allies	12,500 00

Date	Name	Amount
	<p>Training and Learning Program and Team Service Project Program Description Public Allies is made up of 21 young adults ages 16-30 who volunteer for one year to this program of community service. Allies who come from diverse backgrounds and cultures come together to work in partnership with local non-profit organizations and in local government apprenticeship positions which provides them with leadership training. It also engages them in team service projects that serve concrete local needs. Impact 21 young adults. Use of Funds Program curriculum, retreats, mentoring and individual advising.</p>	
03/06/2001	<p>Caduceus Outreach Services Psychiatric Services for Homeless Caduceus Outreach Services was founded in response to the depth and complexity of the crisis that shuffles psychiatrically ill people between over-burdened social service agencies, the streets and jails. Caduceus Outreach Services provides treatment and life sustaining support services to homeless people with psychiatric illnesses, a tragically underserved population, to help people to break the devastating cycle of poverty, homelessness, and illness. With humane client-centered treatment and support. Impact Treatment of approximately 125 psychiatric patients per year. Use of Funds Direct client services.</p>	14,000 00
03/06/2001	<p>Camp Fire Boys & Girls Teen Leadership Corp The Teen Leadership Corps seeks to involve high-risk teens in a meaningful and rewarding after-school program that will provide opportunities for them to develop leadership skills, improve their academic performance, experience the world of work, and be role models to younger children. Forty teens will be trained and enrolled in the TLC program. They will lead approximately 2,000 elementary school children in after school recreation and tutoring programs. The young people who join are from low-income neighborhoods of San Jose who are at risk for dropping out of school and into negative behaviors. Impact 40 Teens. Use of Funds Program support.</p>	10,000 00
03/06/2001	<p>Eden I & R Inc Roving Housing Resource Program Amongst Eden I & R's successful programs is the Roving Housing project focuses primarily on assisting homeless families to obtain affordable housing. The Roving Housing Counselors visits the homeless shelters in Alameda County at 15 remote sites, e.g. Tri-Cities Homeless Coalition, WINGS, Emergency Shelter Program and works directly with the clients on a one-one basis. Each day a consolidated database is updated to reflect the housing availability in the Alameda County area. Impact 110 clients a year with a caseload of 40 clients at any given time. Use of Funds To assist with the search of affordable housing for their clients.</p>	10,000 00
03/06/2001	<p>Inn Vision of Santa Clara Valley Job Assistance Program</p>	56,000 00

Date	Name	Amount
03/06/2001	<p>InnVision helps individuals and families break the cycle of poverty and homelessness Care includes short and long term housing and comprehensive supportive services focused on outcomes of self sufficiency and independent living</p>	15,000 00
03/06/2001	<p>Sensory Access Foundation Computer Evaluation, Training, and Employment Program (CETEP) The Computer Evaluation, Training, and Employment Program (CETEP) provides a set of comprehensive services for individuals who are blind or visually impaired in order for them to work competitively, participate fully in the academic environment, or improve their access to mainstream information SAF is expanding the CETEP program to include Project "Open Doors " Project "Open Doors" looks at job placement from the front, before a client is even identified SAF works with "the job" itself, breaking down every aspect of the job to determine accessibility from the technology involved to ergonomics, to lighting etc This service is free of cost to the employer Impact Approximately 400 unduplicated Clients Use of Funds Expansion of CETEP program to include Project "Open Doors"</p>	15,000 00
03/06/2001	<p>Services for Brain Impaired Career Training & Placement for Disadvantaged Adults SBI has been serving people with traumatic (auto/motorcycle accidents, falls, near- drownings, etc) and acquired (strokes, tumors, etc) brain injuries for 75 years in San Jose This program provides career training & placement for disadvantaged adults Impact A minimum of 100 participants Use of Funds Program support</p>	15,000 00
03/06/2001	<p>Shelter Against Violent Environment, Inc WINGS Program (We In Need Gain Strength) WINGS, a transitional housing complex for battered women is one solution to the poverty, homelessness and unemployment caused by domestic violence Without the ability to earn a living many women have hard choices-CalWORKS (limited welfare), homelessness or the battering situation The Job Readiness program is of vital importance for the women and for her children The program opens educational opportunities, prepares them for the workplace and assists them with location jobs It is a series of twelve workshops over a twelve week period which helps residents identify their strengths and weaknesses and educate them so they can get jobs and provide for their own needs Impact 25-30 low-income women Use of Funds To provide classes and case management for indigent battered women to assist and prepare them for the job search</p>	13,500 00
03/06/2001	Mayview Community Health Center Inc	5,000 00

Date	Name	Amount
	<p>Pediatric Services Program Mayview Community Health Center was established in northern Santa Clara county 27 years ago Over 91% of the patients are below the federal poverty level and 80% are either Spanish-speaking or English is their second language Impact More than 1400 children will receive pediatric services in northern Santa Clara county primarily children from low-income families in the Latino community who do not have access to health insurance Use of Funds \$5000 is requested to help cover part of the costs of lab work and medication</p>	
03/06/2001	<p>Aphasia Center of CA The Access to Literacy Program The Program, which was created initially by funds from the Cisco Foundation, is a unique program in which adults use age appropriate books or unabridged audio tapes to improve their skills of reading and writing The Aphasia Center would like to expand this program which is the only one of its kind in the world so that ALP can be offered to more individuals with aphasia Impact 120 participants Use of Funds Books, audiotapes for program support and expansion</p>	10,000 00
03/06/2001	<p>Community Breast Health Project Gabriella Patser Program Community Breast Health Project was founded in 1993 and is supported by 180 volunteers and 30 volunteer physicians All services are free of charge Low-income, uninsured women under the age of 40 who live in Santa Clara or San Mateo County can take advantage of these services Women are referred by their primary care physicians because of suspicious lumps or strong family histories of breast cancer The program provides translation services and appropriate education of breast cancer Impact 250 women under the age of 40 Use of Funds Direct medical expenses, clinical breast exams, mammograms, ultrasounds excisional biopsies and fine needle aspirations</p>	10,000 00
03/06/2001	<p>TransAccess (DPI, Inc) Internship Program This program offers students support services which complement their formal education by working with professionals in business and industry through networking, job shadowing, mentoring and internships It provides job preparation classes and direct, practical work experience This curriculum is offered to students in the San Jose Unified School districts, Fremont and Palo Alto Unified Impact 115 people with disabilities Use of Funds Assessment materials and supplies</p>	10,000 00
03/06/2001	Goodwill Industries Of The Greater East Bay	10,000 00

Date	Name	Amount
03/06/2001	<p>Family Based Skills Enhancement Project Goodwill wants to provide what is needed in the business community in this area trained personnel in Information Technology The project will offer 12 weeks (144 hours) of intensive computer training as well as Life/Workplace skills for the following people 1 single parents working as least 20 hours per week 2 earning less than two times the Federal poverty rate 3 not receiving public assistance Child care and meals will be provided on-site After job placement, participants will continue to receive services for counseling, job retention, career paths, and peer support Impact 112 single parents will be trained, 100 placed in jobs in a two-year period in Alameda Country Use of Funds Curriculum development</p>	5,000 00
03/06/2001	<p>Kidpower Silicon Valley Violence Prevention Program KidPower's mission is to help people of all ages and abilities to learn how to stay safe, act wisely and believe in themselves Their program focuses on personal safety skills taught in classes that are short, upbeat and effective Each class is tailored to the ages and life situations of the participants Impact Approximately 1 700 students Use of Funds To bring KidPower programs into Silicon Valley Schools</p>	2,000 00
03/06/2001	<p>Mariposas Art After School Programs Program Description Mariposa's Art provides after-school art and music programs that empower at-risk youth with self-confidence, future goals, gang alternatives, and leadership and communication skills Currently, they are providing after-school programs for at-risk youth in the area of East San Jose and are committed to working with youth in this low-income, high-gang activity area Impact 150-300 youths in the Oak Grove School District Use of Funds Expansion of program into Oak Grove School District Middle Schools</p>	10,000 00
03/06/2001	<p>Project Inform Inc Spanish Language Services Program Project Inform began in 1985 in San Francisco with the goal of ensuring that those infected with and affected by AIDS would have the necessary information to make informed decisions about their disease Impact All Spanish people who are seeking HIV/AIDS information in Spanish Use of Funds To translate in to Spanish Project Inform fact sheets, articles for periodicals and website and to provide training for the bi-lingual hotline</p>	6,000 00
03/06/2001	<p>Rahima International Foundation - Rahima Basic Needs Program Fulfilling basic needs (food, shelter & health care) of families in transition Impact 316 families(1264 individuals) Use of Funds Supplemental food and financial assistance for families in transitions for their basic needs of rent, electricity water healthcare, transportation</p>	10,000 00

Date	Name	Amount
	<p>Youth Investment Program Center for Employment Training (CET) is a vocational training center located in San Jose. Its mission is to assist low-income individuals with obtaining the skills necessary for employment. Impact: 200 high risk youths will be served. Use of Funds: Disbursing funds to students whose emergency or crisis situations threatens their ability to stay in school, e.g., emergency housing, child care, food assistance, counseling, etc.</p>	
03/06/2001	<p>Community Services Agency Alpha Omega Program The Alpha Omega Program(AO) would provide a job coach for clients who are re-entering the work force. Services would include aptitude testing, assistance with locating appropriate training and education programs. AO will target homeless adults of varied cultural backgrounds who are committed to working on issues which rendered them homeless. Some had been middle class wage earners in the past. Impact: 53 clients. Use of Funds: Materials, supplies, bus vouchers, etc.</p>	10,000 00
03/06/2001	<p>Court Designated Child Advocates, Inc Child Advocate Training Child Advocates of Santa Clara and San Mateo Counties (CASA) began its local chapter in 1986. Its mission is to improve the lives of children in the foster care systems of Santa Clara and San Mateo Counties. Impact: Volunteers will be recruited and trained and assigned to 25-30 abused/neglected children for a year. Volunteers receive 26 hours of initial training from professionals in the field of child welfare. Subsequent years, volunteer advocates must complete an additional 10 hours of training. Use of Funds: Recruiting and training of volunteers.</p>	15,000 00
03/06/2001	<p>Hospice of the Valley Community Bereavement Program The Community Grief Center works with adults, teenagers and children in the community who have experienced the loss of someone they love for 13 months after the death of the patient. The program provides group and individual counseling. The program also provides an annual children's bereavement camp. Hospice of the Valley provided bereavement follow-up to 386 families and made 684 individual or group contacts in fiscal year 1999-2000. Impact: Over 1000 individuals. Use of funds: To support clients from low-income households who are unable to afford counseling services.</p>	15,000 00
03/06/2001	<p>Oakland Asian Students Educational Service</p>	15,000 00

Date	Name	Amount
	<p>The Digital OASES Project Currently, students in the served population have a limited access to a computer. The program's objective is to be able to provide exposure to computers and technology skills for all the youth who attend OASES program. A curriculum has already been developed which includes word-processing, tutorials and internet access. Impact 220 students per year. Use of Funds: Program support through training (computer classroom management), educational and laboratory materials and volunteer support.</p>	
03/06/2001	<p>Pajaro Valley Shelter Services Discover Art School Tour Program Pajaro Valley Arts Council currently provides bilingual exhibit tours to the local schools per year. During the year 2001, PVAV would like to provide additional tours and expand the school outreach program activities for children and senior citizens in the Watsonville and Santa Cruz County area. Impact: Discover Arts program to reach 3000 to 5000 elementary school children. Use of Funds: The funds will enhance and expand the program by developing effective teacher/student training guides and to train bilingual docents who coordinate and lead the tours.</p>	5,000 00
03/06/2001	<p>Sacred Heart Community Service Family Food Project The Family Food Project is an on-going service to SHCS clients which provides 42,280 nutritional food boxes each year. Over two-thirds of the food boxes go to families with children. Diapers and formula go to families with children under two years old. Impact: 17,660 low-income people. Use of Funds: Purchase of food and infant formula.</p>	6,000 00
03/06/2001	<p>San Jose Children's Discovery Museum BioSITE Program The BioSite Program was started in 1993 by a gift from Cisco for \$75,000. This environmental science program is a "hands on" environmental program located at three separate data collection sites along the Guadalupe River. Initially the program was inspired by the Corps of Engineers flood control project at the Museum's river site. This unique opportunity provided students the opportunity to monitor short and long term environmental effects by studying water samples. The most recent BioSite project will involve high school students who will work along with the Santa Clara Valley Water District to study, monitor and document data collected at the river site through the use of video. While they will continue to use meta procedure for data collections, they also will use digital devices using the state-of-the-art sensory technology. Impact: Over 500 elementary aged students are involved in BioSite. This newest BioSite project will involve 30 students from a high school which reflects diverse demographics. Use of Funds: Latest, up to date materials needed for data collection and record keeping.</p>	10,000 00
03/06/2001	<p>San Jose Museum of Art Association</p>	4,000 00

Date	Name	Amount
	<p>Title 1 Artists-in-Residence Program The Artist in Residence program is designed to give "at risk" students an in-depth, hands-on art making experience. An artist works in the classroom once a week for 60-90 minutes. Classes place an emphasis on artistic exploration and creative problem solving in a variety of media. Residencies are developed to integrate with core curriculum subjects such as math and science. The schools with The Artist in Residence Programs are Title 1 schools indicating that 50% or more of the students receive Federal funding in the form of Aid for Families with Dependent Children and are considered "at risk" for school dropout and other detrimental behaviors. Impact 1,170 students. Use of Funds Weekly lessons for 36 weeks.</p>	
03/06/2001	<p>San Jose Repertory Theatre Red Ladder Program The 8-week Red Ladder Program consists of theatrical improvisation and role-playing for at-risk children and youth at Prusch Park. They combine a variety of artistic disciplines into its performances and workshops in order to accommodate the varied learning styles of individuals. Music based on themes relevant to the lives of the individuals within each particular group is an essential part of every workshop. The arts-based educational program helps students demonstrate increased short- and long-term abilities to make positive lifestyle choices, re-engage in learning, and work cooperatively. Impact 1,700 students and adults. Use of Funds Provides an 8 week program for students at Prusch Park.</p>	10,000 00
03/06/2001	<p>Santa Cruz Barrios Unidos, Inc Bridge the Digital Divide with Technology Training The Technology Project will help underserved youth (low-income, minority and limited English speaking participants) to function successfully in the high tech computer based job market. These young people will learn the technology skills needed to succeed in the 21st century. Impact 50 youth will participate in technology training. Use of Funds Expansion of the technology training program to three target areas in Santa Cruz, Beach Flats, Villa San Carlos and Elizabeth Oaks.</p>	25,000 00
03/06/2001	<p>Society of St Vincent De Paul Free Dining Room The Dining Room is a project of the St Vincent de Paul Society of Alameda County who built and own a 23rd Street facility in Oakland. By partnering with the First African Methodist Episcopal Church, Berkeley Women's Shelter, Berkeley Trinity Church, and Phillips Temple, they are able to serve an additional 2,250 people each month. Balanced meals are prepared for these sites each day at the 23rd Street facility and transported hot to the satellite dining rooms. The goal is that the Satellite Food Service program will expand in the next 2-3 years to the point that the facilities and resources will be fully utilized. Impact 330,000 meals per year. Use of Funds To diversify the menu.</p>	6,000 00

Date	Name	Amount
03/06/2001	<p>Students In Business Inc The Fremont Mentor Project Students in Business has successfully worked over the past five years to implement academic and occupational skill-building mentoring programs in four Alameda County school districts - Fremont, Hayward, Oakland and San Lorenzo. Over 560 students have been served since these programs began. Impact: 200 Adults & 200 Students. Use of Funds: Expansion of the Fremont Mentor Project.</p>	10,000 00
03/06/2001	<p>Telegraph Hill Neighborhood Center After School Academy The After School Academy's goals, objectives, and activities are designed, implemented, and evaluated with the help of Tel-Hi youth and their families to foster their academic achievement, leadership skills, physical development, personal enrichment, and community activism. The supportive, structured after-school program gives students the opportunity to keep their grades up and learn appropriate social and leadership skills, through literacy and computer classes, thereby preparing them for success in their future grades and beyond. Impact: 1. More than 400 low income children, youth, families and seniors participate in Tel Hi programs each day. 2. 115 children participate in the After School Academy. Use of Funds: Provide 15-20 hours of academic and recreational support and club activities per week.</p>	10,000 00
03/06/2001	<p>Young Women's Christian Association of Santa Clara Transitions Program The Transitions Program serves youth between the ages of 13-17 who are referred by the Santa Clara County Department of Social Services, after they have entered the social services system due to drug or alcohol use. The Transitions program offers a comprehensive Survival Skills for Youth (SSY) curriculum designed to prevent these teens from ever entering the juvenile justice system. The YWCA of Santa Clara County currently has the only trained facilitators in Santa Clara County for the nationwide program. These programs have proven so effective that similar programs are starting up in the San Francisco and Sacramento areas. The SSY program includes the following key subjects: Respecting ourselves and others, Planning and reaching goals, Communicating with others, Understanding legal rights and responsibilities, Advancing work and school, Getting ready for employment and Managing money. This curriculum is presented with a class size of 13 and is taught over a 10 week period. Impact: 130 youth per year. Use of Funds: Program support, facilities and materials needed for an on-going curriculum.</p>	10,000 00
03/06/2001	<p>Christmas In April - South Bay</p>	10,000 00

Date	Name	Amount
	<p>City Team's Recovery Mission Repairs City Team Ministries has come to Christmas in April seeking repairs on two of their facilities. The Rescue Mission bathroom is where the homeless have the opportunity to take a hot shower. The repair work will improve the living conditions and services provided to homeless and drug and alcohol dependent men. City Team's Recovery Mission provides shelter, warmth, food, showers and support to about 50 men per night. By repairing these facilities, it addresses the issues of homelessness, drug and alcohol dependency, and redevelopment within the community. Rehabilitative work takes place on the last two Saturdays of April, the 21st and 28th, with all the work completed on the 28th, National Rebuilding Day. Impact: 54 homeless men per night. Use of Funds: Repair Rescue Mission bathroom and showers.</p>	
03/06/2001	<p>Friends of the Palo Alto Jr Museum & Zoo The Science Outreach Program The Science Outreach Program serves children in Grades 1-5 at Willow Oaks School, and K through 3 at Cesar Chavez Academy. The students are provided with an hour a week of science enrichment hands-on science. Impact: 473 students. Use of Funds: Materials and equipment.</p>	15,000 00
03/06/2001	<p>Juma Ventures Educational Assistance Program Juma Ventures, located in San Francisco uses business enterprises as vehicles to provide opportunities for young people to achieve their personal potential. It provides students from low socio-economic backgrounds to transition out of poverty and give them a vision of a brighter future. Impact: 250 youth. Use of Funds: Education Program support.</p>	10,000 00
03/06/2001	<p>Kainos Home & Training Ctr Supported Employment Program The supported Employment Program identifies clients with developmental disabilities who are currently in the work activity or horticultural program who have shown the potential to work independently. The clients then receive on-going job coaching which includes job readiness classes for 90 hours over a six month period. Once a client has been placed with an employer, there is on-going follow-up with each client to assure his potential to maintain quality work and to assist the employer with any problems which might arise. Impact: 44 Clients receive job coaching. Use of Funds: Program expansion to include 15 additional clients.</p>	10,000 00
03/06/2001	<p>San Francisco Child Abuse Prevention Center</p>	10,000 00

Date	Name	Amount
	<p>Respite Care Home and Children's Drop-In Program The Family Support Center supports families through a range of early intervention services. The Center provides therapeutic services through the Respite Care Program and Children's drop in program. An average of 30 children a day participate in the Center activities. Impact: 500 children per year ages 0-14. Use of Funds: Respite Care Program, Children's drop-in program.</p>	
03/06/2001	<p>Tenderloin Neighborhood Development Corp TARC's Case Management Program The Tenderloin AIDS Resource Center (TARC) was established in response to a study that found a significant unmet need for neighborhood HIV social and medical services in the Tenderloin. This outreach program provides testing, client advocacy and practical direct services to lessen the incidence of HIV infection, disease progression and homelessness. Some of the services available to assist individuals with HIV include: free medical care, long term rental subsidies, groceries and delivered meals and work re-entry programs. TARC provides case management, and peer based support services to approximately 600 individuals with HIV each year. During this past year, TARC gave assistance to 120 clients with HIV to obtain permanent housing. Nearly all clients are low-income: 51% have incomes of \$355 months, and fully 99% subsist on \$747 per month or less. Impact: Outreach to 6,000 Tenderloin residents annually. Use of Funds: 1. Provide 3,500 hours of case management services to 600 unduplicated clients, and 2. Last Resort Fund which provides emergency housing for homeless individuals with HIV.</p>	12,500 00
03/06/2001	<p>Boys & Girls Club of the Peninsula Learning Center Programs The Learning Center offers a wide range of academic support programs, both after school and during the summer months: Homework Assistance, Tutoring, Fast Track, Technology Center, Resource Center, and Project 1000. Impact: 600 children this school year. With the elevated high school drop out rate in the serviced area, the Learning Center programs are geared towards helping kids be successful in their academic endeavors. If they feel good about school, have successful academic experiences, the chances of them completing high school increases. Use of Funds: Learning Center Programs support.</p>	20,000 00
03/06/2001	<p>Mexican Heritage Corporation of San Jose</p>	20,000 00

Date	Name	Amount
	<p>Arts & Technology Lab The Arts and Technology Lab at the Mexican Heritage Plaza has 18 computers, a T1 network and is staffed by a full time coordinator through a partnership agreement with The Boy Scouts of America Programs being offered are the following web page design, digital storytelling, graphic design, videography desktop publishing, theater internship program and music composition The seven intensive programs will run simultaneously in 16 week sessions The individualized training will be given to 15-20 students per course Students will be recruited through area schools and without a participant fee Impact To serve a minimum of 250 students through intensive and on going 16 week sessions at the Art & Technology Lab at the Mexican Heritage Plaza Use of Funds Program support, outreach, marketing curriculum development and supplies</p>	
03/06/2001	<p>Plugged In-Learning Through Technology Plugged In Enterprises (PIE) <i>Plugged In Enterprises (PIE) serves the youth population of East Palo Alto and surrounding communities The program is unique in that it teaches the wide range of skills necessary to become successful in IT Impact 36 teenagers participate in this program and they connect over 100 community members and organizations to the internet each year Use of Funds Program support, and stipends to students</i></p>	15,000 00
03/06/2001	<p>Sunset Youth Services Sunset Neighborhood Food Pantry The pantry is staff by a body of bi-lingual volunteer and is opened every Saturday morning The neighborhood food pantry is designed to provide low-income families and people on fixed incomes with healthy food they can prepare in their own kitchens Impact Average 225 households per week (about 850 people) 35 volunteers participate in this program each week Use of Funds Purchase of food</p>	6,000 00
03/06/2001	<p>Young Audiences of San Jose Arts for Learning (AFL) Arts for Learning is a new educational initiative which is intended to increase a school district's effective engagement with area cultural resources It is designed to help teachers and students improve teaching and learning in the core curriculum and in the arts AFL is a web-based professional development tool that offers academic links to community arts resources Impact 123 Schools Use of Funds Support of all phases of the project implementation, content development, production and visibility</p>	10,000 00
03/06/2001	<p>US Catholic Conference - Sisters Of The Poor</p>	14 000 00

Date	Name	Amount
	<p>Education and Career Training for the Disadvantaged The Learning and Loving Center focuses on serving and educating immigrant women and their children. The center was started with 20 students in 1994 to teach literacy skills. Today over 240 students per year attend classes in literacy and job training skills. Impact: Approximately 240 adults per year and 60-70 children. Use of Funds: To continue and expand the existing program. \$5000 for program.</p>	
03/06/2001	<p>Industry Initiatives for Science & Math Future Connections Program The Future Connections program Provides over 100 teachers a professional development day in industry. It will allow educators to become more informed of the workforce needs and expectations of Silicon Valley and the Bay Area industry. They will be provided with an overview of the company, a tour of the facility and one to one job shadowing for a two hour period. In the past four years, IISME has worked with 60 Bay Areas companies to provide educator field trip days to over 1,600 educators. Three- quarters of participants are K-16 teachers and counselors who have direct student contact. Impact: 120 educators (twice that number apply but are not placed because of lack of funding). Use of Funds: Program costs: recruiting companies, written materials, evaluations, etc.</p>	5,000 00
03/06/2001	<p>Jacob's Heart Childrens Cancer Association Jacob's Heart Food and Nutrition Program Jacob's Heart is a two-year old association formed to improve the quality of life for children with cancer. Impact: 54 families of children in addition to families. Use of Funds: To the families of children undergoing cancer treatment, Jacob's Heart will Provide 150 hours of nutritional counseling, deliver a total of 4212 bags of groceries to the homes of 54 families (on a weekly basis), Nutritional Educational Seminars.</p>	10,000 00
03/06/2001	<p>San Jose Alumnae Chapter Of Delta Theta Sigma Images Program The Images Program was developed to encourage girls between the ages of 13-18 to plan for their future personally and educationally. They will receive information on preparing for college, job application, resume writing, interviewing and appropriate professional behavior. Images encourage parent participation where appropriate in order to increase a bond between parent and child which in time improves communication. Members of Sigma Theta act as role models and all members come from the business community. Impact: 35 African-American girls who are students from East Side Union High School. Use of Funds: Project support.</p>	5,000 00
03/06/2001	San Jose Children's Musical Theater	10,000 00

Date	Name	Amount
	<p>Performing Arts Outreach Program SJCMT will be bringing the performing arts directly to a new population of school children by providing a specific group of third grade children with twice weekly performing arts workshops that develop theater skills, build oral literacy, encourage an appreciation of acting and the theater. It is focused on drawing out the quiet and at-risk students, and provides an exciting, hands-on and student-centered formula for learning. Statistics have shown that under-achievers and at-risk students who participate in a weekly musical theater program experience has a new-found interest in attending and participating in school and school activities. Project Performing Arts Outreach Program Impact 180+ third grade students per school year</p>	
03/06/2001	<p>Support Network for Battered Women Shelter Program Seventy-five percent of their clients who reside in the Shelter facility for at least 4 weeks will formulate a realistic plan to establish or maintain a safe living condition. Ninety percent of all child residents will demonstrate a reduction in the violent acting out behavior. Impact 150 Adults and 150 children. Use of Funds Educational programs</p>	19,000 00
03/06/2001	<p>Urban Ministry of Palo Alto Breaking Bread Hot Meals Program Urban Ministry of Palo Alto (UMPA) is a nonsectarian agency drawn from an interfaith coalition of over 30 churches and synagogues in the North County area. They provide basic survival services to those in need which include a comprehensive food and homeless shelter program. Impact Serve hot meals to 75-100 people daily and provide 4,715 bed nights a year. Use of Funds Purchase of food and shelter assistance</p>	6,000 00
03/06/2001	<p>The Health Library Ebook Venture The Health Library (THL) is part of the Office of Community and Patient Relations for Stanford Hospital and Clinics. Impact 35,000 people a year. Use of Funds Purchase of books from netLibrary</p>	5,000 00
06/13/2001	<p>Career Action Center</p>	10,000 00

Date	Name	Amount
	Career Development Services CAC is now focusing their talents on assisting those individuals who are disadvantaged so that they may gain meaningful employment. They are now putting heavy emphasis on delivering career development services to low income people who are in need of job development soft skills training. Each participant will receive a comprehensive career direction assessment and interpretation, as well as access to many workshops. Impact: 20 individuals with incomes below \$30,000 per year. Use of Funds: Provide full year memberships to the center to an economically disadvantaged population. Memberships will include one to one counseling, use of computers, career counseling, resume and interview workshops etc.	
	Family Support - Center of the Mid Peninsula General Support for Family Program	10,000 00
08/18/2000	Wardrobe for Opportunity General Support for dressing for success programs	10,000 00
03/06/2001	Project Open Hand Nutrition Services for Homeless	10,000 00
		<u>648,425 00</u>

Reach Grant Program

The Cisco Foundation supports programs throughout the world that utilize technology and volunteers to make a "hands on" difference.

Habitat for Humanity	08/18/2000	Habitat for Humanity Equipment and volunteer support in ten locations in the US, UK and South Africa Community Technology Centers to provide for workforce skill development for people motivated to complete their journey toward a better life.	1,000,000 00
Red Cross	10/30/2000	American Red Cross - Washington, D C Disaster Giving Program One-year contribution toward a three-year commitment. Funding will be allocated to Disaster Relief Fund, American Red Cross, Santa Clara Valley Chapter ARC (San Jose, CA) and Triangle Area Chapter ARC (Raleigh, NC)	<u>333,333 33</u> 1,333,333 33

Access Grant Program

Grants are awarded to non-profits with established programs which focus on technology education for students and teachers. The Foundation supports programs that prepare students for careers in a technological society from preschool through high school with an emphasis on reaching populations under represented in college and technology careers.

Date	Name	Amount
08/18/2000	City Year, Inc Tech Team Training in Cisco's Networking Academies Program for more than 40 City Year team members and four staff from Boston, Cleveland, San Jose and Seattle City Year programs. This initiative provides opportunities for Corps members to integrate strategies and innovative learning tools for increasing academic performance, improving the classroom environment and strengthen the quality of education for the children served through City Year programs. In addition, the training translates into technological skills for those trained into fulfilling career opportunities.	330,000 00
06/13/2001	City Year, Inc National Leadership Partner Support for development of National Office infrastructure and long-range plans for the organization.	200,000 00
04/12/2001	Brave Kids Utilizing the power of the internet to help seriously ill children through BraveKids.org Web site used by parents, kids and medical professionals.	197,500 00
06/13/2001	City Year Funding of Corps members who are engaged in a one year full-time commitment to community service, leadership development and civic engagement in the Washington DC area.	100,000 00
07/02/2001	Brave Kids Funding to sport roll out of the program in the Washington DC/Baltimore metropolitan area.	113,023 25
06/01/2001	Catholic Charities Youth Empowerment for Success (Yes) Program Provides after school academic assistance, leadership development and support services for youth and their parents at Burnett Academy in San Jose Unified School District and at Los Arboles Elementary School in the Franklin McKinley School District.	100,000 00
12/31/2000	Jumpstart - Jumpstart for Young Children Jumpstart builds one-to-one relationships between highly trained college students who serve as Corps members and preschool children in Head Start classrooms. 450 Corps members served nearly 195,000 hours over the school year.	50,000 00
01/24/2001	Education Broadcasting Corporation National Teacher Training Institute (NTTI) for math, science & technology funding will allow continuation and upgrade of the teacher training program to encourage greater utilization of video and the Internet in primary and secondary school curricula.	425 000 00
03/01/2001	Education Broadcasting Corporation	125 000 00

Date	Name	Amount
12/13/2000	National Teacher Training Institute (NTTI) for math, science & technology funding will allow continuation and upgrade of the teacher training program to encourage greater utilization of video and the Internet in primary and secondary school curricula Tequity	100,000 00
12/31/2000	Empowerment Zone School Project to augment the use of technology and the internet in the classroom Tequity	50,000 00
06/28/2001	Empowerment Zone School Project to augment the use of technology and the internet in the classroom Empowerment Zone School Project	5,456 00
07/01/2001	Empowerment Zone School Project to augment the use of technology and the internet in the classroom Mt Pleasant School District	2,235 00
07/02/2001	Empowerment Zone School Project to augment the use of technology and the internet in the classroom Buncombe County Schools	1,995 00
07/02/2001	Empowerment Zone School Project to augment the use of technology and the internet in the classroom KTEH TV Foundation	3,480 00
07/27/2001	Empowerment Zone School Project to augment the use of technology and the internet in the classroom Frances Lacy Elementary School	5,000 00
08/18/2000	Empowerment Zone School Project to augment the use of technology and the internet in the classroom Southern Poverty Law Center, Inc Tolerance org Program	545 000 00
06/13/2001	Using the power of the internet to break down the barriers of intolerance and enhance a greater understanding of the diversity of the human community UN Development Fund For Women Introducing women in developing countries to technology and the power of the internet	100,210 00
		<u>2,453,899 25</u>
Total Cisco Foundation Grants		<u><u>\$4,693,157 58</u></u>

Statement 17
Part VII-B, Question 1(a)(3)

During the fiscal year ending 7/31/01, Cisco Systems, Inc (the Company) provided the full-time equivalent of two employees to Cisco Systems Foundation. The Company is a disqualified person to the Foundation. The Foundation reimbursed the Company in the amount of \$117,932 for the salary and benefits of those employees. Section 4941 permits a private foundation to pay compensation to, or reimburse the reasonable expenses of disqualified persons for personal services necessary to implement the private foundation's exempt-purpose activities.

Statement 18
Part I, Line 6

Liquidation of BT Institutional Funds reflects management's investment policy decision based on a review of market conditions at that time. The BT Institutional Funds are indexed to the market; thus the funds lost values in the second half of year 2000, and management determined that the best course was to liquidate those funds before further losses occurred. At the time of liquidation, previously unrealized losses were realized, thereby generating the capital loss that is being reported for the tax period ending July 31, 2001.

• If you are filing for an **Additional (not automatic) 3-Month Extension**, complete only Part II and check this box

Note Only complete Part II if you have already been granted an automatic 3-month extension on a previously filed Form 8868

• If you are filing for an **Automatic 3-Month Extension**, complete only Part I (on page 1)

Part II Additional (not automatic) 3-Month Extension of Time - Must File Original and One Copy.

Type or Print	Name of Exempt Organization Cisco Systems Foundation	Employer Identification Number 77-0443347 For IRS Use Only
	Number, Street and Room or Suite Number If a P.O. Box See Instructions 170 West Tasman Drive	
	City, Town or Post Office, State, and ZIP Code For a Foreign Address See Instructions San Jose, CA 95134-1706	

Check type of return to be filed (file a separate application for each return)

<input type="checkbox"/> Form 990	<input type="checkbox"/> Form 990-EZ	<input type="checkbox"/> Form 990-T (Section 401(a) or 408(a) trust)	<input type="checkbox"/> Form 1041-A	<input type="checkbox"/> Form 5227	<input type="checkbox"/> Form 8870
<input type="checkbox"/> Form 990-BL	<input checked="" type="checkbox"/> Form 990-PF	<input type="checkbox"/> Form 990-T (trust other than above)	<input type="checkbox"/> Form 4720	<input type="checkbox"/> Form 6069	

Stop Do not complete Part II if you were not already granted an automatic 3-month extension on a previously filed Form 8868

• If the organization does **not** have an office or place of business in the United States, check this box

• If this is for a **group return**, enter the organizations four digit Group Exemption Number (GEN) _____ If this is for the whole group, check this box If it is **part** of the group check this box and attach a list with the names and EINs of all members the extension is for

4 I request an additional 3-month extension of time until 6/15, 2002

5 For calendar year _____, or other tax year beginning 8/01, 2000 and ending 7/31, 2001

6 If this tax year is for less than 12 months, check reason Initial return Final return Change in accounting period

7 State in detail why you need the extension The organization requires additional time to compile the information necessary to file a complete and accurate return

8a If this application is for Form 990-BL, 990-PF, 990-T, 4720, or 6069, enter the tentative tax, less any nonrefundable credits See instructions \$ 170,476

b If this application is for Form 990-PF, 990-T, 4720, or 6069, enter any refundable credits and estimated tax payments made Include any prior year overpayment allowed as a credit and any amount paid previously with Form 8868 \$ 257,198

c **Balance due** Subtract line 8b from line 8a Include your payment with this form, or, if required, deposit with FTD coupon or, if required, by using EFTPS (Electronic Federal Tax Payment System) See instructions \$ 0

Signature and Verification

Under penalties of perjury I declare that I have examined this form including accompanying schedules and statements and to the best of my knowledge and belief it is true correct and complete, and that I am authorized to prepare this form

Signature Carol Duffield Title CPA Date 3/7/02

Notice to Applicant - To be Completed by the IRS

We **have** approved this application Please attach this form to the organization's return

We **have not** approved this application However, we have granted a 10-day grace period from the later of the date shown below or the due date of the organization's return (including any prior extensions) This grace period is considered to be a valid extension of time for elections otherwise required to be made on a timely filed return Please attach this form to the organization's return

We **have not** approved this application After considering the reasons stated in item 7, we cannot grant your request for an extension of time to file We are not granting a 10-day grace period

We **cannot consider** this application because it was filed after the due date of the return for which an extension was requested

Other _____

Director _____ By _____ Date _____

Alternate Mailing Address - Enter the address if you want the copy of this application for an additional 3-month extension returned to an address different than the one entered above

Type or Print	Name Fontanello, Duffield & Otake,
	Number and Street (include suite, room, or apartment number) or a P.O. Box Number 300 Montgomery St Suite 1050
	City or Town, Province or State, and Country (including postal or ZIP code) San Francisco, CA 94104

Application for Extension of Time to File an Exempt Organization Return

Department of the Treasury
Internal Revenue Service

▶ File a separate application for each return

- If you are filing for an **Automatic 3-Month Extension**, complete only **Part I** and check this box
- If you are filing for an **Additional (not automatic) 3-Month Extension**, complete only **Part II** (on page 2 of this form)

Note Do not complete **Part II** unless you have already been granted an automatic 3-month extension on a previously filed Form 8868

Part I Automatic 3-Month Extension of Time - Only submit original (no copies needed)

Note Form 990-T corporations requesting an automatic 6-month extension - check this box and complete Part I only

All other corporations (including Form 990-C filers) must use Form 7004 to request an extension of time to file income tax returns Partnerships, REMICs and trusts must use Form 8736 to request an extension of time to file Form 1065, 1066, or 1041

Type or print File by the due date for filing your return See instructions	Name of Exempt Organization Cisco Systems Foundation	Employer Identification Number 77-0443347
	Number Street and Room or Suite Number If a P O Box see instructions 170 West Tasman Drive	
	City Town or Post Office For a foreign address see instructions San Jose, CA 95134-1706	
	State	ZIP Code

Check type of return to be filed (file a separate application for each return)

- | | | |
|---|--|------------------------------------|
| <input type="checkbox"/> Form 990 | <input type="checkbox"/> Form 990-T (corporation) | <input type="checkbox"/> Form 4720 |
| <input type="checkbox"/> Form 990-BL | <input type="checkbox"/> Form 990-T (Section 401(a) or 408(a) trust) | <input type="checkbox"/> Form 5227 |
| <input type="checkbox"/> Form 990-EZ | <input type="checkbox"/> Form 990-T (trust other than above) | <input type="checkbox"/> Form 6069 |
| <input checked="" type="checkbox"/> Form 990-PF | <input type="checkbox"/> Form 1041-A | <input type="checkbox"/> Form 8870 |

- If the organization does **not** have an office or place of business in the United States, check this box
- If this is for a **group return**, enter the organization's four digit Group Exemption Number (GEN) _____ If this is for the **whole group**, check this box If it is for part of the group, check this box and attach a list with the names and EINs of all members the extension will cover

1 I request an automatic 3-month (6-month, for 990-T corporation) extension of time until 3/15, 2002, to file the exempt organization return for the organization named above. The extension is for the organization's return for

▶ calendar year 20____ or

▶ tax year beginning 8/01, 2000, and ending 7/31, 2001

2 If this tax year is for less than 12 months, check reason Initial return Final return Change in accounting period

3a If this application is for Form 990-BL, 990-PF, 990-T, 4720, or 6069, enter the tentative tax, less any nonrefundable credits See instructions \$ 170,476

b If this application is for Form 990-PF or 990-T, enter any refundable credits and estimated tax payments made Include any prior year overpayment allowed as a credit \$ 257,198

c **Balance Due** Subtract line 3b from line 3a Include your payment with this form, or, if required, deposit with FTD coupon or, if required, by using EFTPS (Electronic Federal Tax Payment System) See instructions \$ 0

Signature and Verification

Under penalties of perjury I declare that I have examined this return including accompanying schedules and statements and to the best of my knowledge and belief it is true correct and complete and that I am authorized to prepare this form

Signature ▶ Caree M. [Signature] Title ▶ CPIA Date ▶ 12/15/01

KFA For Paperwork Reduction Act Notice, see instructions

Form 8868 (12-2000)