

**Return of Private Foundation
or Section 4947(a)(1) Nonexempt Charitable Trust
Treated as a Private Foundation**

2006

Note: The foundation may be able to use a copy of this return to satisfy state reporting requirements.

For calendar year **2006**, or tax year beginning _____, and ending _____

G Check all that apply: Initial return Final return Amended return Address change Name change

Use the IRS label. Otherwise, print or type. See Specific Instructions.

Name of foundation: WILLIAM KNOX HOLT FOUNDATION

Number and street (or P O box number if mail is not delivered to street address): 300 WEST AZTEC AVENUE #200

Room/suite: _____

City or town, state, and ZIP code: GALLUP, NM 87301

A Employer identification number: 74-6084245

B Telephone number: 505-863-6851

C If exemption application is pending, check here

D 1 Foreign organizations, check here

2. Foreign organizations meeting the 85% test, check here and attach computation

E If private foundation status was terminated under section 507(b)(1)(A), check here

F If the foundation is in a 60-month termination under section 507(b)(1)(B), check here

H Check type of organization: Section 501(c)(3) exempt private foundation
 Section 4947(a)(1) nonexempt charitable trust Other taxable private foundation

I Fair market value of all assets at end of year (from Part II, col. (c), line 16): \$ 12,074,856. (Part I, column (d) must be on cash basis.)

J Accounting method: Cash Accrual
 Other (specify) _____

Part I Analysis of Revenue and Expenses (The total of amounts in columns (b), (c), and (d) may not necessarily equal the amounts in column (a).)		(a) Revenue and expenses per books	(b) Net investment income	(c) Adjusted net income	(d) Disbursements for charitable purposes (cash basis only)
1 Contributions, gifts, grants, etc., received				N/A	
2 Check <input checked="" type="checkbox"/> if the foundation is not required to attach Sch B					
3 Interest on savings and temporary cash investments					
4 Dividends and interest from securities		128,691.	128,691.		STATEMENT 1
5a Gross rents					
b Net rental income or (loss)					
6a Net gain or (loss) from sale of assets not on line 10		1,508,527.			
b Gross sales price for all assets on line 6a: 13,545,727.					
7 Capital gain net income (from Part IV, line 2)			1,508,527.		
8 Net short-term capital gain					
9 Income modifications					
10a Gross sales less returns and allowances					
b Less Cost of goods sold					
c Gross profit or (loss)					
11 Other income		311,973.	311,973.		STATEMENT 2
12 Total. Add lines 1 through 11		1,949,191.	1,949,191.		
13 Compensation of officers, directors, trustees, etc		155,000.	38,750.		116,250.
14 Other employee salaries and wages					
15 Pension plans, employee benefits					
16a Legal fees					
b Accounting fees STMT 3		15,446.	7,723.		7,723.
c Other professional fees STMT 4		75,338.	75,338.		0.
17 Interest		11,430.	11,430.		0.
18 Taxes STMT 5		36,470.	8,170.		0.
19 Depreciation and depletion					
20 Occupancy					
21 Travel, conferences, and meetings		6,399.	1,600.		4,799.
22 Printing and publications					
23 Other expenses STMT 6		6,446.	4,365.		2,081.
24 Total operating and administrative expenses. Add lines 13 through 23		306,529.	147,376.		130,853.
25 Contributions, gifts, grants paid		364,490.			364,490.
26 Total expenses and disbursements. Add lines 24 and 25		671,019.	147,376.		495,343.
27 Subtract line 26 from line 12					
a Excess of revenue over expenses and disbursements		1,278,172.			
b Net investment income (if negative, enter -0-)			1,801,815.		
c Adjusted net income (if negative, enter -0-)				N/A	

RECEIVED
NOV 14 2007
OGDEN, UT
IRS-OSC

SCANNED NOV 16 2007

Part II Balance Sheets		Attached schedules and amounts in the description column should be for end-of-year amounts only		Beginning of year	End of year	
		(a) Book Value	(b) Book Value	(c) Fair Market Value		
Assets	1	Cash - non-interest-bearing				
	2	Savings and temporary cash investments		433,702.	736,803.	736,803.
	3	Accounts receivable ▶				
		Less allowance for doubtful accounts ▶				
	4	Pledges receivable ▶				
		Less allowance for doubtful accounts ▶				
	5	Grants receivable				
	6	Receivables due from officers, directors, trustees, and other disqualified persons				
	7	Other notes and loans receivable ▶				
		Less allowance for doubtful accounts ▶				
	8	Inventories for sale or use				
	9	Prepaid expenses and deferred charges				
	10a	Investments - U S and state government obligations STMT 7		1,529,844.	0.	0.
	b	Investments - corporate stock STMT 8		4,899,971.	0.	0.
	c	Investments - corporate bonds STMT 9		1,100,770.	0.	0.
	11	Investments - land, buildings, and equipment basis ▶				
	Less accumulated depreciation ▶					
12	Investments - mortgage loans					
13	Investments - other STMT 11		2,613,070.	9,723,082.	9,958,621.	
14	Land, buildings, and equipment basis ▶					
	Less accumulated depreciation ▶					
15	Other assets (describe ▶ STATEMENT 10)		100.	1,379,432.	1,379,432.	
16	Total assets (to be completed by all filers)		10,577,457.	11,839,317.	12,074,856.	
Liabilities	17	Accounts payable and accrued expenses				
	18	Grants payable				
	19	Deferred revenue				
	20	Loans from officers, directors, trustees, and other disqualified persons				
	21	Mortgages and other notes payable				
	22	Other liabilities (describe ▶)				
23	Total liabilities (add lines 17 through 22)		0.	0.		
Net Assets or Fund Balances	Foundations that follow SFAS 117, check here ▶ <input type="checkbox"/>		and complete lines 24 through 26 and lines 30 and 31.			
	24	Unrestricted				
	25	Temporarily restricted				
	26	Permanently restricted				
	Foundations that do not follow SFAS 117, check here ▶ <input checked="" type="checkbox"/>		and complete lines 27 through 31.			
	27	Capital stock, trust principal, or current funds		0.	0.	
	28	Paid-in or capital surplus, or land, bldg, and equipment fund		0.	0.	
	29	Retained earnings, accumulated income, endowment, or other funds		10,577,457.	11,839,317.	
30	Total net assets or fund balances		10,577,457.	11,839,317.		
31	Total liabilities and net assets/fund balances		10,577,457.	11,839,317.		

Part III Analysis of Changes in Net Assets or Fund Balances

1	Total net assets or fund balances at beginning of year - Part II, column (a), line 30 (must agree with end-of-year figure reported on prior year's return)	1	10,577,457.
2	Enter amount from Part I, line 27a	2	1,278,172.
3	Other increases not included in line 2 (itemize) ▶	3	0.
4	Add lines 1, 2, and 3	4	11,855,629.
5	Decreases not included in line 2 (itemize) ▶ PRIOR PERIOD ADJUSTMENT	5	16,312.
6	Total net assets or fund balances at end of year (line 4 minus line 5) - Part II, column (b), line 30	6	11,839,317.

Part IV Capital Gains and Losses for Tax on Investment Income

(a) List and describe the kind(s) of property sold (e.g., real estate, 2-story brick warehouse, or common stock, 200 shs MLC Co)		(b) How acquired P - Purchase D - Donation	(c) Date acquired (mo, day, yr)	(d) Date sold (mo, day, yr)
1a				
b SEE ATTACHED STATEMENTS				
c				
d				
e				
(e) Gross sales price	(f) Depreciation allowed (or allowable)	(g) Cost or other basis plus expense of sale	(h) Gain or (loss) (e) plus (f) minus (g)	
a				
b				
c				
d				
e	13,545,727.	12,233,743.	1,508,527.	
Complete only for assets showing gain in column (h) and owned by the foundation on 12/31/69				(i) Gains (Col (h) gain minus col (k), but not less than -0-) or Losses (from col (h))
(i) FMV as of 12/31/69	(j) Adjusted basis as of 12/31/69	(k) Excess of col (i) over col (j), if any		
a				
b				
c				
d				
e			1,508,527.	
2 Capital gain net income or (net capital loss) { If gain, also enter in Part I, line 7 } { If (loss), enter -0- in Part I, line 7 }		2	1,508,527.	
3 Net short-term capital gain or (loss) as defined in sections 1222(5) and (6) If gain, also enter in Part I, line 8, column (c) If (loss), enter -0- in Part I, line 8		3	N/A	

Part V Qualification Under Section 4940(e) for Reduced Tax on Net Investment Income

(For optional use by domestic private foundations subject to the section 4940(a) tax on net investment income)

If section 4940(d)(2) applies, leave this part blank

Was the foundation liable for the section 4942 tax on the distributable amount of any year in the base period? Yes No

If "Yes," the foundation does not qualify under section 4940(e). Do not complete this part.

1 Enter the appropriate amount in each column for each year, see instructions before making any entries

(a) Base period years Calendar year (or tax year beginning in)	(b) Adjusted qualifying distributions	(c) Net value of noncharitable-use assets	(d) Distribution ratio (col (b) divided by col (c))
2005	369,519.	11,020,761.	.033529
2004	536,062.	10,203,814.	.052535
2003	422,514.	8,842,874.	.047780
2002	678,382.	10,548,958.	.064308
2001	299,722.	10,859,007.	.027601
2 Total of line 1, column (d)			.225753
3 Average distribution ratio for the 5-year base period - divide the total on line 2 by 5, or by the number of years the foundation has been in existence if less than 5 years			.045151
4 Enter the net value of noncharitable-use assets for 2006 from Part X, line 5			12,319,209.
5 Multiply line 4 by line 3			556,225.
6 Enter 1% of net investment income (1% of Part I, line 27b)			18,018.
7 Add lines 5 and 6			574,243.
8 Enter qualifying distributions from Part XII, line 4 If line 8 is equal to or greater than line 7, check the box in Part VI, line 1b, and complete that part using a 1% tax rate See the Part VI instructions			495,343.

Part VI Excise Tax Based on Investment Income (Section 4940(a), 4940(b), 4940(e), or 4948 - see instructions)

1a	Exempt operating foundations described in section 4940(d)(2), check here <input type="checkbox"/> and enter "N/A" on line 1 Date of ruling letter _____ (attach copy of ruling letter if necessary-see instructions)	}	1	36,036.
b	Domestic foundations that meet the section 4940(e) requirements in Part V, check here <input type="checkbox"/> and enter 1% of Part I, line 27b			
c	All other domestic foundations enter 2% of line 27b Exempt foreign organizations enter 4% of Part I, line 12, col (b)			
2	Tax under section 511 (domestic section 4947(a)(1) trusts and taxable foundations only Others enter -0-)		2	0.
3	Add lines 1 and 2		3	36,036.
4	Subtitle A (income) tax (domestic section 4947(a)(1) trusts and taxable foundations only Others enter -0-)		4	0.
5	Tax based on investment income. Subtract line 4 from line 3 If zero or less, enter -0-		5	36,036.
6	Credits/Payments			
a	2006 estimated tax payments and 2005 overpayment credited to 2006	6a	15,269.	
b	Exempt foreign organizations - tax withheld at source	6b		
c	Tax paid with application for extension of time to file (Form 8868)	6c	18,500.	
d	Backup withholding erroneously withheld	6d		
7	Total credits and payments Add lines 6a through 6d		7	33,769.
8	Enter any penalty for underpayment of estimated tax Check here <input checked="" type="checkbox"/> if Form 2220 is attached		8	710.
9	Tax due. If the total of lines 5 and 8 is more than line 7, enter amount owed SEE STATEMENT 12		9	2,977.
10	Overpayment. If line 7 is more than the total of lines 5 and 8, enter the amount overpaid		10	
11	Enter the amount of line 10 to be Credited to 2007 estimated tax Refunded		11	

Part VII-A Statements Regarding Activities

	Yes	No
1a		X
1b		X
1c		X
2		X
3		X
4a	X	
4b	X	
5		X
6	X	
7	X	
8a		
8b	X	
9		X
10		X

Part VII-A Statements Regarding Activities Continued

11a At any time during the year, did the foundation, directly or indirectly, own a controlled entity within the meaning of section 512(b)(13)?
11b If "Yes," did the foundation have a binding written contract in effect on August 17, 2006, covering the interest, rents, royalties, and annuities described in the attachment for line 11a?
12 Did the foundation acquire a direct or indirect interest in any applicable insurance contract?
13 Did the foundation comply with the public inspection requirements for its annual returns and exemption application?
14 The books are in care of GEORGE M. MALTI Telephone no 505-863-6851
15 Section 4947(a)(1) nonexempt charitable trusts filing Form 990-PF in lieu of Form 1041 - Check here and enter the amount of tax-exempt interest received or accrued during the year 15 N/A

Part VII-B Statements Regarding Activities for Which Form 4720 May Be Required

File Form 4720 if any item is checked in the "Yes" column, unless an exception applies.
1a During the year did the foundation (either directly or indirectly)
(1) Engage in the sale or exchange, or leasing of property with a disqualified person?
(2) Borrow money from, lend money to, or otherwise extend credit to (or accept it from) a disqualified person?
(3) Furnish goods, services, or facilities to (or accept them from) a disqualified person?
(4) Pay compensation to, or pay or reimburse the expenses of, a disqualified person?
(5) Transfer any income or assets to a disqualified person (or make any of either available for the benefit or use of a disqualified person)?
(6) Agree to pay money or property to a government official?
b If any answer is "Yes" to 1a(1)-(6), did any of the acts fail to qualify under the exceptions described in Regulations section 53.4941(d)-3 or in a current notice regarding disaster assistance (see page 22 of the instructions)?
c Did the foundation engage in a prior year in any of the acts described in 1a, other than excepted acts, that were not corrected before the first day of the tax year beginning in 2006?
2 Taxes on failure to distribute income (section 4942) (does not apply for years the foundation was a private operating foundation defined in section 4942(j)(3) or 4942(j)(5))
a At the end of tax year 2006, did the foundation have any undistributed income (lines 6d and 6e, Part XIII) for tax year(s) beginning before 2006?
b Are there any years listed in 2a for which the foundation is not applying the provisions of section 4942(a)(2) (relating to incorrect valuation of assets) to the year's undistributed income?
c If the provisions of section 4942(a)(2) are being applied to any of the years listed in 2a, list the years here
3a Did the foundation hold more than a 2% direct or indirect interest in any business enterprise at any time during the year?
b If "Yes," did it have excess business holdings in 2006 as a result of (1) any purchase by the foundation or disqualified persons after May 26, 1969, (2) the lapse of the 5-year period (or longer period approved by the Commissioner under section 4943(c)(7)) to dispose of holdings acquired by gift or bequest, or (3) the lapse of the 10-, 15-, or 20-year first phase holding period?
4a Did the foundation invest during the year any amount in a manner that would jeopardize its charitable purposes?
b Did the foundation make any investment in a prior year (but after December 31, 1969) that could jeopardize its charitable purpose that had not been removed from jeopardy before the first day of the tax year beginning in 2006?

Part VII-B Statements Regarding Activities for Which Form 4720 May Be Required *Continued*

5a During the year did the foundation pay or incur any amount to

(1) Carry on propaganda, or otherwise attempt to influence legislation (section 4945(e))? Yes No

(2) Influence the outcome of any specific public election (see section 4955), or to carry on, directly or indirectly, any voter registration drive? Yes No

(3) Provide a grant to an individual for travel, study, or other similar purposes? Yes No

(4) Provide a grant to an organization other than a charitable, etc., organization described in section 509(a)(1), (2), or (3), or section 4940(d)(2)? Yes No

(5) Provide for any purpose other than religious, charitable, scientific, literary, or educational purposes, or for the prevention of cruelty to children or animals? Yes No

b If any answer is "Yes" to 5a(1)-(5), did any of the transactions fail to qualify under the exceptions described in Regulations section 53.4945 or in a current notice regarding disaster assistance (see instructions)? Yes No
 Organizations relying on a current notice regarding disaster assistance check here N/A

c If the answer is "Yes" to question 5a(4), does the foundation claim exemption from the tax because it maintained expenditure responsibility for the grant? Yes No
 If "Yes," attach the statement required by Regulations section 53.4945-5(d). N/A

6a Did the foundation, during the year, receive any funds, directly or indirectly, to pay premiums on a personal benefit contract? Yes No

b Did the foundation, during the year, pay premiums, directly or indirectly, on a personal benefit contract? Yes No
 If you answered "Yes" to 6b, also file Form 8870.

7a At any time during the tax year, was the foundation a party to a prohibited tax shelter transaction? Yes No

b If yes, did the foundation receive any proceeds or have any net income attributable to the transaction? Yes No

Part VIII Information About Officers, Directors, Trustees, Foundation Managers, Highly Paid Employees, and Contractors

1 List all officers, directors, trustees, foundation managers and their compensation.

(a) Name and address	(b) Title, and average hours per week devoted to position	(c) Compensation (If not paid, enter -0-)	(d) Contributions to employee benefit plans and deferred compensation	(e) Expense account, other allowances
SEE STATEMENT 14		155,000.	0.	0.

2 Compensation of five highest-paid employees (other than those included on line 1). If none, enter "NONE."

(a) Name and address of each employee paid more than \$50,000	(b) Title and average hours per week devoted to position	(c) Compensation	(d) Contributions to employee benefit plans and deferred compensation	(e) Expense account, other allowances
NONE				

Total number of other employees paid over \$50,000 0

Part VIII Information About Officers, Directors, Trustees, Foundation Managers, Highly Paid Employees, and Contractors *Continued*

3 Five highest-paid independent contractors for professional services. If none, enter "NONE."

(a) Name and address of each person paid more than \$50,000	(b) Type of service	(c) Compensation
NONE		

Total number of others receiving over \$50,000 for professional services ▶ 0

Part IX-A Summary of Direct Charitable Activities

List the foundation's four largest direct charitable activities during the tax year. Include relevant statistical information such as the number of organizations and other beneficiaries served, conferences convened, research papers produced, etc.	Expenses
1 N/A	
2	
3	
4	

Part IX-B Summary of Program-Related Investments

Describe the two largest program-related investments made by the foundation during the tax year on lines 1 and 2	Amount
1 N/A	
2	
All other program-related investments. See instructions	
Total. Add lines 1 through 3 ▶ 0.	

Form 990-PF (2006)

Part X Minimum Investment Return (All domestic foundations must complete this part. Foreign foundations, see instructions.)

1	Fair market value of assets not used (or held for use) directly in carrying out charitable, etc., purposes		
a	Average monthly fair market value of securities	1a	11,871,984.
b	Average of monthly cash balances	1b	634,827.
c	Fair market value of all other assets	1c	0.
d	Total (add lines 1a, b, and c)	1d	12,506,811.
e	Reduction claimed for blockage or other factors reported on lines 1a and 1c (attach detailed explanation)	1e	0.
2	Acquisition indebtedness applicable to line 1 assets	2	0.
3	Subtract line 2 from line 1d	3	12,506,811.
4	Cash deemed held for charitable activities Enter 1 1/2% of line 3 (for greater amount, see instructions)	4	187,602.
5	Net value of noncharitable-use assets. Subtract line 4 from line 3 Enter here and on Part V, line 4	5	12,319,209.
6	Minimum investment return. Enter 5% of line 5	6	615,960.

Part XI Distributable Amount (see instructions) (Section 4942(j)(3) and (j)(5) private operating foundations and certain foreign organizations check here and do not complete this part)

1	Minimum investment return from Part X, line 6	1	615,960.
2a	Tax on investment income for 2006 from Part VI, line 5	2a	36,036.
b	Income tax for 2006 (This does not include the tax from Part VI)	2b	7,328.
c	Add lines 2a and 2b	2c	43,364.
3	Distributable amount before adjustments Subtract line 2c from line 1	3	572,596.
4	Recoveries of amounts treated as qualifying distributions	4	0.
5	Add lines 3 and 4	5	572,596.
6	Deduction from distributable amount (see instructions)	6	0.
7	Distributable amount as adjusted Subtract line 6 from line 5 Enter here and on Part XIII, line 1	7	572,596.

Part XII Qualifying Distributions (see instructions)

1	Amounts paid (including administrative expenses) to accomplish charitable, etc., purposes		
a	Expenses, contributions, gifts, etc. - total from Part I, column (d), line 26	1a	495,343.
b	Program-related investments - total from Part IX-B	1b	0.
2	Amounts paid to acquire assets used (or held for use) directly in carrying out charitable, etc., purposes	2	
3	Amounts set aside for specific charitable projects that satisfy the		
a	Suitability test (prior IRS approval required)	3a	
b	Cash distribution test (attach the required schedule)	3b	
4	Qualifying distributions. Add lines 1a through 3b Enter here and on Part V, line 8, and Part XIII, line 4	4	495,343.
5	Foundations that qualify under section 4940(e) for the reduced rate of tax on net investment income Enter 1% of Part I, line 27b	5	0.
6	Adjusted qualifying distributions. Subtract line 5 from line 4	6	495,343.

Note: The amount on line 6 will be used in Part V, column (b), in subsequent years when calculating whether the foundation qualifies for the section 4940(e) reduction of tax in those years.

Part XIII Undistributed Income (see instructions)

	(a) Corpus	(b) Years prior to 2005	(c) 2005	(d) 2006
1 Distributable amount for 2006 from Part XI, line 7				572,596.
2 Undistributed income, if any, as of the end of 2005				
a Enter amount for 2005 only			0.	
b Total for prior years		0.		
3 Excess distributions carryover, if any, to 2006				
a From 2001				
b From 2002	153,892.			
c From 2003	17,146.			
d From 2004	52,948.			
e From 2005				
f Total of lines 3a through e	223,986.			
4 Qualifying distributions for 2006 from Part XII, line 4 ▶ \$	495,343.			
a Applied to 2005, but not more than line 2a			0.	
b Applied to undistributed income of prior years (Election required - see instructions)		0.		
c Treated as distributions out of corpus (Election required - see instructions)	0.			
d Applied to 2006 distributable amount				495,343.
e Remaining amount distributed out of corpus	0.			
5 Excess distributions carryover applied to 2006 (If an amount appears in column (d), the same amount must be shown in column (a))	77,253.			77,253.
6 Enter the net total of each column as indicated below:				
a Corpus Add lines 3f, 4c, and 4e Subtract line 5	146,733.			
b Prior years' undistributed income Subtract line 4b from line 2b		0.		
c Enter the amount of prior years' undistributed income for which a notice of deficiency has been issued, or on which the section 4942(a) tax has been previously assessed		0.		
d Subtract line 6c from line 6b Taxable amount - see instructions		0.		
e Undistributed income for 2005 Subtract line 4a from line 2a Taxable amount - see instr			0.	
f Undistributed income for 2006 Subtract lines 4d and 5 from line 1 This amount must be distributed in 2007				0.
7 Amounts treated as distributions out of corpus to satisfy requirements imposed by section 170(b)(1)(E) or 4942(g)(3)	0.			
8 Excess distributions carryover from 2001 not applied on line 5 or line 7	0.			
9 Excess distributions carryover to 2007. Subtract lines 7 and 8 from line 6a	146,733.			
10 Analysis of line 9				
a Excess from 2002	76,639.			
b Excess from 2003	17,146.			
c Excess from 2004	52,948.			
d Excess from 2005				
e Excess from 2006				

Part XIV Private Operating Foundations (see instructions and Part VII-A, question 9) N/A

1 a If the foundation has received a ruling or determination letter that it is a private operating foundation, and the ruling is effective for 2006, enter the date of the ruling ▶

b Check box to indicate whether the foundation is a private operating foundation described in section 4942(j)(3) or 4942(j)(5)

	Tax year		Prior 3 years		(e) Total
	(a) 2006	(b) 2005	(c) 2004	(d) 2003	
2 a Enter the lesser of the adjusted net income from Part I or the minimum investment return from Part X for each year listed					
b 85% of line 2a					
c Qualifying distributions from Part XII, line 4 for each year listed					
d Amounts included in line 2c not used directly for active conduct of exempt activities					
e Qualifying distributions made directly for active conduct of exempt activities					
3 Subtract line 2d from line 2c					
Complete 3a, b, or c for the alternative test relied upon					
a "Assets" alternative test - enter					
(1) Value of all assets					
(2) Value of assets qualifying under section 4942(j)(3)(B)(i)					
b "Endowment" alternative test - enter 2/3 of minimum investment return shown in Part X, line 6 for each year listed					
c "Support" alternative test - enter					
(1) Total support other than gross investment income (interest, dividends, rents, payments on securities loans (section 512(a)(5)), or royalties)					
(2) Support from general public and 5 or more exempt organizations as provided in section 4942(j)(3)(B)(iii)					
(3) Largest amount of support from an exempt organization					
(4) Gross investment income					

Part XV Supplementary Information (Complete this part only if the foundation had \$5,000 or more in assets at any time during the year-see page 28 of the instructions.)

1 **Information Regarding Foundation Managers:**

a List any managers of the foundation who have contributed more than 2% of the total contributions received by the foundation before the close of any tax year (but only if they have contributed more than \$5,000) (See section 507(d)(2))

NONE

b List any managers of the foundation who own 10% or more of the stock of a corporation (or an equally large portion of the ownership of a partnership or other entity) of which the foundation has a 10% or greater interest

NONE

2 **Information Regarding Contribution, Grant, Gift, Loan, Scholarship, etc., Programs:**

Check here if the foundation only makes contributions to preselected charitable organizations and does not accept unsolicited requests for funds. If the foundation makes gifts, grants, etc (see instructions) to individuals or organizations under other conditions, complete items 2a, b, c, and d

a The name, address, and telephone number of the person to whom applications should be addressed

SEE STATEMENT 15

b The form in which applications should be submitted and information and materials they should include

c Any submission deadlines

d Any restrictions or limitations on awards, such as by geographical areas, charitable fields, kinds of institutions, or other factors

Part XVII Information Regarding Transfers To and Transactions and Relationships With Noncharitable Exempt Organizations

- 1 Did the organization directly or indirectly engage in any of the following with any other organization described in section 501(c) of the Code... a Transfers from the reporting foundation to a noncharitable exempt organization of (1) Cash (2) Other assets b Other transactions (1) Sales of assets to a noncharitable exempt organization (2) Purchases of assets from a noncharitable exempt organization (3) Rental of facilities, equipment, or other assets (4) Reimbursement arrangements (5) Loans or loan guarantees (6) Performance of services or membership or fundraising solicitations c Sharing of facilities, equipment, mailing lists, other assets, or paid employees d If the answer to any of the above is "Yes," complete the following schedule...

Table with 4 columns: (a) Line no, (b) Amount involved, (c) Name of noncharitable exempt organization, (d) Description of transfers, transactions, and sharing arrangements. Content is mostly N/A.

2a Is the foundation directly or indirectly affiliated with, or related to, one or more tax-exempt organizations described in section 501(c) of the Code (other than section 501(c)(3)) or in section 527? [] Yes [X] No

Table with 3 columns: (a) Name of organization, (b) Type of organization, (c) Description of relationship. Content is mostly N/A.

Under penalties of perjury, I declare that I have examined this return, including accompanying schedules and statements, and to the best of my knowledge and belief, it is true, correct, and complete. Declaration of preparer (other than taxpayer or fiduciary) is based on all information of which preparer has any knowledge.

Sign Here section containing signature of officer or trustee, preparer's signature (M. D. Skelt), and firm name (FLIELIER, KRUGER & SKEL) with address (221 WEST SIXTH STREET, AUSTIN, TEXAS 78701).

WILLIAM KNOX HOLT FOUNDATION

Part IV Capital Gains and Losses for Tax on Investment Income

(a) List and describe the kind(s) of property sold, e.g., real estate, 2-story brick warehouse, or common stock, 200 shs MLC Co	(b) How acquired P - Purchase D - Donation	(c) Date acquired (mo., day, yr.)	(d) Date sold (mo., day, yr.)
1a STATEMENT A	P	VARIOUS	VARIOUS
b STATEMENT A	P	VARIOUS	VARIOUS
c STATEMENT B	P	VARIOUS	VARIOUS
d STATEMENT B	P	VARIOUS	VARIOUS
e STATEMENT C	P	VARIOUS	VARIOUS
f STATEMENT C	P	VARIOUS	VARIOUS
g STATEMENT D	P	VARIOUS	VARIOUS
h STATEMENT D	P	VARIOUS	VARIOUS
i STATEMENT E	P	VARIOUS	VARIOUS
j STATEMENT E	P	VARIOUS	VARIOUS
k STATEMENT F	P	VARIOUS	VARIOUS
l STATEMENT F	P	VARIOUS	VARIOUS
m AUSTIN CAPITAL MULTI STRATEGY FUND	P	VARIOUS	VARIOUS
n FROM K-1: PEABODY GLOBAL PARTNERS, LP			
o FROM K-1: PEABODY GLOBAL PARTNERS, LP			

(e) Gross sales price	(f) Depreciation allowed (or allowable)	(g) Cost or other basis plus expense of sale	(h) Gain or (loss) (e) plus (f) minus (g)
a 672,554.		662,817.	9,737.
b 2,673,950.		2,494,092.	179,858.
c 459,474.		475,815.	-16,341.
d 1,155,255.		922,408.	232,847.
e 810,185.		744,642.	65,543.
f 595,637.		411,791.	183,846.
g 507,292.		478,193.	29,099.
h 969,694.		734,706.	234,988.
i 2,132,966.		2,111,271.	21,695.
j 220,291.		133,219.	87,072.
k 791,888.		814,671.	-22,783.
l 765,393.		750,118.	15,275.
m 1,791,148.		1,500,000.	291,148.
n			73,349.
o			128,886.

Complete only for assets showing gain in column (h) and owned by the foundation on 12/31/69

(i) FMV as of 12/31/69	(j) Adjusted basis as of 12/31/69	(k) Excess of col (i) over col (j), if any	(l) Losses (from col (h)) Gains (excess of col (h) gain over col (k), but not less than "-0-")
a			9,737.
b			179,858.
c			-16,341.
d			232,847.
e			65,543.
f			183,846.
g			29,099.
h			234,988.
i			21,695.
j			87,072.
k			-22,783.
l			15,275.
m			291,148.
n			73,349.
o			128,886.

2 Capital gain net income or (net capital loss) { If gain, also enter in Part I, line 7 If (loss), enter "-0-" in Part I, line 7 }	2
3 Net short-term capital gain or (loss) as defined in sections 1222(5) and (6) If gain, also enter in Part I, line 8, column (c) If (loss), enter "-0-" in Part I, line 8 }	3

WILLIAM KNOX HOLT FOUNDATION

Part IV Capital Gains and Losses for Tax on Investment Income

(a) List and describe the kind(s) of property sold, e.g., real estate, 2-story brick warehouse, or common stock, 200 shs MLC Co	(b) How acquired P - Purchase D - Donation	(c) Date acquired (mo, day, yr)	(d) Date sold (mo, day, yr)
1a FROM K-1: PEABODY GLOBAL PARTNERS, LP - SEC 1256			
b			
c			
d			
e			
f			
g			
h			
i			
j			
k			
l			
m			
n			
o			

(e) Gross sales price	(f) Depreciation allowed (or allowable)	(g) Cost or other basis plus expense of sale	(h) Gain or (loss) (e) plus (f) minus (g)
a			-5,692.
b			
c			
d			
e			
f			
g			
h			
i			
j			
k			
l			
m			
n			
o			

Complete only for assets showing gain in column (h) and owned by the foundation on 12/31/69			(l) Losses (from col (h)) Gains (excess of col (h) gain over col (k), but not less than "-0-")
(i) FMV as of 12/31/69	(j) Adjusted basis as of 12/31/69	(k) Excess of col (i) over col (j), if any	
a			-5,692.
b			
c			
d			
e			
f			
g			
h			
i			
j			
k			
l			
m			
n			
o			

2 Capital gain net income or (net capital loss) { If gain, also enter in Part I, line 7 If (loss), enter "-0-" in Part I, line 7 }	2	1,508,527.
3 Net short-term capital gain or (loss) as defined in sections 1222(5) and (6) If gain, also enter in Part I, line 8, column (c) If (loss), enter "-0-" in Part I, line 8 }	3	N/A

Realized Gain or (Loss)

Accounting Method First In First Out [FIFO]

STATEMENT A PAGE 1 OF 3

Short Term	Quantity/Par	Acquired/ Opened	Sold/ Closed	Total Proceeds	Cost Basis	Realized Gain or (Loss)
ISHARES TRUST S&P 500 S&P 500 INDEX IVV	18 7323	10/03/05	07/21/06	2,331 31	2,307 63	23 68
ISHARES TRUST S&P 500 S&P 500 INDEX IVV	18.8640	01/03/06	07/21/06	2,347 70	2,364 42	(16 72)
ISHARES TRUST S&P 500 S&P 500 INDEX IVV	18 3594	04/03/06	07/21/06	2,284 90	2,392 78	(107 88)
ISHARES TRUST S&P 500 S&P 500 INDEX IVV	0.8399	06/30/06	07/21/06	104.52	106 93	(2 41)
ISHARES TRUST S&P 500 S&P 500 INDEX IVV	18 4086	06/30/06	07/21/06	2,291 02	2,343 73	(52 71)
OPPENHEIMER REAL ASSET FUND CL Y QRAYX	6,367.8690		07/21/06	52,020 73	52,031.96	(11 23) ²
THIRD AVE REAL ESTATE VALUE FUND TAREX	908 2340		07/21/06	28,806 79	26,638 50	2 168 29
DRIEHAUS EMERGING MARKETS GROWTH FUND DREGX	15,969 3390		07/25/06	507,665 29	500,000.00	7,665 29
LOOMIS SAYLES GLOBAL BD FUND CLASS I LSGBX	1,789 6330		07/25/06	26,985.17	26,343 40	641 77
PIMCO EMERGING MARKETS BOND FUND INST CLASS PEBIX	4,338 2190		07/25/06	47,716 25	48,288.05	(571 80)
Total Short Term				672,553.68	662,817.40	9,736.28

Long Term	Quantity/Par	Acquired/ Opened	Sold/ Closed	Total Proceeds	Cost Basis	Realized Gain or (Loss)
ISHARES TRUST S&P 500 S&P 500 INDEX IVV	500.0000	03/03/03	07/21/06	62,227 01	42,400 00 ^e	19,827 01
ISHARES TRUST S&P 500 S&P 500 INDEX IVV	684.0000	03/03/03	07/21/06	85,126 56	58,003 20 ^e	27,123 36
ISHARES TRUST S&P 500 S&P 500 INDEX IVV	1,000 0000	03/03/03	07/21/06	124,454.03	84,800.00 ^e	39,654 03
ISHARES TRUST S&P 500 S&P 500 INDEX IVV	59 0000	03/21/03	07/21/06	7,342 79	5,210 29 ^e	2,132 50
ISHARES TRUST S&P 500 S&P 500 INDEX IVV	34 0000	07/07/03	07/21/06	4,231 44	3,428 56 ^e	802 88 ¹

Please see "Endnotes for Your Account" section for an explanation of the endnote codes and symbols on this statement

CT7D2901-007768 261724





SCHWAB INSTITUTIONAL

Schwab One® Account of WILLIAM KNOX HOLT FOUNDATION

EIN: 74-6084245

Realized Gain or (Loss) (continued)

Accounting Method First In First Out (FIFO)

STATEMENT A PAGE 2 OF 3

Long Term (continued)	Quantity/Par	Acquired/ Opened	Sold/ Closed	Total Proceeds	Cost Basis	Realized Gain or (Loss)
ISHARES TRUST S&P 500 S&P 500 INDEX IVV	16 0000	10/06/03	07/21/06	1,991 26	1,656 48 ^e	334 78
ISHARES TRUST S&P 500 S&P 500 INDEX IVV	23 0000	10/06/03	07/21/06	2,862 44	2,381 19 ^e	481 25
ISHARES TRUST S&P 500 S&P 500 INDEX IVV	11 0000	12/30/03	07/21/06	1,368 99	1,223 86 ^e	145 13
ISHARES TRUST S&P 500 S&P 500 INDEX IVV	14 0000	04/20/04	07/21/06	1,742 36	1,594 74 ^e	147 62
ISHARES TRUST S&P 500 S&P 500 INDEX IVV	27 0000	07/06/04	07/21/06	3,360 26	3,022 11 ^e	338 15
ISHARES TRUST S&P 500 S&P 500 INDEX IVV	32 0000	08/31/04	07/21/06	3,982 53	3 530 24 ^e	452 29
ISHARES TRUST S&P 500 S&P 500 INDEX IVV	262 0000	08/31/04	07/21/06	32,606 96	28,903 84 ^e	3,703 12
ISHARES TRUST S&P 500 S&P 500 INDEX IVV	400 0000	08/31/04	07/21/06	49,781 62	44,128 00 ^e	5,653 62
ISHARES TRUST S&P 500 S&P 500 INDEX IVV	500 0000	08/31/04	07/21/06	62,227 01	55 160 00 ^e	7,067 01
ISHARES TRUST S&P 500 S&P 500 INDEX IVV	600 0000	08/31/04	07/21/06	74,672 42	66,192 00 ^e	8,480 42
ISHARES TRUST S&P 500 S&P 500 INDEX IVV	38 0000	09/09/04	07/21/06	4,729 25	4 274 24 ^e	455 01
ISHARES TRUST S&P 500 S&P 500 INDEX IVV	47 0000	09/09/04	07/21/06	5,849 34	5,286 56 ^e	562 78
ISHARES TRUST S&P 500 S&P 500 INDEX IVV	200 0000	09/09/04	07/21/06	24,890 80	22 496 00 ^e	2,394 80
ISHARES TRUST S&P 500 S&P 500 INDEX IVV	35 0000	01/03/05	07/21/06	4,355 89	4 214 85	141 04
ISHARES TRUST S&P 500 S&P 500 INDEX IVV	40 1234	01/03/05	07/21/06	4,993 52	4 885 43	108 09
ISHARES TRUST S&P 500 S&P 500 INDEX IVV	16 0000	02/03/05	07/21/06	1,991 26	1,940 51	50 75
ISHARES TRUST S&P 500 S&P 500 INDEX IVV	28 7546	04/04/05	07/21/06	3,578 63	3 362 74	215 89
ISHARES TRUST S&P 500 S&P 500 INDEX IVV	14 7577	06/28/05	07/21/06	1,836 66	1,767 48	69 18
OPPENHEIMER REAL ASSET FUND CL Y GRAYX	60,359 6220		07/21/06	493,092 92	502,139 60	(9,046 68)
THIRD AVE REAL ESTATE VALUE FUND IAREX	18,060 0070		07/21/06	572,815 86	500,000 00	72,815 86
LOOMIS SAYLES GLOBAL BD FUND CLASS I LGBX	33,960 8160		07/25/06	512,081 65	534,605 25	(22,523 60)

Please see "Endnotes for Your Account" section for an explanation of the endnote codes and symbols on this statement

UTD2501 027765 201725



Realized Gain or (Loss) (continued)

Accounting Method: First In First Out (FIFO)

Long Term (continued)	Quantity/Par	Acquired/ Opened	Sold/ Closed	Total Proceeds	Cost Basis	Realized Gain or (Loss)
PIMCO EMERGING MARKETS BOND FUND INST CLASS PEBIX	47,800 1920		07/25/06	525,756.32	507,484.82	18,271.50
Total Long Term				2,673,949.78	2,494,091.99	179,857.79
Total Realized Gain or (Loss)				3,346,503.46	3,156,909.39	189,594.07

Schwab has provided accurate realized gain and loss information wherever possible for most investments. Cost basis data may be incomplete or unavailable for some of your holdings. If all data for a given investment is not available, the investment will not be listed here.

STATEMENT A PAGE 3 OF 3

EIN: 74-6084245

Realized Gain or (Loss)

Accounting Method: First In First Out (FIFO)

Short Term	Quantity/Par	Acquired/ Opened	Sold/ Closed	Total Proceeds	Cost Basis	Realized Gain or (Loss)
AMERICAN INTL GROUP INC AIG	515 0000	05/23/06	07/21/06	30,688.21	31,488.18	(799.97)
ASPEN INSURANCE HOLDINGS** PENDING ENI IS TMENT *- BEST EFFO AHL	1,225 0000	01/18/06	07/21/06	27,644.95	30,006.50	(2,361.55)
AVNET INC AVT	1,630 0000	07/12/06	07/21/06	27,551.53	29,888.66	(2,337.13)
BANK OF AMERICA CORP BAC	640 0000	05/30/06	07/21/06	32,128.03	31,321.98	806.05
BIOMET INCORPORATED BMET	955 0000	07/06/06	07/21/06	29,798.90	30,483.22	(684.32)
CONOCOPHILLIPS COP	460 0000	07/05/06	07/21/06	29,802.48	30,556.28	(753.80)
CORN PRODUCTS INTL INC CPO	1,360 0000	10/28/05	07/21/06	39,302.79	31,378.87	7,923.92
GAP INC GPS	1,740 0000	05/05/06	07/21/06	28,622.12	31,807.20	(3,185.08)
GENERAL ELECTRIC COMPANY GE	920 0000	05/15/06	07/21/06	29,827.50	31,543.86	(1,716.36)
HILTH MGMT ASSOC CL A HMA	1 310 0000	03/10/06	07/21/06	27,234.06	28,623.50	(1,389.44)
I P C HOLDINGS LTD ORD F IPCR	1,100 0000	04/07/06	07/21/06	28,669.40	30,606.95	(1,937.55)
INGERSOLL RAND CO CL A FBERMUDA IR	660 0000	05/15/06	07/21/06	24,264.81	30,759.37	(6,494.56)
KELLWOOD COMPANY COM KWD	1,210 0000	07/29/05	07/21/06	30,612.06	29,016.89	1,595.17
NEW YORK & COMPANY INC NWY	1 230 0000	05/16/06	07/21/06	12,663.69	19,689.84	(7,026.15)
ST JUDE MEDICAL INC STJ	705 0000	06/13/06	07/21/06	24,004.51	22,482.45	1,522.06
ST JUDE MEDICAL INC STJ	150 0000	06/21/06	07/21/06	5,107.34	5,061.00	46.34
XL CAPITAL LTD A SHS F XL	490 0000	05/24/06	07/21/06	31,551.60	31,099.91	451.69
Total Short Term				459,473.98	475,814.66	(16,340.68)

Please see "Endnotes for Your Account" section for an explanation of the endnote codes and symbols on this statement

CT/D2801 002958 162870



EIN: 74-6084245

Realized Gain or (Loss) (continued)

Accounting Method First In First Out [FIFO]

Long Term	Quantity/Par	Acquired/ Opened	Sold/ Closed	Total Proceeds	Cost Basis	Realized Gain or (Loss)
TOO INC TOO	300 0000	08/17/04	06/28/06	11,686 56	4 557 00 e	7,129 56
CHRISTOPHER & BANKS CORP CBK	395 0000	08/17/04	07/03/06	11,555 80	6 351 60 e	5,204 20
ANADARKO PETROLEUM CORP APC	1,020 0000	08/17/04	07/05/06	48,125 59	28,381 50 e	19,744 09
MARATHON OIL CORP MRO	190 0000	08/17/04	07/10/06	16 291 99	6 555 00 e	9,736 99
PAR PHARMACEUTICAL RES PRX	780 0000	11/19/04	07/11/06	11,055 15	30,046 30	(18,991 15)
I C U MEDICAL INC ICU	340 0000	08/17/04	07/19/06	13,974 45	9,146 00 e	4,828 45
MARATHON OIL CORP MRO	90 0000	08/17/04	07/20/06	7,680 34	3,105 00 e	4 575 34
A G C O CORP AG	1,485 0000	08/17/04	07/21/06	34,872 66	29,165 40 e	5,707 26
AGRIUM INC F AGU	2,040 0000	08/17/04	07/21/06	46,082 18	29,131 20 e	16,950 98
ALCOA INC AA	935 0000	08/17/04	07/21/06	27,807 26	29,276 72 e	(1 469 46)
BRISTOL-MYERS SQUIBB CO ODDLOT TENDER OFFER BMY	1,245 0000	08/17/04	07/21/06	31,958 78	28 684 80 e	3,273 98
FIRST DATA CORPORATION FDC	695 0000	08/17/04	07/21/06	29,397 59	29,142 05 e	255 54
HEALTH NET INC HNT	1,160 0000	08/17/04	07/21/06	53,676 19	28,118 40 e	25,557 79
INTL GAME TECHNOLOGY IGT	975 0000	01/27/05	07/21/06	36,772 85	30 234 36	6 538 49
JOHNSON & JOHNSON JNJ	510 0000	08/17/04	07/21/06	31,553 50	28,779 30 e	2,774 20
JPMORGAN CHASE & CO JPM	750 0000	08/17/04	07/21/06	32,512 63	28,440 00 e	4,072 63
LEAPFROG ENTERPRISES INC LF	1,615 0000	08/17/04	07/21/06	16 214 26	28,795 45 e	(12,581 19)
MARATHON OIL CORP MRO	570 0000	08/17/04	07/21/06	48,651 42	19 665 00 e	28,986 42
MORGAN STANLEY MS	585 0000	08/17/04	07/21/06	36,639 18	28,963 35 e	7,675 83
NAUTILUS INC NLS	1,565 0000	08/17/04	07/21/06	19 796 64	29,281 15 e	(9,484 51)
NOKIA CORP SPON ADR F1 ADR REP 1 NOKIA CORPS NOK	2,515 0000	08/17/04	07/21/06	48,915 24	29,274 60 e	19,640 64
PFIZER INCORPORATED ODDLOT OFFER EXP 08/05/0 PFE	960 0000	11/03/04	07/21/06	22,973 53	28,857 60	(5,884 07)

Please see "Endnotes for Your Account" section for an explanation of the endnote codes and symbols on this statement

C17D2801-002968 162871



STATEMENT B PAGE 2 OF 8



000002968000

Realized Gain or (Loss) (continued)

Accounting Method: First In First Out (FIFO)

Long Term (continued)	Quantity/Par	Acquired/ Opened	Sold/ Closed	Total Proceeds	Cost Basis	Realized Gain or (Loss)
REHAB CARE GROUP INC RIIB	1,285 0000	08/17/04	07/21/06	21,968 71	29,488 18 *	(7,519 47)
ST PAUL TRAVELERS COS ODDLOT OFFER STA	730 0000	02/25/05	07/21/06	32,228 51	27,973 31	4,255 20
TALBOTS INC TLB	910 0000	04/11/05	07/21/06	17,780 85	26,579 46	(8,798 61)
TETRA TECH INC NEW TTEK	1,635 0000	08/17/04	07/21/06	25,318 67	27,507 24 *	(2,188 57)
UNIMPROVIDENT CORP UNM	1,825 0000	08/17/04	07/21/06	30,927 87	28,470 00 *	2,457 87
WATSON PHARMACEUTICALS WPI	1,060 0000	08/17/04	07/21/06	22,780 29	29,107 60 *	(6,327 31)
WORTHINGTON INDS INC WOR	1,525 0000	08/17/04	07/21/06	29,452 94	29,792 40 *	(339 46)
Total Long Term				818,651 63	712,869 97	105,781 66

Schwab has provided accurate realized gain and loss information wherever possible for most investments. Cost basis data may be incomplete or unavailable for some of your holdings. If all data for a given investment is not available, the investment will not be listed here.

STATEMENT B PAGE 3 OF 8



Schwab One® Account of
WILLIAM KNOX HOLT FOUNDATION

EIN: 74-6084245

STATEMENT B PAGE 4 OF 8

Realized Gain or (Loss)

Accounting Method First In First Out (FIFO)

Long Term	Quantity/Par	Acquired/ Opened	Sold/ Closed	Total Proceeds	Cost Basis	Realized Gain or (Loss)
WACHOVIA CORP NEW WB	625 0000	08/17/04	05/30/06	33,222.79	28,118.75 ^e	5,104.04
ICHI MEDICAL INC ICIJ	210 0000	08/17/04	06/08/06	8,506.24	5,649.00 ^e	2,857.24
ICHI INC ICI	280 0000	08/17/04	06/13/06	11,208.81	4,253.20 ^e	6,955.61
CHRISTOPHER & BANKS CORP CBK	225 0000	08/17/04	06/16/06	6,477.62	3,618.00 ^e	2,859.62
Total Long Term				59,415.46	41,638.95	17,776.51

Schwab has provided accurate realized gain and loss information wherever possible for most investments. Cost basis data may be incomplete or unavailable for some of your holdings. If all data for a given investment is not available, the investment will not be listed here.

Please see "Endnotes for Your Account" section for an explanation of the endnote codes and symbols on this statement.

© 1602801 002815 162225



DUPLICATE STATEMENT

EIN: 74-6084245

Realized Gain or (Loss)

Accounting Method: First In First Out (FIFO)

Long Term	Quantity/Par	Acquired/ Opened	Sold/ Closed	Total Proceeds	Cost Basis	Realized Gain or (Loss)
ASSURANT INC ** PENDING ENLISTMENT ***- BEST EFFO AIZ	1,125 0000	08/17/04	05/05/06	56,142.75	28,912.50 ^e	27,230.25
BANK OF NEW YORK CO INC BK	990 0000	08/17/04	05/15/06	33,755.09	28,452.60 ^e	5,302.49
TOO INC TOO	1,280 0000	08/17/04	05/17/06	49,073.05	19,443.20 ^e	29,629.85
CHRISTOPHER & BANKS CORP CBK	1,165 0000	08/17/04	05/22/06	29,546.99	18,733.20 ^e	10,813.79
Total Long Term				168,517.88	95,541.50	72,976.38

Schwab has provided accurate realized gain and loss information wherever possible for most investments. Cost basis data may be incomplete or unavailable for some of your holdings. If all data for a given investment is not available, the investment will not be listed here.

Please see 'Endnotes for Your Account' section for an explanation of the endnote codes and symbols on this statement.

L15D2801 002387 135701



STATEMENT B PAGE 5 OF 8

Realized Gain or (Loss)

Accounting Method: First In First Out (FIFO)

Long Term	Quantity/Par	Acquired/ Opened	Sold/ Closed	Total Proceeds	Cost Basis	Realized Gain or (Loss)
ROHM & HAAS CO ROH	730 0000	08/17/04	04/07/06	35,971.54	28,375.10 ^e	7,596.44
Total Long Term				35,971.54	28,375.10	7,596.44

Schwab has provided accurate realized gain and loss information wherever possible for most investments. Cost basis data may be incomplete or unavailable for some of your holdings. If all data for a given investment is not available, the investment will not be listed here.

Please see "Endnotes for Your Account" section for an explanation of the endnote codes and symbols on this statement.

17402801-001903 101910



Schwab
INSTITUTIONAL

Schwab One® Account of
WILLIAM KNOX HOLT FOUNDATION

EIN: 74-6084245

STATEMENT B PAGE 7 OF 8

Realized Gain or (Loss)

Accounting Method
Mutual Funds Average
All Other Securities First In First Out (FIFO)

Long Term	Quantity/Par	Acquired/ Opened	Sold/ Closed	Total Proceeds	Cost Basis	Realized Gain or (Loss)
AMERISOURCEBERGEN CORP ABC	560 0000	03/22/04	03/01/06	25,736.92	14,921.20 ^e	10,815.72
AMERISOURCEBERGEN CORP ABC	540 0000	08/17/04	03/01/06	24,817.74	13,996.80 ^e	10,820.94
Total Long Term				50,554.66	28,918.00	21,636.66

Schwab has provided accurate realized gain and loss information wherever possible for most investments. Cost basis data may be incomplete or unavailable for some of your holdings. If all data for a given investment is not available, the investment will not be listed here.

Please see "Endnotes for Your Account" section for an explanation of the endnote codes and symbols on this statement.

©13D2801 001831 90621

9/18/06

Realized Gain or (Loss)

Accounting Method
Mutual Funds Average
All Other Securities First In First Out (FIFO)

Long Term	Quantity/Pai	Acquired/ Opened	Sold/ Closed	Total Proceeds	Cost Basis	Realized Gain or (Loss)
TCU MEDICAL INC TCU	560 0000	08/17/04	01/23/06	22,143.40	15,064.00 ^a	7,079.40
Total Long Term				22,143.40	15,064.00	7,079.40

Total Realized Gain or (Loss)	1,614,728.55	1,398,222.18	216,506.37
--------------------------------------	---------------------	---------------------	-------------------

Schwab has provided accurate realized gain and loss information wherever possible for most investments. Cost basis data may be incomplete or unavailable for some of your holdings. If all data for a given investment is not available, the investment will not be listed here.

Please see "Endnotes for Your Account" section for an explanation of the endnote codes and symbols on this statement.





Schwab One® Account of
WILLIAM KNOX HOLT FOUNDATION

EIN: 74-6084245

STATEMENT C PAGE 1 OF 48

Realized Gain or (Loss)

Accounting Method: First In First Out (FIFO)

Short Term	Quantity/Pai	Acquired/ Opened	Sold/ Closed	Total Proceeds	Cost Basis	Realized Gain or (Loss)
GRUPO AEROPORT DEL ADR FSPONSORED ADR ASH	37 0000	05/23/06	06/30/06	1 249 45	1 337 55	(88 10)
GRUPO AEROPORTUARIO ADRF** PENDING ENLISTMENT *** BEST EFFO PAC	42 0000	05/23/06	06/30/06	1 337 65	1 386 00	(48 35)
ANGLO AMERN PLC ADR **FWITH STOCK SPLIT SHARES 1 ADR REPS 1 AAUK	55 0000	09/14/05	07/11/06	1 144 71	732 32	412 39

Please see "Footnotes for Your Account" section for an explanation of the endnote codes and symbols on this statement




Realized Gain or (Loss) (continued)

Accounting Method First In First Out [FIFO]

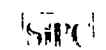
Short Term (continued)	Quantity/Par	Acquired/ Opened	Sold/ Closed	Total Proceeds	Cost Basis	Realized Gain or (Loss)
ANGLO AMERN PLC ADR FWITH STOCK SPLIT SHARES 1 ADR REPS 1 AAUK	221 0000	01/30/06	07/11/06	4,599 64	4 279 67	319 97
GOLD FIELDS LTD NEW ADR FSPONSORED ADR GFI	195 0000	11/18/05	07/11/06	4,676 09	2,967 90	1 708 19
JSC MMC NORILSK ADR FSPONSORED ADR NILSY	23 0000	06/02/06	07/12/06	3,109 50	2 955 50	154 00
JSC MMC NORILSK ADR FSPONSORED ADR NILSY	15 0000	06/22/06	07/12/06	2,027 94	1,585 50	442 44
COMPANHIA VALE DO ADR FSPONSORED ADR RIO	44 0000	09/29/05	07/14/06	968 54	955 68	12 86
COMPANHIA VALE DO ADR FSPONSORED ADR RIO	85 0000	10/10/05	07/14/06	1,871 05	1 745 05	126 00
AMERICA MOVIL SA L ADR FSPONSORED ADR AMX	181 0000	10/31/05	07/21/06	6 088 64	4 747 63	1 341 01
AMERICA MOVIL SA L ADR FSPONSORED ADR AMX	4 0000	11/01/05	07/21/06	134 56	105 44	29 12
ANGLO AMERN PLC ADR FWITH STOCK SPLIT SHARES 1 ADR REPS 1 AAUK	100 0000	01/30/06	07/21/06	1 935 94	1 936 50	(0 56)
ANGLO AMERN PLC ADR FWITH STOCK SPLIT SHARES 1 ADR REPS 1 AAUK	107 0000	01/30/06	07/21/06	2,071 45	2 072 05	(0 60)
ANGLO AMERN PLC ADR FWITH STOCK SPLIT SHARES 1 ADR REPS 1 AAUK	74 0000	02/08/06	07/21/06	1,432 60	1,323 03	109 57
ASA BERMUDA LTD F ASA	47 0000	05/03/06	07/21/06	2,843 41	3 337 00	(493 59)
AU OPTRONICS CORP ADR FSPONSORED ADR AUO	92 0000	05/08/06	07/21/06	1 354 57	1,610 00	(255 43)
BANCO BRADESCO NEW ADR FSPON ADR REP PFD SHS BBD	94 0000	06/30/06	07/21/06	2 841 16	2,934 68	(93 52)

STATEMENT C PAGE 2 OF 48



3000029610321

Please see "Endnotes for Your Account" section for an explanation of the endnote codes and symbols on this statement



Realized Gain or (Loss) (continued)

Accounting Method First In First Out (FIFO)

Short Term (continued)	Quantity/Par	Acquired/ Opened	Sold/ Closed	Total Proceeds	Cost Basis	Realized Gain or (Loss)
BANCO BRADESCO NEW ADR FSPON ADR REP PFD SHS BBD	92 0000	07/20/06	07/21/06	2 780 70	2 791 28	(10 58)
CEMEX SA ADR NEW FSPONSORED ADR 1 ADR REP 10 CX	68 0000	11/21/05	07/21/06	3 862 82	3 888 92	(26 10)
CEMEX SA ADR NEW FSPONSORED ADR 1 ADR REP 10 CX	3 2870	05/05/06	07/21/06	186 73	154 28	32 45
CEMEX SA ADR NEW FSPONSORED ADR 1 ADR REP 10 CX	24 0000	06/15/06	07/21/06	1 363 35	1 291 34	72 01
CENT EUROPE & RUSSIA FD CEE	96 0000	11/09/05	07/21/06	4 330 43	4 259 52	70 91
CENT EUROPE & RUSSIA FD CEE	4 0000	06/15/06	07/21/06	180 43	172 20	8 23
CENT EUROPE & RUSSIA FD CEE	33 0000	06/15/06	07/21/06	1,490 43	1 420 65	69 78
CHINA LIFE INS CO ADR F** PENDING ENLISTMENT **-- BEST EFFO LFC	61 0000	03/17/06	07/21/06	3 920 95	2 806 00	1 114 95
CHINA LIFE INS CO ADR F** PENDING ENLISTMENT **-- BEST EFFO LFC	26 0000	04/05/06	07/21/06	1,671 23	1 367 08	304 15
CHINA MOBILE H K ADR FSPONSORED ADR CHL	103 0000	01/09/06	07/21/06	3,002 36	2 565 75	436 61
CHINA MOBILE H K ADR FSPONSORED ADR CHL	69 0000	02/23/06	07/21/06	2,011 70	1,689 81	321 89
CHINA MOBILE H K ADR FSPONSORED ADR CHL	197 0000	02/23/06	07/21/06	5,742 37	4,824 53	917 84
CHINA MOBILE H K ADR FSPONSORED ADR CHL	87 0000	03/15/06	07/21/06	2,536 49	2,114 10	422 39
CHINA MOBILE H K ADR FSPONSORED ADR CHL	44 0000	04/04/06	07/21/06	1,282 82	1 212 20	70 62
CHINA MOBILE H K ADR FSPONSORED ADR CHL	79 0000	05/10/06	07/21/06	2,303 25	2 324 97	(21 72)

Please see "Endnotes for Your Account" section for an explanation of the endnote codes and symbols on this statement



STATEMENT C PAGE 3 OF 48

Realized Gain or (Loss) (continued)

Accounting Method First In First Out (FIFO)

Short Term (continued)	Quantity/Par	Acquired/ Opened	Sold/ Closed	Total Proceeds	Cost Basis	Realized Gain or (Loss)
CHINA MOBILE H K ADR FSPONSORED ADR CHL	17 0000	07/12/06	07/21/06	495 65	498 53	(2 88)
CHUNGHWA TELECOM CO ADR FSPONSORED ADR CHT	310 0000	09/07/05	07/21/06	5,462 65	5 939 60	(476 95)
CHUNGHWA TELECOM CO ADR FSPONSORED ADR CHT	75 0000	05/08/06	07/21/06	1,321 61	1,700 25	(378 64)
CHUNGHWA TELECOM CO ADR FSPONSORED ADR CHT	58 0000	06/27/06	07/21/06	1,022 04	1,073 58	(51 54)
CNOOC LIMITED ADR FSPONSORED ADR CEO	47 0000	10/31/05	07/21/06	3,858 96	3,087 90	771 06
CNOOC LIMITED ADR FSPONSORED ADR CEO	58 0000	01/20/06	07/21/06	4,762 11	4,767 60	(5 49)
COMPANHIA VALE DO ADR FSPONSORED ADR RIO	73 0000	10/10/05	07/21/06	1,574 71	1,498 69	76 02
COMPANHIA VALE DO ADR FSPONSORED ADR RIO	240 0000	10/26/05	07/21/06	5,177 12	4,838 40	338 72
COMPANHIA VALE DO ADR FSPONSORED ADR RIO	106 0000	11/03/05	07/21/06	2 286 56	2 320 34	(33 78)
COMPANHIA VALE DO ADR FSPONSORED ADR RIO	54 0000	11/17/05	07/21/06	1,164 85	1 167 75	(2 90)
COMPANHIA VALE DO ADR FSPONSORED ADR RIO	42 0000	12/05/05	07/21/06	906 00	932 40	(26 40)
COMPANHIA VALE DO ADR FSPONSORED ADR RIO	86 0000	02/16/06	07/21/06	1,855 14	2 062 28	(207 14)
COMPANHIA VALE DO ADR FSPONSORED ADR RIO	20 0000	03/17/06	07/21/06	431 43	447 90	(16 47)
COMPANHIA VALE DO ADR FSPONSORED ADR RIO	66 0000	04/07/06	07/21/06	1,423 71	1,596 21	(172 50)

STATEMENT C PAGE 4 OF 48



G000029610421

Please see "Endnotes for Your Account" section for an explanation of the endnote codes and symbols on this statement

Realized Gain or (Loss) (continued)

Accounting Method First In First Out (FIFO)

Short Term (continued)	Quantity/Par	Acquired/ Opened	Sold/ Closed	Total Proceeds	Cost Basis	Realized Gain or (Loss)
COMPANHIA VALE DO ADR FSPONSORED ADR RIO	6 0000	04/17/06	07/21/06	129 42	146 16	(16 74)
DR REDDYS LABS ADR FSPONSORED ADR RDY	33 0000	02/02/06	07/21/06	887 67	879 12	8 55
DR REDDYS LABS ADR FSPONSORED ADR RDY	100 0000	02/02/06	07/21/06	2 689 91	2 664 00	25 91
DR REDDYS LABS ADR FSPONSORED ADR RDY	42 0000	02/08/06	07/21/06	1,129 76	1,113 00	16 76
DR REDDYS LABS ADR FSPONSORED ADR RDY	150 0000	02/08/06	07/21/06	4,034 87	3 975 00	59 87
GERDAU SA SPONS ADR FSPONSORED ADR GGB	95 0000	05/09/06	07/21/06	1 352 18	1 650 15	(297 97)
GERDAU SA SPONS ADR FSPONSORED ADR GGB	100 0000	05/09/06	07/21/06	1,423 95	1 737 00	(313 05)
GOLD FIELDS LTD NEW ADRFSPONSORED ADR GFI	24 0000	11/18/05	07/21/06	505 18	365 28	139 90
GOLD FIELDS LTD NEW ADRFSPONSORED ADR GFI	76 0000	12/01/05	07/21/06	1 599 75	1 195 48	404 27
GOLD FIELDS LTD NEW ADRFSPONSORED ADR GFI	124 0000	12/01/05	07/21/06	2 610 11	1,950 52	659 59
GOLD FIELDS LTD NEW ADRFSPONSORED ADR GFI	20 0000	06/06/06	07/21/06	420 99	391 60	29 39
GRUPO AEROPORT DEL ADR FSPONSORED ADR ASR	43 0000	05/23/06	07/21/06	1,326 50	1 554 45	(227 95)
GRUPO AEROPORTUARIO ADRF** PENDING ENLISTMENT *** BEST EFFO PAC	46 0000	05/23/06	07/21/06	1 409 85	1 518 00	(108 15)
GRUPO FINAC GALICIA ADRFSPONSORED ADR GGAL	291 0000	09/09/05	07/21/06	1 655 74	2 435 67	(779 93)

Please see "Endnotes for Your Account" section for an explanation of the endnote codes and symbols on this statement



STATEMENT C PAGE 5 OF 48


Realized Gain or (Loss) (continued)

Accounting Method First In First Out (FIFO)

Short Term (continued)	Quantity/Par	Acquired/ Opened	Sold/ Closed	Total Proceeds	Cost Basis	Realized Gain or (Loss)
INFOSYS TECH SPON ADR FSPONSORED ADR INFY	12 0000	10/04/05	07/21/06	455 38	443 09	12 29
INFOSYS TECH SPON ADR FSPONSORED ADR INFY	29 0000	10/04/05	07/21/06	1,100 51	1 070 80	29 71
INFOSYS TECH SPON ADR FSPONSORED ADR INFY	71 0000	10/04/05	07/21/06	2,694 36	2 621 60	72 76
INFOSYS TECH SPON ADR FSPONSORED ADR INFY	100 0000	10/04/05	07/21/06	3,794 88	3 692 40	102 48
INFOSYS TECH SPON ADR FSPONSORED ADR INFY	18 0000	03/29/06	07/21/06	683 08	670 56	12 52
ISHARES MSCI HK IDX FD HONG KONG INDEX FUND EWH	24 0000	08/03/05	07/21/06	317 99	322 32	(4 33)
ISHARES MSCI HK IDX FD HONG KONG INDEX FUND EWH	36 0000	07/12/06	07/21/06	476 98	480 96	(3 98)
ISHARES MSCI KOREA IDX KOREA INDEX FUND EWY	64 0000	01/10/06	07/21/06	2 752 68	2 982 40	229 72)
ISHARES MSCI KOREA IDX KOREA INDEX FUND EWY	121 0000	07/20/06	07/21/06	5,204 29	5 326 42	,122 13)
ISHARES MSCI MALAYSIA MALAYSIA INDEX FUND EWM	100 0000	03/24/06	07/21/06	727 97	746 00	(18 03)
ISHARES MSCI MALAYSIA MALAYSIA INDEX FUND EWM	100 0000	03/24/06	07/21/06	727 97	746 00	(18 03)
ISHARES MSCI MALAYSIA MALAYSIA INDEX FUND EWM	100 0000	03/24/06	07/21/06	727 97	746 00	(18 03)
ISHARES MSCI MALAYSIA MALAYSIA INDEX FUND EWM	469 0000	03/24/06	07/21/06	3,404 83	3 498 74	(93 91)
ISHARES MSCI MALAYSIA MALAYSIA INDEX FUND EWM	431 0000	04/06/06	07/21/06	3,128 96	3,288 44	(159 48)

Please see "Endnotes for Your Account" section for an explanation of the endnote codes and symbols on this statement

CT7D2801 002961 162693



3000029610521

STATEMENT C PAGE 6 OF 48

Realized Gain or (Loss) (continued)

Accounting Method First In First Out (FIFO)

Short Term (continued)	Quantity/Pai	Acquired/ Opened	Sold/ Closed	Total Proceeds	Cost Basis	Realized Gain or (Loss)
ISHARES MSCI MALAYSIA MALAYSIA INDEX FUND EWM	404 0000	04/24/06	07/21/06	2,932 95	3 114 84	(181 89)
ISHARES MSCI MALAYSIA MALAYSIA INDEX FUND EWM	564 0000	05/11/06	07/21/06	4 094 51	4 528 92	(434 41)
ISHARES MSCI MALAYSIA MALAYSIA INDEX FUND EWM	255 0000	06/22/06	07/21/06	1 851 24	1,838 55	12 69
ISHARES MSCI MALAYSIA MALAYSIA INDEX FUND EWM	405 0000	06/29/06	07/21/06	2 940 22	2 928 15	12 07
ISHARES MSCI TAIWAN INDXTAIWAN INDEX FUND EWT	146 0000	08/03/05	07/21/06	1 719 83	1 842 52	(122 69)
ISHARES MSCI TAIWAN INDXTAIWAN INDEX FUND EWT	391 0000	11/28/05	07/21/06	4 605 84	4 605 98	(0 14)
ISHARES MSCI TAIWAN INDXTAIWAN INDEX FUND EWT	270 0000	01/10/06	07/21/06	3,180 50	3,553 20	(372 70)
ISHARES MSCI TAIWAN INDXTAIWAN INDEX FUND EWT	27 0000	06/06/06	07/21/06	318 04	339 66	(21 62)
ISHARES TRUST INDEX FUNDFTSE XINHUA HK CHINA 25 FXI	55 0000	02/07/06	07/21/06	4 160 07	3 862 65	297 42
ISHARES TRUST INDEX FUNDFTSE XINHUA HK CHINA 25 FXI	143 0000	02/21/06	07/21/06	10 816 19	10 439 00	377 19
KOOKMIN BANK ADR FSPONSORED ADR KB	56 0000	10/31/05	07/21/06	4 516 26	3 239 16	1 277 10
KOOKMIN BANK ADR FSPONSORED ADR KB	119 0000	01/25/06	07/21/06	9 597 05	9,133 25	463 80
KOOKMIN BANK ADR FSPONSORED ADR KB	57 0000	04/27/06	07/21/06	4,596 91	5 212 65	(615 74)
KOOKMIN BANK ADR FSPONSORED ADR KB	10 0000	05/08/06	07/21/06	806 48	984 60	(178 12)

Please see "Footnotes for Your Account" section for an explanation of the endnote codes and symbols on this statement

STATEMENT C PAGE 7 OF 48

Realized Gain or (Loss) (continued)

Accounting Method First In First Out (FIFO)

Short Term (continued)	Quantity/Par	Acquired/ Opened	Sold/ Closed	Total Proceeds	Cost Basis	Realized Gain or (Loss)
KOOKMIN BANK ADR FSPONSORED ADR KB	9 0000	06/26/06	07/21/06	725 82	687 87	37 95
KOOKMIN BANK ADR FSPONSORED ADR KB	9 0000	06/26/06	07/21/06	725 82	687 87	37 95
KOOR INDUSTRIES LTD ADRF1 ADR REP 1/5 ORD KOR	79 0000	07/13/06	07/21/06	766 28	739 44	26 84
KOREA ELEC POWER CP ADRF1 ADR REP 1/2 ORD KEP	355 0000	09/13/05	07/21/06	6,519 02	5,907 20	611 82
KOREA ELEC POWER CP ADRF1 ADR REP 1/2 ORD KEP	135 0000	01/24/06	07/21/06	2,479 06	2 921 40	(442 34)
KOREA ELEC POWER CP ADRF1 ADR REP 1/2 ORD KEP	94 0000	07/03/06	07/21/06	1,726 16	1,788 82	(62 66)
KOREA FUND INCORPORATED TENDER OFFER KF	27 0000	07/03/06	07/21/06	926 61	987 93	(61 32)
L G PHILIPS LCD CO ADR F** PENDING ENLISTMENT ** LPL	29 0000	11/04/05	07/21/06	496 52	572 57	(76 05)
L G PHILIPS LCD CO ADR F** PENDING ENLISTMENT ** LPL	288 0000	01/25/06	07/21/06	4,930 98	6 281 28	(1,350 30)
L G PHILIPS LCD CO ADR F** PENDING ENLISTMENT ** LPL	192.0000	02/01/06	07/21/06	3,287 32	4,377 60	(1 090 28)
L G PHILIPS LCD CO ADR F** PENDING ENLISTMENT ** LPL	137 0000	07/03/06	07/21/06	2,345 65	2 467 37	(121 72)
LUKOIL OIL CO SPON ADR FSPONSORED ADR 1 ADR REP 4 LUKOY	43 0000	10/11/05	07/21/06	3 525 90	2 485 40	1 040 50
MOBILE TELESYSTEMS ADR FSPONSORED ADR MBT	99 0000	01/11/06	07/21/06	2,802 60	3,653 10	(850 50)
MOBILE TELESYSTEMS ADR FSPONSORED ADR MBT	22 0000	04/03/06	07/21/06	622 79	730 40	(107 61)

STATEMENT C PAGE 8 OF 48



G000029610621

Please see "Endnotes for Your Account" section for an explanation of the endnote codes and symbols on this statement

Realized Gain or (Loss) (continued)

Accounting Method First In First Out (FIFO)

Short Term (continued)	Quantity/Par	Acquired/ Opened	Sold/ Closed	Total Proceeds	Cost Basis	Realized Gain or (Loss)
MOBILE TELESYSTEMS ADR FSPONSORED ADR MBT	101 0000	04/03/06	07/21/06	2 859 22	3 353 20	(493 98)
MOBILE TELESYSTEMS ADR FSPONSORED ADR MBT	2 0000	06/06/06	07/21/06	56 62	57 92	(1 30)
OAO GAZPROM SPON ADR FSPONSORED ADR 1 ADR REP 4 OGZPY	161 0000	05/23/06	07/21/06	6 359 30	6 440 00	(80 70)
OAO GAZPROM SPON ADR FSPONSORED ADR 1 ADR REP 4 OGZPY	84 0000	05/26/06	07/21/06	3 317 90	3 679 20	(361 30)
OAO GAZPROM SPON ADR FSPONSORED ADR 1 ADR REP 4 OGZPY	2 0000	05/30/06	07/21/06	79 00	86 00	(7 00)
OPEN JOINT STOCK CO ADRFVIMPEL-COMMUNICATIONS VIP	129 0000	06/26/06	07/21/06	5 675 30	5 467 02	208 28
ORMAT TECHNOLOGIES INC ** PENDING ENLISTMENT *** BEST EFFO ORA	186 0000	04/11/06	07/21/06	6 430 19	6 598 82	(168 63)
ORMAT TECHNOLOGIES INC ** PENDING ENLISTMENT *** BEST EFFO ORA	48 0000	05/03/06	07/21/06	1 659 41	1 717 71	(58 30)
PETROCHINA CO ADR FSPONSORED ADR PTR	14 0000	09/01/05	07/21/06	1 510 41	1 164 71	345 70
PETROCHINA CO ADR FSPONSORED ADR PTR	41 0000	09/09/05	07/21/06	4 423 35	3 310 34	1 113 01
PETROCHINA CO ADR FSPONSORED ADR PTR	38 0000	09/20/05	07/21/06	4 099 70	3 108 40	991 30
PETROLEO BRASILEIRO ADRFSA PETROBRAS SPON ADR PBRA	36 0000	08/19/05	07/21/06	2 757 15	1 797 48	959 67
PETROLEO BRASILEIRO ADRFSA PETROBRAS SPON ADR PRRA	14 0000	08/22/05	07/21/06	1 072 23	715 12	357 11
PETROLEO BRASILEIRO ADRFSA PETROBRAS SPON ADR PBRA	58 0000	11/28/05	07/21/06	4 442 08	3 613 98	828 10

STATEMENT C PAGE 9 OF 48

Please see "Endnotes for Your Account" section for an explanation of the endnote codes and symbols on this statement

CT7D2801 002961 162696



Realized Gain or (Loss) (continued)

Accounting Method First In First Out (FIFO)

Short Term (continued)	Quantity/Par	Acquired/ Opened	Sold/ Closed	Total Proceeds	Cost Basis	Realized Gain or (Loss)
PETROLEO BRASILEIRO ADRFSA PETROBRAS SPON ADR PBRA	31 0000	01/26/06	07/21/06	2,374 22	2 508 83	(134 61)
PETROLEO BRASILEIRO ADRFSA PETROBRAS SPON ADR PBRA	24 0000	04/07/06	07/21/06	1,838 10	1 946 64	(108 54)
PETROLEO BRASILEIRO ADRFSA PETROBRAS SPON ADR PBRA	1 0000	04/17/06	07/21/06	76 59	82 42	(5 83)
PETROLEO BRASILEIRO ADRFSA PETROBRAS SPON ADR PBRA	29 0000	05/25/06	07/21/06	2 221 03	2,116 42	104 61
S K TELECOM LTD ADR FSPONSORED ADR SKM	18 0000	11/28/05	07/21/06	405 96	368 82	37 14
S K TELECOM LTD ADR FSPONSORED ADR SKM	689 0000	01/24/06	07/21/06	15 539 23	15 543 84	(4 61)
S K TELECOM LTD ADR FSPONSORED ADR SKM	40 0000	07/03/06	07/21/06	902 13	941 97	(39 84)
SILICONWARE SPON ADR FSPONSORED ADR 2000 SPIL	268.0000	05/09/06	07/21/06	1,406 96	1,920 49	(513 53)
SURGUTNEFTEGAZ ADR FSPONSORED ADR SGTZY	98 0000	01/19/06	07/21/06	7,085 18	6 311 20	773 98
SURGUTNEFTEGAZ ADR FSPONSORED ADR SGTZY	54 0000	01/30/06	07/21/06	3,904 08	3 788 10	115 98
TAIWAN SEMICONDUCTR ADRFSPONSORED ADR TSM	77 0000	11/04/05	07/21/06	620 60	656 81	(36 21)
TAIWAN SEMICONDUCTR ADRFSPONSORED ADR TSM	382 0000	01/27/06	07/21/06	3,078 82	4,137 06	(1 058 24)
TAIWAN SEMICONDUCTR ADRFSPONSORED ADR TSM	199 0000	05/08/06	07/21/06	1 603 89	2 234 77	(630 88)
TAIWAN SEMICONDUCTR ADRFSPONSORED ADR TSM	51 0136	06/20/06	07/21/06	411 16	652 15	(240 99)

STATEMENT C PAGE 10 OF 48



3000029610721

Please see "Endnotes for Your Account" section for an explanation of the endnote codes and symbols on this statement

Realized Gain or (Loss) (continued)

Accounting Method First In First Out [FIFO]

Short Term (continued)	Quantity/Pai	Acquired/ Opened	Sold/ Closed	Total Proceeds	Cost Basis	Realized Gain or (Loss)
TAM S A ADR FSPONSORED ADR 1 ADR REPS 1 TAM	35 0000	05/26/06	07/21/06	866 92	804 65	62 27
TAM S A ADR FSPONSORED ADR 1 ADR REPS 1 TAM	100 0000	05/26/06	07/21/06	2 476 92	2 299 00	177 92
TAM S A ADR FSPONSORED ADR 1 ADR REPS 1 TAM	16 0000	07/07/06	07/21/06	396 30	432 13	(35 83)
TAM S A ADR FSPONSORED ADR 1 ADR REPS 1 TAM	65 0000	07/07/06	07/21/06	1 610 00	1 755 55	(145 55)
TELE NORTE LESTE ADR FSPONSORED ADR TNE	112 0000	10/31/05	07/21/06	1 387 19	1 960 00	(572 81)
TELE NORTE LESTE ADR FSPONSORED ADR TNE	148 0000	11/09/05	07/21/06	1.833 07	2 700 23	(867 16)
TEI E NORTE LESTE ADR FSPONSORED ADR TNE	156 0000	03/21/06	07/21/06	1 932 16	2 678 52	(746 36)
TELE NORTE LESTE ADR FSPONSORED ADR TNE	128 0000	04/26/06	07/21/06	1 585 36	2 195 20	(609 84)
TELE NORTE LESTE ADR FSPONSORED ADR TNE	134 0000	06/20/06	07/21/06	1 659 67	1 632 12	27 55
TENARIS S A ADR FSPONSORED ADR TS	90 0000	05/19/06	07/21/06	3,277 70	3,177 00	100 70
TENARIS S A ADR FSPONSORED ADR TS	28 0000	05/25/06	07/21/06	1,019 73	1 030 68	(10 95)
TENARIS S A ADR FSPONSORED ADR TS	32 0000	07/13/06	07/21/06	1,165 40	1,191 26	(25 86)
TEVA PHARM INDS LTD ADRFWITH STOCK SPLIT SHARES TEVA	37 0000	01/17/06	07/21/06	1,098 12	1 585 45	(487 33)
TEVA PHARM INDS LTD ADRFWITH STOCK SPLIT SHARES TEVA	63 0000	01/26/06	07/21/06	1,869 78	2 596 23	(726 45)
TEVA PHARM INDS LTD ADRFWITH STOCK SPLIT SHARES TEVA	92 0000	01/26/06	07/21/06	2,730 47	3 791 32	(1,060 85)


STATEMENT C PAGE 11 OF 48

Please see "Endnotes for Your Account" section for an explanation of the endnote codes and symbols on this statement

Realized Gain or (Loss) (continued)

Accounting Method First In First Out (FIFO)

Short Term (continued)	Quantity/Pai	Acquired/ Opened	Sold/ Closed	Total Proceeds	Cost Basis	Realized Gain or (Loss)
TEVA PHARM INDS LTD ADRFWITH STOCK SPLIT SHARES TEVA	8 0000	01/30/06	07/21/06	237 43	335 17	(97 74)
TEVA PHARM INDS LTD ADRFWITH STOCK SPLIT SHARES TEVA	12 0000	01/30/06	07/21/06	356 15	502 75	(146 60)
TEVA PHARM INDS LTD ADRFWITH STOCK SPLIT SHARES TEVA	69 0000	04/04/06	07/21/06	2,047 85	2 904 14	(856 29)
TEVA PHARM INDS LTD ADRFWITH STOCK SPLIT SHARES TEVA	40 0000	04/21/06	07/21/06	1,187 16	1 585 60	(398 44)
TIM PARTICIPACOES ADR FSPONSORED ADR TSU	110 0000	05/26/06	07/21/06	2.872 23	2 979 88	(107 65)
TURKCELL ILETSM NEW ADRFSPONSORED ADR TKC	167 9298	09/06/05	07/21/06	1,738 36	1,946 78	(208 42)
TURKCELL ILETSM NEW ADRFSPONSORED ADR TKC	34 3956	11/02/05	07/21/06	356 05	405 71	(49 66)
TURKCELL ILETSM NEW ADRFSPONSORED ADR TKC	10 6745	11/09/05	07/21/06	110 50	129 96	(19 46)
UNIBANCO UNIAO BNCS GDRFBRASILEIROS S A GDR UBB	86 0000	04/04/06	07/21/06	5 355 91	6 684 78	(1 328 87)
UTD MICROELECTRS CP ADRFSPONSORED ADR UMC	169.0000	11/02/05	07/21/06	485 01	498 55	(13 54)
UTD MICROELECTRS CP ADRFSPONSORED ADR UMC	425 0000	12/27/05	07/21/06	1 219 71	1,389 75	(170 04)
UTD MICROELECTRS CP ADRFSPONSORED ADR UMC	466 0000	07/20/06	07/21/06	1 337 37	1 384 02	(46 65)
ISHARES MSCI KOREA IDX KOREA INDEX FUND EWY	454 0000	07/24/06	07/25/06	20 193 30	20 103 12	90 18



G000029610821

STATEMENT C PAGE 12 OF 48

Please see "Endnotes for Your Account" section for an explanation of the endnote codes and symbols on this statement



charles SCHWAB
INSTITUTIONAL

Schwab One® Account of
WILLIAM KNOX HOLT FOUNDATION

EIN: 74-6084245

Realized Gain or (Loss) (continued)

Accounting Method First In First Out [FIFO]

Short Term (continued)	Quantity/Par	Acquired/ Opened	Sold/ Closed	Total Proceeds	Cost Basis	Realized Gain or (Loss)
POLYUS GOLD ADR FSPONSORED ADR 1 ADR REP 1 OPYGY	7 0000	01/03/06	07/25/06	299 24	0 00	299 24
Total Short Term				392,400.72	393,947.07	(1,546.35)

Long Term	Quantity/Par	Acquired/ Opened	Sold/ Closed	Total Proceeds	Cost Basis	Realized Gain or (Loss)
TAIWAN SEMICONDUCTR ADR FSPONSORED ADR TSM	0 0136	04/26/05	06/20/06	0 12	0 11	0 01
SASOL LIMITED SPON ADR FSPONSORED ADR SSL	30 0000	02/03/05	07/14/06	1 095 26	638 10	457 16
AU OPTRONICS CORP ADR FSPONSORED ADR AUO	275 7400	11/02/04	07/21/06	4 059 86	2 605 62	1 454 24
AU OPTRONICS CORP ADR FSPONSORED ADR AUO	15 2600	04/28/05	07/21/06	224 68	226 10	(1 42)
BANCO ITAU HLDG FIN ADR FSPONSORED ADR ITU	86 0000	05/26/04	07/21/06	2 426 50	688 83 e	1 737 67
BANCO ITAU HLDG FIN ADR FSPONSORED ADR ITU	25 0000	07/29/04	07/21/06	705 38	231 55 e	473 83
BANCO ITAU HLDG FIN ADR FSPONSORED ADR ITU	50 0000	04/21/05	07/21/06	1 410 76	822 00	588 76
BANCO ITAU HLDG FIN ADR FSPONSORED ADR ITU	50 0000	04/26/05	07/21/06	1 410 76	856 50	554 26
BANCO ITAU HLDG FIN ADR FSPONSORED ADR ITU	5 0000	04/28/05	07/21/06	141 07	87 80	53 27
CEMEX SA ADR NEW FSPONSORED ADR 1 ADR REP 10 CX	31 7129	06/01/05	07/21/06	1,801 49	1 234 58	566 91

Please see "Footnotes for Your Account" section for an explanation of the endnote codes and symbols on this statement



STATEMENT
PAGE 13 OF 48



Schwab One® Account of
WILLIAM KNOX HOLT FOUNDATION


EIN: 74-6084245

Realized Gain or (Loss) (continued)

Accounting Method First In First Out (FIFO)

Long Term (continued)	Quantity/Par	Acquired/ Opened	Sold/ Closed	Total Proceeds	Cost Basis	Realized Gain or (Loss)
CHUNGHWA TELECOM CO ADR FSPONSORED ADR CHT	161 0000	10/26/04	07/21/06	2 837 05	2 947 91	(110 86)
CHUNGHWA TELECOM CO ADR FSPONSORED ADR CHT	40 0000	11/02/04	07/21/06	704 86	758 00	(53 14)
CHUNGHWA TELECOM CO ADR FSPONSORED ADR CHT	20 0000	11/16/04	07/21/06	352 43	386 60	(34 17)
CHUNGHWA TELECOM CO ADR FSPONSORED ADR CHT	110 0000	04/21/05	07/21/06	1,938 36	2 235 20	(296 84)
CHUNGHWA TELECOM CO ADR FSPONSORED ADR CHT	123 0000	04/28/05	07/21/06	2 167 44	2 460 00	(292 56)
GRUPO FINAC GALICIA ADR FSPONSORED ADR GGAL	301 0000	04/21/05	07/21/06	1,712 63	2,213 85	(501 22)
ISHARES MSCI HK IDX FD HONG KONG INDEX FUND EWH	11 0000	11/02/04	07/21/06	145 75	125 29	20 46
ISHARES MSCI HK IDX FD HONG KONG INDEX FUND EWH	100 0000	11/29/04	07/21/06	1 324 96	1 212 00	112 96
ISHARES MSCI HK IDX FD HONG KONG INDEX FUND EWH	100 0000	12/03/04	07/21/06	1,324 96	1,223 00	101 96
ISHARES MSCI HK IDX FD HONG KONG INDEX FUND EWH	40 0000	04/21/05	07/21/06	529 98	471 20	58 78
ISHARES MSCI HK IDX FD HONG KONG INDEX FUND EWH	124 0000	04/28/05	07/21/06	1 642 95	1 474 36	168 59
ISHARES MSCI KOREA IDX KOREA INDEX FUND EWY	15 0000	04/21/05	07/21/06	645 16	472 65	172 51
ISHARES MSCI KOREA IDX KOREA INDEX FUND EWY	131 0000	04/28/05	07/21/06	5 634 40	3,987 64	1 646 76
ISHARES MSCI KOREA IDX KOREA INDEX FUND EWY	51 0000	06/06/05	07/21/06	2,193 54	1,653 93	539 61

STATEMENT C PAGE 14 OF 48



3000029610921

Please see "Endnotes for Your Account" section for an explanation of the endnote codes and symbols on this statement





Schwab One® Account of
WILLIAM KNOX HOLT FOUNDATION

EIN: 74-6084245

Realized Gain or (Loss) (continued)

Accounting Method: First In First Out (FIFO)

STATEMENT C PAGE 15 OF 48

Long Term (continued)	Quantity/Par	Acquired/ Opened	Sold/ Closed	Total Proceeds	Cost Basis	Realized Gain or (Loss)
ISHARES MSCI TAIWAN INDXTAIWAN INDEX FUND EWT	36 0000	11/03/04	07/21/06	424 43	402 48	21 95
ISHARES MSCI TAIWAN INDXTAIWAN INDEX FUND EWT	100 0000	11/03/04	07/21/06	1 178 96	1 118 00	60 96
ISHARES MSCI TAIWAN INDXTAIWAN INDEX FUND EWT	136 0000	11/29/04	07/21/06	1,603 39	1,528 64	74 75
ISHARES MSCI TAIWAN INDXTAIWAN INDEX FUND EWT	264 0000	11/29/04	07/21/06	2 112 46	2,967 36	145 10
ISHARES MSCI TAIWAN INDXTAIWAN INDEX FUND EWT	164 0000	04/21/05	07/21/06	1 933 50	1,828 60	104 90
ISHARES MSCI TAIWAN INDXTAIWAN INDEX FUND EWT	386 0000	04/21/05	07/21/06	4 550 80	4 303 90	246 90
ISHARES MSCI TAIWAN INDXTAIWAN INDEX FUND EWT	30 0000	04/28/05	07/21/06	353 39	339 00	14 39
ISHARES MSCI TAIWAN INDXTAIWAN INDEX FUND EWT	314 0000	04/28/05	07/21/06	3 701 94	3 548 20	153 74
ISHARES MSCI TAIWAN INDXTAIWAN INDEX FUND EWT	38 0000	06/06/05	07/21/06	447 63	458 28	(10 65)
ISHARES MSCI TAIWAN INDXTAIWAN INDEX FUND EWT	770 0000	06/06/05	07/21/06	9 070 32	9,286 20	(215 88)
KOOKMIN BANK ADR FSPONSORED ADR KB	49 0000	06/15/05	07/21/06	3 951 73	2 227 05	1 724 68
KOOKMIN BANK ADR FSPONSORED ADR KB	100 0000	06/15/05	07/21/06	8,064 75	4 545 00	3,519 75
KOOR INDUSTRIES LTD ADRF1 ADR REP 1/5 ORD KOR	11 0000	01/27/05	07/21/06	106 81	119 35	(12 54)
KOOR INDUSTRIES LTD ADRF1 ADR REP 1/5 ORD KOR	100 0000	01/27/05	07/21/06	969 97	1 085 00	(115 03)

Please see "Footnotes for Your Account" section for an explanation of the endnote codes and symbols on this statement

C17102801 002961 162702



Realized Gain or (Loss) (continued)

Accounting Method First In First Out (FIFO)

Long Term (continued)	Quantity/Par	Acquired/ Opened	Sold/ Closed	Total Proceeds	Cost Basis	Realized Gain or (Loss)
KOOR INDUSTRIES LTD ADRF1 ADR REP 1/5 ORD KOR	20 0000	04/21/05	07/21/06	194 19	233 60	(39 41)
KOOR INDUSTRIES LTD ADRF1 ADR REP 1/5 ORD KOR	21 0000	04/28/05	07/21/06	203 69	242 97	(39 28)
KOOR INDUSTRIES LTD ADRF1 ADR REP 1/5 ORD KOR	151 0000	04/28/05	07/21/06	1 466 16	1 747 07	(280 91)
KOREA ELEC POWER CP ADRF1 ADR REP 1/2 ORD KEP	31 0000	07/15/05	07/21/06	569 27	488 87	80 40
KOREA FUND INCORPORATED TENDER OFFER KF	98 0000	01/25/05	07/21/06	3,363 26	2 421 14	942 12
KOREA FUND INCORPORATED TENDER OFFER KF	200 0000	04/21/05	07/21/06	6 863 79	5,162 46	1,701 33
KOREA FUND INCORPORATED TENDER OFFER KF	156 0000	04/28/05	07/21/06	5 353 75	3 943 68	1 410 07
LUKOIL OIL CO SPON ADR FSPONSORED ADR 1 ADR REP 4 LUKOY	73 0000	04/28/05	07/21/06	5,985 81	2,489 30	3 496 51
LUKOIL OIL CO SPON ADR FSPONSORED ADR 1 ADR REP 4 LUKOY	77 0000	07/07/05	07/21/06	6,313 80	2 995 30	3 318 50
PETROLEO BRASILEIRO ADRFSA PETROBRAS SPON ADR PBRA	48 0000	04/21/05	07/21/06	3,676 21	1,790 40	1 885 81
PETROLEO BRASILEIRO ADRFSA PETROBRAS SPON ADR PBRA	55 0000	04/28/05	07/21/06	4,212 32	2 005 30	2,207 02
PETROLEO BRASILEIRO ADRFSA PETROBRAS SPON ADR PBRA	31 0000	05/06/05	07/21/06	2 374 22	1 245 58	1 128 64
PETROLEO BRASILEIRO ADRFSA PETROBRAS SPON ADR PBRA	40 0000	06/03/05	07/21/06	3 063 51	1 702 40	1 361 11
SASOL LIMITED SPON ADR FSPONSORED ADR. SSL	138 0000	02/03/05	07/21/06	4 767 75	2 935 26	1 832 49

Please see "Endnotes for Your Account" section for an explanation of the endnote codes and symbols on this statement

LT7D2801 002961 162703



G000029611021

STATEMENT C PAGE 16 OF 48

charles SCHWAB
INSTITUTIONAL

Schwab One® Account of
WILLIAM KNOX HOLT FOUNDATION

EIN: 74-6084245

Realized Gain or (Loss) (continued)

Accounting Method First In First Out [FIFO]

Long Term (continued)	Quantity/Par	Acquired/ Opened	Sold/ Closed	Total Proceeds	Cost Basis	Realized Gain or (Loss)
SASOL LIMITED SPON ADR FSPONSORED ADR SSL	62 0000	04/21/05	07/21/06	2 142 03	1 470 02	672 01
SASOL LIMITED SPON ADR FSPONSORED ADR SSL	78 0000	04/21/05	07/21/06	2 692 47	1,849 38	843 09
SASOL LIMITED SPON ADR FSPONSORED ADR SSL	22 0000	04/28/05	07/21/06	759 42	502 70	256 72
SASOL LIMITED SPON ADR FSPONSORED ADR SSL	85 0000	04/28/05	07/21/06	2 933 25	1,942 25	991 00
SATYAM COMPUTER SVC ADRFSPONSORED ADR SAY	35 0000	04/25/05	07/21/06	1,120 66	795 55	325 11
SATYAM COMPUTER SVC ADRFSPONSORED ADR SAY	101 0000	04/28/05	07/21/06	3,233 92	2 188 67	1 045 25
SILICONWARE SPON ADR FSPONSORED ADR 2000 SPIL	831 0000	05/02/05	07/21/06	4 362 61	3 401 46	961 15
TAIWAN GREATER CHINA FD SH BEN INT TDR OFFER EX TFC	742 0000	10/26/04	07/21/06	3,850 86	3,178 95	671 91
TAIWAN GREATER CHINA FD SH BEN INT TDR OFFER EX TFC	310 0000	11/02/04	07/21/06	1 608 85	1 345 40	263 45
TAIWAN GREATER CHINA FD SH BEN INT TDR OFFER EX TFC	450 0000	04/21/05	07/21/06	2 335 43	2,106 00	229 43
TAIWAN GREATER CHINA FD SH BEN INT TDR OFFER EX TFC	288 0000	04/28/05	07/21/06	1,494 67	1 350 72	143 95
TAIWAN SEMICONDUCTR ADRFSPONSORED ADR TSM	437 1380	04/26/05	07/21/06	3 523 22	3 538 75	(15 53)
TAIWAN SEMICONDUCTR ADRFSPONSORED ADR TSM	115 4996	04/27/05	07/21/06	930 90	939 40	(8 50)
TAIWAN SEMICONDUCTR ADRFSPONSORED ADR TSM	490 3486	05/13/05	07/21/06	3 952 09	4 212 34	(260 25)

Please see "Endnotes for Your Account" section for an explanation of the endnote codes and symbols on this statement



STATEMENT C PAGE 17 OF 48

Realized Gain or (Loss) (continued)

Accounting Method First In First Out (FIFO)

Long Term (continued)	Quantity/Par	Acquired/ Opened	Sold/ Closed	Total Proceeds	Cost Basis	Realized Gain or (Loss)
THAI FUND INC TTF	387 0000	10/27/04	07/21/06	3 250 70	3 236 17	14 53
THAI FUND INC TTF	77 0000	11/02/04	07/21/06	645 24	652 96	(7 72)
THAI FUND INC TTF	113 0000	11/02/04	07/21/06	949 17	958 24	(9 07)
THAI FUND INC TTF	60 0000	11/16/04	07/21/06	502 78	536 40	(33 62)
THAI FUND INC TTF	63 0000	11/29/04	07/21/06	527 92	557 55	(29 63)
THAI FUND INC TTF	337 0000	11/29/04	07/21/06	2,810 49	2 982 45	(171 96)
THAI FUND INC TTF	520 0000	04/21/05	07/21/06	4,336 67	5 054 40	(717 73)
UTD MICROELECTRS CP ADRFSPONSORED ADR UMC	328 0240	11/29/04	07/21/06	941 40	1 052 84	(111 44)
UTD MICROELECTRS CP ADRFSPONSORED ADR UMC	176 4681	12/14/04	07/21/06	506 45	545 60	(39 15)
UTD MICROELECTRS CP ADRFSPONSORED ADR UMC	220 5852	12/28/04	07/21/06	633 06	680 00	(46 94)
UTD MICROELECTRS CP ADRFSPONSORED ADR UMC	871 3115	04/21/05	07/21/06	2 500 59	2 543 80	(43 21)
UTD MICROELECTRS CP ADRFSPONSORED ADR UMC	247 0554	04/28/05	07/21/06	709 03	728 00	(18 97)
UTD MICROELECTRS CP ADRFSPONSORED ADR UMC	1,302 5556	05/13/05	07/21/06	3 738 22	4,062 64	(324 42)
POLYUS GOLD ARD FSPONSORED ADR 1 ADR REP 1 OPYGY	6 0000	04/28/05	07/25/06	256 49	0 00	256 49
POLYUS GOLD ARD FSPONSORED ADR 1 ADR REP 1 OPYGY	76 0000	07/07/05	07/25/06	3 248 90	0 00	3 248 90

STATEMENT C PAGE 18 OF 48



6000029611121

Please see "Endnotes for Your Account" section for an explanation of the endnote codes and symbols on this statement



Charles SCHWAB
INSTITUTIONAL

Schwab One® Account of
WILLIAM KNOX HOLT FOUNDATION

EIN: 74-6084245

Realized Gain or (Loss) (continued)

Accounting Method: First In First Out (FIFO)

Long Term (continued)	Quantity/Par	Acquired/ Opened	Sold/ Closed	Total Proceeds	Cost Basis	Realized Gain or (Loss)
POIYUS GOLD ADR 1 ADR REP 1 OPGY	30 0000	07/11/05	07/25/06	1,282.46	0.00	1,282.46
Total Long Term				186,088.11	144,585.85	41,502.26

Schwab has provided accurate realized gain and loss information wherever possible for most investments. Cost basis data may be incomplete or unavailable for some of your holdings. If all data for a given investment is not available, the investment will not be listed here.

Realized Gain or (Loss)

Accounting Method: First In First Out (FIFO)

Short Term	Quantity/Par	Acquired/ Opened	Sold/ Closed	Total Proceeds	Cost Basis	Realized Gain or (Loss)
CEMEX SA ADR NEW FSPONSORED ADR 1 ADR REP 10 CX	0.2870	06/01/05	05/05/06	15.08	11.18	3.90
S K TELECOM LTD ADR FSPONSORED ADR SKM	84.0000	11/28/05	05/26/06	2,137.73	1,721.16	416.57
TEVA PHARM INDS LTD ADRFWITH STOCK SPLIT SHARES TEVA	70.0000	01/17/06	05/26/06	2,575.92	2,999.50	(423.58)

Please see 'Endnotes for Your Account' section for an explanation of the endnote codes and symbols on this statement

UT612R01 002R08 162052



Realized Gain or (Loss) (continued)

Accounting Method First In First Out [FIFO]

Short Term (continued)	Quantity/Par	Acquired/ Opened	Sold/ Closed	Total Proceeds	Cost Basis	Realized Gain or (Loss)
CEMEX SA ADR NEW FSPONSORED ADR 1 ADR REP 10 CX	16 0000	06/01/05	05/31/06	911 97	622 88	289 09
ANGLO AMERN PLC ADR FWITH STOCK SPLIT SHARES 1 ADR REPS 1 AAUK	37.0000	09/14/05	06/09/06	662 05	492 65	169 40
BRASIL TELECOM PART ADRFSPONSORED ADR BRP	79 0000	11/09/05	06/13/06	2,387 30	3 208 19	(820 89)
ANGLO AMERN PLC ADR FWITH STOCK SPLIT SHARES 1 ADR REPS 1 AAUK	105 0000	09/14/05	06/19/06	1,889 94	1,398 08	491 86
CIA DE BEBIDAS PFD ADR FSPONSORED ADR ABV	43.0000	02/15/06	06/22/06	1 660 60	1 844 70	(184 10)
CIA DE BEBIDAS PFD ADR FSPONSORED ADR ABV	13 0000	04/04/06	06/22/06	502 05	597 74	(95 69)
ANGLO AMERN PLC ADR FWITH STOCK SPLIT SHARES 1 ADR REPS 1 AAUK	180 0000	09/14/05	06/26/06	3 544 31	2 396 70	1 147 61
MOBILE TELESYSTEMS ADR FSPONSORED ADR MBT	34 0000	09/02/05	06/26/06	903 69	1,291 59	(387 90)
MOBILE TELESYSTEMS ADR FSPONSORED ADR MBT	35 0000	11/23/05	06/26/06	930 27	1 247 23	(316 96)
MOBILE TELESYSTEMS ADR FSPONSORED ADR MBT	61 0000	01/11/06	06/26/06	1,621 33	2,250 90	(629 57)
PT INDOSAT TBK ADR FSPONSORED ADR IIT	66 0000	04/03/06	06/26/06	1 519 36	1 893 54	(374 18)
TURKCELL ILETSM NEW ADRFSPONSORED ADR TKC	0 4900	09/06/05	06/26/06	6 47	5 68	0 79
Total Short Term				21,268.07	21,981.72	(713.65)

STATEMENT C PAGE 21 OF 48



G000028081117

Please see "Endnotes for Your Account" section for an explanation of the endnote codes and symbols on this statement

CT6D2801-002808 162053



STATEMENT C PAGE 23 OF 48

Realized Gain or (Loss)

Accounting Method: First In First Out (FIFO)

Short Term	Quantity/Par	Acquired/ Opened	Sold/ Closed	Total Proceeds	Cost Basis	Realized Gain or (Loss)
BRASIL TELECOM PART ADR FSPONSORED ADR BRP	47 0000	07/15/05	04/26/06	1 852 21	1 684 48	167 73
BRASIL TELECOM PART ADR FSPONSORED ADR BRP	38 0000	10/31/05	04/26/06	1 497 53	1 555 25	(57 72)
BRASIL TELECOM PART ADR FSPONSORED ADR BRP	7 0000	11/09/05	04/26/06	275 86	284 27	(8 41)
TURKCELL ILETSM NEW ADR FSPONSORED ADR TKC	175 0000	09/06/05	05/05/06	3,145 70	2 406 20	739 50
ANGLO AMERN PLC ADR FWITH STOCK SPLIT SHARES 1 ADR REPS 1 AAUK	89 0000	09/14/05	05/15/06	1 917 00	1 185 04	731 96
TEVA PHARM INDS LTD ADR FWITH STOCK SPLIT SHARES TEVA	28 0000	01/17/06	05/23/06	1,033 77	1 199 80	(166 03)
Total Short Term				9,722.07	8,315 04	1,407 03

Please see "Endnotes for Your Account" section for an explanation of the endnote codes and symbols on this statement




Realized Gain or (Loss) (continued)

Accounting Method First In First Out (FIFO)

Long Term	Quantity/Par	Acquired/ Opened	Sold/ Closed	Total Proceeds	Cost Basis	Realized Gain or (Loss)
ISHARES MSCI KOREA IDX FKOREA INDEX FUND EWY	120 0000	01/25/05	04/27/06	6 068 33	3 638 40	2,429 93
ISHARES MSCI KOREA IDX FKOREA INDEX FUND EWY	93 0000	01/25/05	05/08/06	4,845 91	2 819 76	2,026 15
INVERSIONES Y REP GDR FEA GDR REP 10 ORD SHS IRS	162 0000	03/26/03	05/23/06	1,908 22	1 210 79 ^e	697 43
INVERSIONES Y REP GDR FEA GDR REP 10 ORD SHS IRS	110 0000	11/16/04	05/23/06	1,295 70	1,051 74	243 96
INVERSIONES Y REP GDR FEA GDR REP 10 ORD SHS IRS	410.0000	04/21/05	05/23/06	4,829 45	4 583 80	245 65
POSCO ADR FSPONSORED ADR PKX	6 0000	09/19/03	05/23/06	398 78	180 00 ^e	218 78
POSCO ADR FSPONSORED ADR PKX	45 0000	02/25/04	05/23/06	2,990 83	1 559 13 ^e	1 431 70
POSCO ADR FSPONSORED ADR PKX	30 0000	04/21/05	05/23/06	1,993 89	1 408 20	585 69
POSCO ADR FSPONSORED ADR PKX	14.0000	04/28/05	05/23/06	930 48	634 34	296 14
TEVA PHARM INDS LTD ADRFWITH STOCK SPLIT SHARES TEVA	12 0000	04/28/05	05/23/06	443 04	373 20	69 84
TEVA PHARM INDS LTD ADRFWITH STOCK SPLIT SHARES TEVA	37.0000	04/28/05	05/23/06	1,371 61	1,150 70	220 91
AU OPTRONICS CORP ADR FSPONSORED ADR AUO	145 1400	10/26/04	05/24/06	2,156.71	1,447 40	709 31
AU OPTRONICS CORP ADR FSPONSORED ADR AUO	94.8600	11/02/04	05/24/06	1,409 58	896 38	513 20
CIA DE BEBIDAS PFD ADR FSPONSORED ADR: ABV	32 0000	08/16/04	05/25/06	1,311 95	0 00 ^e	1 311 95
CIA DE BEBIDAS PFD ADR FSPONSORED ADR ABV	16 0000	11/16/04	05/25/06	655 98	0 00	655 98
PT INDOSAT TBK ADR FSPONSORED ADR IIT	72 0000	03/17/05	05/25/06	1,847 71	1,810 80	36 91

Please see "Endnotes for Your Account" section for an explanation of the endnote codes and symbols on this statement

CT5D2801 002380 135529



G000023801117

STATEMENT C PAGE 24 OF 48

Charles SCHWAB
INSTITUTIONAL

Schwab One® Account of
WILLIAM KNOX HOLT FOUNDATION

EIN: 74-6084245

Realized Gain or (Loss) (continued)

Accounting Method: First In First Out (FIFO)

Long Term (continued)	Quantity/Pai	Acquired/ Opened	Sold/ Closed	Total Proceeds	Cost Basis	Realized Gain or (Loss)
PT INDOSAT TBK ADR FSPONSORED ADR IT	13 0000	04/21/05	05/25/06	333 61	310 70	22 91
Total Long Term				34,791.78	23,075.34	11,716.44

Schwab has provided accurate realized gain and loss information wherever possible for most investments. Cost basis data may be incomplete or unavailable for some of your holdings. If all data for a given investment is not available, the investment will not be listed here.

Realized Gain or (Loss)

Accounting Method: First In First Out (FIFO)

Short Term	Quantity/Par	Acquired/ Opened	Sold/ Closed	Total Proceeds	Cost Basis	Realized Gain or (Loss)
SATYAM COMPUTER SVC ADR FSPONSORED ADR SAY	9 0000	04/25/05	03/31/06	390 00	204 57	185 43
BANCO BRADESCO NEW ADR FSPON ADR REP PFD SHS BBD	23 0000	04/21/05	04/03/06	859 62	337 41	522 21
CFMEX SA ADR NEW FSPONSORED ADR 1 ADR REP 10 C.X	19 0000	06/01/05	04/03/06	1 254 60	739 67	514 93
SURGUT NEFTEGAZ ADR FSPONSORED ADR SGIZY	15 0000	01/11/06	04/03/06	1 157 96	960 00	197 96
SURGUT NEFTEGAZ ADR FSPONSORED ADR SGIZY	4 0000	01/19/06	04/03/06	308 79	257 60	51 19
BANCO BRADESCO NEW ADR FSPON ADR REP PFD SHS BBD	69 0000	04/21/05	04/04/06	2 581 90	1 012 23	1 569 67
BANCO BRADESCO NEW ADR FSPON ADR REP PFD SHS BBD	24 0000	04/28/05	04/04/06	898 05	374 04	524 01
BANCO BRADESCO NEW ADR FSPON ADR REP PFD SHS BBD	86 0000	05/06/05	04/04/06	3 218 02	1 446 95	1 771 07
ARACRUZ CELULSE ADR NEW FSPONSORED ADR ARA	57 0000	03/16/06	04/07/06	3 055 00	2 802 12	252 88

Please see "Endnotes for Your Account" section for an explanation of the endnote codes and symbols on this statement

01102801 001895 101712



Realized Gain or (Loss) (continued)

Accounting Method First In First Out (FIFO)

Short Term (continued)	Quantity/Par	Acquired/ Opened	Sold/ Closed	Total Proceeds	Cost Basis	Realized Gain or (Loss)
ARACRUZ CELULSE ADR NEWSPONSORED ADR ARA	4 0000	03/23/06	04/07/06	214 39	195 60	18 79
LIPMAN ELECTRONIC ENG F LPMA	35 0000	09/29/05	04/11/06	1 034 22	720 65	313 57
LIPMAN ELECTRONIC ENG F LPMA	189 0000	02/09/06	04/11/06	5 584 77	4 848 51	736 26
ARACRUZ CELULSE ADR NEWSPONSORED ADR ARA	28 0000	03/23/06	04/17/06	1 443 43	1 369 20	74 23
ISHARES TRUST INDEX FUNDFTSE XINHUA HK CHINA 25 FXI	46 0000	02/07/06	04/17/06	3 565 81	3 230 58	335 23
CHINA PETE & CHEM ADR FSPONSORED ADR SNP	10 0000	04/21/05	04/18/06	632 58	388 70	243 88
TURKCELL ILETSM NEW ADRFSPONSORED ADR TKC	37 0000	04/28/05	04/18/06	661 17	455 35	205 82
TURKCELL ILETSM NEW ADRFSPONSORED ADR TKC	231 0000	09/06/05	04/18/06	4 127 84	3,176 18	951 66
CHINA PETE & CHEM ADR FSPONSORED ADR SNP	40 0000	04/21/05	04/21/06	2 845 91	1 554 80	1 291 11
CHINA PETE & CHEM ADR FSPONSORED ADR SNP	33 0000	04/28/05	04/21/06	2 347 88	1 285 02	1 062 86
Total Short Term				36,181.94	25,359.18	10,822 76

Long Term	Quantity/Par	Acquired/ Opened	Sold/ Closed	Total Proceeds	Cost Basis	Realized Gain or (Loss)
SATYAM COMPUTER SVC ADRFSPONSORED ADR SAY	41 0000	12/28/04	03/31/06	1,776 65	995 89	780 76

Please see "Endnotes for Your Account" section for an explanation of the endnote codes and symbols on this statement

CT4D2801-001895 101713



30000189510153

STATEMENT C PAGE 27 OF 48

Realized Gain or (Loss) (continued)

Accounting Method: First In First Out (FIFO)

Long Term (continued)	Quantity/Par	Acquired/ Opened	Sold/ Closed	Total Proceeds	Cost Basis	Realized Gain or (Loss)
BANCO ITAU BLDG FIN ADR FSPONSORED ADR III	40 0000	05/26/04	04/03/06	1 248 44	320 39 "	928 05
CHINA PETE & CHEM ADR FSPONSORED ADR SNP	28 0000	01/26/05	04/18/06	1 771 22	1 118 04	653 18
Total Long Term				4,796 31	2,434 32	2,361 99

Schwab has provided accurate realized gain and loss information wherever possible for most investments. Cost basis data may be incomplete or unavailable for some of your holdings. If all data for a given investment is not available, the investment will not be listed here.

EIN: 74-6084245

Accounting Method
Mutual Funds Average
All Other Securities First In First Out [FIFO]

Realized Gain or (Loss)

Short Term	Quantity/Par	Acquired/ Opened	Sold/ Closed	Total Proceeds	Cost Basis	Realized Gain or (Loss)
CHINA NETCOM GROUP ADR F** PENDING ENLISTMENT **-- BEST EFFO CN	114 0000	08/02/05	03/08/06	4,048 94	3,713 68	335 26
CHINA NETCOM GROUP ADR F** PENDING ENLISTMENT **-- BEST EFFO CN	16 0000	11/04/05	03/08/06	568 27	544 80	23 47
CHINA NETCOM GROUP ADR F** PENDING ENLISTMENT **-- BEST EFFO CN	46 0000	11/07/05	03/08/06	1,633 78	1,544 68	89 10
AMERICA MOVIL SA L ADR FSPONSORED ADR AMX	163 0000	10/31/05	03/09/06	5,555.02	4,275 49	1,279 53
ANGLO AMERN PLC ADR FWITH STOCK SPLIT SHARES 1 ADR REPS 1 AAUK	554 0000	05/18/05	03/09/06	9,546.79	6,384 85	3,161 94
ANGLO AMERN PLC ADR FWITH STOCK SPLIT SHARES 1 ADR REPS 1 AAUK	302.0000	09/14/05	03/09/06	5,204 20	4,021 13	1,183 07
BANCO BRADESCO NEW ADR FSPON ADR REP PFD SHS BBD	8 0000	04/21/05	03/09/06	309 88	117 36	192 52
BRASIL TELECOM PART ADRFSPONSORED ADR BRP	88 0000	04/18/05	03/09/06	3,325 41	2,816 00	509 41
BRASIL TELECOM PART ADRFSPONSORED ADR BRP	30 0000	04/21/05	03/09/06	1,133 66	973 20	160 46
BRASIL TELECOM PART ADRFSPONSORED ADR BRP	30 0000	04/28/05	03/09/06	1,133 66	924 60	209 06
BRASIL TELECOM PART ADRFSPONSORED ADR BRP	2.0000	07/15/05	03/09/06	75 59	71 68	3 91
CEMEX SA ADR NEW FSPONSORED ADR 1 ADR REP 10 CX	61 0000	05/18/05	03/09/06	3,707 65	2,286 28	1,421 37
CEMEX SA ADR NEW FSPONSORED ADR 1 ADR REP 10 CX	58 0000	06/01/05	03/09/06	3,525 30	2,257 94	1,267 36
CENT EUROPE & RUSSIA FD. CEE	56 0000	04/28/05	03/09/06	2,659 91	1,559 60	1,100 31
CENT EUROPE & RUSSIA FD CEE	18.0000	05/06/05	03/09/06	854 97	508 68	346 29

STATEMENT C PAGE 29 OF 48



G0000182310222

Please see "Endnotes for Your Account" section for an explanation of the endnote codes and symbols on this statement

CT3D2801-001823 90405



Realized Gain or (Loss) (continued)

Accounting Method
Mutual Funds Average
All Other Securities First In First Out (FIFO)

Short Term (continued)	Quantity/Par	Acquired/ Opened	Sold/ Closed	Total Proceeds	Cost Basis	Realized Gain or (Loss)
CENT EUROPE & RUSSIA FD CEE	11 0000	11/09/05	03/09/06	522 49	488 07	34 42
CHINA MOBILE H K ADR FSPONSORED ADR CHL	327 0000	01/09/06	03/09/06	7,641 75	8,145 64	(503 89)
CHINA NETCOM GROUP ADR F** PENDING ENLISTMENT **-- BEST EFFO CN	12 0000	11/07/05	03/09/06	420 23	402 96	17 27
CHINA NETCOM GROUP ADR F** PENDING ENLISTMENT **-- BEST EFFO CN	55 0000	11/25/05	03/09/06	1,926 03	1,797 95	128 08
CNOOC LIMITED ADR FSPONSORED ADR CEO	92 0000	10/31/05	03/09/06	7,332 17	6,044 40	1,287 77
COMPANHIA VALE DO ADR FSPONSORED ADR RIO	35 0000	08/09/05	03/09/06	1,508 89	1 226 75	282 14
COMPANHIA VALE DO ADR FSPONSORED ADR RIO	160 0000	08/17/05	03/09/06	6,897 77	5 480 00	1 417 77
COMPANHIA VALE DO ADR FSPONSORED ADR RIO	60 0000	09/21/05	03/09/06	2,586 66	2,411 24	175 42
COMPANHIA VALE DO ADR FSPONSORED ADR RIO	67.0000	09/29/05	03/09/06	2 888 44	2,910 48	(22 04)
DR REDDYS LABS ADR FSPONSORED ADR RDY	90 0000	04/21/05	03/09/06	2,653 12	1 464 30	1 188 82
DR REDDYS LABS ADR FSPONSORED ADR RDY	31 0000	02/02/06	03/09/06	913 86	825 84	88 02
GOLD FIELDS LTD NEW ADRFSPONSORED ADR GFI	261 0000	11/15/05	03/09/06	4 990 43	3,588 75	1 401 68
GOLD FIELDS LTD NEW ADRFSPONSORED ADR GFI	110 0000	11/18/05	03/09/06	2,103 24	1,674 20	429 04
GRUPO FINAC GALICIA ADRFSPONSORED ADR GGAL	59 0000	04/21/05	03/09/06	438 97	433 95	5 02

STATEMENT C PAGE 30 OF 48

Please see "Endnotes for Your Account" section for an explanation of the endnote codes and symbols on this statement

EIN: 74-6084245

Accounting Method
Mutual Funds Average
All Other Securities First In First Out [FIFO]

Realized Gain or (Loss) (continued)

Short Term (continued)	Quantity/Par	Acquired/ Opened	Sold/ Closed	Total Proceeds	Cost Basis	Realized Gain or (Loss)
INFOSYS TECH SPON ADR FSPONSORED ADR INFY	94 0000	10/04/05	03/09/06	6,453 84	6,941 71	(487 87)
ISHARES TRUST INDEX FUNDFTSE XINHUA HK CHINA 25 FXI	162 0000	01/09/06	03/09/06	11,423 89	10,795 68	628 21
ISHARES TRUST INDEX FUNDFTSE XINHUA HK CHINA 25 FXI	39 0000	01/30/06	03/09/06	2,750 20	2,806 05	(55 85)
ISHARES TRUST INDEX FUNDFTSE XINHUA HK CHINA 25 FXI	15 0000	02/07/06	03/09/06	1,057 76	1,053 45	4 31
KOOKMIN BANK ADR FSPONSORED ADR KB	70 0000	04/21/05	03/09/06	5,153 94	3,152 80	2,001 14
KOOKMIN BANK ADR FSPONSORED ADR KB	36 0000	06/15/05	03/09/06	2,650 60	1,636 20	1,014 40
KOREA ELEC POWER CP ADRF1 ADR REP 1/2 ORD KEP	130 0000	04/21/05	03/09/06	2,755 01	1 834 30	920 71
KOREA ELEC POWER CP ADRF1 ADR REP 1/2 ORD KEP	125 0000	04/28/05	03/09/06	2,649 04	1,812 50	836 54
KOREA ELEC POWER CP ADRF1 ADR REP 1/2 ORD KEP	205 0000	07/15/05	03/09/06	4,344 43	3,232 85	1,111 58
L G PHILIPS LCD CO ADR F** PENDING ENLISTMENT ** LPL	113 0000	03/22/05	03/09/06	2,504 00	2,395 31	108 69
L G PHILIPS LCD CO ADR F** PENDING ENLISTMENT ** LPL	5.0000	04/28/05	03/09/06	110 80	113 85	(3 05)
L G PHILIPS LCD CO ADR F** PENDING ENLISTMENT ** LPL	39 0000	09/13/05	03/09/06	864 21	880 23	(16 02)
L G PHILIPS LCD CO ADR F** PENDING ENLISTMENT ** LPL	293 0000	11/04/05	03/09/06	6,492 68	5,784 90	707 78
LIPMAN ELECTRONIC ENG F LPMA	198 0000	09/29/05	03/09/06	5,198 88	4,076 82	1,122 06

STATEMENT C PAGE 31 OF 48



G000018231122

Please see "Endnotes for Your Account" section for an explanation of the endnote codes and symbols on this statement

CT3D2801-001823 90407



Realized Gain or (Loss) (continued)

Accounting Method
Mutual Funds Average
All Other Securities First In First Out [FIFO]

Short Term (continued)	Quantity/Par	Acquired/ Opened	Sold/ Closed	Total Proceeds	Cost Basis	Realized Gain or (Loss)
LUKOIL OIL CO SPON ADR FSPONSORED ADR 1 ADR REP 4 LUKOY	7 0000	04/28/05	03/09/06	520 78	238 70	282 08
MOBILE TELESYSTEMS ADR FSPONSORED ADR MBT	20 0000	04/21/05	03/09/06	726 04	687 20	38 84
MOBILE TELESYSTEMS ADR FSPONSORED ADR MBT	8 0000	04/28/05	03/09/06	290 41	265 76	24 65
MOBILE TELESYSTEMS ADR FSPONSORED ADR MBT	75 0000	07/08/05	03/09/06	2,722 64	2 683 76	38 88
MOBILE TELESYSTEMS ADR FSPONSORED ADR MBT	13 0000	07/20/05	03/09/06	471 92	456 43	15 49
MOBILE TELESYSTEMS ADR FSPONSORED ADR MBT	27 0000	09/02/05	03/09/06	980 16	1,025 67	(45 51)
PETROCHINA CO ADR FSPONSORED ADR PTR	82 0000	09/01/05	03/09/06	7,743 02	6,821 90	921 12
PETROLEO BRASILEIRO ADRFSA PETROBRAS SPON ADR PBRA	12 0000	04/21/05	03/09/06	920 64	447 60	473 04
PT INDOSAT TBK ADR FSPONSORED ADR IIT	113 0000	03/14/05	03/09/06	3,050 90	2,954 95	95 95
PT INDOSAT TBK ADR FSPONSORED ADR IIT	101 0000	03/17/05	03/09/06	2,726 92	2,540 15	186 77
S K TELECOM LTD ADR FSPONSORED ADR SKM	142 0000	05/06/05	03/09/06	3,355 36	2 874 08	481 28
S K TELECOM LTD ADR FSPONSORED ADR SKM	301 0000	11/08/05	03/09/06	7,112 41	6,035 05	1 077 36
S K TELECOM LTD ADR FSPONSORED ADR SKM	255 0000	11/28/05	03/09/06	6,025 46	5 224 95	800 51
SILICONWARE SPON ADR FSPONSORED ADR 2000 SPIL	129 5803	04/21/05	03/09/06	811 38	520 56	290 82

Please see "Endnotes for Your Account" section for an explanation of the endnote codes and symbols on this statement

STATEMENT C PAGE 32 OF 48

EIN: 74-6084245

Accounting Method
Mutual Funds Average
All Other Securities First In First Out [FIFO]

Realized Gain or (Loss) (continued)

Short Term (continued)	Quantity/Par	Acquired/ Opened	Sold/ Closed	Total Proceeds	Cost Basis	Realized Gain or (Loss)
SILICONWARE SPON ADR FSPONSORED ADR 2000 SPIL	58 3111	04/28/05	03/09/06	365 12	235 33	129 79
SILICONWARE SPON ADR FSPONSORED ADR 2000 SPIL	293.1095	05/02/05	03/09/06	1,835 34	1,199 76	635 58
SURGUTNEFTEGAZ ADR FSPONSORED ADR SGTZY	151 0000	01/11/06	03/09/06	10,720 67	9,664 00	1,056 67
TAIWAN SEMICONDUCTR ADRFSPONSORED ADR TSM	104 9997	04/21/05	03/09/06	1,016 47	823 00	193 47
TAIWAN SEMICONDUCTR ADRFSPONSORED ADR TSM	665 3452	04/26/05	03/09/06	6,441 01	5,386 14	1,054 87
TELE NORTE LESTE ADR FSPONSORED ADR TNE	64.0000	10/17/05	03/09/06	1,143.00	1,086 72	56 28
TELE NORTE LESTE ADR FSPONSORED ADR TNE	166 0000	10/31/05	03/09/06	2,964 67	2,905 00	59 67
TEVA PHARM INDS LTD ADRFWITH STOCK SPLIT SHARES TEVA	10 0000	04/21/05	03/09/06	408 21	331 40	76 81
TEVA PHARM INDS LTD ADRFWITH STOCK SPLIT SHARES TEVA	39 0000	04/28/05	03/09/06	1,592 01	1,212 90	379 11
TURKCELL ILETSM NEW ADRFSPONSORED ADR TKC	87 8859	03/17/05	03/09/06	1,538.22	1,086 47	451 75
TURKCELL ILETSM NEW ADRFSPONSORED ADR TKC	24 0633	03/17/05	03/10/06	423.78	297 48	126 30
TURKCELL ILETSM NEW ADRFSPONSORED ADR TKC	50 3143	04/21/05	03/10/06	886 08	654 40	231 68
TURKCELL ILETSM NEW ADRFSPONSORED ADR TKC	102 6222	04/28/05	03/10/06	1,807 26	1,262 93	544 33
PERUSAHAAN PERSEROAN FPERSERO PT TELEKOM INDO TLK	90 0000	04/21/05	03/14/06	2,411 33	1,641 60	769 73

Please see "Endnotes for Your Account" section for an explanation of the endnote codes and symbols on this statement

CT3D2801-001823 90409



• G000018231222 •

STATEMENT C PAGE 33 OF 48



Schwab One® Account of
WILLIAM KNOX HOLT FOUNDATION

EIN: 74-6084245

Accounting Method
 Mutual Funds Average
 All Other Securities First In First Out (FIFO)

Realized Gain or (Loss) (continued)

Short Term (continued)	Quantity/Par	Acquired/ Opened	Sold/ Closed	Total Proceeds	Cost Basis	Realized Gain or (Loss)
PERUSAHAAN PERSEROAN FPERSERO PT TELEKOM INDO TLK	70 0000	04/28/05	03/14/06	1,875 48	1,256 50	618 98
CHINA NETCOM GROUP ADR F** PENDING ENLISTMENT **-- BEST EFFO CN	40 0000	11/25/05	03/16/06	1,382 11	1,307 60	74 51
CHINA NETCOM GROUP ADR F** PENDING ENLISTMENT **-- BEST EFFO CN	35 0000	12/12/05	03/16/06	1 209 35	1,079 05	130 30
Total Short Term				215,994.51	179,618.19	36,376.32

Long Term	Quantity/Par	Acquired/ Opened	Sold/ Closed	Total Proceeds	Cost Basis	Realized Gain or (Loss)
TURKCELL ILETSM NEW ADRFSPONSORED ADR TKC	144 5125	10/13/03	03/07/06	2,522 19	735 35 ^e	1,786 84
TURKCELL ILETSM NEW ADRFSPONSORED ADR TKC	75 4714	08/23/04	03/07/06	1,317 21	542 70 ^e	774 51
TURKCELL ILETSM NEW ADRFSPONSORED ADR TKC	38 9936	08/24/04	03/07/06	680 56	279 00 ^e	401 56
TURKCELL ILETSM NEW ADRFSPONSORED ADR TKC	88 0500	11/02/04	03/07/06	1,536 74	1,001 00	535 74
TURKCELL ILETSM NEW ADRFSPONSORED ADR TKC	34 9723	11/16/04	03/07/06	610 37	404 26	206 11
AU OPTRONICS CORP ADR FSPONSORED ADR AUO	471 0000	10/26/04	03/09/06	7,225 85	4,697 04	2,528 81
BANCO BRADESCO NEW ADR FSPON ADR REP PFD SHS BBD	110 0000	10/26/04	03/09/06	4 260 94	1,103 67	3,157 27
BANCO BRADESCO NEW ADR FSPON ADR REP PFD SHS BBD	60 0000	11/16/04	03/09/06	2,324 15	607 40	1,716 75

Please see "Endnotes for Your Account" section for an explanation of the endnote codes and symbols on this statement

STATEMENT C PAGE 34 OF 48

EIN: 74-6084245

Accounting Method
Mutual Funds: Average
All Other Securities: First In First Out [FIFO]

Realized Gain or (Loss) (continued)

Long Term (continued)	Quantity/Par	Acquired/ Opened	Sold/ Closed	Total Proceeds	Cost Basis	Realized Gain or (Loss)
BANCO ITAU HLDG FIN ADR FSPONSORED ADR ITU	226.0000	05/26/04	03/09/06	6,935 72	1,810 18 ^e	5,125 54
CHINA PETE & CHEM ADR FSPONSORED ADR SNP	5 0000	03/08/04	03/09/06	278 69	216 40 ^e	62 29
CHINA PETE & CHEM ADR FSPONSORED ADR SNP	41 0000	03/31/04	03/09/06	2,285 27	1,568 33 ^e	716 94
CHINA PETE & CHEM ADR FSPONSORED ADR SNP	10.0000	11/16/04	03/09/06	557 38	409 80	147 58
CHINA PETE & CHEM ADR FSPONSORED ADR SNP	40 0000	11/24/04	03/09/06	2,229 53	1,676 00	553 53
CHINA PETE & CHEM ADR FSPONSORED ADR SNP	2.0000	01/26/05	03/09/06	111 48	79 86	31 62
CHUNGHWA TELECOM CO ADR FSPONSORED ADR CHT	676 0000	10/26/04	03/09/06	12,865 91	12,377 56	488 35
CIA DE BEBIDAS PFD ADR FSPONSORED ADR: ABV	156 0000	08/16/04	03/09/06	6,604.83	0 00 ^e	6,604 83
DR REDDYS LABS ADR FSPONSORED ADR: RDY	23.0000	02/27/04	03/09/06	678 02	582 46 ^e	95 56
DR REDDYS LABS ADR FSPONSORED ADR: RDY	43.0000	03/08/04	03/09/06	1,267 60	1,081 02 ^e	186 58
DR REDDYS LABS ADR FSPONSORED ADR: RDY	6.0000	04/26/04	03/09/06	176 87	125 79 ^e	51 08
DR REDDYS LABS ADR FSPONSORED ADR RDY	74 0000	08/26/04	03/09/06	2,181 45	1,142 86 ^e	1,038 59
DR REDDYS LABS ADR FSPONSORED ADR RDY	10.0000	11/02/04	03/09/06	294 79	169 60	125 19
DR REDDYS LABS ADR FSPONSORED ADR: RDY	10 0000	11/16/04	03/09/06	294 79	174 60	120 19

STATEMENT C PAGE 35 OF 48



G000018231322

Please see "Endnotes for Your Account" section for an explanation of the endnote codes and symbols on this statement





Schwab One® Account of
WILLIAM KNOX HOLT FOUNDATION

EIN: 74-6084245

Accounting Method
 Mutual Funds Average
 All Other Securities First In First Out (FIFO)

Realized Gain or (Loss) (continued)

STATEMENT C PAGE 36 OF 48

Long Term (continued)	Quantity/Par	Acquired/ Opened	Sold/ Closed	Total Proceeds	Cost Basis	Realized Gain or (Loss)
GRUPO FINAC GALICIA ADRFSPONSORED ADR GGAL	145 0000	08/19/04	03/09/06	1,078 82	701 95 ^e	376 87
GRUPO FINAC GALICIA ADRFSPONSORED ADR GGAL	220 0000	11/24/04	03/09/06	1 636 84	1,548 45	88 39
GRUPO FINAC GALICIA ADRFSPONSORED ADR GGAL	100 0000	11/30/04	03/09/06	744 02	715 00	29 02
INVERSIONES Y REP GDR FEA GDR REP 10 ORD SHS IRS	604 0000	03/26/03	03/09/06	7,235 69	4 514 30 ^e	2 721 39
ISHARES MSCI HK IDX FD FHONG KONG INDEX FUND EWH	315 0000	08/16/04	03/09/06	4,138 97	3 238 20 ^e	900 77
ISHARES MSCI HK IDX FD FHONG KONG INDEX FUND EWH	39 0000	11/02/04	03/09/06	512 44	444 21	68 23
ISHARES MSCI KOREA IDX FKOREA INDEX FUND EWY	243 0000	12/01/03	03/09/06	10,887 28	5,970 78 ^e	4,916 50
ISHARES MSCI KOREA IDX FKOREA INDEX FUND EWY	9 0000	12/03/03	03/09/06	403 23	222 89 ^e	180 34
ISHARES MSCI KOREA IDX FKOREA INDEX FUND EWY	170 0000	10/26/04	03/09/06	7,616 62	4,195 60	3,421 02
ISHARES MSCI KOREA IDX FKOREA INDEX FUND EWY	10 0000	11/02/04	03/09/06	448 04	261 40	186 64
ISHARES MSCI KOREA IDX FKORÉA INDEX FUND EWY	200 0000	01/24/05	03/09/06	8,960 73	6,100 00	2,860 73
ISHARES MSCI KOREA IDX FKOREA INDEX FUND EWY	19 0000	01/25/05	03/09/06	851 26	576 08	275 18
ISHARES MSCI TAIWAN INDXTAIWAN INDEX FUND EWT	380 0000	11/05/03	03/09/06	4,753 69	4,522 00 ^e	231 69
ISHARES MSCI TAIWAN INDXTAIWAN INDEX FUND EWT	59 0000	11/06/03	03/09/06	738 07	688 53 ^e	49 54

Please see "Endnotes for Your Account" section for an explanation of the endnote codes and symbols on this statement

EIN: 74-6084245

Accounting Method
Mutual Funds Average
All Other Securities First In First Out [FIFO]

Realized Gain or (Loss) (continued)


Long Term (continued)	Quantity/Par	Acquired/ Opened	Sold/ Closed	Total Proceeds	Cost Basis	Realized Gain or (Loss)
ISHARES MSCI TAIWAN INDXTAIWAN INDEX FUND EWT	86 0000	01/09/04	03/09/06	1,075.84	1,023 95 ^e	51 89
ISHARES MSCI TAIWAN INDXTAIWAN INDEX FUND EWT	40 0000	03/25/04	03/09/06	500 39	470 61 ^e	29 78
ISHARES MSCI TAIWAN INDXTAIWAN INDEX FUND EWT	301 0000	09/16/04	03/09/06	3,765 42	3,268 53 ^e	496 89
ISHARES MSCI TAIWAN INDXTAIWAN INDEX FUND EWT	1,030 0000	10/26/04	03/09/06	12,885 01	10,856 20	2,028 81
ISHARES MSCI TAIWAN INDXTAIWAN INDEX FUND EWT	170 0000	11/02/04	03/09/06	2,126 65	1,856 40	270 25
ISHARES MSCI TAIWAN INDXTAIWAN INDEX FUND EWT	624 0000	11/03/04	03/09/06	7,806 06	6,976 32	829 74
KOOKMIN BANK ADR FSPONSORED ADR KB	80 0000	07/29/04	03/09/06	5,890 22	2 223 27 ^e	3,666 95
KOOKMIN BANK ADR FSPONSORED ADR KB	100 0000	11/29/04	03/09/06	7,362 77	3 776 00	3,586 77
KOOR INDUSTRIES LTD ADRF1 ADR REP 1/5 ORD KOR	189 0000	12/16/04	03/09/06	1,772 76	1,829 52	(56 76)
KOOR INDUSTRIES LTD ADRF1 ADR REP 1/5 ORD KOR	79 0000	01/27/05	03/09/06	741 00	857 15	(116 15)
KOREA FUND INCORPORATED TENDER OFFER KF	39 0000	01/24/05	03/09/06	1,452 71	959 40	493 31
KOREA FUND INCORPORATED TENDER OFFER KF	362 0000	01/25/05	03/09/06	13,484 08	8,943 39	4,540 69
LUKOIL OIL CO SPON ADR FSPONSORED ADR 1 ADR REP 4 LUKOY	100 0000	06/21/04	03/09/06	7,439 77	2,849 26 ^e	4,590 51
LUKOIL OIL CO SPON ADR FSPONSORED ADR 1 ADR REP 4 LUKOY	64 0000	02/28/05	03/09/06	4,761 45	2,240 00	2,521 45

Please see "Endnotes for Your Account" section for an explanation of the endnote codes and symbols on this statement

CT3D2801-001823 90413



G0000182314225



STATEMENT C PAGE 37 OF 48

Accounting Method
Mutual Funds Average
All Other Securities First In First Out [FIFO]

Realized Gain or (Loss) (continued)

Long Term (continued)	Quantity/Par	Acquired/ Opened	Sold/ Closed	Total Proceeds	Cost Basis	Realized Gain or (Loss)
MOBILE TELESYSTEMS ADR FSPONSORED ADR MBT	12 0000	07/30/04	03/09/06	435 62	350 65 ^e	84 97
MOBILE TELESYSTEMS ADR FSPONSORED ADR MBT	12 0000	11/16/04	03/09/06	435 62	424 50	11 12
MOBILE TELESYSTEMS ADR FSPONSORED ADR MBT	36 0000	12/07/04	03/09/06	1,306 87	1,269 00	37 87
PETROLEO BRASILEIRO ADRFSA PETROBRAS SPON ADR PBRA	44 0000	11/29/04	03/09/06	3,375 66	1,482 02	1 893 64
PETROLEO BRASILEIRO ADRFSA PETROBRAS SPON ADR PBRA	220 0000	02/15/05	03/09/06	16,878 31	8,620 55	8 257 76
POSCO ADR FSPONSORED ADR PKX	21 0000	09/02/03	03/09/06	1,253 45	646 58 ^e	606 87
POSCO ADR FSPONSORED ADR PKX	63 0000	09/19/03	03/09/06	3,760 35	1 889 96 ^e	1,870 39
SASOL LIMITED SPON ADR FSPONSORED ADR SSL	75 0000	12/16/04	03/09/06	2,434 05	1,479 00	955 05
SASOL LIMITED SPON ADR FSPONSORED ADR SSL	200 0000	01/21/05	03/09/06	6 490 80	4,138 00	2 352 80
SASOL LIMITED SPON ADR FSPONSORED ADR SSL	92 0000	02/03/05	03/09/06	2 985 77	1,956 84	1,028 93
SATYAM COMPUTER SVC ADRFSPONSORED ADR SAY	6 0000	11/05/04	03/09/06	234 95	165 54	69 41
SATYAM COMPUTER SVC ADRFSPONSORED ADR SAY	30 0000	11/16/04	03/09/06	1,174 73	799 20	375 53
SATYAM COMPUTER SVC ADRFSPONSORED ADR SAY	100 0000	11/29/04	03/09/06	3,915 78	2 678 00	1 237 78
SATYAM COMPUTER SVC ADRFSPONSORED ADR SAY	29 0000	12/28/04	03/09/06	1,135 58	704 41	431 17
SILICONWARE SPON ADR FSPONSORED ADR 2000 SPIL	199 0070	01/31/05	03/09/06	1,246 10	725 23	520 87

Please see "Endnotes for Your Account" section for an explanation of the endnote codes and symbols on this statement

STATEMENT C PAGE 38 OF 48

EIN: 74-6084245

Accounting Method
Mutual Funds Average
All Other Securities First In First Out [FIFO]

Realized Gain or (Loss) (continued)

Long Term (continued)	Quantity/Par	Acquired/ Opened	Sold/ Closed	Total Proceeds	Cost Basis	Realized Gain or (Loss)
SILICONWARE SPON ADR FSPONSORED ADR 2000 SPIL	53 9918	02/01/05	03/09/06	338 07	197 00	141 07
TAIWAN GREATER CHINA FD SH BEN INT TFC	1,584 0000	10/26/04	03/09/06	8,667 38	6,786 33	1,881 05
TAIWAN SEMICONDUCTR ADRFSPONSORED ADR TSM	452 6552	09/13/04	03/09/06	4,382 02	3,387 20 °	994 82
TAIWAN SEMICONDUCTR ADRFSPONSORED ADR TSM	104.9997	01/31/05	03/09/06	1,016 47	858.00	158 47
TEVA PHARM INDS LTD ADRFWITH STOCK SPLIT SHARES TEVA	178 0000	01/18/05	03/09/06	7,266 09	4,954 98	2,311 11
TEVA PHARM INDS LTD ADRFWITH STOCK SPLIT SHARES TEVA	60 0000	01/31/05	03/09/06	2,449 24	1 722 00	727 24
TEVA PHARM INDS LTD ADRFWITH STOCK SPLIT SHARES TEVA	30 0000	02/01/05	03/09/06	1,224 62	857 40	367 22
THAI FUND INC TTF	1,378 0000	10/27/04	03/09/06	14,261 86	11,523 11	2,738 75
TURKCELL ILETSM NEW ADRFSPONSORED ADR TKC	90 8135	11/16/04	03/09/06	1,589 46	1,049 74	539 72
TURKCELL ILETSM NEW ADRFSPONSORED ADR TKC	37 7357	11/30/04	03/09/06	660 47	474 00	186 47
TURKCELL ILETSM NEW ADRFSPONSORED ADR TKC	113 2072	02/09/05	03/09/06	1,981 41	1,521 00	460 41
TURKCELL ILETSM NEW ADRFSPONSORED ADR TKC	377 3574	02/09/05	03/09/06	6,604 68	5,053 26	1,551 42
UTD MICROELECTRS CP ADRFSPONSORED ADR UMC	2,070 7380	05/26/04	03/09/06	6,584 74	8,617 74 °	(2,033 00)
UTD MICROELECTRS CP ADRFSPONSORED ADR UMC	668.8130	06/29/04	03/09/06	2,126.76	2,394 09 °	(267 33)
UTD MICROELECTRS CP ADRFSPONSORED ADR UMC	56 2492	09/15/04	03/09/06	178 87	182 63 °	(3 76)

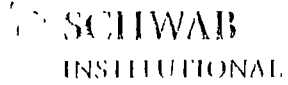
Please see "Endnotes for Your Account" section for an explanation of the endnote codes and symbols on this statement

CT3D2801 001823 90415



G000018231522

STATEMENT C PAGE 39 OF 48



Schwab One® Account of
WILLIAM KNOX HOLT FOUNDATION

EIN: 74-6084245

Realized Gain or (Loss) (continued)

Accounting Method
 Mutual Funds Average
 All Other Securities First In First Out (FIFO)

Long Term (continued)	Quantity/Par	Acquired/ Opened	Sold/ Closed	Total Proceeds	Cost Basis	Realized Gain or (Loss)
UTD MICROELECTRS CP ADRFSPONSORED ADR UMC	110 2926	11/02/04	03/09/06	350 72	353 00	(2 28)
UTD MICROELECTRS CP ADRFSPONSORED ADR UMC	154 4096	11/02/04	03/09/06	491 01	492 80	(1 79)
UTD MICROELECTRS CP ADRFSPONSORED ADR UMC	22 0585	11/16/04	03/09/06	70 14	70 20	(0 06)
UTD MICROELECTRS CP ADRFSPONSORED ADR UMC	223 4389	11/29/04	03/09/06	710 51	717 16	(6 65)
PERUSAHAAN PERSEROAN FPERSERO PT TELEKOM INDO TLK	48 0000	11/29/04	03/14/06	1,286 04	1,064 16	221 88
PERUSAHAAN PERSEROAN FPERSERO PT TELEKOM INDO TLK	100 0000	12/14/04	03/14/06	2 679 26	1 946 00	733 26
Total Long Term				290,293.63	194,165.55	96,128 08

Schwab has provided accurate realized gain and loss information wherever possible for most investments. Cost basis data may be incomplete or unavailable for some of your holdings. If all data for a given investment is not available, the investment will not be listed here.

STATEMENT C PAGE 40 OF 48

Realized Gain or (Loss)

Accounting Method
 Mutual Funds Average
 All Other Securities First In First Out (FIFO)

Short Term	Quantity/Par	Acquired/ Opened	Sold/ Closed	Total Proceeds	Cost Basis	Realized Gain or (Loss)
TEI E NORTE LESTE ADR FSPONSORED ADR INE	90 0000	09/09/05	02/02/06	1,540 75	1,367 10	173 65
BRASIL TEI ECOM PART ADRFSPONSORED ADR BRP	37 0000	04/18/05	02/03/06	1 298 66	1,184 00	114 66

Please see "Endnotes for Your Account" section for an explanation of the endnote codes and symbols on this statement

01202701 001393 71607



EIN: 74-6084245

Accounting Method
Mutual Funds Average
All Other Securities First In First Out [FIFO]

Realized Gain or (Loss) (continued)

Short Term (continued)	Quantity/Par	Acquired/ Opened	Sold/ Closed	Total Proceeds	Cost Basis	Realized Gain or (Loss)
CENT EUROPE & RUSSIA FD CEE	42 0000	04/21/05	02/03/06	1,914 30	1,226 40	687 90
CENT EUROPE & RUSSIA FD CEE	11 0000	04/28/05	02/03/06	501 36	306 35	195 01
GRUPO TELEVISA SA DE CVFGLOBAL DEP RCPT REP ORD TV	30 0000	08/04/05	02/03/06	2,468 92	2,005 08	463 84
GRUPO TELEVISA SA DE CVFGLOBAL DEP RCPT REP ORD TV	33 0000	09/07/05	02/03/06	2,715 82	2,212 52	503 30
INDIA FUND INC TENDER OFFER IFN	170.0000	06/14/05	02/03/06	7,679 90	4,858 60	2,821 30
INDIA FUND INC TENDER OFFER IFN	73 0000	11/28/05	02/03/06	3,297 84	2,924 38	373 46
NICE SYSTEMS LTD ADR FSPONSORED ADR NICE	104 0000	05/05/05	02/09/06	5,367 13	4,007 12	1,360 01
NICE SYSTEMS LTD ADR FSPONSORED ADR NICE	48 0000	12/27/05	02/09/06	2,477 13	2,351 80	125 33
GRUPO TELEVISA SA DE CVFGLOBAL DEP RCPT REP ORD TV	7 0000	09/07/05	02/14/06	550.60	469 32	81 28
GRUPO TELEVISA SA DE CVFGLOBAL DEP RCPT REP ORD TV	58 0000	01/13/06	02/14/06	4,562 14	4,762 96	(200 82)
TELE NORTE LESTE ADR FSPONSORED ADR TNE	135 0000	09/09/05	02/15/06	2,388 07	2,050 65	337 42
TELE NORTE LESTE ADR FSPONSORED ADR TNE	22 0000	10/17/05	02/15/06	389 17	373 56	15 61
GRUPO TELEVISA SA DE CVFGLOBAL DEP RCPT REP ORD TV	3 0000	01/13/06	02/16/06	239 99	246 36	(6 37)
GRUPO TELEVISA SA DE CVFGLOBAL DEP RCPT REP ORD TV	65 0000	01/19/06	02/16/06	5,199 84	5,317 65	(117 81)
Total Short Term				42,591.62	35,663.85	6,927.77

STATEMENT C PAGE 42 OF 48

Please see "Endnotes for Your Account" section for an explanation of the endnote codes and symbols on this statement

CT2D2701 001393 71608



EIN: 74-6084245

Accounting Method
Mutual Funds Average
All Other Securities First In First Out [FIFO]

Realized Gain or (Loss)

Short Term	Quantity/Par	Acquired/ Opened	Sold/ Closed	Total Proceeds	Cost Basis	Realized Gain or (Loss)
ISHARES MSCI MALAYSIA FMALAYSIA INDEX FUND EWM	30 0000	05/02/05	12/30/05	204 89	206 40	(1 51)
PARTNERS COMMUNS CO ADRFSPONSORED ADR PTNR	20 0000	04/21/05	12/30/05	167 68	172 00	(4 32)
PARTNERS COMMUNS CO ADRFSPONSORED ADR PTNR	53 0000	04/28/05	12/30/05	444 36	452 62	(8 26)
PARTNERS COMMUNS CO ADRFSPONSORED ADR PTNR	93 0000	06/21/05	12/30/05	779 72	746 06	33 66
CIA BRASILEIRA DIST ADRFSPONSORED ADR CBD	75 0000	08/31/05	01/04/06	2,828 96	1,781 25	1,047 71
CIA BRASILEIRA DIST ADRFSPONSORED ADR CBD	103 0000	09/21/05	01/04/06	3,885 10	2,774 19	1,110 91
ISHARES MSCI MALAYSIA FMALAYSIA INDEX FUND EWM	424 0000	05/02/05	01/04/06	2,895 83	2,917 12	(21 29)
ISHARES MSCI MALAYSIA FMALAYSIA INDEX FUND EWM	608 0000	05/04/05	01/04/06	4,152 51	4,322 88	(170 37)
ISHARES MSCI MALAYSIA FMALAYSIA INDEX FUND EWM	130 0000	05/10/05	01/04/06	887 87	916 50	(28 63)
ISHARES MSCI MALAYSIA FMALAYSIA INDEX FUND EWM	235 0000	07/06/05	01/04/06	1,605 00	1,668 50	(63 50)
ISHARES MSCI MALAYSIA FMALAYSIA INDEX FUND EWM	713 0000	07/12/05	01/04/06	4,869 64	5,097 95	(228 31)
ISHARES MSCI MALAYSIA FMALAYSIA INDEX FUND EWM	603 0000	07/25/05	01/04/06	4,118 37	4,552 65	(434 28)
ZORAN CORP NEW ZRAN	220 0000	08/01/05	01/05/06	4,039 88	3,187 22	852 66
TELE NORTE LESTE ADR FSPONSORED ADR TNE	30 0000	04/21/05	01/11/06	536 98	444 60	92 38

STATEMENT C PAGE 44 OF 48

Please see "Endnotes for Your Account" section for an explanation of the endnote codes and symbols on this statement

CT1D2701-001477 78384



EIN: 74-6084245

Accounting Method
Mutual Funds Average
All Other Securities First In First Out [FIFO]

Realized Gain or (Loss) (continued)

STATEMENT C PAGE 45 OF 48

Short Term (continued)	Quantity/Par	Acquired/ Opened	Sold/ Closed	Total Proceeds	Cost Basis	Realized Gain or (Loss)
TELE NORTE LESTE ADR FSPONSORED ADR TNE	15 0000	04/28/05	01/11/06	268 49	223 35	45 14
TELE NORTE LESTE ADR FSPONSORED ADR TNE	12 0000	09/09/05	01/11/06	214 80	182 28	32 52
ISHARES MSCI MEXICO IDXF MEXICO FREE INDEX FUND EWW	63 0000	01/26/05	01/13/06	2,394 55	1,549 80	844 75
ORBOTECH LTD F ORBK	98 0000	06/14/05	01/17/06	2,489 12	2,126 45	362 67
ORBOTECH LTD F ORBK	95 0000	06/14/05	01/18/06	2 424 41	2,061 36	363 05
ORBOTECH LTD F ORBK	116 0000	12/27/05	01/18/06	2,960 33	2,822 28	138 05
INDIA FUND INC TENDER OFFER IFN	56 0000	02/16/05	01/19/06	2,417 44	1,514 24	903 20
INDIA FUND INC TENDER OFFER IFN	60 0000	04/21/05	01/19/06	2,590 12	1,550 40	1 039 72
INDIA FUND INC TENDER OFFER IFN	6 0000	06/14/05	01/19/06	259 01	171 48	87 53
ISHARES MSCI MEXICO IDXF MEXICO FREE INDEX FUND EWW	37 0000	01/26/05	01/19/06	1,388 20	910 20	478 00
ISHARES MSCI MEXICO IDXF MEXICO FREE INDEX FUND EWW	100 0000	04/21/05	01/19/06	3,751 88	2 329 00	1,422 88
ISHARES MSCI MEXICO IDXF MEXICO FREE INDEX FUND EWW	30 0000	04/28/05	01/19/06	1,125 56	714 60	410 96
JSC MMC NORILSK ADR FSPONSORED ADR NILSY	6 0000	04/28/05	01/19/06	485 98	339 00	146 98
JSC MMC NORILSK ADR FSPONSORED ADR NILSY	76 0000	07/07/05	01/19/06	6,155 81	4,807 00	1,348 81
JSC MMC NORILSK ADR FSPONSORED ADR NILSY	30 0000	07/11/05	01/19/06	2,429 92	1,950 00	479 92
JSC MMC NORILSK ADR FSPONSORED ADR NILSY	7 0000	01/03/06	01/19/06	566 99	656 25	(89 26)

Please see "Endnotes for Your Account" section for an explanation of the endnote codes and symbols on this statement

CT1D2701 001477 78385



30000147712195

EIN: 74-6084245

Accounting Method
Mutual Funds Average
All Other Securities First In First Out (FIFO)

Realized Gain or (Loss) (continued)

Short Term (continued)	Quantity/Par	Acquired/ Opened	Sold/ Closed	Total Proceeds	Cost Basis	Realized Gain or (Loss)
OPEN JOINT STOCK CO ADRFVIMPEL-COMMUNICATIONS VIP	20 0000	04/21/05	01/20/06	963 08	709 00	254 08
OPEN JOINT STOCK CO ADRFVIMPEL-COMMUNICATIONS VIP	7 0000	04/28/05	01/20/06	337 09	235 06	102 03
KT CORPORATION ADR FSPONSORED ADR KTC	110 0000	04/21/05	01/24/06	2,303 33	2 217 60	85 73
KT CORPORATION ADR FSPONSORED ADR KTC	75 0000	04/28/05	01/24/06	1,570 45	1 496 25	74 20
KT CORPORATION ADR FSPONSORED ADR KTC	279 0000	07/15/05	01/24/06	5 842 08	5 869 52	(27 44)
KI CORPORATION ADR FSPONSORED ADR KIC	301 0000	11/28/05	01/24/06	6,302 74	6,622 00	(319 26)
MECHEL STEEL GROUP OAP ** PENDING ENLISTMENT ** BEST EFFO MTL	71 0000	07/29/05	01/25/06	1,934 69	1,966 70	(32 01)
MECHEL STEEL GROUP OAP ** PENDING ENLISTMENT **-- BEST EFFO MTL	139 0000	12/27/05	01/25/06	3 787 63	3 312 56	475 07
ZORAN CORP NEW ZRAN	51 0000	08/01/05	01/26/06	989 37	738 86	250 51
ZORAN CORP NEW ZRAN	240 0000	09/29/05	01/26/06	4 655 85	3,441 60	1,214 25
Total Short Term				92,025.71	79,756.78	12,268.93

Long Term	Quantity/Par	Acquired/ Opened	Sold/ Closed	Total Proceeds	Cost Basis	Realized Gain or (Loss)
PARTNERS COMMUNS CO ADR FSPONSORED ADR PTNR	39 0000	12/07/04	12/29/05	326 41	322 82	3 59

Please see "Endnotes for Your Account" section for an explanation of the endnote codes and symbols on this statement

CITID2701 001477 783P6



STATEMENT C PAGE 46 OF 48

EIN: 74-6084245
Accounting Method
Mutual Funds Average
All Other Securities First In First Out (FIFO)

Realized Gain or (Loss) (continued)

Long Term (continued)	Quantity/Par	Acquired/ Opened	Sold/ Closed	Total Proceeds	Cost Basis	Realized Gain or (Loss)
KT CORPORATION ADR FSPONSORED ADR KIC	100 0000	11/29/04	01/24/06	2,093.94	2,156.00	(62.06)
Total Long Term				39,911.85	25,452.03	14,459.82

Total Realized Gain or (Loss)				1,405,821.99	1,156,432.41	249,389.58
-------------------------------	--	--	--	--------------	--------------	------------

Schwab has provided accurate realized gain and loss information wherever possible for most investments. Cost basis data may be incomplete or unavailable for some of your holdings. If all data for a given investment is not available, the investment will not be listed here.

EIN: 74-6084245

Realized Gain or (Loss)

Accounting Method First In First Out (FIFO)

STATEMENT D PAGE 1 OF 19

Short Term	Quantity/Par	Acquired/ Opened	Sold/ Closed	Total Proceeds	Cost Basis	Realized Gain or (Loss)
ABN AMRO HOLDING NV ADR FSPONSORED ADR ABN	20 8461	08/04/05	07/21/06	553 53	494 91	58 62
ABN AMRO HOLDING NV ADR FSPONSORED ADR ABN	200 0000	09/21/05	07/21/06	5,310 64	4,820 38	490 26
ABN AMRO HOLDING NV ADR FSPONSORED ADR ABN	29 0985	04/26/06	07/21/06	772 66	794 58	(21 92)
ACOM CO LTD ADR FSPONSORED ADR ACMUY	450 0000	01/20/06	07/21/06	5,242 34	6,931 80	(1,689 46)
ACOM CO LTD ADR FSPONSORED ADR ACMUY	490 0000	01/25/06	07/21/06	5,708 32	7,587 75	(1,879 43)
ACOM CO LTD ADR FSPONSORED ADR ACMUY	300 0000	05/01/06	07/21/06	3,494 89	4,436 55	(941 66)
AEGON NV ORD REG AMER FSPONSORED ADR AEG	43 9400	08/15/05	07/21/06	706 97	602 10	104 87
ALCATEL ADR FSPONSORED ADR ALA	560 0000	10/07/05	07/21/06	5,969 41	7,335 83	(1,366 42)
BANCO SANTANDR CENT ADR FSPONSORED ADR 1 ADR REPS 1 STD	750 0000	VARIOUS	07/21/06	10,786 16	6,740.92	4,045.24
BRITISH SKY PLC ADR F1 ADR REP 4 ORD BSY	440 0000	12/14/05	07/21/06	17,683 05	15,648 16	2,034 89
COMPASS GROUP PLC ADR FSPONSORED ADR CMPGY	1,410 0000	10/06/05	07/21/06	6,344 81	4,955 87	1,388 94
DEUTSCHE TELEKOM AG ADR F1 ADR REP 1 ORD DT	450 0000	08/24/05	07/21/06	6,902 79	8,615 43	(1,712 64)
DEUTSCHE TELEKOM AG ADR F1 ADR REP 1 ORD DT	330 0000	11/23/05	07/21/06	5,062 04	5,581 95	(519 91)
FRANCE TELECOM SA ADR F1 ADR REPS 1 ORD FTF	210 0000	11/02/05	07/21/06	4,613 56	5,526 57	(913 01)

Please see "Footnotes for Your Account" section for an explanation of the endnote codes and symbols on this statement

01/02/01 002909 162886



Realized Gain or (Loss) (continued)

Accounting Method First In First Out [FIFO]

Short Term (continued)	Quantity/Par	Acquired/ Opened	Sold/ Closed	Total Proceeds	Cost Basis	Realized Gain or (Loss)
FRANCE TELECOM SA ADR F1 ADR REPS 1 ORD FTE	260 0000	12/05/05	07/21/06	5,712 02	6 481 70	(769 68)
FRANCE TELECOM SA ADR F1 ADR REPS 1 ORD FTE	200 0000	02/15/06	07/21/06	4,393 86	4 534 34	(140 48)
FRANCE TELECOM SA ADR F1 ADR REPS 1 ORD FTE	200 0000	03/03/06	07/21/06	4,393 86	4 370 78	23 08
FRANCE TELECOM SA ADR F1 ADR REPS 1 ORD FTE	380 0000	04/24/06	07/21/06	8,348 35	8,611 86	(263 51)
FUJI PHOTO FILM LTD ADR F1 ADR REP 1 ORD FUJIY	350 0000	08/03/05	07/21/06	11,328 28	10,992 10	336 18
FUJI PHOTO FILM LTD ADR F1 ADR REP 1 ORD FUJIY	290 0000	09/02/05	07/21/06	9 386 28	9 594 16	(207 88)
HITACHI LTD ADR NEW FSPONSORED ADR HIT	70 0000	09/07/05	07/21/06	4,249 57	4 308 17	(58 60)
INFINEON TECH AG ADR FSPONSORED ADR IFX	1,660 0000	01/20/06	07/21/06	17,396 27	15 853 00	1,543 27
INFINEON TECH AG ADR FSPONSORED ADR IFX	420 0000	03/15/06	07/21/06	4,401 46	4,167 16	234 30
KNINKLJKE AHOLD NEW ADR FSPONSORED ADR AHO	870 0000	11/04/05	07/21/06	7,467 25	5,889 55	1 577 70
NESTLE S A REG B ADR F4 ADRS REP 1 REG B ORD NSRGY	120 0000	04/25/06	07/21/06	9,503 71	9,075 80	427 91
NORTEL NETWORKS CP NEW FHOLDING COMPANY NT	2,080 0000	04/28/06	07/21/06	4,097 47	5,551 10	(1,453 63)
NORTEL NETWORKS CP NEW FHOLDING COMPANY NT	2,520 0000	05/05/06	07/21/06	4,964 25	7,028 78	(2 064 53)
PROMISE CO LTD ADR FUNSPONSORED ADR 1 ADR REPS 0 PMSEY	190 0000	05/08/06	07/21/06	4,455 36	6,020 51	(1,565 15)

Please see "Endnotes for Your Account" section for an explanation of the endnote codes and symbols on this statement

CT7D2801 002969 162887



EIN: 74-6084245

Realized Gain or (Loss) (continued)

Accounting Method First In First Out (FIFO)

Short Term (continued)	Quantity/Par	Acquired/ Opened	Sold/ Closed	Total Proceeds	Cost Basis	Realized Gain or (Loss)
PROMISE CO LTD ADR FUNSPONSORED ADR 1 ADR REPS 0 PMSEY	230 0000	05/24/06	07/21/06	5,393.33	6,748.13	(1,354.80)
PROMISE CO LTD ADR FUNSPONSORED ADR 1 ADR REPS 0 PMSEY	350 0000	07/06/06	07/21/06	8,207.25	9,008.13	(800.88)
S K TELECOM LTD ADR FSPONSORED ADR SKM	270 0000	08/25/05	07/21/06	6,051.05	5,756.54	294.51
S K TELECOM LTD ADR FSPONSORED ADR SKM	300 0000	11/29/05	07/21/06	6,723.39	6,150.00	573.39
S K TELECOM LTD ADR FSPONSORED ADR SKM	350 0000	01/06/06	07/21/06	7,843.96	7,507.99	335.97
SANOFI SYNTHELABO ADR FSPONSORED ADR SNY	290 0000	11/02/05	07/21/06	14,178.24	11,514.57	2,663.67
SANOFI SYNTHELABO ADR FSPONSORED ADR SNY	160 0000	03/17/06	07/21/06	7,822.48	7,227.44	595.04
SONY CORP ADR NEW F1 ADR REP 1 ORD SNE	60 0000	09/09/05	07/21/06	2,437.48	2,158.75	278.73
SONY CORP ADR NEW F1 ADR REP 1 ORD SNE	270 0000	10/19/05	07/21/06	10,968.68	8,955.74	2,012.94
STMICROELECTRONICS NY FNY REG SH STM	250 0000	05/24/06	07/21/06	3,720.39	4,130.00	(409.61)
STMICROELECTRONICS NY FNY REG SH STM	450 0000	06/28/06	07/21/06	6,696.69	6,981.84	(285.15)
SWISS REINSURANCE ADR FSPONSORED ADR SWCEY	150 0000	07/14/06	07/21/06	10,282.18	10,319.63	(37.45)
TELECOM ITALIA NEW ADR FSPONSORED ADR TI	220 0000	09/21/05	07/21/06	5,853.29	6,998.93	(1,145.64)
TELECOM ITALIA NEW ADR FSPONSORED ADR TI	490 0000	11/23/05	07/21/06	13,036.88	13,686.58	(649.70)
TELECOM ITALIA NEW ADR FSPONSORED ADR TI	280 0000	07/19/06	07/21/06	7,449.64	7,360.47	89.17

Please see "Endnotes for Your Account" section for an explanation of the endnote codes and symbols on this statement

01/02/01 002969 162828



EIN: 74-6084245

Realized Gain or (Loss) (continued)

Accounting Method First In First Out [FIFO]

Short Term (continued)	Quantity/Par	Acquired/ Opened	Sold/ Closed	Total Proceeds	Cost Basis	Realized Gain or (Loss)
TELESP CELULAR PART ADRFSPONSORED ADR 1 ADR REPS 1 VIV	2 1597	04/06/06	07/21/06	4 88	15 79 ^e	(10 91)
TELESP CELULAR PART ADRFSPONSORED ADR 1 ADR REPS 1 VIV	3 2399	04/06/06	07/21/06	7 31	20 55 ^e	(13 24)
TELESP CELULAR PART ADRFSPONSORED ADR 1 ADR REPS 1 VIV	17 9991	04/06/06	07/21/06	40 68	140 32 ^e	(99 64)
THOMSON ADR FFUNGIBLE TMS	320 0000	06/28/06	07/21/06	5,075 23	5,062 14	13 09
THOMSON ADR FFUNGIBLE TMS	920 0000	07/07/06	07/21/06	14,591 30	14,975 58	(384 28)
TIM PARTICIPACOES ADR FSPONSORED ADR TSU	29 0000	VARIOUS	07/21/06	754 67	0.00	754.67
TYCO INTL LTD NEW F TYC	770 0000	03/20/06	07/21/06	19 364 90	20,848 44	(1,483 54)
VOLKSWAGEN A G SPON ADRF1 ADR REO 1/5 ORD VLKAY	810 0000	11/17/05	07/21/06	10,610 68	8,427 89	2,182 79
WOLTERS KLUWER SPON ADRFSPONSORED ADR WIKWY	37 7297	04/24/06	07/21/06	839 46	974 34	(134 88)
DAIICHI SANKYO CO ORD F DSKYF	700 0000	01/18/06	07/24/06	18,200 63	14,295 75	3,904 88
DAIICHI SANKYO CO ORD F DSKYF	300 0000	01/25/06	07/24/06	7,800 27	6,311 31	1,488 96
ELECTRICITE DE FRNC ORDF ECIFF	510 0000	12/14/05	07/24/06	24,811 50	20,011 74	4,799 76
ITV PLC ORD F ITVPF	5,380 0000	10/14/05	07/24/06	9,724 35	10,256 97	(532 62)
ITV PLC ORD F ITVPF	5,100 0000	11/11/05	07/24/06	9,218 25	9,715 50	(497 25)
ITV PLC ORD F ITVPF	3,230 0000	12/12/05	07/24/06	5,838 23	6,330 48	(492 25)
ITV PLC ORD F ITVPF	620 0000	12/13/05	07/24/06	1,120 65	1,213 46	(92 81)
UNICREDITO ITAL SPA ORDF UNCFE	2,825 0000	07/26/05	07/24/06	20,715 73	14,947 93	5,767 80
Total Short Term				444,632.81	430,604.74	14,028.07

STATEMENT D PAGE 4 OF 19

Please see "Endnotes for Your Account" section for an explanation of the endnote codes and symbols on this statement

CT/D2801 002969 162889



3000029690416

EIN: 74-6084245

Realized Gain or (Loss) (continued)

Accounting Method: First In First Out (FIFO)

STATEMENT D PAGE 5 OF 19

Long Term	Quantity/Pai	Acquired/ Opened	Sold/ Closed	Total Proceeds	Cost Basis	Realized Gain or (Loss)
FINTECH FIN V ADR FWITH STOCK SPLIT SHARES 1 ADR REP 1 FINKY	460 0000	03/22/04	06/30/06	9 696 13	7,344 23 °	2,351 90
CARRIE-FOUR SPRMCH SA ORDF CREF	170 0000	10/20/04	07/10/06	10 108 37	7,481 21	2,627 16
ABN AMRO HOLDING NV ADR FSPONSORED ADR ABN	673 6498	03/03/03	07/21/06	17,887 55	10,624 07 °	7,263 48
ABN AMRO HOLDING NV ADR FSPONSORED ADR ABN	33 0000	04/30/03	07/21/06	876 26	637 89 °	238 37
ABN AMRO HOLDING NV ADR FSPONSORED ADR ABN	32 0000	08/15/03	07/21/06	849 70	574 72 °	274 98
ABN AMRO HOLDING NV ADR FSPONSORED ADR ABN	26 0000	04/30/04	07/21/06	690 38	554 06 °	136 32
ABN AMRO HOLDING NV ADR FSPONSORED ADR ABN	26 0000	08/09/04	07/21/06	690 38	563 94 °	126 44
ABN AMRO HOLDING NV ADR FSPONSORED ADR ABN	21 4054	04/27/05	07/21/06	568 38	497 77	70 61
ALCOHOL NV ORD REG AMER FSPONSORED ADR ALG	1,178 2822	12/01/04	07/21/06	18 957 98	14,739 37	4 218 61
ALCOHOL NV ORD REG AMER FSPONSORED ADR ALG	47 7777	04/25/05	07/21/06	768 72	590 43	178 29
AKZO NOBEL NV SPON ADR FSPONSORED ADR AKZO	235 0000	03/03/03	07/21/06	12,238 42	5,076 44 °	7,161 98
AKZO NOBEL NV SPON ADR FSPONSORED ADR AKZO	11 0000	09/10/03	07/21/06	572 86	362 62 °	210 24
AKZO NOBEL NV SPON ADR FSPONSORED ADR AKZO	184 0000	09/10/03	07/21/06	9,582 51	6 065 56 °	3,516 95
AKZO NOBEL NV SPON ADR FSPONSORED ADR AKZO	60 0000	11/19/03	07/21/06	3,124 73	2,031 64 °	1,093 09

Please refer to the "Endnotes for Your Account" section for an explanation of the endnote codes and symbols on this statement.

© 2006 Charles Schwab & Co.



EIN: 74-6084245

Realized Gain or (Loss) (continued)

Accounting Method First In First Out (FIFO)

Long Term (continued)	Quantity/Par	Acquired/ Opened	Sold/ Closed	Total Proceeds	Cost Basis	Realized Gain or (Loss)
AKZO NOBEL NV SPON ADR FSPONSORED ADR AKZOY	15 0000	07/14/04	07/21/06	781 19	538 56 ^e	242 63
ALCATEL ADR FSPONSORED ADR ALA	590 0000	06/27/01	07/21/06	6,289 21	11,788 20 ^e	(5,498 99)
ALCATEL ADR FSPONSORED ADR ALA	120 0000	07/05/01	07/21/06	1,279 16	2,103 60 ^e	(824 44)
ALCATEL ADR FSPONSORED ADR ALA	40 0000	02/27/02	07/21/06	426 39	559 18 ^e	(132 79)
ALCATEL ADR FSPONSORED ADR ALA	1,125 0000	03/03/03	07/21/06	11,992 13	8,010 00 ^e	3,982 13
ALCATEL ADR FSPONSORED ADR ALA	35 0000	05/25/04	07/21/06	373 09	484 10 ^e	(111 01)
ALCATEL ADR FSPONSORED ADR ALA	120 0000	08/10/04	07/21/06	1,279 16	1,435 42 ^e	(156 26)
ALCATEL ADR FSPONSORED ADR ALA	490 0000	03/28/05	07/21/06	5,223 24	6,002 50	(779 26)
BOMBARDIER INC CV CL B FSUBORDINATE VOTING BDRBF	2,960 0000	12/13/04	07/21/06	8,198 94	5,328 00	2,870 94
BT GROUP PLC ADR FSPONSORED ADR BT	10 0000	02/01/02	07/21/06	436 79	336 45 ^e	100 34
BT GROUP PLC ADR FSPONSORED ADR BT	465 0000	03/03/03	07/21/06	20,310 58	12,113 25 ^e	8,197 33
BT GROUP PLC ADR FSPONSORED ADR BT	150 0000	02/17/04	07/21/06	6,551 79	5,135 34 ^e	1,416 45
COMPASS GROUP PLC ADR FSPONSORED ADR CMPGY	4,520 0000	12/08/04	07/21/06	20,339 37	20,434 92	(95 55)
CONTAX PARTICIPACS ADR FSPONSORED ADR CTXNY	250 0000	06/27/01	07/21/06	197 49	0 00 ^e	197 49
CONTAX PARTICIPACS ADR FSPONSORED ADR CTXNY	30 0000	07/05/01	07/21/06	23 70	0 00 ^e	23 70
CONTAX PARTICIPACS ADR FSPONSORED ADR CTXNY	45 0000	08/14/01	07/21/06	35 55	0 00 ^e	35 55
DAIMLERCHRYSLER A G F DCX	140 0000	03/03/03	07/21/06	6,712 79	4,317 60 ^e	2,395 19
DAIMLERCHRYSLER A G F DCX	20 0000	03/17/03	07/21/06	958 97	555 19 ^e	403 78

Please see "Endnotes for Your Account" section for an explanation of the endnote codes and symbols on this statement

C1/D2d01 002969 162d91



EIN: 74-6084245

Realized Gain or (Loss) (continued)

Accounting Method First In First Out (FIFO)

Long Term (continued)	Quantity/Par	Acquired/ Opened	Sold/ Closed	Total Proceeds	Cost Basis	Realized Gain or (Loss)
DAIMLERCHRYSLER A G F DCX	15 0000	03/24/04	07/21/06	719 23	606 94 ^e	112 29
DAIMLERCHRYSLER A G F DCX	130 0000	05/11/05	07/21/06	6,233 31	5,175 76	1,057 55
DAIMLERCHRYSLER A G F DCX	320 0000	05/13/05	07/21/06	15,343 52	12,821 66	2,521 86
DBS GROUP HOLDINGS ADR F SPONSORED ADR NEW DBSDY	60 0000	04/11/03	07/21/06	2,684 92	1,220 41 ^e	1,464 51
DBS GROUP HOLDINGS ADR F SPONSORED ADR NEW DBSDY	420 0000	07/12/04	07/21/06	18,794 42	15,103 28 ^e	3,691 14
DEUTSCHE TELEKOM AG ADR F1 ADR REP 1 ORD DT	425 0000	06/27/01	07/21/06	6,519 30	8,840 00 ^e	(2,320 70)
DEUTSCHE TELEKOM AG ADR F1 ADR REP 1 ORD DT	150 0000	08/21/01	07/21/06	2,300 93	2,330 24 ^e	(29 31)
DEUTSCHE TELEKOM AG ADR F1 ADR REP 1 ORD DT	1,030 0000	03/03/03	07/21/06	15,799 71	11,433 00 ^e	4,366 71
ELECTROBRAS ADR F1 ADR REP 500 ORD CAHY	1,340 0000	06/27/01	07/21/06	14,069 56	8,884 20 ^e	5,185 36
ELECTROBRAS ADR F1 ADR REP 500 ORD CAHY	185 0000	07/05/01	07/21/06	1,942 44	1,110 00 ^e	832 44
FRANCE TELECOM SA ADR F1 ADR REPS 1 ORD FTE	140 0000	06/04/04	07/21/06	3 075 71	3,395 18 ^e	(319 47)
FRANCE TELECOM SA ADR F1 ADR REPS 1 ORD FTE	340 0000	09/09/04	07/21/06	7,469 57	8,079 90 ^e	(610 33)
FUJI PHOTO FILM LTD ADR F1 ADR REP 1 ORD FUJY	80 0000	05/24/04	07/21/06	2,591 12	2,310 62 ^e	280 50
FUJI PHOTO FILM LTD ADR F1 ADR REP 1 ORD FUJY	20 0000	07/07/05	07/21/06	647 78	645 08	2 70
FUJI PHOTO FILM LTD ADR F1 ADR REP 1 ORD FUJY	100 0000	07/07/05	07/21/06	3,237 90	3 225 40	12 50

Please see "Endnotes for Your Account" section for an explanation of the endnote codes and symbols on this statement

01/10/2001 002589 162692



STATEMENT D PAGE 7 OF 19

EIN: 74-6084245

Realized Gain or (Loss) (continued)

Accounting Method First In First Out (FIFO)

Long Term (continued)	Quantity/Par	Acquired/ Opened	Sold/ Closed	Total Proceeds	Cost Basis	Realized Gain or (Loss)
FUJII PHOTO FILM LTD ADRF1 ADR REP 1 ORD FUJIY	260 0000	07/07/05	07/21/06	8,415 29	8 386 04	29 25
GLAXOSMITHKLINE PLC ADRFSPONSORED ADR GSK	75 0000	03/03/03	07/21/06	4,156 22	2,670 24 ^e	1,485 98
GLAXOSMITHKLINE PLC ADRFSPONSORED ADR GSK	195 0000	07/18/03	07/21/06	10,806 18	7,291 79 ^e	3,514 39
GLAXOSMITHKLINE PLC ADRFSPONSORED ADR GSK	135 0000	09/04/03	07/21/06	7,481 20	5,471 78 ^e	2,009 42
GLAXOSMITHKLINE PLC ADRFSPONSORED ADR GSK	10 0000	01/14/04	07/21/06	554 16	454 36 ^e	99 80
GLAXOSMITHKLINE PLC ADRFSPONSORED ADR GSK	20 0000	02/23/04	07/21/06	1,108 33	856 00 ^e	252 33
GLAXOSMITHKLINE PLC ADRFSPONSORED ADR GSK	75 0000	07/12/04	07/21/06	4,156 22	3,017 25 ^e	1,138 97
HEINEKEN N V ADR FWITH STOCK SPLIT SHARES 1 ADR REP 1 HINKY	964 0000	03/22/04	07/21/06	21,255 54	15,390 96 ^e	5,864 58
HITACHI LTD ADR NEW FSPONSORED ADR HIT	310 0000	03/03/03	07/21/06	18,819 52	13,268 00 ^e	5,551 52
HITACHI LTD ADR NEW FSPONSORED ADR HIT	160 0000	08/15/03	07/21/06	9,713 30	7,246 88 ^e	2,466 42
INVENSYS PLC S A ADR F IVNSY	2,295 0000	06/27/01	07/21/06	1,399 90	9,065 25 ^e	(7,665 35)
INVENSYS PLC S A ADR F IVNSY	220 0000	07/05/01	07/21/06	134 20	781 00 ^e	(646 80)
INVENSYS PLC S A ADR F IVNSY	200 0000	09/06/01	07/21/06	121 99	523 78 ^e	(401 79)
J SAINSBURY PLC ADR FSPONSORED ADR 1 ADR REP 4 JSAIY	513 5967	03/30/04	07/21/06	12,788 16	11,577 99 ^e	1,210 17
J SAINSBURY PLC ADR FSPONSORED ADR 1 ADR REP 4 JSAIY	87 4033	05/11/04	07/21/06	2,176 27	1,931 80 ^e	244 47

STATEMENT D PAGE 8 OF 19

Please see "Endnotes for Your Account" section for an explanation of the endnote codes and symbols on this statement

C17D2801-002969 162893



EIN: 74-6084245

Realized Gain or (Loss) (continued)

Accounting Method First In First Out (FIFO)

Long Term (continued)	Quantity/Par	Acquired/ Opened	Sold/ Closed	Total Proceeds	Cost Basis	Realized Gain or (Loss)
TSAINSBURY PLC ADR FSPONSORED ADR 1 ADR REP 4 JSAY	530 0000	11/12/04	07/21/06	13,196 60	10,779 03	2,417 57
KNINKI JKE AHOLD NEW ADR FSPONSORED ADR AHO	360 0000	11/13/02	07/21/06	3,089 89	4,211 06 °	(1,121 17)
KNINKI JKE AHOLD NEW ADR FSPONSORED ADR AHO	1,865 0000	03/03/03	07/21/06	16,007 36	7,497 30 °	8,510 06
KNINKI JKE AHOLD NEW ADR FSPONSORED ADR AHO	135 0000	03/04/03	07/21/06	1,158 71	477 90 °	680 81
KNINKI JKE AHOLD NEW ADR FSPONSORED ADR AHO	670 0000	06/29/05	07/21/06	5,750 63	5,479 33	271 30
KOREA ELEC POWER CP ADR F1 ADR REP 1/2 ORD REP	985 0000	03/03/03	07/21/06	18,121 47	8,224 75 °	9,896 72
KI CORPORATION ADR FSPONSORED ADR KIC	350 0000	02/26/02	07/21/06	7,353 27	7,431 73 °	(78 46)
KI CORPORATION ADR FSPONSORED ADR KIC	120 0000	05/08/02	07/21/06	2,521 12	2,737 08 °	(215 96)
KI CORPORATION ADR FSPONSORED ADR KIC	20 0000	05/09/02	07/21/06	420 19	447 66 °	(27 17)
KI CORPORATION ADR FSPONSORED ADR KIC	120 0000	09/29/03	07/21/06	2,521 12	2,401 80 °	119 32
MAHKS & SPENCER NEW ADR FSPONSORED ADR MAKSY	355 0000	01/09/04	07/21/06	22,701 55	11,023 96 °	11,677 59
MILEA HOLDINGS INC ADR F1 ADR REP 005 ORD MLEA	20 0000	11/13/03	07/21/06	1,787 35	1,190 37 °	596 98
MILEA HOLDINGS INC ADR F1 ADR REP 005 ORD MLEA	20 0000	12/03/03	07/21/06	1,787 34	1,131 33 °	656 01
MITSUBISHI FINL GP ADR FSPONSORED ADR 1 ADR REP 17 MFU	665 0000	03/03/03	07/21/06	8,807 71	2,719 85 °	6,087 86

Please see "Endnotes for Your Account" section for an explanation of the endnote codes and symbols on this statement

© 2006 Charles Schwab & Co. All rights reserved. Member SIPC



EIN: 74-6084245

Realized Gain or (Loss) (continued)

Accounting Method First In First Out [FIFO]

Long Term (continued)	Quantity/Par	Acquired/ Opened	Sold/ Closed	Total Proceeds	Cost Basis	Realized Gain or (Loss)
NESTLE S A REG B ADR F4 ADRS REP 1 REG B ORD NSRGY	150 0000	03/03/03	07/21/06	11,879 63	7,492.50 ^e	4,387 13
NESTLE S A REG B ADR F4 ADRS REP 1 REG B ORD NSRGY	170 0000	06/19/03	07/21/06	13,463 58	9,368 45 ^e	4,095 13
NESTLE S A REG B ADR F4 ADRS REP 1 REG B ORD NSRGY	50 0000	07/11/03	07/21/06	3,959 88	2,499 04 ^e	1,460 84
NESTLE S A REG B ADR F4 ADRS REP 1 REG B ORD NSRGY	50 0000	11/25/03	07/21/06	3,959 88	2,842 33 ^e	1,117 55
NESTLE S A REG B ADR F4 ADRS REP 1 REG B ORD NSRGY	110 0000	12/14/04	07/21/06	8,711 73	7,125 68	1,586 05
NIPPON TELE & TEL ADR FSPONSORED ADR NTT	675 0000	06/27/01	07/21/06	16,806 98	17,658 00 ^u	(851 02)
NIPPON TELE & TEL ADR FSPONSORED ADR NTT	20 0000	07/05/01	07/21/06	497 98	535 80 ^e	(37 82)
NIPPON TELE & TEL ADR FSPONSORED ADR NTT	75 0000	04/22/02	07/21/06	1,867 44	1,469 99 ^e	397 45
NIPPON TELE & TEL ADR FSPONSORED ADR NTT	140 0000	01/13/04	07/21/06	3,485 90	3,405 58 ^e	80 32
NORTEL NETWORKS CP NEW FHOLDING COMPANY NT	3,390 0000	05/13/05	07/21/06	6,678 09	8,871 63	(2,193 54)
PORTUGAL TELECM SPN ADRFSPONSORED ADR PT	1,595 0000	03/03/03	07/21/06	19,267 00	10,336 71 ^e	8,930 29
PORTUGAL TELECM SPN ADRFSPONSORED ADR PT	110 0000	12/11/03	07/21/06	1,328 76	1,041 07 ^e	287 69
STMICROELECTRONICS NY FNY REG SH STM	1,000 0000	05/04/05	07/21/06	14,881 54	14,471 50	410 04
SWISSCOM AG ADR FSPONSORED ADR SCM	440 0000	03/03/03	07/21/06	14,166 55	13,171 40 ^e	995 15

STATEMENT D PAGE 10 OF 19

Please see "Endnotes for Your Account" section for an explanation of the endnote codes and symbols on this statement

CG/12801 002969 162895



3000029690716

EIN: 74-6084245

Realized Gain or (Loss) (continued)

Accounting Method First In First Out (FIFO)

Long Term (continued)	Quantity/Par	Acquired/ Opened	Sold/ Closed	Total Proceeds	Cost Basis	Realized Gain or (Loss)
TELEBRAS HOLDERS ADR FTRADES WITH DUE BILLS TBH	250 0000	06/27/01	07/21/06	6,636 29	8,233 79 ^e	(1,597 50)
TELEBRAS HOLDERS ADR FTRADES WITH DUE BILLS TBH	30 0000	07/05/01	07/21/06	796 36	926 73 ^e	(130 37)
TELEBRAS HOLDERS ADR FTRADES WITH DUE BILLS TBH	45 0000	08/14/01	07/21/06	1,194 53	1,205 53 ^e	(11 00)
TELECOM CP N Z SPON ADR F1 ADR REP 8 ORD NZT	440 0000	03/03/03	07/21/06	8,867 96	8,262 54 ^e	605 42
TELECOM ITALIA NEW ADR FSPONSORED ADR TI	386 0000	03/03/03	07/21/06	10,269 87	8,121 40 ^e	2,148 47
TELECOM ITALIA NEW ADR FSPONSORED ADR TI	120 0000	08/20/03	07/21/06	3,192 71	3,050 39 ^e	142 32
TELEFON DE MEX L ADR FSPONSORED ADR TMX	20 0000	07/16/01	07/21/06	447 20	330 23 ^e	116 97
TELEFON DE MEX L ADR FSPONSORED ADR TMX	30 0000	06/28/02	07/21/06	670 79	481 12 ^e	189 67
TELEFON DE MEX L ADR FSPONSORED ADR TMX	340 0000	03/03/03	07/21/06	7,602 34	4,955 50 ^e	2,646 84
TELEFONICA SPON ADR F1 ADR REP 3 ORD TEF	279 5111	06/27/01	07/21/06	13,673 27	8 974 02 ^e	4,699 25
TELEFONICA SPON ADR F1 ADR REP 3 ORD TEF	16 7997	07/03/01	07/21/06	821 82	563 93 ^e	257 89
TELEFONICA SPON ADR F1 ADR REP 3 ORD TEF	365 6890	03/03/03	07/21/06	17,888 95	9,604 27 ^e	8,284 68
TELESP CELLULAR PART ADR FSPONSORED ADR 1 ADR REPS 1 VIV	254 7632	06/27/01	07/21/06	575 75	2,899 35 ^e	(2,323 60)
TELESP CELLULAR PART ADR FSPONSORED ADR 1 ADR REPS 1 VIV	30 7350	07/05/01	07/21/06	69 46	328 08 ^e	(258 62)

Please see "Endnotes for Your Account" section for an explanation of the endnote codes and symbols on this statement

17102801 002909 162896



STATEMENT D PAGE 11 OF 19

EIN: 74-6084245

Realized Gain or (Loss) (continued)

Accounting Method: First In First Out (FIFO)

Long Term (continued)	Quantity/Par	Acquired/ Opened	Sold/ Closed	Total Proceeds	Cost Basis	Realized Gain or (Loss)
TELESP CELLULAR PART ADR FSPONSORED ADR 1 ADR REPS 1 VIV	46 1028	08/14/01	07/21/06	104 19	426 77 ^e	(322 58)
TELESP CELLULAR PART ADR FSPONSORED ADR 1 ADR REPS 1 VIV	45 0000	12/09/04	07/21/06	101 70	209 23	(107 53)
UNILEVER N V NY SHS NEWFWITH STOCK SPLIT SHARES 1 NEW YORK S UN	150 0000	09/04/03	07/21/06	3 490 69	2 842 97 ^e	617 72
UNILEVER N V NY SHS NEWFWITH STOCK SPLIT SHARES 1 NEW YORK S UN	1,170 0000	11/19/03	07/21/06	27,227 40	23 172 83 ^e	4,054 57
UNILEVER N V NY SHS NEWFWITH STOCK SPLIT SHARES 1 NEW YORK S UN	240 0000	05/24/04	07/21/06	5,585 11	5 082 45 ^e	502 66
UNILEVER PLC ADR NEW FWITH STOCK SPLIT SHARES 1 ADR REP 4 ILL	918 0000	11/24/04	07/21/06	21,371 39	18,730 52	2 640 87
VOLKSWAGEN A G SPON ADR F1 ADR REO 1/5 ORD VLKAY	235 0000	06/18/03	07/21/06	3 078 40	2,000 63 ^e	1,077 77
VOLKSWAGEN A G SPON ADR F1 ADR REO 1 5 ORD VLKAY	450 0000	01/14/04	07/21/06	5 894 82	4 864 37 ^e	1,030 45
VOLKSWAGEN A G SPON ADR F1 ADR REO 1/5 ORD VLKAY	1,250 0000	03/10/04	07/21/06	16,374 49	11 633 13 ^e	4 741 36
VOLKSWAGEN A G SPON ADR F1 ADR REO 1/5 ORD VLKAY	220 0000	03/31/04	07/21/06	2,881 91	1 948 67 ^e	933 24
WOOLTERS KLUWER SPON ADR FSPONSORED ADR WIKWY	1 283 5502	03/03/03	07/21/06	28 558 12	18 483 12 ^e	10,075 00
WOOLTERS KLUWER SPON ADR FSPONSORED ADR WIKWY	58 0000	04/17/03	07/21/06	1 290 46	800 40 ^e	490 06
WOOLTERS KLUWER SPON ADR FSPONSORED ADR WIKWY	53 7200	04/13/05	07/21/06	1,195 23	953 82	211 41
ZURICH FINL SVCS ADR FSPONSORED ADR ZFSVY	700 0000	03/03/03	07/21/06	14 559 55	5 850 39 ^e	8 709 16

STATEMENT D PAGE 12 OF 19

Please see "Endnotes for Your Account" section for an explanation of the endnote codes and symbols on this statement

11/19/2011 002969 162827

ISDA

Realized Gain or (Loss) (continued)

Accounting Method: First In First Out (FIFO)

Long Term (continued)	Quantity/Par	Acquired Opened	Sold Closed	Total Proceeds	Cost Basis	Realized Gain or (Loss)
CARBON FIBER SPRAY SA ORDF CRFRF	340 0000	10/20/04	07/24/06	20,298.00	14,962.41	5,335.59
FIDUCIARY INSURANCE REGE MURGF	35 0000	06/29/05	07/24/06	4,667.25	3,725.21	942.04
FIDUCIARY INSURANCE REGE MURGF	60 0000	07/21/05	07/24/06	8,001.00	6,903.00	1,098.00
WARRIORFUND SUPP BRK1 ORDF MRWSE	8,220 0000	04/06/05	07/24/06	29,941.35	30,313.72	(372.37)
WARRIORFUND SUPP BRK1 ORDF MRWSE	1,210 0000	06/17/05	07/24/06	4,407.13	3,986.59	420.54
Total Long Term				880,452.85	690,271.02	190,181.83

Where not provided, accurate realized gain and loss information wherever possible for most investments. Cost basis data may be incomplete or unavailable for some of your holdings. If all data for a particular investment is not available, the investment will not be listed here.

STATEMENT D PAGE 13 OF 19

Please refer to the 'Details for Your Account' section for an explanation of the endnote codes and symbols on this statement.

© 2006 Charles Schwab & Co.

This statement is furnished solely for your account at Schwab Institutional, a division of Charles Schwab & Co. (Charles Schwab). Those names appear in this statement are not affiliated with Schwab. Please see Terms and Conditions (2006-2007) for more information.

Realized Gain or (Loss)

Accounting Method: First In First Out (FIFO)

Long Term	Quantity/Par	Acquired/ Opened	Sold/ Closed	Total Proceeds	Cost Basis	Realized Gain or (Loss)
ABN AMRO HOLDING NV ADR FSPONSORED ADR ABN	0.0985	03/03/03	04/26/06	2.72	1.55 ^a	1.17
BI GROUP PLC ADR FSPONSORED ADR BI	145.0000	06/27/01	06/21/06	6,097.81	6,726.78 ^a	(628.97)
BI GROUP PLC ADR FSPONSORED ADR BI	65.0000	02/01/02	06/21/06	2,733.50	2,186.90 ^a	546.60
AKZO NOBEL NV SPON ADR FSPONSORED ADR AKZOY	160.0000	03/03/03	06/27/06	8,167.26	3,456.30 ^a	4,710.96
SCHERING AG ADR FSPONSORED ADR SHR	190.0000	03/31/04	06/27/06	21,123.87	9,042.16 ^a	12,081.71
Total Long Term				38,125.16	21,413.69	16,711.47

Schwab has provided accurate realized gain and loss information wherever possible for most investments. Cost basis data may be incomplete or unavailable for some of your holdings. If all data for a given investment is not available, the investment will not be listed here.

STATEMENT D PAGE 14 OF 19





Schwab One® Account of
WILLIAM KNOX HOLT FOUNDATION

EIN: 74-6084245

STATEMENT D PAGE 15 OF 19

Realized Gain or (Loss)

Accounting Method: First In First Out (FIFO)

Short Term	Quantity/Par	Acquired/ Opened	Sold/ Closed	Total Proceeds	Cost Basis	Realized Gain or (Loss)
UNICREDITO ITAL SPA ORDF UNCF	880 0000	07/26/05	05/02/06	6,711.50	4,656.34	2,055.16
Total Short Term				6,711.50	4,656.34	2,055.16
Long Term	Quantity/Par	Acquired/ Opened	Sold/ Closed	Total Proceeds	Cost Basis	Realized Gain or (Loss)
WOITERS KLUWER SPON ADRFSPONSORED ADR WIKWY	0 7297	03/03/03	04/24/06	17.33	10.51 ^e	6.82
BOMBARDIER INC CV CL B FSUBORDINATE VOTING BDRBF	1,760 0000	12/13/04	04/27/06	6,394.23	3,168.00	3,226.23
PORTUGAL TELECOM SPN ADRFSPONSORED ADR PT	480 0000	03/03/03	05/09/06	6,102.29	3,110.74 ^e	2,991.55
Total Long Term				12,513.85	6,289.25	6,224.60

Please see "Endnotes for Your Account" section for an explanation of the endnote codes and symbols on this statement





EIN: 74-6084245

Realized Gain or (Loss)

Accounting Method: First In First Out (FIFO)

Short Term	Quantity/Par	Acquired/ Opened	Sold/ Closed	Total Proceeds	Cost Basis	Realized Gain or (Loss)
DAIICHI SANKYO CO ORD F DSKYF	200 0000	01/18/06	04/24/06	5,229.72	4,084.50	1,145.22
Total Short Term				5,229.72	4,084.50	1,145.22
Long Term	Quantity/Par	Acquired/ Opened	Sold/ Closed	Total Proceeds	Cost Basis	Realized Gain or (Loss)
J SAINSBURY PLC ADR F SPONSORED ADR 1 ADR REP 4 JSAIY	91 7735	03/11/03	04/18/06	2,197.46	1,516.91	680.55
J SAINSBURY PLC ADR F SPONSORED ADR 1 ADR REP 4 JSAIY	98 2265	03/30/04	04/18/06	2,351.97	2,214.32	137.65
Total Long Term				4,549.43	3,761.23	788.20

Schwab has provided accurate realized gain and loss information wherever possible for most investments. Cost basis data may be incomplete or unavailable for some of your holdings. If all data for a given investment is not available, the investment will not be listed here.


Please see "Footnotes for Your Account" section for an explanation of the endnote codes and symbols on this statement.

U.S. 1099-DIV (01-10-01)



STATEMENT D PAGE 16 OF 19

DUPLICATE



Schwab
INSTITUTIONAL

Schwab One® Account of
WILLIAM KNOX HOLT FOUNDATION

EIN: 74-6084245


STATEMENT D PAGE 17 OF 19

Realized Gain or (Loss)

Mutual Funds Average
All Other Securities First In First Out (FIFO)

Short Term	Quantity/Par	Acquired/ Opened	Sold/ Closed	Total Proceeds	Cost Basis	Realized Gain or (Loss)
ELECTRICITE DE FRNC ORDF ECIF	390 0000	12/14/05	03/07/06	19,932.32	15,303.09	4,629.23
Total Short Term				19,932.32	15,303.09	4,629.23
Long Term	Quantity/Par	Acquired/ Opened	Sold/ Closed	Total Proceeds	Cost Basis	Realized Gain or (Loss)
SUMITOMO MITSUI FIN ADRFSPONSORED ADR SMFJY	880 0000	03/03/03	02/27/06	9,626.37	1,980.00 ^e	7,646.37
Total Long Term				9,626.37	1,980.00	7,646.37

Please see "Endnotes for Your Account" section for an explanation of the endnote codes and symbols on this statement



EIN: 74-6084245
Accounting Method
Mutual Funds: Average
All Other Securities: First In First Out (FIFO)

Realized Gain or (Loss)

Short Term	Quantity/Par	Acquired/ Opened	Sold/ Closed	Total Proceeds	Cost Basis	Realized Gain or (Loss)
KYOCERA LTD ADR F1 ADR REPS 1 COM KYC	150 0000	04/25/05	02/06/06	13,083.25	10,475.31	2,607.94
Total Short Term				13,083.25	10,475.31	2,607.94
Long Term	Quantity/Par	Acquired/ Opened	Sold/ Closed	Total Proceeds	Cost Basis	Realized Gain or (Loss)
BANCO BILBAO ARGENT ADR FSPONSORED ADR BBV	735 0000	03/03/03	02/16/06	14,372.84	6,357.75	8,015.09
Total Long Term				14,372.84	6,357.75	8,015.09

Schwab has provided accurate realized gain and loss information wherever possible for most investments. Cost basis data may be incomplete or unavailable for some of your holdings. If all data for a given investment is not available, the investment will not be listed here.

STATEMENT D PAGE 18 OF 19



Realized Gain or (Loss)		Accounting Method				
		Mutual Funds	Average	All Other Securities First In First Out (FIFO)		
Short Term	Quantity/Par	Acquired/ Opened	Sold/ Closed	Total Proceeds	Cost Basis	Realized Gain or (Loss)
UNICREDITO ITAL SPA ORDF UNCF	2,470 0000	07/26/05	01/11/06	17,702.24	13,069.51	4,632.73
Total Short Term				17,702.24	13,069.51	4,632.73
Long Term	Quantity/Par	Acquired/ Opened	Sold/ Closed	Total Proceeds	Cost Basis	Realized Gain or (Loss)
MATSIISHITA ELEC IND ADRFSPONSORED ADR MC	520 0000	03/03/03	12/29/05	10,053.11	4,633.20 ^e	5,419.91
Total Long Term				10,053.11	4,633.20	5,419.91
Total Realized Gain or (Loss)				1,476,985.45	1,212,899.63	264,085.82

Please see "Endnotes for Your Account" section for an explanation of the endnote codes and symbols on this statement



Schwab One® Account of
WILLIAM KNOX HOLT FOUNDATION

EIN: 74-6084245

Realized Gain or (Loss)

Accounting Method: First In First Out (FIFO)

Short Term	Quantity/Par	Acquired/ Opened	Sold/ Closed	Total Proceeds	Cost Basis	Realized Gain or (Loss)
GAMESTOP CORP CL A NEW GME	121 0000	02/01/06	06/28/06	4,456 72	5 050 54	(593 82)
GAMESTOP CORP CI A NEW GME	370 0000	03/01/06	06/28/06	13,627 97	15 155 20	(1 527 23)
MARVELL TECH GROUP LTD F MRVL	173 0000	09/02/05	06/28/06	7 310 98	8 023 57	(712 59)
JDS UNIPHASE CORPORATION JDSU	102 0000	09/26/05	06/29/06	247 85	201 95	45 90
JDS UNIPHASE CORPORATION JDSU	3 919 0000	09/30/05	06/29/06	9,522 88	8 495 61	1 027 27
REDHAT INC RHAT	811 0000	01/24/06	06/29/06	18,603 77	22,058 39	(3 454 62)
REDHAT INC RHAT	353 0000	01/26/06	06/29/06	8,097 57	9,838 11	(1 740 54)
HANSEN NATURAL CORP HANS	299 0000	01/24/06	07/10/06	15 001 50	7,042 80	7 958 70
CITRIX SYSTEMS INC CTXS	623 0000	06/16/06	07/20/06	18 984 65	23 331 35	(4 346 70)
CITRIX SYSTEMS INC CTXS	275 0000	06/29/06	07/20/06	8 380 06	10,597 68	(2 217 62)
CTRP COM INTL LTD ADR FWITH STOCK SPLIT SHARES 1 ADR REP 2 CTRP	383 0000	05/30/06	07/20/06	19 189 90	18 854 90	335 00
CTRP COM INTL LTD ADR FWITH STOCK SPLIT SHARES 1 ADR REP 2 CTRP	78 0000	06/15/06	07/20/06	3 908 12	3 743 22	164 90
GMX RESOURCES INC GMXR	34 0000	11/30/05	07/20/06	948 59	934 49	14 10

Please see 'Endnotes for Your Account' section for an explanation of the endnote codes and symbols on this statement

15/08/06

STATEMENT E PAGE 1 OF 23

Realized Gain or (Loss) (continued)

Accounting Method: First In First Out (FIFO)

Short Term (continued)	Quantity/Par	Acquired/ Opened	Sold/ Closed	Total Proceeds	Cost Basis	Realized Gain or (Loss)
GMX RESOURCES INC GMXR	358 0000	12/09/05	07/20/06	9,988 10	11 049 24	(1,061 14)
GMX RESOURCES INC GMXR	281 0000	03/10/06	07/20/06	7 839 83	8 578 37	(738 54)
YAHOO INC YHOO	634 0000	06/28/06	07/20/06	16 305 98	20 326 04	(4 020 06)
YAHOO INC YHOO	213 0000	07/10/06	07/20/06	5 478 19	6 998 86	(1 520 67)
AKAMAI TECHNOLOGIES AKAM	11 0000	11/30/05	07/21/06	327 90	218 88	109 02
AKAMAI TECHNOLOGIES AKAM	100 0000	11/30/05	07/21/06	2 980 90	1,989 79	991 11
AKAMAI TECHNOLOGIES AKAM	200 0000	11/30/05	07/21/06	5 961 81	3 979 58	1 982 23
AKAMAI TECHNOLOGIES AKAM	600 0000	11/30/05	07/21/06	17,885 45	11 938 73	5 946 72
AKAMAI TECHNOLOGIES AKAM	91 0000	02/22/06	07/21/06	2,712 62	2 477 57	235 05
AKAMAI TECHNOLOGIES AKAM	189 0000	02/22/06	07/21/06	5 633 91	5 145 71	488 20
AKAMAI TECHNOLOGIES AKAM	163 0000	06/29/06	07/21/06	4,858 88	5 579 70	(720 82)
ALLERGAN INC AGN	272 0000	06/13/06	07/21/06	28 595 02	27 839 20	755 82
ALLERGAN INC AGN	89 0000	06/16/06	07/21/06	9 356 46	9 292 49	63 97
AMEIEK INC NEW AME	468 0000	06/13/06	07/21/06	18 937 50	20 124 00	(1 186 50)
APPLE COMPUTER INC AAPL	23 0000	09/07/05	07/21/06	1 386 86	1,111 59	275 27
APPLE COMPUTER INC AAPL	63 0000	10/05/05	07/21/06	3 798 78	3 348 42	450 36
APPLE COMPUTER INC AAPL	77 0000	10/05/05	07/21/06	4 642 95	4 092 51	550 44
APPLE COMPUTER INC AAPL	100 0000	10/05/05	07/21/06	6,029 81	5,314 95	714 86
APPLE COMPUTER INC AAPL	120 0000	12/29/05	07/21/06	7 235 77	8,720 16	(1 484 39)
APPLE COMPUTER INC AAPL	17 0000	05/04/06	07/21/06	1 025 07	1 207 85	(182 78)
APPLE COMPUTER INC AAPL	181 0000	05/04/06	07/21/06	10 913 96	12 860 05	(1 946 09)
APPLE COMPUTER INC AAPL	19 0000	06/05/06	07/21/06	1 145 66	1,153 84	(8 18)
APPLE COMPUTER INC AAPL	92 0000	06/05/06	07/21/06	5,547 42	5,587 02	(39 60)
ARCH COAL INC ACI	330 0000	05/30/06	07/21/06	11 155 63	15 848 18	(4 692 55)

Please see "Endnotes for Your Account" section for an explanation of the endnote codes and symbols on this statement

STATEMENT E PAGE 2 OF 23

Realized Gain or (Loss) (continued)

Accounting Method First In First Out (FIFO)

Short Term (continued)	Quantity/Par	Acquired/ Opened	Sold/ Closed	Total Proceeds	Cost Basis	Realized Gain or (Loss)
ASTRAZENECA PLC ADR FSPONSORED ADR AZN	377 0000	05/04/06	07/21/06	22 340 33	20,444 71	1 895 62
ASTRAZENECA PLC ADR FSPONSORED ADR AZN	269 0000	05/26/06	07/21/06	15,940 45	14,137 83	1,802 62
ASTRAZENECA PLC ADR FSPONSORED ADR AZN	124 0000	06/19/06	07/21/06	7,348 01	7,024 60	323 41
BEA SYSTEMS INC. BEAS	500 0000	05/26/06	07/21/06	5,879 81	6 640 00	(760 19)
BEA SYSTEMS INC BEAS	901 0000	05/26/06	07/21/06	10,595 43	11,965 28	(1 369 85)
BEA SYSTEMS INC BEAS	53 0000	06/05/06	07/21/06	623 26	710 17	(86 91)
BEA SYSTEMS INC BEAS	99 0000	06/05/06	07/21/06	1,164 20	1,326 55	(162 35)
BEA SYSTEMS INC BEAS	800 0000	06/05/06	07/21/06	9,409 31	10,719 60	(1 310 29)
BENCHMARK ELECTRONICS BHE	100 0000	07/20/06	07/21/06	2 391 92	2,489 92	(98 00)
BENCHMARK ELECTRONICS BHE	587 0000	07/20/06	07/21/06	14 024 16	14,615 83	(591 67)
C B RICHARD ELLIS GROUP ** PENDING ENLISTMENT **-- BEST EFFO CBG	100 0000	05/26/06	07/21/06	2 216 93	2,558 33	(341 40)
C B RICHARD ELLIS GROUP ** PENDING ENLISTMENT **-- BEST EFFO CBG	100 0000	05/26/06	07/21/06	2,216 93	2,558 33	(341 40)
C B RICHARD ELLIS GROUP ** PENDING ENLISTMENT **-- BEST EFFO CBG	100 0000	05/26/06	07/21/06	2,216 93	2,558 33	(341 40)
C B RICHARD ELLIS GROUP ** PENDING ENLISTMENT **-- BEST EFFO CBG	552 0000	05/26/06	07/21/06	12,237 46	14,122 01	(1,884 55)
CHICAGO MERCANTILE EXCH CME	50 0000	09/21/05	07/21/06	22,743 80	16,127 00	6 616 80
CHICAGO MERCANTILE EXCH CME	29 0000	01/26/06	07/21/06	13,191 40	11,885 65	1,305 75
COACH INC COH	243 0000	05/26/06	07/21/06	6 344 90	7 196 25	(851 35)
COACH INC COH	223 0000	06/05/06	07/21/06	5,822 68	6 842 53	(1,019 85)
CORNING INC GLW	400 0000	05/26/06	07/21/06	8 739 73	9,882 20	(1,142 47)

STATEMENT E PAGE 3 OF 23



0000029560315

Please see "Endnotes for Your Account" section for an explanation of the endnote codes and symbols on this statement



Realized Gain or (Loss) (continued)

Accounting Method: First In First Out (FIFO)

Short Term (continued)	Quantity/Par	Acquired/ Opened	Sold/ Closed	Total Proceeds	Cost Basis	Realized Gain or (Loss)
CORNING INC GLW	605 0000	05/26/06	07/21/06	13 219 75	14 946 83	(1,727 08)
CYMER INCORPORATED CYMI	30 0000	02/03/06	07/21/06	1 116 56	1 435 79	(319 23)
CYMER INCORPORATED CYMI	58 0000	02/03/06	07/21/06	2 153 47	2 775 87	(622 40)
CYMER INCORPORATED CYMI	99 0000	02/03/06	07/21/06	3 675 75	4 738 12	(1 062 37)
CYMER INCORPORATED CYMI	100 0000	02/03/06	07/21/06	3 716 88	4 785 98	(1 069 10)
CYMER INCORPORATED CYMI	100 0000	02/03/06	07/21/06	3 716 88	4,785 98	(1,069 10)
CYMER INCORPORATED CYMI	100 0000	02/03/06	07/21/06	3 719 88	4 785 98	(1 066 10)
EMCORE CORP EMKR	50 0000	05/17/06	07/21/06	333 48	513 43	(179 95)
EMCORE CORP EMKR	200 0000	05/17/06	07/21/06	1,329 95	2 053 72	(723 77)
EMCORE CORP EMKR	300 0000	05/17/06	07/21/06	1,985 93	3 080 58	(1 094 65)
EMCORE CORP EMKR	450 0000	05/17/06	07/21/06	2 992 40	4 620 87	(1 628 47)
EMCORE CORP EMKR	1,226 0000	05/17/06	07/21/06	8 128 13	12 589 30	(4 461 17)
F5 NETWORKS INC FFIV	59 0000	07/20/06	07/21/06	2 641 96	2 815 10	(173 14)
F5 NETWORKS INC FFIV	100 0000	07/20/06	07/21/06	4 477 86	4 771 36	(293 50)
F5 NETWORKS INC FFIV	100 0000	07/20/06	07/21/06	4 477 86	4 771 36	(293 50)
F5 NETWORKS INC FFIV	100 0000	07/20/06	07/21/06	4 476 86	4,771 36	(294 50)
GILEAD SCIENCES INC GILD	133 0000	10/13/05	07/21/06	7 828 94	6 238 90	1 590 04
GILEAD SCIENCES INC GILD	84 0000	06/15/06	07/21/06	4 944 59	4 823 87	120 72
GOOGLE INC ** PENDING ENLISTMENT *** BEST EFFO GOOG	28 0000	02/22/06	07/21/06	10 719 09	10 276 00	443 09
HANSEN NATURAL CORP HANS	100 0000	01/24/06	07/21/06	4 314 86	2 355 45	1 959 41
HANSEN NATURAL CORP HANS	100 0000	01/24/06	07/21/06	4 314 86	2 355 45	1 959 41
HANSEN NATURAL CORP HANS	100 0000	01/24/06	07/21/06	4 313 86	2 355 45	1 958 41
HANSEN NATURAL CORP HANS	100 0000	01/24/06	07/21/06	4 314 86	2 355 45	1 959 41

Please see "Endnotes for Your Account" section for an explanation of the endnote codes and symbols on this statement

STATEMENT E PAGE 4 OF 23

Realized Gain or (Loss) (continued)

Accounting Method First In First Out (FIFO)

Short Term (continued)	Quantity/Par	Acquired/ Opened	Sold/ Closed	Total Proceeds	Cost Basis	Realized Gain or (Loss)
HANSEN NATURAL CORP HANS	100 0000	01/24/06	07/21/06	4 314 86	2,355 45	1 959 41
HANSEN NATURAL CORP HANS	145 0000	01/24/06	07/21/06	6 256 55	3 415 40	2 841 15
HANSEN NATURAL CORP HANS	55 0000	03/10/06	07/21/06	2,373 18	1,402 58	970 60
HANSEN NATURAL CORP HANS	229 0000	03/10/06	07/21/06	9 878 75	5,839 85	4,038 90
HANSEN NATURAL CORP HANS	128 0000	06/15/06	07/21/06	5 521 75	5 251 57	270 18
INTL GAME TECHNOLOGY IGT	18 0000	07/10/06	07/21/06	676 60	667 57	9 03
INTL GAME TECHNOLOGY IGT	300 0000	07/10/06	07/21/06	11,276 65	11,126 16	150 49
INTL GAME TECHNOLOGY IGT	400 0000	07/10/06	07/21/06	15,035 53	14,834 88	200 65
INTL GAME TECHNOLOGY IGT	137 0000	07/20/06	07/21/06	5 149 12	5,257 33	(108 21)
INTL GAME TECHNOLOGY IGT	182 0000	07/20/06	07/21/06	6,841 16	6,984 20	(143 04)
INTUITIVE SURGICAL NEW ISRG	74 0000	01/18/06	07/21/06	8,723 59	9,634 36	(910 77)
INTUITIVE SURGICAL NEW ISRG	100 0000	01/18/06	07/21/06	11 788 63	13 019 40	(1,230 77)
INTUITIVE SURGICAL NEW ISRG	26 0000	03/01/06	07/21/06	3,065 04	2,399 77	665 27
INTUITIVE SURGICAL NEW ISRG	118 0000	03/01/06	07/21/06	13 909 41	10 891 29	3 018 12
JDS UNIPHASE CORPORATION JDSU	1,786 0000	09/30/05	07/21/06	3,646 90	3 871 69	(224 79)
JDS UNIPHASE CORPORATION JDSU	5,875 0000	10/05/05	07/21/06	11 996 38	13,101 25	(1 104 87)
JDS UNIPHASE CORPORATION JDSU	1,769 0000	06/15/06	07/21/06	3 612 18	4,387 12	(774 94)
NIH HOLDINGS INC NEW NIHD	160 0000	11/16/05	07/21/06	8,518 14	6,938 12	1,580 02
NASDAQ STOCK MARKET INC NDAQ	503 0000	05/01/06	07/21/06	13 530 28	17 975 21	(4 444 93)
NASDAQ STOCK MARKET INC NDAQ	465 0000	05/04/06	07/21/06	12,508 12	16 586 55	(4 078 43)
NUANCE COMMUN INC NUAN	100 0000	03/21/06	07/21/06	868 97	968 29	(99 32)
NUANCE COMMUN INC NUAN	100 0000	03/21/06	07/21/06	868 97	968 29	(99 32)
NUANCE COMMUN INC NUAN	100 0000	03/21/06	07/21/06	868 97	968 29	(99 32)
NUANCE COMMUN INC NUAN	100 0000	03/21/06	07/21/06	868 97	968 29	(99 32)

Please see "Endnotes for Your Account" section for an explanation of the endnote codes and symbols on this statement



G0000029560413

STATEMENT E PAGE 5 OF 23



Realized Gain or (Loss) (continued)

Accounting Method First In First Out (FIFO)

Short Term (continued)	Quantity/Par	Acquired/ Opened	Sold/ Closed	Total Proceeds	Cost Basis	Realized Gain or (Loss)
NUANCE COMMUN INC NUAN	200 0000	03/21/06	07/21/06	1,737 94	1 936 58	(198 64)
NUANCE COMMUN INC NUAN	300 0000	03/21/06	07/21/06	2 606 91	2 904 87	(297 96)
NUANCE COMMUN INC NUAN	300 0000	03/21/06	07/21/06	2 606 91	2 904 87	(297 96)
NUANCE COMMUN INC NUAN	440 0000	03/21/06	07/21/06	3 823 48	4 260 48	(437 00)
NUANCE COMMUN INC NUAN	750 0000	03/21/06	07/21/06	6,517 29	7 262 17	(744 88)
NUANCE COMMUN INC NUAN	60 0000	04/12/06	07/21/06	521 38	691 08	(169 70)
NUANCE COMMUN INC NUAN	869 0000	04/12/06	07/21/06	7 542 68	10 009 14	(2 466 46)
NUTRI SYSTEM INC NTRI	50 0000	02/22/06	07/21/06	3 219 00	2,124 78	1 094 22
NUTRI SYSTEM INC NTRI	107 0000	02/22/06	07/21/06	6 886 30	4 547 04	2,339 26
NUTRI SYSTEM INC NTRI	300 0000	02/22/06	07/21/06	19,319 40	12 748 71	6 570 69
PRECISION CASTPARTS CORP PCP	344 0000	03/30/06	07/21/06	18 571 30	20 450 80	(1 879 50)
PRECISION CASTPARTS CORP PCP	145 0000	05/04/06	07/21/06	7,828 02	9 236 50	(1 408 48)
PRECISION CASTPARTS CORP PCP	120 0000	06/15/06	07/21/06	6 478 36	6 574 06	(95 70)
RACKABLE SYSTEMS INC ** PENDING ENLISTMENT ** RACK	100 0000	02/03/06	07/21/06	3 582 89	3 689 99	(107 10)
RACKABLE SYSTEMS INC ** PENDING ENLISTMENT ** RACK	100 0000	02/03/06	07/21/06	3,582 89	3 689 99	(107 10)
RACKABLE SYSTEMS INC ** PENDING ENLISTMENT ** RACK	100 0000	02/03/06	07/21/06	3 583 88	3,689 99	(106 11)
RACKABLE SYSTEMS INC ** PENDING ENLISTMENT ** RACK	156 0000	02/03/06	07/21/06	5 589 30	5 756 39	(167 09)
RACKABLE SYSTEMS INC ** PENDING ENLISTMENT ** RACK	175 0000	02/03/06	07/21/06	6 271 80	6 457 48	(185 68)
RACKABLE SYSTEMS INC ** PENDING ENLISTMENT ** RACK	162 0000	06/15/06	07/21/06	5 805 90	5 673 84	132 06
RANGE RESOURCES CORP RRC	100 0000	12/05/05	07/21/06	2 397 92	2 614 00	(216 08)

Please see "Endnotes for Your Account" section for an explanation of the endnote codes and symbols on this statement


STATEMENT E PAGE 6 OF 23

Realized Gain or (Loss) (continued)

Accounting Method First In First Out (FIFO)

Short Term (continued)	Quantity/Par	Acquired/ Opened	Sold/ Closed	Total Proceeds	Cost Basis	Realized Gain or (Loss)
RANGE RESOURCES CORP RRC	202 0000	12/05/05	07/21/06	4,843 81	5,280 28	(436 47)
RANGE RESOURCES CORP RRC	274 0000	12/05/05	07/21/06	6,568 67	7 162 36	(593 69)
SANDISK CORP. SNDK	449 0000	06/29/06	07/21/06	17,551 77	23,127 32	(5 575 55)
STARWOOD HTLS & RSTS NEW HOT	158 0000	01/18/06	07/21/06	8,624 95	3 005 63	5 619 32
STARWOOD HTLS & RSTS NEW HOT	200 0000	01/18/06	07/21/06	10,917 66	3 804 60	7 113 06
STARWOOD HTLS & RSTS NEW HOT	206 0000	04/11/06	07/21/06	11,245 19	11,277 74	(32 55)
THERMO ELECTRON CORP TMO	509 0000	05/30/06	07/21/06	17,993 35	18,679 08	(685 73)
THOMAS WEISEL PARTNERS ** PENDING ENLISTMENT ***- BEST EFFO TWPG	94 0000	03/24/06	07/21/06	1,475 75	2 091 35	(615 60)
THOMAS WEISEL PARTNERS ** PENDING ENLISTMENT ***- BEST EFFO TWPG	100 0000	03/24/06	07/21/06	1,569 95	2 224 84	(654 89)
THOMAS WEISEL PARTNERS ** PENDING ENLISTMENT ***- BEST EFFO TWPG	100 0000	03/24/06	07/21/06	1 569 95	2,224 84	(654 89)
THOMAS WEISEL PARTNERS ** PENDING ENLISTMENT ***- BEST EFFO TWPG	100 0000	03/24/06	07/21/06	1 569 95	2 224 84	(654 89)
THOMAS WEISEL PARTNERS ** PENDING ENLISTMENT ***- BEST EFFO TWPG	100 0000	03/24/06	07/21/06	1,570 95	2 224 84	(653 89)
THOMAS WEISEL PARTNERS ** PENDING ENLISTMENT ***- BEST EFFO TWPG	100 0000	03/24/06	07/21/06	1,570 95	2,224 84	(653 89)
THOMAS WEISEL PARTNERS ** PENDING ENLISTMENT ***- BEST EFFO TWPG	298 0000	03/24/06	07/21/06	4,675 18	6,630 02	(1,954 84)
THOMAS WEISEL PARTNERS ** PENDING ENLISTMENT ***- BEST EFFO TWPG	649 0000	05/26/06	07/21/06	10,181 84	14,704 78	(4 522 94)
ULTRA PETROLEUM CORP F UPL	64 0000	04/19/06	07/21/06	3,258 78	4 218 82	(960 04)
ULTRA PETROLEUM CORP F UPL	200 0000	04/19/06	07/21/06	10,183 68	13,183 80	(3 000 12)
ULTRA PETROLEUM CORP F UPL	36 0000	06/28/06	07/21/06	1 833 06	2 039 31	(206 25)

Please see "Endnotes for Your Account" section for an explanation of the endnote codes and symbols on this statement



STATEMENT E PAGE 7 OF 23

Realized Gain or (Loss) (continued)

Accounting Method First In First Out (FIFO)

Short Term (continued)	Quantity/Par	Acquired/ Opened	Sold/ Closed	Total Proceeds	Cost Basis	Realized Gain or (Loss)
ULTRA PETROLEUM CORP F UPL	65 0000	06/28/06	07/21/06	3 307 35	3 682 09	(374 74)
VARIAN SEMICON EQUIPMENT VSEA	22 0000	09/02/05	07/21/06	577 70	646 57	(68 87)
VARIAN SEMICON EQUIPMENT VSEA	25 0000	09/02/05	07/21/06	656 47	734 74	(78 27)
VARIAN SEMICON EQUIPMENT VSEA	100 0000	09/02/05	07/21/06	2 625 91	2 938 97	(313 06)
VARIAN SEMICON EQUIPMENT VSEA	112 5000	09/02/05	07/21/06	2,954 15	3 306 34	(352 19)
VARIAN SEMICON EQUIPMENT VSEA	60 0000	12/09/05	07/21/06	1 575 55	1 710 64	(135 09)
VARIAN SEMICON EQUIPMENT VSEA	87 5000	12/09/05	07/21/06	2 297 68	2,494 69	(197 01)
VARIAN SEMICON EQUIPMENT VSEA	100 0000	12/09/05	07/21/06	2,625 91	2 851 08	(225 17)
VARIAN SEMICON EQUIPMENT VSEA	300 0000	12/09/05	07/21/06	7 877 75	8 553 22	(675 47)
VARIAN SEMICON EQUIPMENT VSEA	24 0000	06/15/06	07/21/06	630 22	751 52	(121 30)
VARIAN SEMICON EQUIPMENT VSEA	40 0000	06/15/06	07/21/06	1 050 36	1 252 53	(202 17)
VARIAN SEMICON EQUIPMENT VSEA	100 0000	06/15/06	07/21/06	2,625 91	3 131 33	(505 42)
VISTAPRINT LTD ** PENDING ENLISTMENT ***- BEST EFFO VPRT	1 0000	03/30/06	07/21/06	23 35	29 80	(6 45)
VISTAPRINT LTD ** PENDING ENLISTMENT ***- BEST EFFO VPRT	1 0000	03/30/06	07/21/06	23 35	29 80	(6 45)
VISTAPRINT LTD ** PENDING ENLISTMENT ***- BEST EFFO VPRT	99 0000	03/30/06	07/21/06	2,312 56	2 950 20	(637 64)
VISTAPRINT LTD ** PENDING ENLISTMENT ***- BEST EFFO VPRT	100 0000	03/30/06	07/21/06	2 335 92	2 980 00	(644 08)
VISTAPRINT LTD ** PENDING ENLISTMENT ***- BEST EFFO VPRT	100 0000	03/30/06	07/21/06	2,335 92	2 980 00	(644 08)
VISTAPRINT LTD ** PENDING ENLISTMENT ***- BEST EFFO VPRT	100 0000	03/30/06	07/21/06	2 335 92	2 980 00	(644 08)
VISTAPRINT LTD ** PENDING ENLISTMENT ***- BEST EFFO VPRT	100 0000	03/30/06	07/21/06	2 335 92	2 980 00	(644 08)

Please see "Footnotes for Your Account" section for an explanation of the endnote codes and symbols on this statement


Realized Gain or (Loss) (continued)

Accounting Method First In First Out (FIFO)

Short Term (continued)	Quantity/Par	Acquired/ Opened	Sold/ Closed	Total Proceeds	Cost Basis	Realized Gain or (Loss)
VISTAPRINT LTD ** PENDING ENLISTMENT *** BEST EFFO VPRT	100 0000	03/30/06	07/21/06	2,335.92	2,980.00	(644.08)
VISTAPRINT LTD ** PENDING ENLISTMENT *** BEST EFFO VPRT	103 0000	03/30/06	07/21/06	2,406.00	3,069.40	(663.40)
VISTAPRINT LTD ** PENDING ENLISTMENT *** BEST EFFO VPRT	97 0000	04/13/06	07/21/06	2,265.85	2,888.41	(622.56)
VISTAPRINT LTD ** PENDING ENLISTMENT *** BEST EFFO VPRT	346 0000	04/13/06	07/21/06	8,074.01	10,302.98	(2,228.97)
WESCO INTERNATIONAL INC ** SECONDARY OFFERING** FOR IPO USE . WCC	342 0000	02/22/06	07/21/06	19,468.09	19,456.14	11.95
24/7 REAL MEDIA INC NEW TFSM	100 0000	04/12/06	07/21/06	714.97	1,005.34	(290.37)
24/7 REAL MEDIA INC NEW TFSM	100 0000	04/12/06	07/21/06	714.97	1,005.34	(290.37)
24/7 REAL MEDIA INC NEW TFSM	200 0000	04/12/06	07/21/06	1,429.95	2,010.68	(580.73)
24/7 REAL MEDIA INC NEW TFSM	200 0000	04/12/06	07/21/06	1,429.95	2,010.68	(580.73)
24/7 REAL MEDIA INC NEW TFSM	300 0000	04/12/06	07/21/06	2,144.93	3,016.02	(871.09)
24/7 REAL MEDIA INC NEW TFSM	700 0000	04/12/06	07/21/06	5,004.84	7,037.38	(2,032.54)
24/7 REAL MEDIA INC NEW TFSM	771 0000	04/12/06	07/21/06	5,512.48	7,751.17	(2,238.69)
24/7 REAL MEDIA INC NEW TFSM	65 0000	06/15/06	07/21/06	464.73	486.85	(22.12)
24/7 REAL MEDIA INC NEW TFSM	529 0000	06/15/06	07/21/06	3,782.23	3,962.21	(179.98)
Total Short Term				1,080,421.83	1,118,248.94	(37,827.11)


Long Term	Quantity/Par	Acquired/ Opened	Sold/ Closed	Total Proceeds	Cost Basis	Realized Gain or (Loss)
MARVELL TECH GROUP LTD F MRVL	6 0000	09/28/04	06/28/06	253.56	152.36 ^e	101.20

Please see "Endnotes for Your Account" section for an explanation of the endnote codes and symbols on this statement



3000029560615

STATEMENT E PAGE 9 OF 23



Schwab One® Account of
WILLIAM KNOX HOLT FOUNDATION

EIN: 74-6084245

Realized Gain or (Loss) (continued)

Accounting Method: First In First Out (FIFO)

STATEMENT PAGE 10 OF 23

Long Term (continued)	Quantity/Pair	Acquired/ Opened	Sold/ Closed	Total Proceeds	Cost Basis	Realized Gain or (Loss)
MARVELL TECH GROUP LTD F MRVL	326 0000	09/29/04	06/28/06	13 776 76	8 355 38 ^e	5 421 38
COACHING COH	584 0000	08/18/04	07/21/06	15 248 65	11 615 76 ^e	3 632 89
GILEAD SCIENCES INC GILD	17 0000	05/13/05	07/21/06	1 000 41	663 17	337 24
GILEAD SCIENCES INC GILD	32 0000	05/13/05	07/21/06	1 883 78	1 248 32	635 46
GILEAD SCIENCES INC GILD	43 0000	05/13/05	07/21/06	2 531 16	1 677 43	853 73
GILEAD SCIENCES INC GILD	50 0000	05/13/05	07/21/06	2 943 40	1 950 50	992 90
GILEAD SCIENCES INC GILD	58 0000	05/13/05	07/21/06	3 413 19	2 262 58	1 150 61
GILEAD SCIENCES INC GILD	100 0000	05/13/05	07/21/06	5 884 81	3 901 00	1 983 81
GILEAD SCIENCES INC GILD	158 0000	06/20/05	07/21/06	9 300 54	7 196 90	2 103 64
GOOGLE INC ** PENDING ENLISTMENT BEST EFFO GOOG	15 0000	12/09/04	07/21/06	5 742 36	2 568 00	3 174 36
GOOGLE INC ** PENDING ENLISTMENT BEST EFFO GOOG	55 0000	12/23/04	07/21/06	21 055 33	10 337 53	10 717 80
GOOGLE INC ** PENDING ENLISTMENT BEST EFFO GOOG	53 0000	03/30/05	07/21/06	20 289 68	9 571 69	10 717 99
NIHON DINGS INC NEW NIHD	518 0000	04/05/05	07/21/06	27 577 47	15 163 41	12 414 06
VARIAN SEMICON EQUIPMENT VSEA	178 0000	06/07/05	07/21/06	4 674 13	4 641 25	32 88
Total Long Term				135,575 23	81,305 28	54,269 95

Schwab has provided accurate realized gain and loss information wherever possible for most investments. Cost basis data may be incomplete or unavailable for some of your holdings. If all data for a given investment is not available, the investment will not be listed here.

STATEMENT E PAGE 11 OF 23

Realized Gain or (Loss)

Accounting Method: First In First Out (FIFO)

Short Term	Quantity/Par	Acquired/ Opened	Sold/ Closed	Total Proceeds	Cost Basis	Realized Gain or (Loss)
H & E EQUIPMENT SERVICES HEES	336 0000	01/31/06	05/26/06	10 472 79	7 556 44	2 916 35
BROADCOM CORP CL A CLASS A BRCM	552 0000	06/03/05	05/30/06	18 855 74	13 420 92	5 434 82
BROADCOM CORP CL A CLASS A BRCM	351 0000	06/07/05	05/30/06	11 989 79	8 187 43	3 802 36

Please see "Endnotes for Your Account" section for an explanation of the endnote codes and symbols on this statement

C1607801 002R07 161932



Realized Gain or (Loss) (continued)

Accounting Method First In First Out (FIFO)

Short Term (continued)	Quantity/Par	Acquired/ Opened	Sold/ Closed	Total Proceeds	Cost Basis	Realized Gain or (Loss)
H & E EQUIPMENT SERVICES HEES	598 0000	01/31/06	05/30/06	18 229 77	13 448 66	4 781 11
MITSUBISHI FINL GP ADR FSPONSORED ADR 1 ADR REP 1/ MTU	1,009.0000	11/02/05	06/05/06	13,653 06	13,893 93	(240 87)
MITSUBISHI FINL GP ADR FSPONSORED ADR 1 ADR REP 1/ MTU	692 0000	12/05/05	06/05/06	9,363 65	9 099 80	263 85
MITSUBISHI FINL GP ADR FSPONSORED ADR 1 ADR REP 1/ MTU	536 0000	02/27/06	06/05/06	7 252 77	7 884 56	(631 79)
ADVANCED MICRO DEVICES AMD	1,004 0000	09/21/05	06/13/06	25,332 65	22 238 60	3 094 05
ADVANCED MICRO DEVICES AMD	347 0000	01/24/06	06/13/06	8,755 41	12,256 04	(3,500 63)
SALESFORCE COM ** PENDING ENLISTMENT **-- BEST EFFO. CRM	459 0000	01/09/06	06/13/06	11,245 15	17,910 18	(6 665 03)
SALESFORCE COM ** PENDING ENLISTMENT **-- BEST EFFO CRM	205 0000	01/18/06	06/13/06	5 022 34	8 032 17	(3 009 83)
SALESFORCE COM ** PENDING ENLISTMENT **-- BEST EFFO CRM	282 0000	06/05/06	06/13/06	6 908 79	8 584 08	(1 675 29)
SILICON LABORATORIES INC SLAB	455 0000	11/30/05	06/13/06	15 665 16	17 839 69	(2 174 53)
SILICON LABORATORIES INC SLAB	341 0000	12/09/05	06/13/06	11,740 27	13 341 42	(1,601 15)
GAMESTOP CORP CL A NEW GME	366 0000	02/01/06	06/16/06	14 870 12	15 276 84	(406 72)
GMX RESOURCES INC GMXR	261 0000	11/30/05	06/16/06	7 679 42	7 173 56	505 86
Total Short Term				197,036.88	196,144.32	892.56

Long Term	Quantity/Par	Acquired/ Opened	Sold/ Closed	Total Proceeds	Cost Basis	Realized Gain or (Loss)
BROADCOM CORP CL A CLASS A BRCM	78 0000	05/27/05	05/30/06	2,664 40	1 866 27	798 13

Please see "Endnotes for Your Account" section for an explanation of the endnote codes and symbols on this statement

CT6D2801-002803 161933



STATEMENT E PAGE 12 OF 23

G000028030712

Realized Gain or (Loss) (continued)

Accounting Method: First In First Out (FIFO)

Long Term (continued)	Quantity/Par	Acquired/ Opened	Sold/ Closed	Total Proceeds	Cost Basis	Realized Gain or (Loss)
MARVELL TECH GROUP LTD F MRVL	378 0000	09/28/04	05/30/06	18 358 70	9 598 94	8 759 76
MONSTER WORLDWIDE INC MNST	213 0000	08/18/04	06/13/06	8 093 75	4 088 32	4 005 43
MONSTER WORLDWIDE INC MNST	89 0000	11/03/04	06/13/06	3 381 90	2 492 00	889 90
MONSTER WORLDWIDE INC MNST	323 0000	02/22/05	06/13/06	12 273 62	9 171 62	3 102 00
Total Long Term				44,772 37	27 217 15	17,555 22

Schwab has provided accurate realized gain and loss information wherever possible for most investments. Cost basis data may be incomplete or unavailable for some of your holdings. If all data for a given investment is not available, the investment will not be listed here.

Please see Endnotes for Your Account section for an explanation of the endnote codes and symbols on this statement.

11/01/06 (102803 161931)



STATEMENT E PAGE 14 OF 23

Realized Gain or (Loss)

Accounting Method: First In First Out (FIFO)

Short Term	Quantity/Par	Acquired/ Opened	Sold/ Closed	Total Proceeds	Cost Basis	Realized Gain or (Loss)
SONY CORP ADR NEW F1 ADR REP 1 ORD SNE	37 0000	02/01/06	05/01/06	1 784 91	1 774 89	10 02
SONY CORP ADR NEW F1 ADR REP 1 ORD SNE	327 0000	03/21/06	05/01/06	15 774 78	15 268 38	506 40

Please see "Endnotes for Your Account" section for an explanation of the endnote codes and symbols on this statement

Realized Gain or (Loss) (continued)

Accounting Method First In First Out [FIFO]

Short Term (continued)	Quantity/Par	Acquired/ Opened	Sold/ Closed	Total Proceeds	Cost Basis	Realized Gain or (Loss)
P D L BIOPHARMA INC. PDLI	630 0000	03/30/06	05/03/06	13,287 55	20 511 54	(7,223 99)
AMYLIN PHARMACEUTICALS AMLN	430 0000	03/30/06	05/04/06	18,059 44	20 850 57	(2,791 13)
EBAY INC EBAY	464.0000	11/21/05	05/04/06	15,807 99	21 390 08	(5,582 09)
EBAY INC EBAY	100 0000	12/29/05	05/04/06	3,406 90	4,438 00	(1 031 10)
STATION CASINOS STN	221 0000	04/11/06	05/04/06	16,574 49	17,137 36	(562 87)
OPENWAVE SYSTEMS INC OPWV	709 0000	09/26/05	05/17/06	10,386 53	13,374 36	(2,987 83)
OPENWAVE SYSTEMS INC OPWV	552 0000	11/02/05	05/17/06	8,086 55	9,770 23	(1 683 68)
OPENWAVE SYSTEMS INC OPWV	598 0000	12/09/05	05/17/06	8,760 43	10,415 96	(1 655 53)
TRIDENT MICROSYSTEMS TRID	662 0000	06/22/05	05/23/06	14,700 84	7,656 23	7 044 61
TRIDENT MICROSYSTEMS TRID	125 0000	07/01/05	05/23/06	2,775 84	1,418 46	1 357 38
F5 NETWORKS INC FFIV	126 0000	06/07/05	05/25/06	5,809 68	6,615 50	(805 82)
F5 NETWORKS INC FFIV	312 0000	11/02/05	05/25/06	14,385 88	16 511 91	(2 126 03)
F5 NETWORKS INC FFIV	245 0000	11/16/05	05/25/06	11,296 60	13 228 92	(1 932 32)
TRIDENT MICROSYSTEMS TRID	815 0000	07/01/05	05/25/06	17 800 35	9,248 33	8 552 02
Total Short Term				178,698.76	189,610.72	(10,911.96)
Long Term						
F5 NETWORKS INC FFIV	87 0000	08/18/04	05/25/06	4 011 45	2 087 13 ^e	1 924 32

STATEMENT E PAGE 15 OF 23



0000023740711

Please see "Endnotes for Your Account" section for an explanation of the endnote codes and symbols on this statement



Schwab One® Account of
WILLIAM KNOX HOLT FOUNDATION

EIN: 74-6084245

Realized Gain or (Loss) (continued)

Accounting Method: First In First Out (FIFO)

Long Term (continued)	Quantity/Par	Acquired/ Opened	Sold/ Closed	Total Proceeds	Cost Basis	Realized Gain or (Loss)
F5 NETWORKS INC FFIV	111 0000	11/03/04	05/25/06	5 118 05	4 542 12	575 93
Total Long Term				9,129 50	6,629 25	2,500 25

Schwab has provided accurate realized gain and loss information wherever possible for most investments. Cost basis data may be incomplete or unavailable for some of your holdings. If all data for a given investment is not available, the investment will not be listed here.

STATEMENT E PAGE 16 OF 23



Schwab One® Account of
WILLIAM KNOX HOLT FOUNDATION

EIN: 74-6084245

Realized Gain or (Loss)

Accounting Method: First In First Out (FIFO)

Short Term	Quantity/Par	Acquired/ Opened	Sold/ Closed	Total Proceeds	Cost Basis	Realized Gain or (Loss)
APPLE COMPUTER INC AAPL	272 0000	09/07/05	03/30/06	17 121 87	13 145 76	3 976 11
SCIENTIFIC GAMES CP CL ACLASS A SGMS	973 0000	05/11/05	03/30/06	33 725 48	21 757 83	11 967 65
SIRF TECHNOLOGY HOLDINGS** PENDING ENLISTMENT ** BEST EFFO SIRF	859 0000	10/13/05	03/30/06	30 292 98	21 753 92	8 539 06
HOST MARRIOTT CORP REIT HMT	0 1676	01/18/06	04/11/06	3 46	0 00	3 46
P M C SIERRA INC PMCS	2,094 0000	01/26/06	04/11/06	25 906 17	19 620 78	6 285 39
STARWOOD HTLS & RESORTS CLASS B 85570G105	358 0000	01/18/06	04/11/06	180 07	0 00	180 07
AQUANTIVE INC AQNT	345 0000	09/26/05	04/12/06	8 180 48	6,750 17	1 430 31
AQUANTIVE INC AQNT	485 0000	09/26/05	04/12/06	11 326 34	9 489 36	1 836 98
AQUANTIVE INC AQNT	660 0000	10/05/05	04/12/06	15 413 16	12 653 12	2 760 04
HOST MARRIOTT CORP REIT HMT	219 0000	01/18/06	04/12/06	4 465 27	0 00	1 465 27
QUEST DIAGNOSTIC INC DGX	441 0000	03/24/06	04/13/06	21 940 39	23 116 73	(1 176 34)
Total Short Term				168,555 67	128 287.67	40,268 00

Schwab has provided accurate realized gain and loss information wherever possible for most investments. Cost basis data may be incomplete or unavailable for some of your holdings. If all data for a given investment is not available, the investment will not be listed here.

Please see Endnotes for Your Account section for an explanation of the endnote codes and symbols on this statement.

11022801 001589 101589

© 2006 Charles Schwab & Co., Inc. All rights reserved. Member SIPC. Schwab Institutional is a division of Charles Schwab & Co., Inc. ("Schwab"). This statement is furnished solely for your account at Schwab.



STATEMENT E PAGE 17 OF 23

Realized Gain or (Loss)

Accounting Method
Mutual Funds Average
All Other Securities First In First Out (FIFO)

Short Term	Quantity/Par	Acquired/ Opened	Sold/ Closed	Total Proceeds	Cost Basis	Realized Gain or (Loss)
PEABODY ENERGY CORP BTU	295 0000	12/23/05	02/27/06	14,475 20	12,241 16	2 234 04
APPLIED MATERIALS INC AMAT	1,526 0000	06/07/05	03/01/06	28,764 21	25,377 22	3,386 99
APPLIED MATERIALS INC AMAT	308 0000	10/13/05	03/01/06	5 805 62	5,288 21	517 41
COGENT INC ** PENDING ENLISTMENT ** COGT	159 0000	12/23/05	03/01/06	3,105 49	3,736 09	(630 60)
COGENT INC ** PENDING ENLISTMENT ** COGT	100 0000	12/29/05	03/01/06	1,953 14	2 300 00	(346 86)
COGENT INC ** PENDING ENLISTMENT ** COGT	100 0000	12/29/05	03/01/06	1,953 14	2,300 00	(346 86)
COGENT INC ** PENDING ENLISTMENT ** COGT	380 0000	12/29/05	03/01/06	7,421 93	8,749 50	(1,327 57)
VARIAN SEMICON EQUIPMENT VSEA	0 5000	06/07/05	03/01/06	8 16	13 04	(4 88)
VM SATELLITE RADIO HLDGSCCLASS A XMSR	1,063 0000	01/11/06	03/01/06	23,334 36	31,782 64	(8 448 28)
PEABODY ENERGY CORP BTU	335 0000	12/23/05	03/21/06	15 161 63	13 900 97	1,260 66

Please see 'Endnotes for Your Account' section for an explanation of the endnote codes and symbols on this statement

CF3102801 001817 90273



000010101116

STATEMENT E PAGE 18 OF 23

Schwab
INSTITUTIONAL

Schwab One® Account of
WILLIAM KNOX HOLT FOUNDATION

EIN: 74-6084245

Accounting Method
Mutual Funds Average
All Other Securities First In First Out (FIFO)

Realized Gain or (Loss) (continued)

Short Term (continued)	Quantity/Par	Acquired/ Opened	Sold/ Closed	Total Proceeds	Cost Basis	Realized Gain or (Loss)
URBAN OUTFITTERS INC URBN	1,151 0000	03/01/06	03/21/06	26,644.95	32,512.41	(5,867.46)
K L A TENCOR CORP KLAC	6 0000	06/02/05	03/24/06	295.19	280.50	14.69
K L A TENCOR CORP KLAC	289 0000	06/16/05	03/24/06	14,218.36	13,337.06	881.30
K L A TENCOR CORP KLAC	214 0000	10/05/05	03/24/06	10,528.48	10,386.92	141.56
SONY CORP ADR NEW F1 ADR REP 1 ORD SNE	384 0000	02/01/06	03/24/06	17,475.30	18,420.48	(945.18)
Total Short Term				171,145.16	180,626.20	(9,481.04)

Schwab has provided accurate realized gain and loss information wherever possible for most investments. Cost basis data may be incomplete or unavailable for some of your holdings. If all data for a given investment is not available, the investment will not be listed here.

Please see "Endnotes for Your Account" section for an explanation of the endnote codes and symbols on this statement.

01302801 001817 90271

STATEMENT E PAGE 19 OF 23



Schwab One® Account of
WILLIAM KNOX HOLT FOUNDATION

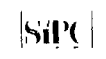
EIN: 74-6084245

STATEMENT E PAGE 20 OF 23

Short Term	Quantity/Par	Acquired/ Opened	Sold/ Closed	Total Proceeds	Accounting Method		Realized Gain or (Loss)
					Mutual Funds - Average	All Other Securities - First In First Out (FIFO)	
					Cost Basis		
OMNICARE INC OCR	295 0000	10/13/05	01/30/06	14,458 24	15 735 33		(1,277 09)
OMNICARE INC OCR	180 0000	12/29/05	01/30/06	8 821 98	10 447 20		(1 625 22)
CNET NETWORKS INC CNET	1,043 0000	07/01/05	02/01/06	15,269 15	12,430 58		2,838 57
FOUNDRY NETWORKS INC FDRY	560 0000	09/02/05	02/03/06	8,153 35	6,630 07		1,523 28
FOUNDRY NETWORKS INC FDRY	735 0000	11/04/05	02/03/06	10 701 27	9 177 95		1 523 32
FOUNDRY NETWORKS INC FDRY	416 0000	11/16/05	02/03/06	6,056 77	5 305 71		751 06
KLA TENCOR CORP KLAC	317 0000	06/02/05	02/03/06	16 549 39	14 819 72		1,729 67
ID AMERITRADE HOLDING CP AMTD	805 0000	08/18/05	02/03/06	16,228 30	16 494 45		(266 15)
WITNESS SYSTEMS INC WITS	479 0000	02/22/05	02/03/06	10,894 38	8 692 03		2 202 35
SIRIUS SATELLITE RADIO SIRI	4 383 0000	02/03/06	02/22/06	23,141 52	23 186 07		(44 55)
UNITED THERAPEUTICS CORP UTHR	257 0000	07/15/05	02/22/06	16,008 81	13 514 63		2,494 18

Please see "Endnotes for Your Account" section for an explanation of the endnote codes and symbols on this statement

U1202701 001387 71483



EIN: 74-6084245

Accounting Method
Mutual Funds Average
All Other Securities First In First Out (FIFO)

Realized Gain or (Loss) (continued)

Short Term (continued)	Quantity/Par	Acquired/ Opened	Sold/ Closed	Total Proceeds	Cost Basis	Realized Gain or (Loss)
UNITED THERAPEUTICS CORP UTHR	98 0000	08/29/05	02/22/06	6 104 53	6 808 45	(703 92)
Total Short Term				152,387.69	143,242.19	9,145.50

Long Term	Quantity/Par	Acquired/ Opened	Sold/ Closed	Total Proceeds	Cost Basis	Realized Gain or (Loss)
WITNESS SYSTEMS INC WITS	422 0000	09/17/04	02/03/06	9,597 97	7,031 78 ^e	2,566 19
WITNESS SYSTEMS INC WITS	201 0000	10/21/04	02/03/06	4,571 54	3,286 35	1,285 19
WITNESS SYSTEMS INC WITS	170 0000	01/24/05	02/03/06	3 866 48	2,784 43	1 082 05
Total Long Term				18,035.99	13,102 56	4,933.43

Schwab has provided accurate realized gain and loss information wherever possible for most investments. Cost basis data may be incomplete or unavailable for some of your holdings. If all data for a given investment is not available, the investment will not be listed here.

STATEMENT E PAGE 21 OF 23

STATEMENT E PAGE 22 OF 23

Realized Gain or (Loss)

Accounting Method
 Mutual Funds Average
 All Other Securities First In First Out (FIFO)

Short Term	Quantity/Par	Acquired/ Opened	Sold/ Closed	Total Proceeds	Cost Basis	Realized Gain or (Loss)
TRIDENT MICROSYSTEMS TRID	96 0000	06/22/05	12/29/05	1,787 46	1 110 27	(677 19)
SIRIUS SATELLITE RADIO SIRI	2,043 0000	09/21/05	01/11/06	13 013 51	13,545 09	(531 58)
SIRIUS SATELLITE RADIO SIRI	1,744 0000	10/05/05	01/11/06	11,108 94	11 788 92	(679 98)
SIRIUS SATELLITE RADIO SIRI	1,033 0000	11/01/05	01/11/06	6,580 00	6,650 45	(70 45)
GENENTECH INC NEW DNA	161 0000	05/27/05	01/18/06	14,355 97	12,588 59	1,767 38
GENENTECH INC NEW DNA	152 0000	06/20/05	01/18/06	13 553 47	12 764 96	788 51
YAHOO INC YHOO	356 0000	02/10/05	01/18/06	12,705 28	11,812 08	893 20
YAHOO INC YHOO	240 0000	08/29/05	01/18/06	8,565 36	8 044 56	520 80
CNET NETWORKS INC CNET	625 0000	07/01/05	01/24/06	9 531 01	7 448 81	2,082 20
GMX RESOURCES INC GMXR	358 0000	11/30/05	01/24/06	15 909 14	9 839 59	6,069 55
TRIDENT MICROSYSTEMS TRID	811 0000	06/22/05	01/24/06	17 687 68	9 379 46	8,308 22
JDS UNIPHASE CORPORATION JDSU	6,651 0000	09/26/05	01/26/06	20,373 38	13,168 31	7,205 07
MICRON TECHNOLOGY INC MU	2,104 0000	11/02/05	01/26/06	30 170 43	27 899 04	2 271 39

Please see "Endnotes for Your Account" section for an explanation of the endnote codes and symbols on this statement

01102701 0014 1 78253



EIN: 74-6084245

Accounting Method
Mutual Funds Average
All Other Securities First In First Out (FIFO)

Realized Gain or (Loss) (continued)

Short Term (continued)	Quantity/Par	Acquired/ Opened	Sold/ Closed	Total Proceeds	Cost Basis	Realized Gain or (Loss)
MICRON TECHNOLOGY INC MU	654 0000	11/04/05	01/26/06	9,378.07	9,070.98	307.09
Total Short Term				184,719.70	155,111.11	29,608.59

Long Term	Quantity/Par	Acquired/ Opened	Sold/ Closed	Total Proceeds	Cost Basis	Realized Gain or (Loss)
GOOGLE INC ** PENDING ENLISTMENT *** BEST EFFO GOOG	29 0000	12/09/04	01/24/06	12,777.87	4,964.80	7,813.07
Total Long Term				12,777.87	4,964.80	7,813.07

Total Realized Gain or (Loss)				2,353,256.65	2,244,490.19	108,766.46
--------------------------------------	--	--	--	---------------------	---------------------	-------------------

Schwab has provided accurate realized gain and loss information wherever possible for most investments. Cost basis data may be incomplete or unavailable for some of your holdings. If all data for a given investment is not available, the investment will not be listed here.

STATEMENT E PAGE 23 OF 23

Please see "Endnotes for Your Account" section for an explanation of the endnote codes and symbols on this statement.

01102701 001471 78254



Realized Gain or (Loss)

Accounting Method: First In First Out (FIFO)

STATEMENT PAGE 1 OF 17

Short Term	Quantity/Par	Acquired/ Opened	Sold/ Closed	Total Proceeds	Cost Basis	Realized Gain or (Loss)
CELESTICA INC FSUB VOTING SHARES CLS	500 0000	09/30/05	07/21/06	4,194 87	5 675 00	(1 480 13)
CELESTICA INC FSUB VOTING SHARES CLS	440 0000	11/04/05	07/21/06	3 691 48	4 263 60	(572 12)
COMP DE GERACO DE ADR F SPONSORED ADR 1 ADR REPS 3 CDEEY	170 0000	08/04/05	07/21/06	11,049 66	8 905 28	2,144 38
DOMTAR INC F DTC	1,350 0000	08/23/05	07/21/06	8,761 23	9 264 24	(503 01)
DOMTAR INC F DTC	1,030 0000	10/19/05	07/21/06	6 684 49	5 671 90	1 012 59
DOMTAR INC F DTC	1,480 0000	11/02/05	07/21/06	9 604 91	6 529 32	3 075 59
DOREL INDUSTRIES CL B F DIIB	90 0000	11/22/05	07/21/06	2,028 54	2,189 91	(161 37)
DOREL INDUSTRIES CL B F DIIB	100 0000	11/22/05	07/21/06	2 258 93	2 433 23	(174 30)
DOREL INDUSTRIES CL B F DIIB	200 0000	11/22/05	07/21/06	4 509 86	4 866 46	(356 60)
DOREL INDUSTRIES CL B F DIIB	340 0000	04/12/06	07/21/06	7,663 36	9 226 00	(1 562 64)
FAIRFAX FINANCIAL HLDGSF FFH	50 0000	04/13/06	07/21/06	5 599 83	6 106 85	(507 02)
FAIRFAX FINANCIAL HLDGSF FFH	70 0000	06/28/06	07/21/06	7 839 75	6 545 00	1 294 75
FIRST PACIFIC CO ADR FSPONSORED ADR FPAFY	3,010 0000	11/18/05	07/21/06	5,568 33	5 538 40	29 93
FRESH DEL MONTE PRODUCEF FDP	1,480 0000	01/13/06	07/21/06	23,457 27	32 734 49	(9 277 22)
FRESH DEL MONTE PRODUCEF FDP	60 0000	04/12/06	07/21/06	949 17	1 255 61	(306 44)
FRESH DEL MONTE PRODUCEF FDP	350 0000	04/12/06	07/21/06	5,547 33	7,324 42	(1 777 09)
FRESH DEL MONTE PRODUCEF FDP	540 0000	05/17/06	07/21/06	8,542 53	8,974 80	(432 27)
H LUNDBECK A/S SPONSORED ADR 1ADR REPS 1 HLUKY	600 0000	05/03/06	07/21/06	13,979 57	13,571 04	408 53
I P C HOLDINGS LTD ORD F IPCR	700 0000	10/24/05	07/21/06	18,206 44	18 200 00	6 44
I P C HOLDINGS LTD ORD F IPCR	240 0000	11/01/05	07/21/06	6 242 21	6 420 00	(177 79)

Please see "Endnotes for Your Account" section for an explanation of the endnote codes and symbols on this statement




Realized Gain or (Loss) (continued)

Accounting Method First In First Out (FIFO)

Short Term (continued)	Quantity/Par	Acquired/ Opened	Sold/ Closed	Total Proceeds	Cost Basis	Realized Gain or (Loss)
IPC HOLDINGS LTD ORD F IPCR	230.0000	01/13/06	07/21/06	5,982.11	6,330.27	(318.16)
P X R E GROUP LTD F PXT	1,040.0000	11/10/05	07/21/06	3,898.01	12,213.97	(8,315.96)
P X R E GROUP LTD F PXT	300.0000	11/18/05	07/21/06	1,124.43	3,993.00	(2,868.57)
P X R E GROUP LTD F PXT	720.0000	01/18/06	07/21/06	2,698.62	8,985.60	(6,286.98)
P X R E GROUP LTD F PXT	2,110.0000	03/09/06	07/21/06	7,908.45	6,798.42	1,110.03
PARTNERS COMMUNS CO ADR F SPONSORED ADR PTNR	2,430.0000	12/15/05	07/21/06	21,359.04	20,532.53	826.51
PARTNERS COMMUNS CO ADR F SPONSORED ADR PTNR	570.0000	12/28/05	07/21/06	5,010.15	4,795.58	214.57
PROMISE CO LTD ADR FUNSPONSORED ADR 1 ADR REPS 0 PMSEY	430.0000	02/24/06	07/21/06	10,083.19	12,758.44	(2,675.25)
PROMISE CO LTD ADR FUNSPONSORED ADR 1 ADR REPS 0 PMSEY	280.0000	04/21/06	07/21/06	6,565.79	8,040.90	(1,475.11)
QUEBECOR WORLD INC FSUB VOTING SHARES IQW	330.0000	08/19/05	07/21/06	3,425.46	6,418.50	(2,993.04)
QUEBECOR WORLD INC FSUB VOTING SHARES IQW	310.0000	11/09/05	07/21/06	3,217.86	4,402.00	(1,184.14)
QUEBECOR WORLD INC FSUB VOTING SHARES IQW	870.0000	04/10/06	07/21/06	9,030.76	9,124.82	(94.06)
QUEBECOR WORLD INC FSUB VOTING SHARES IQW	920.0000	04/26/06	07/21/06	9,549.77	10,129.20	(579.43)
QUEBECOR WORLD INC FSUB VOTING SHARES IQW	520.0000	05/11/06	07/21/06	5,397.68	5,728.68	(331.00)
ROYAL GROUP TECH LTD F RYG	680.0000	11/23/05	07/21/06	7,438.97	6,186.84	1,252.13
ROYAL GROUP TECH LTD F RYG	520.0000	05/02/06	07/21/06	5,688.63	4,714.63	974.00
TELECOM ARGENTINA ADR F SPONSORED ADR TEO	460.0000	06/16/06	07/21/06	5,174.84	4,888.79	286.05

STATEMENT F PAGE 2 OF 17



G00002966C312

Please see "Endnotes for Your Account" section for an explanation of the endnote codes and symbols on this statement



Realized Gain or (Loss) (continued)

Accounting Method First In First Out (FIFO)

Short Term (continued)	Quantity/Par	Acquired/ Opened	Sold/ Closed	Total Proceeds	Cost Basis	Realized Gain or (Loss)
TELECOM CP N Z SPON ADRF1 ADR REP 8 ORD NZT	140 0000	03/17/06	07/21/06	2 821 63	3 864 00	(1 042 37)
TELECOM CP N Z SPON ADRF1 ADR REP 8 ORD NZT	250 0000	04/12/06	07/21/06	5 038 61	7 121 68	(2 083 07)
TELESP CELLULAR PART ADRFSPONSORED ADR 1 ADR REPS 1 VIV	1 220 0000	09/30/05	07/21/06	2 757 12	4 770 20	(2 013 08)
WOLTERS KLUWER SPON ADRFSPONSORED ADR WTKWY	21 8108	04/24/06	07/21/06	485 28	563 25	(77 97)
ALPINE ELECTRS INC ORD F AELEF	900 0000	03/24/06	07/24/06	11 813 31	12 980 34	(1 167 03)
ALPINE ELECTRS INC ORD F AELEF	300 0000	07/10/06	07/24/06	3 937 77	4 050 00	(112 23)
BANK OF IWATE LTD ORD F BKIWF	100 0000	07/25/05	07/24/06	5,967 49	5 651 90	315 59
BEZEQ ISRAELI TELE ORD F BZQIF	10 020 0000	04/03/06	07/24/06	11 981 92	12 160 27	(178 35)
BONGRAIN SA ORD F BNGRF	220 0000	12/06/05	07/24/06	14 718 00	11 990 95	2 727 05
BONGRAIN SA ORD F BNGRF	90 0000	02/03/06	07/24/06	6 021 00	5 500 85	520 15
CLARIANT AG ORG NEW F CLZNF	1,240 0000	09/02/05	07/24/06	16 839 20	18,120 37	(1,281 17)
CLARIANT AG ORG NEW F CLZNF	550 0000	09/14/05	07/24/06	7,469 00	8 151 00	(682 00)
CLARIANT AG ORG NEW F CLZNF	480 0000	10/06/05	07/24/06	6,518 40	6 744 00	(225 60)
CLARIANT AG ORG NEW F CLZNF	490 0000	10/28/05	07/24/06	6 654 20	6 517 00	137 20
DAIICHI SANKYO CO ORD F DSKYF	406 0000	10/03/05	07/24/06	10 556 37	8 640 09	1 916 28
H M V GROUP PLC ORD F HMVMF	5,460 0000	09/30/05	07/24/06	16 380 00	19 915 35	(3,535 35)
H M V GROUP PLC ORD F HMVMF	1,230 0000	10/12/05	07/24/06	3,690 00	4 348 05	(658 05)
H M V GROUP PLC ORD F HMVMF	2 320 0000	10/28/05	07/24/06	6,960 00	7,702 40	(742 40)
H M V GROUP PLC ORD F HMVMF	1,450 0000	01/17/06	07/24/06	4 350 00	4,234 00	116 00
KAGOSHIMA BANK LTD ORD F KHSHF	1,000 0000	05/01/06	07/24/06	7 160 40	8 202 20	(1 041 80)
KISSEI PHARMA CO ORD F KSPHF	1,000 0000	04/18/06	07/24/06	17 172 40	18 682 10	(1 509 70)

Please see "Endnotes for Your Account" section for an explanation of the endnote codes and symbols on this statement

STATEMENT F PAGE 3 OF 17



Schwab One® Account of
WILLIAM KNOX HOLT FOUNDATION

EIN: 74-6084245

Realized Gain or (Loss) (continued)

Accounting Method: First In First Out (FIFO)

Short Term (continued)	Quantity/Par	Acquired/ Opened	Sold/ Closed	Total Proceeds	Cost Basis	Realized Gain or (Loss)
M REAL CORP ORD FB SHARES MREBF	1,360 0000	12/07/05	07/24/06	6 405 60	6 908 80	(503 20)
M REAL CORP ORD FB SHARES MREBF	1,370 0000	01/27/06	07/24/06	6 452 70	6 740 81	(288 11)
M REAL CORP ORD FB SHARES MREBF	1,230 0000	02/08/06	07/24/06	5,793 30	5 983 95	(190 65)
M REAL CORP ORD FB SHARES MREBF	1 200 0000	06/28/06	07/24/06	5 652 00	5 562 96	89 04
NIPPON TELEVISION ORD F NPTVF	50 0000	07/25/05	07/24/06	6 097 62	7 282 85	(1 185 23)
NIPPON TELEVISION ORD F NPTVF	30 0000	08/11/05	07/24/06	3 658 57	4 220 70	(562 13)
NIPPON TELEVISION ORD F NPTVF	40 0000	01/25/06	07/24/06	4,878 10	5 740 00	(861 90)
PAPERLINX LTD ORD FNEW SHARE SUBSCRIPTION PPXLF	3,690 0000	10/28/05	07/24/06	9,004 34	8 249 36	754 98
PAPERLINX LTD ORD FNEW SHARE SUBSCRIPTION PPXLF	1,750 0000	02/03/06	07/24/06	4,270 35	4 200 00	70 35
PAPERLINX LTD ORD FNEW SHARE SUBSCRIPTION PPXLF	3,080 0000	05/05/06	07/24/06	7,515 81	7 406 78	109 03
P1 GUDANG GARAM NEW ORDFSCRIPLSS GGNPF	19,000 0000	06/06/06	07/24/06	19,095 00	19 906 30	(811 30)
SANYO SHINPAN FIN ORD F SYSHF	230 0000	04/18/06	07/24/06	10 428 06	13,564 96	(3 136 90)
SANYO SHINPAN FIN ORD F SYSHF	150 0000	04/21/06	07/24/06	6 800 91	8 237 99	(1 437 08)
SHOHKOH FD & CO LTD ORDF SHOIF	90 0000	05/10/06	07/24/06	16 298 71	20 336 51	(4 037 80)
TOYO SEIKAN KAISHA ORD F TOSKF	700 0000	08/31/05	07/24/06	11 871 30	10 535 00	1 336 30
TOYO SEIKAN KAISHA ORD F TOSKF	500 0000	12/15/05	07/24/06	8 479 50	8 385 00	94 50
TRINITY MIRROR PLC ORD F TNMRF	840 0000	12/01/05	07/24/06	6 720 00	8 966 41	(2 246 41)
TRINITY MIRROR PLC ORD F TNMRF	1,320 0000	01/19/06	07/24/06	10 560 00	13,371 60	(2 811 60)
TRINITY MIRROR PLC ORD F TNMRF	1,050 0000	01/25/06	07/24/06	8 400 00	11 035 50	(2 635 50)
TRINITY MIRROR PLC ORD F TNMRF	920 0000	04/12/06	07/24/06	7 360 00	8 926 94	(1 566 94)
TRINITY MIRROR PLC ORD F TNMRF	650 0000	06/28/06	07/24/06	5 200 00	5 811 00	(611 00)

STATEMENT F PAGE 4 OF 17

Please see "Endnotes for Your Account" section for an explanation of the endnote codes and symbols on this statement



3000228560112



Schwab One® Account of
WILLIAM KNOX HOLT FOUNDATION

EIN: 74-6084245

Realized Gain or (Loss) (continued)

Accounting Method First In First Out (FIFO)

STATEMENT F PAGE 5 OF 17

Short Term (continued)	Quantity/Par	Acquired/ Opened	Sold/ Closed	Total Proceeds	Cost Basis	Realized Gain or (Loss)
VALEO SA NEW ORD FFF 20 PAR TDR OFFER EX VLEEF	120 0000	11/18/05	07/24/06	3,800 40	4 486 01	(685 61)
WEIQIAO TEXTILE CO ORD FH SHARES WQTEF	9,500 0000	04/20/06	07/24/06	11,278 40	12 832 60	(1 554 20)
WEIQIAO TEXTILE CO ORD FH SHARES WQTEF	5,500 0000	06/06/06	07/24/06	6,529 60	6 760 05	(230 45)
WM MORRISN SUPERMKT ORDF MRWSF	3,610 0000	08/26/05	07/24/06	13 149 43	12 097 11	1 052 32
WM MORRISN SUPERMKT ORDF MRWSF	4,730.0000	10/28/05	07/24/06	17,229 02	13,868 36	3 360 66
Total Short Term				662,154 34	723,065.27	(60,910 93)

Long Term	Quantity/Par	Acquired/ Opened	Sold/ Closed	Total Proceeds	Cost Basis	Realized Gain or (Loss)
ROYAL GROUP TECH LTD F RYG	410 0000	12/17/04	06/29/06	4,569 83	3 472 70	1 097 13
MOLSON COORS BREWING CLBCCLASS B TAP	154 0000	12/17/04	07/19/06	10 844 34	12,470 00	(1 625 66)
BOMBARDIER INC CV CL B FSUBORDINATE VOTING BDRBF	5,750 0000	12/17/04	07/21/06	15,927 01	10,062 50	5 864 51
BRASIL TELECOM PART ADRFSPONSORED ADR BRP	510 0000	12/17/04	07/21/06	14 884 40	19 191 30	(4 306 90)
CELESTICA INC FSUB VOTING SHARES CLS	1 800 0000	12/17/04	07/21/06	15 101 54	24,822 00	(9 720 46)
CELESTICA INC FSUB VOTING SHARES CLS	520.0000	01/03/05	07/21/06	4,362 67	7,315 83	(2 953 16)
CELESTICA INC FSUB VOTING SHARES CLS	620 0000	01/25/05	07/21/06	5 201 64	8 008 48	(2 806 84)

Please see "Endnotes for Your Account" section for an explanation of the endnote codes and symbols on this statement




Realized Gain or (Loss) (continued)

Accounting Method First In First Out (FIFO)

Long Term (continued)	Quantity/Par	Acquired/ Opened	Sold/ Closed	Total Proceeds	Cost Basis	Realized Gain or (Loss)
COMPANIA ANONIMA ADR FNACIONAL TELEFONOS VNZLA VNT	910 0000	12/17/04	07/21/06	17,981 04	19,153 50	(1 172 46)
CONTAX PARTICIPACS ADR FSPONSORED ADR CTXNY	800 0000	12/17/04	07/21/06	631 98	0 00	631 98
DOMTAR INC F DTC	1,620 0000	06/08/05	07/21/06	10,513 48	12,036 11	(1 522 63)
DOMTAR INC F DTC	1,540 0000	06/20/05	07/21/06	9,994 29	11,622 23	(1 627 94)
EMBRATEL PARTIC ADR NEWFSPONSORED ADR EMT	100.0000	06/29/05	07/21/06	1,519 95	1 037 05	482 90
EMBRATEL PARTIC ADR NEWFSPONSORED ADR EMT	1,070 0000	06/29/05	07/21/06	16,252 80	11 096 44	5,156 36
FAIRFAX FINANCIAL HLDGSF FFH	300 0000	12/17/04	07/21/06	33,598 97	49 682 01	(16 083 04)
FAIRFAX FINANCIAL HLDGSF FFH	30 0000	04/18/05	07/21/06	3 359 90	4,209 00	(849 10)
FIRST PACIFIC CO ADR FSPONSORED ADR FPAFY	14,240 0000	12/20/04	07/21/06	26,343 19	19 224 00	7,119 19
HACHIJUNI BANK LTD ADR F1 ADR REP 10 ORD HACBY	230 0000	12/17/04	07/21/06	16 283 50	15 525 00	758 50
INVENSYS PLC S A ADR F IVNSY	37,950 0000	12/20/04	07/21/06	23 148 78	24 663 70	(1 514 92)
KNINKLJKE AHOLD NEW ADRFSPONSORED ADR AHO	2,510 0000	12/17/04	07/21/06	21,543 41	18,624 20	2,919 21
LAGARDERE GROUP SCA ADRFSPONSORED ADR LGDDY	275 0000	03/06/03	07/21/06	18,878 17	9 982 50 ^e	8 895 67
MAGYAR TAVKOZLSI RT ADRFSPONSORED ADR MTA	1,060 0000	12/17/04	07/21/06	20,479 42	24,898 02	(4 418 60)
MAGYAR TAVKOZLSI RT ADRFSPONSORED ADR MTA	260 0000	01/04/05	07/21/06	5,023 25	6,134 02	(1 110 77)
QUEBECOR WORLD INC FSUB VOTING SHARES IQW	200 0000	12/17/04	07/21/06	2 076 04	4,016 00	(1 939 96)

Please see "Endnotes for Your Account" section for an explanation of the endnote codes and symbols on this statement



STATEMENT F PAGE 6 OF 17

Realized Gain or (Loss) (continued)

Accounting Method First In First Out (FIFO)

Long Term (continued)	Quantity/Par	Acquired/ Opened	Sold/ Closed	Total Proceeds	Cost Basis	Realized Gain or (Loss)
QUEBECOR WORLD INC FSUB VOTING SHARES IQW	470 0000	12/17/04	07/21/06	4,878 68	9 437 60	(4 558 92)
QUEBECOR WORLD INC FSUB VOTING SHARES IQW	600 0000	12/17/04	07/21/06	6 228 11	12 048 00	(5 819 89)
ROYAL GROUP TECH LTD F RYG	1,850 0000	12/17/04	07/21/06	20 238 37	15 669 50	4,568 87
ROYAL GROUP TECH LTD F RYG	470 0000	01/26/05	07/21/06	5,141 64	4 328 70	812 94
ELE NORTE LESTE ADR FSPONSORED ADR NE	800 0000	12/17/04	07/21/06	9,938 89	12 624 00	(2 685 11)
TELECOM ARGENTINA ADR FSPONSORED ADR TEO	1,360 0000	12/17/04	07/21/06	15 299 53	13 328 00	1,971 53
TELECOM CP N Z SPON ADRF1 ADR REP 8 ORD NZT	100 0000	12/17/04	07/21/06	2 015 45	3 405 00	(1 389 55)
TELECOM CP N Z SPON ADRF1 ADR REP 8 ORD NZT	200 0000	12/17/04	07/21/06	4,030 89	6 808 00	(2 777 11)
TELECOM CP N Z SPON ADRF1 ADR REP 8 ORD NZT	250 0000	12/17/04	07/21/06	5 038 62	8 512 50	(3 473 88)
TELESP CELULAR PART ADRFSPONSORED ADR 1 ADR REPS 1 VIV	2,897 1600	12/17/04	07/21/06	6 547 38	8,876 33	(2 328 95)
TELESP CELULAR PART ADRFSPONSORED ADR 1 ADR REPS 1 VIV	1,479 8400	01/13/05	07/21/06	3,344 33	4 584 00	(1 239 67)
TELESP CELULAR PART ADRFSPONSORED ADR 1 ADR REPS 1 VIV	2,080 0000	01/18/05	07/21/06	4,700 65	12,665 74	(7,965 09)
TIM PARTICIPACOES ADR FSPONSORED ADR TSU	500 0000	06/20/05	07/21/06	13 011 60	8 085 00	4 926 60
WOLTERS KLUWER SPON ADRFSPONSORED ADR WTKWY	479 1891	12/17/04	07/21/06	10 661 63	9 509 71	1 151 92
WOLTERS KLUWER SPON ADRFSPONSORED ADR WTKWY	210 0000	01/12/05	07/21/06	4 672 35	3,927 00	745 35

Please see "Endnotes for Your Account" section for an explanation of the endnote codes and symbols on this statement



Schwab One® Account of
WILLIAM KNOX HOLT FOUNDATION

EIN: 74-6084245

Realized Gain or (Loss) (continued)

Accounting Method: First In First Out (FIFO)

Long Term (continued)	Quantity/Par	Acquired/ Opened	Sold/ Closed	Total Proceeds	Cost Basis	Realized Gain or (Loss)
WOLTERS KLUWER SPON ADR F SPONSORED ADR WTKWY	96 0000	04/13/05	07/21/06	2,135 93	1 704 51	431 42
BANK OF IWATE LTD ORD F BKIWF	100 0000	07/19/05	07/24/06	5 967 49	5 529 13	438 36
HEINEKEN HLDG NEW ORD F HKHMF	420 0000	12/17/04	07/24/06	16,035 60	12 432 00	3 603 60
HIGO BANK LTD ORD F HIGOF	1 000 0000	01/05/05	07/24/06	6 997 50	7 330 10	(332 60)
ITV PLC ORD F ITVPF	6 060 0000	12/21/04	07/24/06	10 953 45	12 423 00	(1 469 55)
NIPPON TELEVISION ORD F NPTVF	100 0000	02/28/05	07/24/06	12,195 24	15 950 71	(3 755 47)
SAN IN GODO BANK ORD F SGDBF	1 000 0000	04/15/05	07/24/06	8 839 00	9 715 60	(876 60)
SAN IN GODO BANK ORD F SGDBF	1,000 0000	04/19/05	07/24/06	8 839 00	9 517 00	(678 00)
TOYO SEIKAN KAISHA ORD F TOSKF	900 0000	12/20/04	07/24/06	15,263 10	15 512 40	(249 30)
VALEO SA NEW ORD FFF 20 PAR TDR OFFER FX VLEEF	887 0000	12/17/04	07/24/06	28 091 29	34 381 21	(6 289 92)
Total Long Term				529,585 32	575,551.33	(45,966 01)

STATEMENT F PAGE 8 OF 17

Schwab has provided accurate realized gain and loss information wherever possible for most investments. Cost basis data may be incomplete or unavailable for some of your holdings. If all data for a given investment is not available, the investment will not be listed here.

Please see "Endnotes for Your Account" section for an explanation of the endnote codes and symbols on this statement



300029660612



Schwab One® Account of
WILLIAM KNOX HOLT FOUNDATION

EIN: 74-6084245

Realized Gain or (Loss)

Accounting Method: First In First Out (FIFO)

Short Term	Quantity/Par	Acquired/ Opened	Sold/ Closed	Total Proceeds	Cost Basis	Realized Gain or (Loss)
DAIICHI SANKYO CO ORD F DSKYF	194 0000	10/03/05	06/22/06	5,024.29	4,128.51	895.78
Total Short Term				5,024.29	4,128.51	895.78

Long Term	Quantity/Par	Acquired/ Opened	Sold/ Closed	Total Proceeds	Cost Basis	Realized Gain or (Loss)
DAIICHI SANKYO CO ORD F DSKYF	406 0000	12/20/04	06/22/06	10,514.75	7,120.59	3,394.16
Total Long Term				10,514.75	7,120.59	3,394.16

Schwab has provided accurate realized gain and loss information wherever possible for most investments. Cost basis data may be incomplete or unavailable for some of your holdings. If all data for a given investment is not available, the investment will not be listed here.

STATEMENT F PAGE 9 OF 17



Schwab One® Account of
WILLIAM KNOX HOLT FOUNDATION

EIN: 74-6084245

STATEMENT F PAGE 10 OF 17

Realized Gain or (Loss)

Accounting Method: First In First Out (FIFO)

Short Term	Quantity/Par	Acquired/ Opened	Sold/ Closed	Total Proceeds	Cost Basis	Realized Gain or (Loss)
PHILIPPINE LONG DST ADRF1 ADR REP 1 ORD SHS P111	660 0000	05/23/05	04/27/06	25,992.38	17,683.38	8,309.00
Total Short Term				25,992.38	17,683.38	8,309.00
Long Term	Quantity/Par	Acquired/ Opened	Sold/ Closed	Total Proceeds	Cost Basis	Realized Gain or (Loss)
WOLTERS KLUWER SPON ADRFSPONSORED ADR WTKWY	0 8108	12/17/04	04/24/06	19.26	16.09	3.17
DAIICHI SANKYO CO ORD F DSKYF	1,100 0000	12/20/04	05/19/06	28,068.92	19,292.23	8,776.69
Total Long Term				28,088.18	19,308.32	8,779.86

Schwab has provided accurate realized gain and loss information wherever possible for most investments. Cost basis data may be incomplete or unavailable for some of your holdings. If all data for a

Please see "Endnotes for Your Account" section for an explanation of the endnote codes and symbols on this statement.

01512801 002385 135657



G000022850513

SCHWAB
INSTITUTIONAL

Schwab One® Account of
WILLIAM KNOX HOLT FOUNDATION

EIN: 74-6084245

STATEMENT F PAGE 11 OF 17

Realized Gain or (Loss)

Accounting Method: First In First Out (FIFO)

Long Term	Quantity/Par	Acquired/ Opened	Sold/ Closed	Total Proceeds	Cost Basis	Realized Gain or (Loss)
TAISHO PHARMA CO ORD F TSOPE	1 000 0000	01/04/05	04/05/06	20 668 20	21,700 00	(1 031 80)

Please see "Endnotes for Your Account" section for an explanation of the endnote codes and symbols on this statement

(14D280) 001901 101864



Schwab
INSTITUTIONAL

Schwab One® Account of
WILLIAM KNOX HOLT FOUNDATION

EIN: 74-6084245

Realized Gain or (Loss) (continued)

Accounting Method: First In First Out (FIFO)

Long Term (continued)	Quantity/Par	Acquired/ Opened	Sold/ Closed	Total Proceeds	Cost Basis	Realized Gain or (Loss)
BOMBARDIER INC CV CL B FSUBORDINATE VOTING BDRBF	10,230,000	12/17/04	04/07/06	32,986.64	17,902.50	15,084.14
INVENSYS PLC S A ADR F IVNSY	21,230,000	12/20/04	04/07/06	17,968.51	13,797.38	4,171.13
COMPANHIA DE SANEAM ADR SPONSORED ADR SBS	680,000	12/17/04	04/10/06	15,367.52	9,492.80	5,874.72
BOMBARDIER INC CV CL B FSUBORDINATE VOTING BDRBF	4,580,000	12/17/04	04/21/06	15,887.07	8,015.00	7,872.07
Total Long Term				102,877.94	70,907.68	31,970.26

Schwab has provided accurate realized gain and loss information wherever possible for most investments. Cost basis data may be incomplete or unavailable for some of your holdings. If all data for a given investment is not available, the investment will not be listed here.

STATEMENT F PAGE 12 OF 17

Please see "Endnotes for Your Account" section for an explanation of the endnote codes and symbols on this statement.

© 2006 Charles Schwab & Co., Inc. All rights reserved. Member SIPC. Schwab Institutional is a division of Charles Schwab & Co., Inc. (Schwab).

This statement is furnished solely for your account at Schwab.



Schwab
INSTITUTIONAL

Schwab One® Account of
WILLIAM KNOX HOLT FOUNDATION

EIN: 74-6084245

STATEMENT F PAGE 13 OF 17

Realized Gain or (Loss)

Accounting Method
Mutual Funds Average
All Other Securities First In First Out (FIFO)

Short Term	Quantity/Par	Acquired/ Opened	Sold/ Closed	Total Proceeds	Cost Basis	Realized Gain or (Loss)
CORUS GROUP PLC SPN ADR F1 ADR REP 10 ORD CGA	420 0000	06/24/05	03/10/06	5,342 53	3 114 51	2 228 02
CORUS GROUP PLC SPN ADR F1 ADR REP 10 ORD CGA	1,300 0000	08/19/05	03/10/06	16 536 39	10,971 09	5 565 30
HUDSONS BAY CO FTENDER OFFER HBCSF	1,060 0000	07/26/05	03/20/06	13 917 35	12 363 52	1 553 83
M REAL CORP ORD FB SHARES MREBF	960 0000	12/07/05	03/24/06	6,333 02	4 876 80	1 456 22
GLOW ENERGY PCL ORD FFOREIGN REGISTERED SHS GWEFF	26,000 0000	08/18/05	03/28/06	19,286 80	12,719 20	6 567 60
Total Short Term				61,416.09	44,045 12	17,370 97

Long Term	Quantity/Par	Acquired/ Opened	Sold/ Closed	Total Proceeds	Cost Basis	Realized Gain or (Loss)
TANABE SEIYAKU CO ORD F TNBSF	1,000 0000	12/20/04	03/01/06	11 022 40	10 005 00	1 017 40

Please see 'Endnotes for Your Account' section for an explanation of the endnote codes and symbols on this statement

01 102801 001829 90580

EIN. 74-6084245

Accounting Method
Mutual Funds Average
All Other Securities First In First Out (FIFO)

Realized Gain or (Loss) (continued)

Long Term (continued)	Quantity/Par	Acquired/ Opened	Sold/ Closed	Total Proceeds	Cost Basis	Realized Gain or (Loss)
WOITERS KLUWER SPON ADRFSPONSORED ADR WIKWY	280 0000	12/17/04	03/01/06	6,425 07	5,556 71	868 36
WOITERS KLUWER SPON ADRFSPONSORED ADR WIKWY	700 0000	12/17/04	03/17/06	17 242 01	13,891 78	3,350 23
Total Long Term				34,689.48	29,453.49	5,235.99

Schwab has provided accurate realized gain and loss information wherever possible for most investments. Cost basis data may be incomplete or unavailable for some of your holdings. If all data for a given investment is not available, the investment will not be listed here.

EIN: 74-6084245

Accounting Method
Mutual Funds Average
All Other Securities First In First Out (FIFO)

Realized Gain or (Loss)

Long Term	Quantity/Par	Acquired/ Opened	Sold/ Closed	Total Proceeds	Cost Basis	Realized Gain or (Loss)
WOLTERS KLUWER SPON ADRFSPONSORED ADR WTKWY	730 0000	12/17/04	02/14/06	15,636 99	14 487 14	1 149 85
Total Long Term				15,636 99	14,487.14	1,149 85

Schwab has provided accurate realized gain and loss information wherever possible for most investments. Cost basis data may be incomplete or unavailable for some of your holdings. If all data for a given investment is not available, the investment will not be listed here.

EIN: 74-6084245

Accounting Method
Mutual Funds Average
All Other Securities First In First Out (FIFO)

Realized Gain or (Loss)

Short Term	Quantity/Par	Acquired/ Opened	Sold/ Closed	Total Proceeds	Cost Basis	Realized Gain or (Loss)
CORUS GROUP PLC SPN ADRF1 ADR REP 10 ORD CGA	110 0000	05/16/05	01/06/06	1,207 44	840 07	367 37
HEIDELBERGER DRUCK ORD F HBGRF	90 0000	02/16/05	01/13/06	3,752 77	3,164 40	588 37
HEIDELBERGER DRUCK ORD F HBGRF	430 0000	05/12/05	01/13/06	17,929 88	12 031 96	5,897 92
CORUS GROUP PLC SPN ADRF1 ADR REP 10 ORD CGA	710 0000	05/16/05	01/25/06	7,993 50	5,422 27	2 571 23
CORUS GROUP PLC SPN ADRF1 ADR REP 10 ORD CGA	470 0000	06/22/05	01/25/06	5 291 47	3 548 50	1 742 97
CORUS GROUP PLC SPN ADRF1 ADR REP 10 ORD CGA	100 0000	06/24/05	01/25/06	1,125 84	741 55	384 29
Total Short Term				37,300.90	25,748.75	11,552.15

Long Term	Quantity/Par	Acquired/ Opened	Sold/ Closed	Total Proceeds	Cost Basis	Realized Gain or (Loss)
CORUS GROUP PLC SPN ADRF1 ADR REP 10 ORD CGA	600 0000	01/04/05	01/06/06	6,586 06	5 875 86	710 20
ROYAL & SUN ALLIANCE ADRFSPONSORED ADR RSA	1,310 0000	12/17/04	01/06/06	14,655 96	9,887 88	4,768 08
CONVERIUM HOLDING ADR FSPONSORED ADR CHR	2,480 0000	12/17/04	01/13/06	14,434 89	10 961 60	3 473 29

STATEMENT F PAGE 16 OF 17

Please see "Endnotes for Your Account" section for an explanation of the endnote codes and symbols on this statement

CFID2701 001483 78553



DUPLICATE STATEMENT

EIN: 74-6084245

Accounting Method
Mutual Funds Average
All Other Securities First In First Out (FIFO)

Realized Gain or (Loss) (continued)

Long Term (continued)	Quantity/Par	Acquired/ Opened	Sold/ Closed	Total Proceeds	Cost Basis	Realized Gain or (Loss)
CONVERIUM HOLDING ADR FSPONSORED ADR CHR	1,430 0000	01/03/05	01/13/06	8,323 35	6 563 70	1 759 65
Total Long Term				44,000.26	33,289 04	10,711.22

Total Realized Gain or (Loss)				1,557,280.92	1,564,788.62	(7,507.70)
--------------------------------------	--	--	--	---------------------	---------------------	-------------------

Schwab has provided accurate realized gain and loss information wherever possible for most investments. Cost basis data may be incomplete or unavailable for some of your holdings. If all data for a given investment is not available, the investment will not be listed here.

Application for Extension of Time To File an Exempt Organization Return

OMB No. 1545-1709

▶ File a separate application for each return.

- If you are filing for an **Automatic 3-Month Extension**, complete only **Part I** and check this box
 - If you are filing for an **Additional (not automatic) 3-Month Extension**, complete only **Part II** (on page 2 of this form)
- Do not complete Part II unless you have already been granted an automatic 3-month extension on a previously filed Form 8868.**

Part I Automatic 3-Month Extension of Time. Only submit original (no copies needed).

Section 501(c)(3) corporations required to file Form 990-T and requesting an automatic 6-month extension - check this box and complete Part I only

All other corporations (including 1120-C filers), partnerships, REMICs, and trusts must use Form 7004 to request an extension of time to file income tax returns

Electronic Filing (e-file). Generally, you can electronically file Form 8868 if you want a 3-month automatic extension of time to file one of the returns noted below (6 months for section 501(c)(3) corporations required to file Form 990-T). However, you cannot file Form 8868 electronically if (1) you want the additional (not automatic) 3-month extension or (2) you file Forms 990-BL, 6069, or 8870, group returns, or a composite or consolidated Form 990-T. Instead, you must submit the fully completed and signed page 2 (Part II) of Form 8868. For more details on the electronic filing of this form, visit www.irs.gov/efile and click on e-file for Charities & Nonprofits.

Type or print	Name of Exempt Organization WILLIAM KNOX HOLT FOUNDATION	Employer identification number 74-6084245
File by the due date for filing your return. See instructions	Number, street, and room or suite no. If a P.O. box, see instructions. 300 WEST AZTEC AVENUE #200	
	City, town or post office, state, and ZIP code. For a foreign address, see instructions. GALLUP, NM 87301	

Check type of return to be filed (file a separate application for each return):

- | | | |
|---|---|------------------------------------|
| <input type="checkbox"/> Form 990 | <input type="checkbox"/> Form 990-T (corporation) | <input type="checkbox"/> Form 4720 |
| <input type="checkbox"/> Form 990-BL | <input type="checkbox"/> Form 990-T (sec. 401(a) or 408(a) trust) | <input type="checkbox"/> Form 5227 |
| <input type="checkbox"/> Form 990-EZ | <input type="checkbox"/> Form 990-T (trust other than above) | <input type="checkbox"/> Form 6069 |
| <input checked="" type="checkbox"/> Form 990-PF | <input type="checkbox"/> Form 1041-A | <input type="checkbox"/> Form 8870 |

- The books are in the care of ▶ **GEORGE M. MALTI**
Telephone No. ▶ **505-863-6851** FAX No. ▶ **512-479-6981**
- If the organization does not have an office or place of business in the United States, check this box
- If this is for a Group Return, enter the organization's four digit Group Exemption Number (GEN) _____. If this is for the whole group, check this box . If it is for part of the group, check this box and attach a list with the names and EINs of all members the extension will cover.

1 I request an automatic 3-month (6-months for a section 501(c)(3) corporation required to file Form 990-T) extension of time until **AUGUST 15, 2007**, to file the exempt organization return for the organization named above. The extension is for the organization's return for:
▶ calendar year **2006** or
▶ tax year beginning _____, and ending _____.

2 If this tax year is for less than 12 months, check reason: Initial return Final return Change in accounting period

3a If this application is for Form 990-BL, 990-PF, 990-T, 4720, or 6069, enter the tentative tax, less any nonrefundable credits. See instructions.	3a	\$	33,769.
b If this application is for Form 990-PF or 990-T, enter any refundable credits and estimated tax payments made. Include any prior year overpayment allowed as a credit.	3b	\$	15,269.
c Balance Due. Subtract line 3b from line 3a. Include your payment with this form, or, if required, deposit with FTD coupon or, if required, by using EFTPS (Electronic Federal Tax Payment System) See instructions.	3c	\$	18,500.

Caution. If you are going to make an electronic fund withdrawal with this Form 8868, see Form 8453-EO and Form 8879-EO for payment instructions.

LHA For Privacy Act and Paperwork Reduction Act Notice, see instructions.

Form **8868** (Rev 12-2006)

• If you are filing for an **Additional (not automatic) 3-Month Extension**, complete only Part II and check this box **X**

Note. Only complete Part II if you have already been granted an automatic 3-month extension on a previously filed Form 8868.

• If you are filing for an **Automatic 3-Month Extension**, complete only Part I (on page 1).

Part II Additional (not automatic) 3-Month Extension of Time. You must file original and one copy.		
Type or print File by the extended due date for filing the return. See instructions.	Name of Exempt Organization WILLIAM KNOX HOLT FOUNDATION	Employer identification number 74-6084245
	Number, street, and room or suite no. If a P.O. box, see instructions 300 WEST AZTEC AVENUE #200	For IRS use only
	City, town or post office, state, and ZIP code. For a foreign address, see instructions. GALLUP, NM 87301	

Check type of return to be filed (File a separate application for each return):

- Form 990
 Form 990-EZ
 Form 990-T (sec. 401(a) or 408(a) trust)
 Form 1041-A
 Form 5227
 Form 8870
 Form 990-BL
 Form 990-PF
 Form 990-T (trust other than above)
 Form 4720
 Form 6069

STOP! Do not complete Part II if you were not already granted an automatic 3-month extension on a previously filed Form 8868.

- The books are in the care of **▶ GEORGE M. MALTI**
Telephone No. **▶ 505-863-6851** FAX No. **▶ 512-479-6981**
- If the organization does not have an office or place of business in the United States, check this box
- If this is for a Group Return, enter the organization's four digit Group Exemption Number (GEN) _____. If this is for the whole group, check this box . If it is for part of the group, check this box and attach a list with the names and EINs of all members the extension is for
- I request an additional 3-month extension of time until **NOVEMBER 15, 2007**.
- For calendar year **2006**, or other tax year beginning _____, and ending _____.
- If this tax year is for less than 12 months, check reason: Initial return Final return Change in accounting period
- State in detail why you need the extension
SEE STATEMENT 15

8a If this application is for Form 990-BL, 990-PF, 990-T, 4720, or 6069, enter the tentative tax, less any nonrefundable credits. See instructions	8a	\$	33,769.
b If this application is for Form 990-PF, 990-T, 4720, or 6069, enter any refundable credits and estimated tax payments made. Include any prior year overpayment allowed as a credit and any amount paid previously with Form 8868.	8b	\$	15,269.
c Balance Due. Subtract line 8b from line 8a. Include your payment with this form, or, if required, deposit with FTD coupon or, if required, by using EFTPS (Electronic Federal Tax Payment System). See instructions	8c	\$	18,500.

Signature and Verification

Under penalties of perjury, I declare that I have examined this form, including accompanying schedules and statements, and to the best of my knowledge and belief, it is true, correct, and complete, and that I am authorized to prepare this form

Signature **▶ Paula Wendling** Title **▶ CPA** Date **▶ 7/12/07**

Notice to Applicant. (To Be Completed by the IRS)

- We have approved this application. Please attach this form to the organization's return.
- We have not approved this application. However, we have granted a 10-day grace period from the later of the date shown below or the due date of the organization's return (including any prior extensions). This grace period is considered to be a valid extension of time for elections otherwise required to be made on a timely return. Please attach this form to the organization's return.
- We have not approved this application. After considering the reasons stated in item 7, we cannot grant your request for an extension of time to file. We are not granting a 10-day grace period.
- We cannot consider this application because it was filed after the extended due date of the return for which an extension was requested
- Other _____

Director _____ By _____ Date _____

Alternate Mailing Address. Enter the address if you want the copy of this application for an additional 3-month extension returned to an address different than the one entered above.

Type or print 623832 05-01-07	Name FLIELLER, KRUGER & SKELTON, LLP
	Number and street (include suite, room, or apt. no.) or a P.O. box number 221 WEST SIXTH STREET, SUITE 1200
	City or town, province or state, and country (including postal or ZIP code) AUSTIN, TEXAS 78701

FORM 8688

EXPLANATION FOR EXTENSION

STATEMENT 15

EXPLANATION

TAXPAYER REQUIRES ADDITIONAL TIME TO COMPILE INFORMATION NECESSARY TO PREPARE A COMPLETE AND ACCURATE RETURN. THEREFORE, AN EXTENSION OF TIME TO FILE IS RESPECTFULLY REQUESTED.

William Knox Holt Foundation
EIN: 74-6084245
2006 Form 990-PF

ATTACHMENT REGARDING FORMS 8865

The taxpayer was required to file Form 8865, but is not doing so under the constructive owners exception. The taxpayer has an interest in the following entity which also filed a constructive owners exception.

Peabody Global Partners, LP
505 Park Avenue, 5th Floor
New York, NY 10022

That partnership has direct partnership interests in the following, which filed separate Forms 8865:

Deltec Emerging Market Focused Fund, LP
645 Fifth Avenue, 18th Floor
New York, NY 10022

And,

Tower K-1 Japan Investors, LLC
505 Park Avenue, 5th Floor
New York, NY 10022

The taxpayer would have had to file Forms 8865 for its indirect ownership in the funds listed below but for this exception.

DEMF Master Fund, Ltd.
Ogier Fiduciary Services-113 S. Church St. PO Box 1234GT
George Town, Cayman Islands

And,

Tower K-1 Japan Master Fund, LP
68 Front Street, PO Box 705GT
George Town, Cayman Islands

FORM 990-PF DIVIDENDS AND INTEREST FROM SECURITIES STATEMENT 1

SOURCE	GROSS AMOUNT	CAPITAL GAINS DIVIDENDS	COLUMN (A) AMOUNT
PEABODY GLOBAL PARTNERS	5,972.	0.	5,972.
SB 9431	1.	0.	1.
SB 9674	1.	0.	1.
SCH 1233	24,600.	0.	24,600.
SCH 3529	6,059.	0.	6,059.
SCH 3941	12,670.	0.	12,670.
SCH 5169	26,093.	0.	26,093.
SCH 6961	7,439.	0.	7,439.
SCH 8608	19,579.	0.	19,579.
SCH 9609	26,277.	0.	26,277.
TOTAL TO FM 990-PF, PART I, LN 4	128,691.	0.	128,691.

FORM 990-PF OTHER INCOME STATEMENT 2

DESCRIPTION	(A) REVENUE PER BOOKS	(B) NET INVEST- MENT INCOME	(C) ADJUSTED NET INCOME
PEABODY GLOBAL PARTNERS ORDINARY INCOME	-9,518.	-9,518.	
SUBPART F INCOME-EKLETIKOS MULTI-ASSET INT'L FUND	321,491.	321,491.	
TOTAL TO FORM 990-PF, PART I, LINE 11	311,973.	311,973.	

FORM 990-PF ACCOUNTING FEES STATEMENT 3

DESCRIPTION	(A) EXPENSES PER BOOKS	(B) NET INVEST- MENT INCOME	(C) ADJUSTED NET INCOME	(D) CHARITABLE PURPOSES
ACCOUNTING FEES	15,446.	7,723.		7,723.
TO FORM 990-PF, PG 1, LN 16B	15,446.	7,723.		7,723.

FORM 990-PF	OTHER PROFESSIONAL FEES			STATEMENT 4
DESCRIPTION	(A) EXPENSES PER BOOKS	(B) NET INVEST- MENT INCOME	(C) ADJUSTED NET INCOME	(D) CHARITABLE PURPOSES
INVESTMENT MANAGEMENT	75,338.	75,338.		0.
TO FORM 990-PF, PG 1, LN 16C	75,338.	75,338.		0.

FORM 990-PF	TAXES			STATEMENT 5
DESCRIPTION	(A) EXPENSES PER BOOKS	(B) NET INVEST- MENT INCOME	(C) ADJUSTED NET INCOME	(D) CHARITABLE PURPOSES
FOREIGN TAXES	8,170.	8,170.		0.
FEDERAL TAXES	28,300.	0.		0.
TO FORM 990-PF, PG 1, LN 18	36,470.	8,170.		0.

FORM 990-PF	OTHER EXPENSES			STATEMENT 6
DESCRIPTION	(A) EXPENSES PER BOOKS	(B) NET INVEST- MENT INCOME	(C) ADJUSTED NET INCOME	(D) CHARITABLE PURPOSES
FILING FEES	25.	0.		25.
PORTFOLIO DEDUCTIONS FROM K-1	3,937.	3,937.		0.
BANK FEES	428.	428.		0.
OFFICE SUPPLIES	53.	0.		53.
DUES & SUBSCRIPTIONS	309.	0.		309.
INSURANCE	1,694.	0.		1,694.
TO FORM 990-PF, PG 1, LN 23	6,446.	4,365.		2,081.

FORM 990-PF U.S. AND STATE/CITY GOVERNMENT OBLIGATIONS STATEMENT 7

DESCRIPTION	U.S. GOV'T	OTHER GOV'T	BOOK VALUE	FAIR MARKET VALUE
09426/9609		X	0.	0.
TOTAL U.S. GOVERNMENT OBLIGATIONS				
TOTAL STATE AND MUNICIPAL GOVERNMENT OBLIGATIONS				
TOTAL TO FORM 990-PF, PART II, LINE 10A			0.	0.

FORM 990-PF CORPORATE STOCK STATEMENT 8

DESCRIPTION	BOOK VALUE	FAIR MARKET VALUE
09431/5169	0.	0.
09674/6961	0.	0.
3529	0.	0.
3941	0.	0.
8608	0.	0.
TOTAL TO FORM 990-PF, PART II, LINE 10B	0.	0.

FORM 990-PF CORPORATE BONDS STATEMENT 9

DESCRIPTION	BOOK VALUE	FAIR MARKET VALUE
09426/9609	0.	0.
TOTAL TO FORM 990-PF, PART II, LINE 10C	0.	0.

FORM 990-PF	OTHER ASSETS	STATEMENT	10
DESCRIPTION	BOOK VALUE	FAIR MARKET VALUE	
DEPOSIT-FRANCHISE TAX BOARD DISTRIBUTIONS RECEIVABLE	100. 1,379,332.	100. 1,379,332.	
TOTAL TO FORM 990-PF, PART II, LINE 15	1,379,432.	1,379,432.	

FORM 990-PF	OTHER INVESTMENTS	STATEMENT	11
DESCRIPTION	BOOK VALUE	FAIR MARKET VALUE	
AUSTIN CAPITAL STRATEGY HEDGE FUND	0.	0.	
PEABODY GLOBAL PARTNERS HEDGE FUND	0.	0.	
EKLEKTIKOS MULTI-ASSET INT'L FUND	9,723,082.	9,958,621.	
TOTAL TO FORM 990-PF, PART II, LINE 13	9,723,082.	9,958,621.	

FORM 990-PF	INTEREST AND PENALTIES	STATEMENT	12
TAX DUE FROM FORM 990-PF, PART VI		2,267.	
UNDERPAYMENT PENALTY		710.	
LATE PAYMENT INTEREST		93.	
TOTAL AMOUNT DUE		3,070.	

FORM 990-PF	LATE PAYMENT INTEREST	STATEMENT	13			
DESCRIPTION	DATE	AMOUNT	BALANCE	RATE	DAYS	INTEREST
TAX DUE	05/15/07	20,767.	20,767.	.0800		
EXTENSION PAYMENT	05/15/07	-18,500.	2,267.	.0800	184	93.
DATE FILED	11/15/07		2,360.			
TOTAL LATE PAYMENT INTEREST						93.

FORM 990-PF PART VIII - LIST OF OFFICERS, DIRECTORS TRUSTEES AND FOUNDATION MANAGERS STATEMENT 14

NAME AND ADDRESS	TITLE AND AVRG HRS/WK	COMPEN- SATION	EMPLOYEE BEN PLAN CONTRIB	EXPENSE ACCOUNT
GEORGE M. MALTI P.O. BOX 420 GALLUP, NM 87305	DIRECTOR 0.00	31,000.	0.	0.
ROBERTA S. PLUMMER 224 CHICHESTER PLACE SAN ANTONIO, TX 78209	DIRECTOR 0.00	31,000.	0.	0.
HOLT ATHERTON 2611 ST. ANTHONY AUSTIN, TX 78703	DIRECTOR 0.00	31,000.	0.	0.
RICHARD C. PERKINS 703 ELLEN LEE COURT BRYAN, TX 77802	DIRECTOR 0.00	31,000.	0.	0.
GEARY ATHERTON P.O. BOX 90070 SAN ANTONIO, TX 78209	DIRECTOR 0.00	31,000.	0.	0.
TOTALS INCLUDED ON 990-PF, PAGE 6, PART VIII		155,000.	0.	0.

FORM 990-PF

GRANT APPLICATION SUBMISSION INFORMATION
PART XV, LINES 2A THROUGH 2D

STATEMENT 15

NAME AND ADDRESS OF PERSON TO WHOM APPLICATIONS SHOULD BE SUBMITTED

WILLIAM KNOX HOLT FOUNDATION; ATTN: GEORGE M. MALTI
P.O. BOX 420
GALLUP, NM 87305

TELEPHONE NUMBER

FORM AND CONTENT OF APPLICATIONS

LETTER REQUEST STATING THE NAME OF THE ORGANIZATION, ADDRESS, PURPOSE OF GRANT AND BACKGROUND INFORMATION ON THE ORGANIZATION.

ANY SUBMISSION DEADLINES

NONE

RESTRICTIONS AND LIMITATIONS ON AWARDS

CHARITABLE FIELDS: EDUCATION, MEDICAL RESEARCH, SOCIAL SERVICES, ARTS & SCIENCES
GEOGRAPHICAL AREAS: CALIFORNIA, TEXAS, COLORADO, NEW MEXICO AND NEW YORK

FORM 990-PF

GRANTS AND CONTRIBUTIONS
PAID DURING THE YEAR

STATEMENT 16

RECIPIENT NAME AND ADDRESS	RECIPIENT RELATIONSHIP AND PURPOSE OF GRANT	RECIPIENT STATUS	AMOUNT
CORNELL UNIVERSITY 130 E. SENECA ST., STE. 400, ITHACA, NY 14850	NONE EDUCATIONAL PROGRAMS	EXEMPT	10,000.
HAGGIN MUSEUM 1201 N. PERSHING AVE., STOCKTON, CA 95203	NONE ART EDUCATION	EXEMPT	10,000.
ANY BABY CAN OF AUSTIN 1121 EAST 7TH STREET, AUSTIN, TX 78702	NONE FAMILY CRISIS ASSISTANCE PROGRAM	EXEMPT	5,000.
AUSTIN SYMPHONY 1101 RED RIVER, AUSTIN, TX 78701	NONE YOUNG PEOPLES' CONCERTS	EXEMPT	15,000.
BATTERED FAMILY SERVICES P.O. BOX 936, GALLUP, NM 87301	NONE SHELTER AND SERVICES FOR BATTERED FAMILIES	EXEMPT	5,000.
BRAZOS VALLEY MUSEUM OF NATURAL HISTORY 3232 BRIARCREST DR, BRYAN, TX 77802	NONE EXEMPT PURPOSE	EXEMPT	17,000.
CARITAS P.O. BOX 1947, AUSTIN, TX 78767-1947	NONE EMERGENCY ASSISTANCE PROGRAM	EXEMPT	25,000.
COLORADO ROCKY MT SCHOOL 1493 COUNTRY ROAD 106, CARBONDALE, CO 81623	NONE SCHOLARSHIP PROGRAM/WIRELESS INTERENET ACCESS	EXEMPT	25,000.
CRIME PREVENTION INSTITUTE 3737 EXECUTIVE CTR DR 150, AUSTIN, TX 78731	NONE JOB AND RESOURCE FAIRS	EXEMPT	20,000.

FAMILY VIOLENCE PREVENTION SERVICES 7911 BROADWAY, SAN ANTONIO, TX 78209	NONE EXEMPT PURPOSE	EXEMPT	10,000.
MONTEREY BAY AQUARIUM 886 CANNERY ROW, MONTEREY, CA 93940	NONE EDUCATIONAL PROGRAMS	EXEMPT	10,000.
NATIONAL INDIAN YOUTH LEADERSHIP PROJECT P.O. BOX 96, PINE HILL, NM 87357	NONE DRUGS AND ALCOHOL PREVENTION	EXEMPT	25,000.
SAFE PLACE P.O. BOX 19454, AUSTIN, TX 78760	NONE DOMESTIC VIOLENCE & ASSAULT EDUCATION	EXEMPT	25,000.
BRAZOS MATERNAL & CHILD HEALTH CLINIC 3370 SOUTH TEXAS AVE., STE. G, BRYAN, TX 77802	NONE FAMILY HEATH CARE	EXEMPT	20,000.
CANCER THERAPY & RESEARCH CENTER 7979 WURZBACH ROAD, SAN ANTONIO, TX 78229	NONE CANCER RESEARCH	EXEMPT	20,000.
WITTE MUSEUM 3801 BROADWAY, SAN ANTONIO, TX 78209	NONE TO FUND ORGANIZATION'S PURPOSE	EXEMPT EXEMPT	20,000.
ST. MICHAEL INDIAN SCHOOL P.O. BOX 650, ST. MICHAELS, AZ 86511	NONE EDUCATIONAL PROGRAMS	EXEMPT	20,000.
BRAZOS VALLEY CAMP DBA KINGDOM RANCH P.O. BOX 474, SNOOK, TX 77878	NONE TO FUND ORGANIZATION'S PURPOSE	EXEMPT	20,000.
HELEN KELLER INTERNATIONAL P.O. BOX 420, GALLUP, NM 87305	NONE TO FUND ORGANIZATION'S PURPOSE	EXEMPT EXEMPT	15,000.

THE CHILDREN'S MUSEUM 111 EAST 27TH STREET, BRYAN, TX 77803	NONE EDUCATIONAL PROGRAMS	EXEMPT	15,000.
JUNCTION FIVE-O-FIVE 4410 COLLEGE MAIN, BRYAN, TX 77801	NONE TO FUND ORGANIZATION'S PURPOSE	EXEMPT EXEMPT	9,990.
THE ARC OF THE CAPITAL AREA 2818 SAN GABRIEL, AUSTIN, TX 78705	NONE TO FUND ORGANIZATION'S PURPOSE	EXEMPT EXEMPT	7,500.
SAN ANTONIO ACADEMY 117 EAST FRENCH PLACE, SAN ANTONIO, TX 78212	NONE TO FUND ORGANIZATION'S PURPOSE	EXEMPT EXEMPT	5,000.
KEYSTONE SCHOOL 119 E. CRAIG, SAN ANTONIO, TX 78212	NONE EDUCATIONAL PROGRAMS	EXEMPT	5,000.
COMFORT PUBLIC LIBRARY P.O. BOX 536, COMFORT, TX 78013	NONE EDUCATIONAL PROGRAMS	EXEMPT	5,000.
TOTAL TO FORM 990-PF, PART XV, LINE 3A			<u>364,490.</u>

Underpayment of Estimated Tax by Corporations

Department of the Treasury
Internal Revenue Service

▶ See separate instructions.
▶ Attach to the corporation's tax return.

FORM 990-PF

2006

Name

WILLIAM KNOX HOLT FOUNDATION

Employer identification number

74-6084245

Note: Generally, the corporation is not required to file Form 2220 (see Part II below for exceptions) because the IRS will figure any penalty owed and bill the corporation. However, the corporation may still use Form 2220 to figure the penalty. If so, enter the amount from page 2, line 34 on the estimated tax penalty line of the corporation's income tax return, but **do not** attach Form 2220.

Part I Required Annual Payment

1	Total tax (see instructions)	1	36,036.
2a	Personal holding company tax (Schedule PH (Form 1120), line 26) included on line 1		
2b	Look-back interest included on line 1 under section 460(b)(2) for completed long-term contracts or of section 167(g) for depreciation under the income forecast method		
2c	Credit for Federal tax paid on fuels (see instructions)		
d	Total. Add lines 2a through 2c	2d	
3	Subtract line 2d from line 1. If the result is less than \$500, do not complete or file this form. The corporation does not owe the penalty.	3	36,036.
4	Enter the tax shown on the corporation's 2005 income tax return (see instructions). Caution: If the tax is zero or the tax year was for less than 12 months, skip this line and enter the amount from line 3 on line 5.	4	25,011.
5	Required annual payment. Enter the smaller of line 3 or line 4. If the corporation is required to skip line 4, enter the amount from line 3.	5	25,011.

Part II Reasons for Filing - Check the boxes below that apply. If any boxes are checked, the corporation must file Form 2220 even if it does not owe a penalty (see instructions).

- 6 The corporation is using the adjusted seasonal installment method
- 7 The corporation is using the annualized income installment method
- 8 The corporation is a "large corporation" figuring its first required installment based on the prior year's tax

Part III Figuring the Underpayment

	(a)	(b)	(c)	(d)
9	05/15/06	06/15/06	09/15/06	12/15/06
10	6,253.	6,253.	6,252.	6,253.
11	8,769.			
12		2,516.		
13		2,516.		
14			3,737.	9,989.
15	8,769.	2,516.	0.	0.
16		0.	3,737.	
17		3,737.	6,252.	6,253.
18	2,516.			

Go to Part IV on page 2 to figure the penalty. Do not go to Part IV if there are no entries on line 17 - no penalty is owed.

Part IV Figuring the Penalty

	(a)	(b)	(c)	(d)
19 Enter the date of payment or the 15th day of the 3rd month after the close of the tax year, whichever is earlier (see instructions) (Form 990-PF and Form 990-T filers: Use 5th month instead of 3rd month)				
20 Number of days from due date of installment on line 9 to the date shown on line 19				
21 Number of days on line 20 after 4/15/2006 and before 7/1/2006				
22 Underpayment on line 17 x $\frac{\text{Number of days on line 21} \times 7\%}{365}$	\$	\$	\$	\$
23 Number of days on line 20 after 6/30/2006 and before 4/1/2007				
24 Underpayment on line 17 x $\frac{\text{Number of days on line 23} \times 8\%}{365}$	\$	\$	\$	\$
25 Number of days on line 20 after 3/31/2007 and before 7/1/2007				
26 Underpayment on line 17 x $\frac{\text{Number of days on line 25} \times \%}{365}$	\$	\$	\$	\$
27 Number of days on line 20 after 6/30/2007 and before 10/1/2007	SEE ATTACHED WORKSHEET			
28 Underpayment on line 17 x $\frac{\text{Number of days on line 27} \times \%}{365}$	\$	\$	\$	\$
29 Number of days on line 20 after 9/30/2007 and before 1/1/2008				
30 Underpayment on line 17 x $\frac{\text{Number of days on line 29} \times \%}{365}$	\$	\$	\$	\$
31 Number of days on line 20 after 12/31/2007 and before 2/16/2008				
32 Underpayment on line 17 x $\frac{\text{Number of days on line 31} \times \%}{366}$	\$	\$	\$	\$
33 Add lines 22, 24, 26, 28, 30, and 32	\$	\$	\$	\$
34 Penalty. Add columns (a) through (d), of line 33. Enter the total here and on Form 1120, line 33, Form 1120-A, line 29, or the comparable line for other income tax returns				34 \$ 710.

* For underpayments paid after March 31, 2007: For lines 26, 28, 30, and 32, use the penalty interest rate for each calendar quarter, which the IRS will determine during the first month in the preceding quarter. These rates are published quarterly in an IRS News Release and in a revenue ruling in the Internal Revenue Bulletin. To obtain this information on the internet, access the IRS website at www.irs.gov. You can also call 1-800-829-4933 to get interest rate information.

**FORM 990-PF
UNDERPAYMENT OF ESTIMATED TAX WORKSHEET**

Name(s)					Identifying Number
WILLIAM KNOX HOLT FOUNDATION					74-6084245
(A) *Date	(B) Amount	(C) Adjusted Balance Due	(D) Number Days Balance Due	(E) Daily Penalty Rate	(F) Penalty
		-0-			
05/15/06	6,253.	6,253.			
05/15/06	-8,769.	-2,516.			
06/15/06	6,253.	3,737.	15	.000191781	11.
06/30/06	0.	3,737.	77	.000219178	63.
09/15/06	6,252.	9,989.	91	.000219178	199.
12/15/06	6,253.	16,242.	81	.000219178	288.
03/06/07	-6,500.	9,742.	70	.000219178	149.
Penalty Due (Sum of Column F)					710.

* Date of estimated tax payment, withholding credit date or installment due date

Return by a U.S. Transferor of Property to a Foreign Corporation

OMB No 1545-0026

Attachment
 Sequence No **128**

▶ Attach to your income tax return.

Part I U.S. Transferor Information (see instructions)

Name of transferor William Knox Holt Foundation	Identifying number (see instructions) 74-6084245
--	---

- 1 If the transferor was a corporation, complete questions 1a, 1b, and 1c
- a If the transfer was a section 361(a) or (b) transfer, was the transferor controlled (under section 368(c)) by 5 or fewer domestic corporations? Yes No
- b Did the transferor remain in existence after the transfer? Yes No
- If not, list the controlling shareholder(s) and their identifying number(s)

Controlling shareholder	Identifying number

- c If the transferor was a member of an affiliated group filing a consolidated return, was it the parent corporation? Yes No
- If not, list the name and employer identification number (EIN) of the parent corporation

Name of parent corporation	EIN of parent corporation

- 2 If the transferor was a partner in a partnership that was the actual transferor (but is not treated as such under section 367), list the name and EIN of the transferor's partnership

Name of partnership	EIN of partnership

Part II Transferee Foreign Corporation Information (see instructions)

3 Name of transferee (foreign corporation) Eklektikos Multi-Asset International Fund, LTD	4 Identifying number, if any 98-0464693
--	--

5 Address (including country)
227 Elgin Ave., PO Box 852 GT, Georgetown, Grand Cayman

6 Country of incorporation or organization
Cayman Islands

7 Foreign law characterization (see instructions)
Corporation

- 8 Is the transferee foreign corporation a controlled foreign corporation? Yes No

For Paperwork Reduction Act Notice, see page 4.

Form **926** (Rev. 12-2005)

Part III Information Regarding Transfer of Property (see instructions)

9 Date of transfer 8/1/06 and 11/1/06	10 Type of nonrecognition transaction (see instructions) Section 351
---	--

11 Description of property transferred
 Cash - \$7,700,000

Cash - \$1,701,566

12 Did this transfer result from a change in the classification of the transferee to that of a foreign corporation? Yes No

13 Was the transferor required to recognize income under Temporary Regulations sections 1.367(a)-4T through 1.367(a)-6T (e.g., for tainted property, depreciation recapture, branch loss recapture, etc.)? Yes No

14a Was intangible property (within the meaning of section 936(h)(3)(B)) transferred as a result of the transaction? Yes No

b If yes, describe the nature of the rights to the intangible property that was transferred in the transfer