

Return of Private Foundation or Section 4947(a)(1) Nonexempt Charitable Trust Treated as a Private Foundation

2000

Department of the Treasury Internal Revenue Service

Note The organization may be able to use a copy of this return to satisfy state reporting requirements

For calendar year 2000, or tax year beginning 2000, and ending

G Check all that apply Initial return Final return X Amended return Address change Name change

Use the IRS label Otherwise, print or type See Specific Instructions Name of organization THE WINTHROP ROCKEFELLER FOUNDATION A Employer identification number 71-0285871 B Telephone number (see page 10 of the instructions) (501) 376-6854 C If exemption application is pending check here D 1 Foreign organizations check here 2 Foreign organizations meeting the 85% test check here and attach computation E If private foundation status was terminated under section 507(b)(1)(A) check here F If the foundation is in a 60-month termination under section 507(b)(1)(B) check here H Check type of organization X Section 501(c)(3) exempt private foundation I Fair market value of all assets at end of year (from Part II, col (c), line 16) 161,327,026 J Accounting method X Other (specify) MOD CASH

Part I Analysis of Revenue and Expenses (The total of amounts in columns (b), (c), and (d) may not necessarily equal the amounts in column (a) (see page 10 of the instructions)) Table with columns: (a) Revenue and expenses per books, (b) Net investment income, (c) Adjusted net income, (d) Disbursements for charitable purposes (cash basis only). Rows include: 1 Contributions gifts grants etc received, 2 Distributions from split-interest trusts, 3 Interest on savings and temporary cash investments, 4 Dividends and interest from securities, 5a Gross rents, 6a Net gain or (loss) from sale of assets not on line 10, 7 Capital gain net income, 8 Net short-term capital gain, 9 Income modifications, 10a Gross sales less returns and allowances, 11 Other income, 12 Total Add lines 1 through 11, 13 Compensation of officers directors, trustees etc, 14 Other employee salaries and wages, 15 Pension plans employee benefits, 16 Legal fees, 17 Interest, 18 Taxes, 19 Depreciation and depletion, 20 Occupancy, 21 Travel, conferences and meetings, 22 Printing and publications, 23 Other expenses, 24 Total operating and administrative expenses, 25 Contributions, gifts, grants paid, 26 Total expenses and disbursements, 27 Subtract line 26 from line 25.

SCANNED SEP 25 2002

FO ACCOUNTS RECEIVED AUG 14 2002 TPR BRANCH OGDEN

RECEIVED AUG 14 2002 OGDEN, UT

26

Part II Balance Sheets		Attached schedules and amounts in the description column should be for end of year amounts only (See instructions)		Beginning of year	End of year	
		(a) Book Value	(b) Book Value	(c) Fair Market Value		
Assets	1	Cash - non-interest-bearing		16,383,204	4,514,657	4,514,657
	2	Savings and temporary cash investments				
	3	Accounts receivable				
		Less allowance for doubtful accounts				
	4	Pledges receivable				
		Less allowance for doubtful accounts				
	5	Grants receivable				
	6	Receivables due from officers, directors, trustees, and other disqualified persons (attach schedule) (see page 15 of the instructions)				
	7	Other notes and loans receivable (attach schedule)				
		Less allowance for doubtful accounts				
	8	Inventories for sale or use				
	9	Prepaid expenses and deferred charges	STMT 10			
	10 a	Investments - U.S. and state government obligations (attach schedule)		25,028,968	28,004,542	28,004,542
	b	Investments - corporate stock (attach schedule)	STMT 11	98,984,062	87,240,655	87,240,655
	c	Investments - corporate bonds (attach schedule)	STMT 12	21,568,315	35,562,987	35,562,987
	11	Investments - land buildings and equipment basis				
	Less accumulated depreciation (attach schedule)					
12	Investments - mortgage loans					
13	Investments - other (attach schedule)	STMT 13	NONE	1,377,872	1,377,872	
14	Land buildings and equipment basis		510,854			
	Less accumulated depreciation (attach schedule)		435,745	70,730	75,109	
15	Other assets (describe)	STMT 14)	3,574,204	4,551,204	4,551,204	
16	Total assets (to be completed by all filers - see page 16 of the instructions. Also, see page 1, item I)		165,609,483	161,327,026	161,327,026	
Liabilities	17	Accounts payable and accrued expenses		NONE	NONE	
	18	Grants payable		1,698,983	1,915,400	
	19	Deferred revenue				
	20	Loans from officers, directors, trustees, and other disqualified persons				
	21	Mortgages and other notes payable (attach schedule)				
	22	Other liabilities (describe)				
23	Total liabilities (add lines 17 through 22)		1,698,983	1,915,400		
Net Assets or Fund Balances	Organizations that follow SFAS 117, check here <input checked="" type="checkbox"/> and complete lines 24 through 26 and lines 30 and 31					
	24	Unrestricted		163,910,500	159,411,626	
	25	Temporarily restricted				
	26	Permanently restricted				
	Organizations that do not follow SFAS 117, check here and complete lines 27 through 31 <input type="checkbox"/>					
	27	Capital stock, trust principal, or current funds				
	28	Paid in or capital surplus or land bldg and equipment fund				
	29	Retained earnings, accumulated income, endowment, or other funds				
30	Total net assets or fund balances (see page 17 of the instructions)		163,910,500	159,411,626		
31	Total liabilities and net assets/fund balances (see page 17 of the instructions)		165,609,483	161,327,026		

Part III Analysis of Changes in Net Assets or Fund Balances

1	Total net assets or fund balances at beginning of year - Part II, column (a), line 30 (must agree with end-of-year figure reported on prior year's return)	1	163,910,500
2	Enter amount from Part I line 27a	2	-4,498,874
3	Other increases not included in line 2 (itemize)	3	
4	Add lines 1, 2, and 3	4	159,411,626
5	Decreases not included in line 2 (itemize)	5	
6	Total net assets or fund balances at end of year (line 4 minus line 5) - Part II, column (b), line 30	6	159,411,626

Part IV Capital Gains and Losses for Tax on Investment Income

(a) List and describe the kind(s) of property sold (e.g., real estate, 2-story brick warehouse, or common stock, 200 shs MLC Co)

(b) How acquired P-Purchase D-Donation	(c) Date acquired (mo, day, yr)	(d) Date sold (mo, day, yr)

1a SEE PART IV SCHEDULE

(e) Gross sales price	(f) Depreciation allowed (or allowable)	(g) Cost or other basis plus expense of sale	(h) Gain or (loss) (e) plus (f) minus (g)
a			
b			
c			
d			
e			

Complete only for assets showing gain in column (h) and owned by the foundation on 12/31/69

(i) F M V as of 12/31/69	(j) Adjusted basis as of 12/31/69	(k) Excess of col (i) over col (j), if any	(l) Gains (Col (h) gain minus col (k), but not less than -0-) or Losses (from col (h))
a			
b			
c			
d			
e			

2 Capital gain net income or (net capital loss)	{ If gain, also enter in Part I, line 7 If (loss), enter -0- in Part I, line 7 }	2	22,193,462.
3 Net short-term capital gain or (loss) as defined in sections 1222(5) and (6) If gain, also enter in Part I, line 8, column (c) (see pages 13 and 17 of the instructions) If (loss), enter -0- in Part I, line 8		3	

Part V Qualification Under Section 4940(e) for Reduced Tax on Net Investment Income

(For optional use by domestic private foundations subject to the section 4940(a) tax on net investment income)

If section 4940(d)(2) applies, leave this part blank

Was the organization liable for the section 4942 tax on the distributable amount of any year in the base period? Yes No
 If Yes, the organization does not qualify under section 4940(e) Do not complete this part

1 Enter the appropriate amount in each column for each year, see page 18 of the instructions before making any entries

(a) Base period years Calendar year (or tax year beginning in)	(b) Adjusted qualifying distributions	(c) Net value of noncharitable use assets	(d) Distribution ratio (col (b) divided by col (c))
1999	5,347,996	132,984,057.	0.04021531694
1998	4,280,708.	105,588,725.	0.04054133621
1997	6,355,866.	91,523,797.	0.06944495539
1996	5,885,884.	88,760,160.	0.06631222837
1995	6,032,905.	74,973,956.	0.08046667565

2 Total of line 1, column (d)	2	0.29698051256
3 Average distribution ratio for the 5-year base period-divide the total on line 2 by 5, or by the number of years the foundation has been in existence if less than 5 years	3	0.05939610251
4 Enter the net value of noncharitable-use assets for 2000 from Part X, line 5	4	151,981,761.
5 Multiply line 4 by line 3	5	9,027,124.
6 Enter 1% of net investment income (1% of Part I, line 27b)	6	259,121.
7 Add lines 5 and 6	7	9,286,245.
8 Enter qualifying distributions from Part XII, line 4	8	5,130,438.

If line 8 is equal to or greater than line 7 check the box in Part VI line 1b and complete that part using a 1% tax rate See the Part VI instructions on page 18

Part VI Excise Tax Based on Investment Income (Section 4940(a), 4940(b), 4940(e), 4948 - see page 18 of the instructions)

1a	Exempt operating foundations described in section 4940(d)(2), check here <input type="checkbox"/> and enter "N/A" on line 1 Date of ruling letter _____ (attach copy of ruling letter if necessary - see instructions)		
b	Domestic organizations that meet the section 4940(e) requirements in Part V, check here <input type="checkbox"/> and enter 1% of Part I, line 27b	1	518,243.
c	All other domestic organizations enter 2% of line 27b. Exempt foreign organizations enter 4% of Part I, line 12, col (b)		
2	Tax under section 511 (domestic section 4947(a)(1) trusts and taxable foundations only. Others enter -0-)	2	
3	Add lines 1 and 2	3	518,243.
4	Subtitle A (income) tax (domestic section 4947(a)(1) trusts and taxable foundations only. Others enter -0-)	4	NONE
5	Tax based on investment income. Subtract line 4 from line 3. If zero or less, enter -0-	5	518,243.
6	Credits/Payments		
a	2000 estimated tax payments and 1999 overpayment credited to 2000	6a	686,000.
b	Exempt foreign organizations - tax withheld at source	6b	NONE
c	Tax paid with application for extension of time to file (Form 8868)	6c	NONE
d	Backup withholding erroneously withheld	6d	
7	Total credits and payments. Add lines 6a through 6d	7	686,000.
8	Enter any penalty or underpayment of estimated tax. Check here <input type="checkbox"/> Form 2220 is attached	8	43.
9	Tax due. If the total of lines 5 and 8 is more than line 7, enter amount owed	9	
10	Overpayment. If line 7 is more than the total of lines 5 and 8, enter the amount overpaid	10	167,714
11	Enter the amount of line 10 to be credited to 2001 estimated tax. <input type="checkbox"/> Refunded	11	

Part VII-A Statements Regarding Activities

	Yes	No
1 a		X
1 b		X
1 c	N/A	
2		X
3		X
4 a		X
4 b	N/A	
5		X
6	X	
7	X	
8 a		
8 b	X	
9		X
10		X
11	X	

12 The books are in care of DR SYBIL J. HAMPTON Telephone no 501-376-6854
 Located at 308 E 8TH ST, LITTLE ROCK, AR ZIP+4 72202

13 Section 4947(a)(1) nonexempt charitable trusts filing Form 990-PF in lieu of Form 1041 - Check here
 and enter the amount of tax-exempt interest received or accrued during the year 13

Part VII-B Statements Regarding Activities for Which Form 4720 May Be Required

File Form 4720 if any item is checked in the "Yes" column, unless an exception applies

		Yes	No
1 a	During the year did the organization (either directly or indirectly)		
	(1) Engage in the sale or exchange, or leasing of property with a disqualified person?	<input type="checkbox"/> Yes	<input checked="" type="checkbox"/> No
	(2) Borrow money from, lend money to, or otherwise extend credit to (or accept it from) a disqualified person?	<input type="checkbox"/> Yes	<input checked="" type="checkbox"/> No
	(3) Furnish goods, services, or facilities to (or accept them from) a disqualified person?	<input type="checkbox"/> Yes	<input checked="" type="checkbox"/> No
	(4) Pay compensation to, or pay or reimburse the expenses of a disqualified person?	<input type="checkbox"/> Yes	<input checked="" type="checkbox"/> No
	(5) Transfer any income or assets to a disqualified person (or make any of either available for the benefit or use of a disqualified person)?	<input type="checkbox"/> Yes	<input checked="" type="checkbox"/> No
	(6) Agree to pay money or property to a government official? (Exception Check "No if the organization agreed to make a grant to or to employ the official for a period after termination of government service, if terminating within 90 days)	<input type="checkbox"/> Yes	<input checked="" type="checkbox"/> No
b	If any answer is "Yes" to 1a(1)-(6), did any of the acts fail to qualify under the exceptions described in Regulations section 53.4941(d)-3 or in a current notice regarding disaster assistance (see page 20 of the instructions)? Organizations relying on a current notice regarding disaster assistance check here		N/A
c	Did the organization engage in a prior year in any of the acts described in 1a, other than excepted acts that were not corrected before the first day of the tax year beginning in 2000?		X
2	Taxes on failure to distribute income (section 4942) (does not apply for years the organization was a private operating foundation defined in section 4942(j)(3) or 4942(j)(5))		
a	At the end of tax year 2000, did the organization have any undistributed income (lines 6d and 6e, Part XIII) for tax year(s) beginning before 2000? If "Yes," list the years	<input type="checkbox"/> Yes	<input checked="" type="checkbox"/> No
b	Are there any years listed in 2a for which the organization is not applying the provisions of section 4942(a)(2) (relating to incorrect valuation of assets) to the year's undistributed income? (If applying section 4942(a)(2) to all years listed, answer "No" and attach statement - see page 20 of the instructions)		N/A
c	If the provisions of section 4942(a)(2) are being applied to any of the years listed in 2a, list the years here		
3 a	Did the organization hold more than a 2% direct or indirect interest in any business enterprise at any time during the year?	<input checked="" type="checkbox"/> Yes	<input type="checkbox"/> No
b	If "Yes," did it have excess business holdings in 2000 as a result of (1) any purchase by the organization or disqualified persons after May 26, 1969, (2) the lapse of the 5-year period (or longer period approved by the Commissioner under section 4943(c)(7)) to dispose of holdings acquired by gift or bequest, or (3) the lapse of the 10-, 15- or 20-year first phase holding period? (Use Schedule C Form 4720 to determine if the organization had excess business holdings in 2000)		X
4 a	Did the organization invest during the year any amount in a manner that would jeopardize its charitable purposes?		X
b	Did the organization make any investment in a prior year (but after December 31, 1969) that could jeopardize its charitable purpose that had not been removed from jeopardy before the first day of the tax year beginning in 2000?		X
5 a	During the year did the organization pay or incur any amount to		
	(1) Carry on propaganda or otherwise attempt to influence legislation (section 4945(e))?	<input type="checkbox"/> Yes	<input checked="" type="checkbox"/> No
	(2) Influence the outcome of any specific public election (see section 4955), or to carry on, directly or indirectly, any voter registration drive?	<input type="checkbox"/> Yes	<input checked="" type="checkbox"/> No
	(3) Provide a grant to an individual for travel, study, or other similar purposes?	<input type="checkbox"/> Yes	<input checked="" type="checkbox"/> No
	(4) Provide a grant to an organization other than a charitable, etc. organization described in section 509(a)(1) (2), or (3) or section 4940(d)(2)?	<input type="checkbox"/> Yes	<input checked="" type="checkbox"/> No
	(5) Provide for any purpose other than religious, charitable scientific, literary, or educational purposes or for the prevention of cruelty to children or animals?	<input type="checkbox"/> Yes	<input checked="" type="checkbox"/> No
b	If any answer is "Yes" to 5a(1)-(5), did any of the transactions fail to qualify under the exceptions described in Regulations section 53.4945 or in a current notice regarding disaster assistance (see page 20 of the instructions)? Organizations relying on a current notice regarding disaster assistance check here		X
c	If the answer is "Yes" to question 5a(4), does the organization claim exemption from the tax because it maintained expenditure responsibility for the grant? If "Yes," attach the statement required by Regulations section 53.4945-5(d)	N/A	
6 a	Did the organization, during the year receive any funds, directly or indirectly to pay premiums on a personal benefit contract?	<input type="checkbox"/> Yes	<input checked="" type="checkbox"/> No
b	Did the organization during the year, pay premiums directly or indirectly, on a personal benefit contract? If you answered "Yes" to 6a also file Form 8870		X

Part VIII Information About Officers, Directors, Trustees, Foundation Managers, Highly Paid Employees, and Contractors

1 List all officers, directors, trustees, foundation managers and their compensation (see page 19 of the instructions)

(a) Name and address	(b) Title, and average hours per week devoted to position	(c) Compensation (if not paid, enter -0-)	(d) Contributions to employee benefit plans and deferred compensation	(e) Expense account other allowances
SEE STATEMENT 16		127,464	18,056	NONE

2 Compensation of five highest-paid employees (other than those included on line 1 - see page 21 of the instructions) If none, enter "NONE"

(a) Name and address of each employee paid more than \$50,000	(b) Title and average hours per week devoted to position	(c) Compensation	(d) Contributions to employee benefit plans and deferred compensation	(e) Expense account other allowances
NONE				

Total number of other employees paid over \$50,000 ▶ NONE

3 Five highest-paid independent contractors for professional services - (see page 21 of the instructions) If none, enter "NONE"

(a) Name and address of each person paid more than \$50,000	(b) Type of service	(c) Compensation
DRESDNER RCM GLOBAL INVESTORS SAN FRANCISCO, CA	INVESTMENT MGMT.	112,011.
ESSEX INVESTMENT MANAGEMENT CO BOSTON, MA	INVESTMENT MGMT	221,553
UTENDAHL CAPITAL MANAGEMENT NEW YORK, NY	INVESTMENT MGMT	91,693
JEFFREY, PHILLIPS, MOSLEY, SCOTT LITTLE ROCK, ARKANSAS	ACCOUNTING	74,017.
GRAY & COMPANY ATLANTA, GA	CONSULTING	71,001.

Total number of others receiving over \$50,000 for professional services ▶ NONE

Part IX-A Summary of Direct Charitable Activities

List the foundation's four largest direct charitable activities during the tax year. Include relevant statistical information such as the number of organizations and other beneficiaries served, conferences convened, research papers produced, etc.

	Expenses
1 ARKANSAS ENTERPRISE GROUP - PROMOTE CAREERS IN HEALTH CARE AND INDUSTRY PARTNERS SECTORAL EMPLOYMENT INITIATIVE, THE ARK WOMENS BUSINESS DEV. CENTER, & WORKING FAMILIES PROJ.	500,000
2 MID-SOUTH DELTA LISC - TO SUPPORT THE "ORGANIZATIONAL EXCELLENCE" PROJECT TO BUILD ORGANIZATIONAL CAPACITY OF COMMUNITY DEVELOPMENT CORPS IN THE TRI-STATE DELTA.	259,468
3 WINROCK INTERNATIONAL - PROVIDES TRAINING & TECHNICAL SUPPORT TO LAND OWNERS & COMMUNITY BASED ORGANIZATIONS IN DEVELOPING PROJECTS USING ATMOSPHERIC CO2 AS A RAW MATERIAL	162,500.
4 ARKANSAS HUMANITIES COUNCIL - TO OFFER MINI-GRANTS FOR K-12 TEACHERS TO IMPROVE LANGUAGE, ARTS, & SOCIAL SCIENCES INITIATIVES.	155,659

Part IX-B Summary of Program-Related Investments (see page 22 of the instructions)

Describe the two largest program-related investments made by the foundation during the tax year on lines 1 and 2	Amount
1 SEE ATTACHED STATEMENT NUMBER 38	1,000,000.
2	
All other program related investments See page 22 of the instructions	
3 NONE	

Part X Minimum Investment Return (All domestic foundations must complete this part Foreign foundations, see page 22 of the instructions)

1 Fair market value of assets not used (or held for use) directly in carrying out charitable, etc., purposes		
a Average monthly fair market value of securities	1a	131,019,486.
b Average of monthly cash balances	1b	23,276,718.
c Fair market value of all other assets (see page 23 of the instructions)	1c	NONE
d Total (add lines 1a, b, and c)	1d	154,296,204.
e Reduction claimed for blockage or other factors reported on lines 1a and 1c (attach detailed explanation)	1e	
2 Acquisition indebtedness applicable to line 1 assets	2	NONE
3 Subtract line 2 from line 1d	3	154,296,204
4 Cash deemed held for charitable activities Enter 1 1/2% of line 3 (for greater amount, see page 23 of the instructions)	4	2,314,443
5 Net value of noncharitable-use assets Subtract line 4 from line 3 Enter here and on Part V, line 4	5	151,981,761.
6 Minimum investment return Enter 5% of line 5	6	7,599,088

Part XI Distributable Amount (see page 23 of the instructions) (Section 4942(j)(3) and (j)(5) private operating foundations and certain foreign organizations check here and do not complete this part)

1 Minimum investment return from Part X, line 6	1	7,599,088
2a Tax on investment income for 2000 from Part VI, line 5	2a	518,243
b Income tax for 2000 (This does not include the tax from Part VI)	2b	
c Add lines 2a and 2b	2c	518,243
3 Distributable amount before adjustments Subtract line 2c from line 1	3	7,080,845
4a Recoveries of amounts treated as qualifying distributions	4a	26,041
b Income distributions from section 4947(a)(2) trusts	4b	
c Add lines 4a and 4b	4c	26,041
5 Add lines 3 and 4c	5	7,106,886
6 Deduction from distributable amount (see page 23 of the instructions)	6	NONE
7 Distributable amount as adjusted Subtract line 6 from line 5 Enter here and on Part XIII, line 1	7	7,106,886

Part XII Qualifying Distributions (see page 24 of the instructions)

1 Amounts paid (including administrative expenses) to accomplish charitable, etc., purposes		
a Expenses, contributions, gifts, etc - total from Part I, column (d) line 26	1a	4,130,438
b Program-related investments - total of lines 1-3 of Part IX-B	1b	1,000,000
2 Amounts paid to acquire assets used (or held for use) directly in carrying out charitable, etc., purposes	2	NONE
3 Amounts set aside for specific charitable projects that satisfy the		
a Suitability test (prior IRS approval required)	3a	NONE
b Cash distribution test (attach the required schedule)	3b	NONE
4 Qualifying distributions Add lines 1a through 3b Enter here and on Part V, line 8 and Part XIII, line 4	4	5,130,438.
5 Organizations that qualify under section 4940(e) for the reduced rate of tax on net investment income Enter 1% of Part I, line 27b (see page 24 of the instructions)	5	N/A
6 Adjusted qualifying distributions Subtract line 5 from line 4	6	5,130,438.

Note The amount on line 6 will be used in Part V, column (b) in subsequent years when calculating whether the foundation qualifies for the section 4940(e) reduction of tax in those years

Part XIII Undistributed Income (see page 24 of the instructions)

	(a) Corpus	(b) Years prior to 1999	(c) 1999	(d) 2000
1 Distributable amount for 2000 from Part XI, line 7				7,106,886.
2 Undistributed income if any as of the end of 1999				
a Enter amount for 1999			NONE	
b Total for prior years <u>1998</u>		NONE		
3 Excess distributions carryover, if any, to 2000				
a From 1995	NONE			
b From 1996	1,442,256.			
c From 1997	2,088,139.			
d From 1998	NONE			
e From 1999	NONE			
f Total of lines 3a through e	3,530,395.			
4 Qualifying distributions for 2000 from Part XII, line 4 <u>5,130,438.</u>				
a Applied to 1999, but not more than line 2a			NONE	
b Applied to undistributed income of prior years (Election required - see page 25 of the instructions)		NONE		
c Treated as distributions out of corpus (Election required - see page 25 of the instructions)	NONE			
d Applied to 2000 distributable amount				5,130,438.
e Remaining amount distributed out of corpus				
5 Excess distributions carryover applied to 2000 (If an amount appears in column (d), the same amount must be shown in column (a))	1,976,448.			1,976,448
6 Enter the net total of each column as indicated below				
a Corpus Add lines 3f, 4c, and 4e Subtract line 5	1,553,947			
b Prior years' undistributed income Subtract line 4b from line 2b		NONE		
c Enter the amount of prior years' undistributed income for which a notice of deficiency has been issued, or on which the section 4942(a) tax has been previously assessed		NONE		
d Subtract line 6c from line 6b Taxable amount - see page 25 of the instructions		NONE		
e Undistributed income for 1999 Subtract line 4a from line 2a Taxable amount - see page 23 of the instructions			NONE	
f Undistributed income for 2000 Subtract lines 4d and 5 from line 1 This amount must be distributed in 2001				
7 Amounts treated as distributions out of corpus to satisfy requirements imposed by section 170(b)(1)(E) or 4942(g)(3) (see page 25 of the instructions)	690,000.			
8 Excess distributions carryover from 1995 not applied on line 5 or line 7 (see page 25 of the instructions)	NONE			
9 Excess distributions carryover to 2001 Subtract lines 7 and 8 from line 6a	863,947			
10 Analysis of line 9				
a Excess from 1996	NONE			
b Excess from 1997	863,947.			
c Excess from 1998	NONE			
d Excess from 1999	NONE			
e Excess from 2000	NONE			

Part XIV Private Operating Foundation (see page 25 of the instructions and Part VII-A, question 9) **NOT APPLICABLE**

1 a If the foundation has received a ruling or determination letter that it is a private operating foundation, and the ruling is effective for 2000, enter the date of the ruling					
b Check box to indicate whether the organization is a private operating foundation described in section		4942(j)(3) or		4942(j)(5)	
2 a Enter the lesser of the adjusted net income from Part I or the minimum investment return from Part X for each year listed	Tax year	Prior 3 years			(e) Total
	(a) 2000	(b) 1999	(c) 1998	(d) 1997	
b 85% of line 2a					
c Qualifying distributions from Part XII line 4 for each year listed					
d Amounts included in line 2c not used directly for active conduct of exempt activities					
e Qualifying distributions made directly for active conduct of exempt activities. Subtract line 2d from line 2c					
3 Complete 3a, b, or c for the alternative test relied upon					
a "Assets" alternative test - enter					
(1) Value of all assets					
(2) Value of assets qualifying under section 4942(j)(3)(B)(i)					
b "Endowment" alternative test - Enter 2/3 of minimum investment return shown in Part X line 6 for each year listed					
c "Support" alternative test - enter					
(1) Total support other than gross investment income (interest, dividends, rents, payments on securities loans (section 512(a)(5)) or royalties)					
(2) Support from general public and 5 or more exempt organizations as provided in section 4942(j)(3)(B)(iii)					
(3) Largest amount of support from an exempt organization					
(4) Gross investment income					

Part XV Supplementary Information (Complete this part only if the organization had \$5,000 or more in assets at any time during the year -- see page 26 of the instructions)

- 1 **Information Regarding Foundation Managers**
- a List any managers of the foundation who have contributed more than 2% of the total contributions received by the foundation before the close of any tax year (but only if they have contributed more than \$5,000) (See section 507(d)(2))
- N/A
- b List any managers of the foundation who own 10% or more of the stock of a corporation (or an equally large portion of the ownership of a partnership or other entity) of which the foundation has a 10% or greater interest
- N/A
- 2 **Information Regarding Contribution, Grant, Gift, Loan, Scholarship, etc , Programs**
- Check here if the organization only makes contributions to preselected charitable organizations and does not accept unsolicited requests for funds. If the organization makes gifts, grants, etc. (see page 26 of the instructions) to individuals or organizations under other conditions, complete items 2a, b, c, and d.
- a The name, address, and telephone number of the person to whom applications should be addressed
- PROGRAM MANAGER AT PAGE 1 ADDRESS
- b The form in which applications should be submitted and information and materials they should include
- TWO TO THREE PAGE CONCEPT PAPER PLUS INFORMATION FORM; DETAILS MAY BE FOUND ON WEBSITE AT WWW.WROCKEFELLERFOUNDATION.ORG
- c Any submission deadlines
- ONGOING
- d Any restrictions or limitations on awards, such as by geographical areas, charitable fields, kinds of institutions, or other factors
- NONE

Part XV Supplementary Information (continued)

3 Grants and Contributions Paid During the Year or Approved for Future Payment

Recipient	If recipient is an individual show any relationship to any foundation manager or substantial contributor	Foundation status of recipient	Purpose of grant or contribution	Amount
<p>a <i>Paid during the year</i></p> <p>SEE STATEMENT 17</p>				
Total			▶ 3a	2,823,644
<p>b <i>Approved for future payment</i></p> <p>SEE STATEMENT 18</p>				
Total			▶ 3b	213,377

Name **THE WINTHROP ROCKEFELLER FOUNDATION** Employer identification number **71-0285871**

Note In most cases, the corporation **does not** need to file Form 2220 (See Part I below for exceptions) The IRS will figure any penalty owed and bill the corporation If the corporation does not need to file Form 2220, it may still use it to figure the penalty Enter the amount from line 34 on the estimated tax penalty line of the corporation's income tax return but **do not** attach Form 2220

Part I Reasons for Filing - Check the boxes below that apply to the corporation If any boxes are checked, the corporation must file Form 2220, even if it does not owe the penalty If the box on line 1 or line 2 applies, the corporation may be able to lower or eliminate the penalty See page 1 of the instructions

- 1 The corporation is using the annualized income installment method
- 2 The corporation is using the adjusted seasonal installment method
- 3 The corporation is a "large corporation" figuring its first required installment based on the prior year's tax

Note The corporation also must file Form 2220 if it has a research credit allowed for the current year See the instructions for line 4 on page 2

Part II Figuring the Underpayment

4 Total tax (see page 2 of the instructions)		4	518,243.
5 a Personal holding company tax (Schedule PH (Form 1120), line 26) included on line 4	5a		
b Interest included on line 4 due under the look-back method of section 460(b)(2) for completed long-term contracts or section 167(g) for property depreciated under the income forecast method.	5b		
c Credit for Federal tax paid on fuels (see page 2 of the instructions)	5c		
d Total Add lines 5a through 5c		5d	
6 Subtract line 5d from line 4 If the result is less than \$500, do not complete or file this form The corporation does not owe the penalty		6	518,243.
7 Enter the tax shown on the corporation's 1999 income tax return Caution See page 2 of the instructions before completing this line		7	667,051.
8 Enter the smaller of line 6 or line 7 If the corporation must skip line 7, enter the amount from line 6 on line 8		8	518,243.

	(a)	(b)	(c)	(d)
9 Installment due dates Enter in columns (a) through (d) the 15th day of the 4th (Form 990-PF filers Enter 5th month), 6th, 9th, and 12th months of the corporation's tax year ▶	g 05/15/2000	06/15/2000	09/15/2000	12/15/2000
10 Required installments If the box on line 1 and/or line 2 above is checked, enter the amounts from Schedule A line 41 If the box on line 3 (but not 1 or 2) is checked, see page 3 of the instructions for the amounts to enter If none of these boxes are checked enter 25% of line 8 above in each column	129,561	129,561	129,561.	129,561
11 Estimated tax paid or credited for each period (see page 3 of the instructions) For column (a) only enter the amount from line 11 on line 15 <i>Complete lines 12 through 18 of one column before going to the next column</i>	170,000	170,000	170,000.	
12 Enter amount, if any from line 18 of the preceding column		40,439	80,878.	121,317.
13 Add lines 11 and 12		210,439.	250,878.	121,317.
14 Add amounts on lines 16 and 17 of the preceding column				
15 Subtract line 14 from line 13 If zero or less, enter -0-	170,000.	210,439.	250,878	121,317
16 If the amount on line 15 is zero, subtract line 13 from line 14 Otherwise, enter -0-				
17 Underpayment If line 15 is less than or equal to line 10, subtract line 15 from line 10 Then go to line 12 of the next column Otherwise, go to line 18				8,244
18 Overpayment If line 10 is less than line 15, subtract line 10 from line 15 Then go to line 12 of the next column	40,439.	80,878	121,317	

Complete Part III on page 2 to figure the penalty If there are no entries on line 17, no penalty is owed

Part III Figuring the Penalty

	(a)	(b)	(c)	(d)
19 Enter the date of payment or the 15th day of the 3rd month after the close of the tax year whichever is earlier (see page 3 of the instructions) (Form 990-PF and Form 990-T filers Use 5th month instead of 3rd month)				
20 Number of days from due date of installment on line 9 to the date shown on line 19				
21 Number of days on line 20 after 4/15/2000 and before 1/1/2001				
22 Underpayment on line 17 x <u>Number of days on line 21</u> x 9% 366				
23 Number of days on line 20 after 12/31/2000 and before 4/1/2001				
24 Underpayment on line 17 x <u>Number of days on line 23</u> x 9% 365				
25 Number of days on line 20 after 3/31/2001 and before 7/1/2001	SEE PENALTY COMPUTATION WHITEPAPER DETAIL			
26 Underpayment on line 17 x <u>Number of days on line 25</u> x *% 365				
27 Number of days on line 20 after 6/30/2001 and before 10/1/2001				
28 Underpayment on line 17 x <u>Number of days on line 27</u> x *% 365				
29 Number of days on line 20 after 9/30/2001 and before 1/1/2002				
30 Underpayment on line 17 x <u>Number of days on line 29</u> x *% 365				
31 Number of days on line 20 after 12/31/2001 and before 2/16/2002				
32 Underpayment on line 17 x <u>Number of days on line 31</u> x *% 365				
33 Add lines 22 24 26 28 30 and 32				
34 Penalty Add columns (a) through (d) of line 33 Enter the total here and on Form 1120, line 33 Form 1120-A line 29, or the comparable line for other income tax returns			34	43

*For underpayments paid after March 31, 2001 For lines 26, 28 30 and 32, use the penalty interest rate for each calendar quarter that the IRS will determine during the first month in the preceding quarter These rates are published quarterly in an IRS News Release and in a revenue ruling in the Internal Revenue Bulletin To obtain this information on the Internet, access the IRS Web Site at www.irs.gov You can also call 1-800-829-1040 to get interest rate information

Part IV Capital Loss Limitation

17 Enter here and enter as a (loss) on Form 1041, line 4, the smaller of a The loss on line 16, column (3) or b \$3,000	17 ()
--	----------------------------------

If the loss on line 16 column (3) is more than \$3,000, or if Form 1041, page 1, line 22, is a loss, complete the **Capital Loss Carryover Worksheet** on page 30 of the instructions to determine your capital loss carryover

Part V Tax Computation Using Maximum Capital Gains Rates (Complete this part only if both lines 15c and 16 in column (2) are gains, and Form 1041, line 22 is more than zero)

18 Enter taxable income from Form 1041, line 22.			18
19 Enter the smaller of line 15c or 16 in column (2)	19		
20 If you are filing Form 4952, enter the amount from Form 4952, line 4e	20		
21 Subtract line 20 from line 19. If zero or less, enter -0-	21		
22 Combine lines 14 and 15a, column (2). If zero or less, enter -0-	22		
23 Enter the smaller of line 15a, column (2), or line 22, but not less than zero	23		
24 Enter the amount from line 15b, column (2)	24		
25 Add lines 23 and 24	25		
26 Subtract line 25 from line 21. If zero or less, enter -0-			26
27 Subtract line 26 from line 18. If zero or less, enter -0-			27
28 Enter the smaller of line 18 or \$1,750	28		
29 Enter the smaller of line 27 or line 28	29		
30 Subtract line 21 from line 18. If zero or less, enter -0-	30		
31 Enter the larger of line 29 or line 30	31		
32 Tax on amount on line 31 from the 2000 Tax Rate Schedule <i>Note: If the amounts on lines 28 and 29 are the same, skip lines 33 through 36 and go to line 37.</i>			32
33 Enter the amount from line 28	33		
34 Enter the amount from line 27	34		
35 Subtract line 34 from line 33. If zero or less, enter -0-	35		
36 Multiply line 35 by 10% (10) <i>Note: If the amounts on lines 18 and 28 are the same, skip lines 37 through 50 and go to line 51.</i>			36
37 Enter the smaller of line 18 or line 26	37		
38 Enter the amount from line 35	38		
39 Subtract line 38 from line 37	39		
40 Multiply line 39 by 20% (20)			40
41 Enter the smaller of line 21 or line 24	41		
42 Add lines 21 and 31	42		
43 Enter the amount from line 18	43		
44 Subtract line 43 from line 42. If zero or less, enter -0-	44		
45 Subtract line 44 from line 41. If zero or less, enter -0-	45		
46 Multiply line 45 by 25% (25) <i>Note: If line 23 is zero or blank, skip lines 47 through 50 and go to line 51.</i>			46
47 Enter the amount from line 18	47		
48 Add lines 31, 35, 39, and 45	48		
49 Subtract line 48 from line 47	49		
50 Multiply line 49 by 28% (28)			50
51 Add lines 32, 36, 40, 46, and 50			51
52 Tax on the amount on line 18 from the 2000 Tax Rate Schedule			52
53 Tax on all taxable income (including capital gains). Enter the smaller of line 51 or line 52 here and on line 1a of Schedule G, Form 1041			53

Name(s) shown on return: **THE WINTHROP ROCKEFELLER FOUNDATION**
 Identifying number: **71-0285871**

1 Enter the gross proceeds from sales or exchanges reported to you for 2000 on Form(s) 1099-B or 1099-S (or substitute statement) that you are including on line 2, 10, or 20 (see instructions)

1

Part I Sales or Exchanges of Property Used in a Trade or Business and Involuntary Conversions From Other Than Casualty or Theft - Most Property Held More Than 1 Year (See instructions)

(a) Description of property	(b) Date acquired (mo day yr)	(c) Date sold (mo day yr)	(d) Gross sales price	(e) Depreciation allowed or allowable since acquisition	(f) Cost or other basis plus improvements and expense of sale	(g) Gain or (loss) Subtract (f) from the sum of (d) and (e)
2 SEE STATEMENT 35						-860.

3 Gain, if any, from Form 4684, line 39 **3**

4 Section 1231 gain from installment sales from Form 6252, line 26 or 37 **4**

5 Section 1231 gain or (loss) from like-kind exchanges from Form 8824 **5**

6 Gain, if any, from line 32, from other than casualty or theft **6**

7 Combine lines 2 through 6. Enter the gain or (loss) here and on the appropriate line as follows: **7 -860.**
 Partnerships (except electing large partnerships) Report the gain or (loss) following the instructions for Form 1065, Schedule K, line 6. Skip lines 8, 9, 11, and 12 below.
 S corporations Report the gain or (loss) following the instructions for Form 1120S, Schedule K, lines 5 and 6. Skip lines 8, 9, 11, and 12 below, unless line 7 is a gain and the S corporation is subject to the capital gains tax.
 All others If line 7 is zero or a loss, enter the amount from line 7 on line 11 below and skip lines 8 and 9. If line 7 is a gain and you did not have any prior year section 1231 losses, or they were recaptured in an earlier year, enter the gain from line 7 as a long-term capital gain on Schedule D and skip lines 8, 9, and 12 below.

8 Nonrecaptured net section 1231 losses from prior years (see instructions) **8**

9 Subtract line 8 from line 7. If zero or less, enter -0-. Also enter on the appropriate line as follows (see instructions) **9**
 S corporations Enter any gain from line 9 on Schedule D (Form 1120S) line 15 and skip lines 11 and 12 below.
 All others If line 9 is zero, enter the gain from line 7 on line 12 below. If line 9 is more than zero, enter the amount from line 8 on line 12 below, and enter the gain from line 9 as a long-term capital gain on Schedule D.

Part II Ordinary Gains and Losses

10 Ordinary gains and losses not included on lines 11 through 17 (include property held 1 year or less)

(a) Description of property	(b) Date acquired (mo day yr)	(c) Date sold (mo day yr)	(d) Gross sales price	(e) Depreciation allowed or allowable since acquisition	(f) Cost or other basis plus improvements and expense of sale	(g) Gain or (loss) Subtract (f) from the sum of (d) and (e)

11 Loss, if any, from line 7 **11 (860.)**

12 Gain, if any, from line 7 or amount from line 8, if applicable **12**

13 Gain, if any, from line 31 **13**

14 Net gain or (loss) from Form 4684, lines 31 and 38a **14**

15 Ordinary gain from installment sales from Form 6252, line 25 or 36 **15**

16 Ordinary gain or (loss) from like-kind exchanges from Form 8824 **16**

17 Recapture of section 179 expense deduction for partners and S corporation shareholders from property dispositions by partnerships and S corporations (see instructions) **17**

18 Combine lines 10 through 17. Enter the gain or (loss) here and on the appropriate line as follows: **18 -860**
 a For all except individual returns Enter the gain or (loss) from line 18 on the return being filed.
 b For individual returns
 (1) If the loss on line 11 includes a loss from Form 4684, line 35, column (b)(ii), enter that part of the loss here. Enter the part of the loss from income-producing property on Schedule A (Form 1040) line 27 and the part of the loss from property used as an employee on Schedule A (Form 1040), line 22. Identify as from "Form 4797, line 18b(1)." See instructions. **18b(1)**
 (2) Redetermine the gain or (loss) on line 18 excluding the loss, if any, on line 18b(1). Enter here and on Form 1040, line 14. **18b(2)**

Part III Gain From Disposition of Property Under Sections 1245, 1250, 1252, 1254, and 1255

19 (a) Description of section 1245, 1250, 1252, 1254, or 1255 property			(b) Date acquired (mo day yr)	(c) Date sold (mo day yr)
	A	B	C	D
These columns relate to the properties on lines 19A through 19D				
	Property A	Property B	Property C	Property D
20 Gross sales price (Note See line 1 before completing)	20			
21 Cost or other basis plus expense of sale	21			
22 Depreciation (or depletion) allowed or allowable	22			
23 Adjusted basis Subtract line 22 from line 21	23			
24 Total gain Subtract line 23 from line 20	24			
25 If section 1245 property				
a Depreciation allowed or allowable from line 22	25a			
b Enter the smaller of line 24 or 25a	25b			
26 If section 1250 property If straight line depreciation was used enter -0 on line 26g except for a corporation subject to section 291				
a Additional depreciation after 1975 (see instructions)	26a			
b Applicable percentage multiplied by the smaller of line 24 or line 26a (see instructions)	26b			
c Subtract line 26a from line 24 If residential rental property or line 24 is not more than line 26a skip lines 26d and 26e	26c			
d Additional depreciation after 1969 and before 1976	26d			
e Enter the smaller of line 26c or 26d	26e			
f Section 291 amount (corporations only)	26f			
g Add lines 26b, 26e, and 26f	26g			
27 If section 1252 property Skip this section if you did not dispose of farmland or if this form is being completed for a partnership (other than an electing large partnership)				
a Soil water, and land clearing expenses	27a			
b Line 27a multiplied by applicable percentage (see instructions)	27b			
c Enter the smaller of line 24 or 27b	27c			
28 If section 1254 property				
a Intangible drilling and development costs expenditures for development of mines and other natural deposits and mining exploration costs (see instructions)	28a			
b Enter the smaller of line 24 or 28a	28b			
29 If section 1255 property				
a Applicable percentage of payments excluded from income under section 126 (see instructions)	29a			
b Enter the smaller of line 24 or 29a (see instructions)	29b			

Summary of Part III Gains. Complete property columns A through D through line 29b before going to line 30

30 Total gains for all properties Add property columns A through D, line 24	30	
31 Add property columns A through D lines 25b, 26g, 27c, 28b, and 29b Enter here and on line 13	31	
32 Subtract line 31 from line 30 Enter the portion from casualty or theft on Form 4684 line 33 Enter the portion from other than casualty or theft on Form 4797 line 6	32	

Part IV Recapture Amounts Under Sections 179 and 280F(b)(2) When Business Use Drops to 50% or Less (See instructions)

	(a) Section 179	(b) Section 280F(b)(2)
33 Section 179 expense deduction or depreciation allowable in prior years	33	
34 Recomputed depreciation See instructions	34	
35 Recapture amount Subtract line 34 from line 33 See the instructions for where to report	35	

FORM 990PF, PART I - CONTRIBUTIONS, GIFTS AND GRANTS RECEIVED

=====

NAME AND ADDRESS -----	DATE -----	INDIRECT PUBLIC SUPPORT -----
TRUST U/W WINTHROP ROCKEFELLER 2230 COTTONDALE LANE, SUITE 6 LITTLE ROCK, AR 72202		690,000.
TOTAL CONTRIBUTION AMOUNTS		----- 690,000. =====

FORM 990PF, PART I - INTEREST ON TEMPORARY CASH INVESTMENTS

DESCRIPTION -----	REVENUE AND EXPENSES PER BOOKS -----	NET INVESTMENT INCOME -----
REGIONS OPERATING ACCOUNT	22,178.	22,178.
BRINSON INTERNATIONAL	104.	104.
ESSEX INVESTMENT MANAGEMENT COMPANY, INC	108,060.	108,060.
BRINSON PARTNERS, INC.	6,648.	6,648.
UTENDAHL	1,778,699.	1,778,699.
RCM CAPITAL MANAGEMENT, INC. - EQUITIES	11,586.	11,586.
RCM CAPITAL MANAGEMENT, INC. - FIXED INCOME	1,571,482.	1,571,482.
NORTHERN TRUST COMPANY - EQUITY	71,138.	71,138.
NORTHERN TRUST COMPANY - INTERNATIONAL	24,321.	24,321.
EARNEST	58,861.	58,861.
OTHER INTEREST INCOME	4,057.	4,057.
ACCRETION OF ORIGINAL ISSUE DISCOUNT	49,108.	49,108.
AMORTIZATION OF BOND PREMIUM	-75,246.	-75,246.
TOTAL	----- 3,630,996. -----	----- 3,630,996. -----

FORM 990PF, PART I - DIVIDENDS AND INTEREST FROM SECURITIES

=====

DESCRIPTION -----	REVENUE AND EXPENSES PER BOOKS -----	NET INVESTMENT INCOME -----
NORTHERN TRUST COMPANY - INTERNATIONAL	199,467	199,467.
ESSEX INVESTMENT MANAGEMENT COMPANY, INC	20,686.	20,686.
BRINSON PARTNERS, INC.	12,770.	12,770.
NORTHERN TRUST COMPANY - EQUITY	223,282.	223,282.
MISCELLANEOUS DIVIDENDS	6,600	6,600
RCM CAPITAL MANAGEMENT, INC. - EQUITIES	143,709	143,709.
EARNEST	85,054.	85,054.
	-----	-----
TOTAL	691,568.	691,568.
	=====	=====

FORM 990PF, PART I - OTHER INCOME
 =====

DESCRIPTION -----	REVENUE AND EXPENSES PER BOOKS -----	NET INVESTMENT INCOME -----
OTHER MISCELLANEOUS INCOME	191	191.
TOTALS	----- 191. =====	----- 191. =====

FORM 990PF, PART I - OTHER PROFESSIONAL FEES

=====

DESCRIPTION -----	REVENUE AND EXPENSES PER BOOKS -----	NET INVESTMENT INCOME -----
INVESTMENT MANAGEMENT FEES - BRINSON	18,517.	18,517
INVESTMENT MANAGEMETN FEES - ESSEX	221,553.	221,553.
INVESTMENT MANAGEMENT FEES - RCM EQUITIES	54,816.	54,816.
INVESTMENT MANAGEMENT FEES - UTENDAHL	91,693.	91,693.
CUSTODIAN BANK FEES	47,307.	47,307.
OTHER INVESTMENT FEE ADJUSTMENT	-37,326.	-37,326.
INVESTMENT MANAGEMENT FEES - BRINSON INTL	17,404.	17,404.
INVESTMENT MANAGEMENT FEES - RCM FIXED INCOME	57,195.	57,195.
INVESTMENT MANAGEMENT FEES - EARNEST	21,917.	21,917.
INVESTMENT MANAGEMENT FEES - NORTHERN TRUST EQUITY	3,211.	3,211.
INVESTMENT MANAGEMENT FEES - NORTHERN TRUST INT'L	22,549.	22,549.
INVESTMENT OVERSIGHT AND CONSULTING	70,669.	70,669.
	-----	-----
TOTALS	589,505.	589,505
	=====	=====

FORM 990PF, PART I - TAXES

=====

DESCRIPTION -----	REVENUE AND EXPENSES PER BOOKS -----	CHARITABLE PURPOSES -----
FEDERAL EXCISE TAX	572,075.	
PAYROLL TAXES	22,413	22,413.
UNEMPLOYMENT TAXES	931.	931.
TOTALS	----- 595,419. =====	----- 23,344. =====

FORM 990PF, PART I - OTHER EXPENSES

=====

DESCRIPTION -----	REVENUE AND EXPENSES PER BOOKS -----	CHARITABLE PURPOSES -----
BANK CHARGES	750.	750.
UTILITIES	5,525.	5,525.
INSURANCE GENERAL	15,690.	15,690.
POSTAGE	12,084.	12,084.
PROFESSIONAL DEVELOPMENT	17,874.	17,874.
ANNIVERSARY ACTIVITIES	113,922.	113,922.
TEMPORARY SERVICES	20,980.	20,980.
TELEPHONE	17,289.	17,289.
MEDIA SERVICES	953.	953.
ISSUES RESEARCH	100,505	100,505.
REPAIRS & MAINTENANCE	53,944	53,944.
OFFICE EXPENSES	117,124.	117,124.
DUES & SUBSCRIPTIONS	31,402	31,402.
BOARD APPRECIATION	67,635.	67,635.
EMPLOYEE SEARCH	39,396.	39,396.
WEBSITE DEVELOPMENT	32,540	32,540.

FORM 990PF, PART I - OTHER EXPENSES

=====

DESCRIPTION	REVENUE AND EXPENSES PER BOOKS	CHARITABLE PURPOSES
-----	-----	-----
TOTALS	647,613.	647,613.
	=====	=====

FORM 990PF, PART I - CONTRIBUTIONS, GIFTS, GRANTS PAID

RECIPIENT NAME AND ADDRESS	RELATIONSHIP TO SUBSTANTIAL CONTRIBUTOR AND FOUNDATION STATUS OF RECIPIENT	PURPOSE OF GRANT OR CONTRIBUTION	AMOUNT
GRANTS PAID			
SEE ATTACHED STATEMENT NUMBER 36			2,823,644
		TOTAL CONTRIBUTIONS PAID	2,823,644
GRANTS ACCRUED			
			213,377
VARIOUS CHARITABLE ACTIVITIES			
		TOTAL APPROVED CONTRIBUTIONS ACCRUED	213,377
		TOTAL CONTRIBUTIONS PAID AND ACCRUED	3,037,021

FORM 990PF, PART II - U S AND STATE OBLIGATIONS

=====

DESCRIPTION	ENDING BOOK VALUE	ENDING FMV
-----	-----	---
SEE ATTACHED STATEMENT 37	28,004,542.	28,004,542
TOTALS	----- 28,004,542 =====	----- 28,004,542. =====

FORM 990PF, PART II - CORPORATE STOCK

DESCRIPTION

ENDING
BOOK VALUE

ENDING
FMV

SEE ATTACHED STATEMENT 37

87,240,655.

87,240,655

TOTALS

87,240,655.

87,240,655.

FORM 990PF, PART II - CORPORATE BONDS

DESCRIPTION

ENDING
BOOK VALUE

ENDING
FMV

SEE ATTACHED STATEMENT 37

35,562,987.

35,562,987.

TOTALS

35,562,987.

35,562,987.

FORM 990PF, PART II - OTHER INVESTMENTS

=====

DESCRIPTION -----	ENDING BOOK VALUE -----	ENDING FMV ---
OBLIGATIONS OF FOREIGN GOVT SEE ATTACHED STATEMENT	1,377,872	1,377,872
TOTALS	----- 1,377,872. =====	----- 1,377,872 =====

FORM 990PF, PART II - OTHER ASSETS

DESCRIPTION -----	ENDING BOOK VALUE -----	ENDING FMV ---
UTILITY DEPOSITS	204.	204
PROGRAM RELATED INVESTMENTS: -DEVELOP AND ESTABLISH AN INSTITUTION THAT STIMULATES AND STRENGTHENS LOCAL ECONOMIES.	4,551,000	4,551,000.
TOTALS	----- 4,551,204. =====	----- 4,551,204 =====

FORM 990PF, PART VIII - LIST OF OFFICERS, DIRECTORS, AND TRUSTEES
=====

NAME AND ADDRESS -----	TITLE AND TIME DEVOTED TO POSITION -----	COMPENSATION -----	CONTRIBUTIONS TO EMPLOYEE BENEFIT PLANS -----	EXPENSE ACCT AND OTHER ALLOWANCES -----
DR. SYBIL J HAMPTON LITTLE ROCK, ARKANSAS	PRESIDENT FULL	127,464.	18,056	NONE
RAE RICE PERRY ARKADELPHIA, ARKANSAS	DIRECTOR PART	NONE	NONE	NONE
WINTHROP P. ROCKEFELLER LITTLE ROCK, ARKANSAS	VICE-CHAIR PART	NONE	NONE	NONE
ROBERT D. CABE LITTLE ROCK, ARKANSAS	CHAIR PART	NONE	NONE	NONE
HAROLD EVANS LITTLE ROCK, ARKANSAS	DIRECTOR PART	NONE	NONE	NONE
MARTIN STRANGE RANDOLF, VERMONT	DIRECTOR PART	NONE	NONE	NONE
TERRENCE J ROBERTS PASADENA, CALIFORNIA	DIRECTOR PART	NONE	NONE	NONE
RUBY TAKANISKI NEW YORK, NEW YORK	DIRECTOR PART	NONE	NONE	NONE
HENRY L JONES, JR. LITTLE ROCK, ARKANSAS	DIRECTOR PART	NONE	NONE	NONE
JOHN LEWIS FAYETTEVILLE, ARKANSAS	DIRECTOR PART	NONE	NONE	NONE
RACHEL B. TOMPKINS	DIRECTOR PART	NONE	NONE	NONE

FORM 990PF. PART VIII - LIST OF OFFICERS, DIRECTORS, AND TRUSTEES
=====

NAME AND ADDRESS -----	TITLE AND TIME DEVOTED TO POSITION -----	COMPENSATION -----	CONTRIBUTIONS TO EMPLOYEE BENEFIT PLANS -----	EXPENSE ACCT AND OTHER ALLOWANCES -----
CHARLESTON, WEST VIRGINIA				
MARTHA DIXON ARKADELPHIA, ARKANSAS	DIRECTOR PART	NONE	NONE	NONE
	GRAND TOTALS	----- 127,464. =====	----- 18,056 =====	----- NONE =====

FORM 990PF, PART XV - GRANTS AND CONTRIBUTIONS PAID DURING THE YEAR

RECIPIENT NAME AND ADDRESS -----	RELATIONSHIP TO SUBSTANTIAL CONTRIBUTOR AND FOUNDATION STATUS OF RECIPIENT -----	PURPOSE OF GRANT OR CONTRIBUTION -----	AMOUNT -----
SEE ATTACHED STATEMENT NUMBER 36			2,823,644
		TOTAL CONTRIBUTIONS PAID	2,823,644 -----

FORM 990PF, PART XV - CONTRIBUTIONS APPROVED FOR FUTURE PAYMENT

RECIPIENT NAME AND ADDRESS	RELATIONSHIP TO SUBSTANTIAL CONTRIBUTOR AND FOUNDATION STATUS OF RECIPIENT	PURPOSE OF GRANT OR CONTRIBUTION	AMOUNT
VARIOUS CHARITABLE ACTIVITIES			213,377
TOTAL CONTRIBUTIONS APPROVED			213,377

PENALTY COMPUTATION DETAIL - FORM 2220

DATE PD	UNDERPAYMENT	BEG. DATE	END DATE	DAYS	%	PENALTY
QUARTER 4, RATE PERIOD 1 (12/15/2000 - 12/31/2000)						
	8,244.	12/15/2000	12/31/2000	16	9	33
TOTAL TO FORM 2220, LINE 22, COLUMN D						33.
QUARTER 4, RATE PERIOD 2 (12/31/2000 - 03/31/2001)						
01/05/2001	8,244.	12/31/2000	01/05/2001	5	9	10.
TOTAL TO FORM 2220, LINE 24, COLUMN D						10.
TOTAL UNDERPAYMENT PENALTY						43

THE WINTHROP ROCKEFELLER FOUNDATION
 Schedule D Detail of Long-term Capital Gains and Losses

71-0285871

Description	Date Acquired	Date Sold	Gross Sales Price	Cost or Other Basis	Long-term Gain/Loss
CAPITAL GAINS (LOSSES) HELD FOR CHARITABLE PURPOSES					
SEE STATEMENT NUMBER 21	VAR	VAR	16254509.	13248342.	3,006,167
SEE STATEMENT NUMBER 22	VAR	VAR	3,876,365.	2,935,702	940,663
SEE STATEMENT NUMBER 23	VAR	VAR	18576094.	18615121	-39,027.
SEE STATEMENT NUMBER 24	VAR	VAR	7,759,715.	7,821,515	-61,800.
SEE STATEMENT NUMBER 25	VAR	VAR	130684834.	130777787.	-92,953.
SEE STATEMENT NUMBER 26	VAR	VAR	19032760	19136130.	-103,370.
SEE STATEMENT NUMBER 27	VAR	VAR	19326444.	20701659.	-1375215.
SEE STATEMENT NUMBER 28	VAR	VAR	2,473,218.	2,953,830.	-480,612.
SEE STATEMENT NUMBER 29	VAR	VAR	150807831.	143422581	7,385,250.
SEE STATEMENT NUMBER 30	VAR	VAR	59546631.	49228395.	10318236.
SEE STATEMENT NUMBER 31	VAR	VAR	15125329.	12160748.	2,964,581.
SEE STATEMENT NUMBER 32 (DETAIL AVAILABLE UPON REQUEST)	VAR	VAR			453,219.
SEE STATEMENT NUMBER 33	VAR	VAR	14979175.	14992923.	-13,748.
SEE STATEMENT NUMBER 34	VAR	VAR	15465573.	18486353.	-3020780.
SEE STATEMENT NUMBER 39	VAR	VAR	1,504,432.	1,490,400.	14,032.
SEE STATEMENT NUMBER 40	VAR	VAR	NONE	-23,854	23,854.
SEE STATEMENT NUMBER 41	VAR	VAR	292,673.	NONE	292,673.
TOTAL CAPITAL GAINS (LOSSES) HELD FOR CHARITABLE PURPOSES			475705583.	455947632.	20211170.
Totals			475705583.	455947632.	20211170

◆ Investment Transaction Detail

Trade date Settle date Trade Status	Security description Asset ID Broker/Commission	Shares/PAR Price	Transaction amount	Cost	Realized gain/loss		Total
					Market	Translation	

Sales

Equities

Common stock

Bermuda - USD

21 Jun 00	TYCO INTL LTD NEW COM	- 1 000 000	44 282 12	- 43 804 25	477 87	0 00	477 87
28 Jun 00	CUSIP 902124106						
Settled	CORRESPONDENT SERVICES CORP / 60 00	44 343600					
	OTHER CHARGES 1 48						
27 Jul 00	TYCO INTL LTD NEW COM	- 1 400 000	76 433 80	- 56 817 00	19 516 80	0 00	19 516 80
1 Aug 00	CUSIP 902124108						
Settled	ROCHDALE SECURITIES CORPORATION / 70 00	54 647400					
	OTHER CHARGES 2 56						
28 Jul 00	TYCO INTL LTD NEW COM	2 600 000	138 185 12	- 101 235 16	36 949 96	0 00	36 949 96
2 Aug 00	CUSIP 902124106						
Settled	ROCHDALE SECURITIES CORPORATION / 130 00	53 199900					
	OTHER CHARGES 4 62						
8 Sep 00	TYCO INTL LTD NEW COM	- 1 000 000	57 451 38	- 38 936 60	18 514 78	0 00	18 514 78
13 Sep 00	CUSIP 902124106						
Settled	BLAIR WILLIAM & CO / 50 00	57 503300					
	OTHER CHARGES 1 92						

THE WINTHROP ROCKFELLER FUND
990-PF
12/31/2000
71-0285871

The Northern Trust Company

Generated by The Northern Trust Company from periodic data on 26 Jan 01

Portfolio Statement

JAN 00 / 31 DEC 00

Account number: 2605348
Account Name: WROCKEFELLER RCM EQUITY

Investment Transaction Detail

Trade date	Security description	Shares/PAR	Transaction amount	Cost	Market	Realized gain/loss	Total
Settle date	Asset ID	Price				Translation	
Trade Status	Broker/Commission						

Sales

Equities							
26 Sep 00	TYCO INTL LTD NEW COM	- 5 000 000	259 803 83	- 160 230 58	99 573 25	0 00	89 573 25
29 Sep 00	CUSIP 802124106						
Settled	BEAR STEARNS SECURITIES CORP / 250 00	52 012500					
	OTHER CHARGES 8 67						
11 Oct 00	TYCO INTL LTD NEW COM	- 1 000 000	50 147 62	20 390 00	29,757 62	0 00	29 757 62
18 Oct 00	CUSIP 902124106						
Settled	BAIRD ROBERT W & COMPANY INC / 50 00	50 199300					
	OTHER CHARGES 1 68						
1 Nov 00	TYCO INTL LTD NEW COM	- 1 000 000	57 713 67	- 20,390 00	37 323 67	0 00	37,323 67
6 Nov 00	CUSIP 902124106						
Settled	MAXUS CORP / 50 00	57 765600					
	OTHER CHARGES 1 93						
27 Dec 00	TYCO INTL LTD NEW COM	- 1 000 000	54 167 59	- 20,390 00	33,777 59	0 00	33 777 59
2 Jan 01	CUSIP 902124106						
Pending	J P MORGAN SECURITIES INC / 50 00	54 219400	2726.12				
	OTHER CHARGES 1 81						
28 Sep 00	TYCOM LTD COM	700 000	26 814 07	25 235 00	1 579 07	0 00	1,579 07
29 Sep 00	CUSIP G9144B106						
Settled	BEAR STEARNS SECURITIES CORP / 35 00	38 357100					
	OTHER CHARGES 90						
Total Bermuda - USD			764,999 20	- 487,528 59	277,470 61	0 00	277,470 61
Canada - USD							
15 Sep 00	NORTEL NETWORKS CORP NEW COM	200 000	14 234 04	- 15,129 02	- 894 98	0 00	- 894 98
20 Sep 00	CUSIP 656568102						
Settled	BEAR STEARNS SECURITIES CORP / 10 00	71 222600					
	OTHER CHARGES 48						
28 Sep 00	NORTEL NETWORKS CORP NEW COM	- 2 000 000	132,895 56	- 128 346 08	4 549 48	0 00	4 549 48
29 Sep 00	CUSIP 656568102						
Settled	BEAR STEARNS SECURITIES CORP / 100 00	66 500000					
	OTHER CHARGES 4 44						
27 Oct 00	NORTEL NETWORKS CORP NEW COM	300 000	12 099 88	- 16 957 50	- 3 857 62	0 00	- 3 957 62
1 Nov 00	CUSIP 656568102						
Settled	FECHTOR DETWILER AND CO / 15 00	43 384400					
	OTHER CHARGES 44						
27 Oct 00	NORTEL NETWORKS CORP NEW COM	- 400 000	17 333 18	- 22,610 00	- 5 276 82	0 00	- 5,276 82
1 Nov 00	CUSIP 656568102						
Settled	ROBERTSON STEPHENS & CO L R / 20 00	43 384400					
	OTHER CHARGES 58						

The Northern Trust Company

THE WINTHROP ROCKFELLER FOUNDATION
990-PF
12/31/2000
71-0285871

Generated by The Northern Trust Company from periodic data on 26 Jan 01

Investment Transaction Detail

Trade date	Security description	Shares/PAR	Transaction amount	Cost	Market	Realized gain/loss	Total
Settle date	Asset ID	Price				Transaction	
Trade Status	Broker/Commission						

Sales

Equities

30 Oct 00	NORTEL NETWORKS CORP NEW COM	- 100 000	4 038 89	5 652 50	- 1,613 61	0 00	1 613 61
2 Nov 00	CUSIP 656568102						
Settled	ROBERTSON STEPHENS & CO L R / 5 00	40 440300					
	OTHER CHARGES 14						
8 Dec 00	NORTEL NETWORKS CORP NEW COM	- 2 000 000	83 868 20	- 111 901 66	- 28,033 46	0 00	28 033 46
13 Dec 00	CUSIP 656568102						
Settled	STANDARD AND POORS SECURITIES / 100 00	41 985500					
	OTHER CHARGES 2 80						
Total Canada - USD			265,369 75	- 300,596 76	- 35,227 01	0 00	- 35,227 01
Finland - USD							
11 Apr 00	ADR NOKIA CORP SPONSORED FINLAND	- 1 000 000	54 146 29	- 8 862 03	45 284 26	0 00	45,284 26
14 Apr 00	CUSIP 654902204						
Settled	ABN AMRO SECURITIES (USA) INC / 50 00	54 198100					
	OTHER CHARGES 1 81						
2 May 00	ADR NOKIA CORP SPONSORED FINLAND	- 2,000 000	116,902 89	- 17 699 84	99 203 05	0 00	99 203 05
5 May 00	CUSIP 654902204						
Settled	SMITH BARNEY INC / 100 00	58 503400					
	OTHER CHARGES 3 91						
18 May 00	ADR NOKIA CORP SPONSORED FINLAND	1 700 000	91 571 52	- 14 859 57	76 711 95	0 00	76,711 95
23 May 00	CUSIP 654902204						
Settled	ABN AMRO SECURITIES (USA) INC / 85 00	53 917400					
	OTHER CHARGES 3 06						
18 May 00	ADR NOKIA CORP SPONSORED FINLAND	- 300 000	14 933 98	- 2 622 28	12,311 70	0 00	12,311 70
24 May 00	CUSIP 654902204						
Settled	BRIDGE TRADING COMPANY / 15 00	49 831600					
	OTHER CHARGES 50						
27 Jun 00	ADR NOKIA CORP SPONSORED FINLAND	1 000 000	52 109 36	- 8 740 92	43,368 44	0 00	43 368 44
30 Jun 00	CUSIP 654902204						
Settled	ABN AMRO SECURITIES (USA) INC / 60 00	52 171100					
	OTHER CHARGES 1 74						
8 Sep 00	ADR NOKIA CORP SPONSORED FINLAND	- 1 500 000	63 079 94	- 13 111 39	49 968 55	0 00	49 968 55
13 Sep 00	CUSIP 654902204						
Settled	BRIDGE TRADING COMPANY / 75 00	42 104700					
	OTHER CHARGES 2 11						
19 Sep 00	ADR NOKIA CORP SPONSORED FINLAND	- 1,500 000	65 697 20	13 111 39	52 585 81	0 00	52 585 81
22 Sep 00	CUSIP 654902204						
Settled	BRIDGE TRADING COMPANY / 75 00	43 849600					
	OTHER CHARGES 2 20						

THE WINTHROP ROCKFELLER FOUNDATION
990-PF
12/31/2000
71-0285871

◆ Investment Transaction Detail

Trade date Settle date Trade Status	Security description Asset ID Broker/Commission	Shares/PAR Price	Transaction amount	Cost	Realized gain/loss		
					Market	Translation	Total

Sales

Equities

28 Sep 00	ADR NOKIA CORP SPONSORED FINLAND	- 4,500 000	188 768 70	- 21 747 81	167 020 89	0 00	167 020 89
29 Sep 00	CUSIP M22465104						
Settled	BRIDGE TRADING COMPANY / 225 00 OTHER CHARGES 8 30	42 000000					
Total Finland - USD			647,209 88	- 100,755 23	546,454 65	0 00	546,454 65

Israel - USD

18 Aug 00	CHECK PT SOFTWARE COM	200 000	25 474 15	- 23 704 28	1 769 87	0 00	1 769 87
21 Aug 00	CUSIP M22465104						
Settled	KNIGHT SECURITIES L P OTHER CHARGES 85	127 375000					
28 Sep 00	CHECK PT SOFTWARE COM	400 000	59 816 76	- 43,699 36	16,117 40	0 00	16,117 40
29 Sep 00	CUSIP M22465104						
Settled	BEAR STEARNS SECURITIES CORP OTHER CHARGES 2 00	149 546900					
Total Israel - USD			85,290 91	- 67,403 64	17,887 27	0 00	17,887 27

Netherlands - USD

8 Mar 00	ADR STMICROELECTRONICS N V SHS-N Y	- 100 000	21 095 44	- 7 352 42	13 743 02	0 00	13,743 02
9 Mar 00	REGISTRY						
Settled	CUSIP 861012102 J P MORGAN SECURITIES INC / 5 00 OTHER CHARGES 71	211 011500					
7 Mar 00	ADR STMICROELECTRONICS N V SHS N Y	100 000	20 666 17	- 7 352 42	13 313 75	0 00	13 313 75
10 Mar 00	REGISTRY						
Settled	CUSIP 861012102 J P MORGAN SECURITIES INC / 5 00 OTHER CHARGES 69	206 718600					
10 Apr 00	ADR STMICROELECTRONICS N V SHS N Y	- 500 000	91,076 81	- 32,559 20	58 517 61	0 00	58 517 61
13 Apr 00	REGISTRY						
Settled	CUSIP 861012102 STANDARD AND POORS SECURITIES / 25 00 OTHER CHARGES 3 04	182 209700					
28 Sep 00	ADR STMICROELECTRONICS N V SHS N Y	- 500 000	25,892 88	- 10,853 07	15 039 81	0 00	15,039 81
29 Sep 00	REGISTRY						
Settled	CUSIP 861012102 BEAR STEARNS SECURITIES CORP / 25 00 OTHER CHARGES 87	51 837500					

THE WINTHROP ROCKFELLER FOUNDATION
990-PF
12/31/2000
71-0285871

The Northern Trust Company

Generated by The Northern Trust Company from periodic data on 26 Jan 01

◆ Investment Transaction Detail

Trade date Settle date Trade Status	Security description Asset ID Broker/Commission	Shares/PAR Price	Transaction amount	Cost	Realized gain/loss		
					Market	Translation	Total
Sales							
Equities							
20 Dec 00 28 Dec 00 Settled	ADR STMICROELECTRONICS N V SHS N Y REGISTRY CUSIP 861012102 FIRST BOSTON CORPORATION / 25 00 OTHER CHARGES 70	- 500 000 41 875100	20 911 85	10 853 07	10,058 78	0 00	10,058 78
21 Dec 00 27 Dec 00 Settled	ADR STMICROELECTRONICS N V SHS-N Y REGISTRY CUSIP 881012102 FIRST BOSTON CORPORATION / 36 00 OTHER CHARGES 1 13	- 800 000 42 141400	33 675 99	17 364 90	16,311 09	0 00	16 311 09
22 Dec 00 28 Dec 00 Settled	ADR STMICROELECTRONICS N V SHS-N Y REGISTRY CUSIP 801012102 FIRST BOSTON CORPORATION / 28 00 OTHER CHARGES 1 01	- 700 000 43 273200	30,262 23	- 15 194 29	15,067 94	0 00	15,067 94
28 Dec 00 29 Dec 00 Settled	ADR STMICROELECTRONICS N V SHS N Y REGISTRY CUSIP 861012102 FIRST BOSTON CORPORATION / 10 00 OTHER CHARGES 29	- 200 000 42 989100	8 587 53	4 341 23	4 240 30	0 00	4 240 30
27 Dec 00 2 Jan 01 Pending	ADR STMICROELECTRONICS N V SHS-N Y REGISTRY CUSIP 861012102 FIRST BOSTON CORPORATION / 15 00 OTHER CHARGES 44	300 000 43 772000	13 116 16 22601 2/	- 6 511 84	6 604 32	0 00	6 604 32
26 Sep 00 29 Sep 00 Settled	SCHLUMBERGER LTD COM ISIN AN8068571086 CUSIP 806857108 BEAR STEARNS SECURITIES CORP / 40 00 OTHER CHARGES 2 10	800 000 78 671900	62 895 42	- 65,885 12	- 2 989 70	0 00	- 2 989 70
Total Netherlands - USD			328,180 48	- 178,267 56	149,912 92	0 00	149,912 92
Panama - USD							
30 Mar 00 4 Apr 00 Settled	CARNIVAL CORP COM CUSIP 143658102 BRIDGE TRADING COMPANY / 75 00 OTHER CHARGES 1 21	- 1,500 000 24 008300	35 936 24	- 68 052 22	- 32 115 98	0 00	- 32 115 98
Total Panama - USD			35,936 24	- 68,052 22	- 32,115 98	0 00	- 32,115 98

THE WINTHROP ROCKFELLER FOUNDATION
990-PF
12/31/2000
71-0285871

The Northern Trust Company

Generated by The Northern Trust Company from periodic data on 26 Jan 01

◆ Investment Transaction Detail

Trade date Settle date Trade Status	Security description Asset ID Broker/Commission	Shares/PAR Price	Transaction amount	Cost	Realized gain/loss		
					Market	Translation	Total

Sales

Equities

Sweden - USD

11 Jul 00 14 Jul 00 Settled	ADR ERICSSON L M TEL CO CL B SER 10 NEW CUSIP 294821400 ABN AMRO SECURITIES (USA) INC OTHER CHARGES 1 39	- 2 000 000	41 572 61	- 45 380 00	3 807 39	0 00	- 3 807 39
19 Sep 00 22 Sep 00 Settled	ADR ERICSSON L M TEL CO CL B SER 10 NEW CUSIP 294821400 FIRST BOSTON CORPORATION OTHER CHARGES 1 64	- 2 600 000	48 955 58	54 557 15	- 5,601 57	0 00	- 5,601 57
21 Sep 00 28 Sep 00 Settled	ADR ERICSSON L M TEL CO CL B SER 10 NEW CUSIP 294821400 COWEN AND COMPANY OTHER CHARGES 72	- 1 300 000	21,497 64	- 27 038 83	- 5 541 19	0 00	- 5 541 19
22 Sep 00 27 Sep 00 Settled	ADR ERICSSON L M TEL CO CL B SER 10 NEW CUSIP 294821400 MORGAN STANLEY & CO INC OTHER CHARGES 63	- 1 100 000	18,647 78	- 22 879 01	4 231 23	0 00	- 4 231 23
25 Sep 00 28 Sep 00 Settled	ADR ERICSSON L M TEL CO CL B SER 10 NEW CUSIP 294821400 MORGAN STANLEY & CO INC OTHER CHARGES 34	- 600 000	10 087 16	- 12,479 46	- 2,392 30	0 00	- 2,392 30
28 Sep 00 29 Sep 00 Settled	ADR ERICSSON L M TEL CO CL B SER 10 NEW CUSIP 294821400 SOUNDVIEW FINANCIAL GROUP OTHER CHARGES 1 31	- 2 400 000	30 278 29	- 49 017 84	- 10,639 55	0 00	- 10 639 55
Total Sweden - USD			180,039 06	- 212,252 29	- 32,213 23	0 00	- 32,213 23

United Kingdom - USD

29 Aug 00 1 Sep 00 Settled	ADR VODAFONE GROUP PLC NEW SPONSORED ADR CUSIP 92857W100 BEAR STEARNS SECURITIES CORP / 50 00 OTHER CHARGES 1 32	1 000 000	39 519 98	- 59 173 19	- 19 653 21	0 00	- 19 653 21
30 Aug 00 5 Sep 00 Settled	ADR VODAFONE GROUP PLC NEW SPONSORED ADR CUSIP 92857W100 BEAR STEARNS SECURITIES CORP / 25 00 OTHER CHARGES 67	- 500 000	19,802 23	- 29 204 68	9 402 45	0 00	- 9 402 45

THE WINTHROP ROCKFELLER FOUNDATION
990-PF
12/31/2000
71-0285871

The Northern Trust Company

Generated by The Northern Trust Company from periodic data on 26 Jan 01

Investment Transaction Detail

Trade date	Security description	Shares/PAR	Transaction amount	Cost	Market	Realized gain/loss	Total
Settle date	Asset ID	Price				Translation	
Trade Status	Broker/Commission						

Sales

Equities

26 Sep 00	GLAXO SMITHKLINE SPONS ADR	1 000 000	57 510 58	- 58 824 42	1 313 84	0 00	1 313 84
29 Sep 00	CUSIP 37733W105						
Settled	BRIDGE TRADING COMPANY / 50 00	57 562500					
	OTHER CHARGES 1 92						
Total United Kingdom - USD			116,832 79	- 147,202 29	- 30,369 50	0 00	- 30,369 50
United States - USD							
1 Mar 00	##MFO DRESDNER RCM MIDCAP FD CUSIP	- 109 915 810	1 175 000 00	- 992 002 01	182 997 99	0 00	182 997 99
8 Mar 00	CHANGED DO NOT USE SEE 2-281597 4-28 00						
Settled	CUSIP 749359105	10 690000					
28 Sep 00	#REORG AMERICA ONLINE STK MERGER TO AOL	- 500 000	28,051 08	- 5 597 50	22 453 58	0 00	22,453 58
29 Sep 00	TIME WARNER 2157776 @1 EFF 1/11/01						
Settled	CUSIP 02364J104	56 154000					
	BEAR STEARNS SECURITIES CORP / 25 00						
	OTHER CHARGES 94						
25 Sep 00	#REORG CHASE MANHATTAN CORP NEW N/C TO	- 1 500 000	72 050 09	- 90 800 00	18 749 91	0 00	- 18 749 91
28 Sep 00	JP MORGAN CHASE & CO 2427148 @1 1/2/01						
Settled	CUSIP 16161A108	48 085000					
	BEAR STEARNS SECURITIES CORP / 75 00						
	OTHER CHARGES 2 41						
26 Sep 00	#REORG CHASE MANHATTAN CORP NEW N/C TO	- 700 000	33 421 71	- 40 424 21	7 002 50	0 00	- 7 002 50
29 Sep 00	JP MORGAN CHASE & CO 2427148 @1 1/2/01						
Settled	CUSIP 16161A108	47 796900					
	BEAR STEARNS SECURITIES CORP / 35 00						
	OTHER CHARGES 1 12						
28 Sep 00	#REORG CHASE MANHATTAN CORP NEW N/C TO	- 1 100 000	51 439 01	- 63 523 75	- 12 084 74	0 00	- 12,084 74
3 Oct 00	JP MORGAN CHASE & CO 2427148 @1 1/2/01						
Settled	CUSIP 16161A108	46 814300					
	J P MORGAN SECURITIES INC / 55 00						
	OTHER CHARGES 1 72						
28 Jun 00	#REORG GTE CORP COM STK MERGER TO	- 900 000	60 763 99	- 67 614 66	- 6,850 67	0 00	- 6 850 67
29 Jun 00	VERIZON COMM 2 888499 EFF 6 30 00						
Settled	CUSIP 362320103	67 567800					
	HOWARD WEIL LABOUISSIE FRIEDICH / 45 00						
	OTHER CHARGES 2 03						
27 Jun 00	#REORG GTE CORP COM STK MERGER TO	- 300 000	20,131 78	- 22,538 22	- 2 406 44	0 00	- 2 406 44
30 Jun 00	VERIZON COMM 2 888499 EFF 6-30 00						
Settled	CUSIP 362320103	67 158200					
	HOWARD WEIL LABOUISSIE FRIEDICH / 15 00						
	OTHER CHARGES 68						

THE WINTHROP ROCKEFELLER FOUNDATION
990-PF
12/31/2000
71-0285871

The Northern Trust Company

Generated by The Northern Trust Company from periodic data on 26 Jan 01

Investment Transaction Detail

Trade date Settle date Trade Status	Security description Asset ID Broker/Commission	Shares/PAR Price	Transaction amount	Cost	Realized gain/loss		
					Market	Translation	Total
Sales							
Equities							
28 Mar 00 31 Mar 00 Settled	#REORG MCI WORLDCOM INC COM N/C TO WORLDCOM INC 2945902 RT 1 00 EFF 5 1-0 CUSIP 55268B106 MERRILL LYNCH PIERCE FENNER & SMITH OTHER CHARGES 2 12	- 1,500 000 42 306100	63 457 03	- 77,998 20	- 14 541 17	0 00	- 14,541 17
26 Jul 00 31 Jul 00 Settled	#REORG PE CORP N/C APPLERA CORP-APPLIED BIOSYS GRP 2023356 @1 11/30/00 CUSIP 69332S102 BROADCORT CAPITAL CORP / 60 00 OTHER CHARGES 2 72	1 000 000 81 333300	81,270 58	114 060 00	- 32 789 42	0 00	- 32,789 42
28 Aug 00 1 Sep 00 Settled	#REORG PE CORP N/C APPLERA CORP-APPLIED BIOSYS GRP 2023356 @1 11/30/00 CUSIP 69332S102 ROCHDALE SECURITIES CORPORATION / 75 00 OTHER CHARGES 4 84	- 1 500 000 96 648300	144 892 61	171 090 00	- 26 197 39	0 00	26 197 39
8 Sep 00 13 Sep 00 Settled	#REORG PE CORP N/C APPLERA CORP APPLIED BIOSYS GRP 2023356 @1 11/30/00 CUSIP 69332S102 MERRILL LYNCH PIERCE FENNER & SMITH / 20 00 OTHER CHARGES 1 31	400 000 97 855200	39 120 77	- 45 824 00	- 6 503 23	0 00	- 6 503 23
28 Sep 00 29 Sep 00 Settled	#REORG PE CORP N/C APPLERA CORP-APPLIED BIOSYS GRP 2023356 @1 11/30/00 CUSIP 69332S102 BEAR, STEARNS SECURITIES CORP / 35 00 OTHER CHARGES 2 68	- 700 000 114 848200	80 356 06	- 79 842 00	514 06	0 00	514 08
28 Sep 00 29 Sep 00 Settled	#REORG TIME WARNER STK MERGER TO AOL TIME WARNER INC 2157778 @1 5 1/11/01 CUSIP 887315109 BEAR STEARNS SECURITIES CORP / 25 00 OTHER CHARGES 1 35	- 500 000 80 890000	40,418 65	- 35 530 00	4,888 65	0 00	4,888 65
8 Aug 00 11 Aug 00 Settled	ACTIVE PWR INC COM CUSIP 00504W100 HERZOG HEINE GEDWLD INC OTHER CHARGES 91	- 650 000 41 662500	27 079 72	- 11 050 00	16 029 72	0 00	16 029 72
12 Jun 00 12 Jun 00 Settled	AGILENT TECHNOLOGIES INC COM CUSIP 00846U101	- 0 900 0 000000	69 30	- 73 10	- 3 80	0 00	- 3 80

THE WINTHROP ROCKFELLER FOUNDATION
990-PF
12/31/2000
71-0285871

The Northern Trust Company

Generated by The Northern Trust Company from periodic data on 26 Jan 01

Investment Transaction Detail

Trade date Settle date Trade Status	Security description Asset ID Broker/Commission	Shares/PAR Price	Transaction amount	Cost	Realized gain/loss		
					Market	Translation	Total

Sales

Equities

29 Jun 00 5 Jul 00 Settled	AGILENT TECHNOLOGIES INC COM CUSIP 00846U101 INTERSTATE/JOHNSON LANE CORPORATION / 66 70 OTHER CHARGES 3 40	- 1 334 000 76 398801	101 845 90	- 99 980 24	1 865 66	0 00	1 865 66
28 Sep 00 29 Sep 00 Settled	ALCOA INC COM STK CUSIP 013817101 BEAR STEARNS SECURITIES CORP / 50 00 OTHER CHARGES 80	1 000 000 23 925000	23 874 20	- 38 840 80	- 14,966 60	0 00	- 14,966 60
3 Oct 00 6 Oct 00 Settled	ALCOA INC COM STK CUSIP 013817101 BAIRD ROBERT W & COMPANY INC / 75 00 OTHER CHARGES 1 35	- 1 500 000 26 875000	40 236 15	- 56 532 38	16 296 23	0 00	- 16 296 23
30 Oct 00 2 Nov 00 Settled	ALCOA INC COM STK CUSIP 013817101 JOHNSON RICE & CO / 75 00 OTHER CHARGES 1 42	- 1 500 000 28 213900	42 244 43	53 074 72	- 10 830 29	0 00	- 10 830 29
28 Nov 00 1 Dec 00 Settled	ALCOA INC COM STK CUSIP 013817101 MCDONALD AND COMPANY / 100 00 OTHER CHARGES 1 85	- 2 000 000 27 727400	55 352 95	- 68 945 40	- 13 592 45	0 00	- 13 592 45
1 Dec 00 8 Dec 00 Settled	ALCOA INC COM STK CUSIP 013817101 PRUDENTIAL SECURITIES INCORP / 100 00 OTHER CHARGES 1 94	- 2,000 000 29 027600	57,953 26	- 68 945 40	- 10 992 14	0 00	- 10 992 14
10 Aug 00 10 Aug 00 Settled	AMER INTL GROUP INC COM CUSIP 026874107 OTHER CHARGES 0 000000	0 500 0 000000	39 16	- 4 36	34 80	0 00	34 80
28 Sep 00 28 Sep 00 Settled	AMER INTL GROUP INC COM CUSIP 026874107 BEAR STEARNS SECURITIES CORP / 85 60 OTHER CHARGES 5 29	- 1,712 000 92 600502	158,441 17	- 99 517 71	58 923 46	0 00	58,923 46
28 Aug 00 31 Aug 00 Settled	AMGEN INC COM CUSIP 031162100 GOLDMAN SACHS & COMPANY OTHER CHARGES 2 47	- 1 000 000 73 838100	73 835 63	- 18 328 12	57 507 51	0 00	57,507 51

THE WINTHROP ROCKFELLER FOUNDATION
990-PF
12/31/2000
71-0285871

The Northern Trust Company

Generated by The Northern Trust Company from periodic data on 26 Jan 01

◆ Investment Transaction Detail

Trade date Settle date Trade Status	Security description Asset ID Broker/Commission	Shares/PAR Price	Transaction amount	Cost	Realized gain/loss		
					Market	Translation	Total
Sales							
Equities							
26 Sep 00 28 Sep 00 Settled	AMGEN INC COM CUSIP 031162100 BEAR, STEARNS, SECURITIES CORP OTHER CHARGES 5 91	2 500 000 70 802500	177 000 34	- 34 888 45	142 111 89	0 00	142 111 89
20 Nov 00 24 Nov 00 Settled	AMGEN INC COM CUSIP 031162100 PRUDENTIAL SECURITIES INCORP OTHER CHARGES 2 08	- 1 000 000 62 375000	62 372 92	- 13 283 07	49 089 85	0 00	49,089 85
26 Sep 00 29 Sep 00 Settled	ANHEUSER BUSCH COS INC COM CUSIP 035229103 BEAR STEARNS, SECURITIES CORP / 95 00 OTHER CHARGES 2 83	1 900 000 44 569100	84 583 46	78 872 65	5 710 81	0 00	5 710 81
26 Sep 00 29 Sep 00 Settled	AVON PROD INC COM CUSIP 054303102 BEAR STEARNS SECURITIES CORP / 50 00 OTHER CHARGES 1 35	1 000 000 40 356300	40 304 95	- 41 470 70	- 1 165 75	0 00	- 1 165 75
20 Nov 00 24 Nov 00 Settled	AVON PROD INC COM CUSIP 054303102 GOLDMAN SACHS & COMPANY / 5 00 OTHER CHARGES 16	100 000 45 255100	4 520 35	- 4 129 00	391 35	0 00	391 35
21 Nov 00 27 Nov 00 Settled	AVON PROD INC COM CUSIP 054303102 GOLDMAN SACHS & COMPANY / 15 00 OTHER CHARGES 44	- 300 000 43 130400	12 923 68	- 12,387 00	536 68	0 00	536 68
22 Nov 00 28 Nov 00 Settled	AVON PROD INC COM CUSIP 054303102 GOLDMAN SACHS & COMPANY / 10 00 OTHER CHARGES 29	- 200 000 43 029500	8,595 61	- 8 247 66	347 95	0 00	347 95
27 Nov 00 30 Nov 00 Settled	AVON PROD INC COM CUSIP 054303102 GOLDMAN SACHS & COMPANY / 5 00 OTHER CHARGES 15	100 000 42 503400	4 245 19	- 4 118 66	126 53	0 00	126 53
28 Nov 00 1 Dec 00 Settled	AVON PROD INC COM CUSIP 054303102 GOLDMAN SACHS & COMPANY / 5 00 OTHER CHARGES 15	100 000 42 638600	4,258 71	4 118 66	140 05	0 00	140 05

◆ Investment Transaction Detail

Trade date Settle date Trade Status	Security description Asset ID Broker/Commission	Shares/PAR Price	Transaction amount	Cost	Realized gain/loss		Total
					Market	Translation	
Sales							
Equities							
1 Dec 00 6 Dec 00 Settled	AVON PROD INC COM CUSIP 054303102 GOLDMAN SACHS & COMPANY / 10 00 OTHER CHARGES 28	- 200 000 41 797800	8,349 28	- 8 237 32	111 86	0 00	111 86
14 Jul 00 19 Jul 00 Settled	BRISTOL MYERS SQUIBB CO COM CUSIP 110122108 J P MORGAN SECURITIES INC / 50 00 OTHER CHARGES 1 77	1 000 000 52 834600	52 782 83	- 75 631 55	- 22 848 72	0 00	- 22 848 72
23 Aug 00 28 Aug 00 Settled	BRISTOL MYERS SQUIBB CO COM CUSIP 110122108 BEAR STEARNS SECURITIES CORP / 65 00 OTHER CHARGES 2 42	- 1 300 000 55 782500	72 449 83	97 139 77	- 24 689 94	0 00	- 24,689 94
29 Aug 00 1 Sep 00 Settled	BRISTOL MYERS SQUIBB CO COM CUSIP 110122108 BRIDGE TRADING COMPANY / 45 00 OTHER CHARGES 1 63	- 800 000 54 126100	48 666 86	- 64 905 84	16 238 98	0 00	- 16 238 88
28 Sep 00 28 Sep 00 Settled	BRISTOL MYERS SQUIBB CO COM CUSIP 110122108 MERRILL LYNCH PIERCE FENNER & SMITH / 20 00 OTHER CHARGES 75	400 000 56 250000	22 479 25	- 27 014 88	- 4 535 63	0 00	- 4 535 63
18 Dec 00 21 Dec 00 Settled	BRISTOL MYERS SQUIBB CO COM CUSIP 110122108 MERRILL LYNCH PIERCE FENNER & SMITH / 45 00 OTHER CHARGES 2 05	- 900 000 68 188600	61 322 69	- 57 872 12	3 450 57	0 00	3 450 57
4 Oct 00 10 Oct 00 Settled	CHEVRON CORP COM CUSIP 160751107 EDWARDS A G / 75 00 OTHER CHARGES 4 34	1 500 000 86 687500	128 951 91	- 139 239 00	- 9 287 09	0 00	- 8,287 09
30 Mar 00 4 Apr 00 Settled	CIRCUIT CY STORES INC COM CUSIP 172737108 ROCHDALE SECURITIES CORPORATION / 50 00 OTHER CHARGES 2 11	1 000 000 63 088800	63 036 69	38 054 50	24 982 19	0 00	24 982 19
3 Apr 00 6 Apr 00 Settled	CIRCUIT CY STORES INC COM CUSIP 172737108 ROCHDALE SECURITIES CORPORATION / 25 00 OTHER CHARGES 1 03	500 000 61 213200	30,580 57	19 027 25	11 553 32	0 00	11,553 32

THE WINTHROP ROCKFELLER FOUNDATION
990-PF
12/31/2000
71-0285871

The Northern Trust Company

Generated by The Northern Trust Company from periodic data on 26 Jan 01

◆ Investment Transaction Detail

Trade date	Security description	Shares/PAR	Transaction	Cost	Market	Realized gain/loss	Total
Settle date	Asset ID	Price	amount			Translation	
Trade Status	Broker/Commission						
Sales							
Equities							
28 Sep 00	CIRCUIT CY STORES INC COM	- 4 000 000	89 772 20	150 446 66	- 60 674 46	0 00	- 60 674 46
28 Sep 00	CUSIP 172737108						
Settled	BEAR STEARNS SECURITIES CORP / 200 00	22 493800					
	OTHER CHARGES 3 00						
31 Mar 00	CISCO SYS INC COM	3,500 000	256,235 90	57,070 53	199,165 37	0 00	199,165 37
5 Apr 00	CUSIP 17275R102						
Settled	BEAR STEARNS SECURITIES CORP	73 212700					
	OTHER CHARGES 8 55						
3 May 00	CISCO SYS INC COM	2 500 000	168 253 89	28 310 35	139 943 54	0 00	139 943 54
8 May 00	CUSIP 17275R102						
Settled	BEAR STEARNS SECURITIES CORP	67 303800					
	OTHER CHARGES 5 61						
12 Sep 00	CISCO SYS INC COM	- 1 500 000	93 388 38	23 283 27	70 105 11	0 00	70 105 11
15 Sep 00	CUSIP 17275R102						
Settled	BEAR STEARNS SECURITIES CORP	62 261000					
	OTHER CHARGES 3 12						
14 Sep 00	CISCO SYS INC COM	1 500 000	92 996 90	- 23 283 28	69 713 62	0 00	69,713 62
18 Sep 00	CUSIP 17275R102						
Settled	MORGAN STANLEY & CO INC	62 000000					
	OTHER CHARGES 3 10						
28 Sep 00	CISCO SYS INC COM	- 3 000 000	174 144 19	36 184 80	137 959 39	0 00	137,959 39
29 Sep 00	CUSIP 17275R102						
Settled	BEAR STEARNS SECURITIES CORP	58 050000					
	OTHER CHARGES 5 81						
11 May 00	CITIGROUP INC COM	- 500 000	29 175 22	- 26 837 50	2 337 72	0 00	2,337 72
16 May 00	CUSIP 172967101						
Settled	BRIDGE TRADING COMPANY / 25 00	58 402400					
	OTHER CHARGES 98						
12 May 00	CITIGROUP INC COM	500 000	30,168 44	- 26 837 50	3 330 94	0 00	3 330 94
17 May 00	CUSIP 172967101						
Settled	BRIDGE TRADING COMPANY / 25 00	60 388900					
	OTHER CHARGES 1 01						
15 Sep 00	CITIGROUP INC COM	- 0 660	36 50	- 15 86	20 64	0 00	20 64
15 Sep 00	CUSIP 172967101						
Settled		0 000000					
28 Sep 00	CITIGROUP INC COM	2 800 000	151 061 11	144 866 74	6,194 37	0 00	6,194 37
29 Sep 00	CUSIP 172967101						
Settled	BEAR STEARNS, SECURITIES CORP / 140 00	54 002200					
	OTHER CHARGES 5 05						

◆ Investment Transaction Detail

Trade date Settle date Trade Status	Security description Asset ID Broker/Commission	Shares/PAR Price	Transaction amount	Cost	Realized gain/loss		
					Market	Translation	Total
Sales							
Equities							
17 Jul 00 20 Jul 00 Settled	CLEAR CHANNEL COMMUNICATIONS INC COM CUSIP 184502102 GOLDMAN SACHS & COMPANY / 11 00 OTHER CHARGES 50	200 000 73 613000	14,711 10	- 14 487 88	223 24	0 00	223 24
4 Aug 00 9 Aug 00 Settled	CLEAR CHANNEL COMMUNICATIONS INC COM CUSIP 184502102 BEAR STEARNS SECURITIES CORP / 27 50 OTHER CHARGES 1 31	- 500 000 78 600000	39,271 19	- 36 219 65	3 051 54	0 00	3 051 54
7 Aug 00 10 Aug 00 Settled	CLEAR CHANNEL COMMUNICATIONS INC COM CUSIP 184502102 LEHMAN BROTHERS INC / 33 00 OTHER CHARGES 1 57	- 600 000 78 027700	46,782 05	40 724 08	6 057 97	0 00	6,057 97
31 Aug 00 6 Sep 00 Settled	CLEAR CHANNEL COMMUNICATIONS INC COM CUSIP 184502102 DB CLEARING SERVICES / 40 00 OTHER CHARGES 2 02	- 800 000 75 385800	60 266 62	- 46 595 36	13 671 26	0 00	13 671 26
28 Sep 00 29 Sep 00 Settled	CLEAR CHANNEL COMMUNICATIONS INC COM CUSIP 184502102 BEAR STEARNS SECURITIES CORP / 20 00 OTHER CHARGES 80	400 000 59 265600	23 685 44	- 22,334 32	1 351 12	0 00	1,351 12
26 Jul 00 31 Jul 00 Settled	COCA COLA CO COM CUSIP 191216100 BROADCORT CAPITAL CORP / 30 00 OTHER CHARGES 1 00	- 500 000 59 500000	29 719 00	- 37 648 17	- 7,929 17	0 00	- 7 929 17
18 Sep 00 22 Sep 00 Settled	COCA COLA CO COM CUSIP 191216100 BEAR STEARNS SECURITIES CORP / 75 00 OTHER CHARGES 2 62	- 1 500 000 52 259700	78 311 93	- 98 822 70	- 20,510 77	0 00	20 510 77
28 Sep 00 29 Sep 00 Settled	COCA COLA CO COM CUSIP 191216100 BEAR STEARNS SECURITIES CORP / 25 00 OTHER CHARGES 90	500 000 53 800000	26 874 10	- 30,888 85	- 4,014 75	0 00	- 4 014 75
10 Jul 00 13 Jul 00 Settled	COLGATE PALMOLIVE CO COM CUSIP 194162103 BRIDGE TRADING COMPANY / 50 00 OTHER CHARGES 1 87	1 000 000 55 874500	55 822 63	- 57 919 60	- 2,096 97	0 00	- 2,096 97

THE WINTHROP ROCKFELLER FOUNDATION
 990-PF
 12/31/2000
 71-0285871

The Northern Trust Company

Generated by The Northern Trust Company from periodic data on 26 Jan 01

◆ Investment Transaction Detail

Trade date Settle date Trade Status	Security description Asset ID Broker/Commission	Shares/PAR Price	Transaction amount	Cost	Realized gain/loss		
					Market	Translation	Total
Sales							
Equities							
28 Sep 00 29 Sep 00 Settled	COLGATE-PALMOLIVE CO COM CUSIP 194162103 BEAR, STEARNS SECURITIES CORP / 50 00 OTHER CHARGES 1 52	- 1 000 000 45 422000	45 370 48	- 48 689 70	- 3 319 22	0 00	- 3 319 22
15 May 00 18 May 00 Settled	CONOCO INC COM STK CUSIP 208251306 PAINE WEBBER INC / 175 00 OTHER CHARGES 2 91	- 3 500 000 24 920300	87 043 14	- 92,945 00	- 5 901 86	0 00	- 5,901 86
18 May 00 23 May 00 Settled	CONOCO INC COM STK CUSIP 208251306 PAINE WEBBER INC / 110 00 OTHER CHARGES 1 87	- 2 200 000 25 463000	55 906 73	- 55 102 10	804 63	0 00	804 63
19 May 00 24 May 00 Settled	CONOCO INC COM STK CUSIP 208251306 PAINE WEBBER INC / 165 00 OTHER CHARGES 2 76	- 3,300 000 25 065700	82 549 05	- 76,512 63	6 036 42	0 00	6 036 42
28 Sep 00 29 Sep 00 Settled	CORNING INC COM CUSIP 219350105 BEAR STEARNS SECURITIES CORP / 7 50 OTHER CHARGES 1 64	- 150 000 327 937467	49 181 48	- 45 730 26	3 451 22	0 00	3 451 22
3 Apr 00 8 Apr 00 Settled	COSTCO WHSL CORP NEW COM CUSIP 22160K105 B TRADE SERVICES / 21 00 OTHER CHARGES 1 23	700 000 52 312500	36 596 52	- 22 573 92	14 022 60	0 00	14 022 60
4 Apr 00 7 Apr 00 Settled	COSTCO WHSL CORP NEW COM CUSIP 22160K105 B TRADE SERVICES / 15 00 OTHER CHARGES 91	500 000 54 299800	27 133 99	16 124 23	11 009 76	0 00	11 009 76
1 Aug 00 4 Aug 00 Settled	COSTCO WHSL CORP NEW COM CUSIP 22160K105 SMITH BARNEY INC OTHER CHARGES 4 26	- 4 000 000 31 913000	127 647 74	- 124 024 50	3 623 24	0 00	3 623 24
28 Sep 00 29 Sep 00 Settled	DELL COMPUTER CORP COM CUSIP 247025109 BEAR STEARNS SECURITIES CORP OTHER CHARGES 1 36	- 1 200 000 33 854200	40 023 68	- 65 211 12	- 24 587 44	0 00	- 24,587 44

THE WINTHROP ROCKFELLER FOUNDATION
990-PF
12/31/2000
71-0285871

The Northern Trust Company

Generated by The Northern Trust Company from periodic data on 26 Jan 01

◆ Investment Transaction Detail

Trade date Settle date Trade Status	Security description Asset ID Broker/Commission	Shares/PAR Price	Transaction amount	Cost	Realized gain/loss		
					Market	Translation	Total
Sales							
Equities							
12 Dec 00 15 Dec 00 Settled	DELL COMPUTER CORP COM CUSIP 247025109 SOUNDVIEW FINANCIAL GROUP OTHER CHARGES 1 51	2 100 000	45 069 74	- 108 269 55	- 63,199 81	0 00	- 63 199 81
18 Dec 00 21 Dec 00 Settled	DELL COMPUTER CORP COM CUSIP 247025109 FIDELITY CAPITAL MARKETS OTHER CHARGES 1 03	1 600 000	30 609 05	- 32 196 20	- 1,587 15	0 00	- 1 587 15
19 Dec 00 22 Dec 00 Settled	DELL COMPUTER CORP COM CUSIP 247025109 GOLDMAN SACHS & COMPANY OTHER CHARGES 7 1	1 100 000	21 128 42	- 17,298 07	3,832 35	0 00	3 832 35
21 Dec 00 27 Dec 00 Settled	DELL COMPUTER CORP COM CUSIP 247025109 MERRILL LYNCH PIERCE FENNER & SMITH OTHER CHARGES 2 9	- 500 000	8 520 06	7 861 85	658 21	0 00	658 21
26 Sep 00 4 Oct 00 Settled	DISNEY WALT CO COM CUSIP 254687106 BEAR, STEARNS SECURITIES CORP / 25 00 OTHER CHARGES 6 3	- 500 000	18 855 62	- 18 191 30	664 32	0 00	664 32
10 Apr 00 13 Apr 00 Settled	ELI LILLY & CO COM CUSIP 532457108 LEHMAN BROTHERS INC / 25 00 OTHER CHARGES 1 10	500 000	32 718 10	- 32 590 30	127 74	0 00	127 74
17 Apr 00 20 Apr 00 Settled	ELI LILLY & CO COM CUSIP 532457108 BROADCORT CAPITAL CORP / 50 00 OTHER CHARGES 2 31	- 1 000 000	69 101 99	- 58 468 74	10 633 25	0 00	10,633 25
26 Sep 00 29 Sep 00 Settled	ELI LILLY & CO COM CUSIP 532457108 BEAR STEARNS SECURITIES CORP / 45 00 OTHER CHARGES 2 45	- 900 000	73 377 52	- 64,767 53	8 609 99	0 00	8,609 99
18 Apr 00 24 Apr 00 Settled	EMC CORP MASS COM CUSIP 268648102 GOLDMAN SACHS & COMPANY / 72 00 OTHER CHARGES 5 00	1 200 000	149,706 52	12 076 82	137,629 70	0 00	137 629 70

THE WINTHROP ROCKFELLER FOUNDATION
990-PF
12/31/2000
71-0285871

The Northern Trust Company

Generated by The Northern Trust Company from periodic data on 26 Jan 01

◆ Investment Transaction Detail

Trade date Settle date Trade Status	Security description Asset ID Broker/Commission	Shares/PAR Price	Transaction amount	Cost	Realized gain/loss		Total
					Market	Translation	
Sales							
Equities							
24 May 00 30 May 00 Settled	EMC CORP MASS COM CUSIP 268648102 ROCHDALE SECURITIES CORPORATION / 50 00 OTHER CHARGES 3 72	- 1 000 000 111 595800	111 542 08	9 121 50	102 420 58	0 00	102 420 58
26 Sep 00 29 Sep 00 Settled	EMC CORP MASS COM CUSIP 268648102 BEAR, STEARNS SECURITIES CORP / 100 00 OTHER CHARGES 6 60	2 000 000 98 943800	197 781 00	- 0 121 50	188 659 50	0 00	188 659 50
19 Dec 00 22 Dec 00 Settled	EMC CORP MASS COM CUSIP 268648102 FIRST BOSTON CORPORATION / 50 00 OTHER CHARGES 2 28	1 000 000 68 147300	68 095 02	- 4 560 75	63 534 27	0 00	63 534 27
26 Sep 00 29 Sep 00 Settled	ENRON CORP COM CUSIP 293561106 BEAR STEARNS SECURITIES CORP / 75 00 OTHER CHARGES 4 25	1 500 000 84 937500	127 327 00	57 789 68	69 537 32	0 00	69,537 32
11 Aug 00 16 Aug 00 Settled	GAP INC COM CUSIP 364760108 GOLDMAN SACHS & COMPANY / 71 50 OTHER CHARGES 1 14	- 1,300 000 26 189000	33 973 06	- 47 734 03	- 13 760 97	0 00	- 13 760 97
14 Aug 00 17 Aug 00 Settled	GAP INC COM CUSIP 364760108 GOLDMAN SACHS & COMPANY / 60 00 OTHER CHARGES 1 05	- 1,200 000 26 097900	31,256 43	- 43 014 36	- 11 757 93	0 00	- 11 757 93
15 Aug 00 18 Aug 00 Settled	GEN DYNAMICS CORP COM CUSIP 369550108 PAINE WEBBER INC / 125 00 OTHER CHARGES 5 11	2 500 000 61 219500	152 918 64	137 145 18	15 773 46	0 00	15 773 46
21 Jun 00 26 Jun 00 Settled	GEN ELEC CO COM CUSIP 369604103 ALPHA MANAGEMENT INC/BROADCOURT CA / 65 00 OTHER CHARGES 2 15	- 1 300 000 49 520900	64 310 02	- 46 949 29	17,360 73	0 00	17 360 73
28 Sep 00 29 Sep 00 Settled	GEN I LEC CO COM CUSIP 369604103 BEAR STEARNS, SECURITIES CORP / 175 00 OTHER CHARGES 6 75	3 500 000 57 837500	202 249 50	- 133 822 78	68 426 72	0 00	68 426 72

◆ Investment Transaction Detail

Trade date Settle date Trade Status	Security description Asset ID Broker/Commission	Shares/PAR Price	Transaction amount	Cost	Realized gain/loss		Total
					Market	Translation	
Sales							
Equities							
28 Sep 00 29 Sep 00 Settled	GENENTECH INC COM STK CUSIP 368710406 BEAR STEARNS SECURITIES CORP / 13 00 OTHER CHARGES 1 58	260 000 181 206731	47 099 17	- 18 655 00	28 444 17	0 00	28 444 17
21 Aug 00 24 Aug 00 Settled	GILLETTE CO COM CUSIP 375766102 BEAR, STEARNS SECURITIES CORP / 225 00 OTHER CHARGES 4 47	4 500 000 29 750000	133,645 53	199 308 73	65 663 20	0 00	- 65,663 20
26 Sep 00 29 Sep 00 Settled	HEWLETT-PACKARD CO COM CUSIP 428236103 BEAR, STEARNS SECURITIES CORP / 30 00 OTHER CHARGES 2 01	600 000 100 500000	60 267 99	- 65 984 78	- 5,716 79	0 00	- 5 716 79
13 Nov 00 18 Nov 00 Settled	HEWLETT-PACKARD CO COM CUSIP 428236103 ROCHDALE SECURITIES CORPORATION / 85 00 OTHER CHARGES 1 45	- 1 300 000 33 323900	43 254 62	- 66 519 83	23 265 31	0 00	- 23,265 31
7 Dec 00 12 Dec 00 Settled	HEWLETT-PACKARD CO COM CUSIP 428236103 SCHWAB CHARLES / 75 00 OTHER CHARGES 1 59	1 500 000 31 629700	47 367 96	74 408 20	- 27 038 24	0 00	- 27 038 24
2 May 00 5 May 00 Settled	HOME DEPOT INC COM CUSIP 437076102 BRIDGE TRADING COMPANY / 50 00 OTHER CHARGES 1 90	- 1 000 000 56 975700	56,923 80	- 21 474 17	35 449 63	0 00	35 449 63
23 Jun 00 28 Jun 00 Settled	HONEYWELL INTL INC COM STK CUSIP 438516106 ROCHDALE SECURITIES CORPORATION / 25 00 OTHER CHARGES 58	500 000 34 751500	17 350 17	- 31 699 39	- 14 349 22	0 00	- 14,349 22
3 Jul 00 7 Jul 00 Settled	HONEYWELL INTL INC COM STK CUSIP 438516106 ROCHDALE SECURITIES CORPORATION / 10 00 OTHER CHARGES 23	200 000 34 334300	6 856 63	12 678 75	- 5 823 12	0 00	5 823 12
5 Jul 00 10 Jul 00 Settled	HONEYWELL INTL INC COM STK CUSIP 438516106 ROCHDALE SECURITIES CORPORATION / 15 00 OTHER CHARGES 35	300 000 34 813700	10,428 76	- 19 019 63	- 8 590 87	0 00	- 8,590 87

◆ Investment Transaction Detail

Trade date Settle date Trade Status	Security description Asset ID Broker/Commission	Shares/PAR Price	Transaction amount	Cost	Realized gain/loss		Total
					Market	Translation	
Sales							
Equities							
8 Jul 00 11 Jul 00 Settled	HONEYWELL INTL INC COM STK CUSIP 438516106 ROCHDALE SECURITIES CORPORATION / 170 00 OTHER CHARGES 3 86	3 400 000	115 452 32	198 557 93	- 83,105 61	0 00	- 83 105 61
10 Jul 00 13 Jul 00 Settled	HONEYWELL INTL INC COM STK CUSIP 438516106 ROCHDALE SECURITIES CORPORATION / 14 35 OTHER CHARGES 34	287 000	9 932 16	16 050 95	- 6 118 79	0 00	- 6 118 79
26 Sep 00 29 Sep 00 Settled	INTEL CORP CAP CUSIP 458140100 BEAR STEARNS SECURITIES CORP OTHER CHARGES 2 99	- 2 000 000	89 584 81	- 144 204 05	- 54 619 44	0 00	- 54 619 44
15 Mar 00 20 Mar 00 Settled	INTL BUSINESS MACH CORP CAP CUSIP 459200101 BERNSTEIN SANFORD C & CO / 30 00 OTHER CHARGES 2 14	600 000	64,104 14	- 68 034 93	- 3 930 79	0 00	- 3 930 79
2 Jun 00 7 Jun 00 Settled	INTL BUSINESS MACH CORP CAP CUSIP 459200101 ROCHDALE SECURITIES CORPORATION / 25 00 OTHER CHARGES 1 82	- 500 000	54,472 13	- 37 540 61	16 931 52	0 00	16 931 52
28 Sep 00 29 Sep 00 Settled	INTL BUSINESS MACH CORP CAP CUSIP 459200101 BEAR, STEARNS, SECURITIES CORP / 20 00 OTHER CHARGES 1 62	- 400 000	48,284 62	- 51 949 00	- 3 664 38	0 00	- 3 664 38
14 Jul 00 18 Jul 00 Settled	JDS UNIPHASE CORP COM ISIN US46612J1016 CUSIP 46612J101 MORGAN STANLEY & CO INC OTHER CHARGES 3 27	- 900 000	97 945 80	18 393 91	79 551 89	0 00	79,551 89
28 Jul 00 31 Jul 00 Settled	JDS UNIPHASE CORP COM ISIN US46612J1016 CUSIP 46612J101 FIRST BOSTON CORPORATION OTHER CHARGES 1 35	- 300 000	40 267 32	6 078 84	34,188 48	0 00	34,188 48
14 Aug 00 17 Aug 00 Settled	JDS UNIPHASE CORP COM ISIN US46612J1016 CUSIP 46612J101 COWEN AND COMPANY OTHER CHARGES 5 57	1 400 000	167 070 43	- 28,367 94	138,702 49	0 00	138 702 49

THE WINTHROP ROCKFELLER FOUNDATION
990-PF
12/31/2000
71-0285871

The Northern Trust Company

Generated by The Northern Trust Company from periodic data on 26 Jan 01

◆ Investment Transaction Detail

Trade date Settle date Trade Status	Security description Asset ID Broker/Commission	Shares/PAR Price	Transaction amount	Realized gain/loss			Total
				Cost	Market	Translation	

Sales

Equities

15 Aug 00 18 Aug 00 Settled	JDS UNIPHASE CORP COM ISIN US46612J1016 CUSIP 46612J101 COWEN AND COMPANY OTHER CHARGES 3 96	1 000 000 118 713900	118 709 94	- 20 262 81	98 447 13	0 00	98 447 13
16 Aug 00 21 Aug 00 Settled	JDS UNIPHASE CORP COM ISIN US46612J1016 CUSIP 46612J101 COWEN AND COMPANY OTHER CHARGES 80	- 200 000 119 440600	23 887 32	4 052 56	19 834 76	0 00	19 834 76
26 Sep 00 29 Sep 00 Settled	JDS UNIPHASE CORP COM ISIN US46612J1016 CUSIP 46612J101 BEAR STEARNS SECURITIES CORP OTHER CHARGES 1 44	400 000 107 796900	43 117 32	- 8 105 13	35 012 19	0 00	35 012 19
27 Oct 00 1 Nov 00 Settled	JDS UNIPHASE CORP COM ISIN US46612J1016 CUSIP 46612J101 FIRST BOSTON CORPORATION OTHER CHARGES 5 77	2 200 000 78 631400	172 983 31	43 934 12	129,049 19	0 00	129 049 19
4 Oct 00 10 Oct 00 Settled	JOHNSON & JOHNSON COM CUSIP 478160104 EDWARDS A G / 15 00 OTHER CHARGES 94	300 000 93 138700	27 925 67	24 932 67	2 993 00	0 00	2 993 00
26 Sep 00 29 Sep 00 Settled	JUNIPER NETWORKS INC COM CUSIP 48263R104 BEAR STEARNS SECURITIES CORP OTHER CHARGES 1 16	150 000 231 083267	34,661 33	- 30 589 67	4,071 66	0 00	4 071 66
28 Sep 00 29 Sep 00 Settled	MAXIM INTEGRATED PRODS INC COM CUSIP 57772K101 BEAR STEARNS SECURITIES CORP OTHER CHARGES 1 03	- 400 000 76 640600	30 655 21	- 33 349 08	- 2 693 87	0 00	- 2 693 87
16 Nov 00 21 Nov 00 Settled	MAXIM INTEGRATED PRODS INC COM CUSIP 57772K101 BEAR STEARNS SECURITIES CORP OTHER CHARGES 1 29	600 000 64 501600	38 699 67	- 50 023 62	- 11,323 95	0 00	- 11 323 95
17 Nov 00 22 Nov 00 Settled	MAXIM INTEGRATED PRODS INC COM CUSIP 57772K101 BEAR STEARNS SECURITIES CORP OTHER CHARGES 75	- 350 000 64 254086	22 488 18	- 28,505 79	- 8,017 81	0 00	- 8,017 81

◆ Investment Transaction Detail

Trade date Settle date Trade Status	Security description Asset ID Broker/Commission	Shares/PAR Price	Transaction amount	Cost	Realized gain/loss		
					Market	Translation	Total
Sales							
Equities							
20 Nov 00 24 Nov 00 Settled	MAXIM INTEGRATED PRODS INC COM CUSIP 57772K101 THOMAS WEISEL PARTNERS LLC OTHER CHARGES 2 00	- 950 000 62 954200	59 804 49	- 74 931 25	- 15 126 76	0 00	- 15 126 76
13 Mar 00 16 Mar 00 Settled	MC DONALDS CORP COM CUSIP 580135101 BERNSTEIN SANFORD C & CO / 210 00 OTHER CHARGES 4 44	- 4 200 000 31 684900	132 862 14	187 405 42	- 54 543 28	0 00	- 54 543 28
14 Mar 00 17 Mar 00 Settled	MC DONALDS CORP COM CUSIP 580135101 BERNSTEIN SANFORD C & CO / 228 00 OTHER CHARGES 3 90	- 3 800 000 30 778500	116,726 40	135 809 03	- 19 082 63	0 00	- 19 082 63
26 Sep 00 29 Sep 00 Settled	MERCK & CO INC COM CUSIP 589331107 BEAR STEARNS SECURITIES CORP / 15 00 OTHER CHARGES 72	- 300 000 71 187500	21 340 53	22 353 45	- 1 012 92	0 00	- 1 012 92
18 Sep 00 22 Sep 00 Settled	MFO DRESDNER RCM CAP FDS INC MIDCAP CUSIP 26156M108	- 32 956 690 10 620000	350 000 00	196 970 79	153,029 21	0 00	153 029 21
26 Sep 00 6 Oct 00 Settled	MFO DRESDNER RCM CAP FDS INC MIDCAP CUSIP 26156M108	91 121 500 10 700000	975 000 00	- 630 263 89	344 736 11	0 00	344 736 11
26 Oct 00 1 Nov 00 Settled	MFO DRESDNER RCM CAP FDS INC MIDCAP CUSIP 26156M108	- 23 659 310 9 510000	225 000 00	147 556 01	77 443 99	0 00	77 443 99
11 Dec 00 14 Dec 00 Settled	MFO DRESDNER RCM CAP FDS INC MIDCAP CUSIP 26156M108	- 16,146 990 8 980000	145 000 00	- 99 626 93	45,373 07	0 00	45,373 07
2 Jun 00 7 Jun 00 Settled	MICROSOFT CORP COM CUSIP 594918104 GOLDMAN SACHS & COMPANY OTHER CHARGES 2 20	1 000 000 65 817700	65 815 50	- 113 714 83	- 47 899 33	0 00	- 47 899 33
28 Sep 00 29 Sep 00 Settled	MICROSOFT CORP COM CUSIP 594918104 BEAR, STEARNS, SECURITIES CORP OTHER CHARGES 4 21	- 2 000 000 63 093800	126 183 39	- 200 092 66	- 73 909 27	0 00	- 73 909 27

THE WINTHROP ROCKFELLER FOUNDATION
990-PF
12/31/2000
71-0285871

The Northern Trust Company

Generated by The Northern Trust Company from periodic data on 26 Jan 01

◆ Investment Transaction Detail

Trade date Settle date Trade Status	Security description Asset ID Broker/Commission	Shares/PAR Price	Transaction amount	Cost	Market	Realized gain/loss Translation	Total
Sales							
Equities							
17 May 00 22 May 00 Settled	MOTOROLA INC COM CUSIP 620076109 LEHMAN BROTHERS INC / 50 00 OTHER CHARGES 3 16	1 000 000 94 567800	94 514 64	- 90 425 00	4 089 64	0 00	4 089 64
18 May 00 23 May 00 Settled	MOTOROLA INC COM CUSIP 620076109 MORGAN STANLEY & CO INC / 35 00 OTHER CHARGES 2 19	700 000 93 483000	65 400 91	- 55,501 21	9 899 70	0 00	9 899 70
1 Jun 00 6 Jun 00 Settled	MOTOROLA INC COM CUSIP 620076109 GOLDMAN SACHS & COMPANY / 40 00 OTHER CHARGES 2 65	800 000 99 059200	79 204 71	- 56 757 41	22 447 30	0 00	22 447 30
13 Jun 00 16 Jun 00 Settled	MOTOROLA INC COM CUSIP 620076109 ROCHDALE SECURITIES CORPORATION / 150 00 OTHER CHARGES 3 41	3 000 000 34 067700	102 049 69	- 70 888 60	31 161 09	0 00	31 161 09
14 Jul 00 19 Jul 00 Settled	NEXTEL COMMUNICATIONS INC CL A COM STK CUSIP 65332V103 SMITH BARNEY INC OTHER CHARGES 2 17	900 000 72 062500	64 854 08	- 46 314 99	18 539 09	0 00	18 539 09
28 Sep 00 29 Sep 00 Settled	NEXTEL COMMUNICATIONS INC CL A COM STK CUSIP 65332V103 BEAR STEARNS, SECURITIES CORP OTHER CHARGES 1 56	1 000 000 46 643800	46 642 24	51 461 10	- 4 818 86	0 00	- 4 818 86
26 Sep 00 29 Sep 00 Settled	NIKE INC CL B COM CUSIP 654106103 BEAR, STEARNS SECURITIES CORP / 85 00 OTHER CHARGES 2 28	- 1,700 000 40 143400	68,156 50	89 855 05	- 21 698 55	0 00	- 21,698 55
7 Dec 00 12 Dec 00 Settled	NIKE INC CL B COM CUSIP 654106103 GOLDMAN SACHS & COMPANY / 75 00 OTHER CHARGES 2 06	1 500 000 41 098700	61,570 99	76 477 82	- 14 906 83	0 00	- 14 906 83
28 Sep 00 29 Sep 00 Settled	ORACLE CORP COM CUSIP 68389X105 BEAR STEARNS SECURITIES CORP OTHER CHARGES 3 19	1 200 000 79 734400	95 678 09	- 101 691 96	- 6 013 87	0 00	- 6 013 87

THE WINTHROP ROCKFELLER FOUNDATION
990-PF
12/31/2000
71-0285871

The Northern Trust Company

Generated by The Northern Trust Company from periodic data on 26 Jan 01

Investment Transaction Detail

Trade date Settle date Trade Status	Security description Asset ID Broker/Commission	Shares/PAR Price	Transaction amount	Realized gain/loss			Total
				Cost	Market	Translation	
Sales							
Equities							
20 Nov 00 24 Nov 00 Settled	ORACLE CORP COM CUSIP 68389X105 PRUDENTIAL SECURITIES INCORP OTHER CHARGES 1 25	- 1 500 000	37,498 75	- 61 394 01	23 895 26	0 00	- 23,895 26
30 Nov 00 5 Dec 00 Settled	ORACLE CORP COM CUSIP 68389X105 GOLDMAN SACHS & COMPANY OTHER CHARGES 81	- 1 000 000	24 136 29	39 967 80	- 15 831 51	0 00	- 15,831 51
15 Dec 00 20 Dec 00 Settled	ORACLE CORP COM CUSIP 68389X105 GOLDMAN SACHS & COMPANY OTHER CHARGES 2 14	- 2 200 000	64 128 52	66 708 90	- 22 580 38	0 00	- 22,580 38
2 Mar 00 20 Mar 00 Settled	PALM INC COM STK ISIN# US6966421074 CUSIP 696642107	- 300 000	35,816 94	11 400 00	24 416 94	0 00	24,416 94
28 Sep 00 29 Sep 00 Settled	PFIZER INC COM CUSIP 717081103 BEAR STEARNS SECURITIES CORP / 250 00 OTHER CHARGES 7 27	5 000 000	217 799 23	158,083 34	59 715 89	0 00	59,715 89
26 Sep 00 29 Sep 00 Settled	PHARMACIA CORP COM CUSIP 71713U102 BEAR STEARNS SECURITIES CORP / 30 00 OTHER CHARGES 1 17	600 000	34 812 57	35 252 58	- 440 01	0 00	- 440 01
28 May 00 1 Jun 00 Settled	PROCTER & GAMBLE CO COM CUSIP 742718109 SMITH BARNEY INC / 15 00 OTHER CHARGES 67	- 300 000	19 818 05	- 25 214 43	- 5 396 38	0 00	- 5,396 38
30 May 00 2 Jun 00 Settled	PROCTER & GAMBLE CO COM CUSIP 742718109 SMITH BARNEY INC / 25 00 OTHER CHARGES 1 11	500 000	33 002 09	- 41 248 75	- 8,246 66	0 00	- 8 246 66
28 Nov 00 1 Dec 00 Settled	PROCTER & GAMBLE CO COM CUSIP 742718109 PRUDENTIAL SECURITIES INCORP / 40 00 OTHER CHARGES 1 97	- 800 000	58 872 75	56 007 28	2,865 47	0 00	2 865 47
12 Dec 00 15 Dec 00 Settled	PROCTER & GAMBLE CO COM CUSIP 742718109 WACHOVIA SECURITIES / 50 00 OTHER CHARGES 2 38	- 1,000 000	71 169 32	- 68 470 22	2 699 10	0 00	2 699 10

THE WINTHROP ROCKFELLER FOUNDATION
990-PF
12/31/2000
71-0285871

The Northern Trust Company

Generated by The Northern Trust Company from periodic data on 26 Jan 01

◆ Investment Transaction Detail

Trade date Settle date Trade Status	Security description Asset ID Broker/Commission	Shares/PAR Price	Transaction amount	Cost	Realized gain/loss		
					Market	Translation	Total
Sales							
Equities							
28 Aug 00 31 Aug 00 Settled	QUALCOMM INC COM CUSIP 747525103 FIRST BOSTON CORPORATION OTHER CHARGES 2 01	- 1,000 000 60 070300	60 068 29	17 596 90	42 471 39	0 00	42,471 39
28 Sep 00 29 Sep 00 Settled	QUALCOMM INC COM CUSIP 747525103 BEAR STEARNS SECURITIES CORP OTHER CHARGES 1 43	600 000 71 218800	42 729 85	10 371 92	32 357 93	0 00	32 357 93
28 Sep 00 29 Sep 00 Settled	QWEST COMMUNICATIONS INTL INC COM CUSIP 749121109 BEAR STEARNS SECURITIES CORP / 100 00 OTHER CHARGES 3 28	2,000 000 49 118800	98 134 32	101 413 40	- 3 279 08	0 00	- 3 279 08
28 Jul 00 31 Jul 00 Settled	SAFWAY INC COM NEW CUSIP 786514208 BROADCORT CAPITAL CORP / 90 00 OTHER CHARGES 2 35	- 1 500 000 46 812500	70 126 40	79 031 25	- 8,904 85	0 00	- 8 904 85
28 Sep 00 29 Sep 00 Settled	SAFWAY INC COM NEW CUSIP 786514208 BEAR STEARNS SECURITIES CORP / 25 00 OTHER CHARGES 89	500 000 52 837500	26 392 86	- 26 343 75	49 11	0 00	49 11
28 Sep 00 29 Sep 00 Settled	SBC COMMUNICATIONS INC COM CUSIP 78387G103 BEAR STEARNS SECURITIES CORP / 90 00 OTHER CHARGES 2 95	- 1,800 000 49 006900	88 119 47	- 98 541 00	- 10,421 53	0 00	- 10 421 53
5 Dec 00 8 Dec 00 Settled	SBC COMMUNICATIONS INC COM CUSIP 78387G103 BERNSTEIN SANFORD C & CO / 10 00 OTHER CHARGES 36	- 200 000 53 015300	10 592 70	10 949 00	- 356 30	0 00	- 356 30
15 Dec 00 20 Dec 00 Settled	SBC COMMUNICATIONS INC COM CUSIP 78387G103 MERRILL LYNCH PIERCE FENNER & SMITH / 100 00 OTHER CHARGES 3 64	2 000 000 54 599100	109 094 56	100 026 88	9,067 68	0 00	9 067 68
28 Sep 00 28 Sep 00 Settled	SDL INC COM CUSIP 784078101 BEAR STEARNS SECURITIES CORP OTHER CHARGES 1 52	- 130 000 349 687462	45 457 85	47 972 48	- 2,514 63	0 00	- 2 514 63

◆ Investment Transaction Detail

Trade date Settle date Trade Status	Security description Asset ID Broker/Commission	Shares/PAR Price	Transaction amount	Cost	Market	Realized gain/loss Translation	Total
Sales							
Equities							
26 Sep 00 29 Sep 00 Settled	SIEBEL SYS INC COM CUSIP 826170102 BEAR, STEARNS SECURITIES CORP OTHER CHARGES 2 85	- 800 000 108 656300	85 322 19	- 74,575 00	10,747 19	0 00	10 747 19
26 Sep 00 29 Sep 00 Settled	SUN MICROSYSTEMS INC COM STK \$ 00067 PAR CUSIP 866810104 BEAR STEARNS SECURITIES CORP OTHER CHARGES 3 18	- 800 000 118 960900	95,165 54	72 169 92	22 995 62	0 00	22 995 62
26 Sep 00 29 Sep 00 Settled	SYSCO CORP COM CUSIP 871829107 BEAR STEARNS, SECURITIES CORP / 35 00 OTHER CHARGES 1 06	700 000 45 276800	31 657 70	30 293 62	1 364 08	0 00	1,364 08
26 Sep 00 29 Sep 00 Settled	TARGET CORP COM CUSIP 87812E106 BEAR STEARNS SECURITIES CORP / 50 00 OTHER CHARGES 85	1 000 000 25 231300	25 180 45	- 34 521 05	9 340 60	0 00	- 9 340 60
4 Oct 00 10 Oct 00 Settled	TX INSTRS INC COM CUSIP 882508104 BRIDGE TRADING COMPANY / 50 00 OTHER CHARGES 1 64	- 1 000 000 49 001900	48 850 26	- 98 998 05	- 50 047 79	0 00	50 047 79
10 Oct 00 13 Oct 00 Settled	TX INSTRS INC COM CUSIP 882508104 BRIDGE TRADING COMPANY / 80 00 OTHER CHARGES 2 28	- 1 600 000 42 677500	68,201 72	142 784 08	- 74,582 36	0 00	- 74 582 36
26 Sep 00 29 Sep 00 Settled	VERITAS SOFTWARE CORP CUSIP 823436109 BEAR STEARNS SECURITIES CORP OTHER CHARGES 90	200 000 134 843800	20 967 86	- 27 814 78	- 846 90	0 00	- 846 90
17 Aug 00 22 Aug 00 Settled	VERIZON COMMUNICATIONS COM CUSIP 02343V104 ROCHDALE SECURITIES CORPORATION / 74 50 OTHER CHARGES 2 02	1,490 000 40 626799	60 457 41	- 86 836 06	- 26 378 65	0 00	- 26,378 65
21 Aug 00 24 Aug 00 Settled	VERIZON COMMUNICATIONS COM CUSIP 92343V104 BRIDGE TRADING COMPANY / 20 00 OTHER CHARGES 58	- 400 000 43 243800	17 278 94	- 22 701 28	- 5 424 34	0 00	5,424 34

◆ Investment Transaction Detail

Trade date Settle date Trade Status	Security description Asset ID Broker/Commission	Shares/PAR Price	Transaction amount	Cost	Market	Realized gain/loss Translation	Total
Sales							
Equities							
25 Aug 00 30 Aug 00 Settled	VERIZON COMMUNICATIONS COM CUSIP 92343V104 J P MORGAN SECURITIES INC / 30 00 OTHER CHARGES 87	600 000 43 051100	25 799 79	- 33 850 68	- 8,050 89	0 00	- 8,050 89
8 Sep 00 13 Sep 00 Settled	VERIZON COMMUNICATIONS COM CUSIP 92343V104 J P MORGAN SECURITIES INC / 150 00 OTHER CHARGES 4 40	- 3,000 000 43 937500	131,658 10	- 158,185 08	- 26,526 98	0 00	- 26,526 98
28 Sep 00 29 Sep 00 Settled	WAL-MART STORES INC COM CUSIP 931142103 BEAR STEARNS SECURITIES CORP / 100 00 OTHER CHARGES 3 18	2 000 000 47 668800	95 234 42	130 508 00	- 35 273 58	0 00	- 35 273 58
28 Sep 00 29 Sep 00 Settled	WELLS FARGO & CO NEW COM STK CUSIP 949746101 BEAR STEARNS SECURITIES CORP / 25 00 OTHER CHARGES 77	500 000 46 200000	23 074 23	- 20 226 80	2,847 43	0 00	2,847 43
28 Sep 00 29 Sep 00 Settled	WORLDCOM INC GA NEW COM STK ISIN# US98157D1063 CUSIP 98157D106 BEAR STEARNS SECURITIES CORP OTHER CHARGES 1 71	2 000 000 25 631300	51 260 89	- 37 322 01	13 938 88	0 00	13,938 88
28 Sep 00 29 Sep 00 Settled	XILINX INC COM CUSIP 983919101 BEAR STEARNS SECURITIES CORP OTHER CHARGES 2 71	- 1 000 000 81 087500	81 084 79	- 45 904 00	35,180 79	0 00	35,180 79
4 Oct 00 10 Oct 00 Settled	XILINX INC COM CUSIP 983919101 GOLDMAN SACHS & COMPANY OTHER CHARGES 1 49	500 000 89 077300	44 537 16	- 22 580 85	21 956 31	0 00	21,956 31
19 Oct 00 24 Oct 00 Settled	XILINX INC COM CUSIP 983919101 BEAR STEARNS SECURITIES CORP OTHER CHARGES 2 42	- 1 000 000 72 321600	72 319 18	- 45 161 70	27 157 48	0 00	27,157 48
30 Nov 00 5 Dec 00 Settled	XILINX INC COM CUSIP 983919101 DB CLEARING SERVICES OTHER CHARGES 3 39	- 2 600 000 39 002800	101 403 89	- 107 369 98	- 5 966 09	0 00	- 5 966 09

THE WINTHROP ROCKFELLER FOUNDATION
990-PF
12/31/2000
71-0285871

The Northern Trust Company

Generated by The Northern Trust Company from periodic data on 26 Jan 01

◆ Investment Transaction Detail

Trade date	Security description	Shares/PAR	Transaction amount	Cost	Market	Realized gain/loss	Total
Settle date	Asset ID	Price				Translation	
Trade Status	Broker/Commission						

Sales

Equities							
1 Dec 00	XILINK INC COM	900 000	36 430 78	- 30,908 48	5 522 30	0 00	5,522 30
8 Dec 00	CUSIP 983919101						
Settled	DB CLEARING SERVICES OTHER CHARGES 1 22	40 480000					
8 May 00	YAHOO INC COM	600 000	73 142 96	49 220 55	23,922 41	0 00	23 922 41
11 May 00	CUSIP 984332106						
Settled	DONALDSON LUFKIN & JENRETTE SECURITIES CORP OTHER CHARGES 2 44	121 909000					
26 Sep 00	YAHOO INC COM	- 500 000	52 079 51	- 39 937 50	12 142 01	0 00	12 142 01
28 Sep 00	CUSIP 984332106						
Settled	BEAR, STEARNS SECURITIES CORP OTHER CHARGES 1 74	104 162500					
4 Oct 00	YAHOO INC COM	- 300 000	25 606 06	- 23 906 97	1 699 09	0 00	1 699 09
10 Oct 00	CUSIP 984332106						
Settled	MORGAN STANLEY & CO INC OTHER CHARGES 86	85 356400					
12 Dec 00	YAHOO INC COM	- 2 200 000	79 788 25	- 164 492 04	- 84 703 79	0 00	- 84 703 79
15 Dec 00	CUSIP 984332106						
Settled	B TRADE SERVICES / 66 00 OTHER CHARGES 2 67	36 298600					
Total United States USD			13,830,651 00	- 11,686,283 83	2,144,367 17	0 00	2,144,367 17
Total common stock			16,254,509 31	- 13,248,342 41	3,006,166 90	0 00	3,006,166 90
Total equities			16,254,509 31	- 13,248,342 41	3,006,166 90	0 00	3,006,166 90
Total sales		- 529,565 36	16,254,509 31	- 13,248,342 41	3,006,166 90	0 00	3,006,166 90

THE WINTHROP ROCKFELLER FOUNDATION
990-PF
12/31/2000
71-0285871

The Northern Trust Company

Generated by The Northern Trust Company from periodic data on 26 Jan 01

SCHEDULE G - SALES AND REDEMPTIONS
FOR PERIOD 01/01/00 THRU 11/30/00

PAGE 14

ACCOUNT NO 72-0061-06-8

WINTHROP ROCKEFELLER FOUNDATION
RCM CAPITAL MANAGEMENT, INC - EQUITY
FIRST COMMERCIAL TRUST COMPANY, N A
CUSTODIAN

DATE	DESCRIPTION	BROKER COMMISSION	PROCEEDS	COST	REALIZED GAIN/LOSS
EQUITY					
TRANSOCEAN SEDCO FOREX INC					
01/06/00	CASH IN LIEU FOR FRACTIONAL SHARES	00	23 63	00	23 63
01/20/00	SOLD 580 SHS 01/14/00 TO KEEFE BRUYETTEAND WOODS INC ● 34 875	29 00	20,197 82	18,691 21-	1,506 61
			-----	-----	-----
			20,221 45	18,691 21-	1,530 24
AMERICA ONLINE INC DEL COM					
01/19/00	SOLD 1000 SHS 01/13/00 TO FIDELITY CAPITAL MARKETS ● 61 824	50 00	61,771 93	13,079 50-	48,692 43
AMGEN INC					
02/08/00	SOLD 700 SHS 02/03/00 TO B-TRADE SERVICES LLC ● 63 9682	21 00	44,755 24	11,429 69-	33,325 55
AVANEX CORP COM					
02/09/00	SOLD 75 SHS 02/04/00 TO MORGAN STANLEY & CO , INC ● 177 6556	00	13,323 72	2,700 00-	10,623 72
BANK NEW YORK INC					
02/09/00	SOLD 3000 SHS 02/04/00 TO BRIDGE TRADING CO ● 38 4231	150 00	115,115 45	69,060 02-	46,055 43
02/10/00	SOLD 1000 SHS 02/07/00 TO BRIDGE TRADING CO ● 38 0738	50 00	38,022 53	20,074 70-	17,947 83
			-----	-----	-----
			153,137 98	89,134 72-	64,003 26
CARNIVAL CORP COM					
01/31/00	SOLD 900 SHS 01/26/00 TO LEHMAN BROTHERS INC ● 43 9753	45 00	39,531 45	45,224 46-	5,693 01-

THE WINTHROP ROCKEFELLER FOUNDATION
990-PF
12/31/2000
71-0285871

SCHEDULE G - SALES AND REDEMPTIONS
 FOR PERIOD 01/01/00 THRU 11/30/00

PAGE 15

ACCOUNT NO 72-0061-06-8

WINTHROP ROCKEFELLER FOUNDATION
 RCM CAPITAL MANAGEMENT, INC - EQUITY
 FIRST COMMERCIAL TRUST COMPANY, N A
 CUSTODIAN

DATE	DESCRIPTION	BROKER COMMISSION	PROCEEDS	COST	REALIZED GAIN/LOSS
02/01/00	SOLD 600 SHS 01/27/00 TO LEHMAN BROTHERS INC @ 42 7865	30 00	25,641 04	30,149 64-	4,508 60-
			-----	-----	-----
			65,172 49	75,374 10-	10,201.61-
03/06/00	CISCO SYS INC SOLD 1000 SHS 03/01/00 TO MERRILL LYNCH, PIERCE, FENNER & @ 133 0625 E M C CORP MASS	00	133,058 06	21,034 68-	112,023 38
01/06/00	SOLD 500 SHS 01/03/00 TO BEAR STEARNS SECURITIES CORP @ 110 4605 ENRON CORPORATION	25 00	55,203 40	7,388 30-	47,815 10
01/25/00	SOLD 1000 SHS 01/20/00 TO GOLDMAN, SACHS & CO @ 59 3846 EXTENSITY INC COM	60 00	59,322 62	31,772 70-	27,549 92
02/07/00	SOLD 100 SHS 01/27/00 TO COUNTY SECURITIES CORP USA @ 73 9375 FEDERAL NATIONAL MORTGAGE ASSN	00	7,393 50	2,000 00-	5,393 50
01/26/00	SOLD 1500 SHS 01/21/00 TO MCDONALD & COMPANY SECURITIES @ 56 4975	90 00	84,653 42	107,360 55-	22,707 13-
02/10/00	SOLD 500 SHS 02/07/00 TO KEEFE BRUYETTE AND WOODS INC @ 57 716	25 00	28,832 03	35,534 34-	6,702 31-
			-----	-----	-----
			113,485 45	142,894 89-	29,409 44-
02/18/00	GUIDANT CORP COM SOLD 2200 SHS 02/15/00 TO BERNSTEIN, SANFORD C, INC @ 64 2582	110 00	141,253 32	123,275 13-	17,978 19

THE WINTHROP ROCKEFELLER FOUNDATION
 990-PF
 12/31/2000
 71-0285871

SCHEDULE G - SALES AND REDEMPTIONS
FOR PERIOD 01/01/00 THRU 11/30/00

PAGE 16

ACCOUNT NO 72-0061-06-8

WINTHROP ROCKEFELLER FOUNDATION
RCM CAPITAL MANAGEMENT, INC - EQUITY
FIRST COMMERCIAL TRUST COMPANY, N A
CUSTODIAN

DATE	DESCRIPTION	BROKER COMMISSION	PROCEEDS	COST	REALIZED GAIN/LOSS
02/08/00	INTERNATIONAL BUSINESS MACHINES CORP SOLD 500 SHS 02/03/00 TO BROADCOURT CAPITAL CO ● 115 7416	25 00	57,843 87	32,751 82-	25,092 05
01/20/00	LILLY ELI & CO SOLD 1000 SHS 01/14/00 TO BRIDGE TRADING CO ● 68 3281	50 00	68,275 82	67,552 00-	723 82
01/20/00	LUCENT TECHNOLOGIES INC SOLD 1000 SHS 01/14/00 TO ROCHDALE SECURITIES CORPORATION ● 52 8627	50 00	52,810 93	29,642 06-	23,168 87
01/26/00	SOLD 1000 SHS 01/21/00 TO BRIDGE TRADING CO ● 52 5408	50 00	52,489 04	29,642 06-	22,846 98
01/31/00	SOLD 1000 SHS 01/26/00 TO BEAR STEARNS SECURITIES CORP ● 55 8477	50 00	55,795 83	53,205 23-	2,590 60
02/02/00	SOLD 1000 SHS 01/28/00 TO D A DAVIDSON & CO ● 56 24	50 00	56,188 12	76,768 40-	20,580 28-
			-----	-----	-----
	(OLD SECURITY) MCI WORLDCOM INC (NEW SECURITY) WORLDCOM INC 98157D106		217,283 92	189,257 75-	28,026 17
01/20/00	SOLD 1000 SHS 01/14/00 TO PAINE WEBBER JACKSON & CURTIS ● 46 6913	00	46,689 74	32,770 22-	13,919 52
02/01/00	MCDONALD'S CORP SOLD 1000 SHS 01/27/00 TO U S CLEARING CORPORATION ● 37 5244	50 00	37,473 14	30,681 25-	6,791 89

THE WINTHROP ROCKEFELLER FOUNDATION
990-PF
12/31/2000
71-0285871

SCHEDULE G - SALES AND REDEMPTIONS
FOR PERIOD 01/01/00 THRU 11/30/00

PAGE 17

ACCOUNT NO 72-0061-06-8

WINTHROP ROCKEFELLER FOUNDATION
RCM CAPITAL MANAGEMENT, INC - EQUITY
FIRST COMMERCIAL TRUST COMPANY, N A
CUSTODIAN

DATE	DESCRIPTION	BROKER COMMISSION	PROCEEDS	COST	REALIZED GAIN/LOSS
	NEXTEL COMMUNICATIONS INC CL A				
02/17/00	SOLD 300 SHS 02/14/00 TO GOLDMAN,SACHS & CO @ 123 5625	00	37,067 51	7,794 24-	29,273 27
	NOKIA CORP SPONSORED ADR				
02/18/00	SOLD 300 SHS 02/15/00 TO THE CHICAGO CORP @ 188 9753	15 00	56,675 70	10,634 43-	46,041 27
	ORGANIC INC OC-COM				
02/16/00	SOLD 200 SHS 02/10/00 TO GOLDMAN,SACHS & CO @ 51 6144	00	10,322 53	4,000 00-	6,322 53
	QUALCOMM INC COM				
01/06/00	SOLD 100 SHS 01/03/00 TO INSTINET @ 192 8422	4 00	19,279 57	3,583 83-	15,695 74
01/06/00	SOLD 1000 SHS 01/03/00 TO B-TRADE SERVICES LLC @ 182 1795	30 00	182,143 42	30,365 84-	151,777 58
01/19/00	SOLD 300 SHS 01/13/00 TO SALOMON SMITH BARNEY @ 141 5249	00	42,456 05	5,279 07-	37,176 98
02/04/00	SOLD 500 SHS 02/01/00 TO FIRST UNION CAPITAL MARKETS @ 136 4567	00	68,226 07	8,798 45-	59,427 62
			-----	-----	-----
			312,105 11	48,027 19-	264,077 92
01/21/00	RCM GROWTH EQUITY FUND SOLD 14,863 258 SHARES T/D 01/18 @ \$8 41	00	125,000 00	108,947 68-	16,052 32

THE WINTHROP ROCKEFELLER FOUNDATION
990-PF
12/31/2000
71-0285871

SCHEDULE G - SALES AND REDEMPTIONS
FOR PERIOD 01/01/00 THRU 11/30/00

PAGE 18

ACCOUNT NO 72-0061-06-8

WINTHROP ROCKEFELLER FOUNDATION
RCM CAPITAL MANAGEMENT, INC - EQUITY
FIRST COMMERCIAL TRUST COMPANY, N A
CUSTODIAN

DATE	DESCRIPTION	BROKER COMMISSION	PROCEEDS	COST	REALIZED GAIN/LOSS
02/22/00	SOLD 33,119 658 SHARES T/D 02/15 @ \$9 36	00	310,000 00	242,767 09-	67,232 91
			-----	-----	-----
			435,000 00	351,714 77-	83,285 23
02/18/00	SBC COMMUNICATIONS INC NEW SOLD 2000 SHS 02/15/00 TO WACHOVIA SECURITIES, INC @ 40 5762	100.00	81,049 69	73,889 80-	7,159 89
02/09/00	STMICROELECTRONICS N V SHS-N Y RGISTRY SOLD 300 SHS 02/04/00 TO BROADCOURT CAPITAL CO @ 211	15 00	63,282 89	22,277 42-	41,005 47
02/10/00	SOLD 200 SHS 02/07/00 TO GOLDMAN,SACHS & CO @ 202 9532	10 00	40,579 28	14,704 84-	25,874 44
			-----	-----	-----
			103,862 17	36,982 26-	66,879 91
01/26/00	TIME WARNER INC SOLD 500 SHS 01/21/00 TO BROADCOURT CAPITAL CO @ 90 5625	25 00	45,254 74	30,283 26-	14,971 48
03/06/00	UNITED TECHNOLOGIES CORP SOLD 3000 SHS 03/01/00 TO BEAR STEARNS SECURITIES CORP @ 49 1875	180 00	147,377 58	191,114 60-	43,737 02-
01/07/00	YAHOO INC SOLD 200 SHS 01/04/00 TO PRUDENTIAL SECURITIES INC @ 485 4502	00	97,086 80	34,576 46-	62,510 34
			-----	-----	-----
	TOTAL EQUITY		2,621,467 48	1,680,804 97-	940,662 51

THE WINTHROP ROCKEFELLER FOUNDATION
990-PF
12/31/2000
71-0285871

SCHEDULE G - SALES AND REDEMPTIONS
 FOR PERIOD 01/01/00 THRU 11/30/00

PAGE 19

ACCOUNT NO 72-0061-06-8

WINTHROP ROCKEFELLER FOUNDATION
 RCM CAPITAL MANAGEMENT, INC - EQUITY
 FIRST COMMERCIAL TRUST COMPANY, N A
 CUSTODIAN

DATE	DESCRIPTION	BROKER COMMISSION	PROCEEDS	COST	REALIZED GAIN/LOSS
	CASH EQUIVALENTS				
	TRUST MONEY MARKET DEPOSIT FUND				
11/30/00	SALES (22) 01/01/00 TO 11/30/00	00	1,254,897 28	1,254,897 28-	00
	TOTAL CASH EQUIVALENTS		1,254,897 28	1,254,897 28-	00
	TOTAL SALES AND REDEMPTIONS		3,876,364 76	2,935,702 25-	940,662 51

THE WINTHROP ROCKEFELLER FOUNDATION
 990-PF
 12/31/2000
 71-0285871

◆ Investment Transaction Detail

Trade date Settle date Trade Status	Security description Asset ID Broker/Commission	Shares/PAR Price	Transaction amount	Cost	Realized gain/loss		Total
					Market	Translation	

Sales

Fixed Income

Government bonds

United States - USD

28 Jun 00 10 Jul 00 Settled	US TREAS BDS 6 125 DUE 08-15 2029 BEO CUSIP 812810FJ2 MORGAN STANLEY & CO INC	- 150 000 000 100 230466	150,345 70	- 152,082 50	- 1,716 80	0 00	- 1,716 80
31 Oct 00 3 Nov 00 Settled	US TREAS BDS 6 125 DUE 08 15-2029 BEO CUSIP 812810FJ2 DEUTSCHE BANK GOVT SEC SEC INC	- 150 000 000 103 531247	155 296 87	- 148,629 78	8 667 09	0 00	8,667 09
22 Mar 00 27 Mar 00 Settled	US TREAS NTS DTD 08/15/1999 6 DUE 08-15-2009 REG CUSIP 8128275N8 PAINE WEBBER INC	175 000 000 97 859377	171 253 91	- 167,535 18	3 718 75	0 00	3 718 75
15 Mar 00 17 Mar 00 Settled	US TREAS NTS 5 375 DUE 02 15-2001 REG CUSIP 8128273W0 LEHMAN BROTHERS INC OTHER CHARGES 01	- 425 000 000 99 078100	421,081 92	424 550 73	- 3 468 81	0 00	- 3,468 81
14 Jun 00 18 Jun 00 Settled	US TREAS NTS 5 375 DUE 02 15 2001 REG CUSIP 8128273W0 FIRST UNION CAPITAL MARKETS CLEARANCE	575 000 000 99 281250	570 867 19	- 573,989 34	- 3 122 15	0 00	- 3,122 15

Investment Transaction Detail

Trade date	Security description	Shares/PAR	Transaction amount	Cost	Market	Realized gain/loss	Total
Settle date	Asset ID	Price				Translation	
Trade Status	Broker/Commission						

Sales

Fixed Income

7 Nov 00	US TREAS NTS 5 75 DUE 08 15-2010 REG	- 500,000 000	495 468 75	- 502 500 00	- 7,031 25	0 00	- 7 031 25
8 Nov 00	CUSIP 9128276J8						
Settled	DEUTSCHE BANK GOVT SEC SEC INC	99 093750					
14 Jun 00	US TREAS NTS 5 75 DUE 11-30 2002 REG	- 470 300 000	462 362 50	- 475 971 88	- 13 609 33	0 00	- 13 609 38
19 Jun 00	CUSIP 9128273Q3						
Settled	FIRST UNION CAPITAL MARKETS CLEARANCE	98 375000					
15 Aug 00	US TREAS NTS 6 5 DUE 02 15-2010 BEO	- 305 000 000	317 068 95	- 317,254 90	- 185 95	0 00	- 185 95
18 Aug 00	CUSIP 9128275Z1						
Settled	GOLDMAN SACHS & COMPANY	103 957032					
14 Sep 00	US TREAS NTS 6 5 DUE 02 15-2010 BEO	- 150 000 000	156,380 86	- 156,251 95	128 91	0 00	128 91
19 Sep 00	CUSIP 9128275Z1						
Settled	GOLDMAN SACHS & COMPANY OTHER CHARGES 01	104 253900					
3 Oct 00	US TREAS NTS 6 5 DUE 02-15-2010 BEO	- 150 000 000	155 877 45	- 158 274 42	- 396 97	0 00	- 396 97
11 Oct 00	CUSIP 9128275Z1						
Settled	SALOMON BROS INC	103 918300					
5 Dec 00	US TREAS NTS 6 5 DUE 02 15-2010 BEO	200 000 000	213 375 00	- 207,798 88	5 578 12	0 00	5 578 12
8 Dec 00	CUSIP 9128275Z1						
Settled	SALOMON BROS INC	106 687500					
5 Dec 00	US TREAS 6 125 BD DUE 11 15 2027 CV	180 600 000	188,353 12	- 184 555 77	3,797 35	0 00	3 797 35
8 Dec 00	OVER1 BILLION SEE SEC 3 992267						
Settled	CUSIP 912810FB9 DEUTSCHE BANK GOVT SEC SEC INC	104 640622					
7 Nov 00	US TREAS 6 375 BD DUE 8 15 2027	- 168 000 000	174 956 25	- 195,698 69	- 20,742 44	0 00	- 20,742 44
10 Nov 00	CUSIP 912810FA1						
Settled	DEUTSCHE BANK GOVT SEC SEC INC	104 140625					
14 Dec 00	US TREAS 6 375 BD DUE 8 15 2027	- 762 000 000	849 630 00	- 887 633 35	38,003 35	0 00	- 38 003 35
19 Dec 00	CUSIP 912810FA1						
Settled	WEXFORD CLEARING SERVICES	111 500000					
1 May 00	US TREAS 6 75 NT DUE 4-30-2000	- 800 000 000	800 000 00	- 816 750 00	- 16,750 00	0 00	- 16,750 00
1 May 00	CUSIP 912827T69						
Settled		0 000000					
Total United States - USD			5,282,318 47	- 5,365,455 35	- 83,136 88	0 00	- 83,136 88
Total government bonds			5,282,318 47	- 5,365,455 35	- 83,136 88	0 00	- 83,136 88

◆ Investment Transaction Detail

Trade date	Security description	Shares/PAR	Transaction amount	Cost	Market	Realized gain/loss	Total
Settle date	Asset ID	Price				Translation	
Trade Status	Broker/Commission						

Sales

Fixed Income

Government agencies

United States - USD

15 Dec 00	FHLB BD 5 125 02-28 2002	- 400 000 000	395 992 00	- 395 892 00	0 00	0 00	0 00
20 Dec 00	CUSIP 3133M7VB9						
Settled	LEWCO SECURITIES	98 998000					
15 Dec 00	FHLMC NT 6 25 10 15 2002	500 000 000	503 098 50	- 497,826 23	5,270 27	0 00	5,270 27
20 Dec 00	CUSIP 3134A3T48						
Settled	WEXFORD CLEARING SERVICES	100 619300					
15 Aug 00	FNMA NT 6 625 09-15 2009	- 305 000 000	298 296 10	- 292,940 03	5,358 07	0 00	5 358 07
18 Aug 00	CUSIP 31359MEY5						
Settled	GOLDMAN SACHS & COMPANY	97 802000					
14 Sep 00	FNMA NT 6 625 09-15 2009	- 195 000 000	191,774 70	- 185 381 66	6,413 04	0 00	6,413 04
21 Sep 00	CUSIP 31359MEY5						
Settled	GOLDMAN SACHS & COMPANY	98 346000					
27 Oct 00	FNMA 5 75 04 15 2003	- 500 000 000	492 160 00	- 500,090 15	- 7,930 15	0 00	7,930 15
1 Nov 00	CUSIP 31359MDT7						
Settled	SALOMON BROS INC	98 432000					
14 Sep 00	FNMA 6 375 DUE 06-15-2009 REG	105 000 000	101 566 50	- 104 690 48	3 123 98	0 00	- 3,123 98
18 Sep 00	CUSIP 31359MEV1						
Settled	GOLDMAN SACHS & COMPANY	96 730000					
20 Nov 00	FNMA 6 375 DUE 06-15-2009 REG	- 145 000 000	142,134 80	- 142,191 23	- 56 43	0 00	- 56 43
21 Nov 00	CUSIP 31359MEV1						
Settled	LEWCO SECURITIES	98 024000					
18 Dec 00	FNMA 6 375 DUE 06 15-2009 REG	- 250 000 000	256 474 61	245,157 30	11 317 31	0 00	11 317 31
21 Dec 00	CUSIP 31359MEV1						
Settled	DB CLEARING SERVICES	102 589843					
21 Dec 00	FNMA 6 375 DUE 06 15-2009 REG	1 600 000 000	1 643 281 60	- 1 589,008 73	74,274 87	0 00	74,274 87
27 Dec 00	CUSIP 31359MEV1						
Settled	SMITH BARNEY INC	102 705100					
Total United States - USD			4,024,776 81	- 3,933,255 81	91,521 00	0 00	91,521 00
Total government agencies			4,024,776 81	- 3,933,255 81	91,521 00	0 00	91,521 00

THE WINTHROP ROCKFELLER FOUNDATION
990-PF
12/31/2000
71-0285871

The Northern Trust Company

Generated by The Northern Trust Company from periodic data on 30 Jan 01

◆ Investment Transaction Detail

Trade date Settle date Trade Status	Security description Asset ID Broker/Commission	Shares/PAR Price	Transaction amount	Cost	Realized gain/loss		Total
					Market	Translation	

Sales

Fixed Income

Corporate bonds

Netherlands - USD

30 Jun 00 8 Jul 00 Settled	DEUTSCHE TELEKOM INTL FIN B V GTD NT 8 25 DUE 08-15-2030 BEO CUSIP 25156PAC7 DEUTSCHE BANK SECURITIES CORP	- 150 000 000 101 879000	152 818 50	- 149,898 50	2,922 09	0 00	2 922 09
14 Sep 00 21 Sep 00 Settled	TELEFONICA EUROPE B V U S NT 7 75 DUE 09-15-2010 BEO CUSIP 879385AC8 GOLDMAN SACHS & COMPANY	- 185 000 000 100 270000	185 499 50	- 184,345 10	1 154 40	0 00	1,154 40
14 Sep 00 21 Sep 00 Settled	TELEFONICA EUROPE B V U S NT 7 75 DUE 09 15 2010 BEO CUSIP 879385AC8 GRUNTA & COMPANY INCORPORATED	- 115 000 000 100 229000	115 263 35	- 114 592 80	670 45	0 00	670 45
Total Netherlands - USD			453,481 35	- 448 834 50	4,746 85	0 00	4,746 85

South Africa - USD

20 Dec 00 20 Dec 00 Settled	AFRICAN DEV BK 7 75 DUE 12-15 2001 REG CUSIP 008281AJ8 GOLDMAN SACHS & COMPANY	175 000 000 101 463000	177,560 25	- 178,810 00	950 25	0 00	950 25
Total South Africa - USD			177,560 25	- 178,810 00	950 25	0 00	950 25

United States - USD

18 May 00 23 May 00 Settled	ALBERTSONS INC SR DEB 8 7 DUE 05 01-2030BEO CUSIP 013104AH7 GOLDMAN SACHS & COMPANY	- 150 000 000 99 543000	149 214 50	- 149 658 50	- 342 00	0 00	- 342 00
4 May 00 10 May 00 Settled	AT&T CORP NTS 6 5 DUE 03 15 2029 BEO CUSIP 001957AW9 DEUTSCHE BANK SECURITIES CORP	- 150 000 000 81 295000	121 942 50	- 133 271 14	- 11 328 64	0 00	- 11,328 64
7 Dec 00 12 Dec 00 Settled	BRIT TELECOMMUNICATIONS P L C 8 125 DUE 12-15 2010 BEO CUSIP 111021AD3 SALOMON BROS INC	- 200 000 000 101 054000	202 108 00	- 199,674 00	2,434 00	0 00	2,434 00
8 Nov 00 13 Nov 00 Settled	CIT GROUP INC 7 5 DUE 11 14 2003 BEO CUSIP 125577AL0 DB CLEARING SERVICES	550 000 000 99 970000	549 835 00	- 549,560 00	275 00	0 00	275 00

Investment Transaction Detail

Trade date Settle date Trade Status	Security description Asset ID Broker/Commission	Shares/PAR Price	Transaction amount	Cost	Realized gain/loss		Total
					Market	Translation	
Sales							
Fixed Income							
7 Jun 00 14 Jun 00 Settled	DAIMLER CHRYSLER N AMER HI DG CORP 8DUE 06-15-2010 BEO CUSIP 233835AK3 GOLDMAN SACHS & COMPANY	- 320 000 000 101 221000	323 207 20	- 319,555 20	4,352 00	0 00	4,352 00
17 Mar 00 22 Mar 00 Settled	FORD MTR CO DEL GLOBAL LANDMARK SECS-GLOBL 7 45 DUE 07 16-2031 BEO CUSIP 345370CA6 GRUNTAL & COMPANY INCORPORATED	- 125 000 000 96 550000	120 637 50	- 125,955 00	- 5,267 50	0 00	- 5,267 50
8 Jun 00 13 Jun 00 Settled	FORD MTR CO DEL GLOBAL LANDMARK SECS-GLOBL 7 45 DUE 07-16 2031 BEO CUSIP 345370CA6 DEUTSCHE BANK SECURITIES CORP	- 190 000 000 94 585000	179,711 50	- 181 451 60	- 11,740 10	0 00	- 11,740 10
19 Dec 00 21 Dec 00 Settled	HELLER FINL INC NT 7 5 DUE 08-23 2002 BEO CUSIP 423326BQ5 SALOMON BROS INC	100 000 000 100 964000	100,964 00	- 89,938 00	1,028 00	0 00	1 028 00
25 Apr 00 28 Apr 00 Settled	HILFIGER TOMMY U S A INC 6 85 DUE 06 01-2008 REG CUSIP 430908AB9 SALOMON BROS INC	- 70 000 000 65 000000	45 500 00	69 828 50	- 24 328 50	0 00	- 24 328 50
13 Nov 00 15 Nov 00 Settled	HSEHD FIN CORP 6 4 DUE 06 17 2008 REG CUSIP 441812FY5 SALOMON BROS INC	100 000 000 92 069000	92 069 00	100 141 83	- 8 072 83	0 00	8,072 83
3 Mar 00 21 Mar 00 Settled	SPRINT CAP CORP NT DTD 05/06/1009 6 375 DUE 05 01-2008 BEO ISIN US852060AF95 CUSIP 852060AF9 GRUNTAL & COMPANY INCORPORATED	260 000 000 91 468000	260 683 80	- 260 208 15	- 8 524 35	0 00	- 8 524 35
20 Oct 00 24 Oct 00 Settled	UNILEVER CAP CORP NT 6 75 DUE 11-01-2003BEO CUSIP 904764AE7 GRUNTAL & COMPANY INCORPORATED	1 250 000 000 93 686000	1 246 075 00	- 1 245,637 50	437 50	0 00	437 50
13 Dec 00 18 Dec 00 Settled	WAL MART STORES INC NT 6 875 DUE 08 01-2002 BEO CUSIP 831142BG7 GRUNTAL & COMPANY INCORPORATED	300 000 000 101 113000	303 339 00	301 695 00	1 644 00	0 00	1,644 00
1 Jun 00 8 Jun 00 Settled	WORLDCOM INC GA NEW NT 6 25 DUE 05-15-2010 BEO CUSIP 98157DAD8 GOLDMAN SACHS & COMPANY	320 000 000 101 227000	323 926 40	- 315 164 80	8,761 60	0 00	8,761 60

Investment Transaction Detail

Trade date	Security description	Shares/PAR	Transaction	Cost	Market	Realized gain/loss	Total
Settle date	Asset ID	Price	amount			Translation	
Trade Status	Broker/Commission						

Sales

Fixed Income

19 May 00	WORLDCOM INC GA NT 6 4 DUE 08 15 2005	- 320 000 000	296 809 60	303,094 40	- 6 284 80	0 00	- 8,284 80
24 May 00	BEO						
Settled	CUSIP 98155KAH5 GRUNTAL & COMPANY INCORPORATED	92 753000					
Total United States - USD			4,316,873 00	- 4,373,831 62	- 56,958 62	0 00	- 56,958 62
Total corporate bonds			4,948,014 60	- 4,999,276 12	- 51,261 52	0 00	- 51,261 52

Government mortgage backed securities

United States - USD

24 Mar 00	GNMA POOL #781039 SER 2029 6 5 DUE	449 641 390	420 414 70	- 427,087 83	6 673 13	0 00	- 6 673 13
12 Apr 00	05 15 2029 REG						
Settled	CUSIP 36225BELB SALOMON BROS INC	93 500000					
Total United States - USD			420,114 70	- 427,087 83	- 6,673 13	0 00	- 6,673 13
Total government mortgage backed securities			420,414 70	- 427,087 83	- 6,673 13	0 00	- 6,673 13

Asset backed securities

United States - USD

18 Dec 00	CNH EQUIP TR SER 2000 A CL A 3 AST BKD	500 000 000	505 625 00	499,941 28	5 683 71	0 00	5,683 71
21 Dec 00	7 14 DUE 08-15 2004 BEO						
Settled	CUSIP 12613XAC5 FIRST UNION CAPITAL MARKETS CLEARANCE	101 125000					
4 May 00	COPELCO CAP RECEIVABLES LLC SER 2000 A	200 000 000	197 187 50	189,993 52	2 806 02	0 00	- 2 806 02
9 May 00	CL A 4 7 22 DUE 08 18 2005 BEO						
Settled	CUSIP 21724PAE5 PAINE WEBBER INC	98 593750					
14 Apr 00	HELLER EQUIP AST RECEIVABLES TR SER	500 000 000	496 894 50	- 499 980 15	3 085 62	0 00	- 3 085 62
19 Apr 00	1990-2 CL A3 6 55 DUE 03 14 2004 BEO						
Settled	CUSIP 423327AQ8 FIRST UNION CAPITAL MARKETS CLEARANCE	99 378900					
Total United States - USD			1,199,707 03	- 1,199,914 96	- 207 93	0 00	- 207 93
Total asset backed securities			1,199,707 03	- 1,199,914 96	- 207 93	0 00	- 207 93

JAN 00 31 DEC 00

Investment Transaction Detail

Trade date	Security description	Shares/PAR	Transaction	Cost	Market	Realized gain/loss	Total
Settle date	Asset ID	Price	amount			Translation	
Trade Status	Broker/Commission						

Sales

Fixed Income

Non-government backed c.m.o.s

United States - USD

14 Jun 00	CMO BEAR STEARNS COML MTG SECS INC CTF	- 100 000 000	101,554 69	- 100 465 70	1 088 99	0 00	1 088
19 Jun 00	2000-WF1 CL A 2 7 78 2-15-32 BEO						
Settled	CUSIP 07383FCV8 BEAR STEARNS SECURITIES CORP	101 554700					
18 Nov 00	CMO BEAR STEARNS COML MTG SECS INC CTF	- 200 000 000	208 414 06	- 200 828 80	7,485 28	0 00	7 485 28
29 Nov 00	2000-WF1 CL A-2 7 78 2 15 32 BEO						
Settled	CUSIP 07383FCV8 FIRST UNION CAPITAL MARKETS CLEARANCE	104 207031					
Total United States - USD			309,968 75	- 301,394 50	8,574 25	0 00	8,574 25
Total non-government backed c m o s			309,968 75	- 301,394 50	8,574 25	0 00	8,574 25
Total fixed income			10,185,200 36	- 18,228,384 57	- 41,184 21	0 00	- 41,184 21

Cash and Cash Equivalents

Commercial paper

United States - USD

17 Mar 00	GEN ELEC CAP CORP CPN 03 15 2000	- 500 000 000	500 000 00	- 497 843 75	2 156 25	0 00	2,156 25
17 Mar 00	CUSIP 36959HCF2						
Settled		0 000000					
Total United States - USD			500,000 00	- 497,843 75	2,156 25	0 00	2,156 25
Total commercial paper			500,000 00	- 497,843 75	2,156 25	0 00	2,156 25

Short term bills and notes

United States - USD

18 Nov 00	FFCB DISC NT 11 18 2000	- 1 900 000 000	1 890 893 30	- 1 890 893 30	0 00	0 00	0 00
18 Nov 00	CUSIP 31315KP79						
Settled		0 000000					

Portfolio Statement

JAN 00 31 DEC 00

Account number 05349
Account Name WROCKEFELLER-UTENDAHL

◆ Investment Transaction Detail

Trade date	Security description	Shares/PAR	Transaction	Cost	Market	Realized gain/loss	Total
Settle date	Asset ID	Price	amount			Translation	
Trade Status	Broker/Commission						

Sales

Cash and Cash Equivalents

Total United States - USD			1,890,893 30	- 1,890,893 30	0 00	0 00	0 00
Total short term bills and notes			1,890,893 30	- 1,890,893 30	0 00	0 00	0 00
Total cash and cash equivalents			2,390,803 30	- 2,388,737 05	2,156.25	0 00	2,156.25
Total sales		- 18,564,641 39	18,576,093 66	- 18,615,121 62	- 39,027 98	0 00	- 39,027 98

SCHEDULE G - SALES AND REDEMPTIONS
 FOR PERIOD 01/01/00 THRU 11/30/00

PAGE 18

ACCOUNT NO 72-0061-01-9

WINTHROP ROCKEFELLER FOUNDATION
 UTENDAHL CAPITAL MANAGEMENT, L P
 FIRST COMMERCIAL TRUST COMPANY, N A
 CUSTODIAN

DATE	DESCRIPTION	BROKER COMMISSION	PROCEEDS	COST	REALIZED GAIN/LOSS
FIXED INCOME					
COPELCO CAPITAL FUNDING CORP					
6 27% DUE 04/20/2005					
SERIES 1997-A CLASS A3					
01/21/00	PRIN PMT FOR 01/20/00	00	17,626 30	17,713 95-	87 65-
02/29/00	PRIN PMT FOR 02/20/00	00	17,512 54	17,599 62-	87 08-
			-----	-----	-----
			35,138 84	35,313 57-	174 73-
FHLMC GOLD POOL #G00587					
6 00% DUE 11/01/1996					
01/17/00	PRIN PMT FOR 01/01/00	00	4,356 24	4,049 94-	306 30
02/15/00	PRIN PMT FOR 02/01/00	00	3,828 78	3,559 57-	269 21
03/15/00	PRIN PMT FOR 03/01/00	00	3,761 82	3,497 32-	264 50
			-----	-----	-----
			11,946 84	11,106 83-	840 01
FEDERAL EXPRESS					
7 50% DUE 01/15/2018					
01/20/00	PRIN PMT FOR 01/15/00	00	2,819 29	3,079 35-	260 06-
FEDL HOME LN MTG DTD 01/12/1999					
DEB 5 000 DUE 01/15/2004					
02/29/00	SOLD 250000 02/28/00	00	232,715 00	244,150 00-	11,435 00-
TO PAINE WEBBER JACKSON & CURTIS					
@ 93 086					
FED NATL MTG ASSN 5 125% 02/13/04					
DTD 02/08/1999					
02/29/00	SOLD 25000 02/28/00	00	23,348 75	24,599 22-	1,250 47-
TO PAINE WEBBER JACKSON & CURTIS					
@ 93 395					
FED NTL MTG ASSN NT 7 250% 01/15/10					
02/15/00	SOLD 375000 02/10/00	00	372,662 84	375,377 80-	2,714 96-
TO NO BROKER USED					
@ 99 3768					
02/22/00	SOLD 325000 02/16/00	00	322,179 65	325,327 43-	3,147 78-
TO DUETSCHBANK SEC INC					
@ 99 1322					
			-----	-----	-----
			694,842 49	700,705 23-	5,862 74-

THE WINTHROP ROCKEFELLER FOUNDATION
 990-PF
 12/31/2000
 71-0285871

SCHEDULE G - SALES AND REDEMPTIONS
 FOR PERIOD 01/01/00 THRU 11/30/00

PAGE 19

ACCOUNT NO 72-0061-01-9

WINTHROP ROCKEFELLER FOUNDATION
 UTENDAHL CAPITAL MANAGEMENT, L P
 FIRST COMMERCIAL TRUST COMPANY, N A
 CUSTODIAN

DATE	DESCRIPTION	BROKER COMMISSION	PROCEEDS	COST	REALIZED GAIN/LOSS
FEDERAL NATL MTG ASSN					
DTD 11/12/1998 6 0% DUE 12/01/2028					
01/25/00	PRIN PMT FOR 01/01/00	00	7,378 65	7,303 71-	74 94
02/25/00	PRIN PMT FOR 02/01/00	00	5,181 60	5,128 97-	52 63
03/27/00	PRIN PMT FOR 03/01/00	00	3,418 50	3,383 78-	34 72
			-----	-----	-----
			15,978 75	15,816 46-	162 29
FNCL 7 5% 08/01/29					
01/25/00	PRIN PMT FOR 01/01/00	00	6,310 32	6,351 73-	41.41-
02/25/00	PRIN PMT FOR 02/01/00	00	4,952 48	4,984 98-	32 50-
03/27/00	PRIN PMT FOR 03/01/00	00	6,109 76	6,149 86-	40 10-
			-----	-----	-----
			17,372 56	17,486 57-	114 01-
FEDERAL NATL MTG ASSN MEDIUM TERM NT					
DTD 06/01/99 6 000% 07/01/29					
POOL 323812					
01/25/00	PRIN PMT FOR DECEMBER 1999	00	7,059 93	6,603 24-	456 69
02/25/00	PRIN PMT FOR JANUARY 2000	00	5,388 31	5,039 75-	348 56
03/27/00	PRIN PMT FOR 03/01/00	00	6,682 19	6,249 93-	432 26
			-----	-----	-----
			19,130 43	17,892 92-	1,237 51
FNMA					
6 00% DUE 04/01/2028					
POOL # 424186					
01/25/00	PRIN PMT FOR DECEMBER 1999	00	02	02-	00
FED NATL MTG ASSN 6 000% 12/01/28					
12/01/1998					
01/25/00	PRIN PMT FOR 02/01/00	00	2,825 43	2,790 11-	35 32
02/25/00	PRIN PMT FOR 02/01/00	00	2,027 33	2,001 99-	25 34
03/27/00	PRIN PMT FOR 03/01/00	00	2,853 26	2,817 59-	35 67
			-----	-----	-----
			7,706 02	7,609 69-	96 33

THE WINTHROP ROCKEFELLER FOUNDATION
 990-PF
 12/31/2000
 71-0285871

SCHEDULE G - SALES AND REDEMPTIONS
FOR PERIOD 01/01/00 THRU 11/30/00

PAGE 20

ACCOUNT NO 72-0061-01-9

WINTHROP ROCKEFELLER FOUNDATION
UTENDAHL CAPITAL MANAGEMENT, L P
FIRST COMMERCIAL TRUST COMPANY, N A
CUSTODIAN

DATE	DESCRIPTION	BROKER COMMISSION	PROCEEDS	COST	REALIZED GAIN/LOSS
	FIRST UNION LEHMAN BROTHERS 6 56% DTD 11/18/08				
02/02/00	SOLD 100000 01/28/00 TO FIRST UNION CAPITAL MARKETS @ 93 4453	00	93,445 30	97,125 00-	3,679 70-
	GNMA II POOL #2391 6 50% DUE 03/20/2027				
01/20/00	PRIN PMT FOR DECEMBER 1999	00	4,693 84	4,581 63-	112 21
02/21/00	PRIN PMT FOR JANUARY 2000	00	1,232 61	1,203 14-	29 47
03/20/00	PRIN PMT FOR 03/01/00	00	987 01	963 41-	23 60
			-----	-----	-----
			6,913 46	6,748 18-	165 28
	GNMA II POOL #2495 6 50% DUE 10/20/2027				
01/20/00	PRIN PMT FOR DECEMBER 1999	00	1,859 46	1,841 16-	18 30
02/21/00	PRIN PMT FOR JANUARY 2000	00	712 43	705 42-	7 01
03/20/00	PRIN PMT FOR 03/01/00	00	792 82	785 02-	7 80
			-----	-----	-----
			3,364 71	3,331 60-	33 11
	GNMA II POOL #2562 6 00% DUE 03/20/2028				
01/20/00	PRIN PMT FOR DECEMBER 1999	00	1,726 61	1,668 34-	58 27
02/21/00	PRIN PMT FOR JANUARY 2000	00	580 17	560 59-	19 58
03/20/00	PRIN PMT FOR 03/01/00	00	1,411 24	1,363 61-	47 63
			-----	-----	-----
			3,718 02	3,592 54-	125 48
	GNMA GTD PASS THRU POOL# '002630 ' 6 500% 08/20/28				
01/19/00	PRIN PMT FOR DECEMBER 1999	00	1,367 82	1,313 11-	54 71
02/21/00	PRIN PMT FOR JANUARY 2000	00	1,161 37	1,114 92-	46 45
03/20/00	PRIN PMT FOR 03/01/00	00	1,320 12	1,267 32-	52 80
			-----	-----	-----
			3,849 31	3,695 35-	153 96
	GNMA GTD PASS THRU POOL# 2728 6 000% 03/20/29				
01/20/00	PRIN PMT FOR DECEMBER 1999	00	1,945 60	1,893 01-	52 59

THE WINTHROP ROCKEFELLER FOUNDATION
990-PF
12/31/2000
71-0285871

SCHEDULE G - SALES AND REDEMPTIONS
FOR PERIOD 01/01/00 THRU 11/30/00

PAGE 21

ACCOUNT NO 72-0061-01-9

WINTHROP ROCKEFELLER FOUNDATION
UTENDAHL CAPITAL MANAGEMENT, L P
FIRST COMMERCIAL TRUST COMPANY, N A
CUSTODIAN

DATE	DESCRIPTION	BROKER COMMISSION	PROCEEDS	COST	REALIZED GAIN/LOSS
02/21/00	PRIN PMT FOR JANUARY 2000	00	1,932 97	1,880 72-	52 25
03/20/00	PRIN PMT FOR 03/01/00	00	1,548 31	1,506 46-	41 85
			-----	-----	-----
			5,426 88	5,280 19-	146 69
	GNMA GTD PASS THRU POOL#' 781039' 6 500% 05/15/29				
01/17/00	PRIN PMT FOR DECEMBER 1999	00	1,466 00	1,392 47-	73 53
02/15/00	PRIN PMT FOR JANUARY 2000	00	1,268 10	1,204 49-	63 61
03/15/00	PRIN PMT FOR 03/01/00	00	1,809 64	1,718 87-	90 77
			-----	-----	-----
			4,543 74	4,315 83-	227 91
	GENERAL MTRS ACCEP CORP DTD 01/19/00 7 750% DUE 01/19/2010				
01/25/00	SOLD 190000 01/20/00 TO GOLDMAN, SACHS & CO @ 99 191 HEART 1997-1 A2 6 39% DUE 05/25/2005 SERIES 1997-1 CLASS A2	00	188,462 90	189,764 40-	1,301 50-
01/26/00	PRIN PMT FOR 01/25/00	00	10,787 34	10,874 20-	86 86-
02/25/00	PRIN PMT FOR 02/25/00	00	14,592 90	14,710 40-	117 50-
			-----	-----	-----
			25,380 24	25,584 60-	204 36-
	HOUSEHOLD FINANCIAL CORP FLOATING RATE DUE 07/20/2017 SERIES 1991-A CLASS A				
01/21/00	PRIN PMT FOR 01/20/00	00	998 59	998 59-	00
02/24/00	PRIN PMT FOR 02/20/00	00	841 75	841 75-	00
			-----	-----	-----
			1,840 34	1,840 34-	00
	LEHMAN BROTHERS HLDGS INC DTD 01/26/00 7 750% DUE 01/15/2005				
01/27/00	SOLD 500000 01/21/00 TO GRUNTAL & ASSOCIATES @ 99 80025	00	499,001 25	498,845 00-	156 25

THE WINTHROP ROCKEFELLER FOUNDATION
990-PF
12/31/2000
71-0285871

SCHEDULE G - SALES AND REDEMPTIONS
FOR PERIOD 01/01/00 THRU 11/30/00

PAGE 22

ACCOUNT NO 72-0061-01-9

WINTHROP ROCKEFELLER FOUNDATION
UTENDAHL CAPITAL MANAGEMENT, L P
FIRST COMMERCIAL TRUST COMPANY, N A
CUSTODIAN

DATE	DESCRIPTION	BROKER COMMISSION	PROCEEDS	COST	REALIZED GAIN/LOSS
	THEGLOBE INC DTD 07/20/99 7 700% DUE 07/20/2029				
02/11/00	SOLD 175000 02/08/00 TO SALOMON BROTHERS @ 92 286	00	161,500 50	173,724 25-	12,223 75-
	VENDEE MORTGAGE TRUST 7 00% DUE 11/15/2014 SERIES 1998-1 CLASS 2A				
01/19/00	PRIN PMT FOR 01/01/00	00	2,411 64	2,460 63-	48 99-
02/15/00	PRIN PMT FOR 02/01/00	00	1,748 78	1,784 30-	35 52-
03/29/00	PRIN PMT FOR MARCH 2000	00	2,052 56	2,094 25-	41 69-
			-----	-----	-----
			6,212 98	6,339 18-	126 20-
	U S TREAS BDS DTD 11/16/98 BD 5 250 28				
02/08/00	SOLD 985000 02/03/00 TO FIRST UNION BANK, CHARLOTTE, NC @ 86 1094	00	848,177 34	860,831 01-	12,653 67-
	U S TREASURY BONDS 5 250 02/15/29				
02/08/00	SOLD 240000 02/03/00 TO PAINE WEBBER JACKSON & CURTIS @ 86 875	00	208,500 00	210,265 63-	1,765 63-
	U S TREASURY NOTES DTD 08/16/99 6 000% DUE 08/15/2009				
01/19/00	SOLD 175000 01/11/00 TO SALOMON BROTHERS @ 95 5	00	167,125 00	174,152 30-	7,027 30-
01/31/00	SOLD 190000 01/27/00 TO BEAR STEARNS SECURITIES CORP @ 94 8906	00	180,271 79	179,846 88-	424 91
			-----	-----	-----
			347,396 79	353,999 18-	6,602 39-

THE WINTHROP ROCKEFELLER FOUNDATION
990-PF
12/31/2000
71-0285871

SCHEDULE G - SALES AND REDEMPTIONS
 FOR PERIOD 01/01/00 THRU 11/30/00

PAGE 23

ACCOUNT NO 72-0061-01-9

WINTHROP ROCKEFELLER FOUNDATION
 UTENDAHL CAPITAL MANAGEMENT, L P
 FIRST COMMERCIAL TRUST COMPANY, N A
 CUSTODIAN

DATE	DESCRIPTION	BROKER COMMISSION	PROCEEDS	COST	REALIZED GAIN/LOSS
	VODAFONE AIRTOUCH PLC DTD 02/10/00 7 875% DUE 02/15/2030				
02/14/00	SOLD 500000 02/07/00 TO GRUNTAL & ASSOCIATES @ 98 727	00	493,635 00	493,480 00-	155 00
	WORLDCOM INC 7 75% DTD 4/01/97 MTD 4/01/2007				
02/10/00	SOLD 320000 02/07/00 TO GRUNTAL & ASSOCIATES @ 100 392	00	321,254 40	321,164 80-	89 60
	WORLDCOM INC C P DTD 08/11/98 6 400% DUE 08/15/2005				
01/25/00	SOLD 320000 01/20/00 TO GRUNTAL & ASSOCIATES @ 94 984	00	303,948 80	311,683 20-	7,734 40-
	TOTAL FIXED INCOME CASH EQUIVALENTS		4,587,570 95	4,649,370 14-	61,799 19-
	TRUST MONEY MARKET DEPOSIT FUND				
11/30/00	SALES (16) 01/01/00 TO 11/30/00	00	3,172,144 28	3,172,144 28-	00
	TOTAL CASH EQUIVALENTS		3,172,144 28	3,172,144 28-	00
	TOTAL SALES AND REDEMPTIONS		7,759,715 23	7,821,514 42-	61,799 19-

THE WINTHROP ROCKEFELLER FOUNDATION
 990-PF
 12/31/2000
 71-0285871

◆ Investment Transaction Detail

Trade date Settle date Trade Status	Security description Asset ID Broker/Commission	Shares/PAR Price	Transaction amount	Cost	Realized gain/loss		Total
					Market	Translation	

Sales

Fixed Income

Government bonds

Canada - USD

12 May 00	ONT PROV CDA 5 5 DUE 10 01-2008 BEO	- 325 000 000	278 739 50	- 297,722 75	- 18 983 25	0 00	- 18,983 25
17 May 00	CUSIP 683234MF2						
Settled	WARBURG DILLON READ LLC	85 766000					
Total Canada - USD			278,739 50	- 297,722 75	- 18,983 25	0 00	- 18,983 25

Malaysia - USD

17 Apr 00	MALAYSIA 8 75 DUE 06 01 2009 BEO	- 225 000 000	231 300 00	- 236 488 50	- 5 188 50	0 00	- 5,188 50
20 Apr 00	CUSIP 560904AE4						
Settled	CHASE LINCOLN FIRST BANK	102 800000					
Total Malaysia - USD			231,300 00	- 236,488 50	- 5 188 50	0 00	- 5,188 50

United States - USD

14 Jun 00	U S TREAS INFLATION INDEX 3 625 NT DUE	- 1 925 000 000	2,040 758 33	2 033 249 42	7 508 91	0 00	7 508 91
18 Jun 00	07-15-2002 REG						
Settled	CUSIP 9128273A8 LEHMAN BROTHERS INC	108 013420					
31 Aug 00	U S TREAS NTS 5 250 DUE 08-15 2003 REG	- 495,000 000	483 823 83	- 482 087 28	1 726 55	0 00	1,726 55
8 Sep 00	CUSIP 8128274N9						
Settled	GOLDMAN SACHS & COMPANY	97 742188					
14 Sep 00	U S TREAS NTS 5 250 DUE 08 15 2003 REG	- 600 000 000	587 531 25	584 532 80	2 998 45	0 00	2 998 45
18 Sep 00	CUSIP 9128274N9						
Settled	LEHMAN BROTHERS INC	97 921875					
29 Dec 00	U S TREAS NTS 5 250 DUE 08-15 2003 REG	- 770 000 000	772 285 84	- 749,360 64	22 925 30	0 00	22 925 30
3 Jan 01	CUSIP 8128274N9						
Pending	GREENWICH CAPITAL MARKETS INC	100 296875					
2 May 00	US TREAS BDS DTD 08/15/1993 6 25 DUE	165 000 000	163 891 41	- 170 414 06	6 522 65	0 00	- 6 522 65
4 May 00	08-15 2023 REG						
Settled	CUSIP 912810EQ7 FIRST BOSTON CORPORATION	99 328125					
3 May 00	US TREAS BDS DTD 08/15/1993 6 25 DUE	- 160 000 000	158 200 00	165 250 00	7 050 00	0 00	- 7,050 00
5 May 00	03 15 2023 REG						
Settled	CUSIP 812810EQ7 MORGAN STANLEY & CO INC	98 875000					

The Northern Trust Company

THE WINTHROP ROCKFELLER FOUNDATION
990-PF
12/31/2000
71-0285871

Generated by The Northern Trust Company from periodic data on 26 Jan 01

◆ Investment Transaction Detail

Trade date Settle date Trade Status	Security description Asset ID Broker/Commission	Shares/PAR Price	Transaction amount	Cost	Realized gain/loss		
					Market	Translation	Total
Sales							
Fixed Income							
17 May 00 18 May 00 Settled	US TREAS BDS DTD 08/15/1993 6 25 DUE 08-15 2023 REG CUSIP 912810EQ7 FIRST BOSTON CORPORATION	- 95 000 000 97 416000	92 545 20	- 98 117 19	- 5 571 99	0 00	- 5 571 99
3 Aug 00 8 Aug 00 Settled	US TREAS BDS DTD 08/15/1993 6 25 DUE 08 15 2023 REG CUSIP 912810EQ7 GREENWICH CAPITAL MARKETS INC	- 700 000 000 102 906250	720 343 75	- 709,287 74	11 056 01	0 00	11,056 01
15 Sep 00 20 Sep 00 Settled	US TREAS BDS DTD 08/15/1993 6 25 DUE 08-15 2023 REG CUSIP 912810EQ7 GREENWICH CAPITAL MARKETS INC	- 320 000 000 101 562500	325 000 00	- 322 556 78	2,443 22	0 00	2 443 22
7 Apr 00 11 Apr 00 Settled	US TREAS BDS 7 5 DUE 11-15 2016 REG CUSIP 912810DX3 FIRST BOSTON CORPORATION	- 525 000 000 114 937500	603 421 88	584 261 72	19 160 18	0 00	19 160 18
27 Apr 00 1 May 00 Settled	US TREAS NTS DTD 00865 6 5 DUE 02 15 2010 REG CUSIP 9128275Z1 LEHMAN BROTHERS INC	1 340 000 000 102 281250	1 370 568 75	- 1 417 062 50	46,493 75	0 00	- 46 493 75
6 Apr 00 10 Apr 00 Settled	US TREAS NTS DTD 08/15/1999 - NTS 6 DUE 08 15-2004 REG CUSIP 9128275M0 SALOMON BROS INC	1 700 000 000 99 014000	1 683 238 00	- 1 677 823 54	5 414 46	0 00	5,414 46
7 Apr 00 11 Apr 00 Settled	US TREAS NTS DTD 08/15/1999 - NTS 6 DUE 08-15 2004 REG CUSIP 9128275M0 FIRST BOSTON CORPORATION	- 650 000 000 99 085937	644 058 59	- 641 520 78	2 537 83	0 00	2,537 83
11 Jul 00 14 Jul 00 Settled	US TREAS NTS DTD 08/15/1999 - NTS 6 DUE 08 15 2004 REG CUSIP 9128275M0 SALOMON BROS INC	- 100 000 000 99 121093	99 121 09	- 98 764 85	356 24	0 00	356 24
1 Nov 00 6 Nov 00 Settled	US TREAS NTS DTD 08/15/1999 - NTS 6 DUE 08 15 2004 REG CUSIP 9128275M0 LEHMAN BROTHERS INC	- 4 000 000 000 100 535156	4 021 406 24	- 4 014,375 00	7 031 24	0 00	7,031 24
30 Nov 00 30 Nov 00 Settled	US TREAS NTS DTD 11/30/1998 4 625 DUE 11-30-2000 REG CUSIP 9128274W9	745 000 000 0 000000	745 000 00	- 745 026 73	28 73	0 00	- 26 73

◆ Investment Transaction Detail

Trade date	Security description	Shares/PAR	Transaction amount	Cost	Market	Realized gain/loss Translation	Total
Settle date	Asset ID	Price					
Trade Status	Broker/Commission						
Sales							
Fixed Income							
12 Sep 00 15 Sep 00 Settled	US TREAS NTS UST NT 6 5 DUE 10 15-2006 BEO CUSIP 912827Z62 GOLDMAN SACHS & COMPANY	280 000 000 102 437500	286 825 00	- 287,893 75	- 1 068 75	0 00	- 1 068 75
31 Oct 00 3 Nov 00 Settled	US TREAS NTS UST NT 6 5 DUE 10-15 2006 BEO CUSIP 912827Z62 DB CLEARING SERVICES	- 400,000 000 103 097655	412 390 62	- 410 531 25	1 859 37	0 00	1,859 37
31 Oct 00 3 Nov 00 Settled	US TREAS NTS UST NT 6 5 DUE 10 15-2006 BEO CUSIP 912827Z62 GREENWICH CAPITAL MARKETS INC	375 000 000 103 117187	386 689 45	- 384 980 27	1,709 18	0 00	1 709 18
1 Nov 00 6 Nov 00 Settled	US TREAS NTS UST NT 6 5 DUE 10 15 2006 BEO CUSIP 912827Z62 FIRST BOSTON CORPORATION	- 1 075 000 000 103 265625	1,110 105 47	- 1 101 193 70	8 911 77	0 00	8 911 77
7 Nov 00 10 Nov 00 Settled	US TREAS NTS UST NT 6 5 DUE 10 15 2006 BEO CUSIP 912827Z62 GOLDMAN SACHS & COMPANY	400 000 000 102 710938	410 843 75	- 409 093 75	1,750 00	0 00	1 750 00
8 Nov 00 13 Nov 00 Settled	US TREAS NTS UST NT 6 5 DUE 10 15-2006 BEO CUSIP 912827Z62 GREENWICH CAPITAL MARKETS INC	400 000 000 102 687500	410 750 00	- 409,093 75	1 658 25	0 00	1 658 25
9 Nov 00 14 Nov 00 Settled	US TREAS NTS UST NT 6 5 DUE 10-15 2006 BEO CUSIP 912827Z62 DB CLEARING SERVICES	400 000 000 103 035155	412 140 62	- 409 093 76	3 046 80	0 00	3,046 80
1 Dec 00 4 Dec 00 Settled	US TREAS NTS UST NT 6 5 DUE 10-15-2006 BEO CUSIP 912827Z62 DEUTSCHE BANK GOVT SEC SEC INC	2 360 000 000 104 667969	2 470 164 07	- 2 418 389 85	51,774 22	0 00	51,774 22
6 Dec 00 7 Dec 00 Settled	US TREAS NTS 5 5 DUE 03 31 2003 REG CUSIP 9128274B5 GREENWICH CAPITAL MARKETS INC	1 575 000 000 100 067500	1 575 984 38	- 1,557 013 77	18 970 61	0 00	18,970 61
18 Mar 00 20 Mar 00 Settled	US TREAS NTS 5 5 DUE 05 15-2009 REG CUSIP 9128275G3 FIRST BOSTON CORPORATION	- 855 000 000 93 625000	800 493 75	- 789 885 18	10 608 57	0 00	10 608 57

◆ Investment Transaction Detail

Trade date Settle date Trade Status	Security description Asset ID Broker/Commission	Shares/PAR Price	Transaction amount	Cost	Market	Realized gain/loss Translation	Total
Sales							
Fixed Income							
8 Jul 00 10 Jul 00 Settled	US TREAS NTS 5 5 DUE 05-15-2009 REG CUSIP 9128275G3 MERRILL LYNCH GOVERNMENT	200 000 000 95 679685	191 359 37	192 218 75	859 38	0 00	- 859 38
11 Jul 00 14 Jul 00 Settled	US TREAS NTS 5 5 DUE 05 15 2009 REG CUSIP 9128275G3 LEHMAN BROTHERS INC	220 000 000 95 636718	210 400 78	- 211 440 63	1 039 85	0 00	- 1 039 85
18 Aug 00 21 Aug 00 Settled	US TREAS NTS 5 5 DUE 05 15 2009 REG CUSIP 9128275G3 GOLDMAN SACHS & COMPANY	800 000 000 96 562500	772 500 00	- 763 770 97	8 729 03	0 00	8 729 03
13 Sep 00 18 Sep 00 Settled	US TREAS NTS 5 5 DUE 05 15 2009 REG CUSIP 9128275G3 GOLDMAN SACHS & COMPANY	- 240 000 000 97 335938	233,606 25	- 232 530 52	1 075 73	0 00	1 075 73
1 Nov 00 8 Nov 00 Settled	US TREAS NTS 5 5 DUE 05-15-2009 REG CUSIP 9128275G3 SALOMON BROS INC	- 500 000 000 97 757814	488 789 07	479 883 70	8 905 37	0 00	8 905 37
5 Oct 00 10 Oct 00 Settled	US TREAS NTS 5 5 DUE 05 31 2003 REG CUSIP 9128274H2 BEAR STEARNS SECURITIES CORP	1 865 000 000 98 757813	1 841 833 21	1 831 408 88	10 334 51	0 00	10 334 53
12 Dec 00 15 Dec 00 Settled	US TREAS NTS 5 75 DUE 08 15-2010 REG CUSIP 9128276J6 GOLDMAN SACHS & COMPANY	- 270,000 000 102 890626	277 804 69	276 334 20	1,470 49	0 00	1 470 49
14 Dec 00 18 Dec 00 Settled	US TREAS NTS 5 75 DUE 08 15 2010 REG CUSIP 9128276J6 SALOMON BROS INC	- 330 000 000 104 203124	343 870 31	337 741 80	6 128 51	0 00	6 128 51
14 Dec 00 19 Dec 00 Settled	US TREAS NTS 5 75 DUE 08 15 2010 REG CUSIP 9128276J6 FIRST BOSTON CORPORATION	- 400 000 000 104 039063	416 156 25	- 409 384 00	6 772 25	0 00	6 772 25
2 May 00 4 May 00 Settled	US TREAS NTS 6 5 DUE 08 31 2001 REG CUSIP 912827Z39 MERRILL LYNCH GOVERNMENT	- 500 000 000 99 742187	498 710 94	500 703 12	- 1 992 18	0 00	- 1 992 18
3 May 00 5 May 00 Settled	US TREAS NTS 6 5 DUE 08 31 2001 REG CUSIP 912827Z39 SALOMON BROS INC	- 500,000 000 99 750000	498,750 00	500 703 13	- 1 953 13	0 00	- 1,953 13
6 Sep 00 7 Sep 00 Settled	US TREAS NTS 6 5 DUE 08 31-2001 REG CUSIP 912827Z39 HSBC SECURITIES INC	925 000 000 100 156250	926 445 31	- 926,091 87	353 44	0 00	353 44

◆ Investment Transaction Detail

Trade date Settle date Trade Status	Security description Asset ID Broker/Commission	Shares/PAR Price	Transaction amount	Cost	Market	Realized gain/loss Translation	Total
---	---	---------------------	-----------------------	------	--------	-----------------------------------	-------

Sales

Fixed Income

27 Apr 00 1 May 00 Settled	US TREAS 8 025 BD DUE 02 15 2027 CUSIP 812810EZ7 GREENWICH CAPITAL MARKETS INC	50 000 000 105 449220	52 724 01	54 044 02	- 1 320 31	0 00	- 1 320 31
2 May 00 4 May 00 Settled	US TREAS 6 625 BD DUE 02-15-2027 CUSIP 812810EZ7 FIRST BOSTON CORPORATION	215 000 000 104 625000	224 943 75	- 232 030 08	7 086 33	0 00	- 7 086 33
3 May 00 5 May 00 Settled	US TREAS 6 625 BD DUE 02-15-2027 CUSIP 812810EZ7 LEHMAN BROTHERS INC	210 000 000 104 156250	218 728 13	- 225,815 63	- 7 087 50	0 00	- 7,087 50
Total United States - USD			29,984,204 04	- 29,845,062 04	139,142 00	0 00	139,142 00
Total government bonds			30,494,243 54	- 30,379,273 29	114,970 25	0 00	114,970 25

Government agencies
 United States - USD

20 Jun 00 23 Jun 00 Settled	FNMA BD 7 125 02-15-2005 CUSIP 31359MFH1 LEHMAN BROTHERS INC	- 330 000 000 100 468000	331 544 40	- 331 999 80	- 455 40	0 00	- 455 40
7 Dec 00 11 Dec 00 Settled	FNMA NT 6 25 11-15 2002 CUSIP 31359MFB4 DB CLEARING SERVICES	1 675 000 000 100 523400	1,683 766 95	- 1 672 130 72	11 638 23	0 00	11 638 23
21 Mar 00 23 Mar 00 Settled	FNMA NT 6 625 09-15-2009 CUSIP 31359MEY5 LEHMAN BROTHERS INC	- 1 025 000 000 98 654000	990 703 50	- 1 040 993 86	50 290 36	0 00	- 50 290 36
11 Jul 00 14 Jul 00 Settled	FNMA NT 6 625 09-15-2009 CUSIP 31359MEY5 BALIS ZORN GERARD INC	- 225,000 000 96 879000	217,977 75	- 217 776 65	201 10	0 00	201 10
17 Jul 00 20 Jul 00 Settled	FNMA NT 6 625 09-15-2009 CUSIP 31359MEY5 LEHMAN BROTHERS INC	- 200 000 000 96 084000	192,168 00	193 239 23	- 1 071 23	0 00	- 1,071 23
31 Jul 00 2 Aug 00 Settled	FNMA NT 6 025 09-15 2009 CUSIP 31359MEY5 J P MORGAN SECURITIES INC	- 525 000 000 98 554000	508 908 50	- 508 202 75	1 294 25	0 00	- 1 294,25
17 Nov 00 21 Nov 00 Settled	FNMA NT 6 625 09 15-2009 CUSIP 31359MEY5 LEHMAN BROTHERS INC	- 75 000 000 99 685000	74 763 75	74 106 55	657 20	0 00	657 20

◆ Investment Transaction Detail

Trade date Settle date Trade Status	Security description Asset ID Broker/Commission	Shares/PAR Price	Transaction amount	Cost	Market	Realized gain/loss Translation	Total
Sales							
Fixed Income							
15 Jun 00 19 Jun 00 Settled	FNMA 7 125 01-15-2030 CUSIP 31359MFJ7 LEHMAN BROTHERS INC	- 175 000 000 100 882000	176 543 50	- 172 163 73	4 379 77	0 00	4,379 77
29 Dec 00 3 Jan 01 Pending	FNMA 7 125 01-15-2030 CUSIP 31359MFJ7 MERRILL LYNCH GOVERNMENT	- 65 000 000 112 601569	73 191 02	- 62,481 09	10 729 93	0 00	10 729 93
17 Nov 00 21 Nov 00 Settled	FNMA 7 125 06 15-2010 CUSIP 31359MFS7 GREENWICH CAPITAL MARKETS INC	- 975 000 000 103 276800	1,006,948 80	- 1 006,609 50	339 30	0 00	339 30
13 Dec 00 15 Dec 00 Settled	FNMA 7 125 06 15 2010 CUSIP 31359MFS7 ABN AMRO SECURITIES (USA) INC	- 575 000 000 106 863000	614 462 25	593 641 50	20 820 75	0 00	20,820 75
9 May 00 11 May 00 Settled	FNMA 7 25 DUE 01-15 2010 REG CUSIP 31359MFG3 SALOMON BROS INC	- 375,000 000 97 065000	363 993 75	- 380 980 40	- 16 986 65	0 00	- 18 988 65
22 Jun 00 28 Jun 00 Settled	FNMA 7 25 DUE 01-15 2010 REG CUSIP 31359MFG3 SMITH BARNEY INC	925 000 000 100 314000	927 904 50	- 938 151 30	- 10 246 80	0 00	- 10 246 80
30 Jun 00 6 Jul 00 Settled	FNMA 7 25 DUE 01-15 2010 REG CUSIP 31359MFG3 MORGAN STANLEY & CO INC	- 185 000 000 100 967000	186 788 95	- 187,022 05	233 10	0 00	- 233 10
5 Jul 00 7 Jul 00 Settled	FNMA 7 25 DUE 01-15-2010 REG CUSIP 31359MFG3 J P MORGAN SECURITIES INC	- 975 000 000 101 602000	990 619 50	984 653 42	5 966 08	0 00	5 966 08
6 Jul 00 12 Jul 00 Settled	FNMA 7 25 DUE 01-15 2010 REG CUSIP 31359MFG3 BALIS ZORN GERARD INC	- 375,000 000 101 205000	379,518 75	- 375 986 23	3 532 52	0 00	3,532 52
31 Jul 00 2 Aug 00 Settled	FNMA 7 25 DUE 01-15-2010 REG CUSIP 31359MFG3 J P MORGAN SECURITIES INC	500 000 000 100 816000	504 080 00	- 500 921 25	3 158 75	0 00	3,158 75
Total United States - USD			9,221,883 87	- 9,241,040 03	- 19,156 16	0 00	- 19,156 16
Total government agencies			9,221,883 87	- 9,241,040 03	- 19,156 16	0 00	- 19,156 16

◆ Investment Transaction Detail

Trade date	Security description	Shares/PAR	Transaction	Cost	Market	Realized gain/loss	Total
Settle date	Asset ID	Price	amount			Translation	
Trade Status	Broker/Commission						

Sales

Fixed Income

Corporate bonds

Cayman Islands - USD

20 Nov 00	BSCH ISSUANCES LTD 7 625 DUE 09-14-2010	55 000 000	53 621 15	- 54 791 00	- 1 169 85	0 00	- 1,169 00
24 Nov 00	BEO						
Settled	CUSIP 055654AB3 WARBURG DILLON READ LLC	97 493000					
20 Nov 00	BSCH ISSUANCES LTD 7 625 DUE 09-14 2010	50 000 000	48 846 00	- 49 810 00	864 00	0 00	- 864 00
24 Nov 00	BEO						
Settled	CUSIP 055654AB3 SALOMON BROS INC	97 692000					
20 Nov 00	BSCH ISSUANCES LTD 7 625 DUE 09 14-2010	125 000 000	121 928 75	- 124 525 00	2 596 25	0 00	- 2,596 25
24 Nov 00	BEO						
Settled	CUSIP 055654AB3 HSBC SECURITIES INC	97 543000					
Total Cayman Islands - USD			224,395 90	- 229,126 00	- 4,730 10	0 00	- 4,730 10

Hong Kong - USD

5 Apr 00	KOWLOON-CANTON RY CORP NT 8 DUE	- 80 000 000	79,641 60	79,728 80	- 87 20	0 00	- 87 20
10 Apr 00	03-15 2010 BEO						
Settled	CUSIP 500748AA8 HSBC SECURITIES INC	99 552000					
5 Apr 00	KOWLOON CANTON RY CORP NT 8 DUE	120 000 000	119 187 60	- 119 593 20	405 60	0 00	- 405 60
10 Apr 00	03-15-2010 BEO						
Settled	CUSIP 500748AA6 SALOMON BROS INC	99 323000					
Total Hong Kong - USD			198,829 20	- 199,322 00	- 492 80	0 00	- 492 80

Netherlands - USD

15 Dec 00	DEUTSCHE TELEKOM INTL FIN B V GTD NT 8	- 225 000 000	230 818 50	- 224 228 25	8 590 25	0 00	8 590 25
20 Dec 00	DUE 06-15 2010 BEO						
Settled	CUSIP 25156PAB9 SALOMON BROS INC	102 586000					
Total Netherlands - USD			230,818 50	- 224,228 25	6,590 25	0 00	6,590 25

◆ Investment Transaction Detail

Trade date Settle date Trade Status	Security description Asset ID Broker/Commission	Shares/PAR Price	Transaction amount	Cost	Realized gain/loss		
					Market	Translation	Total

Sales

Fixed Income

South Africa - USD

17 Apr 00 20 Apr 00 Settled	S AFRICA REP CORP NT 9 125 DUE 05-19-2009 BEO CUSIP 838205AE4 WARBURG DILLON READ LLC	- 220,000 000 96 730000	212,806 00	- 224 217 40	- 11 411 40	0 00	- 11 411 40
-----------------------------------	--	--------------------------------	------------	--------------	-------------	------	-------------

Total South Africa - USD			212,806 00	- 224,217 40	- 11,411 40	0 00	- 11,411 40
--------------------------	--	--	------------	--------------	-------------	------	-------------

United States - USD

5 Oct 00 11 Oct 00 Settled	ALCOA INC 7 375 DUE 08-01 2010BEO CUSIP 013817AB7 BEAR, STEARNS SECURITIES CORP	- 190 000 000 100 256000	190 486 40	188 483 80	2 002 60	0 00	2,002 60
----------------------------------	---	---------------------------------	------------	------------	----------	------	----------

28 Jun 00 3 Jul 00 Settled	ASSOC CORP N AMER ASSOC 5 75 DUE 11-01-2003 BEO CUSIP 046003JS9 FIRST BOSTON CORPORATION	- 400 000 000 94 294000	377 176 00	- 388,495 80	9 319 80	0 00	- 9,319 80
----------------------------------	---	--------------------------------	------------	--------------	----------	------	------------

19 Sep 00 22 Sep 00 Settled	BK AMER CORP 7 875 DUE 05 16 2005 BEO CUSIP 060505AE4 B A. SECURITIES INC	- 485 000 000 103 048000	499 782 80	- 487 185 68	12 597 12	0 00	12,597 12
-----------------------------------	---	---------------------------------	------------	--------------	-----------	------	-----------

12 Dec 00 15 Dec 00 Settled	BURL RES INC 8 500 BD DUE 10-01-2001 REG CUSIP 122014AD5 SMITH BARNEY INC	- 475 000 000 101 360000	481 460 00	- 485 743 91	- 4,283 91	0 00	- 4 283 91
-----------------------------------	---	---------------------------------	------------	--------------	------------	------	------------

31 Jul 00 3 Aug 00 Settled	CATERPILLAR FINL SVCS CORP MEDIUM TERM NTS-BOOK ENTRY 6 4 DUE 04-16 2001 CUSIP 14912LVTS SMITH BARNEY INC	- 715 000 000 99 614000	712 240 10	715 000 00	2 759 90	0 00	- 2,759 90
----------------------------------	--	--------------------------------	------------	------------	----------	------	------------

23 May 00 28 May 00 Settled	CIT GROUP INC NT DTD 09/29/1999 7 125 DUE 10-15 2004 BEO CUSIP 125577AD8 DB CLEARING SERVICES	- 300 000 000 96 139000	288 417 00	301 176 00	- 12 759 00	0 00	- 12,759 00
-----------------------------------	--	--------------------------------	------------	------------	-------------	------	-------------

14 Jun 00 21 Jun 00 Settled	CLEAR CHANNEL COMMUNICATIONS INC 7 875 DUE 06-15-2005 BEO CUSIP 184502AG7 PAINE WEBBER INC	- 475 000 000 100 211000	476 002 25	- 474 724 50	1 277 75	0 00	1,277 75
-----------------------------------	---	---------------------------------	------------	--------------	----------	------	----------

2 Mar 00 18 Mar 00 Settled	COCA COLA ENTERPRISES INC COCA COLA 5 75DUE 11 01 2008 BEO CUSIP 191219BF0 PRUDENTIAL SECURITIES INCORP	- 325 000 000 88 770000	288 502 50	323 600 25	35,097 75	0 00	- 35 097 75
----------------------------------	--	--------------------------------	------------	------------	-----------	------	-------------

◆ Investment Transaction Detail

Trade date Settle date Trade Status	Security description Asset ID Broker/Commission	Shares/PAR Price	Transaction amount	Cost	Realized gain/loss			Total
					Market	Translation		
Sales								
Fixed Income								
3 Apr 00 6 Apr 00 Settled	CONOCO INC NT 6 35 DUE 04-15 2009 BEO CUSIP 208251ADD WARBURG DILLON READ LLC	330 000 000 93 129000	307,325 70	- 326 408 30	- 19 080 60	0 00	- 19,080 60	
3 Mar 00 8 Mar 00 Settled	CSX CORP 6 25 DUE 10 15-2009 BEO CUSIP 126408BR3 SALOMON BROS INC	- 180 000 000 90 239000	162,430 20	178,815 60	- 16,385 40	0 00	- 16,385 40	
30 Mar 00 4 Apr 00 Settled	EL PASO ENERGY CORP DEL SR NT 6 75 DUE 05-15 2009 BEO CUSIP 283905AA5 HSBC SECURITIES INC	- 435 000 000 92 469000	402 240 15	- 412,788 60	10 548 45	0 00	- 10,548 45	
12 Oct 00 17 Oct 00 Settled	EMPRESA NACIONAL DE ELECTRICIDAD CHILE NT DTD 04/07/1999 8 5 DUE 04-01 2009 BEOCUSIP 29244TAH4 WARBURG DILLON READ LLC	210 000 000 98 713000	207 297 30	- 209 559 38	- 2 262 08	0 00	- 2,262 08	
28 Mar 00 31 Mar 00 Settled	FINOVA CAP CORP FINOVA CAP CORP GLOB NT 7 25 DUE 11 08 2004 BEO CUSIP 318074AY7 PRUDENTIAL SECURITIES INCORP	75 000 000 96 137000	72 102 75	- 74 706 00	2 603 25	0 00	- 2 603 25	
28 Mar 00 31 Mar 00 Settled	FINOVA CAP CORP FINOVA CAP CORP GLOB NT 7 25 DUE 11-08 2004 BEO CUSIP 318074AY7 J P MORGAN SECURITIES INC	- 20 000 000 95 931000	19 186 20	- 19 921 60	- 735 40	0 00	- 735 40	
4 Apr 00 7 Apr 00 Settled	FINOVA CAP CORP FINOVA CAP CORP GLOB NT 7 25 DUE 11 08 2004 BEO CUSIP 318074AY7 SALOMON BROS INC	- 70 000 000 94 349000	66 044 30	- 69 725 60	3 681 30	0 00	- 3,681 30	
5 Apr 00 10 Apr 00 Settled	FINOVA CAP CORP FINOVA CAP CORP GLOB NT 7 25 DUE 11 08 2004 BFO CUSIP 318074AY7 SALOMON BROS INC	- 40 000 000 94 494000	37 797 60	- 39 843 20	- 2 045 60	0 00	- 2 045 60	
7 Apr 00 12 Apr 00 Settled	FINOVA CAP CORP FINOVA CAP CORP GLOB NT 7 25 DUE 11 08 2004 BEO CUSIP 318074AY7 BARCLAYS DE ZOETE WEDD INC	- 40 000 000 94 058000	37 023 20	39 843 20	- 2 220 00	0 00	- 2,220 00	
17 Apr 00 20 Apr 00 Settled	FINOVA CAP CORP FINOVA CAP CORP GLOB NT 7 25 DUE 11-08-2004 BEO CUSIP 318074AY7 LEHMAN BROTHERS INC	120 000 000 91 258000	109 509 60	119,529 60	10 020 00	0 00	- 10 020 00	

◆ Investment Transaction Detail

Trade date	Security description	Shares/PAR	Transaction amount	Cost	Market	Realized gain/loss	Total
Settle date	Asset ID	Price				Translation	
Trade Status	Broker/Commission						
Sales							
Fixed Income							
7 Apr 00 12 Apr 00 Settled	FORD MTR CR CO NT 7 375 DUE 10-28-2009 BEO CUSIP 345397SM6 SALOMON BROS INC	- 250 000 000 98 819000	247 047 50	- 249 530 00	- 2 482 50	0 00	- 2 482 50
31 Jul 00 14 Aug 00 Settled	FORD MTR CR TRANCHE #TR 00624 6 29 MTN DUE 03-15 2001 BEO CUSIP 345402F97 BARCLAYS DE ZOETE WEDD INC	- 625 000 000 99 633000	622 706 25	624 243 26	- 1,537 01	0 00	- 1 537 01
31 Jul 00 3 Aug 00 Settled	GEN MTRS ACCEP CORP MEDIUM TERM NTS BOOKENTRY 0 12 DUE 11 21 2000 CUSIP 37042WCF0 CHASE SECURITIES INC (CSI)	625 000 000 99 784000	623 650 00	- 625 349 03	- 1 699 03	0 00	- 1 699 03
21 Nov 00 27 Nov 00 Settled	GOLDMAN SACHS GROUP INC NT 7 625 DUE 08-17-2005 BEO CUSIP 38141GAQ7 GOLDMAN SACHS & COMPANY	570 000 000 100 986000	575 620 20	- 578,851 90	3 231 70	0 00	- 3 231 70
15 Dec 00 20 Dec 00 Settled	HSEHD FIN CORP NT 8 DUE 07-15 2010 BEO CUSIP 441812GM0 BEAR STEARNS SECURITIES CORP	- 295 000 000 105 139000	310 160 05	- 300,094 65	10 065 40	0 00	10,065 40
28 Sep 00 29 Sep 00 Settled	INTL BUSINESS MACH CORP 8 375 NT DUE 11-1 2019 REG CUSIP 459200AG6 ADVEST INC	- 140 000 000 109 624000	153 473 60	- 154 711 20	- 1 237 60	0 00	- 1,237 60
10 Apr 00 13 Apr 00 Settled	LIBERTY MEDIA CORP 7 875 DUE 07-15 2009BEO CUSIP 530715AB7 WARBURG DILLON READ LLC	- 200,000 000 98 828000	197 658 00	- 197 600 00	56 00	0 00	56 00
27 Nov 00 30 Nov 00 Settled	MARCONI PLC MARCONI CORP 8 375 DUE 09 15-2030 BEO CUSIP 568306AB2 MORGAN STANLEY & CO INC	- 160 000 000 92 738000	148 380 80	159 212 80	- 10 832 00	0 00	- 10 832 00
27 Nov 00 30 Nov 00 Settled	MOTOROLA INC NT 7 625 DUE 11-15 2010 BEO CUSIP 620076AR0 GOLDMAN SACHS & COMPANY	290 000 000 101 467000	294 254 30	- 289 138 70	5 115 60	0 00	5,115 60
4 Apr 00 7 Apr 00 Settled	MOTOROLA INC 5 8 DUE 10-15-2008 BEO CUSIP 620076AN9 GOLDMAN SACHS & COMPANY	- 265 000 000 90 833000	240 707 45	- 235 231 89	5 475 46	0 00	5 475 46

◆ Investment Transaction Detail

Trade date Settle date Trade Status	Security description Asset ID Broker/Commission	Shares/PAR Price	Transaction amount	Cost	Market	Realized gain/loss Translation	Total
Sales							
Fixed Income							
28 Apr 00 3 May 00 Settled	NATL RURAL UTILS COOP FIN CORP MEDIUM TERM NTS-BOOKENTRY 5 75 DUE 12-01-2008 CUSIP 63743HCE0 J P MORGAN SECURITIES INC	- 310 000 000 87 458000	271 119 80	- 309,699 30	- 38 579 50	0 00	- 38 579 50
7 Apr 00 12 Apr 00 Settled	POTOMAC ELEC PWR CO 6 5 DUE 09-15 2005 REG CUSIP 737679BZ2 ADVEST, INC	- 475 000 000 95 422000	453 254 50	- 478 562 50	- 25 308 00	0 00	- 25,308 00
2 Mar 00 27 Mar 00 Settled	PROCTER GAMBLE CO 6 875 DUE 09-15-2009 BEO CUSIP 742718BM0 ADVEST INC	- 290 000 000 96 494000	279 832 60	289 524 40	- 9,691 80	0 00	- 8,691 80
23 Mar 00 28 Mar 00 Settled	SPRINT CAP CORP NT 6 125 DUE 11-15 2008 BEO CUSIP 852060AC6 PRUDENTIAL SECURITIES INCORP	400 000 000 90 817000	363 268 00	- 371 604 27	- 8 336 27	0 00	- 8 338 27
18 May 00 23 May 00 Settled	SPRINT CAP CORP NT 6 125 DUE 11-15-2008 BEO CUSIP 852060AC6 BARCLAYS DE ZOETE WEDD INC	- 220 000 000 85 625000	188 375 00	- 199 040 60	- 10 665 60	0 00	- 10,665 60
31 Aug 00 6 Sep 00 Settled	SPRINT CAP CORP NT 6 125 DUE 11 15-2008 BEO CUSIP 852060AC6 PRUDENTIAL SECURITIES INCORP	- 305 000 000 89 946000	274 335 30	- 276 369 58	2 034 28	0 00	- 2,034 28
10 Mar 00 18 Mar 00 Settled	TIME WARNER ENTMT CO LP SR 10 15 NT DUE 5-1-2012 REG CUSIP 88731EAC4 SALOMON BROS INC	- 195 000 000 115 350000	224 932 50	- 226 471 05	1 538 55	0 00	- 1 538 55
4 Apr 00 7 Apr 00 Settled	WAL MART STORES INC NT 6 875 DUE 08 10-2009 BEO CUSIP 931142BE2 LEHMAN BROTHERS INC	- 245 000 000 97 851000	239 734 95	- 245 220 50	- 5 485 55	0 00	- 5 485 55
Total United States - USD			10 444,132 85	- 10,664,004 75	- 219,871 90	0 00	- 219,871 90
Total corporate bonds			11,310,982 45	- 11,540,898 40	- 229,915 95	0 00	- 229,915 95

◆ Investment Transaction Detail

Trade date Settle date Trade Status	Security description Asset ID Broker/Commission	Shares/PAR Price	Transaction amount	Cost	Realized gain/loss		Total
					Market	Translation	
Sales							
Fixed Income							
Government mortgage backed securities							
United States - USD							
27 Sep 00 13 Nov 00 Settled	FHLMC GOLD TBA #9999999 8 11-01-2029 CUSIP 02R0806B9 BALIS ZORN GERARD INC	- 1,125 000 000	1 137,875 97	1 132 426 76	5,449 21	0 00	5,449 2
30 Oct 00 13 Dec 00 Settled	FHLMC TBA GOLD POOL #9999999 8 12 01 2029 CUSIP 02R0806C7 BALIS ZORN GERARD INC	- 1 125 000 000	1,139,897 46	- 1 136 601 58	3 295 80	0 00	3,295 80
15 Mar 00 30 Mar 00 Settled	FNMA POOL #253037 7 5 DUE 02 01-2030 REG CUSIP 31371JBE3 FIRST BOSTON CORPORATION	- 468 741 750	457 406 92	- 454 198 07	3 208 85	0 00	3,208 85
3 Apr 00 3 Apr 00 Settled	FNMA POOL #253037 7 5 DUE 02-01-2030 REG CUSIP 31371JBE3	- 0 010	0 01	- 0 01	0 00	0 00	0 00
1 Aug 00 16 Oct 00 Settled	FNMA POOL #253347 8 DUE 06 01-2030 REG CUSIP 31371JL44 MERRILL LYNCH GOVERNMENT	- 875 000 540	875 957 57	- 875 547 42	410 15	0 00	410 15
1 Aug 00 18 Oct 00 Settled	FNMA POOL #253347 8 DUE 06 01-2030 REG CUSIP 31371JL44 MERRILL LYNCH GOVERNMENT	- 999 999 230	1,001 092 98	- 1,000 624 23	468 75	0 00	468 75
1 Aug 00 18 Oct 00 Settled	FNMA POOL #253347 8 DUE 06 01-2030 REG CUSIP 31371JL44 MERRILL LYNCH GOVERNMENT	- 599 999 350	600 655 60	- 600,374 35	281 25	0 00	281 25
24 Aug 00 18 Oct 00 Settled	FNMA POOL #495059 8 DUE 05 01 2029 REG CUSIP 31382W5U2 NOMURA SECURITIES INTERNATIONAL INC	- 74 568 690	75 174 56	74 661 90	512 66	0 00	512 66
24 Aug 00 16 Oct 00 Settled	FNMA POOL #513898 8 DUE 10 01 2029 REG CUSIP 31383U3F0 NOMURA SECURITIES INTERNATIONAL INC	- 124 988 180	126 003 71	- 125 144 42	859 29	0 00	859 29
24 Aug 00 18 Oct 00 Settled	FNMA POOL #515936 8 DUE 09 01 2029 REG CUSIP 31383XE8 NOMURA SECURITIES INTERNATIONAL INC	- 894 734 750	802 004 47	- 895 853 17	6 151 30	0 00	6 151 30
24 Aug 00 18 Oct 00 Settled	FNMA POOL #516799 8 DUE 12-01 2029 REG CUSIP 31383YDC8 NOMURA SECURITIES INTERNATIONAL INC	- 30,626 110	30 874 95	- 30,664 39	210 56	0 00	210 56

◆ Investment Transaction Detail

Trade date Settle date Trade Status	Security description Asset ID Broker/Commission	Shares/PAR Price	Transaction amount	Cost	Realized gain/loss		
					Market	Translation	Total

Sales

Fixed Income

15 Mar 00 30 Mar 00 Settled	FNMA POOL #521467 7 5 DUE 01 01 2030 REG CUSIP 31384EJL5 FIRST BOSTON CORPORATION	- 408 835 510 98 000000	400,658 80	- 397,848 06	2,810 74	0 00	2,810 74
1 Aug 00 18 Oct 00 Settled	FNMA POOL #522329 8 DUE 11 01 2029 REG CUSIP 31384FHE0 MERRILL LYNCH GOVERNMENT	406 510 810 100 109375	406 955 23	- 407 526 89	571 68	0 00	- 571 68
7 Mar 00 18 Mar 00 Settled	FNMA POOL #533524 7 5 DUE 03 01 2030 REG CUSIP 31384TVR5 FIRST BOSTON CORPORATION	- 116 112 000 98 000000	113 789 76	112 991 49	798 27	0 00	798 27
7 Mar 00 18 Mar 00 Settled	FNMA POOL #533524 7 5 DUE 03 01 2030 REG CUSIP 31384TVR5 FIRST BOSTON CORPORATION	- 225 370 000 98 000000	220 862 60	- 219 313 18	1,549 42	0 00	1,549 42
15 Mar 00 30 Mar 00 Settled	FNMA POOL #534082 7 5 DUE 03 01-2030 REG CUSIP 31384UJF2 FIRST BOSTON CORPORATION	- 307 789 000 98 000000	301 633 22	- 299,517 17	2 116 05	0 00	2 116 05
29 Aug 00 13 Nov 00 Settled	FNMA POOL #546604 8 DUE 07-01-2030 REG CUSIP 31385KGM1 BALIS ZORN GERARD INC	- 44 967 710 100 531250	45 206 60	45 290 92	- 84 32	0 00	- 84 32
29 Aug 00 13 Nov 00 Settled	FNMA POOL #546862 8 DUE 11-01-2030 REG CUSIP 31385KQP3 BALIS ZORN GERARD INC	- 61 193 000 100 531250	61 518 09	- 61,632 82	114 73	0 00	- 114 73
18 Oct 00 16 Oct 00 Settled	FNMA POOL #548892 8 DUE 09 01-2030 REG CUSIP 31385PXV1 MERRILL LYNCH GOVERNMENT	118 489 320 100 109377	118 618 92	- 118,785 54	- 166 62	0 00	- 166 62
29 Aug 00 13 Nov 00 Settled	FNMA POOL #556462 8 DUE 11 01-2030 REG CUSIP 31385YFB6 BALIS ZORN GERARD INC	893,839 000 100 531250	898 587 52	- 900 263 47	1 675 95	0 00	- 1 675 95
29 Aug 00 13 Nov 00 Settled	FNMA POOL #561368 8 DUE 11-01-2030 REG CUSIP 31386ETZ1 BALIS ZORN GERARD INC	125 000 000 100 531248	125 664 07	- 125 898 44	- 234 37	0 00	- 234 37
10 Oct 00 18 Oct 00 Settled	FNMA TBA POOL #9999999 7 5 DUE 10-01-2029 REG CUSIP 01F0726A3 SALOMON BROS INC	400 000 000 99 527345	398 109 38	- 397,125 00	984 38	0 00	984 38

Portfolio Statement

JAN 00 - 31, DEC 00

Account number: 605350
Account Name: WROCKEFELLER-RCM FIXED

Investment Transaction Detail

Trade date Settle date Trade Status	Security description Asset ID Broker/Commission	Shares/PAR Price	Transaction amount	Cost	Realized gain/loss		Total
					Market	Translation	
10 Oct 00 13 Nov 00 Settled	FNMA TBA POOL #9999999 7 5 DUE 11-01-2029 REG CUSIP 01F0726B1 SALOMON BROS INC	- 400 000 000 99 781250	399 125 00	397 875 00	1 250 00	0 00	1,250 00
4 Dec 00 13 Dec 00 Settled	FNMA TBA POOL #9999999 7 5 DUE 12 25 2029 REG CUSIP 01F0726C9 SALOMON BROS INC	- 400,000 000 100 656250	402 625 00	- 398 796 88	3,828 12	0 00	3 828 12
10 Mar 00 17 Mar 00 Settled	FNMA TBA POOL #9999999 8 DUE 03-01 2030 REG CUSIP 01F080632 FIRST BOSTON CORPORATION	- 1 705 000 000 100 253906	1 709,329 10	- 1 707,930 47	1 398 63	0 00	1,398 63
21 Mar 00 13 Apr 00 Settled	FNMA TBA POOL #9999999 8 DUE 04 01-2030 REG CUSIP 01F080640 FIRST BOSTON CORPORATION	- 1 705 000 000 100 328125	1 710 594 53	1 706 065 63	4 528 90	0 00	4 528 90
7 Apr 00 13 Apr 00 Settled	FNMA TBA POOL #9999999 8 DUE 04-01-2030 REG CUSIP 01F080640 MERRILL LYNCH PIERCE FENNER & SMITH	- 1 125 000 000 100 550781	1 131 196 29	- 1 125 000 00	6,196 29	0 00	6 196 29
5 May 00 15 May 00 Settled	FNMA TBA POOL #9999999 8 DUE 05 01-2030 REG CUSIP 01F080657 MERRILL LYNCH PIERCE FENNER & SMITH	- 1,125 000 000 98 695313	1 110 322 27	- 1 129,218 75	18 896 48	0 00	- 18 896 48
7 Jun 00 14 Jun 00 Settled	FNMA TBA POOL #9999999 8 DUE 06 01 2027 REG CUSIP 01F080665 CHASE SECURITIES INC (CSI)	- 525 000 000 100 167969	525 881 84	- 525,656 25	225 59	0 00	225 59
7 Jun 00 14 Jun 00 Settled	FNMA TBA POOL #9999999 8 DUE 08 01-2030 REG CUSIP 01F080665 MERRILL LYNCH PIERCE FENNER & SMITH	- 1,125 000 000 100 167969	1 126 889 65	- 1 108 078 13	18 811 52	0 00	18,811 52
7 Jun 00 14 Jun 00 Settled	FNMA TBA POOL #9999999 8 DUE 06-01-2030 REG CUSIP 01F080665 SALOMON BROS INC	600 000 000 100 167969	601,007 81	- 591,375 00	9 632 81	0 00	9,632 81

The Northern Trust Company

THE WINTHROP ROCKFELLER FOUNDATION
990-PF
12/31/2000
71-0285871

Generated by The Northern Trust Company from periodic data on 26 Jan 01

◆ Investment Transaction Detail

Trade date	Security description	Shares/PAR	Transaction amount	Cost	Market	Realized gain/loss Translation	Total
Settle date	Asset ID	Price					
Trade Status	Broker/Commission						
Sales							
Fixed Income							
27 Jun 00	FNMA TBA POOL #9999999 8 DUE 07-01 2030	- 1 125 000 000	1 125 878 91	1 125 000 00	878 91	0 00	878 91
17 Jul 00	REG						
Settled	CUSIP 01F080673	100 078125					
	MERRILL LYNCH PIERCE FENNER & SMITH						
27 Jun 00	FNMA TBA POOL #9999999 8 DUE 07-01 2030	600 000 000	600 093 75	- 600 000 00	93 75	0 00	93 75
17 Jul 00	REG						
Settled	CUSIP 01F080673	100 015625					
	SALOMON BROS INC						
27 Jun 00	FNMA TBA POOL #9999999 8 DUE 07 01-2030	- 600 000 000	600 093 75	- 600,000 00	93 75	0 00	93 75
17 Jul 00	REG						
Settled	CUSIP 01F080673	100 015625					
	SALOMON BROS INC						
27 Jun 00	FNMA TBA POOL #9999999 8 DUE 07 01-2030	- 525 000 000	525 123 05	525 000 00	123 05	0 00	123 05
17 Jul 00	REG						
Settled	CUSIP 01F080673	100 023438					
	CHASE SECURITIES INC (CSI)						
27 Jun 00	FNMA TBA POOL #9999999 8 DUE 07 01 2030	- 1 875 000 000	1 875 292 87	- 1 874 707 03	585 94	0 00	585 94
17 Jul 00	REG						
Settled	CUSIP 01F080673	100 015625					
	SALOMON BROS INC						
26 Jul 00	FNMA TBA POOL #9999999 8 DUE 09 01-2030	- 1,875 000 000	1 878 662 12	- 1,870,898 44	7,763 68	0 00	7 763 68
14 Sep 00	REG						
Settled	CUSIP 01F080699	100 195313					
	SALOMON BROS INC						
26 Jul 00	FNMA TBA POOL #9999999 8 DUE 09 01-2030	- 600 000 000	601 171 88	- 598,687 50	2 484 38	0 00	2,484 38
14 Sep 00	REG						
Settled	CUSIP 01F080699	100 195313					
	SALOMON BROS INC						
26 Jul 00	FNMA TBA POOL #9999999 8 DUE 09 01-2030	1 125 000 000	1 127 944 34	- 1,123 242 19	4 702 15	0 00	4 702 15
14 Sep 00	REG						
Settled	CUSIP 01F080699	100 261719					
	MERRILL LYNCH PIERCE FENNER & SMITH						
27 Jul 00	FNMA TBA POOL #9999999 8 DUE 09 01 2030	- 525 000 000	526 989 26	523 851 56	3,137 70	0 00	3 137 70
14 Sep 00	REG						
Settled	CUSIP 01F080699	100 378906					
	CHASE SECURITIES INC (CSI)						

Investment Transaction Detail

Account Number: 805350
 Account Name: WROCKFELLER-RCM FIXED

Trade date Security description Settle date Asset ID Trade Status Broker/Commission Shares/PAR Price Transaction amount Cost Market Translation Realized gain/loss Total

Sales

Fixed Income

28 Mar 00	GNMA POOL #505461 SER 2030 B DUE	03-15-2030 REG	100	432,867	010	-	432,867	08	-	438	113	52	-	1,217	44	0.00	-	1,217	44		
24 Apr 00	MERRILL LYNCH GOVERNMENT	CUSIP 36210XGN0	100	468	750																
18 Apr 00	GNMA POOL #505461 SER 2030 B DUE	03-15-2030 REG	-	529	947	690	-	538,269	53	-	533	922	30	-	4,347	23	0.00	-	4,347	23	
24 Apr 00	CUSIP 36210XGN0		101	570	313																
24 Apr 00	CHASE MANHATTAN																				
24 Aug 00	GNMA POOL #515717 SER 2030 B DUE	05-15-2030 REG	25	294	570																
24 Aug 00	GNMA POOL #518240 SER 2030 B DUE	05-15-2030 REG	504	653	020																
24 Aug 00	GNMA POOL #518240 SER 2030 B DUE	05-15-2030 REG	511	572	29																
24 Aug 00	NOMURA SECURITIES INTERNATIONAL INC	CUSIP 36211K4A9	101	371	090																
24 Aug 00	GNMA POOL #518240 SER 2030 B DUE	05-15-2030 REG	508	122	51																
24 Aug 00	GNMA POOL #518240 SER 2030 B DUE	05-15-2030 REG	3	449	78																
24 Aug 00	GNMA POOL #518240 SER 2030 B DUE	05-15-2030 REG	511	572	29																
24 Aug 00	NOMURA SECURITIES INTERNATIONAL INC	CUSIP 36211V968	101	371	090																
28 Mar 00	GNMA POOL #522688 SER 2030 B DUE	03-15-2030 REG	567	033	300																
18 Apr 00	CUSIP 36211TUM5																				
28 Mar 00	GNMA POOL #522688 SER 2030 B DUE	03-15-2030 REG	569	691	27																
28 Mar 00	GNMA POOL #522688 SER 2030 B DUE	03-15-2030 REG	-	571	286	05	-	1,594	78	-	1,594	78				0.00	-	1,594	78		
18 Jun 00	GNMA POOL #99999999 SER 2030 B DUE	06-15-2030 REG	-	530	000	000	-	536	707	81	-	526	025	00	-	10,682	81	0.00	-	10,682	81
22 Jun 00	CHASE SECURITIES INC (CSI)																				
22 Jun 00	GNMA POOL #99999999 SER 2029 B	DUU03-01 2029 REG	-	530	000	000	-	526	708	20	-	537	287	50	-	10,579	30	0.00	-	10,579	30
11 May 00	GNMA TBA POOL #99999999 SER 2029 B																				
22 May 00	CHASE SECURITIES INC (CSI)																				
22 May 00	GNMA TBA POOL #99999999 SER 2029 B DUE	11-15-2029 REG	530	000	000																
26 Sep 00	GNMA TBA POOL #99999999 SER 2029 B DUE	09-01-2029 REG	530,000	000	000																
26 Sep 00	CHASE SECURITIES INC (CSI)																				
26 Sep 00	GNMA TBA POOL #99999999 SER 2029 B DUE	11-15-2029 REG	530	000	000																
27 Sep 00	GNMA TBA POOL #99999999 SER 2029 B DUE	11-15-2029 REG	530	000	000																
27 Sep 00	CHASE SECURITIES INC (CSI)																				
27 Sep 00	GNMA TBA POOL #99999999 SER 2029 B DUE	11-15-2029 REG	530	000	000																
27 Sep 00	CHASE SECURITIES INC (CSI)																				
27 Sep 00	GNMA TBA POOL #99999999 SER 2029 B DUE	11-15-2029 REG	530	000	000																
27 Sep 00	CHASE SECURITIES INC (CSI)																				
27 Sep 00	GNMA TBA POOL #99999999 SER 2029 B DUE	11-15-2029 REG	530	000	000																
27 Sep 00	CHASE SECURITIES INC (CSI)																				
27 Sep 00	GNMA TBA POOL #99999999 SER 2029 B DUE	11-15-2029 REG	530	000	000																
27 Sep 00	CHASE SECURITIES INC (CSI)																				
27 Sep 00	GNMA TBA POOL #99999999 SER 2029 B DUE	11-15-2029 REG	530	000	000																
27 Sep 00	CHASE SECURITIES INC (CSI)																				
27 Sep 00	GNMA TBA POOL #99999999 SER 2029 B DUE	11-15-2029 REG	530	000	000																
27 Sep 00	CHASE SECURITIES INC (CSI)																				
27 Sep 00	GNMA TBA POOL #99999999 SER 2029 B DUE	11-15-2029 REG	530	000	000																
27 Sep 00	CHASE SECURITIES INC (CSI)																				
27 Sep 00	GNMA TBA POOL #99999999 SER 2029 B DUE	11-15-2029 REG	530	000	000																
27 Sep 00	CHASE SECURITIES INC (CSI)																				
27 Sep 00	GNMA TBA POOL #99999999 SER 2029 B DUE	11-15-2029 REG	530	000	000																
27 Sep 00	CHASE SECURITIES INC (CSI)																				
27 Sep 00	GNMA TBA POOL #99999999 SER 2029 B DUE	11-15-2029 REG	530	000	000																
27 Sep 00	CHASE SECURITIES INC (CSI)																				
27 Sep 00	GNMA TBA POOL #99999999 SER 2029 B DUE	11-15-2029 REG	530	000	000																
27 Sep 00	CHASE SECURITIES INC (CSI)																				
27 Sep 00	GNMA TBA POOL #99999999 SER 2029 B DUE	11-15-2029 REG	530	000	000																
27 Sep 00	CHASE SECURITIES INC (CSI)																				
27 Sep 00	GNMA TBA POOL #99999999 SER 2029 B DUE	11-15-2029 REG	530	000	000																
27 Sep 00	CHASE SECURITIES INC (CSI)																				
27 Sep 00	GNMA TBA POOL #99999999 SER 2029 B DUE	11-15-2029 REG	530	000	000																
27 Sep 00	CHASE SECURITIES INC (CSI)																				
27 Sep 00	GNMA TBA POOL #99999999 SER 2029 B DUE	11-15-2029 REG	530	000	000																
27 Sep 00	CHASE SECURITIES INC (CSI)																				
27 Sep 00	GNMA TBA POOL #99999999 SER 2029 B DUE	11-15-2029 REG	530	000	000																
27 Sep 00	CHASE SECURITIES INC (CSI)																				
27 Sep 00	GNMA TBA POOL #99999999 SER 2029 B DUE	11-15-2029 REG	530	000	000																
27 Sep 00	CHASE SECURITIES INC (CSI)																				
27 Sep 00	GNMA TBA POOL #99999999 SER 2029 B DUE	11-15-2029 REG	530	000	000																
27 Sep 00	CHASE SECURITIES INC (CSI)																				
27 Sep 00	GNMA TBA POOL #99999999 SER 2029 B DUE	11-15-2029 REG	530	000	000																
27 Sep 00	CHASE SECURITIES INC (CSI)																				
27 Sep 00	GNMA TBA POOL #99999999 SER 2029 B DUE	11-15-2029 REG	530	000	000																
27 Sep 00	CHASE SECURITIES INC (CSI)																				
27 Sep 00	GNMA TBA POOL #99999999 SER 2029 B DUE	11-15-2029 REG	530	000	000																
27 Sep 00	CHASE SECURITIES INC (CSI)																				
27 Sep 00	GNMA TBA POOL #99999999 SER 2029 B DUE	11-15-2029 REG	530	000	000																
27 Sep 00	CHASE SECURITIES INC (CSI)																				
27 Sep 00	GNMA TBA POOL #99999999 SER 2029 B DUE	11-15-2029 REG	530	000	000																
27 Sep 00	CHASE SECURITIES INC (CSI)																				
27 Sep 00	GNMA TBA POOL #99999999 SER 2029 B DUE	11-15-2029 REG	530	000	000																
27 Sep 00	CHASE SECURITIES INC (CSI)																				
27 Sep 00	GNMA TBA POOL #99999999 SER 2029 B DUE	11-15-2029 REG	530	000	000																
27 Sep 00	CHASE SECURITIES INC (CSI)																				
27 Sep 00	GNMA TBA POOL #99999999 SER 2029 B DUE	11-15-2029 REG	530	000	000																
27 Sep 00	CHASE SECURITIES INC (CSI)																				
27 Sep 00	GNMA TBA POOL #99999999 SER 2029 B DUE	11-15-																			

Investment Transaction Detail

Trade date	Security description	Asset ID	Trade Status	Broker/Commission	Shares/PAR	Transaction amount	Cost	Market	Translation	Realized gain/loss
------------	----------------------	----------	--------------	-------------------	------------	--------------------	------	--------	-------------	--------------------

Sales

Fixed Income

27 Jun 00	GNMA TBA POOL #99999999 SER 2030 B DUE		Sold		530 000 000	533,726 56	- 536 128 13			- 2,401 57
24 Jul 00	07-01-2030 REG		Sold							
	CUSIP 01N080674				100 703125					
	CHASE SECURITIES INC (CSI)									
Total United States - USD										
						31,765,908 04	- 31,687,466 21			78,441 83
Total government mortgage backed securities										
										78,441 83
United States - USD										

Asset backed securities

United States - USD

18 Jul 00	CITIBANK CR CARD MASTER TR I 1999 7		Sold		675 000 000	658 731 45	- 659,439 39			- 707 94
	CUSIP 17303CBW0									
	PARTN CTF CL A 6 65 DUE 11-15 2006 BEO									
	CHASE SECURITIES INC (CSI)				97 589844					
18 Jul 00	DISCOVER CARD MASTER TR I SER 1999 6		Sold		- 325 000 000	318 982 42	319,042 94			- 60 52
	6 85 DUE 07-17-2007 BEO									
	CUSIP 25466KCN7				98 148437					
	FIRST BOSTON CORPORATION									
27 Apr 00	FORD CR AUTO OWNER TR 1999-D AST BKD NT		Sold		- 1 050 000 000	1 036 382 81	- 1 049 925 78			- 13 542 97
	CL A-6 52 DUE 09-15 2003 BEO									
	CUSIP 34527RCZ4				98 703125					
	SALOMON BROS INC									
12 Oct 00	MBNA MASTER CR CARD TR II SER 1998 D CL		Sold		- 580 000 000	580 385 16	- 580,633 36			- 248 20
	A FLTG RT AST BACKED CTF 9 15 03									
	CUSIP 55262TBG7				100 066400					
	MERRILL LYNCH PIERCE FENNER & SMITH									
18 Jun 00	MBNA MASTER CR CARD TR SER 97-1 CL A		Sold		- 765,000 000	747 787 50	- 762 218 18			- 14,430 68
	6 55 AST BKD CTF 1 15 07 EXP MTY									
	8 15 04CUSIP 55262TCN1				97 750000					
	GOLDMAN SACHS & COMPANY									
5 Jul 00	1ST UN LEHMAN SER 1997 C1 CL A 3 7 38		Sold		- 490,000 000	490 191 41	484 762 43			5 428 98
	COML MTG TR PASS THRU CTF 4-18 07 BEO									
	CUSIP 33736LAC8				100 039062					
	B A SECURITIES INC									
Total United States - USD										
						3,832,460 75	- 3 856,022 08			- 23,561 33
Total asset backed securities										
										0 00
										- 23,561 33

Investment Transaction Detail

Trade date Security description Trade date Asset ID Broker/Commission Shares/PAR Transaction amount Cost Market Translation Total

Sales

Fixed Income

Non-government backed c m.o.s United States - USD

9 Mar 00 M LYNCH MTG INVS INC MTG PASSTRHU CTF - 0.040 0.04 - 0.04 0.00 0.00 0.00

8 Mar 00 SER 1995 C2 CL A VAR RT BD DUE 6 15-2021CUSIP 589929KN7 0.00000 0.00 0.00 0.00 0.00

Total United States - USD 0.04 - 0.04 0.00 0.00 0.00

Total non-government backed c m.o.s 0.04 - 0.04 0.00 0.00 0.00

Total fixed income 86,625,478.69 - 86,704,700.05 - 79,221.36 - 79,221.36

Cash and Cash Equivalents

Commercial paper

United States - USD

21 Jun 00 AMERN EXPRESS CR CORP CPN 06 21-2000 CUSIP 02581RFM0 - 1,250,000.000 1,248,425.00 - 1,248,425.00 0.00 0.00 0.00

14 Jul 00 AMERN EXPRESS CR CORP CPN 07-14-2000 CUSIP 02581RGEZ - 1,250,000.000 1,244,785.07 - 1,244,785.07 0.00 0.00 0.00

23 Aug 00 AMERN EXPRESS CR CORP CPN 08-23-2000 CUSIP 02581RHP1 - 1,250,000.000 1,240,986.11 - 1,240,986.11 0.00 0.00 0.00

7 Sep 00 AMERN EXPRESS CR CORP CPN 09-14-2000 CUSIP 02581RJE4 1,250,000.000 1,245,065.28 - 1,245,065.28 0.00 0.00 0.00

4 Aug 00 AMERN GEN CPN 08 04-2000 CUSIP 02835RH44 - 550,000.000 549,304.86 - 549,304.86 0.00 0.00 0.00

13 Jun 00 ASSOC CORP N AMER CPN 06 13 2000 CUSIP 04600JFD1 - 875,000.000 870,923.96 - 870,923.96 0.00 0.00 0.00

21 Jul 00 ASSOC CORP N AMER CPN 07-21 2000 CUSIP 04600JGMO - 1,225,000.000 1,218,333.96 - 1,218,333.96 0.00 0.00 0.00

The Northern Trust Company

THE WINTHROP ROCKEFELLER FOUNDATION

990-PF
 12/31/2000
 71-0285871

Generated by The Northern Trust Company from periodic data on 26 Jan 01

Investment Transaction Detail

Trade date Security description Settle date Asset ID Trade Status Broker/Commission Shares/PAR Price Transaction amount Cost Market Translation Realized gain/loss Total

Sales

Cash and Cash Equivalents

15 Sep 00	ASSOC CORP N AMER CPN 09 15-2000	CUSIP 04600JF2	- 1 225 000 000	1 212 594 83	- 1 212 594 83	0 00	0 00	0 00	0 00
15 Sep 00	ASSOC CORP N AMER CPN 10-18-2000	CUSIP 04600JK8	1 225 000 000	1 218,164 50	- 1 218 164 50	0 00	0 00	0 00	0 00
16 Oct 00	ASSOC CORP N AMER CPN 11-13-2000	CUSIP 04600JLD4	- 900 000 000	895 646 25	- 895 646 25	0 00	0 00	0 00	0 00
21 Jun 00	ASSOCIATES CORP NORTH AMER CPN 08-21-2000	CUSIP 04600JFM1	- 350 000 000	349 559 00	- 349 559 00	0 00	0 00	0 00	0 00
14 Jun 00	GEN ELEC CAP CORP CPN 06-14-2000	CUSIP 36959HF2	- 1 275 000 000	1 268 822 63	- 1 268 822 63	0 00	0 00	0 00	0 00
14 Jul 00	GEN ELEC CAP CORP CPN 07-14-2000	CUSIP 36959HGE1	- 1,250 000 000	1 245 011 81	- 1 245 011 81	0 00	0 00	0 00	0 00
23 Aug 00	GEN ELEC CAP CORP CPN 08 23 2000	CUSIP 36959HHP5	- 1 250,000 000	1,241 027 78	- 1 241 027 78	0 00	0 00	0 00	0 00
8 Sep 00	GEN ELEC CAP CORP CPN 09-14-2000	CUSIP 36959HJE8	- 1 250 000 000	1 245 065 28	- 1 245 065 28	0 00	0 00	0 00	0 00
25 Jul 00	GEN MTRS ACCEP CORP CPN 07-25 2000	CUSIP 37042DGR8	- 400 000 000	399 496 78	- 399 496 78	0 00	0 00	0 00	0 00
2 Aug 00	GLN MTRS ACCEP CORP CPN 08 02 2000	CUSIP 37042DH22	- 400 000 000	399 423 11	- 399 423 11	0 00	0 00	0 00	0,00
11 Aug 00	GEN MTRS ACCEP CORP CPN 08 11-2000	CUSIP 37042DHB2	400 000 000	399 350 00	- 399 350 00	0 00	0 00	0 00	0 00
11 Aug 00	GEN MTRS ACCEP CORP CPN 09 11 2000	CUSIP 37042DJB0	- 400 000 000	397 750 78	- 397 771 44	- 20 66	0 00	0 00	- 20 66
14 Aug 00	GOLDMAN SACHS & COMPANY		99 437695						

THE WINthrop ROCKEFELLER FOUNDATION
 990-PF
 12/31/2000
 71-0285871

The Northern Trust Company

Generated by The Northern Trust Company from periodic data on 26 Jan 01

Investment Transaction Detail

Trade date Security description Shares/PA Price Transaction amount Cost Market Translation Total
 Settle date Asset ID Broker/Commission
 Trade Status

Sales

Cash and Cash Equivalents

10 Aug 00	IBM CR CORP CPN 08-14 2000	-	1 100 000 000	1 097 653 33	-	1 097,653 33	0 00	0 00	0 00
11 Aug 00	CUSIP 44922AHE3		99 94080						
	DIRECT - IBM								
25 Jul 00	INTL BUSINESS MACHS CORP CPN 07 25 2000	-	1 100 000 000	1 098 616 14	-	1 098 616 14	0 00	0 00	0 00
	CUSIP 45920DGR8								
2 Aug 00	INTL BUSINESS MACHS CORP CPN 08-02 2000	-	1 100 000 000	1 098 435 56	-	1 098 435 56	0 00	0 00	0 00
	CUSIP 45920DH22								
23 Aug 00	MERCK & CO INC CPN 08 23-2000	800 000 000	794 680 22	-	784 680 22		0 00	0 00	0 00
	CUSIP 58933RHP8								
19 Sep 00	MERCK & CO INC CPN 09 19-2000	-	800 000 000	796 118 00	-	796,118 00	0 00	0 00	0 00
	CUSIP 58933RJY7								
20 Oct 00	MERCK & CO INC CPN 10-20 2000	-	800 000 000	795 558 67	-	795 558 67	0 00	0 00	0 00
	CUSIP 58933RKL3								
13 Nov 00	MERCK & CO INC CPN 11 13-2000	800 000 000	796 549 33	-	796 549 33		0 00	0 00	0 00
	CUSIP 58933RLD0								
Total United States - USD									
Repurchase agreements									
24 Mar 00	REPO UBS 41 965 00 US T NOTE	-	3 375 000 000	3 324 375 00	-	3 324,375 00	0 00	0 00	- 13,710 94
10 Apr 00	10 50 08 15 95 9128275P 2 030								
	Settled 09 27 93CUSIP 9128275P3		98 500000						
Total United States - USD									
Total repurchase agreements									

The Northern Trust Company

THE WINTHROP ROCKEFELLER FOUNDATION
 990-PF
 12/31/2000
 71-0285871

Generated by The Northern Trust Company from periodic data on 26 Jan 01

◆ Investment Transaction Detail

Trade date	Security description	Shares/PAR Price	Transaction amount	Cost	Realized gain/loss		Total
Settle date	Asset ID				Market	Translation	
Trade Status	Broker/Commission						

Sales

Cash and Cash Equivalents

Short term bills and notes

United States - USD

8 Mar 00	FHLB DISC NT 03-08-2000	- 400 000 000	398 370 67	- 398 370 67	0 00	0 00	0 00
8 Mar 00	CUSIP 313384UA5						
Settled		0 000000					
31 May 00	FHLB DISC NT 05-31 2000	400 000 000	394,623 44	- 394,623 44	0 00	0 00	0 00
31 May 00	CUSIP 313384XN4						
Settled		0 000000					
21 Jul 00	FHLB DISC NT 07-21-2000	- 775 000 000	771 672 67	771 672 67	0 00	0 00	0 00
21 Jul 00	CUSIP 313384ZR3						
Settled		0 000000					
8 Aug 00	FHLB DISC NT 08 11 2000	- 775 000 000	772 120 23	772 120 23	0 00	0 00	0 00
8 Aug 00	CUSIP 313384B65						
Settled	HSBC SECURITIES INC	99 946834					
23 May 00	FHLMC DISC NT 05 23-2000	- 1,275 000 000	1 271 187 75	1 271 187 75	0 00	0 00	0 00
23 May 00	CUSIP 313396XEB						
Settled		0 000000					
18 Jul 00	FHLMC DISC NT 07-18 2000	1 475,000 000	1,460,246 72	- 1 460 246 72	0 00	0 00	0 00
18 Jul 00	CUSIP 313396ZN6						
Settled		0 000000					
30 Mar 00	FNMA DISC NT 03-30 2000	- 2,000 000 000	1 971 410 82	1,971,410 82	0 00	0 00	0 00
30 Mar 00	CUSIP 313588UY9						
Settled		0 000000					
16 May 00	STUD LN MARKETING ASSN DISC NTS DISC NT	- 2 025 000 000	2 021 071 50	- 2 021,071 50	0 00	0 00	0 00
16 May 00	DUE 05-16-2000						
Settled	CUSIP 863872WX1	0 000000					
31 Mar 00	US TREAS BILLS 04-18 2000	- 5,000,000 000	4 984 271 32	- 4 984,271 32	0 00	0 00	0 00
3 Apr 00	CUSIP 912795GX3						
Settled	CHASE SECURITIES INC (CSI)	99 753333					
18 Apr 00	US TREAS BILLS 04 18-2000	- 2,330 000 000	2 322 658 56	2 322 658 56	0 00	0 00	0 00
18 Apr 00	CUSIP 912795GX3						
Settled		0 000000					

◆ Investment Transaction Detail

Trade date Security description Trade date Sell date Trade Status Broker/Commission Shares/PAR Price Transaction amount Cost Market Translation Total
 ----- ----- ----- ----- ----- ----- ----- ----- ----- ----- ----- ----- -----
 --- Realized gain/loss ---

Sales

Cash and Cash Equivalents

Total United States - USD	16,367,633 68	- 16,367,633 68	0 00	0 00	0 00
Total short term bills and notes	16,367,633 68	- 16,367,633 68	0 00	0 00	0 00
Total cash and cash equivalents	44,059,354 92	- 44,073,086 52	- 13,731 60	0 00	- 13,731 60
Total sales	- 130,869,560 39	130,684,833 61	- 130,777,786 57	- 92,952 96	- 92,952 96

The Northern Trust Company

THE WINTHROP ROCKFELLER FOUNDATION
 990-PF
 12/31/2000
 71-0285871

SCHEDULE G - SALES AND REDEMPTIONS
FOR PERIOD 01/01/00 THRU 11/30/00

ACCOUNT NO 72-0061-02-7

WINTHROP ROCKEFELLER FOUNDATION
RCM CAPITAL MANAGEMENT, INC
FIRST COMMERCIAL TRUST COMPANY, N A
CUSIPDIAN

DATE	DESCRIPTION	BROKER COMMISSION	PROCEEDS	COST	REALIZED GAIN/LOSS
01/19/00	SOLD 1,300,000 PAR VALUE FNMA 7 500% 01/01/29		1,286,238 28	1,299,187 50-	12,949 22-
01/19/00	T/D 12/20 @ \$98 9375 SOLD 1,525,000 PAR VALUE		1,508,796 88	1,524,046 88-	15,250 00-
02/14/00	FNMA 7 500% 02/01/30 SOLD 1,525,000 PAR VALUE T/D 02/07 @ \$97 492188		1,486,755 87	1,506,771 49-	20,015 62-
02/11/00	FEDERAL HOME LN BKS REC'D PROCEEDS ON MATURITY OF ADNT 02/11/00		400,000 00	398,288 89-	1,711 11
01/31/00	FEDERAL HOME LN MTG CORP SOLD 200000 01/31/00 TO HSBC SECURITIES		199,236 11	199,236 11-	00
01/31/00	FEDERAL HOME LN MTG CORP SOLD 200000 01/28/00 TO HSBC SECURITIES		199,236 11	199,236 11-	00
02/08/00	REC'D PROCEEDS ON MATURITY OF @ 99 986665 TO HSBC SECURITIES		600,000 00	597,108 14-	2,291 66
01/31/00	FEDERAL HOME LN MTG CORP SOLD 1000000 01/28/00 TO HSBC SECURITIES		995,272 50	995,272 50-	00
01/31/00	FEDERAL HOME LN MTG CORP ADNT 02/14/00		998,472 22	996,180 56-	2,291 66

THE WINTHROP ROCKEFELLER FOUNDATION
990-PF
12/31/2000
71-0285871

SCHEDULE G - SALES AND REDEMPTIONS
FOR PERIOD 01/01/00 THRU 11/30/00

ACCOUNT NO 72-0061-02-7

WINTHROP ROCKEFELLER FOUNDATION
RCM CAPITAL MANAGEMENT, INC
FIRST COMMERCIAL TRUST COMPANY, N A
CUSTODIAN

DATE	DESCRIPTION	BROKER COMMISSION	PROCEEDS	COST	REALIZED GAIN/LOSS
02/14/00	FNMA GTD PASS THRU POOL# 524864 7 500% 01/01/30 SOLD 1000099 560 02/10/00	00	984,941 80	988,223 38-	3,281 58-
02/14/00	TO SALOMON BROTHERS ⑨ 98 484375	00	295,482 64	296,467 11-	984 47-
02/14/00	TO SALOMON BROTHERS SOLD 300029 970 02/10/00 ⑨ 98 484375	00	283,769 14	304,952 34-	21,183 20-
01/10/00	GREEN TREE FINANCIAL CORP DUE 02/11/99 5.76% DUE 11/01/18 SOLD 305000 01/05/00 TO MLPF & S/FIXED INCOME OPERATION ⑨ 93 039062	00	446,692 58	484,821 38-	38,128 80-
01/10/00	GREEN TREE FINANCIAL CORP DUE 05/27/1999 6 5% DUE 02/01/2031 SOLD 485000 01/05/00 TO LBI-LEHMAN GOVT SECURITIES, INC ⑨ 92 101562	00	232,021 48	233,222 65-	1,201 17-
01/18/00	U S TREASURY BONDS 5 625 05/15/08 SOLD 250000 01/12/00 TO CHASE SECURITIES INC ⑨ 92 808593	00	190,810 16	191,843 10-	1,032 94-
02/14/00	SOLD 205000 01/12/00 TO FIRST BOSTON CORP ⑨ 93 078127	00	185,953 12	187,164 00-	1,210 88-
02/14/00	TO COUNTY SECURITIES CORP USA ⑨ 92 976562 SOLD 325000 01/12/00 TO FIRST BOSTON CORP ⑨ 92 71875	00	301,335 94	304,141 50-	2,805 56-

THE WINTHROP ROCKEFELLER FOUNDATION
990-PF
12/31/2000
71-0285871

SCHEDULE G - SALES AND REDEMPTIONS
FOR PERIOD 01/01/00 THRU 11/30/00

ACCOUNT NO 72-0061-02-7

WINTHROP ROCKEFELLER FOUNDATION
RCM CAPITAL MANAGEMENT, INC
FIRST COMMERCIAL TRUST COMPANY, N A
CUSTODIAN

DATE	DESCRIPTION	BROKER	COMMISSION	PROCEEDS	COST	REALIZED GAIN/LOSS
02/22/00	SOLD 215000 01/18/00 TO COUNTY SECURITIES CORP USA @ 92 667968		00	199,236 13	201,201 30-	1,965 17-
02/22/00	SOLD 155000 01/21/00 TO CHASE SECURITIES INC @ 92 414062		00	143,241 80	144,729 87-	1,488 07-
02/22/00	SOLD 270000 01/19/00 TO GREENWICH CAPITAL MARKETS @ 92 734375		00	250,382 81	251,880 47-	1,497 66-
02/24/00	SOLD 1270000 02/22/00 TO LBI-LBHMANN GOVT SECURITIES, INC @ 92 929687		00	1,179,384 38	1,162,645 31-	16,739 07
01/06/00	SOLD 650000 01/04/00 TO CHASE SECURITIES INC @ 98 734375		00	641,773 44	642,890 62-	1,117 18-

TOTAL FIXED INCOME						
	CASH EQUIVALENTS			12,010,561 17	12,113,930 85-	103,369 68-
	TRUST MARKET DEPOSIT FUND					
11/30/00	SALES (16) 01/01/00 TO 11/30/00		00	7,022,198 86	7,022,198 86-	00

TOTAL CASH EQUIVALENTS						
	TOTAL SALES AND REDEMPTIONS			19,032,760 03	19,136,129 71-	103,369 68-

THE WINTHROP ROCKEFELLER FOUNDATION
990-PF
12/31/2000
71-0285871

Portfolio Statement

31-DEC-00

Account number: 805346
 Account Name: WROCKEFELLER-NIF-INTL-EQUITY

Investment Transaction Detail

Trade date	Security description	Shares/PAR	Transaction amount	Cost	Market	Transaction	Realized gain/loss
Trade Status	Broker/Commission						Total

Sales

Equities		Common stock		International - USD	
20 Nov 00	MFB NORTHN INSTL FDS INTL EQTY INDEX	- 17,391 300	200 000 00	- 235 652 12	- 35 652 12
21 Nov 00	PORTFOLIO CL A				0 00
Sold	CUSIP 665278354	11 500000			
14 Dec 00	MFB NORTHN INSTL FDS INTL EQTY INDEX	8 410 260	75 000 00	86,859 02	11 859 02
15 Dec 00	PORTFOLIO CL A				0 00
Sold	CUSIP 665278354	11 700000			
21 Dec 00	MFB NORTHN INSTL FDS INTL EQTY INDEX	- 1 369 754 100	15 100 573 00	18 163 842 00	- 2 973 269 00
22 Dec 00	PORTFOLIO CL A				2 873 26
Sold	CUSIP 665278351	11 090000			

Total International - USD		Total common stock		Total equities		Total sales		Total transactions	
15,465,573 00	- 18,486,353 14	- 3,020,780 14	- 3,020,780 14	15,465,573 00	- 18,486,353 14	- 3,020,780 14	- 3,020,780 14	15,465,573 00	- 18,486,353 14
15,465,573 00	- 18,486,353 14	- 3,020,780 14	- 3,020,780 14	15,465,573 00	- 18,486,353 14	- 3,020,780 14	- 3,020,780 14	15,465,573 00	- 18,486,353 14
- 1 393,555 66				- 1 393,555 66				- 1 393,555 66	
- 2,815,903 78				- 2,815,903 78				- 2,815,903 78	

THE WINHROP ROCKEFELLER FOUNDATION
 990-PF
 12/31/2000
 71-0285871

Generated by The Northern Trust Company from periodic data on 26 Jan 01

◆ Investment Transaction Detail

Trade date	Security description				Realized gain/loss			
Settle date	Asset ID	Shares/PAR	Transaction	Cost	Market	Translation	Total	
Trade Status	Broker/Commission	Price	amount					

Purchases

Equities							
Common stock							
United States - USD							
1 May 00	NTGI COM MONTHLY S&P 500/BARRA VALUE	3 331 220	65 317 68	65,317 66	0 00	0 00	0 00
8 May 00	EQTY INDEX FD						
Settled	CUSIP 003998192	0 000000					
1 Jun 00	NTGI COM MONTHLY S&P 500/BARRA VALUE	1 298 810	- 25,476 62	25 476 62	0 00	0 00	0 00
9 Jun 00	EQTY INDEX FD						
Settled	CUSIP 003998192	0 000000					
2 Oct 00	NTGI COM MONTHLY S&P 500/BARRA VALUE	477 700 050	8 718 090 90	9,718 090 90	0 00	0 00	0 00
10 Oct 00	EQTY INDEX FD						
Settled	CUSIP 003998192	0 000000					
Total United States - USD			- 9,808,885 18	9,808,885 18	0 00	0 00	0 00
Total common stock			- 9,808,885 18	9,808,885 18	0 00	0 00	0 00
Total equities			- 9,808,885 18	9,808,885 18	0 00	0 00	0 00
Total purchases		482,330 08	- 9,808,885 18	9,808,885 18	0 00	0 00	0 00

Sales

Equities							
Common stock							
United States - USD							
12 May 00	NTGI COM MONTHLY S&P 500/BARRA VALUE	0 000	0 00	- 11,132 35	- 11 132 35	0 00	- 11,132 35
12 May 00	EQTY INDEX FD						
Pending	CUSIP 003998192	0 000000					
12 May 00	NTGI COM MONTHLY S&P 500/BARRA VALUE	0 000	0 00	2,042 89	2,042 89	0 00	2,042 89
12 May 00	EQTY INDEX FD						
Pending	CUSIP 003998192	0 000000					
14 Jun 00	NTGI COM MONTHLY S&P 500/BARRA VALUE	0 000	0 00	1,014 88	1,014 88	0 00	1,014 88
14 Jun 00	EQTY INDEX FD						
Pending	CUSIP 003998192	0 000000					
14 Jun 00	NTGI COM MONTHLY S&P 500/BARRA VALUE	0 000	0 00	- 688 13	- 688 13	0 00	- 688 13
14 Jun 00	EQTY INDEX FD						
Pending	CUSIP 003998192	0 000000					

THE WINTHROP ROCKFELLER FOUNDATION
990-PF
12/31/2000
71-0285871

The Northern Trust Company

Generated by The Northern Trust Company from periodic data on 26 Jan 01

Portfolio Statement

JAN 00 - 31 DEC 00

Account number: 7605347
 Account Name: WROCKEFELLER-NIOA

Investment Transaction Detail

Trade date Security description Shares/PAR Transaction amount Cost Market Translation Total
 Trade date Asset ID Broker/Commission Realized gain/loss

Sales

Equities

3 Jul 00	NTGI COM MONTHLY S&P 500/BARRA VALUE	- 1 021 784 010	19,214,443 95	- 20 878,908 82	- 1,664,462 87	0 00	- 1,664 462 87
13 Jul 00	EQT INDEX FD						
17 Jul 00	NTGI COM MONTHLY S&P 500/BARRA VALUE	0 000	0 00	72,974 44	72,974 44	0 00	72,974 44
17 Jul 00	EQT INDEX FD						
17 Jul 00	NTGI COM MONTHLY S&P 500/BARRA VALUE	0 000	0 00	227,013 76	227,013 76	0 00	227,013 76
17 Jul 00	EQT INDEX FD						
14 Nov 00	NTGI COM MONTHLY S&P 500/BARRA VALUE	0 000	0 00	479 93	479 93	0 00	479 93
14 Nov 00	EQT INDEX FD						
14 Nov 00	NTGI COM MONTHLY S&P 500/BARRA VALUE	0 000	0 00	- 81 12	- 81 12	0 00	- 81 12
14 Nov 00	EQT INDEX FD						
1 Dec 00	NTGI COM MONTHLY S&P 500/BARRA VALUE	- 5,716 390	112,000 00	- 116 296 15	- 4 296 15	0 00	- 4 296 15
8 Dec 00	EQT INDEX FD						
14 Dec 00	NTGI COM MONTHLY S&P 500/BARRA VALUE	0 000	0 00	- 249 22	- 249 22	0 00	- 249 22
14 Dec 00	EQT INDEX FD						
14 Dec 00	NTGI COM MONTHLY S&P 500/BARRA VALUE	0 000	0 00	2 169 06	2 169 06	0 00	2,169 06
14 Dec 00	EQT INDEX FD						
Total United States - USD		19,326,443 95	- 20,701,658 63	- 1,375,214 68	- 1,375,214 68	0 00	- 1,375,214 68
Total common stock		19,326,443 95	- 20,701,658 63	- 1,375,214 68	- 1,375,214 68	0 00	- 1,375,214 68
Total equities		19,326,443 95	- 20,701,658 63	- 1,375,214 68	- 1,375,214 68	0 00	- 1,375,214 68
Total sales		- 1,027,500 40	19,326,443 95	- 20,701,658 63	- 1,375,214 68	0 00	- 1,375,214 68

The Northern Trust Company

12/31/2000
 71-0285871

THE WINTHROP ROCKEFELLER FOUNDATION
 990-PF

Generated by The Northern Trust Company from periodic data on 26 Jan 01

Portfolio Statement

1 JAN 00 - 31 DEC 00

Account number 2607020
Account Name WROCKEFELLER - EARNEST PART

Investment Transaction Detail

Trade date	Security description	Share of A/c	Transaction amount	Cost	Market	Realized gain/loss Translation	Total
Settle date	Asset ID	Price					
Trade Status	Broker/Commission						

Sales

Equities

Common stock

United States - USD

11 Dec 00	AVAYA INC COM	349 000	11 983 09	28 837 42	16 854 33	0 00	16 854 33
14 Dec 00	CUSIP 053499109						
Settled	DONALDSON AND COMPANY INC / 50 0-	12 087500					
	OTHER CHARGES	41					
19 Dec 00	BIOGEN INC COM	1 400 000	137 955 80	160 912 50	22 956 70	0 00	22 956 70
22 Dec 00	CUSIP 090597105						
Settled	KNIGHT SECURITIES L P	17 153 000					
	OTHER CHARGES	4 60					
21 Dec 00	BIOGEN INC COM	1 400 000	82 016 26	85 000 00	2 983 74	0 00	2 983 74
27 Dec 00	CUSIP 090597105						
Settled	KNIGHT SECURITIES L P	58 58 000					
	OTHER CHARGES	2 74					
27 Sep 00	BSTN SCIENTIFIC CORP COM	3 000 000	59 481 17	89 991 00	30 509 83	0 00	30 509 83
2 Oct 00	CUSIP 101137107						
Settled	DONALDSON AND COMPANY INC / 10 00	10 000 000					
	OTHER CHARGES	1 99					
28 Sep 00	BSTN SCIENTIFIC CORP COM	5 100 000	87 730 94	112 860 75	25 149 81	0 00	25 149 81
3 Oct 00	CUSIP 101137107						
Settled	DONALDSON AND COMPANY INC / 31 00	10 000 000					
	OTHER CHARGES	2 94					
29 Sep 00	BSTN SCIENTIFIC CORP COM	3 200 000	69 271 22	72 564 50	3 293 28	0 00	- 3 293 28
4 Oct 00	CUSIP 101137107						
Settled	DONALDSON AND COMPANY INC / 25 00	10 000 000					
	OTHER CHARGES	2 32					
6 Dec 00	CITIGROUP INC COM	0 0	30 38	19 71	11 17	0 00	11 17
6 Dec 00	CUSIP 172967101						
Settled		0 000000					
3 Oct 00	DISNEY WALT CO COM	10 400 000	413 570 63	389 742 75	23 836 88	0 00	23 836 88
6 Oct 00	CUSIP 154687106						
Settled	DONALDSON AND COMPANY INC / 024 00	10 400 000					
	OTHER CHARGES	13 81					
11 Dec 00	ELI LILLY & CO COM	600 000	74 100 52	81 898 00	7 698 48	0 00	- 7 698 48
14 Dec 00	CUSIP 532457108						
Settled	DONALDSON AND COMPANY INC / 16 00	1 600 000					
	OTHER CHARGES	1 46					

THE WINTHROP ROCKFELLER FOUNDATION
990-PF
12/31/2000
71-0285871

Portfolio Statement

JAN 00 - 31 DEC 00

Investment Transaction Detail

Account number 2607020
 Account Name: WROCKEFELLER EARNEST PART

Trade date Security description Asset ID Broker/Commission Shares/AB Transaction amount Cost Market Translation Total
 ----- ----- ----- ----- ----- ----- ----- ----- ----- -----

Sales

Equities

26 Oct 00	Settled	FORD MTR CO DEL COM PAR 10 01	CUSIP 345370360	0.730	5.88	6.33	0.45	0.00	0.00
16 Aug 00	Settled	GAP INC COM	CUSIP 351700108	7.700	144.958	219.998	25	75.041	75.041
21 Aug 00	Settled	ESI SECURITIES CO / 213 50	OTHER CHARGES		25.135		4.85		
16 Oct 00	Settled	GAP INC COM	CUSIP 351700108	7.100	99.119	-189.737	25	90.617	90.617
19 Oct 00	Settled	CAPITAL INSTITUTIONAL SVC / 100.00	OTHER CHARGES		19.115		3.32		
29 Aug 00	Settled	GEN ELTC CO COM	CUSIP 359604103	7.000	130.901	-119.619	50	11.281	11.281
1 Sep 00	Settled	DONALDSON AND COMPANY INC / 132 00	OTHER CHARGES		1.582		4.37		
28 Nov 00	Settled	GEN ELTC CO COM	CUSIP 359604103	1.400	60.000	65.247	00	5.246	5.246
30 Nov 00	Settled	DONALDSON AND COMPANY INC / 1.00	OTHER CHARGES		100.200		2.01		
20 Nov 00	Settled	HOIJE DEPOT INC COM	CUSIP 437076102	300.000	89.127	121.750	50	32.622	32.622
24 Nov 00	Settled	DONALDSON AND COMPANY INC / 138 00	OTHER CHARGES		38.012		2.58		
20 Nov 00	Settled	MARCHFIRST INC COM COM STR 1511#	US5662441097	1.700	20.230	141.851	01	121.620	121.620
24 Nov 00	Settled	HERZOG HEINE GEDWLD INC	CUSIP 566744109	7.012					
11 Dec 00	Settled	MARCHFIRST INC COM COM STR 1511#	US5662441097	1.700	8.374	140.762	27	132.387	132.387
14 Dec 00	Settled	US5662441097	OTHER CHARGES				55		
14 Dec 00	Settled	HERZOG HEINE GEDWLD INC	CUSIP 566244109	1.250					
11 Dec 00	Settled	Pfizer Inc Com	CUSIP 717081103	3.000	131.628	145.680	00	14.051	14.051
14 Dec 00	Settled	DONALDSON AND COMPANY INC / 130 00	OTHER CHARGES						

THE WINTROP ROCKEFELLER FOUNDATION
 990-PF
 12/31/2000
 71-0285871

The Northern Trust Company

Portfolio Statement

1 JAN 00 - 31 DEC 00

Investment Transaction Detail

Account number 2607020
 Account Name WROCKEFELLER - FARNEST PART

Page 26 of 61

Realized gain/loss

Sales

Trade date	Security description	Ass'd ID	Broker/Commission	Share / A/R	Transaction amount	Cost	Market	Translation	Total
9 Nov 00	REGIONS FNCL CORP COM			1.000000	28 949 03	25 725 00	3 224 03	0.00	3 224
14 Nov 00	CUSIP 758940100							0.00	
Settled	OTHER CHARGES				24 120000				
29 Nov 00	REGIONS FNCL CORP COM			1.000000	31 198 96	27 868 75	1 330 21	0.00	3 370 21
4 Dec 00	CUSIP 758940100							0.00	
Settled	OTHER CHARGES				1 000000				
30 Nov 00	REGIONS FNCL CORP COM			1.000000	21 119 40	192 600 00	90 992 38	0.00	20 582 38
5 Dec 00	CUSIP 758940100							0.00	
Settled	OTHER CHARGES				1 000000				
1 Dec 00	REGIONS FNCL CORP COM			1.300000	80 355 62	66 206 25	14 149 37	0.00	14 149 37
6 Dec 00	CUSIP 758940100							0.00	
Settled	OTHER CHARGES				24 351000				
29 Aug 00	SUN MICROSYSTEMS INC COM STK 1 000x7 PAR			700 000	88 765 73	72 668 75	16 097 04	0.00	16 097 04
29 Aug 00	CUSIP 806810104							0.00	
Settled	OTHER CHARGES				1 000 000				
18 Sep 00	SUN MICROSYSTEMS INC COM STK 1 000x7 PAR			1 600 000	184 661 20	166 100 00	18 561 20	0.00	18 561
21 Sep 00	CUSIP 866810104							0.00	
Settled	OTHER CHARGES				117 117 000				
27 Oct 00	SUN TR BANKS INC COM			4 400 000	219 500 99	236 163 00	16 662 01	0.00	16 662 01
1 Nov 00	CUSIP 607541103							0.00	
Settled	OTHER CHARGES				1 100 000				
Total United States - USD					2 173 218 09	2 953 830 49	- 480 612 40	0.00	- 480,612 40
Total common stock					2,473,218 09	2,953,830 49	- 480,612 40	0.00	- 480,612 40
Total equities					2,473,218 09	2,953,830 49	- 480,612 40	0.00	- 480,612 40
Total sales					83 849 05	2,473,218 09	- 2,953,830 49	0.00	- 480,612 40

0

The Northern Trust Company

THE WINTROP ROCKEFELLER FOUNDATION
 990-PF
 12/31/2000
 71-0285871

Generated by The Northern Trust Company from periodic data on 26 Jan 01

◆ Investment Transaction Detail

Trade date Security description Settle date Trade Status Broker/Commission Shares/PAR Transaction amount Cost Market Translation Total

Realized gain/loss

Sales

Equities

Common stock

Israel - USD

7 Jun 00	Settled	ADR TEVA PHARMACEUTICAL INDS LTD ADR	ISIN #US8816242098	CUSIP 881624209	SMITH BARNEY INC	OTHER CHARGES	8 23	- 4 700 000	246 741 77	- 198 323 55	48 418 22	0 00	48 418 22
12 Jun 00	Settled	ADR TEVA PHARMACEUTICAL INDS LTD ADR	ISIN #US8816242098	CUSIP 881624209	SMITH BARNEY INC	OTHER CHARGES	8 23	52 500 000					
25 Sep 00	Settled	ADR TEVA PHARMACEUTICAL INDS LTD ADR	ISIN #US8816242098	CUSIP 881624209	MERRILL LYNCH PIERCE FENNER & SMITH	OTHER CHARGES	17 34	6 900 000	520,070 16	291 155 85	228 914 31	0 00	228 914 31

The Northern Trust Company

THE WINTHROP ROCKFELLER FOUNDATION
 990-PF
 12/31/2000
 71-0285871

Generated by The Northern Trust Company from periodic data on 26 Jan 01

Investment Transaction Detail

Page 46 of 225

Sales

Trade date	Security description	Asset ID	Shares/PA	Price	Transaction amount	Cost	Market	Translation	Realized gain/loss
29 Sep 00	ADR TEVA PHARMACEUTICAL INDS LTD ADR	ISIN #US8816242098	89 810 52		50 635 80			39 174 72	0 00
4 Oct 00		CUSIP 881624209							
Settled	MERRILL LYNCH PIERCE FENNER & SMITH				74 844600				
	OTHER CHARGES								3 00
Total Israel - USD									
Netherlands - USD									
6 Jun 00	ADR VERSATEL TELECOM INTL N V	CUSIP 925301103	500 000		17 615 81	- 26,349 05		- 8 733 24	0 00
Settled	LEHMAN BROTHERS INC								
	OTHER CHARGES								59
7 Jun 00	ADR VERSATEL TELECOM INTL N V	CUSIP 925301103	- 4 200 000		140 104 38	221 332 02		- 81 227 64	0 00
Settled	LEHMAN BROTHERS INC								
	OTHER CHARGES								4 68
15 Jun 00	ADR VERSATEL TELECOM INTL N V	CUSIP 925301103	- 1 500 000		54 466 93	- 79 047 15		- 24 580 22	0 00
Settled	SMITH BARNEY INC								
	OTHER CHARGES								1 82
16 Jun 00	ADR VERSATEL TELECOM INTL N V	CUSIP 925301103	2 300 000		85 557 14	121 205 63		- 35 648 49	0 00
Settled	SMITH BARNEY INC								
	OTHER CHARGES								2 86
19 Jun 00	ADR VERSATEL TELECOM INTL N V	CUSIP 925301103	- 3 800 000		143 650 79	198 491 84		- 54,841 05	0 00
Settled	SMITH BARNEY INC								
	OTHER CHARGES								4 79
20 Jun 00	ADR VERSATEL TELECOM INTL N V	CUSIP 925301103	- 3 300 000		119 275 51	170,075 34		- 51 399 83	0 00
Settled	SMITH BARNEY INC								
	OTHER CHARGES								3 98
21 Jun 00	ADR VERSATEL TELECOM INTL N V	CUSIP 925301103	- 4 400 000		153 638 03	- 227,567 12		73 929 09	0 00
Settled	SMITH BARNEY INC								
	OTHER CHARGES								5 13

Generated by The Northern Trust Company from periodic data on 26 Jan 01

THE WINHROP ROCKFELLER FOUNDATION
 990-PF
 12/31/2000
 71-0285871

The Northern Trust Company

Investment Transaction Detail

Account number: 7605345
 Account Name: WROCKEFELLER-ESSEX

Trade date Security description Trade date Asset ID Trade Status Broker/Commission Shares/PAR Price Transaction amount Cost Market Translation Realized gain/loss Total

Sales

15 Mar 00	ADR JAZZTEL P L C ADR	3 100 000	295 245 93	- 166 072 67	129 173 26	0 00	129 173 26						
20 Mar 00	CUSIP 47214R1S2												
	MERRILL LYNCH PIERCE FENNER & SMITH	9 85											
18 Apr 00	ADR JAZZTEL P L C ADR	- 5 800 000	287,829 90	- 305,292 86	- 17 462 96	0 00	- 17 462 96						
24 Apr 00	CUSIP 47214R1S2												
	MERRILL LYNCH PIERCE FENNER & SMITH	9 60											
24 Apr 00	OTHER CHARGES		49 627 500										

Total United Kingdom - USD 1,628,595 67 - 1,073,311 37 555,284 30 0 00 555,284 30

Total United States - USD

25 Feb 00	#REORG COBALT NETWORKS INC STK MERGER	- 1,100 000	116 664 86	- 149 485 68	- 32 820 80	0 00	- 32 820 80						
9 Mar 00	TOSUN MICROSYSTEMS #2 850213 12/06/00												
	CUSIP 19074R101	106 062 500											
	GOLDMAN SACHS & COMPANY	3 89											
28 Feb 00	#REORG COBALT NETWORKS INC STK MERGER	700 000	70 926 25	66 130 61	4 795 64	0 00	4 795 64						
10 Mar 00	TOSUN MICROSYSTEMS #2 850213 12/06/00												
	CUSIP 19074R101	101 326 600											
	GOLDMAN SACHS & COMPANY	2 37											
29 Feb 00	#REORG COBALT NETWORKS INC STK MERGER	- 200 000	19 962 57	- 21,997 87	- 2 035 30	0 00	- 2,035 30						
10 Mar 00	TOSUN MICROSYSTEMS #2-850213 12/06/00												
	CUSIP 19074R101	99 816 200											
	GOLDMAN SACHS & COMPANY	67											
1 Mar 00	#REORG COBALT NETWORKS INC STK MERGER	- 400 000	39 208 69	- 39,445 44	- 236 75	0 00	- 236 75						
10 Mar 00	TOSUN MICROSYSTEMS #2 850213 12/06/00												
	CUSIP 19074R101	98 025 000											
	GOLDMAN SACHS & COMPANY	1 31											
2 Mar 00	#REORG COBALT NETWORKS INC STK MERGER	100 000	8 974 30	13 841 34	- 4 867 04	0 00	- 4 867 04						
7 Mar 00	TOSUN MICROSYSTEMS #2 850213 12/06/00												
	CUSIP 19074R101	89 746 000											
	GOLDMAN SACHS & COMPANY	30											
	OTHER CHARGES												

The Northern Trust Company

THE WINTHROP ROCKEFELLER FOUNDATION
 990-PF
 12/31/2000
 71-0285871

Generated by The Northern Trust Company from periodic data on 26 Jan 01

Portfolio Statement

JAN 00 - 31 DEC 00

Account number: 2605345
 Account Name: WROCKEFELLER ESSEX

Investment Transaction Detail

Trade date Security description Shares/PAR Price Transaction amount Cost Market Translation Realized gain/loss Total

Sales

Trade date	Security description	Shares/PAR	Price	Transaction amount	Cost	Market	Translation	Realized gain/loss	Total
3 Mar 00	#REGORG COBAL NETWORKS INC STK MERGER TOSUN MICROSYSTEMS #2-850213 12/06/00 CUSIP 19074R1D1 GOLDMAN SACHS & COMPANY OTHER CHARGES 60	- 200 000	17 790 90	- 27 682 68	- 9 891 78			0 00	- 9,891 78
8 Mar 00	#REGORG COBAL NETWORKS INC STK MERGER TOSUN MICROSYSTEMS #2-850213 12/06/00 CUSIP 19074R1D1 GOLDMAN SACHS & COMPANY OTHER CHARGES 60	- 800 000	68 384 28	- 102 609 52	- 34 225 24			0 00	- 34 225 24
8 Mar 00	#REGORG COBAL NETWORKS INC STK MERGER TOSUN MICROSYSTEMS #2-850213 12/06/00 CUSIP 19074R1D1 GOLDMAN SACHS & COMPANY OTHER CHARGES 60	- 800 000	68 384 28	- 102 609 52	- 34 225 24			0 00	- 34 225 24
19 Sep 00	#REGORG PE CORP N/C APPLERA CORP-APPLIED BIOSYS GRP 2023356 @1 11/30/00 CUSIP 69332S102 THOMAS WEISEL PARTNERS LLC / 645 00 OTHER CHARGES 45 20	12 900 000	1 357,007 65	- 1,003 210 32	353 797 33			0 00	353 797 33
22 Sep 00	#REGORG PE CORP N/C APPLERA CORP-APPLIED BIOSYS GRP 2023356 @1 11/30/00 CUSIP 69332S102 THOMAS WEISEL PARTNERS LLC / 645 00 OTHER CHARGES 45 20	12 900 000	1 357,007 65	- 1,003 210 32	353 797 33			0 00	353 797 33
21 Sep 00	#REGORG PE CORP N/C APPLERA CORP-APPLIED BIOSYS GRP 2023356 @1 11/30/00 CUSIP 69332S102 BEAR STEARNS SECURITIES CORP / 108 00 OTHER CHARGES 6 75	1 800 000	202 385 25	117 834 12	84 551 13			0 00	84 551 13
28 Sep 00	#REGORG PE CORP N/C APPLERA CORP-APPLIED BIOSYS GRP 2023356 @1 11/30/00 CUSIP 69332S102 MAGNA SECURITIES CORPORATION / 248 00 OTHER CHARGES 16 78	4 100 000	503 062 24	- 268 399 94	234 662 30			0 00	234 662 30
25 Sep 00	#REGORG PE CORP N/C APPLERA CORP-APPLIED BIOSYS GRP 2023356 @1 11/30/00 CUSIP 69332S102 MAGNA SECURITIES CORPORATION / 248 00 OTHER CHARGES 16 78	4 100 000	503 062 24	- 268 399 94	234 662 30			0 00	234 662 30
29 Sep 00	#REGORG PE CORP N/C APPLERA CORP-APPLIED BIOSYS GRP 2023356 @1 11/30/00 CUSIP 69332S102 BEAR STEARNS SECURITIES CORP / 42 00 OTHER CHARGES 2 76	700 000	82 555 24	- 45 824 38	36 730 86			0 00	36,730 86
4 Oct 00	#REGORG PE CORP N/C APPLERA CORP-APPLIED BIOSYS GRP 2023356 @1 11/30/00 CUSIP 69332S102 BEAR STEARNS SECURITIES CORP / 42 00 OTHER CHARGES 2 76	700 000	82 555 24	- 45 824 38	36 730 86			0 00	36,730 86
3 Nov 00	#REGORG PE CORP N/C APPLERA CORP-APPLIED BIOSYS GRP 2023356 @1 11/30/00 CUSIP 69332S102 FIRST BOSTON CORPORATION / 260 00 OTHER CHARGES 22 61	5 200 000	677 941 43	- 535,121 56	142,819 87			0 00	142,819 87
8 Nov 00	#REGORG PE CORP N/C APPLERA CORP-APPLIED BIOSYS GRP 2023356 @1 11/30/00 CUSIP 69332S102 FIRST BOSTON CORPORATION / 260 00 OTHER CHARGES 22 61	5 200 000	677 941 43	- 535,121 56	142,819 87			0 00	142,819 87
14 Nov 00	#REGORG PE CORP N/C APPLERA CORP-APPLIED BIOSYS GRP 2023356 @1 11/30/00 CUSIP 69332S102 BEAR STEARNS SECURITIES CORP / 96 00 OTHER CHARGES 5 44	- 1,600 000	162 923 52	104,741 44	58,182 08			0 00	58 182 08

Equities

Trade date	Security description	Shares/PAR	Price	Transaction amount	Cost	Market	Translation	Realized gain/loss	Total
3 Mar 00	#REGORG COBAL NETWORKS INC STK MERGER TOSUN MICROSYSTEMS #2-850213 12/06/00 CUSIP 19074R1D1 GOLDMAN SACHS & COMPANY OTHER CHARGES 60	- 200 000	17 790 90	- 27 682 68	- 9 891 78			0 00	- 9,891 78
8 Mar 00	#REGORG COBAL NETWORKS INC STK MERGER TOSUN MICROSYSTEMS #2-850213 12/06/00 CUSIP 19074R1D1 GOLDMAN SACHS & COMPANY OTHER CHARGES 60	- 800 000	68 384 28	- 102 609 52	- 34 225 24			0 00	- 34 225 24
8 Mar 00	#REGORG COBAL NETWORKS INC STK MERGER TOSUN MICROSYSTEMS #2-850213 12/06/00 CUSIP 19074R1D1 GOLDMAN SACHS & COMPANY OTHER CHARGES 60	- 800 000	68 384 28	- 102 609 52	- 34 225 24			0 00	- 34 225 24
19 Sep 00	#REGORG PE CORP N/C APPLERA CORP-APPLIED BIOSYS GRP 2023356 @1 11/30/00 CUSIP 69332S102 THOMAS WEISEL PARTNERS LLC / 645 00 OTHER CHARGES 45 20	12 900 000	1 357,007 65	- 1,003 210 32	353 797 33			0 00	353 797 33
22 Sep 00	#REGORG PE CORP N/C APPLERA CORP-APPLIED BIOSYS GRP 2023356 @1 11/30/00 CUSIP 69332S102 THOMAS WEISEL PARTNERS LLC / 645 00 OTHER CHARGES 45 20	12 900 000	1 357,007 65	- 1,003 210 32	353 797 33			0 00	353 797 33
21 Sep 00	#REGORG PE CORP N/C APPLERA CORP-APPLIED BIOSYS GRP 2023356 @1 11/30/00 CUSIP 69332S102 BEAR STEARNS SECURITIES CORP / 108 00 OTHER CHARGES 6 75	1 800 000	202 385 25	117 834 12	84 551 13			0 00	84 551 13
28 Sep 00	#REGORG PE CORP N/C APPLERA CORP-APPLIED BIOSYS GRP 2023356 @1 11/30/00 CUSIP 69332S102 MAGNA SECURITIES CORPORATION / 248 00 OTHER CHARGES 16 78	4 100 000	503 062 24	- 268 399 94	234 662 30			0 00	234 662 30
25 Sep 00	#REGORG PE CORP N/C APPLERA CORP-APPLIED BIOSYS GRP 2023356 @1 11/30/00 CUSIP 69332S102 MAGNA SECURITIES CORPORATION / 248 00 OTHER CHARGES 16 78	4 100 000	503 062 24	- 268 399 94	234 662 30			0 00	234 662 30
29 Sep 00	#REGORG PE CORP N/C APPLERA CORP-APPLIED BIOSYS GRP 2023356 @1 11/30/00 CUSIP 69332S102 BEAR STEARNS SECURITIES CORP / 42 00 OTHER CHARGES 2 76	700 000	82 555 24	- 45 824 38	36 730 86			0 00	36,730 86
4 Oct 00	#REGORG PE CORP N/C APPLERA CORP-APPLIED BIOSYS GRP 2023356 @1 11/30/00 CUSIP 69332S102 BEAR STEARNS SECURITIES CORP / 42 00 OTHER CHARGES 2 76	700 000	82 555 24	- 45 824 38	36 730 86			0 00	36,730 86
3 Nov 00	#REGORG PE CORP N/C APPLERA CORP-APPLIED BIOSYS GRP 2023356 @1 11/30/00 CUSIP 69332S102 FIRST BOSTON CORPORATION / 260 00 OTHER CHARGES 22 61	5 200 000	677 941 43	- 535,121 56	142,819 87			0 00	142,819 87
8 Nov 00	#REGORG PE CORP N/C APPLERA CORP-APPLIED BIOSYS GRP 2023356 @1 11/30/00 CUSIP 69332S102 FIRST BOSTON CORPORATION / 260 00 OTHER CHARGES 22 61	5 200 000	677 941 43	- 535,121 56	142,819 87			0 00	142,819 87
14 Nov 00	#REGORG PE CORP N/C APPLERA CORP-APPLIED BIOSYS GRP 2023356 @1 11/30/00 CUSIP 69332S102 BEAR STEARNS SECURITIES CORP / 96 00 OTHER CHARGES 5 44	- 1,600 000	162 923 52	104,741 44	58,182 08			0 00	58 182 08

The Northern Trust Company

THE WINTHROP ROCKEFELLER FOUNDATION
 990-PF
 12/31/2000
 71-0285871

Generated by The Northern Trust Company from periodic data on 26 Jan 01

Investment Transaction Detail

Account number: 2605345
 Account Name: WROCKFELLER ESSEX

Trade date Security description Asset ID Broker/Commission Shares/PA Transaction amount Cost Market Translation Realized gain/loss Total

Sales

Equities

10 Apr 00	#REGORG PE CORP N/C TO APPLERA CORP	CUSIP 71920Q100	11/30/00	3 400 000	387 876 40	- 494 630 30	- 106 753 90	0 00	- 106 753 90	
13 Apr 00	CELERA GENOMICS GRP 2023357 @ 1 11/30/00	CUSIP 69332S201	11/30/00	114 145100				0 00		
	DONALDSON LUFKIN & JENRETTE SECURITIES CORP / 204 00									
	OTHER CHARGES			12 94						
19 Apr 00	#REGORG PE CORP N/C TO APPLERA CORP	CUSIP 69332S201	11/30/00	3 800 000	315 161 48	- 552 822 10	- 237 660 62	0 00	- 237 660 62	
25 Apr 00	CELERA GENOMICS GRP 2023357 @ 1 11/30/00	CUSIP 69332S201	11/30/00	83 000000				0 00		
	BEAR, STEARNS SECURITIES CORP / 228 00									
	OTHER CHARGES			10 52						
11 Aug 00	#REGORG PE CORP N/C TO APPLERA CORP	CUSIP 69332S201	11/30/00	- 11,700 000	988 617 02	1 242 214 74	- 253 597 72	0 00	- 253,597 72	
16 Aug 00	CELERA GENOMICS GRP 2023357 @ 1 11/30/00	CUSIP 69332S201	11/30/00	84 560000				0 00		
	BEAR STEARNS SECURITIES CORP / 702 00									
	OTHER CHARGES			32 98						
29 Sep 00	#REGORG PE CORP N/C TO APPLERA CORP	CUSIP 69332S201	11/30/00	- 1 300 000	127 805 23	- 129 222 99	1 417 76	0 00	- 1,417 76	
4 Oct 00	CELERA GENOMICS GRP 2023357 @ 1 11/30/00	CUSIP 69332S201	11/30/00	98 375000				0 00		
	BEAR, STEARNS SECURITIES CORP / 78 00									
	OTHER CHARGES			4 27						
11 Oct 00	#REGORG PE CORP N/C TO APPLERA CORP	CUSIP 69332S201	11/30/00	- 8 500 000	564 848 65	- 844 919 55	- 280 070 90	0 00	- 280 070 90	
16 Oct 00	CELERA GENOMICS GRP 2023357 @ 1 11/30/00	CUSIP 69332S201	11/30/00	66 505000				0 00		
	COWEN AND COMPANY / 425 00									
	OTHER CHARGES			18 85						
11 Apr 00	#REGORG PHONE COM INC N/C TO OPENWAVE	CUSIP 71920Q100	11/20/00	2 400 000	280 258 09	- 372 487 93	- 92 229 84	0 00	- 92,229 84	
14 Apr 00	SYSTEMS INC 2685999 EFF 11/20/00									
	FIRST BOSTON CORPORATION									
	OTHER CHARGES			9 35						
12 Apr 00	#REGORG PHONE COM INC N/C TO OPENWAVE	CUSIP 71920Q100	11/20/00	2 200 000	236 350 00	- 325,220 06	- 88 870 06	0 00	88 870 06	
17 Apr 00	SYSTEMS INC 2685999 EFF 11/20/00									
	FIRST BOSTON CORPORATION									
	OTHER CHARGES			7 88						

The Northern Trust Company

THE WINTHROP ROCKFELLER FOUNDATION
 990-PF
 12/31/2000
 71-0285871

Investment Transaction Detail

Trade date Security description Asset ID Broker/Commission Trade Status Shares/AR Price Transaction amount Cost Market Translation Total

Realized gain/loss

Sales

Equities

13 Apr 00	#REGORG PHONE COM INC N/C TO OPENWAVE	SYSTEMS INC 2685999 EFF 11/20/00	CUSIP 71920Q100	FIRST BOSTON CORPORATION	OTHER CHARGES 8 67	2 700 000	259 894 68	- 399 010 20	- 139 115 52	0 00	- 139 115 52	Settled
18 Apr 00	#REGORG PHONE COM INC N/C TO OPENWAVE	SYSTEMS INC 2685999 EFF 11/20/00	CUSIP 71920Q100	FIRST BOSTON CORPORATION	OTHER CHARGES 8 67	2 700 000	259 894 68	- 399 010 20	- 139 115 52	0 00	- 139 115 52	Settled
21 Sep 00	#REGORG PHONE COM INC N/C TO OPENWAVE	SYSTEMS INC 2685999 EFF 11/20/00	CUSIP 71920Q100	INSTINET / 135 00	OTHER CHARGES 9 71	- 2 700 000	291 117 79	- 385 504 12	- 94 386 33	0 00	- 94 386 33	Settled
28 Sep 00	#REGORG PHONE COM INC N/C TO OPENWAVE	SYSTEMS INC 2685999 EFF 11/20/00	CUSIP 71920Q100	INSTINET / 135 00	OTHER CHARGES 9 71	- 2 700 000	291 117 79	- 385 504 12	- 94 386 33	0 00	- 94 386 33	Settled
25 Sep 00	#REGORG PHONE COM INC N/C TO OPENWAVE	SYSTEMS INC 2685999 EFF 11/20/00	CUSIP 71920Q100	PIPEP JAFFRAY INC	OTHER CHARGES 25 67	- 6 600 000	769 849 15	- 713 121 77	56 727 38	0 00	56 727 38	Settled
28 Sep 00	#REGORG PHONE COM INC N/C TO OPENWAVE	SYSTEMS INC 2685999 EFF 11/20/00	CUSIP 71920Q100	PIPEP JAFFRAY INC	OTHER CHARGES 25 67	- 6 600 000	769 849 15	- 713 121 77	56 727 38	0 00	56 727 38	Settled
29 Sep 00	#REGORG PHONE COM INC N/C TO OPENWAVE	SYSTEMS INC 2685999 EFF 11/20/00	CUSIP 71920Q100	SOUNDVIEW FINANCIAL GROUP	OTHER CHARGES 4 84	1 200 000	145 120 16	- 120 783 60	24 336 56	0 00	24 336 56	Settled
4 Oct 00	#REGORG PHONE COM INC N/C TO OPENWAVE	SYSTEMS INC 2685999 EFF 11/20/00	CUSIP 71920Q100	SOUNDVIEW FINANCIAL GROUP	OTHER CHARGES 4 84	1 200 000	145 120 16	- 120 783 60	24 336 56	0 00	24 336 56	Settled
7 Nov 00	#REGORG PHONE COM INC N/C TO OPENWAVE	SYSTEMS INC 2685999 EFF 11/20/00	CUSIP 71920Q100	SMITH BARNEY INC	OTHER CHARGES 10 88	- 3 200 000	329 379 10	- 272 406 42	56 972 68	0 00	56 972 68	Settled
10 Nov 00	#REGORG PHONE COM INC N/C TO OPENWAVE	SYSTEMS INC 2685999 EFF 11/20/00	CUSIP 71920Q100	SMITH BARNEY INC	OTHER CHARGES 10 88	- 3 200 000	329 379 10	- 272 406 42	56 972 68	0 00	56 972 68	Settled
2 May 00	#REGORG SFTWRE COM INC STCK MRGR	OPENWVESYS INC 2685999 @1 16105 11/20/00	CUSIP 83402P104	FIRST BOSTON CORPORATION	OTHER CHARGES 11 55	- 4 300 000	346 327 65	- 609 430 35	- 263 102 70	0 00	- 263 102 70	Settled
5 May 00	#REGORG SFTWRE COM INC STCK MRGR	OPENWVESYS INC 2685999 @1 16105 11/20/00	CUSIP 83402P104	FIRST BOSTON CORPORATION	OTHER CHARGES 11 55	- 4 300 000	346 327 65	- 609 430 35	- 263 102 70	0 00	- 263 102 70	Settled
2 May 00	#REGORG SFTWRE COM INC STCK MRGR	OPENWVESYS INC 2685999 @1 16105 11/20/00	CUSIP 83402P104	FIRST BOSTON CORPORATION	OTHER CHARGES 7 54	2 800 000	226 017 42	- 333 438 84	107 421 42	0 00	107 421 42	Settled
3 May 00	#REGORG SFTWRE COM INC STCK MRGR	OPENWVESYS INC 2685999 @1 16105 11/20/00	CUSIP 83402P104	FIRST BOSTON CORPORATION	OTHER CHARGES 7 54	2 800 000	226 017 42	- 333 438 84	107 421 42	0 00	107 421 42	Settled
8 May 00	#REGORG SFTWRE COM INC STCK MRGR	OPENWVESYS INC 2685999 @1 16105 11/20/00	CUSIP 83402P104	FIRST BOSTON CORPORATION	OTHER CHARGES 7 54	2 800 000	226 017 42	- 333 438 84	107 421 42	0 00	107 421 42	Settled
9 May 00	#REGORG SFTWRE COM INC STCK MRGR	OPENWVESYS INC 2685999 @1 16105 11/20/00	CUSIP 83402P104	FIRST BOSTON CORPORATION	OTHER CHARGES 1 04	- 600 000	49 198 36	65 431 26	16 232 90	0 00	16 232 90	Settled

The Northern Trust Company

THE WINTHROP ROCKEFELLER FOUNDATION
990-PF
12/31/2000
71-0285871

Generated by The Northern Trust Company from periodic data on 26 Jan 01

Investment Transaction Detail

Trade date Security description Sell date Asset ID Trade Status Broker/Commission Shares/PAR Price Transaction amount Cost Market Translation Total
 ----- ----- ----- ----- ----- ----- ----- ----- ----- ----- ----- ----- -----

Sales

Equities

25 Sep 00	AETHER SYSTEMS INC COM	CUSIP 00808V105	PIPER JAFFRAY INC	130 875000	14 84	OTHER CHARGES	OTHER CHARGES	444 960 16	- 510,799 34	65 839 18	0 00	65,839 18
28 Sep 00	AETHER SYSTEMS INC COM	CUSIP 00808V105	SMITH BARNEY INC	106 802100	2 14	OTHER CHARGES	OTHER CHARGES	64 070 12	90 141 06	- 28 061 94	0 00	28 081 84
4 Oct 00	AETHER SYSTEMS INC COM	CUSIP 00808V105	MERRILL LYNCH PIERCE FENNER & SMITH	77 456000	10 59	OTHER CHARGES	OTHER CHARGES	126 649 02	283,714 79	157 065 77	0 00	- 157 065 77
29 Nov 00	AETHER SYSTEMS INC COM	CUSIP 00808V105	DB CLEARING SERVICES	50 661300	4 23	OTHER CHARGES	OTHER CHARGES	17 160 22	- 44 833 56	- 27 673 34	0 00	- 27,673 34
19 Dec 00	AETHER SYSTEMS INC COM	CUSIP 00808V105	MERRILL LYNCH PIERCE FENNER & SMITH	42 902000	58	OTHER CHARGES	OTHER CHARGES	152 824 86	- 450,145 62	- 297 320 76	0 00	- 297,320 76
20 Dec 00	AETHER SYSTEMS INC COM	CUSIP 00808V105	MERRILL LYNCH PIERCE FENNER & SMITH	37 275600	5 10	OTHER CHARGES	OTHER CHARGES	85 459 41	- 285,311 52	- 199 852 11	0 00	- 199 852 11
21 Dec 00	AETHER SYSTEMS INC COM	CUSIP 00808V105	MERRILL LYNCH PIERCE FENNER & SMITH	32 870100	2 85	OTHER CHARGES	OTHER CHARGES	70 727 84	- 205 536 96	- 134 809 12	0 00	- 134 809 12
22 Dec 00	AETHER SYSTEMS INC COM	CUSIP 00808V105	MERRILL LYNCH PIERCE FENNER & SMITH	4 500 000	74 000000	CORP	CORP	332 988 90	- 114 541 23	218 447 67	0 00	218 447 67
15 Mar 00	AIRGATE PCS INC COM	CUSIP 009367103	DONALDSON LUFKIN & JENRETTE SECURITIES	74 000000								
25 Feb 00	AIRGATE PCS INC COM	CUSIP 009367103	DONALDSON LUFKIN & JENRETTE SECURITIES	74 000000								
15 Mar 00	AETHER SYSTEMS INC COM	CUSIP 009367103	DONALDSON LUFKIN & JENRETTE SECURITIES	74 000000								

The Northern Trust Company

THE WINTHROP ROCKEFELLER FOUNDATION
 990-PF
 12/31/2000
 71-0285871

Generated by The Northern Trust Company from periodic data on 26 Jan 01

Portfolio Statement

1 JAN 00 - 31 DEC 00

Investment Transaction Detail

Page 54 of 225

Account number: 6805345
 Account Name: WROCKEFELLER-ESSEX

Realized gain/loss

Trade date Security description Shares/PAR Price Transaction amount Cost Market Translation Total

Trade Status Broker/Commission

Sales

Equities

14 Mar 00	AKAMA! TECHNOLOGIES INC COM STK	- 1 100 000	305 069 68	- 282 715 29	22 354 37	0 00	22 354 37	
17 Mar 00	AKAMA! TECHNOLOGIES INC COM STK	- 1 100 000	305 069 68	- 282 715 29	22 354 37	0 00	22 354 37	
	CUSIP 009711101							
	J P MORGAN SECURITIES INC	277 345300						
	OTHER CHARGES	10 17						
15 Mar 00	AKAMA! TECHNOLOGIES INC COM STK	- 3 200 000	781 106 44	- 462,836 18	318,470 26	0 00	318,470 26	
	CUSIP 009711101							
	J P MORGAN SECURITIES INC	244 103900						
	OTHER CHARGES	26 04						
23 May 00	ALLAIRE CORP COM	- 8 700 000	351 744 93	660,170 79	- 308 425 86	0 00	308,425 86	
	CUSIP 016714107							
	MONTGOMERY SECURITIES	40 431800						
	OTHER CHARGES	11 73						
24 May 00	ALLAIRE CORP COM	3 700 000	136 045 20	- 278 567 24	- 142,522 04	0 00	- 142,522 04	
	CUSIP 016714107							
	MONTGOMERY SECURITIES	36 770200						
	OTHER CHARGES	4 54						
25 Sep 00	AMDOCS LTD COM	- 12 000 000	763 586 12	- 752 194 80	11,391 32	0 00	11,391 32	
	CUSIP G02602103							
	BEAR STEARNS SECURITIES CORP / 720 00	63 694300						
	OTHER CHARGES	25 48						
20 Nov 00	APACHE CORP COM	- 8 500 000	512 129 16	- 570,010 00	- 57,880 84	0 00	- 57,880 84	
	CUSIP 037411105							
	BEAR STEARNS SECURITIES CORP / 510 00	60 312500						
	OTHER CHARGES	17 09						
29 Nov 00	APACHE CORP COM	- 6 100 000	351 897 25	- 409 066 00	- 57 168 75	0 00	- 57 168 75	
	CUSIP 037411105							
	BEAR STEARNS SECURITIES CORP / 368 00	57 750000						
	OTHER CHARGES	11 75						
21 Sep 00	APPLIED MICRO CIRCUITS CORP CDT COM	- 1,300 000	247 551 91	234 818 87	12,733 04	0 00	12,733 04	
	CUSIP 03822W109							
	MERRILL LYNCH PIERCE FENNER & SMITH	190 430900						
	OTHER CHARGES	8 28						
25 Sep 00	APPLIED MICRO CIRCUITS CORP CDT COM	2 300 000	487 583 74	- 415 448 77	72 134 97	0 00	72 134 97	
	CUSIP 03822W109							
	TROSTER SINGER CORP	212 000000						
	OTHER CHARGES	16 26						

The Northern Trust Company

THE WINthrop ROCKEFELLER FOUNDATION
 990-PF
 12/31/2000
 71-0285871

Generated by The Northern Trust Company from periodic data on 26 Jan 01

Investment Transaction Detail

Account number: 7605345
 Account Name: WROCKEFELLER ESSEX

Trade date Security description Settle date Asset ID Trade Status Broker/Commission

Transaction amount Shares/PAR Price Transaction Cost Market Transaction Total

Realized gain/loss

Sales

Equities

29 Sep 00	APPLIED MICRO CIRCUITS CORP CDT-COM	8 120 41	0 00	8 120 41	- 164 323 92	8 120 41	0 00	8 120 41
4 Oct 00	CUSIP 03822W109	215 562600						
	MERRILL LYNCH PIERCE FENNER & SMITH							
25 Oct 00	APPLIED MICRO CIRCUITS CORP CDT COM	- 700 000	0 00	- 33 325 72	- 143 783 43	- 33 325 72	0 00	- 33,325 72
30 Oct 00	CUSIP 03822W109	157 802000						
	MERRILL LYNCH PIERCE FENNER & SMITH							
27 Oct 00	APPLIED MICRO CIRCUITS CORP CDT COM	- 4 700 000	0 00	- 212 806 77	- 888 600 53	- 212 806 77	0 00	212 806 77
1 Nov 00	CUSIP 03822W109	143 790700						
	MONTGOMERY SECURITIES							
24 Mar 00	ARADIGM CORP COM	- 10 550 000	0 00	- 209 207 01	477 446 58	- 209 207 01	0 00	- 209,207 01
29 Mar 00	CUSIP 038505103	25 426400						
	FIRST BOSTON CORPORATION							
27 Mar 00	ARADIGM CORP COM	6 800 000	0 00	- 183 242 90	- 307 738 08	163 242 90	0 00	- 183 242 90
30 Mar 00	CUSIP 038505103	21 250000						
	FIRST BOSTON CORPORATION							
28 Mar 00	ARADIGM CORP COM	8 700 000	0 00	- 225,517 81	- 391 301 02	- 225 517 61	0 00	- 225,517 81
31 Mar 00	CUSIP 038505103	19 056200						
	FIRST BOSTON CORPORATION							
29 Mar 00	ARADIGM CORP COM	6 750 000	0 00	- 184 614 85	- 295 564 28	- 184 614 85	0 00	- 184 614 85
3 Apr 00	CUSIP 038505103	16 437500						
	FIRST BOSTON CORPORATION							
28 Jul 00	ARIBA INC COM	- 6 600 000	0 00	- 71,929 23	- 821 583 72	71 929 23	0 00	- 71,929 23
2 Aug 00	CUSIP 04033V104	113 587800						
	LEHMAN BROTHERS INC							
11 Aug 00	ARIBA INC COM	5 200 000	0 00	311,202 75	- 408 985 20	311 202 75	0 00	311,202 75
16 Aug 00	CUSIP 04033V104	138 502300						
	LEHMAN BROTHERS INC							

The Northern Trust Company

THE WINTHROP ROCKEFELLER FOUNDATION

990-PF
 12/31/2000
 71-0285871

Generated by The Northern Trust Company from periodic data on 26 Jan 01

Investment Transaction Detail

Trade date Security description Trade date Asset ID Broker/Commission Shares/PAR Price Transaction amount Cost Market Translation Total
 ----- ----- ----- ----- ----- ----- ----- ----- ----- ----- ----- -----

Sales

Equities

25 Sep 00	ARIBA INC COM	CUSIP 04033V104	334,738.84	- 75,049.42	259,689.42	0.00	259,689.42				
	OTHER CHARGES	TROSTER SINGER CORP	11.16								
28 Sep 00	ARIBA INC COM	CUSIP 04033V104	1,400,000	- 46,137.18	1,638,225.50	0.00	1,638,225.50				
	OTHER CHARGES	MERRILL LYNCH PIERCE FENNER & SMITH	7.00								
28 Sep 00	ARIBA INC COM	CUSIP 04033V104	60,250.47	13,182.05	47,068.42	0.00	47,068.42				
	OTHER CHARGES	MERRILL LYNCH PIERCE FENNER & SMITH	2.01								
2 Oct 00	ARIBA INC COM	CUSIP 04033V104	26,974.10	- 6,591.02	20,383.08	0.00	20,383.08				
	OTHER CHARGES	MERRILL LYNCH PIERCE FENNER & SMITH	90								
3 Oct 00	ARIBA INC COM	CUSIP 04033V104	59,911.55	- 16,477.56	43,433.99	0.00	43,433.99				
	OTHER CHARGES	MERRILL LYNCH PIERCE FENNER & SMITH	2.00								
4 Oct 00	ARIBA INC COM	CUSIP 04033V104	34,373.84	- 9,886.54	24,487.30	0.00	24,487.30				
	OTHER CHARGES	MERRILL LYNCH PIERCE FENNER & SMITH	1.15								
1 Nov 00	ARIBA INC COM	CUSIP 04033V104	492,456.72	- 491,615.25	841.47	0.00	841.47				
	OTHER CHARGES	DAIN RAUSCHER	16.42								
25 Sep 00	ART TECH GROUP INC OC COM ISIN	US04289L107	3,300,000	- 312,560.16	4,229.28	0.00	4,229.28				
	OTHER CHARGES	CHASE H&O	10.56								
29 Sep 00	ART TECH GROUP INC OC COM ISIN	US04289L107	600,000	- 56,829.12	- 2,958.12	0.00	- 2,958.12				
	OTHER CHARGES	FIRST UNION CAPITAL MARKETS CLEARANCE	89,788,000								

The Northern Trust Company

THE WINTROP ROCKEFELLER FOUNDATION
 990-PF
 12/31/2000
 71-0285871

Portfolio Statement

1 JAN 00 - 31 DEC 00

Investment Transaction Detail

Account number: 2605345
 Account Name: WROCKEFELLER ESSEX

Trade date	Security description	Shares/PAR	Transaction amount	Cost	Market	Transaction	Realized gain/loss
------------	----------------------	------------	--------------------	------	--------	-------------	--------------------

Sales

Equities

3 Oct 00	ART TECH GROUP INC OC COM ISIN US04289L107 CUSIP 04289L107	- 4 000 000	279,990.66	- 378,860.80	98,870.14	0.00	- 98,870.14
8 Oct 00	THOMAS WEISEL PARTNERS LLC CUSIP 04289L107 US04289L107	70 000000				0.00	
	OTHER CHARGES						9.34
8 Nov 00	ART TECH GROUP INC OC-COM ISIN US04289L107 CUSIP 04289L107	- 6 000 000	259,316.15	431,785.20	172,469.05	0.00	- 172,469.05
	CHASE H&Q						43,220.80
9 Mar 00	ART TECH GROUP INC OC-COM ISIN CUSIP M15342104 OPPENHEIMER & CO INC	2 400 000	336,760.37	- 182,400.00	154,360.37	0.00	154,360.37
	OTHER CHARGES						8.65
14 Mar 00	ART TECH GROUP INC OC-COM ISIN CUSIP M15342104 OPPENHEIMER & CO INC	140 321500				0.00	
	OTHER CHARGES						11.23
14 Mar 00	ART TECH GROUP INC OC-COM ISIN CUSIP M15342104 ROBERTSON STEPHENS & CO L R	- 2,900 000	400,186.66	- 184,978.74	215,207.92	0.00	215,207.92
	OTHER CHARGES						13.34
28 Jul 00	ART TECH GROUP INC OC-COM ISIN CUSIP M15342104 OPPENHEIMER & CO INC	3 300 000	362,575.41	- 186,312.39	176,263.02	0.00	176,263.02
	OTHER CHARGES						12.09
25 Sep 00	ART TECH GROUP INC OC-COM ISIN CUSIP M15342104 CIBC WOOD GUNDY	- 2,200 000	340,000.00	- 276,294.72	63,705.28	0.00	63,705.28
	OTHER CHARGES						
29 Sep 00	ART TECH GROUP INC OC-COM ISIN CUSIP M15342104 DAIN RAUSCHER	- 400 000	36,848.77	31,548.46	5,300.31	0.00	5,300.31
	OTHER CHARGES						1.23
2 Oct 00	ART TECH GROUP INC OC-COM ISIN CUSIP M15342104 DAIN RAUSCHER	200 000	17,511.91	- 11,291.66	6,220.25	0.00	6,220.25
	OTHER CHARGES						59
30 Oct 00	ART TECH GROUP INC OC-COM ISIN CUSIP M15342104 OPPENHEIMER & CO INC	- 700 000	25,807.53	- 31,677.10	5,869.57	0.00	- 5,869.57
	OTHER CHARGES						36,867.90

The Northern Trust Company

THE WINTHROP ROCKEFELLER FOUNDATION

990-PF
 12/31/2000
 71-0285871

Generated by The Northern Trust Company from periodic data on 26 Jan 01

Investment Transaction Detail

Account number: 2605345
 Account Name: WROCKFELLER ESSEX

Trade date Security description Asset ID Trade Status Broker/Commission Shares/PAR Transaction amount Cost Market Translation Total
 ----- ----- ----- ----- ----- ----- ----- ----- ----- ----- -----

Sales

Equities

10 Nov 00	Settled	AUDIO CODES COM	CUSIP M15342104	3 200 000	94 577 00	- 144 809 60	- 50 232 60	0 00	- 50 232 60
15 Nov 00	Settled	PIPER JAFFRAY INC	OTHER CHARGES	29 556300					
13 Nov 00	Settled	AUDIO CODES COM	CUSIP M15342104	4 400 000	121 969 21	- 199 113 20	77 143 99	0 00	- 77,143 99
18 Nov 00	Settled	PIPER JAFFRAY INC	OTHER CHARGES	27 721200					
14 Nov 00	Settled	AUDIO CODES COM	CUSIP M15342104	300 000	0 000 00	13 575 00	4 276 21	0 00	- 4 276 21
17 Nov 00	Settled	PIPER JAFFRAY INC	OTHER CHARGES	31 000000					
15 Nov 00	Settled	AUDIO CODES COM	CUSIP M15342104	- 2 100 000	66 501 21	95 031 30	- 28 530 09	0 00	- 28 530 09
20 Nov 00	Settled	PIPER JAFFRAY INC	OTHER CHARGES	31 668300					
17 Nov 00	Settled	AUDIO CODES COM	CUSIP M15342104	- 2 000 000	51 868 27	- 61 565 45	- 9 697 18	0 00	- 9,697 18
20 Nov 00	Settled	AUDIO CODES COM	CUSIP M15342104	- 3 000 000	65 915 90	- 84 687 45	- 18 771 55	0 00	- 18 771 55
24 Nov 00	Settled	PIPER JAFFRAY INC	OTHER CHARGES	21 972700					
21 Nov 00	Settled	AUDIO CODES COM	CUSIP M15342104	2 900 000	64 190 52	- 81 864 54	- 17 674 02	0 00	- 17,674
27 Nov 00	Settled	PIPER JAFFRAY INC	OTHER CHARGES	22 135400					
11 Apr 00	Settled	AURORA BIOSCIENCES CORP COM	CUSIP 051920106	8 800 000	367 878 77	- 411 523 20	- 43 644 43	0 00	- 43 644 43
14 Apr 00	Settled	DB CLEARING SERVICES	OTHER CHARGES	41 805800					
12 Apr 00	Settled	AURORA BIOSCIENCES CORP COM	CUSIP 051920106	- 7 500 000	282 225 34	- 313 148 56	- 30 923 22	0 00	- 30 923 22
17 Apr 00	Settled	DB CLEARING SERVICES	OTHER CHARGES	37 631300					

The Northern Trust Company

THE WINIHROP ROCKFELLER FOUNDATION
 990-PF
 12/31/2000
 71-0285871

Generated by The Northern Trust Company from periodic data on 26 Jan 01

Investment Transaction Detail

Account number: 6605345
 Account Name: WROCKFELLER-ESSEX

Trade date	Security description	Shares/PAR	Transaction amount	Cost	Market	Translation	Realized gain/loss
------------	----------------------	------------	--------------------	------	--------	-------------	--------------------

Sales

Equities

13 Apr 00	AURORA BIOSCIENCES CORP COM CUSIP 051920108	- 3 100 000	111 540 17	- 126 764 89	- 15 224 72	0 00	- 15,224 72
18 Apr 00	DB CLEARING SERVICES OTHER CHARGES	35 981 800					
25 Sep 00	BARR LABS INC COM CUSIP 068306109	- 4 600 000	318 294 66	- 336 117 86	17 823 20	0 00	- 17 823 20
28 Sep 00	BEAR STEARNS SECURITIES CORP / 276 00 OTHER CHARGES	69 256 800					
4 Oct 00	BARR LABS INC COM CUSIP 068306109	- 800 000	54,158 19	- 58 455 28	4 297 09	0 00	- 4 297 09
4 Oct 00	MONTGOMERY SECURITIES / 40 00 OTHER CHARGES	67 750 000					
10 Oct 00	BARR LABS INC COM CUSIP 068306109	- 5 600 000	317 678 51	- 409 186 96	91 508 45	0 00	- 91 508 45
13 Oct 00	BEAR STEARNS SECURITIES CORP / 336 00 OTHER CHARGES	56 790 200					
2 May 00	BEA SYS INC COM CUSIP 073325102	- 6 300 000	315 383 23	- 294 674 47	20 708 76	0 00	20,708 76
5 May 00	FIRST BOSTON CORPORATION OTHER CHARGES	50 062 500					
4 May 00	BEA SYS INC COM CUSIP 073325102	8 600 000	393 381 84	- 382 501 05	10 880 79	0 00	10 880 79
8 May 00	GOLDMAN SACHS & COMPANY OTHER CHARGES	45 743 600					
19 May 00	BEA SYS INC COM CUSIP 073325102	- 1 900 000	67 606 01	- 92 913 99	- 25 307 98	0 00	- 25 307 98
24 May 00	FIRST BOSTON CORPORATION OTHER CHARGES	35 583 300					
6 Jun 00	BEA SYS INC COM CUSIP 073325102	- 9 300 000	383 269 05	- 419,960 12	- 36 691 07	0 00	- 36 691 07
8 Jun 00	COWEN AND COMPANY OTHER CHARGES	41 213 100					
9 Jun 00	BEA SYS INC COM CUSIP 073325102	13 400 000	542 326 82	498 299 09	44 027 73	0 00	44 027 73
14 Jun 00	FIRST UNION CAPITAL MARKETS CLEARANCE OTHER CHARGES	40 473 500					

THE WINTHROP ROCKFELLER FOUNDATION
 990-PF
 12/31/2000
 71-0285871

The Northern Trust Company

Generated by The Northern Trust Company from periodic data on 26 Jan 01

Portfolio Statement

JAN 00 - 31 DEC 00

Account number: 605345
 Account Name: WROCKEFELLER-ESSEX

Investment Transaction Detail

Trade date	Security description	Asset ID	Broker/Commission	Shares/PAR	Price	Transaction amount	Cost	Market	Transaction	Realized gain/loss
------------	----------------------	----------	-------------------	------------	-------	--------------------	------	--------	-------------	--------------------

Sales

Equities

28 Jul 00	BROADCOM CORP CL A	CUSIP 11132017		- 3 300 000	712 049 93	- 543,014 82	169 035 11		0 00	169,035 11
2 Aug 00	MERRILL LYNCH PIERCE FENNER & SMITH		OTHER CHARGES							
21 Sep 00	BROADCOM CORP CL A	CUSIP 11132017		2 100 000	503 721 33	- 97 523 51	406 197 82		0 00	406 197 82
28 Sep 00	J P MORGAN SECURITIES INC		OTHER CHARGES							
14 Mar 00	BROADCOM COMMUNICATIONS SYS INC COM ISIN	#US116211087		- 1 300 000	412,208 19	224 387 60	187 820 59		0 00	187,820 59
17 Mar 00	SMITH BARNEY INC		OTHER CHARGES							
9 Jun 00	BROADCOM COMMUNICATIONS SYS INC COM ISIN	#US116211087		1 500 000	221 197 02	172 104 90	49 092 12		0 00	49 092 12
14 Jun 00	MONTGOMERY SECURITIES		OTHER CHARGES							
15 Jun 00	BROADCOM COMMUNICATIONS SYS INC COM ISIN	#US116211087		800 000	113 396 22	- 52 946 40	60,449 82		0 00	60,449 82
20 Jun 00	MORGAN STANLEY & CO INC		OTHER CHARGES							
20 Jun 00	BROADCOM COMMUNICATIONS SYS INC COM ISIN	#US116211087		- 1 400 000	221 383 86	- 92 656 20	128 727 66		0 00	128 727 66
23 Jun 00	PIPER JAFFRAY INC		OTHER CHARGES							
28 Jul 00	BROADCOM COMMUNICATIONS SYS INC COM ISIN	#US116211087		- 2 600 000	449,230 96	- 172 075 80	277 155 16		0 00	277 155 16
2 Aug 00	SMITH BARNEY INC		OTHER CHARGES							
21 Sep 00	BROADCOM COMMUNICATIONS SYS INC COM ISIN	#US116211087		- 1 200 000	279 284 93	- 215 648 60	63 635 33		0 00	63,635 33
26 Sep 00	SMITH BARNEY INC		OTHER CHARGES							

THE WINTHROP ROCKEFELLER FOUNDATION
 990-PF
 12/31/2000
 71-0285871

The Northern Trust Company

Generated by The Northern Trust Company from periodic data on 26 Jan 01

◆ Investment Transaction Detail

Trade date	Security description				Realized gain/loss			
Settle date	Asset ID	Shares/PAR	Transaction	Cost	Market	Translation	Total	
Trade Status	Broker/Commission	Price	amount					

Sales

Equities

25 Sep 00	BROCADE COMMUNICATIONS SYS INC COM ISIN	- 2,800 000	694,376 85	503 182 40	191,194 45	0 00	191,194 45
28 Sep 00	#US1116211087						
Settled	CUSIP 111621108 TROSTER SINGER CORP OTHER CHARGES 23 15	248 000000					
29 Sep 00	BROCADE COMMUNICATIONS SYS INC COM ISIN	- 500 000	122 758 75	44 444 00	78 314 75	0 00	78,314 75
4 Oct 00	#US1116211087						
Settled	CUSIP 111621108 MORGAN STANLEY & CO INC OTHER CHARGES 4 10	245 525700					
5 Oct 00	BROCADE COMMUNICATIONS SYS INC COM ISIN	- 700 000	152 000 77	- 46 328 10	105 672 67	0 00	105,672 67
11 Oct 00	#US1116211087						
Settled	CUSIP 111621108 SMITH BARNEY INC OTHER CHARGES 5 07	217 151200					
19 Oct 00	BROCADE COMMUNICATIONS SYS INC COM ISIN	1 500 000	361 962 88	- 89,274 50	262 688 18	0 00	262 688 18
24 Oct 00	#US1116211087						
Settled	CUSIP 111621108 SOUNDVIEW FINANCIAL GROUP OTHER CHARGES 12 07	241 316500					
30 Oct 00	BROCADE COMMUNICATIONS SYS INC COM ISIN	700 000	148 756 73	- 46,328 10	102 428 63	0 00	102 428 63
2 Nov 00	#US1116211087						
Settled	CUSIP 111621108 DB CLEARING SERVICES OTHER CHARGES 4 96	212 516700					
31 Oct 00	BROCADE COMMUNICATIONS SYS INC COM ISIN	- 200 000	43 470 07	- 13 230 00	30 240 07	0 00	30 240 07
3 Nov 00	#US1116211087						
Settled	CUSIP 111621108 DB CLEARING SERVICES OTHER CHARGES 1 45	217 390600					
8 Nov 00	BROCADE COMMUNICATIONS SYS INC COM ISIN	200 000	51 525 08	13 236 60	38 288 48	0 00	38 288 48
9 Nov 00	#US1116211087						
Settled	CUSIP 111621108 SMITH BARNEY INC OTHER CHARGES 1 72	257 634000					
30 May 00	CALPINE CORP COM	3 900 000	382 050 81	325 277 00	57,081 83	0 00	57 081 83
2 Jun 00	CUSIP 131347106						
Settled	DONALDSON LUFKIN & JENRETTE SECURITIES CORP / 234 00 OTHER CHARGES 12 78	98 258100					

Investment Transaction Detail

Trade date	Security description	Shares/PAR	Transaction amount	Cost	Market	Transaction	Realized gain/loss
------------	----------------------	------------	--------------------	------	--------	-------------	--------------------

Sales

Equities

25 Sep 00	CALPINE CORP COM CUSIP 131347106	- 5 600 000	546 695 76	- 232 347 36	314 348 40	0 00	314,348 40
28 Sep 00	BEAR STEARNS SECURITIES CORP / 336 00 OTHER CHARGES 18 24	97 687500					
29 Sep 00	CALPINE CORP COM CUSIP 131347106	1,000 000	103,436 55	- 41 490 60	61,945 95	0 00	61,945 95
25 Sep 00	CAPSTONE TURBINE CORP COM STK ISIN# CUSIP 14067D102	- 5 200 000	368,162 80	434 441 80	- 66 279 00	0 00	- 66,279 00
28 Sep 00	FIRST BOSTON CORPORATION OTHER CHARGES 12 28						
4 Oct 00	US14067D1028 CUSIP 14067D102	900 000	61 837 47	- 75,191 85	13 354 38	0 00	- 13 354 38
29 Sep 00	GOLDMAN SACHS & COMPANY OTHER CHARGES 2 07						
10 Oct 00	CAPSTONE TURBINE CORP COM STK ISIN# US14067D1028	2 300 000	100 046 66	- 102 156 05	92 110 29	0 00	- 92,110 29
13 Oct 00	MERRILL LYNCH PIERCE FENNER & SMITH OTHER CHARGES 3 34						
11 Oct 00	CAPSTONE TURBINE CORP COM STK ISIN# US14067D1028	4 100 000	178 528 54	- 342 540 65	- 164 012 11	0 00	- 164,012 11
18 Oct 00	MERRILL LYNCH PIERCE FENNER & SMITH OTHER CHARGES 5 96						
9 Mar 00	Ciena Corp COM CUSIP 17179101	- 2 300 000	358 213 05	135 376 85	222 836 20	0 00	222 836 20
17 Mar 00	DB CLEARING SERVICES OTHER CHARGES 11 95						
10 Apr 00	Ciena Corp COM CUSIP 17179101	- 3 200 000	408 614 85	188 350 40	220 264 45	0 00	220 264 45
13 Apr 00	BEAR STEARNS SECURITIES CORP OTHER CHARGES 13 63						
15 May 00	Ciena Corp COM CUSIP 17179101	100 000	13 170 34	- 5,885 95	7 284 39	0 00	7,284 39
18 May 00	MORGAN STANLEY & CO INC OTHER CHARGES 44						

THE WINTROP ROCKFELLER FOUNDATION
 990-PF
 12/31/2000
 71-0285871

The Northern Trust Company

Generated by The Northern Trust Company from periodic data on 26 Jan 01

Investment Transaction Detail

Account number: 6605345
 Account Name: WROCKEFELLER-ESSEX

Trade date Security description Asset ID Trade date Broker/Commission Shares/PAR Transaction amount Cost Market Translation Total
 ----- ----- ----- ----- ----- ----- ----- ----- ----- ----- -----

Sales

Equities

20 Jun 00	CIENA CORP COM	CUSIP 171779101	- 1,100 000	172 213 00	- 64,745 45	107 407 55	0 00	107,487 55		
23 Jun 00	MORGAN STANLEY & CO INC	OTHER CHARGES	156 562500							
28 Jun 00	CIENA CORP COM	CUSIP 171779101	- 1 300 000	187 543 05	- 76 517 35	111 025 70	0 00	111 025 70		
2 Aug 00	MORGAN STANLEY & CO INC	OTHER CHARGES	144 268700							
21 Sep 00	CIENA CORP COM	CUSIP 171779101	2 300 000	264 323 51	240 716 73	23 606 78	0 00	23,606 78		
28 Sep 00	SMITH BARNNEY INC	OTHER CHARGES	114 927100							
25 Sep 00	CIENA CORP COM	CUSIP 171779101	4 000 000	530 982 30	-358 902 04	172 080 26	0 00	172,080 26		
28 Sep 00	GOLDMAN SACHS & COMPANY	OTHER CHARGES	132 750000							
29 Sep 00	CIENA CORP COM	CUSIP 171779101	700 000	89 597 01	- 13 525 86	76 071 15	0 00	76,071 15		
4 Oct 00	MORGAN STANLEY & CO INC	OTHER CHARGES	128 000000							
20 Oct 00	CIENA CORP COM	CUSIP 171779101	2 600 000	387 070 93	- 300,915 42	86,155 51	0 00	86,155 51		
25 Oct 00	FIRST UNION CAPITAL MARKETS CLEARANCE	OTHER CHARGES	148 878400							
27 Oct 00	CIENA CORP COM	CUSIP 171779101	2 600 000	267 225 59	- 69 521 70	197 703 89	0 00	197 703 89		
1 Nov 00	GOLDMAN SACHS & COMPANY	OTHER CHARGES	102 782500							
30 Oct 00	CIENA CORP COM	CUSIP 171779101	- 1,200 000	118,351 09	- 23 187 18	95 163 91	0 00	95 163 91		
2 Nov 00	MONTGOMERY SECURITIES	OTHER CHARGES	98 629200							
31 Oct 00	CIENA CORP COM	CUSIP 171779101	- 1,000 000	97 016 16	19 322 65	77 693 51	0 00	77 693 51		
3 Nov 00	MONTGOMERY SECURITIES	OTHER CHARGES	97 019400							

THE WINTHROP ROCKEFELLER FOUNDATION
 990-PF
 12/31/2000
 71-0285871

The Northern Trust Company

Generated by The Northern Trust Company from periodic data on 26 Jan 01

◆ Investment Transaction Detail

Trade date Security description Trade date Trade Status Broker/Commission
 Settle date Asset ID
 Transaction amount Shares/PAR Price Transaction Cost Market Translation Total
 ----- ----- ----- ----- ----- ----- ----- -----

Sales

Equities

7 Nov 00	Ciena Corp Com	- 200 000	20 699 31	3 864 53	16 834 78	0 00	18,834 78
10 Nov 00	CUSIP 171779101						
Settled	LEHMAN BROTHERS INC	103 500000					
	OTHER CHARGES	69					
7 Mar 00	COMVERSE TECH INC	- 5,300 000	1,162 375 27	658 860 74	503 514 53	0 00	503,514 53
10 Mar 00	CUSIP 205862402						
Settled	SMITH BARNEY INC	219 323400					
	OTHER CHARGES	38 75					
14 Mar 00	COMVERSE TECH INC	700 000	150 645 82	- 37 460 50	113 185 32	0 00	113 185 32
17 Mar 00	CUSIP 205862402						
Settled	GOLDMAN SACHS & COMPANY	215 215500					
	OTHER CHARGES	5 03					
15 Mar 00	COMVERSE TECH INC	- 800 000	157 681 14	- 42 812 00	114 869 14	0 00	114,869 14
20 Mar 00	CUSIP 205862402						
Settled	GOLDMAN SACHS & COMPANY	197 108000					
	OTHER CHARGES	5 26					
7 Jun 00	COMVERSE TECH INC	- 2 000 000	171 917 06	147,110 20	24 806 86	0 00	24 806 86
12 Jun 00	CUSIP 205862402						
Settled	SMITH BARNEY INC	85 961400					
	OTHER CHARGES	5 74					
11 Aug 00	COMVERSE TECH INC	7 900 000	608 591 76	- 579,373 45	29 218 31	0 00	29 218 31
18 Aug 00	CUSIP 205862402						
Settled	CHASE HBQ	77 039500					
	OTHER CHARGES	20 29					
25 Sep 00	COORS ADOLPH CO CL B	- 3,400 000	223 876 07	- 179 893 32	43 982 75	0 00	43,982 75
28 Sep 00	CUSIP 217016104						
Settled	MAGNA SECURITIES CORPORATION / 204 00	65 908100					
	OTHER CHARGES	7 47					
29 Sep 00	COORS ADOLPH CO CL B	- 600 000	39 493 68	31 745 88	7 747 80	0 00	7,747 80
4 Oct 00	CUSIP 217016104						
Settled	BROWN BROTHERS, HARRIMAN & CO / 30 00	65 875000					
	OTHER CHARGES	1 32					
11 Dec 00	COORS ADOLPH CO CL B	- 1 700 000	127,319 78	- 114 929 52	12,389 26	0 00	12,389 26
14 Dec 00	CUSIP 217016104						
Settled	BEAR STEARNS SECURITIES CORP / 102 00	74 955900					
	OTHER CHARGES	4 25					

THE WINthrop ROCKEFELLER FOUNDATION
 990-PF
 12/31/2000
 71-0285871

The Northern Trust Company

Generated by The Northern Trust Company from periodic data on 26 Jan 01

Portfolio Statement

11 JAN 00 - 31 DEC 00

Investment Transaction Detail

Trade date Security description Asset ID Trade date Trade Status Broker/Commission Shares/PAR Price Transaction amount Cost Market Translation Total

Realized gain/loss

Account number: 605345
 Account Name: WROCKFELLER-ESSEX

Equities

27 Dec 00	COORS ADOLPH CO CL B	CUSIP 217018104	2 100 000	168 848 22	- 140,502 18	28 346 04	0 00	28,340 04					
	BRIDGE TRADING COMPANY / 126 00		80 466600	2260 1/1									
	OTHER CHARGES												
8 Sep 00	CORVIS CORP COM	CUSIP 221009103	5 400 000	471 294 68	- 393,197 52	78 097 14	0 00	78,097 14					
13 Sep 00	FIRST BOSTON CORPORATION		87 279700										
	OTHER CHARGES												
30 Oct 00	COXINE COMMUNICATIONS INC COM	CUSIP 221222102	- 12 000 000	313 626 34	- 528,146 41	- 214 520 07	0 00	- 214,520 07					
2 Nov 00	MERRILL LYNCH PIERCE FENNER & SMITH		26 136400										
	OTHER CHARGES												
2 May 00	COVAD COMMUNICATIONS GROUP INC COM	CUSIP 222814204	25 050 000	739 511 46	- 859,594 35	120 082 89	0 00	- 120 082 89					
5 May 00	BEAR STEARNS SECURITIES CORP		29 522400										
	OTHER CHARGES												
25 Sep 00	CYTIC CORP COM	CUSIP 232948103	- 5 400 000	202 830 73	- 290,399 58	87 568 85	0 00	- 87 568 85					
28 Sep 00	CANTOR FITZGERALD & CO		37 562500										
	OTHER CHARGES												
29 Sep 00	CYTIC CORP COM	CUSIP 232948103	1 000 000	42 998 56	- 53 777 70	10 779 14	0 00	- 10,779 14					
4 Oct 00	PIPER JAFFRAY INC		43 000000										
	OTHER CHARGES												
5 Oct 00	CYTIC CORP COM	CUSIP 232948103	6 400 000	261 616 27	340 555 05	87 938 78	0 00	- 87 938					
11 Oct 00	ROBERTSON STEPHENS & CO L R		40 250000										
	OTHER CHARGES												
14 Mar 00	DIGEX INC DEL CL A COMMON STOCK	CUSIP 253756100	3 100 000	524 376 04	- 139,633 92	384 742 12	0 00	384,742 12					
17 Mar 00	SMITH BARNEY INC		169 159200										
	OTHER CHARGES												
10 Apr 00	DIGEX INC DEL CL A COMMON STOCK	CUSIP 253756100	6 400 000	691 572 46	- 265 970 53	425 601 93	0 00	425,601 93					
13 Apr 00	SMITH BARNEY INC		108 061800										
	OTHER CHARGES												

The Northern Trust Company

THE WINTHROP ROCKFELLER FOUNDATION
 990-PF
 12/31/2000
 71-0285871

Generated by The Northern Trust Company from periodic data on 26 Jan 01

Investment Transaction Detail

Account number: 605345
 Account Name: WROCKFELLER ESSEX

Trade date Security description Settle date Trade Status Broker/Commission Shares/PAR Price Transaction amount Cost Market Transaction Total

Sales

Equities

7 Mar 00	DIGITAL IS INC DEL COM	CUSIP 25385N101	- 8 700 000	877 077 79	898 873 34	- 19 795 55	0 00	19,795.55				
10 Mar 00	DONALDSON LUFKIN & JENRETTE SECURITIES	CUSIP 25385N101	100 816900									
7 Mar 00	DIVERSA CORP COM STK ISIN# US2550641078	CUSIP 255064107	- 900 000	89 959 47	61 283 16	28 676 31	0 00	28,676.31				
22 Mar 00	BEAR STEARNS SECURITIES CORP	CUSIP 255064107	99 858300									
29 Feb 00	DIVERSA CORP COM STK ISIN# US2550641078	CUSIP 255064107	- 400 000	61 314 87	- 27 236 96	34 077 91	0 00	34,077.91				
21 Mar 00	CUSIP 255064107		153 342300									
1 Mar 00	DIVERSA CORP COM STK ISIN# US2550641078	CUSIP 255064107	200 000	27 389 08	- 13 618 48	13 770 60	0 00	13,770.60				
21 Mar 00	CUSIP 255064107		137 000000									
3 Mar 00	DIVERSA CORP COM STK ISIN# US2550641078	CUSIP 255064107	300 000	44 850 27	- 21,323 52	23 526 75	0 00	23,526.75				
21 Mar 00	CUSIP 255064107		149 555900									
6 Mar 00	DIVERSA CORP COM STK ISIN# US2550641078	CUSIP 255064107	100 000	14 448 73	6 809 24	7,639 49	0 00	7,639.49				
21 Mar 00	CUSIP 255064107		144 542200									
7 Mar 00	DIVERSA CORP COM STK ISIN# US2550641078	CUSIP 255064107	700 000	97 331 75	- 47 664 68	49 667 07	0 00	49,667.07				
21 Mar 00	BEAR STEARNS SECURITIES CORP	CUSIP 255064107	139 050000									
6 Mar 00	DIVERSA CORP COM STK ISIN# US2550641078	CUSIP 255064107	- 1 300 000	165 663 22	94 342 82	71 320 40	0 00	71,320.40				
21 Mar 00	BEAR STEARNS SECURITIES CORP	CUSIP 255064107	127 437500									

THE WINDROP ROCKFELLER FOUNDATION
 990-PF
 12/31/2000
 71-0285871

The Northern Trust Company

Investment Transaction Detail

Account number: 605345
 Account Name: WROCKEFELLER ESSEX

Trade date Security description Asset ID Trade Status Broker/Commission Shares/PAR Price Transaction amount Cost Market Translation Realized gain/loss Total

Equities

9 Mar 00	Settled	DIVERSA CORP COM STK ISIN# US2550641078	CUSIP 255064107	113 750000	OTHER CHARGES 4 55	1 200 000	136 495 45	- 81 710 88	54 784 57	0 00	54,784 57
22 Mar 00	Settled	BEAR, STEARNS SECURITIES CORP	CUSIP 255064107	2 000 000	OTHER CHARGES 6 64	2 000 000	199 143 36	- 136 184 80	62 958 56	0 00	62,958 56
10 Mar 00	Settled	DIVERSA CORP COM STK ISIN# US2550641078	CUSIP 255064107	500 000	OTHER CHARGES 1 27	500 000	37 998 73	- 36 285 70	1 713 03	0 00	1 713 03
21 Mar 00	Settled	BEAR, STEARNS SECURITIES CORP	CUSIP 255064107	3 700 000	OTHER CHARGES 7 95	3 700 000	238 380 09	- 251 941 88	- 13 561 79	0 00	- 13 561 79
18 Mar 00	Settled	DIVERSA CORP COM STK ISIN# US2550641078	CUSIP 255064107	400 000	OTHER CHARGES 2 45	400 000	73 277 39	- 71,111 80	2 165 59	0 00	2 165 59
16 Mar 00	Settled	E PIPHANY INC COM	CUSIP 26881V100	4,800 000	OTHER CHARGES 16 74	4,800 000	502 179 90	781,967 84	- 279 787 94	0 00	- 279,787 94
13 Apr 00	Settled	ROBERTSON STEPHENS & CO L R	CUSIP 26881V100	1,700 000	OTHER CHARGES 5 20	1,700 000	155 819 35	274 665 77	118,846 42	0 00	- 118,846 42
11 Apr 00	Settled	E PIPHANY INC COM	CUSIP 26881V100	1 000 000	OTHER CHARGES 9 23	- 1 000 000	276 601 47	92 954 20	183 647 27	0 00	183 647 27
9 Mar 00	Settled	E TEK DYNAMICS INC COM	CUSIP 269240107	1 600 000	OTHER CHARGES 12 56	1 600 000	378 703 60	- 145,509 07	231 194 53	0 00	231 194 53
24 Mar 00	Settled	MORGAN STANLEY & CO INC	CUSIP 269240107	235 447600							

The Northern Trust Company

THE WINTHROP ROCKEFELLER FOUNDATION
 990-PF
 12/31/2000
 71-0285871

Portfolio Statement

1 JAN 00 - 31 DEC 00

Investment Transaction Detail

Trade date Security description Trade date Sell date

Asset ID Trade Status Broker/Commission Shares/PAR Transaction amount Cost Market Transaction Total

Realized gain/loss

Sales

Equities

22 Mar 00	E-TEK DYNAMICS INC COM	2 000 000	460 371 85	181 618 20	278 753 65	278 753 65	0 00	278 753 65
27 Mar 00	CUSIP 269240107							
Sold	MORGAN STANLEY & CO INC	230 193600						
	OTHER CHARGES	15 35						
12 Dec 00	EDWARDS J D & CO COM	- 4 100 000	114 217 27	114 889 33	- 672 00		0 00	- 672 00
15 Dec 00	CUSIP 281667105							
Sold	ROBERTSON STEPHENS & CO L R	27 858800						
	OTHER CHARGES	3 81						
13 Dec 00	EDWARDS J D & CO COM	3 300 000	88,863 05	- 80,646 15	8 316 80		0 00	8,316 80
18 Dec 00	CUSIP 281667105							
Sold	ROBERTSON STEPHENS & CO L R	26 959400						
	OTHER CHARGES	2 97						
14 Dec 00	EDWARDS J D & CO COM	800 000	21,069 29	- 19,083 76	1 985 53		0 00	1,985 53
19 Dec 00	CUSIP 281667105							
Sold	ROBERTSON STEPHENS & CO L R	26 337500						
	OTHER CHARGES	71						
15 Dec 00	EDWARDS J D & CO COM	- 1 200 000	30 542 34	- 28 625 64	1,918 70		0 00	1,918 70
20 Dec 00	CUSIP 281667105							
Sold	ROBERTSON STEPHENS & CO L R	25 452800						
	OTHER CHARGES	1 02						
18 Dec 00	EDWARDS J D & CO COM	- 800 000	20 169 72	19 083 76	1,085 96		0 00	1 085 96
21 Dec 00	CUSIP 281667105							
Sold	ROBERTSON STEPHENS & CO L R	25 213000						
	OTHER CHARGES	68						
30 Oct 00	FLANTEC SEMICONDUCTOR INC COM	500 000	51 998 26	- 54 718 75	2 720 49		0 00	- 2 720 49
2 Nov 00	CUSIP 284155108							
Sold	CHASE H&O	104 000000						
	OTHER CHARGES	1 74						
7 Nov 00	FLANTEC SEMICONDUCTOR INC COM	- 3 400 000	376 143 74	365 218 88	10 924 86		0 00	10 924 86
10 Nov 00	CUSIP 284155108							
Sold	HERZOG HEINE GEDWLD INC	110 634200						
	OTHER CHARGES	12 54						
8 Nov 00	FLANTEC SEMICONDUCTOR INC COM	- 1 600 000	150 083 15	- 171 769 76	- 21 686 61		0 00	- 21 686 61
13 Nov 00	CUSIP 284155108							
Sold	HERZOG HEINE GEDWLD INC	93 805100						
	OTHER CHARGES	5 01						

THE WINHROP ROCKEFELLER FOUNDATION
990-PF
12/31/2000
71-0285871

Generated by The Northern Trust Company from periodic data on 26 Jan 01

The Northern Trust Company

Investment Transaction Detail

Account number: 605345
 Account Name: WROCKEFELLER-ESSEX

Trade date Security description Assel ID Trade Status Broker/Commission Shares/PA Price Transaction amount Cost Market Translation Total
 ----- ----- ----- ----- ----- ----- ----- ----- ----- ----- ----- -----

Sales

Equities

25 Sep 00	EMULEX CORP COM NEW	CUSIP 292475209	8 500 000	1 019 966 00	- 902,421 20	117 544 80	0 00	117 544 80			
28 Sep 00	MERRILL LYNCH PIERCE FENNER & SMITH		120 000000								
	OTHER CHARGES										34 00
29 Sep 00	EMULEX CORP COM NEW	CUSIP 292475209	1 500 000	187 570 99	- 159,250 80	28 320 19	0 00	28 320 19			
4 Oct 00	DAIN RAUSCHER		125 051500								
	OTHER CHARGES										8 26
20 Oct 00	EMULEX CORP COM NEW	CUSIP 292475209	- 5 600 000	899 571 37	594 536 32	305 035 05	0 00	305 035 05			
25 Oct 00	PIPER JAFFRAY INC		160 643100								
	OTHER CHARGES										29 99
25 Oct 00	EMULEX CORP COM NEW	CUSIP 292475209	- 1 000 000	147 049 69	- 106 167 20	40,882 49	0 00	40,882 49			
30 Oct 00	PIPER JAFFRAY INC		147 056600								
	OTHER CHARGES										4 91
7 Nov 00	EMULEX CORP COM NEW	CUSIP 292475209	3 700 000	618 427 35	380 696 71	237,730 64	0 00	237,730 64			
10 Nov 00	ROBERTSON STEPHENS & CO L R		167 148100								
	OTHER CHARGES										20 62
5 Apr 00	ENZO BIOCHEM INC COM	CUSIP 294100102	- 8 500 000	528,812 40	- 780,176 05	257 363 65	0 00	- 257 363 65			
10 Apr 00	GOLDMAN SACHS & COMPANY / 510 00		62 275300								
	OTHER CHARGES										17 65
11 Apr 00	ENZO BIOCHEM INC COM	CUSIP 294100102	7 500 000	399 524 41	- 693 684 75	294 160 34	0 00	- 294 160 34			
14 Apr 00	BEAR STEARNS SECURITIES CORP / 450 00		53 331700								
	OTHER CHARGES										13 34
24 May 00	ESPEED INC CL A	CUSIP 296643109	600 000	18 012 23	- 44 596 50	26 584 27	0 00	26 584 27			
30 May 00	WARBURG DILLON READ LLC		30 021400								
	OTHER CHARGES										81
25 May 00	ESPEED INC CL A	CUSIP 296643109	1,500 000	41 998 60	- 111 491 25	- 69 492 65	0 00	- 69 492 65			
31 May 00	WARBURG DILLON READ LLC		28 000000								
	OTHER CHARGES										1 40

THE NORTHERN TRUST COMPANY
 990-PF
 THE WINTHROP ROCKEFELLER FOUNDATION
 12/31/2000
 71-0285871

Portfolio Statement

JAN 00 - 31 DEC 00

Account number: 260345
 Account Name: WROCKFELLER-ESSEX

Investment Transaction Detail

Trade date Security description Asset ID Broker/Commission Trade Status Shares/PAR Price Transaction amount Cost Market Translation Realized gain/loss Total

Sales

Equities

14 Mar 00	EXTENSIVITY INC COM STK	CUSIP 302255104		Sold	- 1,700 000		106 033 96	- 125 884 23	- 19 850 27		0 00	- 19,850 27
17 Mar 00	DB CLEARING SERVICES											
14 Mar 00	EXTENSIVITY INC COM STK	CUSIP 302255104		Sold	- 5 700 000		296 390 12	- 420 692 49	124 302 37		0 00	- 124,302 37
29 Mar 00	DB CLEARING SERVICES											
24 Mar 00	EXTENSIVITY INC COM STK	CUSIP 302255104		Sold	- 4 800 000		252,591 58	- 322,074 36	69,482 78		0 00	- 69,482 78
30 Mar 00	DB CLEARING SERVICES											
7 Mar 00	EXTREME NETWORKS INC COM	CUSIP 30226D106		Sold	5 800 000		615 842 03	517 574 02	98 268 01		0 00	98,268 01
13 Mar 00	OTHER CHARGES											
13 Mar 00	DAIN RAUSCHER			Sold	108 183200							
7 Apr 00	EXTREME NETWORKS INC COM	CUSIP 30226D106		Sold	6 300 000		360 039 29	- 577 427 67	- 217 388 38		0 00	- 217 388 38
7 Apr 00	MORGAN STANLEY & CO INC			Sold	57 151000							
30 Oct 00	EXTREME NETWORKS INC COM	CUSIP 30226D106		Sold	- 4,500 000		329 228 37	- 476 651 70	- 147 423 33		0 00	- 147,423 33
2 Nov 00	OTHER CHARGES											
2 Nov 00	MERRILL LYNCH PIERCE FENNER & SMITH			Sold	73 164300							
3 Nov 00	EXTREME NETWORKS INC COM	CUSIP 30226D106		Sold	4 900 000		471 316 75	519,020 74	- 47 703 99		0 00	- 47 703 99
8 Nov 00	ROBERTSON STEPHENS & CO L R			Sold	98 190300							
25 Sep 00	FINISAR CORP COM	CUSIP 31787A101		Sold	- 14 300 000		677 439 91	- 630 617 13	46 822 78		0 00	46 822 78
28 Sep 00	OTHER CHARGES											
28 Sep 00	DAIN RAUSCHER			Sold	47 375000							
29 Sep 00	FINISAR CORP COM	CUSIP 31787A101		Sold	- 2 600 000		122 401 83	- 114,657 86	7 744 17		0 00	7 744 17
4 Oct 00	MERRILL LYNCH PIERCE FENNER & SMITH			Sold	47 079200							
	OTHER CHARGES											

The Northern Trust Company

THE WINTROP ROCKFELLER FOUNDATION
 990-PF
 12/31/2000
 71-0285871

Generated by The Northern Trust Company from periodic data on 26 Jan 01

Investment Transaction Detail

Account number: 605345
 Account Name: WROCKFELLER-ESSEX

Trade date Security description Shares/PAR Transaction amount Cost Market Transaction Total
 Settle date Asset ID Broker/Commission Realized gain/loss

Sales

Equities

30 May 00	GLOBESPAN INC COM ISIN US3795711023	2 800 000	234 108 31	- 243 989 76	9 881 45	0 00	9 881 45
2 Jun 00	CUSIP 379571102 ROBERTSON STEPHENS & CO L R	83 612900					
	OTHER CHARGES	7 81					
8 Jun 00	GLOBESPAN INC COM ISIN US3795711023	- 1 300 000	130 718 70	- 113 280 96	17 437 74	0 00	17 437 74
8 Jun 00	CUSIP 379571102 DONALDSON LUFKIN & JENRETTE SECURITIES CORP	100 558200					
	OTHER CHARGES	4 38					
7 Jun 00	GLOBESPAN INC COM ISIN US3795711023	200 000	20 088 93	17 427 84	2 601 09	0 00	2 601 09
12 Jun 00	CUSIP 379571102 DONALDSON LUFKIN & JENRETTE SECURITIES CORP	100 448000					
	OTHER CHARGES	67					
21 Sep 00	GLOBESPAN INC COM ISIN US3795711023	- 2 000 000	255 266 48	- 247 297 00	7 969 48	0 00	7 969 48
28 Sep 00	CUSIP 379571102 INSTINET / 100 00	127 687500					
	OTHER CHARGES	8 52					
25 Sep 00	GLOBESPAN INC COM ISIN US3795711023	4 900 000	690 264 49	- 462 992 32	227 272 17	0 00	227 272 17
28 Sep 00	CUSIP 379571102 MERRILL LYNCH PIERCE FENNER & SMITH	140 875000					
	OTHER CHARGES	23 01					
25 Oct 00	GLOBESPAN INC COM ISIN US3795711023	100 000	8 687 21	- 11 869 20	- 3 181 99	0 00	- 3 181 99
30 Oct 00	CUSIP 379571102 ROBERTSON STEPHENS & CO L R	86 875000					
	OTHER CHARGES	29					
28 Oct 00	GLOBESPAN INC COM ISIN US3795711023	10 300 000	662 477 00	- 997 755 04	- 335 278 04	0 00	- 335 278 04
31 Oct 00	CUSIP 379571102 ROBERTSON STEPHENS & CO L R	64 320300					
	OTHER CHARGES	22 09					
4 May 00	GNT PRIDECO INC COM STK ISIN#	- 15 200 000	296 428 08	- 295 574 74	853 34	0 00	853 34
8 May 00	US38821G1013 BEAR, STEARNS, SECURITIES CORP / 912 00	19 562500					
	OTHER CHARGES	9 92					
18 Oct 00	HANDSPRING INC COM	- 6 200 000	573 459 18	374 646 01	198 813 17	0 00	198 813 17
23 Oct 00	CUSIP 410293104 MERRILL LYNCH PIERCE FENNER & SMITH	82 495500					
	OTHER CHARGES	19 12					

THE WINTHROP ROCKFELLER FOUNDATION
 990-PF
 12/31/2000
 71-0285871

Investment Transaction Detail

Trade date Security description Shares/PAK Transaction amount Cost Market Translation Realized gain/loss Trade Status Broker/Commission

Sales

Trade date	Security description	Shares/PAK	Transaction amount	Cost	Market	Translation	Realized gain/loss
20 Nov 00	HANDSPRING INC COM CUSIP 410293104	- 2 700 000	158 619 71	- 159 810 30	1 190 59	0 00	- 1 190 59
24 Nov 00	MERRILL LYNCH PIERCE FENNER & SMITH OTHER CHARGES 5 29	58 750000					
20 Dec 00	HANDSPRING INC COM CUSIP 410293104	1 900 000	83 643 76	- 112 459 10	- 28 815 34	0 00	- 28 815 34
28 Dec 00	MORGAN STANLEY & CO INC OTHER CHARGES 2 79	44 024500					
29 Nov 00	HARTFORD FINL SVCS GROUP INC COM CUSIP 416515104	5 500 000	390 850 51	410 998 50	- 20 147 99	0 00	- 20 147 99
4 Dec 00	BEAR STEARNS SECURITIES CORP / 330 00 OTHER CHARGES 13 04	71 126100					
11 Dec 00	HCA HEALTHCARE CO COM CUSIP 404119109	1 100 000	43 922 53	45 280 62	1 348 09	0 00	- 1 348 09
14 Dec 00	MAGNA SECURITIES CORPORATION / 66 00 OTHER CHARGES 1 47	40 000000					
7 Mar 00	HEALTHCONWMBMD CORP CUSIP 422209106	9 800 000	407 298 92	470 109 92	- 62 811 00	0 00	- 62 811 00
24 Mar 00	MONTGOMERY SECURITIES OTHER CHARGES 13 58	41 562500					
17 Mar 00	INKTOMI CORP COM CUSIP 457277101	- 2 100 000	471 568 26	136 515 99	335 052 27	0 00	335 052 27
22 Mar 00	GOLDMAN SACHS & COMPANY OTHER CHARGES 15 72	224 563800					
11 Apr 00	INKTOMI CORP COM CUSIP 457277101	- 4 700 000	683 005 67	- 272 268 65	410 737 02	0 00	410 737 02
14 Apr 00	SMITH BARNEY INC OTHER CHARGES 22 77	145 325200					
7 Jun 00	INKTOMI CORP COM CUSIP 457277101	1 000 000	127 308 25	137 793 50	- 10 485 25	0 00	- 10 485 25
12 Jun 00	HERZOG HEINE GEDWLD INC OTHER CHARGES 4 25	127 312500					
10 Jul 00	INKTOMI CORP COM CUSIP 457277101	- 7 700 000	850 213 35	833 314 80	16 898 55	0 00	16 898 55
13 Jul 00	CANTOR FITZGERALD & CO OTHER CHARGES 28 35	110 421000					

Equities

THE WINIKOP ROCKEFELLER FOUNDATION
990-PF
12/31/2000
71-0285871
Generated by The Northern Trust Company from periodic data on 26 Jan 01

The Northern Trust Company

Investment Transaction Detail

Account number: 605345
 Account Name: WROCKFELLER ESSEX

Trade date Security description Asset ID Broker/Commission Shares/PAR Transaction amount Cost Market Translation Total
 Trade date Asset ID Security description Broker/Commission Shares/PAR Transaction amount Cost Market Translation Total
 Trade Status Asset ID Security description Broker/Commission Shares/PAR Transaction amount Cost Market Translation Total

Sales

Equities

21 Sep 00	INKTOMI CORP COM STK	CUSIP 457277101	GOLDMAN SACHS & COMPANY	OTHER CHARGES	6 72	1 600 000	201 593 28	- 203,940 48	- 2,347 20	0 00	- 2 347 20
26 Sep 00	INKTOMI CORP COM STK	CUSIP 457277101	GOLDMAN SACHS & COMPANY	OTHER CHARGES	6 72	1 600 000	201 593 28	- 203,940 48	- 2,347 20	0 00	- 2 347 20
25 Sep 00	INKTOMI CORP COM STK	CUSIP 457277101	DB CLEARING SERVICES	OTHER CHARGES	18 34	- 4 300 000	550 112 91	548 090 04	2 022 87	0 00	2,022 87
28 Sep 00	INKTOMI CORP COM STK	CUSIP 457277101	CHASE H&Q	OTHER CHARGES	22 75	- 5 900 000	682 423 17	752 030 52	- 69 607 35	0 00	- 69,607 35
2 May 00	INSLICON CORP COM STK	CUSIP 45769H108	NEEDHAM & COMPANY	OTHER CHARGES	1 50	4 600 000	44 848 50	- 105 416 82	- 60 568 32	0 00	- 60 568 32
3 May 00	INSLICON CORP COM STK	CUSIP 45769H108	NEEDHAM & COMPANY	OTHER CHARGES	1 50	600 000	5 849 80	- 13 750 02	- 7 900 22	0 00	- 7,900 22
8 May 00	INSLICON CORP COM STK	CUSIP 45769H108	NEEDHAM & COMPANY	OTHER CHARGES	20	- 1 900 000	17 099 43	- 43 541 73	- 26 442 30	0 00	- 26,442 30
5 May 00	INSLICON CORP COM STK	CUSIP 45769H108	NEEDHAM & COMPANY	OTHER CHARGES	57	- 1 900 000	17 099 43	- 43 541 73	- 26 442 30	0 00	- 26,442 30
10 May 00	INSLICON CORP COM STK	CUSIP 45769H108	NEEDHAM & COMPANY	OTHER CHARGES	57	9 000 000					
11 May 00	INSLICON CORP COM STK	CUSIP 45769H108	NEEDHAM & COMPANY	OTHER CHARGES	1 28	4 600 000	38 236 22	105 418 82	- 67,180 60	0 00	- 67,180 60
16 May 00	INSLICON CORP COM STK	CUSIP 45769H108	NEEDHAM & COMPANY	OTHER CHARGES	46	- 1 600 000	13 599 54	34 300 02	20 700 48	0 00	- 20 700 48
12 May 00	INSLICON CORP COM STK	CUSIP 45769H108	NEEDHAM & COMPANY	OTHER CHARGES	2 09	- 7 300 000	62 469 12	148 162 38	85 693 26	0 00	- 85 693 26
18 May 00	INSLICON CORP COM STK	CUSIP 45769H108	NEEDHAM & COMPANY	OTHER CHARGES	2 09	8 557 700					

THE WINHROP ROCKFELLER FOUNDATION
 990-PF
 12/31/2000
 71-0285871

The Northern Trust Company

◆ Investment Transaction Detail

Trade date Security description Trade date Trade Status Broker/Commission Shares/PAR Transaction amount Cost Market Transaction Total

 Realized gain/loss

Sales

Equities

14 Dec 00	INVTROGEN CORP COM	2,800 000	215 514 13	168 326 76	47,187 37	0 00	47,187 37				
19 Dec 00	CUSIP 46185R100 FIRST BOSTON CORPORATION	76 971 900									
10 May 00	ITXC CORP COM	- 11 800 000	310 647 06	- 316 462 47	- 5 815 41	0 00	- 5 815 41				
15 May 00	CUSIP 45068F109 LEHMAN BROTHERS INC	26 326 900									
2 May 00	12 TECHNOLOGIES INC COM CUSIP 465754109 CHASE H&Q	1 800 000	226 792 44	- 122 520 95	104,271 49	0 00	104 271 49				
5 May 00	OTHER CHARGES										
19 May 00	12 TECHNOLOGIES INC COM CUSIP 465754109 PIPER JAFFRAY INC	2 900 000	291 509 01	344 039 18	- 52 530 17	0 00	- 52 530 17				
24 May 00	OTHER CHARGES										
8 Jun 00	12 TECHNOLOGIES INC COM CUSIP 465754109 MERRILL LYNCH PIERCE FENNER & SMITH	- 1 000 000	131 995 60	75 486 25	56 509 35	0 00	56 509 35				
13 Jun 00	OTHER CHARGES										
29 Aug 00	12 TECHNOLOGIES INC COM CUSIP 465754109 MERRILL LYNCH PIERCE FENNER & SMITH	- 4 300 000	685 533 02	- 452 905 24	232 627 78	0 00	232 627 78				
29 Aug 00	OTHER CHARGES										
25 Sep 00	12 TECHNOLOGIES INC COM CUSIP 465754109 TROSTER SINGER CORP	2 600 000	493 983 53	121 474 47	372,509 06	0 00	372,509 06				
29 Sep 00	OTHER CHARGES										
29 Sep 00	12 TECHNOLOGIES INC COM CUSIP 465754109 J P MORGAN SECURITIES INC	500 000	95 809 30	23 360 47	72 448 83	0 00	72 448 83				
4 Oct 00	OTHER CHARGES										
19 Oct 00	12 TECHNOLOGIES INC COM CUSIP 465754109 GOLDMAN SACHS & COMPANY	- 900 000	156 977 80	- 38 984 82	117 992 98	0 00	117 992 98				
24 Oct 00	OTHER CHARGES										
19 Oct 00	12 TECHNOLOGIES INC COM CUSIP 465754109 GOLDMAN SACHS & COMPANY	174 425 600									

The Northern Trust Company

THE WINTHROP ROCKFELLER FOUNDATION
 990-PF
 12/31/2000
 71-0285871

Generated by The Northern Trust Company from periodic data on 26 Jan 01

Investment Transaction Detail

Account number: 605345
 Account Name: WROCKEFELLER ESSEX

Trade date Security description Asset ID Trade Status Broker/Commission

Shares/PAR Transaction amount Cost Market Translation Total

Sales


Equities

20 Oct 00	12 TECHNOLOGIES INC COM	CUSIP 465754109	- 2,200 000	410,514 23	- 94 359 98	316,154 25	0 00	316,154 25
25 Oct 00	GOLDMAN SACHS & COMPANY	OTHER CHARGES	186 603600					
15 Jun 00	JDS UNIPHASE CORP COM ISIN US46612J1016	CUSIP 46612J101	- 1 700 000	203 674 46	- 143,512 13	60 162 33	0 00	60 162 33
20 Jun 00	FIRST BOSTON CORPORATION	OTHER CHARGES	119 812500					
28 Jul 00	JDS UNIPHASE CORP COM ISIN US46612J1016	CUSIP 46612J101	3 700 000	450 922 46	- 312,349 83	138 572 53	0 00	138,572 53
2 Aug 00	SMITH BARNEY INC	OTHER CHARGES	121 875000					
19 Sep 00	JDS UNIPHASE CORP COM ISIN US46612J1016	CUSIP 46612J101	- 7 200 000	723 046 69	- 607 816 08	115 230 61	0 00	115 230 61
22 Sep 00	PIPER JAFFRAY INC	OTHER CHARGES	100 426500					
14 Mar 00	JUNIPER NETWORKS INC COM	CUSIP 48203R104	- 1 200 000	313 939 53	- 59 377 35	254 562 18	0 00	254,562 18
17 Mar 00	GOLDMAN SACHS & COMPANY	OTHER CHARGES	261 625000					
10 May 00	JUNIPER NETWORKS INC COM	CUSIP 48203R104	- 1 800 000	298 790 04	- 89 062 50	209 727 54	0 00	209 727 54
15 May 00	GOLDMAN SACHS & COMPANY	OTHER CHARGES	166 000000					
8 Jun 00	JUNIPER NETWORKS INC COM	CUSIP 48203R104	400 000	82 397 25	62 570 04	19 827 21	0 00	19,827 21
9 Jun 00	KNIGHT SECURITIES L P	OTHER CHARGES	206 000000					
18 Jul 00	JUNIPER NETWORKS INC COM	CUSIP 48203R104	700 000	116 589 86	- 54,748 78	61 841 08	0 00	61 841 08
21 Jul 00	THOMAS WEISEL PARTNERS LLC	OTHER CHARGES	166 562500					
24 Jul 00	JUNIPER NETWORKS INC COM	CUSIP 48203R104	- 2 700 000	438 040 95	- 211 173 89	226 867 06	0 00	226 867 06
27 Jul 00	COWEN AND COMPANY	OTHER CHARGES	162 242800					

The Northern Trust Company

THE WINTHROP ROCKEFELLER FOUNDATION
 990-PF
 12/31/2000
 71-0285871

Investment Transaction Detail



Trade date Security description Trade date Settle date Asset ID Broker/Commission Shares/PAR Price Transaction amount Cost Market Translation Realized gain/loss Total

Sales

Equities

29 Aug 00	JUNIPER NETWORKS INC COM	CUSIP 48203R104	Settled	1 Sep 00	ROBERTSON STEPHENS & CO L R	OTHER CHARGES	34 67	196 209800	- 5,300 000	1,039,877 27	- 724 598 51	315 278 76	0 00	315,278 76
21 Sep 00	JUNIPER NETWORKS INC COM	CUSIP 48203R104	Settled	26 Sep 00	GOLDMAN SACHS & COMPANY	OTHER CHARGES	9 23	212 947300	- 1 300 000	276 822 26	- 177 731 71	99 090 55	0 00	89,090 55
25 Sep 00	JUNIPER NETWORKS INC COM	CUSIP 48203R104	Settled	28 Sep 00	SMITH BARNEY INC	OTHER CHARGES	24 24	234 500000	- 3 100 000	726,925 76	- 400,420 11	326,505 65	0 00	326,505 65
29 Sep 00	JUNIPER NETWORKS INC COM	CUSIP 48203R104	Settled	4 Oct 00	MORGAN STANLEY & CO INC	OTHER CHARGES	3 89	233 125000	500 000	116 558 01	- 12 369 51	104 189 10	0 00	104 189 10
19 Oct 00	JUNIPER NETWORKS INC COM	CUSIP 48203R104	Settled	24 Oct 00	THOMAS WEISEL PARTNERS LLC	OTHER CHARGES	13 41	223 437500	- 1 800 000	402 174 09	- 44 530 24	357 643 85	0 00	357,643 85
30 Oct 00	JUNIPER NETWORKS INC COM	CUSIP 48203R104	Settled	2 Nov 00	MERRILL LYNCH PIERCE FENNER & SMITH	OTHER CHARGES	2 86	171 500000	500 000	85 747 14	- 12 369 51	73,377 63	0 00	73,377 63
1 Nov 00	JUNIPER NETWORKS INC COM	CUSIP 48203R104	Settled	8 Nov 00	FIRST BOSTON CORPORATION	OTHER CHARGES	8 58	183 739600	- 1 400 000	257 226 86	- 34 634 64	222 592 22	0 00	222 592 22
7 Mar 00	KANA COMMUNICATIONS INC COM	CUSIP 483600102	Settled	13 Mar 00	MERRILL LYNCH PIERCE FENNER & SMITH	OTHER CHARGES	1 46	145 875000	300 000	43,761 04	- 33,164 07	10,596 97	0 00	10 596 97
8 Mar 00	KANA COMMUNICATIONS INC COM	CUSIP 483600102	Settled	13 Mar 00	MERRILL LYNCH PIERCE FENNER & SMITH	OTHER CHARGES	14 66	146 541600	3 000 000	439 610 14	- 307,903 29	131 708 85	0 00	131,708 85

The Northern Trust Company

THE WINTHROP ROCKEFELLER FOUNDATION
990-PF
12/31/2000
71-0285871

Generated by The Northern Trust Company from periodic data on 26 Jan 01

Investment Transaction Detail

Account number: 605345
 Account Name: WROCKFELLER-ESSEX

Trade date Security description Trade date Trade Status Broker/Commission Shares/PAR Transaction amount Cost Market Translation Total
 ----- ----- ----- ----- ----- ----- ----- ----- ----- ----- -----

Sales

Equities

17 Mar 00	KANA COMMUNICATIONS INC COM	CUSIP 483600102	- 1 800 000	238 899 01	- 157,858 74	81 040 27	0 00	81,040 27		
22 Mar 00	HAMBRECHT & GUEST	OTHER CHARGES	132 726 100							
20 Mar 00	KANA COMMUNICATIONS INC COM	CUSIP 483600102	1,500 000	103 460 35	- 44 067 00	119 393 35	0 00	119,393 35		
23 Mar 00	HAMBRECHT & GUEST	OTHER CHARGES	108 972 200							
21 Mar 00	KANA COMMUNICATIONS INC COM	CUSIP 483600102	- 1 100 000	109 249 89	- 27 087 08	82 162 81	0 00	82,162 81		
24 Mar 00	HAMBRECHT & GUEST	OTHER CHARGES	5 45							
10 May 00	KANA COMMUNICATIONS INC COM	CUSIP 483600102	11 700 000	467 242 64	- 585,817 98	118 575 34	0 00	- 118 575 34		
15 May 00	CHASE H&Q	OTHER CHARGES	39 936 600							
11 May 00	KANA COMMUNICATIONS INC COM	CUSIP 483600102	500 000	20 264 97	- 11 773 90	8 491 07	0 00	8 491 07		
16 May 00	CHASE H&Q	OTHER CHARGES	40 531 300							
12 May 00	KANA COMMUNICATIONS INC COM	CUSIP 483600102	- 1 400 000	57 118 09	33 115 61	24 002 48	0 00	24 002 48		
17 May 00	CHASE H&Q	OTHER CHARGES	40 800 000							
19 May 00	KENOOTE SYS INC COM ISIN US4933081006	CUSIP 493308100	1 300 000	53 009 37	- 136 500 00	- 83 490 63	0 00	- 83 490 63		
24 May 00	ROBERTSON STEPHENS & CO L R	OTHER CHARGES	40 778 800							
22 May 00	KENOOTE SYS INC COM ISIN US4933081006	CUSIP 493308100	1 600 000	59,818 00	- 168,000 00	- 108 182 00	0 00	- 108,182 00		
25 May 00	ROBERTSON STEPHENS & CO L R	OTHER CHARGES	37 387 500							
23 May 00	KENOOTE SYS INC COM ISIN US4933081006	CUSIP 493308100	900 000	34 180 14	- 94,500 00	- 60,319 86	0 00	- 60,319 86		
26 May 00	ROBERTSON STEPHENS & CO L R	OTHER CHARGES	37 979 200							

The Northern Trust Company

THE WINTHROP ROCKFELLER FOUNDATION
 990-PF
 12/31/2000
 71-0288871

Generated by The Northern Trust Company from periodic data on 26 Jan 01

Account number: 605345
 Account Name: WROCKEFELLER ESSEX

Investment Transaction Detail

Trade date Security description Asset ID Broker/Commission Shares/PAR Transaction amount Cost Market Translation Realized gain/loss Total

Sales


Equities

24 May 00	KEYNOTE SYS INC COM ISIN US4933081006	CUSIP 493308100	OTHER CHARGES	3 300 000	115 162 20	- 346 500 00	- 231 337 80	0 00	231,337 80
30 May 00	ROBERTSON STEPHENS & CO L R	CUSIP 493308100	OTHER CHARGES	34 898800					
25 May 00	KEYNOTE SYS INC COM ISIN US4933081006	CUSIP 493308100	ROBERTSON STEPHENS & CO L R	1 000 000	36 178 99	- 105,000 00	- 68 821 01	0 00	- 68 821 01
31 May 00	OTHER CHARGES			36 180200					
26 May 00	KEYNOTE SYS INC COM ISIN US4933081006	CUSIP 493308100	ROBERTSON STEPHENS & CO L R	500 000	17,874 40	- 52,500 00	- 34 625 60	0 00	- 34 625 60
1 Jun 00	OTHER CHARGES			35 750000					
2 Jun 00	KING PHARMACEUTICALS INC COM	CUSIP 495582108	BEAR STEARNS SECURITIES CORP / 218 00	3 600 000	203 402 21	159,718 76	43 882 45	0 00	43 882 45
7 Jun 00	OTHER CHARGES			56 562500					
20 Jun 00	KING PHARMACEUTICALS INC COM	CUSIP 495582108	MERRILL LYNCH PIERCE FENNER & SMITH /	2 300 000	139 147 19	102 043 18	37 104 01	0 00	37 104 01
23 Jun 00	OTHER CHARGES			60 560800					
21 Sep 00	KING PHARMACEUTICALS INC COM	CUSIP 495582108	BEAR STEARNS SECURITIES CORP / 516 00	8 600 000	284 474 20	- 317 738 48	- 33 262 28	0 00	- 33 262 28
26 Sep 00	OTHER CHARGES			33 139500					
25 Sep 00	KING PHARMACEUTICALS INC COM	CUSIP 495582108	MAGNA SECURITIES CORPORATION / 594 00	9 900 000	303 320 91	- 295,766 91	7 554 00	0 00	7 554 00
28 Sep 00	OTHER CHARGES			30 699500					
29 Sep 00	KING PHARMACEUTICALS INC COM	CUSIP 495582108	BEAR STEARNS SECURITIES CORP / 108 00	- 1,800 000	57 490 08	- 53,238 82	4 250 16	0 00	4 250 16
4 Oct 00	OTHER CHARGES			32 000000					
20 Oct 00	KING PHARMACEUTICALS INC COM	CUSIP 495582108	BEAR STEARNS SECURITIES CORP / 762 00	- 12 700 000	524 682 98	- 451,612 00	73,070 98	0 00	73 070 98
25 Oct 00	OTHER CHARGES			41 375000					

The Northern Trust Company

THE WINTROP ROCKEFELLER FOUNDATION
 990-PF
 12/31/2000
 71-0285871

Generated by The Northern Trust Company from periodic data on 26 Jan 01



Investment Transaction Detail

Trade date Security description Shares/PAR Transaction amount Cost Market Translation Realized gain/loss

Trade date Asset ID Broker/Commission Total

Sales

Equities

7 Nov 00	KING PHARMACEUTICALS INC COM	3 300 000	155 928 04	- 117 348 00	38,580 04	0 00	38 580 04
10 Nov 00	CUSIP 495582108						
10 Nov 00	BEAR, STEARNS SECURITIES CORP / 198 00	47 312500					
	OTHER CHARGES	5 21					
11 Dec 00	L 3 COMMUNICATIONS HLDG CORP COM	2 500 000	176 250 36	- 167,526 75	8,723 61	0 00	8,723 61
14 Dec 00	CUSIP 502424104						
14 Dec 00	BEAR, STEARNS SECURITIES CORP / 150 00	70 582500					
	OTHER CHARGES	5 89					
14 Mar 00	LAM RESH CORP COM	5 700 000	864 027 92	- 578,069 49	285,958 43	0 00	285,958 43
17 Mar 00	CUSIP 512807108						
17 Mar 00	BEAR, STEARNS, SECURITIES CORP	151 588900					
	OTHER CHARGES	28 81					
8 Jun 00	LAM RESH CORP COM	3 700 000	140 674 49	- 141 011 10	- 336 61	0 00	- 336 61
8 Jun 00	CUSIP 512807108						
8 Jun 00	BEAR, STEARNS SECURITIES CORP	38 021400					
	OTHER CHARGES	4 60					
10 Jun 00	LAM RESH CORP COM	16 400 000	614 776 14	-591 258 08	23 520 06	0 00	23 520 06
13 Jun 00	CUSIP 512807108						
13 Jun 00	BEAR, STEARNS SECURITIES CORP	37 487600					
	OTHER CHARGES	20 50					
18 Apr 00	LANTE CORP COM	- 800 000	19 349 35	63 645 77	44 296 42	0 00	- 44,296 42
24 Apr 00	CUSIP 516540101						
24 Apr 00	FIRST BOSTON CORPORATION	24 187500					
	OTHER CHARGES	65					
19 Apr 00	LANTE CORP COM	0 000 000	126 525 58	350 759 31	- 224 233 73	0 00	224 233 73
19 Apr 00	CUSIP 516540101						
19 Apr 00	FIRST BOSTON CORPORATION	21 088300					
	OTHER CHARGES	4 22					
20 Apr 00	LANTE CORP COM	3 600 000	73 302 55	143,497 23	- 70 184 68	0 00	- 70 184 68
26 Apr 00	CUSIP 516540101						
26 Apr 00	FIRST BOSTON CORPORATION	20 362500					
	OTHER CHARGES	2 45					
24 Apr 00	LANTE CORP COM	4 200 000	77 381 58	- 154,180 30	76 708 72	0 00	- 76,708 72
27 Apr 00	CUSIP 516540101						
27 Apr 00	FIRST BOSTON CORPORATION	18 424800					
	OTHER CHARGES	2 58					

THE WINTHROP ROCKEFELLER FOUNDATION
990-PF
12/31/2000
71-0285871

Investment Transaction Detail

Account number: 7605345
 Account Name: WROCKEFELLER-ESSEX

Trade date Security description Settle date Asset ID Broker/Commission Shares/PAR Transaction amount Cost Market Translation Total

Sales

Equities

25 Apr 00	LANTE CORP COM	CUSIP 516540101	2 800 000	83 024 21	85,217 40	- 22,193 19	0 00	22,193 19		
28 Apr 00	FIRST BOSTON CORPORATION	CUSIP 516540101	22 509400							
14 Dec 00	LIFEPOINT HOSPS INC COM ISIN	US53219L1098	- 2 800 000	113 758 80	111,838 56	2,122 24	0 00	2,122 24		
18 Dec 00	JEFFRIES & COMPANY	CUSIP 53219L109	40 629500							
15 Dec 00	LIFEPOINT HOSPS INC COM ISIN	US53219L1098	1 600 000	64 426 65	- 63,536 34	890 31	0 00	890 31		
20 Dec 00	JEFFRIES & COMPANY	CUSIP 53219L109	40 268000							
27 Dec 00	LIFEPOINT HOSPS INC COM ISIN	US53219L1098	- 5 500 000	277 865 03	- 212 178 65	65 688 38	0 00	65,688 38		
2 Jan 01	DB CLEARING SERVICES	CUSIP 53219L109	50 522600							
27 Sep 00	MACROVISION CORP COM	CUSIP 555904101	- 3 700 000	375 306 23	- 261 347 95	113 958 28	0 00	113 958 28		
28 Sep 00	CANTOR FITZGERALD & CO	CUSIP 555904101	101 437500							
29 Sep 00	MACROVISION CORP COM	CUSIP 555904101	- 700 000	60,635 47	- 48 710 55	11 924 82	0 00	11,924 82		
4 Oct 00	PIPER JAFFRAY INC	CUSIP 555904101	86 625000							
25 Oct 00	MACDATA CORP CL B	CUSIP 580031102	300 000	25 649 14	- 39 518 40	- 13 869 26	0 00	- 13 869 26		
30 Oct 00	FIRST BOSTON CORPORATION	CUSIP 580031102	85 500000							
28 Oct 00	MACDATA CORP CL B	CUSIP 580031102	4 600 000	283 099 40	- 479 221 76	- 196,122 36	0 00	- 196 122 36		
31 Oct 00	MERRILL LYNCH PIERCE FENNER & SMITH	CUSIP 580031102	61 545400							
30 Oct 00	MACDATA CORP CL B	CUSIP 580031102	- 4 100 000	303 213 59	- 390 711 17	- 87 497 58	0 00	- 87,497 58		
2 Nov 00	MERRILL LYNCH PIERCE FENNER & SMITH	CUSIP 580031102	73 957000							
Settled	OTHER CHARGES									

2260 1 1/2

The Northern Trust Company

990-PF
 12/31/2000
 71-0285871

THE WINTHROP ROCKEFELLER FOUNDATION

Generated by The Northern Trust Company from periodic data on 26 Jan 01

Investment Transaction Detail

Account number: 605345
 Account Name: WROCKEFELLER-ESSEX

Page 85 of 225

Realized gain/loss

Equities

Trade date	Security description	Asset ID	Broker/Commission	Shares/PAR	Price	Transaction amount	Cost	Market	Translation	Total
20 Jun 00	MEDIMMUNE INC COM	CUSIP 584699102		- 2,200 000	162,845 83	- 105,228 04		57,617 79	0 00	57 617 79
23 Jun 00	CUSIP 584699102									
	SMITH BARNEY INC									
	OTHER CHARGES									
25 Sep 00	MEDIMMUNE INC COM	CUSIP 584699102		- 5 000 000	428 110 72	- 132 682 78		295 427 94	0 00	295 427 94
28 Sep 00	CUSIP 584699102									
	PIPER JAFFRAY INC									
	OTHER CHARGES									
29 Sep 00	MEDIMMUNE INC COM	CUSIP 584699102		900 000	73 910 03	- 23,370 90		50 539 13	0 00	50,539 13
4 Oct 00	CUSIP 584699102									
	SMITH BARNEY INC									
	OTHER CHARGES									
10 Oct 00	MEDIMMUNE INC COM	CUSIP 584699102		6 000 000	369 737 67	- 155,806 00		213 931 67	0 00	213,931 67
13 Oct 00	CUSIP 584699102									
	PIPER JAFFRAY INC									
	OTHER CHARGES									
18 Mar 00	METASOLV SOFTWARE INC COM	CUSIP 591393103		- 9 300 000	600 176 88	- 784,653 08		- 164 476 18	0 00	- 164,476 18
21 Mar 00	CUSIP 591393103									
	MORGAN STANLEY & CO INC									
	OTHER CHARGES									
17 Mar 00	METASOLV SOFTWARE INC COM	CUSIP 591393103		- 1 200 000	79 694 98	- 94,012 08		- 14,317 10	0 00	- 14,317 10
22 Mar 00	CUSIP 591393103									
	ROBERTSON STEPHENS & CO L R									
	OTHER CHARGES									
9 Mar 00	MICROMUSE INC COM	CUSIP 595094103		- 3 300 000	620 498 11	- 298,907 57		321 590 54	0 00	321,590 54
14 Mar 00	CUSIP 595094103									
	FIRST BOSTON CORPORATION									
	OTHER CHARGES									
14 Mar 00	MICROMUSE INC COM	CUSIP 595094103		- 4 200 000	725 623 25	- 359 559 49		368,063 76	0 00	368 063 76
17 Mar 00	CUSIP 595094103									
	BEAR, STEARNS SECURITIES CORP									
	OTHER CHARGES									
28 Jun 00	MICROMUSE INC COM	CUSIP 595094103		4 200 000	496 152 98	- 334 375 32		161 777 66	0 00	161,777 66
2 Aug 00	CUSIP 595094103									
	BEAR STEARNS SECURITIES CORP									
	OTHER CHARGES									

Portfolio Statement

1 JAN 00 - 31 DEC 00

Investment Transaction Detail

Account number: 7605345
 Account Name: WROCKFELLER ESSEX

Trade date	Security description	Shares/PA	Transaction amount	Cost	Market	Translation	Realized gain/loss
------------	----------------------	-----------	--------------------	------	--------	-------------	--------------------

Sales

Trade date	Security description	Shares/PA	Transaction amount	Cost	Market	Translation	Realized gain/loss
25 Sep 00	MICROMUSE INC COM CUSIP 595094103	- 2,200 000	434,485 51	168,824 35	265 681 16	0 00	265 661 16
28 Sep 00	OTHER CHARGES TROSTER SINGER CORP	197 500000					
29 Sep 00	MICROMUSE INC COM CUSIP 595094103	- 400 000	81 397 28	30 483 16	50 914 12	0 00	50,914 12
4 Oct 00	OTHER CHARGES LEHMAN BROTHERS INC	203 500000					
19 Dec 00	MICROMUSE INC COM CUSIP 595094103	- 2 300 000	273 251 13	- 248,594 27	24 658 88	0 00	24 658 88
22 Dec 00	OTHER CHARGES LEHMAN BROTHERS INC NEW YORK	9 11					
27 Dec 00	MICROMUSE INC COM CUSIP 595094103	- 5 200 000	297 477 40	- 198 140 53	99 336 87	0 00	99,336 87
2 Jan 01	OTHER CHARGES FIRST BOSTON CORPORATION	9 92					
20 Jun 00	MILLENNIUM PHARMACEUTICALS INC COM CUSIP 599902103	- 2 900 000	387 565 12	- 346,608 87	40,956 25	0 00	40 956 25
23 Jun 00	OTHER CHARGES LEHMAN BROTHERS INC	133 647600					
28 Jun 00	MILLENNIUM PHARMACEUTICALS INC COM CUSIP 599902103	3 200 000	379 337 43	- 382,464 98	3 127 53	0 00	- 3,127 53
29 Jun 00	OTHER CHARGES ROBERTSON STEPHENS & CO L R	118 546900					
27 Jun 00	MILLENNIUM PHARMACEUTICALS INC COM CUSIP 599902103	200 000	24 149 19	- 23 804 06	245 13	0 00	245 13
30 Jun 00	OTHER CHARGES ROBERTSON STEPHENS & CO L R	120 750000					
30 Jun 00	MILLENNIUM PHARMACEUTICALS INC COM CUSIP 599902103	3,700 000	426 954 29	- 428,033 91	- 1,079 62	0 00	- 1 079 62
8 Jul 00	OTHER CHARGES ROBERTSON STEPHENS & CO L R	115 398900					
8 Jun 00	NETRO CORP COM ISIN US64114R1095 CUSIP 64114R109	3 700 000	150,249 77	- 180,532 82	- 30,282 85	0 00	- 30 282 85
13 Jun 00	OTHER CHARGES DAIN RAUSCHER	40 609400					


Equities

Trade date	Security description	Shares/PA	Transaction amount	Cost	Market	Translation	Realized gain/loss
------------	----------------------	-----------	--------------------	------	--------	-------------	--------------------

The Northern Trust Company

THE WINTROP ROCKFELLER FOUNDATION
 990-PF
 12/31/2000
 71-0285871

Investment Transaction Detail



Trade date Security description Settle date Asset ID Trade Status Broker/Commission Shares/PAR Price Transaction amount Cost Market Translation Total

Sales

Equities

8 Jun 00	NETRO CORP COM ISIN US64114R1095	6 900 000	295,771 06	- 336,668 94	- 40 897 88	0 00	- 40,897 88						
14 Jun 00	CUSIP 64114R109												
Settled	DAIN RAUSCHER												
	OTHER CHARGES	9 86											
12 Jun 00	NETRO CORP COM ISIN US64114R1095	2 400 000	100 879 43	- 117,102 24	- 16 222 81	0 00	- 16,222 81						
15 Jun 00	CUSIP 64114R109												
Settled	DAIN RAUSCHER												
	OTHER CHARGES	3 37											
25 Sep 00	NETRO CORP COM ISIN US64114R1095	- 5 200 000	330 838 97	- 377,349 98	- 46 510 99	0 00	- 46,510 99						
28 Sep 00	CUSIP 64114R109												
Settled	GOLDMAN SACHS & COMPANY												
	OTHER CHARGES	63 625000											
28 Sep 00	NETRO CORP COM ISIN US64114R1095	- 3 300 000	197 548 24	- 235,821 14	- 38 072 90	0 00	- 38,072 90						
3 Oct 00	CUSIP 64114R109												
Settled	GOLDMAN SACHS & COMPANY												
	OTHER CHARGES	59 865100											
28 Sep 00	NETRO CORP COM ISIN US64114R1095	3 000 000	231 587 54	- 273 000 00	- 41 412 46	0 00	- 41,412 46						
4 Oct 00	CUSIP 64114R109												
Settled	GOLDMAN SACHS & COMPANY												
	OTHER CHARGES	59 303400											
14 Mar 00	NETRO APPLIANCE INC COM	2 400 000	498 790 97	81 800 00	436 990 97	0 00	436,990 97						
17 Mar 00	CUSIP 84120L104												
Settled	CANTOR FITZGERALD & CO												
	OTHER CHARGES	207 836500											
20 Jun 00	NETRO APPLIANCE INC COM	3 800 000	331,063 98	- 229,247 80	101 816 16	0 00	101,816 16						
23 Jun 00	CUSIP 64120L104												
Settled	SMITH BARNEY INC												
	OTHER CHARGES	87 125000											
21 Sep 00	NETRO APPLIANCE INC COM	1 700 000	232 178 60	- 21 887 50	210 291 10	0 00	210,291 10						
28 Sep 00	CUSIP 64120L104												
Settled	CHASE HBQ												
	OTHER CHARGES	7 74											
25 Sep 00	NETRO APPLIANCE INC COM	- 4 200 000	567 506 08	- 54 075 00	513 431 08	0 00	513,431 08						
28 Sep 00	CUSIP 64120L104												
Settled	SCHWAB CHARLES												
	OTHER CHARGES	135 125000											

The Northern Trust Company

THE WINTHROP ROCKEFELLER FOUNDATION
990-PF
12/31/2000
71-0285871

Generated by The Northern Trust Company from periodic data on 26 Jan 01

Account number: 7605345
 Account Name: WROCKFELLER-ESSEX

Investment Transaction Detail

Trade date Security description Shares/PA Price Transaction amount Cost Market Translation Total
 Settle date Asset ID Broker/Commission Realized gain/loss

Sales

Equities

12 Dec 00	NORDSTROM INC COM	362 801 48	- 418,387 02	- 55,585 54	0 00	- 55 585 54		
15 Dec 00	CUSIP 655664100	16 113700						
Settled	BEAR STEARNS SECURITIES CORP /	1 358 00						
28 Jul 00	NI SYS CORP COM	1 100 000	- 128,125 45	23 794 44	0 00	- 23 794 44		
2 Aug 00	CUSIP 68273F103	93 031300						
Settled	CHASE H&Q							
31 Jul 00	NI SYS CORP COM	5 900 000	- 850 814 72	- 142 594 75	0 00	- 142,594 75		
3 Aug 00	CUSIP 68273F103	86 158800						
Settled	CHASE H&Q							
1 Aug 00	NI SYS CORP COM	800 000	- 83,838 82	- 18 559 00	0 00	- 18 559 00		
4 Aug 00	CUSIP 68273F103	81 727500						
Settled	CHASE H&Q							
2 Aug 00	NI SYS CORP COM	1 200 000	- 125,625 00	- 35,309 30	0 00	- 35,309 30		
7 Aug 00	CUSIP 68273F103	75 265600						
Settled	CHASE H&Q							
18 Sep 00	NI SYS CORP COM	4 400 000	- 460,625 00	- 59,295 46	0 00	- 59 295 46		
22 Sep 00	CUSIP 68273F103	91 214300						
Settled	CHASE H&Q							
7 Nov 00	NI SYS CORP COM	- 3 600 000	249,530 00	280 215 52	0 00	- 30 685 52		
10 Nov 00	CUSIP 68273F103	69 316200						
Settled	CHASE H&Q							
8 Nov 00	NI SYS CORP COM	- 400 000	- 30 434 56	- 3,685 48	0 00	- 3 685 46		
8 Nov 00	CUSIP 68273F103	26 749 10						
Settled	CHASE H&Q							
13 Nov 00	NI SYS CORP COM	- 400 000	- 30 434 56	- 3,685 48	0 00	- 3 685 46		
13 Nov 00	CUSIP 68273F103	66 875000						
Settled	CHASE H&Q							
8 Nov 00	NI SYS CORP COM	400 000	- 30 434 56	4 623 83	0 00	4,623 83		
14 Nov 00	CUSIP 68273F103	25 810 73						
Settled	CHASE H&Q							
87	OTHER CHARGES	64 529000						

THE WINTHROP ROCKFELLER FOUNDATION
 990-PF
 12/31/2000
 71-0285871

The Northern Trust Company

Investment Transaction Detail

Trade date Security description Asset ID Broker/Commission Shares/PAR Price Transaction amount Cost Market Translation Realized gain/loss Total

Sales


Equities

10 Nov 00	ONI SYS CORP COM	CUSIP 68273F103		100 000	6 491 31	7 608 64	- 1 117 33		0 00		1 117 33
15 Nov 00	CHASE H&Q			64 915300					0 00		
28 Nov 00	ONI SS CORP COM	CUSIP 68273F103		- 1 800 000	84 805 25	- 136,955 52	- 52 150 27		0 00		- 52,150 27
4 Dec 00	OTHER CHARGES		2 83								
4 Dec 00	GOLDMAN SACHS & COMPANY			47 115600							
30 Nov 00	ONI SYS CORP COM	CUSIP 68273F103		- 4 000 000	154 554 04	- 301 073 88	- 146 519 84		0 00		- 146 519 84
5 Dec 00	OTHER CHARGES		5 16								
5 Dec 00	GOLDMAN SACHS & COMPANY			38 639800							
17 Nov 00	OPENWAVE SYS INC COM	CUSIP 683718100		- 1 700 000	145 332 06	- 30 341 09	114 990 97		0 00		114 990 97
30 Nov 00	CHASE H&Q			85 492300							
20 Nov 00	OPENWAVE SYS INC COM	CUSIP 683718100		- 500 000	38 081 53	- 8 923 85	29,157 68		0 00		29,157 68
24 Nov 00	OTHER CHARGES		1 27								
24 Nov 00	CHASE H&Q			76 165600							
20 Dec 00	OPENWAVE SYS INC COM	CUSIP 683718100		2,600 000	110,881 36	- 185 680 56	- 74,799 20		0 00		- 74,799 20
26 Dec 00	FIRST BOSTON CORPORATION			42 648100							
21 Dec 00	OTHER CHARGES		3 70								
21 Dec 00	OPENWAVE SYS INC COM	CUSIP 683718100		600 000	23 865 70	- 42,849 36	- 18 983 66		0 00		- 18,983 66
27 Dec 00	FIRST BOSTON CORPORATION			39 777500							
8 Nov 00	OTHER CHARGES		80								
8 Nov 00	OPNET TECHNOLOGIES INC COM ISIN	US6837571081		3 100 000	123 453 37	- 136 778 78	- 13,325 41		0 00		- 13,325 41
13 Nov 00	CUSIP 683757108			39 875000							
22 Nov 00	OTHER CHARGES		4 13								
22 Nov 00	OPNET TECHNOLOGIES INC COM ISIN	US6837571081		1 900 000	44 252 56	- 79,878 25	- 35,425 69		0 00		35,425 69
28 Nov 00	CORRESPONDENT SERVICES CORP / 95 00			23 341600							
28 Nov 00	OTHER CHARGES		1 48								

THE WINTHROP ROCKEFELLER FOUNDATION
 990-PF
 12/31/2000
 71-0285871

Account number: 605345
 Account Name: WROCKEFELLERESSEX

Investment Transaction Detail



Trade date Security description Asset ID Broker/Commission Shares/PAR Price Transaction amount Cost Market Translation Total

Sales

Equities

7 Nov 00	Settled	PALM INC COM STK ISIN# US6966421074	2 200 000	131 585 97	- 113 695 34	17,890 63	0 00	17,890 63			
10 Nov 00	Settled	CUSIP 696642107									
		MERRILL LYNCH PIERCE FENNER & SMITH		59 813800							
		OTHER CHARGES					4 39				
29 Nov 00	Settled	PALM INC COM STK ISIN# US6966421074	15 100 000	518 891 18	780 363 47	261 472 29	0 00	- 261 472 29			
4 Dec 00	Settled	CUSIP 696642107									
		FIRST BOSTON CORPORATION		34 364800							
		OTHER CHARGES					17 30				
15 Dec 00	Settled	PEPSI BOTTLING GROUP INC COM STK ISIN	- 4 500 000	187,317 49	- 150,041 25	37 276 24	0 00	37,276 24			
20 Dec 00	Settled	US7134091005									
		CUSIP 713409100		41 687500							
		BEAR, STEARNS, SECURITIES CORP / 270 00									
		OTHER CHARGES					6 26				
25 Sep 00	Settled	PIER 1 IMPORTS INC COM	25 800 000	348 770 67	- 323 480 64	25 290 03	0 00	25 290 03			
28 Sep 00	Settled	CUSIP 720279108									
		MAGNA SECURITIES CORPORATION / 1 554 00		13 526500							
		OTHER CHARGES					11 68				
28 Sep 00	Settled	PIER 1 IMPORTS INC COM	4 600 000	58 753 37	- 57 452 16	1 301 21	0 00	1 301 21			
4 Oct 00	Settled	CUSIP 720279108									
		BEAR, STEARNS, SECURITIES CORP / 276 00		12 832900							
		OTHER CHARGES					1 97				
8 Dec 00	Settled	PIER 1 IMPORTS INC COM	31 400 000	339 579 61	- 392,173 44	- 52,583 83	0 00	- 52,583 83			
13 Dec 00	Settled	CUSIP 720279108									
		BEAR, STEARNS, SECURITIES CORP /		10 875000							
		OTHER CHARGES					1 894 00				
14 Mar 00	Settled	PIER 1 IMPORTS INC COM	1 000 000	230 970 20	- 46 965 55	184 004 65	0 00	184 004 65			
17 Mar 00	Settled	CUSIP 69344F106									
		SMITH BARNEY INC		230 977900							
		OTHER CHARGES					7 70				
4 May 00	Settled	PIER 1 IMPORTS INC COM	- 1 800 000	307 789 74	352,177 92	44 388 18	0 00	- 44 388 18			
9 May 00	Settled	CUSIP 69344F106									
		MERRILL LYNCH PIERCE FENNER & SMITH		171 000000							
		OTHER CHARGES					10 26				
10 May 00	Settled	PIER 1 IMPORTS INC COM	1 000 000	143 620 21	- 91,572 39	52 047 82	0 00	52,047 82			
15 May 00	Settled	CUSIP 69344F106									
		FIRST BOSTON CORPORATION		143 625000							
		OTHER CHARGES					4 79				

Investment Transaction Detail

Account number	65345
Account Name	WROCKFELLER-ESSEX

Trade date	Security description	Shares/PAR	Transaction amount	Cost	Market	Transaction	Realized gain/loss
------------	----------------------	------------	--------------------	------	--------	-------------	--------------------

Sales

Equities

3 Aug 00	PMC SIERRA INC COM CUSIP 69344F106	-	3 600 000	600 553 22	- 169 075 80	431 477 42	0 00
8 Aug 00	SMITH BARNY INC OTHER CHARGES		166 825900				
21 Sep 00	PMC SIERRA INC COM CUSIP 69344F106		900 000	200 299 57	- 191 590 58	8 709 01	0 00
28 Sep 00	PRUDENTIAL SECURITIES INCORP OTHER CHARGES		222 562500				
25 Sep 00	PMC SIERRA INC COM CUSIP 69344F106		2 500 000	573 105 89	- 532 186 00	40 909 89	0 00
28 Sep 00	TROSTER SINGER CORP OTHER CHARGES		229 250000				
29 Sep 00	PMC SIERRA INC COM CUSIP 69344F106		500 000	115 558 64	- 106 439 20	9 119 44	0 00
4 Oct 00	ROBERTSON STEPHENS & CO L R OTHER CHARGES		231 125000				
30 Oct 00	PMC SIERRA INC COM CUSIP 69344F106		3 000 000	471 389 28	638 635 20	- 167 245 92	0 00
2 Nov 00	CHASE H&O OTHER CHARGES		157 135000				
2 May 00	POLYCOM INC COM CUSIP 73172K104		5 800 000	452 256 74	- 465 329 38	- 13 072 62	0 00
5 May 00	DB CLEARING SERVICES OTHER CHARGES		77 977900				
2 Jun 00	POLYCOM INC COM CUSIP 73172K104		- 2 300 000	238 425 46	- 184 400 36	54 025 10	0 00
7 Jun 00	THOMAS WEISEL PARTNERS LLC OTHER CHARGES		103 666700				
11 Aug 00	POLYCOM INC COM CUSIP 73172K104		8 200 000	746 574 45	- 647 481 84	99 092 61	0 00
18 Aug 00	THOMAS WEISEL PARTNERS LLC OTHER CHARGES		91 048700				
17 Nov 00	POLYCOM INC COM CUSIP 73172K104		1 000 000	85 337 35	- 140 091 80	55 354 45	0 00
22 Nov 00	THOMAS WEISEL PARTNERS LLC OTHER CHARGES		42 670100				

THE WINTHROP ROCKFELLER FOUNDATION
990-PF
12/31/2000
71-0285871

Generated by The Northern Trust Company from periodic data on 26 Jan 01

The Northern Trust Company

Investment Transaction Detail

Trade date Security description Shares/PAR Transaction amount Cost Market Translation Realized gain/loss

Trade date Settle date Asset ID Broker/Commission Total

Sales

Equities

20 Nov 00	POLYCOM INC COM	800 000	32 504 59	- 58,278 72	- 23,772 13	0 00	- 23,772 13
24 Nov 00	CUSIP 73172K104	40 632100					
Settled	THOMAS WEISEL PARTNERS LLC						
	OTHER CHARGES	1 09					
21 Nov 00	POLYCOM INC COM	400 000	15 856 63	28,138 36	- 12,281 73	0 00	- 12,281 73
27 Nov 00	CUSIP 73172K104						
Settled	THOMAS WEISEL PARTNERS LLC						
	OTHER CHARGES	53					
14 Dec 00	POLYCOM INC COM	3 900 000	168 401 21	- 270 428 61	104 027 40	0 00	- 104,027 40
19 Dec 00	CUSIP 73172K104						
Settled	SMITH BARNY INC						
	OTHER CHARGES	5 55					
15 Dec 00	POLYCOM INC COM	900 000	37 376 92	- 62 135 18	- 24,758 27	0 00	- 24,758 27
20 Dec 00	CUSIP 73172K104						
Settled	SMITH BARNY INC						
	OTHER CHARGES	1 25					
11 Aug 00	PDRAL SOFTWARE INC COM	2 300 000	127 567 54	- 128 601 05	- 1,033 51	0 00	- 1 033 51
18 Aug 00	CUSIP 738126103						
Settled	INSTINET / 115 00						
	OTHER CHARGES	4 26					
14 Aug 00	PORAL SOFTWARE INC COM	2 900 000	156 594 78	- 162,149 15	5 554 37	0 00	- 5 554 37
17 Aug 00	CUSIP 738126103						
Settled	THOMAS WEISEL PARTNERS LLC						
	OTHER CHARGES	5 22					
13 Sep 00	PORAL SOFTWARE INC COM	6 000 000	277 769 14	- 335,481 00	- 57,711 86	0 00	- 57,711 86
18 Sep 00	CUSIP 738126103						
Settled	FIRST BOSTON CORPORATION						
	OTHER CHARGES	9 28					
14 Sep 00	PORAL SOFTWARE INC COM	6 100 000	288 317 25	- 341 072 35	- 52,755 10	0 00	- 52,755 10
19 Sep 00	CUSIP 738126103						
Settled	FIRST BOSTON CORPORATION						
	OTHER CHARGES	9 62					
21 Mar 00	PRICELINE COM INC COM	19 400 000	1 492 326 29	1 732 218 24	- 239 891 95	0 00	239 891 95
5 Apr 00	CUSIP 741503106						
Settled	LEHMAN BROTHERS INC						
	OTHER CHARGES	49 75					

THE WINthrop ROCKFELLER FOUNDATION
 990-PF
 12/31/2000
 71-0285871

The Northern Trust Company

Generated by The Northern Trust Company from periodic data on 26 Jan 01

Investment Transaction Detail

Trade date Security description Trade date Asset ID Trade Status Broker/Commission

Shares/PA Price Transaction amount Cost Market Translation Total

Sales

Equities

20 Jun 00	PROTEIN DESIGN LABS INC COM	CUSIP 74369L103	1,400,000	244,991.83	201,018.16	43,973.67	0.00	43,973.67
		FIRST BOSTON CORPORATION	175,000,000					
		OTHER CHARGES	8 17					
21 Sep 00	PROTEIN DESIGN LABS INC COM	CUSIP 74369L103	2,500,000	276,865.77	- 179,480.50	97,385.27	0.00	97,385.27
		FIRST BOSTON CORPORATION	110,750,000					
		OTHER CHARGES	9 23					
25 Sep 00	PROTEIN DESIGN LABS INC COM	CUSIP 74369L103	- 5,400,000	870,927.83	387,677.88	283,249.75	0.00	283,249.75
		FIRST BOSTON CORPORATION	124,250,000					
		OTHER CHARGES	22 37					
28 Sep 00	PROTEIN DESIGN LABS INC COM	CUSIP 74369L103	1,000,000	127,745.74	- 71,792.20	55,953.54	0.00	55,953.54
		DAIN RAUSCHER	127,750,000					
		OTHER CHARGES	4 28					
5 Oct 00	PROTEIN DESIGN LABS INC COM	CUSIP 74369L103	1,400,000	160,994.63	- 100,331.97	60,662.66	0.00	60,662.66
		FIRST BOSTON CORPORATION	115,000,000					
		OTHER CHARGES	5 37					
8 Nov 00	PROTEIN DESIGN LABS INC COM	CUSIP 74369L103	- 2,200,000	294,222.37	- 158,644.07	137,578.30	0.00	137,578.30
		FIRST BOSTON CORPORATION	133,741,900					
		OTHER CHARGES	9 81					
14 Nov 00	PROTEIN DESIGN LABS INC COM	CUSIP 74369L103	200,000	18,957.70	- 14,240.37	4,717.33	0.00	4,717.33
		MERRILL LYNCH PIERCE FENNER & SMITH	94,791,700					
		OTHER CHARGES	64					
15 Nov 00	PROTEIN DESIGN LABS INC COM	CUSIP 74369L103	200,000	19,335.63	- 14,240.37	5,095.26	0.00	5,095.26
		MERRILL LYNCH PIERCE FENNER & SMITH	96,681,400					
		OTHER CHARGES	65					
29 Nov 00	PROTEIN DESIGN LABS INC COM	CUSIP 74369L103	1,900,000	158,236.98	135,283.52	22,953.46	0.00	22,953.46
		FIRST BOSTON CORPORATION	83,285,400					
		OTHER CHARGES	5 28					

The Northern Trust Company

THE WINTROP ROCKFELLER FOUNDATION
 990-PF
 12/31/2000
 71-0285871

Investment Transaction Detail

Account numb 605345 Account Name WROCKFELLER-ESSEX

Trade date Security description Trade date Asset ID Trade Status Broker/Commission

Sales

Equities

Trade date	Security description	Trade date	Asset ID	Trade Status	Broker/Commission	Shares/PAR	Transaction amount	Cost	Market	Translation	Realized gain/loss
30 Nov 00	PROTEIN DESIGN LABS INC COM	5 Dec 00	CUSIP 74369L103	Sold		- 600 000	46,953 65	- 42 721 11	4,232 54	0 00	4,232 54
	OTHER CHARGES										
	FIRST BOSTON CORPORATION					78 258700					
	OTHER CHARGES										
9 May 00	QLOGIC CORP COM	12 May 00	CUSIP 747277101	Sold		- 9 500 000	596,980 05	- 1 163,269 30	- 566,289 25	0 00	- 566,289 25
	DONALDSON LUFKIN & JENRETTE SECURITIES CORP					62 842100					
	OTHER CHARGES										
14 Mar 00	QLT INC COM	17 Mar 00	CUSIP 746927102	Sold		12 700 000	693 056 53	- 694 050 05	993 52	0 00	993 52
	DB CLEARING SERVICES					54 573200					
	OTHER CHARGES										
20 Jun 00	QLT INC COM	23 Jun 00	CUSIP 746927102	Sold		1 300 000	84 578 43	- 79,288 56	5 289 87	0 00	5 289 87
	DAIN RAUSCHER					65 062500					
	OTHER CHARGES										
21 Sep 00	QLT INC COM	26 Sep 00	CUSIP 746927102	Sold		- 2 500 000	177,494 08	- 184,728 72	- 7 234 64	0 00	- 7,234 64
	ADAMS MARKNESS & HILL INC					71 000000					
	OTHER CHARGES										
25 Sep 00	QLT INC COM	28 Sep 00	CUSIP 746927102	Sold		8 200 000	630 353 98	- 555 556 18	74 797 80	0 00	74 797 80
	CHASE H&O					76 875000					
	OTHER CHARGES										
2 Oct 00	QLT INC COM	5 Oct 00	CUSIP 746927102	Sold		1 500 000	104 201 07	87 396 75	16 804 32	0 00	16 804 32
	LEHMAN BROTHERS INC					69 469700					
	OTHER CHARGES										
9 Oct 00	QLT INC COM	13 Oct 00	CUSIP 746927102	Sold		2 500 000	130 826 88	- 145 661 25	- 14,834 37	0 00	- 14,834 37
	OPPENHEIMER & CO INC					52 332500					
	OTHER CHARGES										
10 Oct 00	QLT INC COM	13 Oct 00	CUSIP 746927102	Sold		- 3 400 000	184 173 56	192 082 70	- 7,909 14	0 00	- 7 909 14
	OPPENHEIMER & CO INC					54 170500					
	OTHER CHARGES										

The Northern Trust Company

THE WINTROP ROCKFELLER FOUNDATION
990-PF
12/31/2000
71-0285871

Generated by The Northern Trust Company from periodic data on 26 Jan 01

Investment Transaction Detail

Account number: 7605345
 Account Name: WROCKFELLER ESSEX

Trade date Security description Trade date Status Broker/Commission

Sell date Asset ID Transaction amount Shares/PAK Price Market Transaction Total

Sales

Equities

11 Oct 00	QLT INC COM	CUSIP 746927102	4 100 000	- 228,550 42	- 11,744 65	0 00	- 11 744 65
18 Oct 00	OPPENHEIMER & CO INC	CUSIP 746927102	52 393400				
		OTHER CHARGES	7 17				
7 Nov 00	QLT INC COM	CUSIP 746927102	2 800 000	- 152 019 84	- 4,633 04	0 00	- 4,633 04
10 Nov 00	LEHMAN BROTHERS INC	CUSIP 746927102	52 639900				
		OTHER CHARGES	4 97				
14 Nov 00	QLT INC COM	CUSIP 746927102	300 000	18 287 84	2 795 79	0 00	2 795 79
17 Nov 00	MERRILL LYNCH PIERCE FENNER & SMITH	CUSIP 746927102	13 492 05				
		OTHER CHARGES	44 975000				
11 Oct 00	QUALCOMM INC COM	CUSIP 747525103	10 200 000	- 847 700 58	91 827 20	0 00	- 91,927 20
18 Oct 00	FIRST BOSTON CORPORATION	CUSIP 747525103	755 773 38				
		OTHER CHARGES	14 097900				
12 Dec 00	RALSTON RALSTON PURINA GROUP	CUSIP 751277302	9 700 000	- 268,694 85	- 28 691 82	0 00	- 26,691 82
15 Dec 00	BEAR STEARNS SECURITIES CORP / 582 00	CUSIP 751277302	25 009600				
		OTHER CHARGES	8 09				
14 Mar 00	REDBACK NETWORKS INC COM ISIN	US572091012	1 300 000	477 888 31	- 89 624 35	388 063 96	0 00
		CUSIP 757209101	367 464800				
		OTHER CHARGES	15 93				
4 May 00	REDBACK NETWORKS INC COM ISIN	US572091012	9 000 000	736 823 52	- 1,308 668 13	571 842 61	0 00
		CUSIP 757209101	74 429100				
		OTHER CHARGES	24 57				
9 May 00	REDBACK NETWORKS INC COM ISIN	US572091012	2 200 000	131 654 83	- 219,895 94	- 88,241 11	0 00
		CUSIP 757209101	59 845100				
		OTHER CHARGES	4 39				
2 Jun 00	REDBACK NETWORKS INC COM ISIN	US572091012	3 600 000	409 486 35	- 359,829 72	49,656 63	0 00
		CUSIP 757209101	113 750000				
		OTHER CHARGES	13 65				

The Northern Trust Company

THE WINTROP ROCKFELLER FOUNDATION
 990-PF
 12/31/2000
 71-0285871

Generated by The Northern Trust Company from periodic data on 26 Jan 01

Portfolio Statement

1 JAN 00 - 31 DEC 00

Investment Transaction Detail

Account number: 605345
 Account Name: WROCKEFELLER ESSEX

Trade date Security description Settle date Asset ID Trade Status Broker/Commission

Realized gain/loss Transaction amount Price Shares/PAR Transaction Cost Market Translation Total

Sales

Equities

8 Jul 00	REDBACK NETWORKS INC COM ISIN	US7572091012	CUSIP 757209101	152 563800	-	2 100 000	320 373 30	-	209 900 67	110 472 63	0 00	110,472 63	Sold
11 Jul 00	ROBERTSON STEPHENS & CO L R												
18 Jul 00	REDBACK NETWORKS INC COM ISIN	US7572091012	CUSIP 757209101	137 539000	-	2 100 000	288 822 27	-	209 900 67	78 921 60	0 00	78 921 60	Sold
21 Jul 00	GOLDMAN SACHS & COMPANY												
28 Jul 00	REDBACK NETWORKS INC COM ISIN	US7572091012	CUSIP 757209101	477 524 76	-	3 800 000	477 524 76	-	318 678 78	158,845 98	0 00	158 845 98	Sold
2 Aug 00	REDBACK NETWORKS INC COM ISIN	US7572091012	CUSIP 757209101	125 668600	-	3 800 000	477 524 76	-	318 678 78	158,845 98	0 00	158 845 98	Sold
25 Sep 00	REDBACK NETWORKS INC COM ISIN	US7572091012	CUSIP 757209101	163 312500	-	4 500 000	734 881 75	-	628 435 48	106 446 27	0 00	106 446 27	Sold
28 Sep 00	REDBACK NETWORKS INC COM ISIN	US7572091012	CUSIP 757209101	165 988400	-	800 000	132 786 29	-	18 244 89	114 541 40	0 00	114 541 40	Sold
4 Oct 00	REDBACK NETWORKS INC COM ISIN	US7572091012	CUSIP 757209101		-	800 000	132 786 29	-	18 244 89	114 541 40	0 00	114 541 40	Sold
29 Sep 00	REDBACK NETWORKS INC COM ISIN	US7572091012	CUSIP 757209101		-	800 000	132 786 29	-	18 244 89	114 541 40	0 00	114 541 40	Sold
20 Oct 00	REDBACK NETWORKS INC COM ISIN	US7572091012	CUSIP 757209101	7 100 000	-	7 100 000	285 875 23	-	44 543 52	241 331 71	0 00	241 331 71	Sold
25 Oct 00	REDBACK NETWORKS INC COM ISIN	US7572091012	CUSIP 757209101	136 135600	-	7 100 000	285 875 23	-	44 543 52	241 331 71	0 00	241 331 71	Sold
20 Oct 00	REDBACK NETWORKS INC COM ISIN	US7572091012	CUSIP 757209101		-	7 100 000	285 875 23	-	44 543 52	241 331 71	0 00	241 331 71	Sold
25 Oct 00	REDBACK NETWORKS INC COM ISIN	US7572091012	CUSIP 757209101		-	7 100 000	285 875 23	-	44 543 52	241 331 71	0 00	241 331 71	Sold
27 Oct 00	REDBACK NETWORKS INC COM ISIN	US7572091012	CUSIP 757209101	3 300 000	-	3 300 000	372,232 54	-	66 375 84	305 856 70	0 00	305,856 70	Sold
1 Nov 00	REDBACK NETWORKS INC COM ISIN	US7572091012	CUSIP 757209101		-	3 300 000	372,232 54	-	66 375 84	305 856 70	0 00	305,856 70	Sold
27 Oct 00	REDBACK NETWORKS INC COM ISIN	US7572091012	CUSIP 757209101		-	3 300 000	372,232 54	-	66 375 84	305 856 70	0 00	305,856 70	Sold
15 Dec 00	S W AIRL CO COM			3 200 000	-	3 200 000	95 492 81	-	95 447 36	45 45	0 00	45 45	Sold
20 Dec 00	CUSIP 84474108				-	3 200 000	95 492 81	-	95 447 36	45 45	0 00	45 45	Sold
20 Dec 00	BEAR STEARNS SECURITIES CORP / 192 00				-	3 200 000	95 492 81	-	95 447 36	45 45	0 00	45 45	Sold
15 Dec 00	S W AIRL CO COM			29 902500	-	29 902500	95 492 81	-	95 447 36	45 45	0 00	45 45	Sold
15 Dec 00	BEAR STEARNS SECURITIES CORP / 192 00				-	29 902500	95 492 81	-	95 447 36	45 45	0 00	45 45	Sold
15 Dec 00	OTHER CHARGES			3 19	-	3 19	95 492 81	-	95 447 36	45 45	0 00	45 45	Sold

The Northern Trust Company

THE WINTROP ROCKEFELLER FOUNDATION
 990-PF
 12/31/2000
 71-0285871

Generated by The Northern Trust Company from periodic data on 26 Jan 01

Portfolio Statement

1/31/2000 - 12/31/2000

Investment Transaction Detail

Account number: 7605345
 Account Name: WROCKFELLER-ESSEX

Trade date Security description Asset ID Broker/Commission Shares/PAR Price Transaction amount Cost Market Translation Realized gain/loss Total

Sales

Equities

14 Mar 00	SCIENT CORP COM			3 700 000	392 017 84	- 396 065 79	- 4 047 95	0 00	- 4,047 85			
17 Mar 00	CUSIP 80864H109											
	MERRILL LYNCH PIERCE FENNER & SMITH				105 954300							
	OTHER CHARGES				13 07							
6 Jun 00	SDL INC COM			200 000	52 798 24	- 42,221 38	10 576 86	0 00	10 576 86			
9 Jun 00	CUSIP 784076101											
	COWEN AND COMPANY				264 000000							
	OTHER CHARGES				1 76							
20 Jun 00	SDL INC COM			800 000	242 241 92	- 168 885 52	73 356 40	0 00	73 356 40			
23 Jun 00	CUSIP 784076101											
	PIPER JAFFRAY INC				302 812500							
	OTHER CHARGES				8 08							
21 Sep 00	SDL INC COM			700 000	231 349 91	- 249 749 22	- 18,399 31	0 00	- 18,399 31			
28 Sep 00	CUSIP 784076101											
	SMITH BARNEY INC				330 510900							
	OTHER CHARGES				7 72							
25 Sep 00	SDL INC COM			1 600 000	564 081 19	- 468 880 97	95 200 22	0 00	95 200 22			
28 Sep 00	CUSIP 784076101											
	TROSTER SINGER CORP				352 502500							
	OTHER CHARGES				18 81							
29 Sep 00	SDL INC COM			300 000	95 151 51	- 63,332 07	31 819 44	0 00	31 819 44			
4 Oct 00	CUSIP 784076101											
	MONTGOMERY SECURITIES				317 182300							
	OTHER CHARGES				3 18							
30 Oct 00	SDL INC COM			1 400 000	321 639 69	- 401,399 18	- 79 759 47	0 00	- 79 759 47			
2 Nov 00	CUSIP 784076101											
	MORGAN STANLEY & CO INC				229 750300							
	OTHER CHARGES				10 73							
8 Nov 00	SDL INC COM			1 400 000	355 733 60	- 367,239 60	- 11 506 00	0 00	- 11,506 00			
8 Nov 00	CUSIP 784076101											
	WARBURG DILLON READ LLC				254 103900							
	OTHER CHARGES				11 86							
7 Nov 00	SDL INC COM			1 600 000	386 199 92	- 342 500 16	43,699 70	0 00	43,699 70			
10 Nov 00	CUSIP 784076101											
	JONES & ASSOCIATES				241 383000							
	OTHER CHARGES				12 88							

The Northern Trust Company

THE WINTROP ROCKFELLER FOUNDATION
 990-PF
 12/31/2000
 71-0285871

Generated by The Northern Trust Company from periodic data on 26 Jan 01

Investment Transaction Detail

Trade date Security description Trade date Settlement date Asset ID Broker/Commission Shares/PA Transaction amount Cost Market Transaction Realized gain/loss Total

Sales

Equities

2 May 00	SEPRACOR INC COM	CUSIP 817315104	ROBERTSON STEPHENS & CO L R	11 26	OTHER CHARGES	- 3 500 000	337 582 64	- 234,046 24	103 536 40	103 536 40	0 00	103 536 40
5 May 00	SEPRACOR INC COM	CUSIP 817315104	MERRILL LYNCH PIERCE FENNER & SMITH	5 08	OTHER CHARGES	96 455400						
19 May 00	SEPRACOR INC COM	CUSIP 817315104	MERRILL LYNCH PIERCE FENNER & SMITH	3 15	OTHER CHARGES	1 500 000	152 261 57	- 95,322 89	58,938 68	58,938 68	0 00	58 938 68
24 May 00	SEPRACOR INC COM	CUSIP 817315104	MERRILL LYNCH PIERCE FENNER & SMITH	2 22	OTHER CHARGES	1 500 000						
22 May 00	SEPRACOR INC COM	CUSIP 817315104	MERRILL LYNCH PIERCE FENNER & SMITH	5 30	OTHER CHARGES	1 000 000	94 399 15	- 62 718 16	31,680 99	31,680 99	0 00	31,680 99
25 May 00	SEPRACOR INC COM	CUSIP 817315104	MERRILL LYNCH PIERCE FENNER & SMITH	2 22	OTHER CHARGES	95 028900						
23 May 00	SEPRACOR INC COM	CUSIP 817315104	MERRILL LYNCH PIERCE FENNER & SMITH	13 54	OTHER CHARGES	- 700 000	66 518 01	- 43 902 71	22 615 30	22,615 30	0 00	22,615 30
28 May 00	SEPRACOR INC COM	CUSIP 817315104	LEHMAN BROTHERS INC	4 40	OTHER CHARGES	1 400 000	158,982 20	86 902 21	72 079 99	72 079 99	0 00	72 079 99
8 Jun 00	SEPRACOR INC COM	CUSIP 817315104	SMITH BARNEY INC	13 54	OTHER CHARGES	- 1 400 000						
13 Jun 00	SEPRACOR INC COM	CUSIP 817315104	SMITH BARNEY INC	13 54	OTHER CHARGES	113 562500						
18 Sep 00	SEPRACOR INC COM	CUSIP 817315104	LEHMAN BROTHERS INC	13 54	OTHER CHARGES	4 000 000	406 059 26	- 247 861 99	158 197 27	158 197 27	0 00	158 197 27
22 Sep 00	SEPRACOR INC COM	CUSIP 817315104	LEHMAN BROTHERS INC	13 54	OTHER CHARGES	4 000 000						
20 Sep 00	SEPRACOR INC COM	CUSIP 817315104	LEHMAN BROTHERS INC	13 54	OTHER CHARGES	1 300 000	131 727 72	- 80 555 14	51 172 58	51 172 58	0 00	51 172 58
25 Sep 00	SEPRACOR INC COM	CUSIP 817315104	LEHMAN BROTHERS INC	13 54	OTHER CHARGES	1 300 000						
28 Sep 00	SEPRACOR INC COM	CUSIP 817315104	LEHMAN BROTHERS INC	13 54	OTHER CHARGES	400 000	40 261 13	24,786 20	15,474 93	15,474 93	0 00	15,474 93
21 Sep 00	SEPRACOR INC COM	CUSIP 817315104	LEHMAN BROTHERS INC	13 54	OTHER CHARGES	400 000						
28 Sep 00	SEPRACOR INC COM	CUSIP 817315104	LEHMAN BROTHERS INC	13 54	OTHER CHARGES	100 000						
10 Apr 00	SEQUENOM INC COM	ISIN US8173371084	CUSIP 817337108	6 47	OTHER CHARGES	4 300 000	193 990 61	- 446 375 92	- 252 385 31	- 252 385 31	0 00	- 252 385 31
13 Apr 00	SEQUENOM INC COM	ISIN US8173371084	CUSIP 817337108	6 47	OTHER CHARGES	45 115600						

Investment Transaction Detail

Trade date Security description Settle date Trade Status Broker/Commission Shares/PAR Price Transaction amount Cost Market Translation Total

Sales

Equities

11 Apr 00	SEQUENOM INC COM ISIN US8173371084	CUSIP 817337108	COWEN AND COMPANY	OTHER CHARGES	83	35 208100	- 700 000	24 644 84	- 67,016 25	- 42,371 41	0 00	- 42,371 41
14 Apr 00	SEQUENOM INC COM ISIN US8173371084	CUSIP 817337108	COWEN AND COMPANY	OTHER CHARGES	81	30 159600	1 500 000	47 071 43	- 132 937 50	- 85 866 07	0 00	85 866 07
13 Apr 00	SEQUENOM INC COM ISIN US8173371084	CUSIP 817337108	COWEN AND COMPANY	OTHER CHARGES	88	26 149200	- 1 000 000	26 148 32	- 85,841 90	- 59 693 58	0 00	- 59,693 58
14 Apr 00	SEQUENOM INC COM ISIN US8173371084	CUSIP 817337108	COWEN AND COMPANY	OTHER CHARGES	88	26 149200	- 1 000 000	26 148 32	- 85,841 90	- 59 693 58	0 00	- 59,693 58
19 Apr 00	SEQUENOM INC COM ISIN US8173371084	CUSIP 817337108	COWEN AND COMPANY	OTHER CHARGES	88	26 149200	- 1 000 000	26 148 32	- 85,841 90	- 59 693 58	0 00	- 59,693 58
12 Apr 00	SEQUENOM INC COM ISIN US8173371084	CUSIP 817337108	COWEN AND COMPANY	OTHER CHARGES	81	30 159600	800 000	24 126 87	- 70,900 00	- 48,773 13	0 00	- 46,773 13
17 Apr 00	SEQUENOM INC COM ISIN US8173371084	CUSIP 817337108	COWEN AND COMPANY	OTHER CHARGES	81	30 159600	1 500 000	47 071 43	- 132 937 50	- 85 866 07	0 00	85 866 07
18 Apr 00	SEQUENOM INC COM ISIN US8173371084	CUSIP 817337108	COWEN AND COMPANY	OTHER CHARGES	81	30 159600	1 500 000	47 071 43	- 132 937 50	- 85 866 07	0 00	85 866 07
19 Apr 00	SEQUENOM INC COM ISIN US8173371084	CUSIP 817337108	COWEN AND COMPANY	OTHER CHARGES	81	30 159600	- 1 000 000	26 148 32	- 85,841 90	- 59 693 58	0 00	- 59,693 58
14 Apr 00	SEQUENOM INC COM ISIN US8173371084	CUSIP 817337108	COWEN AND COMPANY	OTHER CHARGES	81	30 159600	- 1 000 000	26 148 32	- 85,841 90	- 59 693 58	0 00	- 59,693 58
8 Jun 00	SIEBEL SYS INC COM	CUSIP 828170102	J P MORGAN SECURITIES INC	OTHER CHARGES	37 70	133 014100	8 500 000	1,130 837 15	- 1 118 812 50	12 024 65	0 00	12,024 65
8 Jun 00	SIEBEL SYS INC COM	CUSIP 828170102	J P MORGAN SECURITIES INC	OTHER CHARGES	37 70	133 014100	8 500 000	1,130 837 15	- 1 118 812 50	12 024 65	0 00	12,024 65
16 May 00	SMITH INTL INC COM	CUSIP 832110100	BEAR STEARNS, SECURITIES CORP / 216 00	OTHER CHARGES	10 11	84 187500	3 600 000	302 848 89	271,899 72	30 949 17	0 00	30 949 17
16 May 00	SMITH INTL INC COM	CUSIP 832110100	BEAR STEARNS, SECURITIES CORP / 216 00	OTHER CHARGES	10 11	84 187500	3 600 000	302 848 89	271,899 72	30 949 17	0 00	30 949 17
23 May 00	SMITH INTL INC COM	CUSIP 832110100	MAGNA SECURITIES CORPORATION / 108 00	OTHER CHARGES	4 79	79 711800	1 800 000	143 368 45	- 135 949 86	7 418 59	0 00	7 418 59
23 May 00	SMITH INTL INC COM	CUSIP 832110100	MAGNA SECURITIES CORPORATION / 108 00	OTHER CHARGES	4 79	79 711800	1 800 000	143 368 45	- 135 949 86	7 418 59	0 00	7 418 59
2 Jun 00	SMITH INTL INC COM	CUSIP 832110100	BEAR STEARNS, SECURITIES CORP / 234 00	OTHER CHARGES	8 89	68 323700	3 900 000	266 219 54	- 294 558 03	28 338 49	0 00	28 338 49
2 Jun 00	SMITH INTL INC COM	CUSIP 832110100	BEAR STEARNS, SECURITIES CORP / 234 00	OTHER CHARGES	8 89	68 323700	3 900 000	266 219 54	- 294 558 03	28 338 49	0 00	28 338 49
20 Sep 00	SMITH INTL INC COM	CUSIP 832110100	BEAR STEARNS, SECURITIES CORP / 312 00	OTHER CHARGES	14 47	83 437500	- 5 200 000	433 548 53	392 744 04	40 804 49	0 00	40,804 49
20 Sep 00	SMITH INTL INC COM	CUSIP 832110100	BEAR STEARNS, SECURITIES CORP / 312 00	OTHER CHARGES	14 47	83 437500	- 5 200 000	433 548 53	392 744 04	40 804 49	0 00	40,804 49

THE WINTROP ROCKEFELLER FOUNDATION
990-PF
12/31/2000
71-0285871

Generated by The Northern Trust Company from periodic data on 26 Jan 01

The Northern Trust Company

Investment Transaction Detail

Trade date Security description Shares/PAR Transaction amount Cost Market Translation Realized gain/loss

Sell date Asset ID Broker/Commission Trade Status

Equities


8 Sep 00	STARBUCKS CORP COM	- 8 000 000	292 740 64	- 273 044 80	19 695 84	0 00	19 695 84		
13 Sep 00	CUSIP 855244109								
Settled	SMITH BARNEY INC	36 593800							
	OTHER CHARGES	0 76							
11 Sep 00	STARBUCKS CORP COM	- 8 800 000	323,389 22	- 300 349 28	23 039 94	0 00	23,039 94		
14 Sep 00	CUSIP 855244109								
Settled	SMITH BARNEY INC	36 750000							
	OTHER CHARGES	10 78							
8 Mar 00	SYBRON INTL CORP COM	39 500 000	995 109 99	- 1 109,272 94	- 114 162 95	0 00	114,162 95		
14 Mar 00	CUSIP 87114F106								
Settled	BEAR STEARNS SECURITIES CORP /	25 253500							
	OTHER CHARGES	33 28							
20 Dec 00	TARGET CORP COM	6 900 000	192 779 56	- 210 884 00	- 18 084 44	0 00	- 18 084 44		
26 Dec 00	CUSIP 87612E106								
Settled	BEAR, STEARNS, SECURITIES CORP / 414 00	28 000000							
	OTHER CHARGES	6 44							
24 Mar 00	TELAXIS COMMUNICATIONS CORP	4 400 000	368 816 38	- 231,348 48	137 467 90	0 00	137,467 90		
29 Mar 00	CUSIP 879202109								
Settled	FIRST BOSTON CORPORATION	83 824700							
	OTHER CHARGES	12 30							
4 Apr 00	TELAXIS COMMUNICATIONS CORP	11,200 000	392 465 15	- 565 295 24	- 172 830 09	0 00	- 172,830 09		
7 Apr 00	CUSIP 879202109								
Settled	FIRST BOSTON CORPORATION	35 042700							
	OTHER CHARGES	13 09							
18 Apr 00	TENFOLD CORP COM	- 4 100 000	113 079 56	- 216 839 98	- 103,760 42	0 00	- 103 760 42		
25 Apr 00	CUSIP 88033A103								
Settled	GOLDMAN SACHS & COMPANY	27 581300							
	OTHER CHARGES	3 77							
2 May 00	TENFOLD CORP COM	1 200 000	30 640 73	- 63,485 36	- 32 824 63	0 00	- 32,824 63		
5 May 00	CUSIP 88033A103								
Settled	GOLDMAN SACHS & COMPANY	25 534800							
	OTHER CHARGES	1 03							
4 May 00	TENFOLD CORP COM	3 700 000	86 420 97	- 195 519 58	- 109 098 81	0 00	- 109,098 81		
8 May 00	CUSIP 88033A103								
Settled	GOLDMAN SACHS & COMPANY	23 357800							
	OTHER CHARGES	2 89							

THE WINTROP ROCKFELLER FOUNDATION
990-PF
12/31/2000
71-0285871

The Northern Trust Company

Generated by The Northern Trust Company from periodic data on 26 Jan 01

Investment Transaction Detail



Trade date	Security description	Shares/PAR	Transaction amount	Cost	Market	Translation	Realized gain/loss
------------	----------------------	------------	--------------------	------	--------	-------------	--------------------

Sales

Equities

5 May 00	TENFOLD CORP COM CUSIP 88033A103	1 800 000	44 276 72	- 95 012 10	- 50,735 38	0 00	- 50,735 38
10 May 00	TENFOLD CORP COM CUSIP 88033A103	24 599000					
8 May 00	OTHER CHARGES						
11 May 00	TENFOLD CORP COM CUSIP 88033A103	300 000	6 965 40	- 15,835 35	- 8 869 95	0 00	- 8 869 95
8 May 00	GOLDMAN SACHS & COMPANY	23 218800					
8 May 00	OTHER CHARGES						
12 May 00	TENFOLD CORP COM CUSIP 88033A103	1 500 000	30 315 03	- 78 913 88	- 48 598 85	0 00	- 48,598 85
8 May 00	GOLDMAN SACHS & COMPANY	20 210700					
8 May 00	OTHER CHARGES						
10 May 00	TENFOLD CORP COM CUSIP 88033A103	3 000 000	63 352 78	- 157 476 60	- 94,123 82	0 00	- 94,123 82
15 May 00	GOLDMAN SACHS & COMPANY	21 118300					
15 May 00	OTHER CHARGES						
11 May 00	TENFOLD CORP COM CUSIP 88033A103	2 900 000	63 331 85	- 152 227 38	- 88 895 53	0 00	- 88 895 53
10 May 00	GOLDMAN SACHS & COMPANY	21 839300					
10 May 00	OTHER CHARGES						
12 May 00	TENFOLD CORP COM CUSIP 88033A103	2 300 000	49 070 52	120,732 08	- 71 081 54	0 00	71 081 54
17 May 00	GOLDMAN SACHS & COMPANY	21 596600					
17 May 00	OTHER CHARGES						
18 May 00	TENFOLD CORP COM CUSIP 88033A103	700 000	14 778 11	- 36,744 54	21,968 43	0 00	- 21,968 43
18 May 00	GOLDMAN SACHS & COMPANY	21 112300					
18 May 00	OTHER CHARGES						
17 May 00	TENFOLD CORP COM CUSIP 88033A103	500 000	9,736 72	- 26,246 10	- 16,509 38	0 00	- 16,509 38
22 May 00	GOLDMAN SACHS & COMPANY	19 474100					
22 May 00	OTHER CHARGES						
19 Oct 00	TENFOLD CORP COM CUSIP 89579K109	8 000 000	188 075 33	- 260 241 91	72,166 58	0 00	- 72 166 58
24 Oct 00	JEFFRIES & COMPANY	23 510200					
24 Oct 00	OTHER CHARGES						

The Northern Trust Company
 THE WINthrop ROCKFELLER FOUNDATION
 990-PF
 12/31/2000
 71-0285871

Investment Transaction Detail

Trade date Security description Asset ID Trade Status Broker/Commission Shares/PAR Price Transaction amount Cost Market Translation Total

Sales

Equities

30 May 00	TULARIK INC COM	CUSIP 899165104	Settled	OTHER CHARGES	1 14	21 300000	1 600 000	34 078 86	- 32 219 36	1,859 50	0 00	1,859 50
2 Jun 00	TULARIK INC COM	CUSIP 899165104	Settled	CHASE H&Q								
31 May 00	TULARIK INC COM	CUSIP 899165104	Settled	OTHER CHARGES	3 47	21 228300	- 4 900 000	104 015 20	- 98,671 79	5,343 41	0 00	5,343 41
5 Jun 00	TULARIK INC COM	CUSIP 899165104	Settled	CHASE H&Q								
1 Jun 00	TULARIK INC COM	CUSIP 899165104	Settled	OTHER CHARGES	1 11	20 750000	1 600 000	33,198 89	32,115 06	1,083 83	0 00	1,083 83
6 Jun 00	TULARIK INC COM	CUSIP 899165104	Settled	CHASE H&Q								
2 Jun 00	TULARIK INC COM	CUSIP 899165104	Settled	OTHER CHARGES	55	23 187500	700 000	16 230 70	- 13 949 85	2 280 75	0 00	2 280 75
7 Jun 00	TULARIK INC COM	CUSIP 899165104	Settled	CHASE H&Q								
5 Jun 00	TULARIK INC COM	CUSIP 899165104	Settled	OTHER CHARGES	3 92	23 042700	- 5 100 000	117 513 85	- 91 507 62	26 006 23	0 00	26,006 23
8 Jun 00	TULARIK INC COM	CUSIP 899165104	Settled	CHASE H&Q								
7 Mar 00	TURNSTONE SYS INC COM	CUSIP 900423104	Settled	OTHER CHARGES			- 600 000	85 129 66	- 110 334 72	25 205 06	0 00	- 25 205 06
10 Mar 00	TURNSTONE SYS INC COM	CUSIP 900423104	Settled	GOLDMAN SACHS & COMPANY	2 84	141 887500	- 4 200 000	532 336 45	- 740 373 23	- 208 036 78	0 00	- 208 036 78
8 Mar 00	TURNSTONE SYS INC COM	CUSIP 900423104	Settled	OTHER CHARGES	17 75	126 751000	5 000 000	359 931 00	- 758 001 82	- 398 070 92	0 00	- 398,070 92
4 Apr 00	TURNSTONE SYS INC COM	CUSIP 900423104	Settled	OTHER CHARGES								
7 Apr 00	TURNSTONE SYS INC COM	CUSIP 900423104	Settled	ROBERTSON STEPHENS & CO L R	12 00	71 988600	2 400 000	190 793 64	288,345 12	- 97 551 48	0 00	- 97,551 48
5 Apr 00	TURNSTONE SYS INC COM	CUSIP 900423104	Settled	OTHER CHARGES	6 36	79 500000						

THE WINTHROP ROCKEFELLER FOUNDATION
990-PF
12/31/2000
71-0285871

The Northern Trust Company

Generated by The Northern Trust Company from periodic data on 26 Jan 01

Investment Transaction Detail

Account number: 605345
 Account Name: WROCKFELLER-ESSEX

Trade date Security description Shares/PAR Transaction amount Cost Market Translation Realized gain/loss

Trade date Asset ID Broker/Commission Total

Sales

Equities

24 Jul 00	TURNSTONE SYS INC COM	CUSIP 900423104	800 000	113 996 20	136 526 40	- 22 530 20	0 00	- 22 530 20
27 Jul 00	TURNSTONE SYS INC COM	CUSIP 900423104	142 500 000					
	OTHER CHARGES		3 80					
28 Jul 00	TURNSTONE SYS INC COM	CUSIP 900423104	5 500 000	747 410 23	- 905,063 01	- 157 652 78	0 00	- 157,652 78
	PIPER JAFFRAY INC		135 897300					
25 Sep 00	VARIAGENICS INC COM STK ISIN#	US9221961009	18 400 000	419 835 36	- 481 153 40	- 41 318 04	0 00	- 41,318 04
	OTHER CHARGES		14 00					
29 Sep 00	VARIAGENICS INC COM STK ISIN#	US9221961009	300 000	6,862 27	- 7 384 20	- 521 83	0 00	- 521 83
	OTHER CHARGES		22 875000					
4 Oct 00	VARIAGENICS INC COM STK ISIN#	US9221961009	800 000	17 599 41	- 19 691 20	- 2,091 79	0 00	- 2,091 79
	OTHER CHARGES		22 000000					
5 Oct 00	VARIAGENICS INC COM STK ISIN#	US9221961009	300 000	6 524 78	7,384 20	- 859 42	0 00	- 859 42
	OTHER CHARGES		21 750000					
10 Oct 00	VARIAGENICS INC COM STK ISIN#	US9221961009	1 900 000	35 623 81	- 46 766 60	11 142 79	0 00	11,142 79
	OTHER CHARGES		18 750000					
11 Oct 00	VARIAGENICS INC COM STK ISIN#	US9221961009	1 200 000	19 649 34	- 29,536 80	- 9 887 46	0 00	- 9 887 46
	OTHER CHARGES		16 375000					
13 Oct 00	VARIAGENICS INC COM STK ISIN#	US9221961009						
	OTHER CHARGES		66					

Investment Transaction Detail

Trade date Security description Settle date Asset ID Trade Status Broker/Commission Shares/PAR Transaction amount Cost Market Translation Total

Realized gain/loss

Sales

Equities

11 Oct 00	US9221961009	Settled		1 600 000	22,639 24	- 39 382 40	- 16 743 16	0 00	- 16,743 16		
16 Oct 00	US9221961009	Settled		14 150000							
17 Oct 00	US9221961009	Settled		1 500 000	22 199 26	- 36 921 00	- 14,721 74	0 00	- 14 721 74		
12 Oct 00	VARIAGENICS INC COM STK ISIN#	Settled		14 800000							
14 Nov 00	US9221961009	Settled		400 000	7 249 75	9 845 60	- 2 595 85	0 00	- 2 595 85		
8 Nov 00	VARIAGENICS INC COM STK ISIN#	Settled		18 125000							
14 Nov 00	US9221961009	Settled		18 125000							
24 Mar 00	VENTRO CORP COM	Settled		- 2 400 000	264 291 19	- 475,704 97	- 211 413 78	0 00	- 211 413 78		
8 Apr 00	MERRILL LYNCH PIERCE FENNER & SMITH	Settled		110 125000							
28 Mar 00	VENTRO CORP COM	Settled		3,200 000	282 874 73	- 637,630 72	- 354,755 99	0 00	- 354,755 99		
5 Apr 00	MERRILL LYNCH PIERCE FENNER & SMITH	Settled		88 401300							
4 May 00	VERSIGN INC COM	Settled		6 700 000	824 161 63	- 948 959 31	- 124 797 68	0 00	- 124 797 68		
9 May 00	MERRILL LYNCH PIERCE FENNER & SMITH	Settled		123 013300							
28 Jul 00	VERSIGN INC COM	Settled		- 3 800 000	622,298 41	628 603 98	- 6,305 57	0 00	- 6,305 57		
2 Aug 00	MORGAN STANLEY & CO INC	Settled		163 768200							
21 Sep 00	VERSIGN INC COM	Settled		- 900 000	172 681 74	151 603 11	21,078 63	0 00	21 078 63		
28 Sep 00	VERSIGN INC COM	Settled		191 875000							
25 Sep 00	VERSIGN INC COM	Settled		- 3 300 000	648,634 62	- 555,878 07	92,756 55	0 00	92 756 55		
28 Sep 00	DAIN RAUSCHER	Settled		196 562500							
28 Sep 00	OTHER CHARGES	Settled		21 63							

THE WINTROP ROCKFELLER FOUNDATION

990-PF

12/31/2000

71-0285871

Generated by The Northern Trust Company from periodic data on 26 Jan 01

The Northern Trust Company

Portfolio Statement

JAN 00 03:11 DEC 00

Investment Transaction Detail

Account number 7605345
 Account Name WROCKFELLER-ESSEX

Trade date Security description Asset ID Trade Status Broker/Commission Shares/PAR Price Transaction amount Cost Market Transaction Realized gain/loss Total

Sales

Equities

29 Sep 00	VERISIGN INC COM	CUSIP 92343E102	- 600 000	123 203 07	- 101 068 74	22,134 33	22,134 33	0 00				
4 Oct 00	CHASE H&Q											
Settled	OTHER CHARGES		205 345300									
17 Oct 00	VERISIGN INC COM	CUSIP 92343E102	- 3 900 000	621 811 65	- 645,146 19	- 23 334 54	- 23,334 54	0 00				
Settled	J P MORGAN SECURITIES INC											
Settled	OTHER CHARGES		159 444200									
7 Mar 00	VERITAS SOFTWARE CORP	CUSIP 923436109	4 725 000	772 216 44	- 85 418 75	686 797 69	686,797 69	0 00				
Settled	GOLDMAN SACHS & COMPANY											
Settled	OTHER CHARGES		163 437500									
15 Jun 00	VERITAS SOFTWARE CORP	CUSIP 923436109	1 100 000	142 582 74	- 116 379 78	26 202 96	26,202 96	0 00				
Settled	DONALDSON LUFKIN & JENRETTE SECURITIES CORP											
Settled	OTHER CHARGES		129 625000									
27 Jul 00	VERITAS SOFTWARE CORP	CUSIP 923436109	10 700 000	1 025 879 66	- 1,089 978 52	64 098 88	- 64,098 88	0 00				
Settled	FIRST UNION CAPITAL MARKETS CLEARANCE											
Settled	OTHER CHARGES		95 879800									
21 Sep 00	VERITAS SOFTWARE CORP	CUSIP 923436109	1 800 000	243,965 84	198 008 12	47 857 72	47,857 72	0 00				
Settled	MERRILL LYNCH PIERCE FENNER & SMITH											
Settled	OTHER CHARGES		135 541100									
25 Sep 00	VERITAS SOFTWARE CORP	CUSIP 923436109	4 600 000	643 403 55	500,909 84	142 493 91	142,493 91	0 00				
Settled	FIRST UNION CAPITAL MARKETS CLEARANCE											
Settled	OTHER CHARGES		139 875000									
29 Sep 00	VERITAS SOFTWARE CORP	CUSIP 923436109	800 000	115 796 14	- 87,114 72	28 681 42	28,681 42	0 00				
Settled	FIRST UNION CAPITAL MARKETS CLEARANCE											
Settled	OTHER CHARGES		144 750000									
20 Oct 00	VERITAS SOFTWARE CORP	CUSIP 923436109	- 2 100 000	338 593 13	- 228 676 14	109 916 99	109,916 99	0 00				
Settled	J P MORGAN SECURITIES INC											
Settled	OTHER CHARGES		161 240200									

The Northern Trust Company

THE WINTHROP ROCKFELLER FOUNDATION
 990-PF
 12/31/2000
 71-0285871

Generated by The Northern Trust Company from periodic data on 26 Jan 01

Investment Transaction Detail

Account Number: 2605345
 Account Name: WROCKFELLER-ESSEX

Trade date Security description Asset ID Broker/Commission Shares/PAR Price Transaction amount Cost Market Translation Total
 Trade date Trade Status

Sales


Equities

8 Nov 00	Settled	VERITAS SOFTWARE CORP	CUSIP 923436109	OTHER CHARGES	8 03	141 697500	- 1 700 000	240,877 72	185 118 78	55 758 94	0 00	55,758 94
14 Nov 00	Settled	FIRST UNION CAPITAL MARKETS CLEARANCE										
10 Nov 00	Settled	VERITAS SOFTWARE CORP	CUSIP 923436109	OTHER CHARGES	4 80	130 779900	- 1 100 000	143 853 09	- 119 782 74	24,070 35	0 00	24 070 35
15 Nov 00	Settled	J P MORGAN SECURITIES INC	CUSIP 923436109	OTHER CHARGES	2 67	114 335200	700 000	80 031 97	- 76,225 38	3,806 59	0 00	3 806 59
13 Nov 00	Settled	VERITAS SOFTWARE CORP	CUSIP 923436109	OTHER CHARGES	0 52	33 126000	5 900 000	195 436 88	- 549,664 65	- 354,227 77	0 00	- 354,227 77
22 May 00	Settled	VIGNETTE CORP COM	CUSIP 926734104	CHASE H&Q								
25 May 00	Settled	VIGNETTE CORP COM	CUSIP 926734104	OTHER CHARGES	3 00	27 207700	2 000 000	55 045 36	70 309 66	15,264 30	0 00	- 15,264 30
30 May 00	Settled	CHASE H&Q										
24 May 00	Settled	VIGNETTE CORP COM	CUSIP 926734104	OTHER CHARGES	4 18	28 465000	- 4 400 000	125 241 82	59 685 69	65,556 13	0 00	65,556 13
28 May 00	Settled	VIGNETTE CORP COM	CUSIP 926734104	OTHER CHARGES	1 84	27 523600	2 000 000	55 045 36	70 309 66	15,264 30	0 00	- 15,264 30
30 May 00	Settled	CHASE H&Q										
24 May 00	Settled	VIGNETTE CORP COM	CUSIP 926734104	OTHER CHARGES	1 59	28 056400	- 1 700 000	47 694 28	- 23,060 38	24 833 91	0 00	24 833 91
31 May 00	Settled	VIGNETTE CORP COM	CUSIP 926734104	OTHER CHARGES	4 18	28 465000	- 4 400 000	125 241 82	59 685 69	65,556 13	0 00	65,556 13
5 Jun 00	Settled	VIGNETTE CORP COM	CUSIP 926734104	OTHER CHARGES	1 59	28 056400	- 1 700 000	47 694 28	- 23,060 38	24 833 91	0 00	24 833 91
8 Jun 00	Settled	MERRILL LYNCH PIERCE FENNER & SMITH										

THE WINTHROP ROCKFELLER FOUNDATION
 990-PF
 12/31/2000
 71-0285871

The Northern Trust Company

Investment Transaction Detail



Trade date Security description Shares/PAR Price Transaction amount Cost Market Translation Total
 Trade date Asset ID Broker/Commission Realized gain/loss

Sales

Equities

29 Aug 00	VIGNETTE CORP COM	CUSIP 926734104	24 800 000	882 327 30	- 944 198 00	- 61 870 70	0 00	- 61 870 70
1 Sep 00	CUSIP 926734104	FIRST UNION CAPITAL MARKETS CLEARANCE	35 579900					
		OTHER CHARGES	29 42					
30 Aug 00	VIGNETTE CORP COM	CUSIP 926734104	4 300 000	146 830 64	- 163 711 75	- 16 881 11	0 00	- 16 881 11
5 Sep 00	CUSIP 926734104	FIRST UNION CAPITAL MARKETS CLEARANCE	34 147800					
		OTHER CHARGES	4 90					
31 Aug 00	VIGNETTE CORP COM	CUSIP 926734104	2 200 000	78 797 41	83 759 50	- 4 962 09	0 00	4 962 09
8 Sep 00	CUSIP 926734104	FIRST UNION CAPITAL MARKETS CLEARANCE	35 818200					
		OTHER CHARGES	2 63					
8 Nov 00	VIGNETTE CORP COM	CUSIP 926734104	10 200 000	301 957 87	333 181 98	- 31 224 11	0 00	- 31 224 11
13 Nov 00	MORGAN STANLEY & CO INC	CUSIP 926734104	29 604700					
		OTHER CHARGES	10 07					
8 Nov 00	VIGNETTE CORP COM	CUSIP 926734104	5 300 000	138 562 13	- 173,123 87	- 36 561 84	0 00	- 36,561 84
14 Nov 00	PIPER JAFFRAY INC	CUSIP 926734104	25 767300					
		OTHER CHARGES	4 58					
10 Nov 00	VIGNETTE CORP COM	CUSIP 926734104	5 300 000	127,194 17	173 123 87	- 45 929 80	0 00	- 45,929 80
15 Nov 00	PIPER JAFFRAY INC	CUSIP 926734104	23 999700					
		OTHER CHARGES	4 24					
13 Nov 00	VIGNETTE CORP COM	CUSIP 926734104	2 400 000	51 844 51	- 78,395 76	- 26 551 25	0 00	- 26,551 25
18 Nov 00	PIPER JAFFRAY INC	CUSIP 926734104	21 602600					
		OTHER CHARGES	1 73					
25 Sep 00	VISX INC DEL COM	CUSIP 828445105	- 12 000 000	335 268 80	336 970 80	- 1 702 00	0 00	- 1 702 00
28 Sep 00	CUSIP 828445105	BEAR STEARNS SECURITIES CORP / 720 00	28 000000					
		OTHER CHARGES	11 20					
28 Sep 00	VISX INC DEL COM	CUSIP 928445105	2 200 000	59 541 01	61 335 72	- 1 794 71	0 00	- 1,794 71
4 Oct 00	CUSIP 928445105	BEAR STEARNS SECURITIES CORP / 132 00	27 125000					
		OTHER CHARGES	1 99					

THE WINthrop ROCKFELLER FOUNDATION
 990-PF
 12/31/2000
 71-0285871

The Northern Trust Company

Generated by The Northern Trust Company from periodic data on 26 Jan 01

Investment Transaction Detail

Account number: 605345 Account Name: WROCKEFELLER-ESSEX

Trade date Security description Trade date Trade Status Broker/Commission

Settle date Asset ID Shares/PAR Transaction amount Cost Market Transaction Total

Realized gain/loss

Sales


Equities

5 Oct 00	VISX INC DEL COM CUSIP 928445105	5 800 000	143,970 33	- 158,594 04	- 14,623 71	0 00	- 14,623 71
11 Oct 00	GOLDMAN SACHS & COMPANY / 290 00 OTHER CHARGES 4 81	24 873300					
9 Oct 00	VISX INC DEL COM CUSIP 928445105	2 700 000	60 391 58	- 73 828 28	- 13 436 68	0 00	- 13 436 68
12 Oct 00	GOLDMAN SACHS & COMPANY / 135 00 OTHER CHARGES 2 02	22 418000					
10 Oct 00	VISX INC DEL COM CUSIP 928445105	6 100 000	140 755 84	- 160 315 76	- 19,559 92	0 00	- 19 559 92
13 Oct 00	GOLDMAN SACHS & COMPANY / 305 00 OTHER CHARGES 4 71	23 125500					
7 Mar 00	VOICESTREAM WIRELESS CORP COM CUSIP 928615103	- 3 300 000	425 837 27	- 126 761 58	299 075 69	0 00	299,075 69
10 Mar 00	J P MORGAN SECURITIES INC OTHER CHARGES 14 20	129 045900					
8 Mar 00	VOICESTREAM WIRELESS CORP COM CUSIP 928615103	500 000	62 744 05	- 19 206 30	43 537 75	0 00	43,537 75
13 Mar 00	J P MORGAN SECURITIES INC OTHER CHARGES 2 10	125 492300					
28 Jul 00	VYVO INC COM STRK CUSIP 918458100	2 300 000	62 514 67	- 76 800 04	14 285 37	0 00	- 14 285 37
2 Aug 00	MONTGOMERY SECURITIES OTHER CHARGES 2 09	27 181200					
28 Sep 00	VYVO INC COM STRK CUSIP 918458100	- 22 000 000	672 196 39	- 541 737 39	130 459 00	0 00	130,459 00
3 Oct 00	DAIN RAUSCHER OTHER CHARGES 22 41	30 555400					
26 Dec 00	VYVO INC COM STRK CUSIP 918458100	7 100 000	42 022 78	- 156 642 03	- 114 619 25	0 00	- 114 619 25
26 Dec 00	MONTGOMERY SECURITIES OTHER CHARGES 1 41	5 918900					
21 Dec 00	VYVO INC COM STRK CUSIP 918458100	- 12 400 000	70 272 17	265 700 74	- 195,428 57	0 00	- 195 428 57
27 Dec 00	MONTGOMERY SECURITIES OTHER CHARGES 2 35	5 667300					

The Northern Trust Company

THE WINTHROP ROCKEFELLER FOUNDATION
990-PF
12/31/2000
71-0285871

Generated by The Northern Trust Company from periodic data on 26 Jan 01



Investment Transaction Detail

Trade date Security description Share / PAIR Transaction amount Cost Market Translation Realized gain/loss

Trade date Asset ID Broker/Commission Total

Sales

Equities

29 Mar 00	WEB STR INC COM ISIN US9473361031	- 200 000	1,824 93	- 2 337 14	- 512 21	0 00	- 512 21
3 Apr 00	CUSIP 947336103						
Settled	KNIGHT SECURITIES L P	9 125000					
	OTHER CHARGES						
30 Mar 00	WEB STR INC COM ISIN US9473361031	300 000	2 549 91	- 3,505 71	- 955 80	0 00	- 955 80
4 Apr 00	CUSIP 947336103						
Settled	KNIGHT SECURITIES L P	8 500000					
	OTHER CHARGES						
31 Mar 00	WEB STR INC COM ISIN US9473361031	100 000	837 47	- 1,168 57	- 331 10	0 00	- 331 10
5 Apr 00	CUSIP 947336103						
Settled	KNIGHT SECURITIES L P	8 375000					
	OTHER CHARGES						
3 Apr 00	WEB STR INC COM ISIN US9473361031	- 600 000	5 111 10	7,011 42	- 1 900 32	0 00	- 1 900 32
6 Apr 00	CUSIP 947336103						
Settled	KNIGHT SECURITIES L P	8 518800					
	OTHER CHARGES						
4 Apr 00	WEB STR INC COM ISIN US9473361031	600 000	5 249 82	- 7,011 42	- 1,761 60	0 00	- 1,761 60
7 Apr 00	CUSIP 947336103						
Settled	KNIGHT SECURITIES L P	8 750000					
	OTHER CHARGES						
6 Apr 00	WEB STR INC COM ISIN US9473361031	500 000	3 951 11	- 5 842 85	- 1,891 74	0 00	- 1,891 74
11 Apr 00	CUSIP 947336103						
Settled	KNIGHT SECURITIES L P	7 902500					
	OTHER CHARGES						
7 Apr 00	WEB STR INC COM ISIN US9473361031	- 1 000 000	7 749 74	- 11 685 70	- 3 935 98	0 00	- 3 935 98
12 Apr 00	CUSIP 947336103						
Settled	KNIGHT SECURITIES L P	7 750000					
	OTHER CHARGES						
10 Apr 00	WEB STR INC COM ISIN US9473361031	- 100 000	790 60	- 1 168 57	- 377 97	0 00	- 377 97
13 Apr 00	CUSIP 947336103						
Settled	KNIGHT SECURITIES L P	7 906300					
	OTHER CHARGES						
11 Apr 00	WEB STR INC COM ISIN US9473361031	200 000	1 449 95	2 337 14	- 887 19	0 00	- 887 19
14 Apr 00	CUSIP 947336103						
Settled	KNIGHT SECURITIES L P	7 250000					
	OTHER CHARGES						

The Northern Trust Company

THE WINTHROP ROCKEFELLER BANK
 990-PF
 12/31/2000
 71-0285871

Investment Transaction Detail

Trade date Security description Ass't ID Broker/Commission Shares/PAR Price Transaction amount Cost Market Translation Realized gain/loss Total

Sales

12 Apr 00	WEB STR INC COM ISIN US9473361031			- 200 000	1 449 95	- 2 148 38	- 698 43	0 00	- 698 43		
17 Apr 00	KNIGHT SECURITIES L.P.	05		7 250 000							
14 Apr 00	WEB STR INC COM ISIN US9473361031			800 000	3 849 87	- 8 593 52	- 4 743 65	0 00	- 4 743 65		
19 Apr 00	CUSIP 947336103										
Settled	KNIGHT SECURITIES L.P.	13		4 812 500							
17 Apr 00	WEB STR INC COM ISIN US9473361031			2 400 000	9 830 55	- 25 780 58	- 15 950 01	0 00	- 15 950 01		
20 Apr 00	CUSIP 947336103										
Settled	PACIFIC CREST SECURITIES	33		4 096 200							
18 Apr 00	WEB STR INC COM ISIN US9473361031			- 1 900 000	7 741 86	20 243 77	- 12 501 91	0 00	- 12,501 91		
24 Apr 00	CUSIP 947336103										
Settled	PACIFIC CREST SECURITIES	26		4 074 800							
2 May 00	WEBMETHODS INC COM			4 900 000	550 257 53	- 1,198 434 79	- 648 177 26	0 00	- 648 177 26		
5 May 00	CUSIP 94768C108										
Settled	MORGAN STANLEY & CO INC	18 35		112 301 200							
18 Apr 00	ZOLL MED CORP COM			- 7 500 000	419,048 53	- 329,050 00	89 998 53	0 00	89 998 53		
24 Apr 00	CUSIP 989922109										
Settled	SMITH BARNY INC	13 97		55 875 000							
28 Jun 00	ZOLL MED CORP COM			2 900 000	139 950 49	146 785 53	- 6 835 04	0 00	- 6 835 04		
29 Jun 00	CUSIP 989922109										
Settled	ADAMS HARKNESS & HILL INC	4 67		48 260 400							
27 Jun 00	ZOLL MED CORP COM			- 6 300 000	313,096 41	312,329 57	766 84	0 00	766 84		
30 Jun 00	CUSIP 989922109										
Settled	ADAMS HARKNESS & HILL INC	10 44		49 699 500							
28 Jun 00	ZOLL MED CORP COM			5 400 000	275 292 54	- 244 965 09	30,326 55	0 00	30,326 55		
3 Jul 00	CUSIP 989922109										
Settled	ADAMS HARKNESS & HILL INC	9 18		50 981 800							
	OTHER CHARGES										

The Northern Trust Company

THE WINTHROP ROCKEFELLER FOUNDATION
 990-PF
 12/31/2000
 71-0285871

Portfolio Statement

JAN 00 - 31-DEC 00

Account number: 7605345
Account Name: WROCKEFELLER-ESSEX

Investment Transaction Detail

Trade date Security description Settle date Asset ID Broker/Commission Shares/PAR Price Transaction amount Cost Market Translation Total

Trade date Security description Settle date Asset ID Broker/Commission Shares/PAR Price Transaction amount Cost Market Translation Total

Realized gain/loss

Sales

Equities

Total United States - USD	146,875,578.49	-140,315,410.04	6,560,168.45	6,560,168.45	0.00	6,560,168.45
Total common stock	150,807,830.93	-143,422,581.40	7,385,249.53	7,385,249.53	0.00	7,385,249.53
Total equities	150,807,830.93	-143,422,581.40	7,385,249.53	7,385,249.53	0.00	7,385,249.53
Total sales	-2,217,525.00	150,807,830.93	-143,422,581.40	7,385,249.53	0.00	7,385,249.53

THE WINTHROP ROCKEFELLER FOUNDATION
990-PF
12/31/2000
71-0285871

The Northern Trust Company

Generated by The Northern Trust Company from periodic data on 26 Jan 01

SCHEDULE G - SALES AND REDEMPTIONS
FOR PERIOD 01/01/00 THRU 11/30/00

ACCOUNT NO 72-0061-03-5

PAGE 24

WINTHROP ROCKEFELLER FOUNDATION
ESSEX INVESTMENT MANAGEMENT, INC
FIRST COMMERCIAL TRUST COMPANY, N A
CUSTODIAN

DATE	DESCRIPTION	BROKER	COMMISSION	PROCEEDS	COST	REALIZED GAIN/LOSS
02/04/00	CHINA COM CORP CL A SOLD 5400 SHS 02/01/00	00		428,414 15	498,069 85-	69,655 70-
	TO GOLDMAN, SACHS & CO 79 3386					
	LEATHER SYSTEMS INC					
01/12/00	SOLD 3100 SHS 01/07/00 COM	155 00		269,536 01	272,324 46-	2,788 45-
	TO INSTINCT					
	87					
01/27/00	SOLD 3000 SHS 01/24/00 TO MERRILL LYNCH, PIERCE, FENNER & 114 808	00		344,412 51	252,764 56-	91,647 95
	AGILE SOFTWARE CORP DEL COM					
01/07/00	SOLD 2000 SHS 01/04/00 TO COUNTY SECURITIES CORP USA 213	00		425,985 80	237,121 45-	188,864 35
	158 7097					
01/19/00	SOLD 2100 SHS 01/13/00 TO MORGAN STANLEY & CO, INC.	00		333,279 26	405,507 69-	72,228 43-
	AIRGATE PCS INC					
01/11/00	SOLD 3600 SHS 01/06/00 TO DONALDSON LURKIN & JENNETTE SEC 51 375	00		184,943 83	181,566 42-	3,377 41
	02/23/00					
	SOLD 5200 SHS 02/17/00 TO DONALDSON LURKIN & JENNETTE SEC 78 75	00		409,486 35	187,349 22-	222,137 13

THE WINTHROP ROCKEFELLER FOUNDATION
990-PF
12/31/2000
71-0285871

SCHEDULE G - SALES AND REDEMPTIONS
FOR PERIOD 01/01/00 THRU 11/30/00

ACCOUNT NO 72-0061-03-5

WINTHROP ROCKEFELLER FOUNDATION
ESSEX INVESTMENT MANAGEMENT, INC
FIRST COMMERCIAL TRUST COMPANY, N A
CUSTODIAN

DATE	DESCRIPTION	BROKER	PROCEEDS	COST	REALIZED GAIN/LOSS
02/29/00	SOLD 2700 SHS 02/24/00 TO DONALDSON LUPKIN & JENKETTE SEC * 74 375	00	200,805 80	70,688 96-	130,116 84
	ATLAIRE CORP		795,235 98	439,604 60-	355,631 38
02/23/00	SOLD 3700 SHS 02/17/00 TO DAIN RAUSCHER INC * 124 2858	00	459,842 13	198,512 56-	261,329 57
	ARIBA INC		528,769 54	177,957 68-	350,811 86
01/14/00	SOLD 2700 SHS 01/11/00 TO FIRST BOSTON CORP * 195 8471	00	617,624 53	172,903 00-	444,721 53
01/27/00	SOLD 4300 SHS 01/24/00 ART TECHNOLOGY GROUP INC * 143 6384	00	67,062 91	20,105 00-	46,957 91
01/28/00	SOLD 500 SHS 01/25/00 TO LEMCO SEC AGENT/HAMBRECHT & QU * 134 1303	00	684,687 44	193,008 00-	491,679 44
	BISYS GROUP INC		769,080 61	632,225 00-	136,855 61
01/14/00	SOLD 12100 SHS 01/11/00 TO JONES & ASSOCIATES * 63 5625	00	372,693 44	238,863 82-	133,829 62
02/22/00	SOLD 3100 SHS 02/16/00 TO BEAR STEARNS SECURITIES CORP COM BBA SYS INC * 120 2277	00			

THE WINTHROP ROCKEFELLER FOUNDATION
990-PF
12/31/2000
71-0285871

SCHEDULE G - SALES AND REDEMPTIONS
FOR PERIOD 01/01/00 THRU 11/30/00

ACCOUNT NO 72-0061-03-5

WINTHROP ROCKEFELLER FOUNDATION
ESSEX INVESTMENT MANAGEMENT, INC
FIRST COMMERCIAL TRUST COMPANY, N A
CUSTODIAN

DATE	DESCRIPTION	BROKER	PROCEEDS	COST	REALIZED GAIN/LOSS
01/14/00	BROADCOM CORPORATION SOLD 2200 SHS 01/11/00 TO MORGAN STANLEY & CO, INC ● 288 9965		635,771 10	276,568 16-	359,202 94
01/27/00	BROADCOM COMMUNICATIONS SYS I SOLD 1600 SHS 01/24/00 TO COWEN & CO ● 175 5542		280,877 35	211,785 60-	69,091 75
01/14/00	SOLD 2500 SHS 01/11/00 TO LEWCO SEC AGENT/HAMBRECHT & QU ● 283 2077		707,995 64	134,045 12-	573,950 52
01/18/00	SOLD 100 SHS 01/12/00 TO LEWCO SEC AGENT/HAMBRECHT & QU ● 126 9808		12,697 65	8,275 83-	4,421 82
01/19/00	SOLD 100 SHS 01/13/00 TO LEWCO SEC AGENT/HAMBRECHT & QU ● 127 0902		12,708 59	8,275 83-	4,432 76
02/07/00	SOLD 4400 SHS 02/02/00 TO LEWCO SEC AGENT/HAMBRECHT & QU ● 120 1276		528,543 82	364,136 50-	164,407 32
01/27/00	CINEMA CORP SOLD 3700 SHS 01/24/00 TO BEAR STEARNS SECURITIES CORP ● 77 25		285,815 47	217,780 15-	68,035 32
02/22/00	SOLD 2600 SHS 02/16/00 TO DAIN RAUSCHER INC ● 99 4681		258,608 43	153,034 70-	105,573 73
			544,423 90	370,814 85-	173,609 05

THE WINTHROP ROCKEFELLER FOUNDATION
990-PF
12/31/2000
71-0285871

SCHEDULE G - SALES AND REDEMPTIONS
FOR PERIOD 01/01/00 THRU 11/30/00

ACCOUNT NO 72-0061-03-5

WINTHROP ROCKEFELLER FOUNDATION
ESSEX INVESTMENT MANAGEMENT, INC
FIRST COMMERCIAL TRUST COMPANY, N A
CUSTODIAN

DATE	DESCRIPTION	BROKER	PROCEEDS	COST	REALIZED GAIN/LOSS
02/11/00	COBAT NETWORKS INC COM SOLD 2400 SHS 02/08/00		242,568 31	333,819 72-	91,251 41-
02/14/00	TO GOLDMAN, SACHS & CO 101 0735 SOLD 300 SHS 02/09/00		28,669 53	41,524 02-	12,854 49-
02/15/00	TO GOLDMAN, SACHS & CO 95 5683 SOLD 1000 SHS 02/10/00		95,625 81	138,413 40-	42,787 59-
03/15/00	SOLD 1,800 SHS ON 2/29/00 95 629 TO GOLDMAN, SACHS & CO		195,164 07	243,605 96-	48,441 89-
01/14/00	COM PAR \$0 10 SOLD 2700 SHS 01/11/00 TO MORGAN STANLEY & CO, INC 140 125		378,324 88	193,184 00-	185,140 88
02/23/00	CONEXANT SYS INC SOLD 1700 SHS 02/17/00 TO PIPER, JAFFRAY & HOPWOOD, INC 122		207,393 08	149,271 39-	58,121 69
03/15/00	SOLD 6,900 SHS ON 2/29/00 122		640,555 32	605,866 23-	34,689 09
02/04/00	COVAD COMMUNICATIONS GROUP I SOLD 4800 SHS 02/01/00 TO FIRST HOSTON CORP 74 0544		847,948 40	755,137 62-	92,810 78
01/03/00	CL A SOLD 2000 SHS 12/29/99 TO PAINE WEBBER JACKSON & CURTIS 69 2344		138,464 18	90,086 40-	48,377 78

THE WINTHROP ROCKEFELLER FOUNDATION
990-PF
12/31/2000
71-0285871

SCHEDULE G - SALES AND REDEMPTIONS
FOR PERIOD 01/01/00 THRU 11/30/00

ACCOUNT NO 72-0061-03-5

PAGE 28

WINTHROP ROCKEFELLER FOUNDATION
ESSEX INVESTMENT MANAGEMENT, INC
FIRST COMMERCIAL TRUST COMPANY, N A
CUSTODIAN

DATE	DESCRIPTION	BROKER	PROCEEDS	COST	REALIZED GAIN/LOSS
02/22/00	SOLD 2900 SHS 02/16/00 TO BEAR STEARNS SECURITIES CORP ● 116 5938	00	338,110 74	247,512 96-	90,597 78
01/14/00	SOLD 1200 SHS 01/11/00 COM DIGITAL IS INC DEL TO COUNTY SECURITIES CORP USA ● 95.0714	00	114,081 87	127,205 28-	13,123 41-
01/18/00	SOLD 800 SHS 01/12/00 TO COUNTY SECURITIES CORP USA ● 90 4875	00	72,387 58	84,803 52-	12,415 94-
01/19/00	SOLD 1300 SHS 01/13/00 TO COUNTY SECURITIES CORP USA ● 79 925	00	103,899 03	137,805 72-	33,906 69-
01/20/00	SOLD 1600 SHS 01/14/00 TO COUNTY SECURITIES CORP USA ● 80 3698	00	128,587 39	167,881 33-	39,293 94-
01/21/00	SOLD 1300 SHS 01/18/00 TO COUNTY SECURITIES CORP USA ● 79 7652	00	103,691 30	134,600 83-	30,909 53-
01/24/00	SOLD 500 SHS 01/19/00 TO COUNTY SECURITIES CORP USA ● 83 912	00	41,954 60	51,769 55-	9,814 95-
02/04/00	SOLD 2400 SHS 02/01/00 TO LEHMAN BROTHERS INC ● 83 4391	00	200,247 16	248,493 84-	48,246 68-
02/07/00	SOLD 4900 SHS 02/02/00 TO LEHMAN BROTHERS INC ● 84 575	00	414,403 68	507,341 59-	92,937 91-
02/23/00	SOLD 3900 SHS 02/17/00 TO LEHMAN BROTHERS INC ● 111 5	00	434,835 50	441,626 24-	6,790 74-
-----					287,439 79-
-----					1,901,527 90-
-----					1,614,088 11

THE WINTHROP ROCKEFELLER FOUNDATION
990-PF
12/31/2000
71-0285871

SCHEDULE G - SALES AND REDEMPTIONS
FOR PERIOD 01/01/00 THRU 11/30/00

ACCOUNT NO 72-0061-03-5

PAGE 29

WINTHROP ROCKEFELLER FOUNDATION
ESSEX INVESTMENT MANAGEMENT, INC
FIRST COMMERCIAL TRUST COMPANY, N A
CUSTODIAN

DATE	DESCRIPTION	BROKER	COMMISSION	PROCEEDS	COST	REALIZED GAIN/LOSS
03/14/00	SOLD 1400 SHS ON 2/26/00 COM DIVERSA CORP		00	129,355 40	95,329 36-	34,026 04
01/14/00	SOLD 2300 SHS 01/11/00 COM DOUBLECICK INC		00	282,603 07	159,993 75-	122,609 32
02/07/00	SOLD 4300 SHS 02/02/00 TO MERRILL LYNCH, PIERCE, FENNER & © 122 875		00	451,182 24	299,118 75-	152,063 49
01/21/00	SOLD 3400 SHS 01/18/00 COM B-TEK DYNAMICS INC		00	733,785 31	459,112 50-	274,672 81
01/27/00	SOLD 900 SHS 01/24/00 TO SBC WARBURG INC © 194 1204		00	190,793 64	83,658 78-	107,134 86
01/03/00	SOLD 3700 SHS 12/29/99 TO BEAR STEARNS SECURITIES CORP ENGAGE TECHNOLOGIES INC © 51.4461		00	190,344 22	215,720 54-	25,376 32-
01/12/00	SOLD 1400 SHS 01/07/00 CL A TO SBC WARBURG INC ESPERD INC © 37 875		00	530,232 32	632,375 89-	102,143 57-

THE WINTHROP ROCKEFELLER FOUNDATION
990-PF
12/31/2000
71-0285871

SCHEDULE G - SALES AND REDEMPTIONS
FOR PERIOD 01/01/00 THRU 11/30/00

ACCOUNT NO 72-0061-03-5

WINTHROP ROCKEFELLER FOUNDATION
ESSEX INVESTMENT MANAGEMENT, INC
FIRST COMMERCIAL TRUST COMPANY, N A
CUSTODIAN

DATE	DESCRIPTION	BROKER COMMISSION	PROCEEDS	COST	REALIZED GAIN/LOSS
01/14/00	EXODUS COMMUNICATIONS INC SOLD 3900 SHS 01/11/00 TO MERRILL LYNCH, PIERCE, FENNER & ① 108 413	00	422,796 60	355,492 02-	67,304 58
02/04/00	EXTREME NETWORKS INC SOLD 3900 SHS 02/01/00 TO ROBERTSON, STEPHENS & COMPANY ① 83 2939	00	324,835 38	348,075 00-	23,239.62-
02/08/00	SOLD 2300 SHS 02/03/00 TO ROBERTSON, STEPHENS & COMPANY ① 80 7145	00	185,637 16	205,255 35-	19,618 19-
01/12/00	SOLD 2000 SHS 01/07/00 TO MERRILL LYNCH, PIERCE, FENNER & ① 91 125	00	182,243 92	203,632 68-	21,388 76-
01/27/00	SOLD 1900 SHS 01/24/00 TO HERZOG, HEINE, GEDULD ① 82 6012	00	156,937 04	174,313 47-	17,376 43-
01/28/00	SOLD 900 SHS 01/25/00 TO HERZOG, HEINE, GEDULD ① 76 6563	00	68,988 37	78,268 14-	9,279 77-
01/31/00	SOLD 300 SHS 01/26/00 TO HERZOG, HEINE, GEDULD ① 71 5592	00	21,467 04	26,089 38-	4,622 34-
02/01/00	SOLD 100 SHS 01/27/00 TO HERZOG, HEINE, GEDULD ① 70 7386	00	7,013 62	8,696 46-	1,622 84-
02/02/00	SOLD 100 SHS 01/28/00 TO HERZOG, HEINE, GEDULD ① 66 1333	00	6,613 10	8,696 46-	2,083 36-
			510,472 54	553,330 35-	42,857 81-

THE WINTHROP ROCKEFELLER FOUNDATION
990-PF
12/31/2000
71-0285871

SCHEDULE G - SALES AND REDEMPTIONS
FOR PERIOD 01/01/00 THRU 11/30/00

ACCOUNT NO 72-0061-03-5

PAGE 31

WINTHROP ROCKEFELLER FOUNDATION
ESSEX INVESTMENT MANAGEMENT, INC
FIRST COMMERCIAL TRUST COMPANY, N A
CUSTODIAN

DATE	DESCRIPTION	BROKER	PROCEEDS	COST	REALIZED GAIN/LOSS
02/03/00	SOLD 300 SHS 01/31/00 TO HERZOG, HEINE, GEDULD @ 59 6563	00	17,896 29	26,089 38-	8,193 09-
02/04/00	SOLD 200 SHS 02/01/00 TO HERZOG, HEINE, GEDULD @ 60 7716	00	12,153 91	17,392 92-	5,239 01-
02/07/00	SOLD 400 SHS 02/02/00 TO HERZOG, HEINE, GEDULD @ 60,2655	00	24,105 39	34,785 84-	10,680 45-
02/08/00	SOLD 100 SHS 02/03/00 TO HERZOG, HEINE, GEDULD @ 64 3846	00	6,438 24	8,696 46-	2,258 22-
02/22/00	POUNDRY NETWORKS SOLD 8100 SHS 02/16/00 TO COUNTY SECURITIES CORP USA @ 128 2925	00	1,039,134 61	1,016,920 56-	22,214 05
01/19/00	COM SOLD 2300 SHS 01/13/00 TO MORGAN STANLEY & CO , INC @ 203 5787	00	468,215 40	637,475 82-	169,260 42-
01/07/00	COM SOLD 21600 SHS 01/04/00 TO LEMCO SEC AGENT/HAMBRECHT & QU @ 24 4721	00	528,579 74	274,174 48-	254,405 26
02/04/00	COM SOLD 9100 SHS 02/01/00 TO J P MORGAN SECURITIES INC @ 46 545	00	423,545 38	610,643 25-	187,097 87-

THE WINTHROP ROCKEFELLER FOUNDATION
990-PF
12/31/2000
71-0285871

SCHEDULE G - SALES AND REDEMPTIONS
FOR PERIOD 01/01/00 THRU 11/30/00

ACCOUNT NO 72-0061-03-5

WINTROP ROCKEFELLER FOUNDATION
ESSEX INVESTMENT MANAGEMENT, INC
FIRST COMMERCIAL TRUST COMPANY, N A
CUSTODIAN

DATE	DESCRIPTION	BROKER	PROCEEDS	COST	REALIZED GAIN/LOSS
02/14/00	GLOBAL TELESYSTEMS, INC COM SOLD 25500 SHS 02/09/00 TO BROWN BROTHERS HARRIMAN @ 23 925 GOTO COM INC COM	1,530 00	608,537 16	525,085 59-	83,451 57
02/23/00	SOLD 12500 SHS 02/17/00 TO LEMCO SEC AGENT/HAMBRECHT & QU COM	00	990,946 96	1,065,409 24-	74,462 28-
02/24/00	SOLD 1700 SHS 02/18/00 TO LEMCO SEC AGENT/HAMBRECHT & QU @ 79.2784	00	130,045 66	120,693 71-	9,351 95
02/29/00	HEALTHCARE/WEBMD CORP SOLD 6100 SHS 02/24/00 TO LEHMAN BROTHERS INC @ 62 1735 ITXC CORP	00	379,245 70	292,619 44-	86,626 26
01/27/00	SOLD 400 SHS 01/24/00 TO HERZOG, HEINE, GEDULD @ 90 6603	00	36,262 91	14,182 76-	22,080 15
01/28/00	SOLD 100 SHS 01/25/00 TO HERZOG, HEINE, GEDULD @ 87 25	00	8,724 70	3,545 69-	5,179 01
01/31/00	SOLD 100 SHS 01/26/00 TO HERZOG, HEINE, GEDULD @ 85 6875	00	8,568 46	3,545 69-	5,022 77
02/08/00	SOLD 1400 SHS 02/03/00 TO OPPENHEIMER & CO, INC @ 105 3083	00	147,426 70	49,639 66-	97,787 04
02/09/00	SOLD 1400 SHS 02/04/00 TO OPPENHEIMER & CO, INC @ 107 2333	00	150,121 61	49,639 66-	100,481 95
					230,550 92
					351,104 38

THE WINTROP ROCKEFELLER FOUNDATION
990-PF
12/31/2000
71-0285871

SCHEDULE G - SALES AND REDEMPTIONS
FOR PERIOD 01/01/00 THRU 11/30/00

ACCOUNT NO 72-0061-03-5

WINTHROP ROCKEFELLER FOUNDATION
ESSEX INVESTMENT MANAGEMENT, INC
FIRST COMMERCIAL TRUST COMPANY, N A
CUSTODIAN

DATE	DESCRIPTION	BROKER	PROCEEDS	COST	REALIZED GAIN/LOSS
02/11/00	INAMED CORP SOLD 3000 SHS 02/08/00 COM TO LEWCO SRC AGENT/HAMBRCT & QU @ 40 75		122,245 92	132,939 90-	10,693 98-
01/12/00	INFONET SVCS CORP SOLD 28700 SHS 01/07/00 CL B TO MERRILL LYNCH, PIRCE, FENNER & @ 21 3772		611,783 18	769,266 19-	157,483 01-
02/23/00	INKTOMI CORP SOLD 2200 SHS 02/17/00 COM TO COUNTY SECURITIES CORP USA @ 118 7767		261,300 02	220,565 40-	40,734 62
01/14/00	INTERNET CAPITAL GROUP INC SOLD 2100 SHS 01/11/00 TO MERRILL LYNCH, PIRCE, FENNER & @ 152 8282		320,928 52	345,238 95-	24,310 43-
02/23/00	SOLD 3400 SHS 02/17/00 TO CHARLES SCHWAB & CO @ 117 925		400,931 63	552,699 60-	151,767 97-
02/24/00	SOLD 5000 SHS 02/18/00 TO CHARLES SCHWAB & CO @ 115 8596		579,278 69	743,996 40-	164,717 71-
01/27/00	I2 TECHNOLOGIES INC SOLD 300 SHS 01/24/00 COM TO FIRST BOSTON CORP @ 238		71,297 62	56,850 00-	14,547 62

			1,301,138 84	1,641,934 95-	340,796 11-

THE WINTHROP ROCKEFELLER FOUNDATION
990-PF
12/31/2000
71-0285871

SCHEDULE G - SALES AND REDEMPTIONS
FOR PERIOD 01/01/00 THRU 11/30/00

ACCOUNT NO 72-0061-03-5

WINTHROP ROCKEFELLER FOUNDATION
ESSEX INVESTMENT MANAGEMENT, INC
FIRST COMMERCIAL TRUST COMPANY, N A
CUSTODIAN

DATE	DESCRIPTION	BROKER	PROCEEDS	COST	REALIZED GAIN/LOSS
02/23/00	JAZZTEL P L C ADR SOLD 3900 SHS 02/17/00 TO MERRILL LYNCH, PIERCE, FENNER & JUNIPER NETWORKS INC COM 89 1027	00	347,488 94	209,051 70-	138,437 24
01/11/00	SOLD 300 SHS 01/06/00 TO MORGAN STANLEY & CO, INC COM 325	00	97,496 75	46,663 17-	50,833 58
01/27/00	SOLD 900 SHS 01/24/00 TO GOLDMAN, SACHS & CO COM 141 6875	00	127,514 49	46,663 17-	80,851 32
01/14/00	SOLD 400 SHS 01/11/00 TO GOLDMAN, SACHS & CO COM KANA COMMUNICATIONS INC	00	87,874 83	22,187 08-	66,687 75
01/18/00	SOLD 200 SHS 01/12/00 TO GOLDMAN, SACHS & CO COM 219 6944	00	38,525 99	10,593 54-	27,932 45
01/19/00	SOLD 1100 SHS 01/13/00 TO GOLDMAN, SACHS & CO COM 192 6364	00	203,566 47	58,264 47-	145,302 00
02/23/00	SOLD 1900 SHS 02/17/00 TO LEMCO SEC AGENT/HAMBRECHT & QU COM 185 0666	00	514,707 28	447,656 14-	67,051 14
02/11/00	LAM RESEARCH CORP SOLD 3100 SHS 02/08/00 TO MORGAN STANLEY & CO, INC COM 138 125	00	428,173 22	314,388 67-	113,784 55

					306,973 34
					844,674 57
					537,701 23-

					131,684 90
					225,011 24
					93,326 34-

THE WINTHROP ROCKEFELLER FOUNDATION
990-PF
12/31/2000
71-0285871

SCHEDULE G - SALES AND REDEMPTIONS
FOR PERIOD 01/01/00 THRU 11/30/00

ACCOUNT NO 72-0061-03-5

PAGE 35

WINTHROP ROCKEFELLER FOUNDATION
ESSEX INVESTMENT MANAGEMENT, INC
FIRST COMMERCIAL TRUST COMPANY, N A
CUSTODIAN

DATE	DESCRIPTION	BROKER	COMMISSION	PROCEEDS	COST	REALIZED GAIN/LOSS
------	-------------	--------	------------	----------	------	--------------------

01/11/00	LIBRARIATE TECHNOLOGIES SOLD 1750 SHS 01/06/00 TO FIRST BOSTON CORP * 189 4412 MEDIUM INC COM		00	331,514 54	118,591 90-	212,922 64
02/23/00	SOLD 1800 SHS 02/17/00 TO LEHMAN BROTHERS INC * 188 5		00	339,288 69	268,231 17-	71,057 52
02/08/00	SOLD 1100 SHS 02/03/00 CL A NBC INTERNET INC		00	92,839 65	110,673 75-	17,834 10-
02/09/00	SOLD 2700 SHS 02/04/00 TO ROBERTSON, STEPHENS & COMPANY * 84 4025		00	202,058 83	265,624 49-	63,565 66-
02/10/00	SOLD 1000 SHS 02/07/00 TO ROBERTSON, STEPHENS & COMPANY * 74.8391		00	73,251 35	93,126 77-	19,875 42-
02/11/00	SOLD 4300 SHS 02/08/00 TO ROBERTSON, STEPHENS & COMPANY * 73 2538		00	313,078 15	390,384 84-	77,306 69-
02/14/00	SOLD 1500 SHS 02/09/00 TO ROBERTSON, STEPHENS & COMPANY * 72 8113		00	106,252 25	122,302 43-	16,050 18-
01/11/00	NETPHONE INC SOLD 4300 SHS 01/06/00 TO DONALDSON LUFKIN & JENNETTE SEC * 55 0574		00	236,738 92	283,289 16-	46,550 24-
01/12/00	SOLD 3300 SHS 01/07/00 TO DONALDSON LUFKIN & JENNETTE SEC * 52 2552		00	172,436 41	162,995 04-	9,441 37

				787,480 23	982,112 28-	194,632 05-

THE WINTHROP ROCKEFELLER FOUNDATION
990-PF
12/31/2000
71-0285871

SCHEDULE G - SALES AND REDEMPTIONS
FOR PERIOD 01/01/00 THRU 11/30/00

ACCOUNT NO 72-0061-03-5

WINTHROP ROCKEFELLER FOUNDATION
ESSEX INVESTMENT MANAGEMENT, INC
FIRST COMMERCIAL TRUST COMPANY, N A
CUSTODIAN

DATE	DESCRIPTION	BROKER	PROCEEDS	COST	REALIZED GAIN/LOSS
01/14/00	SOLD 4200 SHS 01/11/00 TO DONALDSON LUFKIN & JENNETTE SEC	00	235,591 56	82,710 66-	152,880 90
01/27/00	SOLD 2000 SHS 01/24/00 TO LEMCO SEC AGENT/HAMBRECHT & QU	00	98,993 90	38,197 13-	60,796 77
01/31/00	SOLD 800 SHS 01/26/00 TO LEMCO SEC AGENT/HAMBRECHT & QU	00	35,068 91	15,228 56-	19,840 35
02/01/00	SOLD 600 SHS 01/27/00 TO LEMCO SEC AGENT/HAMBRECHT & QU	00	26,884 08	11,421 42-	15,462 66
02/02/00	SOLD 200 SHS 01/28/00 TO LEMCO SEC AGENT/HAMBRECHT & QU	00	8,604 09	3,807 14-	4,796 95
02/03/00	SOLD 200 SHS 01/31/00 TO LEMCO SEC AGENT/HAMBRECHT & QU	00	8,474 51	3,807 14-	4,667 37
02/04/00	SOLD 100 SHS 02/01/00 TO LEMCO SEC AGENT/HAMBRECHT & QU	00	4,649 84	1,903 57-	2,746 27
01/19/00	SOLD 800 SHS 01/13/00 NRTOPIA INC	00	827,442 22	603,359 82-	224,082 40
01/20/00	SOLD 6600 SHS 01/14/00 TO SBC WARBURG INC	00	358,184 58	315,933 68-	42,250 90
01/21/00	SOLD 5100 SHS 01/18/00 TO SBC WARBURG INC	00	281,258 17	228,559 70-	52,698 47

THE WINTHROP ROCKEFELLER FOUNDATION
990-PF
1/23/1/2000
71-0285871

ACCOUNT NO 72-0061-03-5

WINTHROP ROCKEFELLER FOUNDATION
ESSEX INVESTMENT MANAGEMENT, INC
FIRST COMMERCIAL TRUST COMPANY, N A
CUSTODIAN

DATE	DESCRIPTION	BROKER	PROCEEDS	COST	REALIZED GAIN/LOSS
01/24/00	SOLD 900 SHS 01/19/00 TO SBC WARBURG INC	00	54,335 68	38,748 24-	15,587 44
	① 60 375				
02/29/00	SOLD 2000 SHS 02/24/00 COM TO DONALDSON LUKIN & JENNETTE SEC	00	360,410 38	51,500 00-	308,910 38
	① 180 2112				
	COM PE BHSYS GR PR CORP				
01/14/00	SOLD 2300 SHS 01/11/00 TO MAGNA SEC CORP	138 00	322,138 75	101,756 46-	220,382 29
	① 140 125				
02/16/00	SOLD 3200 SHS 02/11/00 TO MAGNA SEC CORP	192 00	507,391 08	141,574 21-	365,816 87
	① 158 625				
02/22/00	SOLD 1700 SHS 02/16/00 TO BEAR STEARNS SECURITIES CORP	102 00	265,089 16	75,211 30-	189,877 86
	① 156				
	PMC-SIERRA INC				
01/14/00	SOLD 2300 SHS 01/11/00 COM TO SALOMON SMITH BARNBY	00	359,101 38	298,027 48-	61,273 90
	① 156 2232				
02/23/00	SOLD 2900 SHS 02/17/00 TO GOLDMAN,SACHS & CO	00	471,209 64	136,200 09-	335,009 55
	① 162 4915				
	830,511 02			434,227 57-	396,283 45

THE WINTHROP ROCKEFELLER FOUNDATION
990-PF
12/31/2000
71-0285871

SCHEDULE G - SALES AND REDEMPTIONS
FOR PERIOD 01/01/00 THRU 11/30/00

ACCOUNT NO 72-0061-03-5

PAGE 38

WINTHROP ROCKEFELLER FOUNDATION
ESSEX INVESTMENT MANAGEMENT, INC
FIRST COMMERCIAL TRUST COMPANY, N A
CUSTODIAN

DATE	DESCRIPTION	BROKER	PROCEEDS	COST	REALIZED GAIN/LOSS
01/14/00	PHONE COM INC COM SOLD 1900 SHS 01/11/00 TO FIRST BOSTON CORP * 117 1932		222,659 65	37,717 60-	184,942 05
01/27/00	QLT PHOTOGRAPHICS INC SOLD 4100 SHS 01/24/00 TO SBC WARBURG INC * 80 8251		331,371 86	236,598 70-	94,773 16
01/12/00	COM SOLD 1600 SHS 01/07/00 TO DONALDSON LUFKIN & JENNETTE SEC * 148 2638		237,214 17	215,846 88-	21,367 29
01/14/00	SOLD 1400 SHS 01/11/00 TO COWEN & CO * 162 1069		226,942 09	188,866 02-	38,076 07
02/22/00	SOLD 2800 SHS 02/16/00 TO MORGAN STANLEY & CO , INC * 101 8277		285,108 05	183,531 13-	101,576 92
02/11/00	QUANTUM EFFECT DEVICES INC SOLD 3200 SHS 02/08/00 TO MORGAN STANLEY & CO , INC * 74 1822		237,375 12	162,377 28-	74,997 84
01/27/00	COM SOLD 1700 SHS 01/24/00 TO FURMANBILZ, MAGENHEITZ & BIRNEY S1 CORP * 200 1752		340,286 49	171,765 43-	162,521 06
02/04/00	COM SOLD 3300 SHS 02/01/00 TO LEHMAN BROTHERS INC * 91 6612		302,471 87	236,330 41-	66,141 46

			749,264 31	588,244 03-	161,020 28

THE WINTHROP ROCKEFELLER FOUNDATION
990-PF
12/31/2000
71-0285871

SCHEDULE G - SALES AND REDEMPTIONS
FOR PERIOD 01/01/00 THRU 11/30/00

ACCOUNT NO 72-0061-03-5

WINTHROP ROCKEFELLER FOUNDATION
ESSEX INVESTMENT MANAGEMENT, INC
FIRST COMMERCIAL TRUST COMPANY, N A
CUSTODIAN

PAGE 39

DATE	DESCRIPTION	BROKER	COMMISSION	PROCEEDS	COST	REALIZED GAIN/LOSS
02/08/00	SOLD 5200 SHS 02/03/00 TO PIPER, JAFFRAY & HOPWOOD, INC * 101 5371		00	527,975 32	342,031 36-	185,943 96
02/29/00	SOLD 900 SHS 02/24/00 TO SALOMON SMITH BARNEY * 173 75 SIEBEL SYS INC COM		00	156,369 78	55,779 66-	100,590 12
01/12/00	SOLD 2200 SHS 01/07/00 TO LEHMAN BROTHERS INC * 77 9375		00	171,456 78	64,439 32-	107,017 46
01/14/00	SOLD 5800 SHS 01/11/00 TO FIRST UNION CAPITAL MARKETS * 80 8964		00	469,103 48	169,885 48-	299,298 00
01/11/00	SOLD 6400 SHS 01/06/00 ADR SPONSORED TERRA NETWORKS S A TO LEHMAN BROTHERS INC. * 52 0763		00	333,277 21	190,231 68-	143,045 53
02/23/00	SOLD 1900 SHS 02/17/00 TO SALOMON SMITH BARNEY * 132 3732		00	251,500 69	56,475 03-	195,025 66
02/04/00	SOLD 3860 SHS 02/01/00 CL A TRITON PCS HLDS INC TO SALOMON SMITH BARNEY * 42 4276		00	163,765 08	152,250 30-	11,514 78

830,447 19						
578,361 77-						

252,085 42						

THE WINTHROP ROCKEFELLER FOUNDATION
990-PF
12/31/2000
71-0285871

SCHEDULE G - SALES AND REDEMPTIONS
FOR PERIOD 01/01/00 THRU 11/30/00

ACCOUNT NO 72-0061-03-5

WINTHROP ROCKEFELLER FOUNDATION
ESSEX INVESTMENT MANAGEMENT, INC
FIRST COMMERCIAL TRUST COMPANY, N A
CUSTODIAN

DATE	DESCRIPTION	BROKER	PROCEEDS	COST	REALIZED GAIN/LOSS
02/07/00	SOLD 11740 SHS 02/02/00 TO SALOMON SMITH BARNNEY @ 42 4609	00	498,474 35	429,637 71-	68,836 64
01/27/00	SOLD 9900 SHS 01/24/00 COM TULARIK INC TO LEBMAN BROTHERS INC @ 53 4653	.00	529,288 82	199,748 33-	329,540 49
01/12/00	SOLD 2500 SHS 01/07/00 COM ARRISIGN INC TO MORGAN STANLEY & CO , INC @ 166 0282	00	415,056 66	25,284 27-	389,772 39
02/23/00	SOLD 1400 SHS 02/17/00 TO MORGAN STANLEY & CO , INC @ 223 25	00	312,539 58	13,210 10-	299,329 28
01/14/00	SOLD 4300 SHS 01/11/00 COM VERTAS SOFTWARE CO TO MORGAN STANLEY & CO , INC @ 138 0625	00	593,648 96	67,735 02-	525,913 94
01/14/00	SOLD 2000 SHS 01/11/00 COM VIGNETTE CORP TO MERRILL LYNCH, PIERCE, FENNER & @ 200 2039	00	400,394 45	81,389 57-	319,004 88
01/19/00	SOLD 1300 SHS 01/13/00 TO MORGAN STANLEY & CO , INC @ 177 9211	00	231,289 72	52,903 22-	178,386 50
			631,684 17	134,292 79-	497,391 38

THE WINTHROP ROCKEFELLER FOUNDATION
990-PF
12/31/2000
71-0285871

SCHEDULE G - SALES AND REDEMPTIONS
FOR PERIOD 01/01/00 THRU 11/30/00

ACCOUNT NO. 72-0061-03-5

WINTHROP ROCKEFELLER FOUNDATION
ESSEX INVESTMENT MANAGEMENT, INC
FIRST COMMERCIAL TRUST COMPANY, N A
CUSTODIAN

DATE	DESCRIPTION	BROKER	PROCEEDS	COST	REALIZED GAIN/LOSS
02/08/00	VOICESTREAM WIRELESS CORP SOLD 1700 SHS 02/03/00 TO COUNTY SECURITIES CORP USA ● 127 2847	00	216,376 77	217,983 86-	1,607 09-
02/23/00	SOLD 1900 SHS 02/17/00 TO J P MORGAN SECURITIES INC ● 151 625	00	288,077 89	90,946 58-	197,131 31
01/03/00	ZALE CORP NEW SOLD 7100 SHS 12/23/99 TO PUNK, ZIEGEL EKNOELL/IPO TRACKI ● 46 8249	426 00	332,019 70	351,876 00-	19,856 30-

	TOTAL EQUITY		38,755,455 31	28,437,220 06-	10,318,235 25
	CASH EQUIVALENTS		20,791,175 27	20,791,175 27-	00
	TRUST MONEY MARKET DEPOSIT FUND		20,791,175 27	20,791,175 27-	00
	SALES (27) 01/01/00 TO 11/30/00	00	20,791,175 27	20,791,175 27-	00
	TOTAL CASH EQUIVALENTS		20,791,175 27	20,791,175 27-	00
	-----		59,546,630 58	49,228,395 33-	10,318,235 25
	TOTAL SALES AND REDEMPTIONS				

THE WINTHROP ROCKEFELLER FOUNDATION
990-PF
12/31/2000
71-0285871

SCHEDULE G - SALES AND REDEMPTIONS
FOR PERIOD 01/01/00 THRU 11/30/00

ACCOUNT NO 72-0061-05-0

WINTHROP ROCKEFELLER FOUNDATION
BRINSON PARTNERS, INC INTERNATIONAL
EQUITY FUND
FIRST COMMERCIAL TRUST COMPANY, N A
CUSTODIAN

DATE	DESCRIPTION	BROKER	COMMISSION	PROCEEDS	COST	REALIZED GAIN/LOSS
------	-------------	--------	------------	----------	------	-----------------------

EQUITY
BRINSON NON US EQUITY RELATIONSHIP
FUND
02/28/00 SOLD 1,282,147 299 SHARES
T/D 02/22 @ \$11 787

00		15,113,183	07	12,148,602	08-	2,964,580

	TOTAL EQUITY	15,113,183	07	12,148,602	08-	2,964,580

CASH EQUIVALENTS
TRUST MONEY MARKET DEPOSIT FUND
11/30/00 SALES (2) 01/01/00 TO 11/30/00

00		12,146	02	12,146	02-	00

	TOTAL CASH EQUIVALENTS	12,146	02	12,146	02-	00

TOTAL SALES AND REDEMPTIONS

		15,125,329	09	12,160,748	10-	2,964,580

	TOTAL SALES AND REDEMPTIONS	15,125,329	09	12,160,748	10-	2,964,580

THE WINTHROP ROCKEFELLER FOUNDATION
990-PF
12/31/2000
71-0285871

Portfolio Statement

JAN 00 - 31 DEC 00

Account Number WRF01
 Account Name WINTHROP ROCKEFELLER FDN

Realized Gain/Loss Detail - Tax Lots

Trade Date Security Description Settlement Date Acquisition Date Shares/Par Proceeds Cost Short Term Long Term Market Realized Gain/Loss Total Long Term

Security Deliveries

Equities

5 Apr 00	TOHO CO 7500	5 Apr 00	100.00	23 657.44	19 581.04	3 018.79	0.00	774.53	4 076.40	0.00
5 Apr 00	SEDOL 6895200									
1 Mar 00		1 Mar 00	- 100.00	23 657.44	19 581.04	3 018.79	0.00	774.53	4 076.40	0.00

5 Apr 00	TOHOKU ELEC POWER Y500	5 Apr 00	600.00	9 833.92	9 703.20	315.46	0.00	386.18	70.72	0.00
5 Apr 00	SEDOL 6895268									
1 Mar 00		1 Mar 00	800.00	9 633.92	9 763.20	315.46	0.00	386.18	70.72	0.00

5 Apr 00	TOKAI BANK Y50	5 Apr 00	3 000.00	18 225.69	13 934.41	3 740.10	0.00	551.18	4 291.28	0.00
5 Apr 00	SEDOL 6895341									
1 Mar 00		1 Mar 00	3 000.00	18 225.69	13 934.41	3 740.10	0.00	551.18	4 291.28	0.00

5 Apr 00	TOKIO MARINE & FIRE JP Y50	5 Apr 00	2 000.00	20 456.81	18 287.78	1 485.65	0.00	723.38	2 209.03	0.00
5 Apr 00	SEDOL 6894768									
1 Mar 00		1 Mar 00	2 000.00	20 456.81	18 287.78	1 485.65	0.00	723.38	2 209.03	0.00

5 Apr 00	TOKYO ELEC POWER JP Y500	5 Apr 00	- 2 100.00	46 898.51	16 379.74	1 315.79	0.00	1 834.56	518.77	0.00
5 Apr 00	SEDOL 6895404									
1 Mar 00		1 Mar 00	2 100.00	46 898.51	16 379.74	1 315.79	0.00	1 834.56	518.77	0.00

5 Apr 00	TOKYO GAS CO JP Y50	5 Apr 00	4 000.00	8 743.79	7 650.27	750.92	0.00	302.60	1 093.52	0.00
5 Apr 00	SEDOL 6895448									
1 Mar 00		1 Mar 00	4 000.00	8 743.79	7 650.27	750.92	0.00	302.60	1 093.52	0.00

5 Apr 00	TOKYU CORP Y50	5 Apr 00	2 000.00	8 970.90	5 446.26	3 309.21	0.00	215.43	3 524.64	0.00
5 Apr 00	SEDOL 6895548									
1 Mar 00		1 Mar 00	2 000.00	8 970.90	5 446.26	3 309.21	0.00	215.43	3 524.64	0.00

5 Apr 00	TOPPAN PRINTING CO Y50	5 Apr 00	1 000.00	10 835.11	10 015.23	332.22	0.00	397.36	769.58	0.00
5 Apr 00	SEDOL 6897024									
1 Mar 00		1 Mar 00	1 000.00	10 835.11	10 015.23	332.22	0.00	397.36	769.58	0.00

5 Apr 00	TORAY IND INC Y50	5 Apr 00	2 000.00	7 721.79	6 375.22	1 091.39	0.00	252.18	1 346.57	0.00
5 Apr 00	SEDOL 6897143									
1 Mar 00		1 Mar 00	2 000.00	7 721.79	6 375.22	1 091.39	0.00	252.18	1 346.57	0.00

5 Apr 00	TORAY IND INC Y50	5 Apr 00	2 000.00	7 721.79	6 375.22	1 091.39	0.00	252.18	1 346.57	0.00
5 Apr 00	SEDOL 6897143									
1 Mar 00		1 Mar 00	2 000.00	7 721.79	6 375.22	1 091.39	0.00	252.18	1 346.57	0.00

The Northern Trust Company

THE WINTHROP ROCKEFELLER FOUNDATION
 990-PF
 12/31/2000
 71-0285871

Generated by The Northern Trust Company from periodic data on 17 Jan 01

Portfolio Statement

JAN 00 - 31 DEC 00

Account Name: WINTHROP ROCKEFELLER FDN
 Account Number: WRF01

Realized Gain/Loss Detail - Tax Lots

Trade Date Security Description Shares/Pai Proceeds Co 1 Short Term Long Term Market Buy/Sell Profit/Loss Total
 Settle Date Acquisition Date Short Term Long Term

Security Deliveries

Equities

5 Apr 00	TOSHIBA CORP Y50	SEDOL 6897217	- 5 000 00	47 977 29	- 42 668 45	3 321 07	1 687 77	5 308 84	0 00
1 Mar 00			5 000 00	17 977 29	42 668 45	3 321 07	1 687 77	5 308 84	0 00
5 Apr 00	TOSOH CORP Y50	SEDOL 6900289	1 000 00	4 949 14	4 562 84	205 81	180 49	366 30	0 00
1 Mar 00			1 000 00	4 949 14	4 562 84	205 81	180 49	366 30	0 00
5 Apr 00	TOTO Y50	SEDOL 6897466	1 000 00	5 356 04	4 790 57	375 03	189 49	565 52	0 00
1 Mar 00			1 000 00	5 356 04	4 790 57	375 03	189 49	565 52	0 00
5 Apr 00	TOYOCO CO Y50	SEDOL 6900502	1 000 00	1 504 61	1 329 69	122 33	52 59	174 92	0 00
1 Mar 00			1 000 00	1 504 61	1 329 69	122 33	52 59	174 92	0 00
5 Apr 00	TOYOTA MOTOR CORP JPY50	SEDOL 6900643	6 000 00	315 684 88	240 436 94	60 737 40	9 510 54	75 247 94	0 00
1 Mar 00			6 000 00	315 684 88	240 436 94	60 737 40	9 510 54	75 247 94	0 00
5 Apr 00	TRANS COSMOS INC JPY50	SEDOL 6900955	100 00	23 657 44	48 178 46	26 426 73	1 905 71	24 521 02	0 00
1 Mar 00			100 00	23 657 44	48 178 46	26 426 73	1 905 71	24 521 02	0 00
5 Apr 00	UBE INDUSTRIES JPY50	SEDOL 6910705	1 000 00	2 356 78	1 117 19	841 46	57 64	699 09	0 00
1 Mar 00			1 000 00	2 356 78	1 117 19	841 46	57 64	699 09	0 00
5 Apr 00	UNI CHARM CORP JPY50	SEDOL 6911485	100 00	6 558 92	6 327 01	69 54	251 45	181 91	0 00
1 Mar 00			100 00	6 558 92	6 327 01	69 54	251 45	181 91	0 00
5 Apr 00	UNITIKA JPY50	SEDOL 6918301	- 1 000 00	775 96	619 31	132 16	24 49	156 65	0 00
1 Mar 00			1 000 00	775 96	619 31	132 16	24 49	156 65	0 00

THE WINTHROP ROCKEFELLER FOUNDATION

990-PF

12/31/2000

71-0286071

Generated by The Northern Trust Company from periodic data on 17 Jan 01

The Northern Trust Company

Portfolio Statement

1 JAN 00 - 31 DEC 00

Account Name WINTHROP ROCKEFELLER FDN
Account Number WRF01

Realized Gain/Loss Detail - Tax Lots

Trade Date Security Description Settlement Date Acquisition Date Shares/Par Proceeds Cost Short Term Long Term Market Realized Gain/Loss Total

Security Deliveries

Equities

Trade Date	Security Description	Settlement Date	Acquisition Date	Shares/Par	Proceeds	Cost	Short Term	Long Term	Market	Realized Gain/Loss	Total
5 Apr 00	YAMANOCHI PHARM JP50	5 Apr 00	5 Apr 00	1 000 00	37 345 64	45 932 67	0 533 71	1 819 26	11 352 97	0 00	11 352 97
5 Apr 00	YAMATO TRANSPORT Y.JO	5 Apr 00	5 Apr 00	1 000 00	27 300 60	26 593 78	445 02	1 051 93	706 91	0 00	706 91
1 Mar 00		1 Mar 00	1 Mar 00	1 000 00	27 300 60	26 593 78	445 02	1 051 93	706 91	0 00	706 91
5 Apr 00	77TH BANK JP 750	5 Apr 00	5 Apr 00	1 000 00	6 699 79	7 331 51	921 72	290 00	631 72	0 00	631 72
1 Mar 00		1 Mar 00	1 Mar 00	1 000 00	27 300 60	26 593 78	445 02	1 051 93	706 91	0 00	706 91
5 Apr 00	77TH BANK JP 750	5 Apr 00	5 Apr 00	1 000 00	6 699 79	7 331 51	921 72	290 00	631 72	0 00	631 72
1 Mar 00		1 Mar 00	1 Mar 00	1 000 00	27 300 60	26 593 78	445 02	1 051 93	706 91	0 00	706 91
5 Apr 00	ABN AMRO HLDGS NV NLG1 25	5 Apr 00	5 Apr 00	2 264 00	51 960 14	47 405 83	4 972 03	398 72	4 573 31	0 00	4 573 31
1 Mar 00		1 Mar 00	1 Mar 00	2 264 00	51 960 14	47 405 83	4 972 03	398 72	4 573 31	0 00	4 573 31
5 Apr 00	ALCON NV HLG0 50	5 Apr 00	5 Apr 00	1 031 00	87 402 82	72 028 01	13 880 60	605 79	15 274 81	0 00	15 274 81
1 Mar 00		1 Mar 00	1 Mar 00	1 031 00	87 302 82	72 028 01	15 860 60	605 79	15 274 81	0 00	15 274 81
5 Apr 00	AHOLDIKON NV EURL 25	5 Apr 00	5 Apr 00	597 00	56 992 76	33 768 38	3 124 29	159 91	3 224 38	0 00	3 224 38
1 Mar 00		1 Mar 00	1 Mar 00	597 00	56 992 76	33 768 38	3 124 29	159 91	3 224 38	0 00	3 224 38
5 Apr 00	AKZO NOBEL NV NLG5 (NL EXCH)	5 Apr 00	5 Apr 00	140 00	20 170 69	17 332 79	2 981 66	115 78	2 637 90	0 00	2 637 90
1 Mar 00		1 Mar 00	1 Mar 00	140 00	20 170 69	17 332 79	2 981 66	115 78	2 637 90	0 00	2 637 90
5 Apr 00	ASM LITHOGRAPHY HL NLG0 13	5 Apr 00	5 Apr 00	214 00	27 646 21	24 694 57	1 615 44	0 00	5 048 36	0 00	5 048 36
1 Mar 00		1 Mar 00	1 Mar 00	214 00	27 646 21	24 694 57	1 615 44	0 00	5 048 36	0 00	5 048 36
5 Apr 00	SEDOL 5460784	5 Apr 00	5 Apr 00	0 00	0 00	0 00	0 00	0 00	0 00	0 00	0 00
1 Mar 00		1 Mar 00	1 Mar 00	0 00	0 00	0 00	0 00	0 00	0 00	0 00	0 00
5 Apr 00	SEDOL 5460784	5 Apr 00	5 Apr 00	0 00	0 00	0 00	0 00	0 00	0 00	0 00	0 00
1 Mar 00		1 Mar 00	1 Mar 00	0 00	0 00	0 00	0 00	0 00	0 00	0 00	0 00
5 Apr 00	SEDOL 5252602	5 Apr 00	5 Apr 00	0 00	0 00	0 00	0 00	0 00	0 00	0 00	0 00
1 Mar 00		1 Mar 00	1 Mar 00	0 00	0 00	0 00	0 00	0 00	0 00	0 00	0 00
5 Apr 00	SEDOL 5252602	5 Apr 00	5 Apr 00	0 00	0 00	0 00	0 00	0 00	0 00	0 00	0 00
1 Mar 00		1 Mar 00	1 Mar 00	0 00	0 00	0 00	0 00	0 00	0 00	0 00	0 00
5 Apr 00	SEDOL 5462304	5 Apr 00	5 Apr 00	0 00	0 00	0 00	0 00	0 00	0 00	0 00	0 00
1 Mar 00		1 Mar 00	1 Mar 00	0 00	0 00	0 00	0 00	0 00	0 00	0 00	0 00
5 Apr 00	SEDOL 5462304	5 Apr 00	5 Apr 00	0 00	0 00	0 00	0 00	0 00	0 00	0 00	0 00
1 Mar 00		1 Mar 00	1 Mar 00	0 00	0 00	0 00	0 00	0 00	0 00	0 00	0 00
5 Apr 00	SEDOL 5250759	5 Apr 00	5 Apr 00	0 00	0 00	0 00	0 00	0 00	0 00	0 00	0 00
1 Mar 00		1 Mar 00	1 Mar 00	0 00	0 00	0 00	0 00	0 00	0 00	0 00	0 00
5 Apr 00	SEDOL 5250759	5 Apr 00	5 Apr 00	0 00	0 00	0 00	0 00	0 00	0 00	0 00	0 00
1 Mar 00		1 Mar 00	1 Mar 00	0 00	0 00	0 00	0 00	0 00	0 00	0 00	0 00
5 Apr 00	SEDOL 5460784	5 Apr 00	5 Apr 00	0 00	0 00	0 00	0 00	0 00	0 00	0 00	0 00
1 Mar 00		1 Mar 00	1 Mar 00	0 00	0 00	0 00	0 00	0 00	0 00	0 00	0 00
5 Apr 00	SEDOL 5460784	5 Apr 00	5 Apr 00	0 00	0 00	0 00	0 00	0 00	0 00	0 00	0 00
1 Mar 00		1 Mar 00	1 Mar 00	0 00	0 00	0 00	0 00	0 00	0 00	0 00	0 00
5 Apr 00	SEDOL 5460784	5 Apr 00	5 Apr 00	0 00	0 00	0 00	0 00	0 00	0 00	0 00	0 00
1 Mar 00		1 Mar 00	1 Mar 00	0 00	0 00	0 00	0 00	0 00	0 00	0 00	0 00
5 Apr 00	SEDOL 5460784	5 Apr 00	5 Apr 00	0 00	0 00	0 00	0 00	0 00	0 00	0 00	0 00
1 Mar 00		1 Mar 00	1 Mar 00	0 00	0 00	0 00	0 00	0 00	0 00	0 00	0 00
5 Apr 00	SEDOL 5460784	5 Apr 00	5 Apr 00	0 00	0 00	0 00	0 00	0 00	0 00	0 00	0 00
1 Mar 00		1 Mar 00	1 Mar 00	0 00	0 00	0 00	0 00	0 00	0 00	0 00	0 00
5 Apr 00	SEDOL 5460784	5 Apr 00	5 Apr 00	0 00	0 00	0 00	0 00	0 00	0 00	0 00	0 00
1 Mar 00		1 Mar 00	1 Mar 00	0 00	0 00	0 00	0 00	0 00	0 00	0 00	0 00
5 Apr 00	SEDOL 5460784	5 Apr 00	5 Apr 00	0 00	0 00	0 00	0 00	0 00	0 00	0 00	0 00
1 Mar 00		1 Mar 00	1 Mar 00	0 00	0 00	0 00	0 00	0 00	0 00	0 00	0 00
5 Apr 00	SEDOL 5460784	5 Apr 00	5 Apr 00	0 00	0 00	0 00	0 00	0 00	0 00	0 00	0 00
1 Mar 00		1 Mar 00	1 Mar 00	0 00	0 00	0 00	0 00	0 00	0 00	0 00	0 00
5 Apr 00	SEDOL 5460784	5 Apr 00	5 Apr 00	0 00	0 00	0 00	0 00	0 00	0 00	0 00	0 00
1 Mar 00		1 Mar 00	1 Mar 00	0 00	0 00	0 00	0 00	0 00	0 00	0 00	0 00
5 Apr 00	SEDOL 5460784	5 Apr 00	5 Apr 00	0 00	0 00	0 00	0 00	0 00	0 00	0 00	0 00
1 Mar 00		1 Mar 00	1 Mar 00	0 00	0 00	0 00	0 00	0 00	0 00	0 00	0 00
5 Apr 00	SEDOL 5460784	5 Apr 00	5 Apr 00	0 00	0 00	0 00	0 00	0 00	0 00	0 00	0 00
1 Mar 00		1 Mar 00	1 Mar 00	0 00	0 00	0 00	0 00	0 00	0 00	0 00	0 00
5 Apr 00	SEDOL 5460784	5 Apr 00	5 Apr 00	0 00	0 00	0 00	0 00	0 00	0 00	0 00	0 00
1 Mar 00		1 Mar 00	1 Mar 00	0 00	0 00	0 00	0 00	0 00	0 00	0 00	0 00
5 Apr 00	SEDOL 5460784	5 Apr 00	5 Apr 00	0 00	0 00	0 00	0 00	0 00	0 00	0 00	0 00
1 Mar 00		1 Mar 00	1 Mar 00	0 00	0 00	0 00	0 00	0 00	0 00	0 00	0 00
5 Apr 00	SEDOL 5460784	5 Apr 00	5 Apr 00	0 00	0 00	0 00	0 00	0 00	0 00	0 00	0 00
1 Mar 00		1 Mar 00	1 Mar 00	0 00	0 00	0 00	0 00	0 00	0 00	0 00	0 00
5 Apr 00	SEDOL 5460784	5 Apr 00	5 Apr 00	0 00	0 00	0 00	0 00	0 00	0 00	0 00	0 00
1 Mar 00		1 Mar 00	1 Mar 00	0 00	0 00	0 00	0 00	0 00	0 00	0 00	0 00
5 Apr 00	SEDOL 5460784	5 Apr 00	5 Apr 00	0 00	0 00	0 00	0 00	0 00	0 00	0 00	0 00
1 Mar 00		1 Mar 00	1 Mar 00	0 00	0 00	0 00	0 00	0 00	0 00	0 00	0 00
5 Apr 00	SEDOL 5460784	5 Apr 00	5 Apr 00	0 00	0 00	0 00	0 00	0 00	0 00	0 00	0 00
1 Mar 00		1 Mar 00	1 Mar 00	0 00	0 00	0 00	0 00	0 00	0 00	0 00	0 00
5 Apr 00	SEDOL 5460784	5 Apr 00	5 Apr 00	0 00	0 00	0 00	0 00	0 00	0 00	0 00	0 00
1 Mar 00		1 Mar 00	1 Mar 00	0 00	0 00	0 00	0 00	0 00	0 00	0 00	0 00
5 Apr 00	SEDOL 5460784	5 Apr 00	5 Apr 00	0 00	0 00	0 00	0 00	0 00	0 00	0 00	0 00
1 Mar 00		1 Mar 00	1 Mar 00	0 00	0 00	0 00	0 00	0 00	0 00	0 00	0 00
5 Apr 00	SEDOL 5460784	5 Apr 00	5 Apr 00	0 00	0 00	0 00	0 00	0 00	0 00	0 00	0 00
1 Mar 00		1 Mar 00	1 Mar 00	0 00	0 00	0 00	0 00	0 00	0 00	0 00	0 00
5 Apr 00	SEDOL 5460784	5 Apr 00	5 Apr 00	0 00	0 00	0 00	0 00	0 00	0 00	0 00	0 00
1 Mar 00		1 Mar 00	1 Mar 00	0 00	0 00	0 00	0 00	0 00	0 00	0 00	0 00
5 Apr 00	SEDOL 5460784	5 Apr 00	5 Apr 00	0 00	0 00	0 00	0 00	0 00	0 00	0 00	0 00
1 Mar 00		1 Mar 00	1 Mar 00	0 00	0 00	0 00	0 00	0 00	0 00	0 00	0 00
5 Apr 00	SEDOL 5460784	5 Apr 00	5 Apr 00	0 00	0 00	0 00	0 00	0 00	0 00	0 00	0 00
1 Mar 00		1 Mar 00	1 Mar 00	0 00	0 00	0 00	0 00	0 00	0 00	0 00	0 00
5 Apr 00	SEDOL 5460784	5 Apr 00	5 Apr 00	0 00	0 00	0 00	0 00	0 00	0 00	0 00	0 00
1 Mar 00		1 Mar 00	1 Mar 00	0 00	0 00	0 00	0 00	0 00	0 00	0 00	0 00
5 Apr 00	SEDOL 5460784	5 Apr 00	5 Apr 00	0 00	0 00	0 00	0 00	0 00	0 00	0 00	0 00
1 Mar 00		1 Mar 00	1 Mar 00	0 00	0 00	0 00	0 00	0 00	0 00	0 00	0 00
5 Apr 00	SEDOL 5460784	5 Apr 00	5 Apr 00	0 00	0 00	0 00	0 00	0 00	0 00	0 00	0 00
1 Mar 00		1 Mar 00	1 Mar 00	0 00	0 00	0 00	0 00	0 00	0 00	0 00	0 00
5 Apr 00	SEDOL 5460784	5 Apr 00	5 Apr 00	0 00	0 00	0 00	0 00	0 00	0 00	0 00	0 00
1 Mar 00		1 Mar 00	1 Mar 00	0 00	0 00	0 00	0 00	0 00	0 00	0 00	0 00
5 Apr 00	SEDOL 5460784	5 Apr 00	5 Apr 00	0 00	0 0						

Portfolio Statement

JAN 00 - 31 DEC 00

Account number WRF01
Account Name WINTHROP ROCKEFELLER FDN

Realized Gain/Loss Detail - Tax Lots

Trade Date Security Description
Settle Date Acquisition Date
Shares/Pai Proceeds
Corr
Short Term Long Term
Market
Realized gain/loss
Total
Short Term Long Term

Security Deliveries

Equities

5 Apr 00	BAAN CO NV NLG0 06	SEDOL 5380202	336 00	1 700 05	1 871 13	155 64	0 00	15 74	171 38
1 Mar 00			336 00	1 700 05	1 871 13	155 64	0 00	15 74	171 38
5 Apr 00	BURMANN NV NLG2 50(POST CONS)	SEDOL 5516751	149 00	3 840 27	3 692 17	24 81	0 00	22 73	57 60
1 Mar 00			149 00	3 840 27	3 898 17	24 81	0 00	32 79	57 60
5 Apr 00	ELSEVIER NV EURO 06	SEDOL 4148910	1 031 00	10 915 31	11 067 48	59 08	0 00	93 09	152 17
1 Mar 00			1 031 00	10 915 31	11 057 48	59 08	0 00	93 09	152 17
5 Apr 00	GETRONICS NV NLG0 25	SEDOL 5022009	- 174 00	12 233 99	14 939 35	2 579 71	0 00	125 65	2 705 36
1 Mar 00			174 00	12 233 99	14 930 35	2 579 71	0 00	125 65	2 705 36
5 Apr 00	HAGEMeyer EUR1 2	SEDOL 5209073	163 00	3 372 04	2 824 12	571 98	0 00	23 76	547 92
1 Mar 00			163 00	3 372 04	3 071 17	571 98	0 00	23 76	547 92
5 Apr 00	HEINKEHN NV NLG2	SEDOL 5458211	484 00	40 400 10	44 07 1	1 118 3	0 00	201 91	1 757 04
1 Mar 00			484 00	40 400 10	44 07 1	1 118 3	0 00	201 91	1 757 04
1 Mar 00			- 484 00	29 360 10	24 602 12	1 964 89	0 00	206 91	1 757 98
5 Apr 00	HOLLANDSCHE BETON NLG2	SEDOL 5227804	53 00	665 75	745 65	74 03	0 00	6 27	80 30
1 Mar 00			53 00	665 35	745 65	71 03	0 00	6 27	80 30
5 Apr 00	IHC CALAND NV NLG2	SEDOL 4441155	43 00	1 980 67	1 168 89	524 13	0 00	12 35	511 78
1 Mar 00			43 00	1 980 67	1 463 89	524 13	0 00	12 35	511 78
5 Apr 00	ING GROEP NV CVA EURO 48	SEDOL 5058877	1 491 00	86 129 27	76 636 46	10 137 37	0 00	644 56	9 492 81
1 Mar 00			1 491 00	86 129 27	76 636 46	10 137 37	0 00	644 56	9 492 81

THE WINTHROP ROCKEFELLER FOUNDATION
990-PF
12/31/2000
71 000

Generated by The Northern Trust Company from periodic data on 17 Jan 01

The Northern Trust Company

Portfolio Statement

1 JAN 00 - 31 DEC 00

Account Name WINTHROP ROCKEFELLER FDN
Account number WRF01

Realized Gain/Loss Detail - Tax Lots

Trade Date Security Description Shares/Pai Fictivel Cust Short Term Long Term Total

Security Deliveries

Equities

5 Apr 00 KLM EUR2 SEDOL 5786111 111.95 111.95 0.00 0.00

1 Mar 00 86.00 171.95 171.95 0.00 0.00

5 Apr 00 KON RPN NV NLG1 SEDOL 5490800 735.00 735.00 23 625.38 795.54 24 420.92

1 Mar 00 735.00 70 167.06 94 587.98 23 625.38 795.54 24 420.92

5 Apr 00 NEDLOYD GRP EUR1 SEDOL 4628879 36.00 764.68 825.63 54.00 6.95 60.95

1 Mar 00 36.00 764.68 825.63 54.00 6.95 60.95

5 Apr 00 OCE NV EUR0 5 SEDOL 5446751 130.00 1 749.88 1 615.99 147.48 13.59 133.89

1 Mar 00 130.00 1 749.88 1 615.99 147.48 13.59 133.89

5 Apr 00 PHILIPS ELEC(KON) EUR1 SEDOL 5671434 523.00 81 632.65 100 844.81 18 164.00 848.16 19 012.16

1 Mar 00 523.00 81 632.65 100 844.81 18 164.00 848.16 19 012.16

5 Apr 00 ROYAL DUTCH PETROL NLG1 25 SEDOL 5202704 3 307.00 133 053.03 173 610.52 20 902.66 1 460.15 19 442.51

1 Mar 00 3 307.00 133 053.03 173 610.52 20 902.66 1 460.15 19 442.51

5 Apr 00 STMICROELECTRONICS EUR3 (SICOVAM) SEDOL 5701386 450.00 7 171.84 90 826.90 17 821.16 763.90 18 655.06

1 Mar 00 450.00 7 171.84 90 826.90 17 821.16 763.90 18 655.06

5 Apr 00 STORK NV EUR5 SEDOL 4925701 48.00 648.40 622.11 31.52 5.23 26.29

1 Mar 00 48.00 648.40 622.11 31.52 5.23 26.29

5 Apr 00 STORK NV STK DIV 01/04/2000 SEDOL 510507W 48.00 48.00 0.00 0.00 0.00 0.00

1 Mar 00 48.00 48.00 0.00 0.00 0.00 0.00

5 Apr 00 STORK NV STK DIV 01/04/2000 SEDOL 510507W 48.00 48.00 0.00 0.00 0.00 0.00

1 Mar 00 48.00 48.00 0.00 0.00 0.00 0.00

THE WINTHROP ROCKEFELLER FOUNDATION
990-PF

12/31/2000
71-0285871

Generated by The Northern Trust Company from periodic data on 17 Jan 01

The Northern Trust Company

Portfolio Statement

1 JAN 00 - 31 DEC 00

Account number WRF01
Account Name WINTHROP ROCKEFELLER FDN

► Realized Gain/Loss Detail - Pay Lots

Trade Date	Security Description	Share/Pr	Price/B	Cost	Long Term	Mid Term	Short Term	Total
------------	----------------------	----------	---------	------	-----------	----------	------------	-------

Securities Delivered

Equities

5 Apr 00	CONTACT ENERGY NPV	SEDOL 6152529	1 000 00	1 350 27	1 350 39	00 01	00 00	10 99	19 12
1 Mar 00			1 000 00	1 350 27	- 1 389 39	60 01	00 00	40 89	19 12
5 Apr 00	FLETCHER CHALLENGE BUILDING SHARES NPV	SEDOL 6342955	600 00	702 14	675 96	6 00	00 00	20 18	26 18
1 Mar 00			600 00	702 14	675 96	6 00	00 00	20 18	26 18
5 Apr 00	FLETCHER CHALLENGE ENERGY SHARES NPV	SEDOL 8342944	600 00	1 620 32	1 256 59	285 06	00 00	38 71	323 77
1 Mar 00			600 00	1 620 32	1 256 55	285 06	00 00	38 71	323 77
5 Apr 00	FLETCHER CHALLENGE FORESTS DIVISION SHS NPV	SEDOL 6342278	1 000 00	340 07	281 50	45 01	00 00	8 58	53 57
1 Mar 00			1 000 00	340 07	286 50	45 01	00 00	8 56	53 57
5 Apr 00	FLETCHER CHALLENGE PAPER SHARES NPV	SEDOL 6342933	1 000 00	1 150 23	704 12	425 08	00 00	21 02	446 11
1 Mar 00			1 000 00	1 150 23	704 12	425 09	00 00	21 02	446 11
5 Apr 00	LION NATHAN LTD NPV	SEDOL 6518950	800 00	1 420 28	1 456 60	60 02	00 00	43 50	36 52
1 Mar 00			800 00	1 420 28	1 456 80	60 02	00 00	43 50	36 52
5 Apr 00	HAFSLUND ASA NOK1 SER B	SEDOL 5087561	100 00	226 98	334 12	7 74	00 00	4 40	34 14
1 Mar 00			100 00	226 98	334 12	7 74	00 00	4 40	34 14
5 Apr 00	DNB HOLDING ASA NOK10	SEDOL 4263304	1 200 00	1 47 04	1 171 7	07 19	00 00	56 98	150 51
1 Mar 00			1 200 00	1 475 03	4 344 52	207 49	00 00	56 98	150 51
5 Apr 00	HAFSLUND ASA NOK1 SER B	SEDOL 5087561	100 00	226 98	334 12	7 74	00 00	4 40	34 14
1 Mar 00			100 00	226 98	334 12	7 74	00 00	4 40	34 14
1 Mar 00			100 00				00 00		0 00
1 Mar 00			600 00	1 420 28	1 456 80	60 02	00 00	43 50	36 52
1 Mar 00			600 00	1 420 28	1 456 80	60 02	00 00	43 50	36 52
1 Mar 00			1 000 00	23 091 61	20 651 58	1 823 37	00 00	616 66	2 440 03
1 Mar 00			1 000 00	23 091 61	20 651 58	1 823 37	00 00	616 66	2 440 03

Norway

5 Apr 00	CONTACT ENERGY NPV	SEDOL 6152529	1 000 00	1 350 27	1 350 39	00 01	00 00	10 99	19 12
1 Mar 00			1 000 00	1 350 27	- 1 389 39	60 01	00 00	40 89	19 12
5 Apr 00	FLETCHER CHALLENGE BUILDING SHARES NPV	SEDOL 6342955	600 00	702 14	675 96	6 00	00 00	20 18	26 18
1 Mar 00			600 00	702 14	675 96	6 00	00 00	20 18	26 18
5 Apr 00	FLETCHER CHALLENGE ENERGY SHARES NPV	SEDOL 8342944	600 00	1 620 32	1 256 59	285 06	00 00	38 71	323 77
1 Mar 00			600 00	1 620 32	1 256 55	285 06	00 00	38 71	323 77
5 Apr 00	FLETCHER CHALLENGE FORESTS DIVISION SHS NPV	SEDOL 6342278	1 000 00	340 07	281 50	45 01	00 00	8 58	53 57
1 Mar 00			1 000 00	340 07	286 50	45 01	00 00	8 56	53 57
5 Apr 00	FLETCHER CHALLENGE PAPER SHARES NPV	SEDOL 6342933	1 000 00	1 150 23	704 12	425 08	00 00	21 02	446 11
1 Mar 00			1 000 00	1 150 23	704 12	425 09	00 00	21 02	446 11
5 Apr 00	LION NATHAN LTD NPV	SEDOL 6518950	800 00	1 420 28	1 456 60	60 02	00 00	43 50	36 52
1 Mar 00			800 00	1 420 28	1 456 80	60 02	00 00	43 50	36 52
1 Mar 00			1 000 00	23 091 61	20 651 58	1 823 37	00 00	616 66	2 440 03
1 Mar 00			1 000 00	23 091 61	20 651 58	1 823 37	00 00	616 66	2 440 03

The Northern Trust Company

12/31/2000

THE WINTHROP ROCKEFELLER FOUNDATION
990-PF

Generated by The Northern Trust Company from periodic data on 17 Jan 01

Portfolio Statement

1 JAN 00 - 31 DEC 00

Account number WRF01
Account Name WINTHROP ROCKFELLER FDN

Realized Gain/Loss Detail - Tax Lots

Trade Date Security Description
Settle Date Security Description
Share/Pai
Pructs
Cot
Short Term
Long Term
Market
Realized gain/loss
Total
Short Term
Long Term

Security Deliveries

Equities

Trade Date	Security Description	Share/Pai	Pructs	Cot	Short Term	Long Term	Market	Realized gain/loss	Total	Short Term	Long Term
5 Apr 00	MERKANTILDATA NOK1 SEDOL 5457162	200 00		1 823 42	2 338 87		481 03	0.00	515 45	0.00	0.00
1 Mar 00		200 00		1 823 42	2 338 87		481 03	0.00	515 45	0.00	0.00
5 Apr 00	NORSK HYDRO AS NOK20 SEDOL 4645805	- 500 00		19 410 62	18 794 46		603 77	0.00	616 14	0.00	0.00
1 Mar 00		500 00		19 410 62	18 794 46		603 77	0.00	616 14	0.00	0.00
5 Apr 00	NORSKE SKOGSINDUST A NOK20 SEDOL 4647436	100 00		1 035 08	7 914 03		227 37	0.00	278 95	0.00	0.00
1 Mar 00		- 100 00		3 635 08	3 914 03		227 37	0.00	278 95	0.00	0.00
5 Apr 00	ORKLA ASA NOK6 25 ORD SEDOL 5459715	400 00		6 258 46	6 157 43		182 15	0.00	101 03	0.00	0.00
1 Mar 00		400 00		6 258 46	6 157 43		182 15	0.00	101 03	0.00	0.00
5 Apr 00	PETROLEUM GEO SVS NOK5(POST RE ORG) SEDOL 5469372	200 00		3 458 62	3 269 61		232 08	0.00	188 98	0.00	0.00
1 Mar 00		200 00		3 458 62	3 269 61		232 08	0.00	188 98	0.00	0.00
5 Apr 00	SCHIBSTED ASA NOK1 SEDOL 4790534	100 00		2 329 27	2 983 25		614 67	0.00	653 98	0.00	0.00
1 Mar 00		100 00		2 329 27	2 983 25		614 67	0.00	653 98	0.00	0.00
5 Apr 00	STORBRAAND ASA A NOK5 SEDOL 4852932	500 00		3 176 28	3 042 92		173 46	0.00	133 36	0.00	0.00
1 Mar 00		500 00		3 176 28	3 042 92		173 46	0.00	133 36	0.00	0.00
5 Apr 00	TOMRA SYSTEMS ASA NOK2 SEDOL 5837010	200 00		3 811 51	3 818 56		43 29	0.00	7 02	0.00	0.00
1 Mar 00		200 00		3 811 51	3 818 56		43 29	0.00	7 02	0.00	0.00
Total Norway											
48 678 30 48 977 82 345 81 0 00 645 33 299 52 0 00											

THE WINTHROP ROCKFELLER FOUNDATION
990-PF
12/31/2000
71-0285071

The Northern Trust Company

Account held by The Northern Trust Company from periodic data on 17 Jan 01

Portfolio Statement

JAN 00 - 31 DEC 00

Account Name WINTHROP ROCKEFELLER FDN
Account Number WRF01

Realized Gain/Loss Detail - Tax Lots

Trade Date Security Description Security Acquisition Date Shares/Par Proceeds Cost Short Term Long Term Short Term Long Term Total

Portugal
Equities
Security Deliveries

5 Apr 00 BCO COM PORTUGUES EUR1(REGD) 1 600 00 3 064 92 8 333 29 249 85 70 52 0 00 320 37 0 00

5 Apr 00 BCO ESPR SANTO SA EURS(REGD) SEDOL 4058061 200 00 4 809 55 5 248 53 394 85 44 13 0 00 438 98 0 00

1 Mar 00 200 00 4 809 55 5 248 53 394 85 44 13 0 00 438 98 0 00

5 Apr 00 BPI SGPS EUR1(REGD) SEDOL 5721759 900 00 3 342 24 3 361 05 8 47 28 28 - 19 41 0 00

1 Mar 00 900 00 3 342 24 3 361 05 8 47 28 28 19 41 0 00

5 Apr 00 BRISA(AUTO ESTRADA EUR1(PRIV) SEDOL 5803925 500 00 1 761 34 3 057 15 162 53 33 28 195 81 0 00

1 Mar 00 500 00 3 761 34 3 957 15 162 53 33 28 195 81 0 00

5 Apr 00 CIMPOR CIMENTOS DE EURS(REGD) SEDOL 4175096 200 00 2 970 88 3 070 44 24 66 25 41 50 07 0 00

1 Mar 00 200 00 2 970 88 3 070 44 24 66 25 41 50 07 0 00

5 Apr 00 ELEC DE PORTUGAL EUR5 SEDOL 5249137 1 000 00 18 424 82 19 478 77 1 465 92 168 03 1 553 95 0 00

1 Mar 00 1 000 00 18 424 82 19 478 77 1 465 92 168 03 1 553 95 0 00

5 Apr 00 JERONIMO MARTINS EURS SEDOL 447235 200 00 1 818 62 4 053 16 400 15 34 09 235 04 0 00

1 Mar 00 200 00 3 818 62 4 053 66 200 95 - 34 09 235 04 0 00

5 Apr 00 PORTUGAL TELCOM EUR1(REGD) SEDOL 5817185 1 600 00 10 121 00 23 211 01 1 621 93 135 48 4 820 01 0 00

1 Mar 00 - 100 00 654 39 790 47 128 93 0 00 0 00 135 58 0 00

5 Apr 00 PORTUGAL TELCOM EUR1(REGD) SEDOL 5817185 1 600 00 10 121 00 23 211 01 1 621 93 135 48 4 820 01 0 00

1 Mar 00 - 100 00 654 39 790 47 128 93 0 00 0 00 135 58 0 00

5 Apr 00 PORTUGAL TELCOM EUR1(REGD) SEDOL 5817185 1 600 00 10 121 00 23 211 01 1 621 93 135 48 4 820 01 0 00

1 Mar 00 - 100 00 654 39 790 47 128 93 0 00 0 00 135 58 0 00

5 Apr 00 PORTUGAL TELCOM EUR1(REGD) SEDOL 5817185 1 600 00 10 121 00 23 211 01 1 621 93 135 48 4 820 01 0 00

1 Mar 00 - 100 00 654 39 790 47 128 93 0 00 0 00 135 58 0 00

5 Apr 00 PORTUGAL TELCOM EUR1(REGD) SEDOL 5817185 1 600 00 10 121 00 23 211 01 1 621 93 135 48 4 820 01 0 00

1 Mar 00 - 100 00 654 39 790 47 128 93 0 00 0 00 135 58 0 00

5 Apr 00 PORTUGAL TELCOM EUR1(REGD) SEDOL 5817185 1 600 00 10 121 00 23 211 01 1 621 93 135 48 4 820 01 0 00

1 Mar 00 - 100 00 654 39 790 47 128 93 0 00 0 00 135 58 0 00

5 Apr 00 PORTUGAL TELCOM EUR1(REGD) SEDOL 5817185 1 600 00 10 121 00 23 211 01 1 621 93 135 48 4 820 01 0 00

1 Mar 00 - 100 00 654 39 790 47 128 93 0 00 0 00 135 58 0 00

5 Apr 00 PORTUGAL TELCOM EUR1(REGD) SEDOL 5817185 1 600 00 10 121 00 23 211 01 1 621 93 135 48 4 820 01 0 00

1 Mar 00 - 100 00 654 39 790 47 128 93 0 00 0 00 135 58 0 00

5 Apr 00 PORTUGAL TELCOM EUR1(REGD) SEDOL 5817185 1 600 00 10 121 00 23 211 01 1 621 93 135 48 4 820 01 0 00

1 Mar 00 - 100 00 654 39 790 47 128 93 0 00 0 00 135 58 0 00

5 Apr 00 PORTUGAL TELCOM EUR1(REGD) SEDOL 5817185 1 600 00 10 121 00 23 211 01 1 621 93 135 48 4 820 01 0 00

1 Mar 00 - 100 00 654 39 790 47 128 93 0 00 0 00 135 58 0 00

The Northern Trust Company

THE WINTHROP ROCKEFELLER FOUNDATION
990-PF
12/31/2000
71-0285871

Account Name WINTHROP ROCKEFELLER FDN
Account Number WRF01

Portfolio Statement

1 JAN 00 - 31 DEC 00

Realized Gain/Loss Detail - Tax Lots

Account number WRF01
Account Name WINTHROP ROCKEFELLER FDN

Trade Date Security Description Shares/Pai Proceeds Cost Short Term Long Term Market Translation Short Term Total Long Term

Security Deliveries

Equities

1 Mar 00	1 600 00	18 421 00	23 241 01	4 624 53	0 00	195 48	4 820 01	0 00
5 Apr 00	SOARES DA COSTA PTE1000	100 00	310 26	310 57	3 05	2 66	6 31	0 00
1 Mar 00		100 00	110 1	316 57	1 65	2 67	6 31	0 00
5 Apr 00	SONAE SGPS SA EUR4 99	100 00	4 764 72	6 340 12	1 523 07	53 33	1 576 40	0 00
5 Apr 00	SEDOL 4822688							
1 Mar 00		100 00	4 763 72	6 340 12	1 523 07	53 33	1 576 40	0 00
5 Apr 00	COMFORT GROUP SGDO 25	- 1 000 00	433 71	456 79	0 00	1 58	23 08	0 00
5 Apr 00	SEDOL 6223629							
1 Mar 00		1 000 00	4 802 79	1 102 31	686 28	14 20	700 48	0 00
5 Apr 00	CITY DEVELOPMENTS SCDO 50	1 000 00	4 802 79	4 102 31	1 66 28	14 20	700 48	0 00
5 Apr 00	SEDOL 6197928							
1 Mar 00		1 000 00	4 802 79	1 102 31	686 28	14 20	700 48	0 00
5 Apr 00	COMFORT GROUP SGDO 25	- 1 000 00	433 71	456 79	0 00	1 58	23 08	0 00
5 Apr 00	SEDOL 6175203							
1 Mar 00		2 000 00	2 611 90	25 157 55	390 28	87 07	477 35	0 00
5 Apr 00	DBS GROUP HLDGS SGDI	2 000 00	2 611 90	25 157 55	390 28	87 07	477 35	0 00
5 Apr 00	SEDOL 6244772							
1 Mar 00		2 000 00	2 611 90	25 157 55	390 28	87 07	477 35	0 00
5 Apr 00	DBS LAND SGDI	2 000 00	2 611 90	25 157 55	390 28	87 07	477 35	0 00
5 Apr 00	SEDOL 6244772							
1 Mar 00		2 000 00	2 611 90	25 157 55	390 28	87 07	477 35	0 00
5 Apr 00	HOTEL PROPERTIES SGDI	1 000 00	861 33	676 1 0	26 10	3 04	17 06	0 00
5 Apr 00	SEDOL 6440183							
1 Mar 00		- 1 000 00	861 33	676 1 0	26 10	3 04	17 06	0 00
5 Apr 00	KEPPEL CORP SGDI	1 000 00	110 7	2 11 1 1	56 08	7 11	105 82	0 00
5 Apr 00	SEDOL 6400263							
1 Mar 00		1 000 00	110 7	2 11 1 1	56 08	7 11	105 82	0 00
5 Apr 00	KEPPEL CORP SGDI	1 000 00	110 7	2 11 1 1	56 08	7 11	105 82	0 00
5 Apr 00	SEDOL 6400263							

Singapore

1 Mar 00	1 000 00	2 344 45	2 344 45	0 00	98 08	7 74	105 82	0 00
5 Apr 00	THE WINTHROP ROCKEFELLER FOUNDATION	1 000 00	2 344 45	2 344 45	98 08	7 74	105 82	0 00
5 Apr 00	12/31/2000							
5 Apr 00	71-0285871							

The Northern Trust Company

Generated by The Northern Trust Company from periodic data on 17 Jan 01

Portfolio Statement

1 JAN 00 - 31 DEC 00

Account number WRF01
Account Name WINTHROP ROCKEFELLER FDN

Realized Gain/Loss Detail - Tax Lots

Trade Date Settle Date	Security Description Acquisition Date	Share/Par	Proceeds	Cost	Realized gain/loss			Total	
					Short Term	Market Long Term	Translation	Short Term	Long Term
<i>Security Deliveries</i>									
Equities									
5 Apr 00	NATSTEEL LTD SGD0 50	- 1 000 00	2 150 69	2 048 25	75 35	0 00	7 09	82 44	0 00
5 Apr 00	SEDOL 6623616								
1 Mar 00		1 000 00	2 130 69	2 048 25	75 35	0 00	7 09	82 44	0 00
5 Apr 00	NEPTUNE ORIENT SG\$1	2 000 00	1 618 40	1 604 20	51 57	0 00	5 77	45 80	0 00
5 Apr 00	SEDOL 6628853								
1 Mar 00		2 000 00	1 618 40	1 604 20	51 57	0 00	5 77	45 80	0 00
5 Apr 00	O/SEAS CHINESE BK SGD1	2 000 00	12 458 16	12 917 91	504 50	0 00	44 75	459 75	0 00
5 Apr 00	SEDOL 6663689								
1 Mar 00		2 000 00	12 458 16	12 917 91	504 50	0 00	44 75	459 75	0 00
5 Apr 00	PARKWAYS HLDGS SG\$0 0 50	1 000 00	2 794 35	2 851 25	66 77	0 00	9 87	56 90	0 00
5 Apr 00	SEDOL 6811143								
1 Mar 00		1 000 00	2 794 35	2 851 25	66 77	0 00	9 87	56 90	0 00
5 Apr 00	SEMBCORP INDUSTRIE SGD0 25	2 000 00	1 897 83	1 908 59	17 37	0 00	6 61	10 76	0 00
5 Apr 00	SEDOL 6128713								
1 Mar 00		2 000 00	1 897 83	1 908 59	17 37	0 00	6 61	10 76	0 00
5 Apr 00	SINGAPORE AIRLINES SGD1(1000 BOARD LOT)	2 000 00	18 629 02	18 736 79	172 67	0 00	64 90	107 77	0 00
5 Apr 00	SEDOL 6811734								
1 Mar 00		- 2 000 00	18 629 02	18 736 79	172 67	0 00	64 90	107 77	0 00
5 Apr 00	SINGAPORE PRESS HD SGD1(POST REC LOT OF 1000)	1 000 00	14 726 57	15 896 63	5 162 54	0 00	14 48	5 168 06	0 00
5 Apr 00	SEDOL 6133966								
2 Mar 00		- 1 000 00	14 726 57	15 896 63	5 162 54	0 00	14 48	5 168 06	0 00
5 Apr 00	SINGAPORE TECH ENG SGD0 10	4 000 00	4 587 40	4 930 96	410 82	0 00	17 26	393 56	0 00
5 Apr 00	SEDOL 604J211								
1 Mar 00		4 000 00	4 587 40	4 930 96	410 82	0 00	17 26	393 56	0 00
5 Apr 00	SINGAPORE TELECOMM SGD0 15	10 000 00	13 447 82	11 700 18	3 310 20	0 00	57 84	3 252 36	0 00
5 Apr 00	SEDOL 6810753								
1 Mar 00		10 000 00	13 447 82	11 700 18	3 310 20	0 00	57 84	3 252 36	0 00

Portfolio Statement

JAN 00 - 31 DEC 00

Account number VRF01
Account Name WINTHROP ROCKEFELLER FDN

Realized Gain/Loss Detail - Tax Lots

Trade Date Security Description Shares/Par Price/cds Cost Short Term Long Term Market Realized gain/loss Total Long Term

Security Deliveries

Equities

5 Apr 00 AUTOPISTAS CESA EUR3 3 719 00 3 719 00 0 0 0 0 0 0

1 Mar 00 400 00 3 719 00 3 719 00 0 0 0 0 0 0

5 Apr 00 SEDOL 4055563 28 11 373 32 0 0 0 0 0 0

5 Apr 00 BBVA/BILB VIZ ARG) EURO 49 4 500 00 4 500 00 0 0 0 0 0 0

1 Mar 00 4 500 00 4 500 00 0 0 0 0 0 0

5 Apr 00 BCO SANT CLINT HISP EURO 50(FEGD) 5 700 00 5 700 00 0 0 0 0 0 0

1 Mar 00 - 5 700 00 5 700 00 0 0 0 0 0 0

5 Apr 00 SEDOL 5703546 1 719 96 1 719 96 0 0 0 0 0 0

1 Mar 00 1 719 96 1 719 96 0 0 0 0 0 0

5 Apr 00 SEDOL 5501908 4 500 00 4 500 00 0 0 0 0 0 0

1 Mar 00 4 500 00 4 500 00 0 0 0 0 0 0

5 Apr 00 SEDOL 5271782 1 200 00 1 200 00 0 0 0 0 0 0

1 Mar 00 1 200 00 1 200 00 0 0 0 0 0 0

5 Apr 00 ENDESA SA EUR1 7 1 200 00 1 200 00 0 0 0 0 0 0

1 Mar 00 1 200 00 1 200 00 0 0 0 0 0 0

5 Apr 00 FOM CONST Y CONTRA EUR1 200 00 200 00 0 0 0 0 0 0

1 Mar 00 200 00 200 00 0 0 0 0 0 0

THE WINTHROP ROCKEFELLER FOUNDATION
990-PF

12/31/2000
71-0285871

The Northern Trust Company

Generated by The Northern Trust Company from periodic data on 17 Jan 01

Portfolio Statement

1 JAN 00 - 31 DEC 00

Account number WRF01
Account Name WINTHROP ROCKEFELLER FDN

Realized Gain/Loss Detail - Tax Lots

Trade Date Security Description Settled Date Acquisition Date Share #/P# Proceeds Cost Short Term Long Term Translation Short Term Long Term Total

Security Deliveries

Equities

5 Apr 00	TELEFONICA SA EUR1	5 Apr 00	5732.124	5,000.00	173,112.17	151,026.99	26,612.59	0.00	1,302.23	27,914.82	0.00
1 Mar 00		1 Mar 00		5,000.00	118,577.03	145,183.50	25,585.35	0.00	1,221.06	26,806.41	0.00
2 Mar 00		2 Mar 00		200.00	4,735.08	5,843.49	1,027.24	0.00	81.17	1,108.41	0.00
5 Apr 00	TELEPIZZA EURO 03	5 Apr 00	5442.165	-200.00	2,511.00	1,734.69	791.60	0.00	14.60	777.00	0.00
1 Mar 00		1 Mar 00		200.00	2,511.00	1,734.69	791.60	0.00	14.60	777.00	0.00
5 Apr 00	UNION ELEC FENOSA EURJ	5 Apr 00	4912223	470.00	9,646.78	9,896.86	-166.84	0.00	83.74	250.09	0.00
1 Mar 00		1 Mar 00		470.00	9,646.78	9,896.86	-166.84	0.00	83.24	250.08	0.00
5 Apr 00	VALLEHERMOSO SA EUR1	5 Apr 00	3504.89	200.00	1,353.70	1,270.18	94.21	0.00	10.69	83.52	0.00
1 Mar 00		1 Mar 00		200.00	1,353.70	1,270.18	94.21	0.00	10.69	83.52	0.00
5 Apr 00	ZARDOYA OTIS EURO 1	5 Apr 00	5776900	200.00	1,761.23	1,750.36	23.08	0.00	14.75	8.33	0.00
1 Mar 00		1 Mar 00		200.00	1,761.23	1,750.36	23.08	0.00	14.75	8.33	0.00
Total Spain											
423,942.86 - 435,151.14 - 7,516.42 0.00 - 3,691.86 - 11,208.28 0.00											

Sweden

5 Apr 00	ASSIDOMATI SEK20	5 Apr 00	4051576	150.00	3,372.47	2,968.63	364.41	0.00	19.43	383.84	0.00
1 Mar 00		1 Mar 00		100.00	3,152.47	2,968.63	364.41	0.00	19.43	383.84	0.00
5 Apr 00	ATLAS COPCO AB SEK A SEK5	5 Apr 00	4050971	00.00	5,074.63	4,917.80	431.64	0.00	30.13	461.83	0.00
1 Mar 00		1 Mar 00		200.00	5,074.63	4,917.80	431.64	0.00	30.19	461.83	0.00
5 Apr 00	ATLAS COPCO AB SEK B SEK5	5 Apr 00	4050982	100.00	185.00	250.11	210.13	0.00	14.79	224.92	0.00
1 Mar 00		1 Mar 00		100.00	185.00	250.11	210.13	0.00	14.79	224.92	0.00

The Northern Trust Company

THE WINTHROP ROCKEFELLER FOUNDATION
990-PF
12/31/2000
71-0285871

Generated by The Northern Trust Company from periodic data on 17 Jan 01

Portfolio Statement

1 JAN 00 - 31 DEC 00

Account number: WRF01
 Account Name: WINTHROP ROCKEFELLER FDN

Realized Gain/Loss Detail - Tax Lots

Trade Date	Security Description	Share / P/R	Principal	Cost	Short Term	Long Term	Realized gain/loss	Total	Settle Date	Acquisition Date
------------	----------------------	-------------	-----------	------	------------	-----------	--------------------	-------	-------------	------------------

Security Deliveries

Equities

5 Apr 00	DROT AB SER B SEK2	SEDOL 5541087	200 00	1 986 22	1 998 12	24 37	0 00	13 07	11 90	5 Apr 00
1 Mar 00			200 00	1 986 22	1 998 12	24 97	0 00	13 07	11 90	1 Mar 00
5 Apr 00	ELECTROLUX AB SER B SEK5	SEDOL 5460782	600 00	11 848 45	11 577 67	195 02	0 00	75 76	270 78	5 Apr 00
1 Mar 00			600 00	11 848 45	11 577 67	195 02	0 00	75 76	270 78	1 Mar 00
5 Apr 00	ERICSSON LMTEL SEK2 50 SER B	SEDOL 4321558	3 100 00	200 206 06	297 554 25	43 231 40	0 00	1 883 81	47 347 59	5 Apr 00
1 Mar 00			3 000 00	242 135 48	287 728 98	47 476 46	0 00	1 882 96	45 593 50	1 Mar 00
2 Mar 00			100 00	8 071 18	9 825 27	1 754 94	0 00	0 85	1 754 09	2 Mar 00
5 Apr 00	FORENINGSSPARRK SEK20 SER A	SEDOL 4843523	800 00	11 159 39	10 321 71	770 33	0 00	67 55	837 88	5 Apr 00
1 Mar 00			800 00	11 159 39	10 321 71	770 33	0 00	67 55	837 88	1 Mar 00
5 Apr 00	GAMBRO AB SEK A SEK2	SEDOL 5450031	100 00	2 504 72	2 831 62	255 43	0 00	18 53	236 90	5 Apr 00
1 Mar 00			100 00	2 504 72	2 831 62	255 43	0 00	18 53	236 90	1 Mar 00
5 Apr 00	HENNES & LAURITZ SEK0 25 B	SEDOL 5687431	1 000 00	39 263 58	43 342 03	5 342 09	0 00	283 64	5 058 45	5 Apr 00
1 Mar 00			1 000 00	39 263 58	43 342 03	5 342 09	0 00	283 64	5 058 45	1 Mar 00
5 Apr 00	NETCOM AE SEK3 SER B	SEDOL 5080460	- 200 00	14 460 13	10 290 11	4 958 26	0 00	126 28	4 829 98	5 Apr 00
1 Mar 00			200 00	14 460 13	10 290 11	4 958 26	0 00	126 28	4 829 98	1 Mar 00
5 Apr 00	OM GRUPPEN AB SEK2	SEDOL 543744	100 00	4 325 02	5 138 02	636 62	0 00	33 62	603 00	5 Apr 00
1 Mar 00			100 00	4 325 02	5 138 02	636 62	0 00	33 62	603 00	1 Mar 00
5 Apr 00	SANDVIK AB A SEK3	SEDOL 4784883	300 00	7 870 20	8 152 32	335 41	0 00	53 35	282 08	5 Apr 00
1 Mar 00			300 00	7 870 20	8 152 32	335 41	0 00	53 35	282 08	1 Mar 00

THE WINTHROP ROCKEFELLER FOUNDATION
 990-PF
 12/31/2000

The Northern Trust Company

Generated by The Northern Trust Company from periodic data on 17 Jan 01

Portfolio Statement

1 JAN 00 - 31 DEC 00

► Realized Gain/Loss Detail - Tax Lots

Account number WRF01
 Account Name WINTHROP ROCKEFELLER FDN

Trade Date Security Description Shares Held Proceed Short Term Long Term
 Settlement Date Acquisition Date
 Realized gain/loss
 Total Long Term

Security Deliveries

Equities

5 Apr 00 SANDVIK AB B SEKS SEDOL 4784894 100 00 2 675 09 2 708 02 48 65 00 00 17 72 30 93

5 Apr 00 SECURITAS SER B SEK1 SEDOL 555-041 500 00 12 916 19 - 13 358 85 530 08 00 00 87 42 442 68

5 Apr 00 SKAND ERSKILDA EKN SER A SEK10 SEDOL 4813145 1 100 00 12 250 29 11 052 45 1 125 51 00 00 72 33 1 197 84

1 Mar 00 500 00 12 916 19 13 358 85 530 08 00 00 87 42 442 68

5 Apr 00 SKANDIA INSURANCE SEK1 SEDOL 5481572 800 00 33 724 45 33 979 42 5 522 66 00 00 222 37 5 745 03

5 Apr 00 SKANSKA AB B FREE SWK12 SEDOL 1813131 100 00 6 911 60 6 911 20 52 88 00 00 45 28 7 60

5 Apr 00 SKF AB SER A SLK12 50 SEDOL 4787099 100 00 2 003 44 1 683 94 107 18 00 00 12 32 119 50

1 Mar 00 100 00 2 003 44 1 683 94 107 18 00 00 12 32 119 50

5 Apr 00 SKF SER B SEK12 50 SEDOL 4767056 100 00 2 11 41 2 009 71 89 83 00 00 13 14 102 97

1 Mar 00 100 00 2 11 41 2 009 71 89 83 00 00 13 14 102 97

5 Apr 00 SSAB/SLICKIT 577 L7 SEK12 117 SEDOL 4847195 100 00 1 17 33 1 121 1 70 12 00 00 8 00 62 12

1 Mar 00 100 00 1 21 71 1 21 71 70 12 00 00 8 00 62 12

5 Apr 00 SVENSKA CELLULOSA SER B SEK10 SEDOL 4865179 100 00 3 915 8 9 813 32 538 00 00 00 64 26 473 74

1 Mar 00 100 00 3 915 8 9 813 32 538 00 00 00 64 26 473 74

1 Mar 00 100 00 3 915 8 9 813 32 538 00 00 00 64 26 473 74

THE WINTHROP ROCKEFELLER FOUNDATION
 990-PF
 12/31/2000
 71 0000000

The Northern Trust Company

Generated by The Northern Trust Company from periodic data on 17 Jan 01

Portfolio Statement

1 JAN 00 - 31 DEC 00

Account Number WRF01
Account Name WINTHROP ROCKEFELLER FDN

► Realized Gain/Loss Detail - Tax Lots

Trade Date Security Description Shares/Par Cost Short Term Long Term Realized gain/loss
 Sell Date Acquisition Date
 Total Short Term Long Term

Security Deliveries

Equities

5 Apr 00	SVENSKA HANDELSBKN SER A SEK4	1 000 00	12 743 37	11 703 26	964 12	76 59	1 040 71	0 00
1 Mar 00								

5 Apr 00	SVENSKA HANDELSBKN SER B SEK4	100 00	1 188 29	1 136 07	44 78	7 44	52 22	0 00
5 Apr 00	SEVOL 5703672							

5 Apr 00	SWEDISH MATCH SEK2 40	700 00	2 163 37	2 317 67	163 07	15 17	147 90	0 00
5 Apr 00	SEVOL 5048560							

5 Apr 00	TRELLEBORG AB B SWKR25	200 00	1 423 65	1 436 65	24 41	9 41	15 00	0 00
5 Apr 00	SEVOL 4902384							

5 Apr 00	VOLVO/ABJ SEK6 SER A	200 00	3 133 03	4 310 04	592 48	29 51	621 93	0 00
5 Apr 00	SEVOL 4937728							

5 Apr 00	VOLVO/ABJ SEK6 SLK B	500 00	13 231 92	11 783 90	1 365 87	77 15	1 443 02	0 00
5 Apr 00	SEVOL 4937730							

5 Apr 00	WMI DATA AB SLK B SEK5	100 00	1 301 20	1 742 16	1 522 37	14 19	1 477 93	0 00
5 Apr 00	SEVOL 4976903							

1 Mar 00		100 00	5 304 26	6 782 18	1 522 32	44 39	1 477 93	0 00
----------	--	--------	----------	----------	----------	-------	----------	------

5 Apr 00	ABB LTD CH 100(63)	1 000 00	11 176 11	10 78 11	2 067 31	3 276 13	0 00	0 00
5 Apr 00	SEVOL 5061190							

1 Mar 00		450 00	51 078 41	48 702 07	2 967 94	3 08 45	3 276 39	0 00
----------	--	--------	-----------	-----------	----------	---------	----------	------

Switzerland

Total Sweden								
		484 156 15	- 532 681 38	- 51,947 75	0 00	3,422 52	- 48,525 23	0 00

The Northern Trust Company

THE WINTHROP ROCKEFELLER FOUNDATION
990-PF
12/31/2000

Generated by The Northern Trust Company from periodic data on 17 Jan 01

Portfolio Statement

JAN 00 - 31 DEC 00

Account number WRF01
Account Name WINTHROP ROCKEFELLER FDN

Realized Gain/Loss Detail - Tax Lots

Trade Date	Security Description	Share / B	Market	Cost	Short Term	Long Term	Realized gain/loss
Settle Date	Acquisition Date		Market		Short Term	Long Term	Total

Security Deliveries

Equities

5 Apr 00	ADECCO SA CHF10(REGD)	30 00	22 257 07	24 065 06	1 960 40	152 41	1 807 99
5 Apr 00	SEDOL 5080097						
1 Mar 00		30 00	22 257 07	24 065 06	1 960 40	152 41	1 807 99

5 Apr 00	ALUSISSE GROUP AG CHF10 (REGD)	10 00	6 453 95	6 202 40	212 27	39 28	251 55
5 Apr 00	SEDOL 4780524						
1 Mar 00		10 00	6 453 95	6 202 40	212 27	39 28	251 55

5 Apr 00	CREDIT SUISSE GRP CHF10(FLTD)	4 90 00	84 739 73	67 203 63	17 108 46	425 64	17 534 10
5 Apr 00	SEDOL 4245614						
1 Mar 00		4 90 00	84 739 73	67 203 63	17 108 46	425 64	17 534 10

5 Apr 00	HOLDBLK FN GLARUS CH110(FLTD)	10 00	2 106 31	2 061 03	224 18	18 13	242 31
5 Apr 00	SEDOL 4420488						
1 Mar 00		10 00	2 106 31	2 061 03	224 18	18 13	242 31

5 Apr 00	HOLDBRK FN GLARUS CHF10(BR)	10 00	12 000 30	10 987 79	1 012 11	69 59	1 081 70
5 Apr 00	SEDOL 4420499						
1 Mar 00		10 00	12 000 30	10 987 79	1 012 11	69 59	1 081 70

5 Apr 00	LOIIZA GROUP AG CH110(FLTD)	0 00	11 005 47	10 117 71	548 72	10 30	559 11
5 Apr 00	SEDOL 5794123						
2 Mar 00		20 00	11 001 87	10 442 76	548 72	10 39	559 11

5 Apr 00	NESLE SA CHF10(FLTD)	1 00	120 303 11	110 211 12	9 450 97	698 02	10 148 99
5 Apr 00	SEDOL 4616698						
1 Mar 00		65 00	120 303 11	110 211 12	9 450 97	698 02	10 148 99

5 Apr 00	NOVARTIS AG CHF20(REGD)	115 00	163 007 42	147 143 29	14 932 22	931 91	15 864 13
5 Apr 00	SEDOL 5042831						
1 Mar 00		115 00	163 007 42	147 143 29	14 932 22	931 91	15 864 13

5 Apr 00	ROCHE HLDD AG GENUSSCHLINEIT IN CH110(FLTD)	11 00	121 876 34	119 247 21	2 875 60	755 23	3 630 83
5 Apr 00	SEDOL 4745772						
1 Mar 00		11 00	122 876 34	119 247 21	2 875 60	755 23	3 630 83

The Northern Trust Company

THE WINTHROP ROCKEFELLER FOUNDATION
990-PF
12/31/2000

Curated by The Northern Trust Company from periodic data on 17 Jan 01

Portfolio Statement

JAN 00 - 31 DEC 00

Account number WTRF01
Account Name WINTHROP ROCKEFELLER FDN

Realized Gain/Loss Detail - Tax Lots

Trade Date Security Description Shares/Fair Proceeds Cost Short Term Long Term Realized gain/loss
 Settlement Date Acquisition Date Total Long Term

Security Deliveries

Equities

5 Apr 00	ROCHE HOLDING AG SZF100 BR/	SEDOL 4741743	1	30.253	61	37.826	1	812	68	239.58	1	573	12	0.00	
1 Mar 00			1	30.253	69	37.826	81	1	812	68	239.58	1	573	12	0.00

5 Apr 00	SWATCH GROUP CHF50.5R/	SEDOL 4762103	10	11.625	07	10.027	51	1	000	68	67.30	1	007	98	0.00
1 Mar 00			10	11.695	02	10.027	51	1	000	68	67.30	1	007	98	0.00

5 Apr 00	SWISS REINSURANCE SZF10.1REGD/	SEDOL 4850029	25	43.162	58	40.528	73	4	377	15	256.68	4	633	83	0.00
1 Mar 00			25	45.182	00	40.528	73	4	377	15	256.68	4	633	83	0.00

5 Apr 00	SWISSCOM AG CHF25REGD/	SEDOL 5533976	120	42.559	66	39.316	29	2	390	77	252.80	2	643	57	0.00
1 Mar 00			120	42.553	86	39.316	29	2	390	77	252.80	2	643	57	0.00

5 Apr 00	UBS AG CHF20 REGD/	SEDOL 5439958	350	00	00	00	00	8	633	19	508.20	9	142	39	0.00
1 Mar 00			350	00	00	00	00	8	633	19	508.20	9	142	39	0.00

1 Mar 00			325	00	00	00	00	8	093	69	503.01	8	596	69	0.00
2 Mar 00			25	00	00	00	00	6	294	91	6.19	545	70	0.00	

5 Apr 00	ZURICH ALLIED AG CHF10REGD/	SEDOL 5483779	60	42.416	60	34.104	17	7	958	43	216.00	8	214	43	0.00
1 Mar 00			60	42.316	60	34.104	17	7	998	43	216.00	8	214	43	0.00

Total Switzerland														0.00
United Kingdom														0.00

5 Apr 00	ABBAY NATIONAL ORD GBP0 10	SEDOL 0004455	7	29.953	40	22.508	93	7	199	86	244.61	7	444	47	0.00
1 Mar 00			7	29.953	40	22.508	93	7	199	86	244.61	7	444	47	0.00

5 Apr 00	AIRTOURS ORD GBP0 10	SEDOL 0010979	1	1.000	00	4.512	02	1	179	88	49.04	1	238	92	0.00
1 Mar 00			1	1.000	00	4.512	02	1	179	88	49.04	1	238	92	0.00

The Northern Trust Company

THE WINTHROP ROCKEFELLER FOUNDATION
990-PF
12/31/2000

Generated by The Northern Trust Company from periodic data on 17 Jan 01

Portfolio Statement

JAN 00 - 31 DEC 00

► Realized Gain/Loss Detail - Tax Lots

Account number WRF01
 Account Name WINTHROP ROCKEFELLER FDN

Trade Date	Security Description	Acquisition Dtd.	Share	FB	Prccid	Cost	Short Term	Long Term	Market	Realized gain/loss
------------	----------------------	------------------	-------	----	--------	------	------------	-----------	--------	--------------------

Security Deliveries

Equities

5 Apr 00	ALIED ZURICH ORD GBP0 25	SEDOL 0287579	3 000 00		33 740 90	7 351 57	7 136 34	252 39	0 00	7 389 33
1 Mar 00			2 000 00		27 493 03	17 334 15	4 971 37	188 37	0 00	5 159 74
2 Mar 00			1 000 00		11 246 97	9 017 38	2 164 97	64 62	0 00	2 229 59
5 Apr 00	AMVSCAP PLC ORD 25P	SEDOL 0128269	1 000 00		13 424 76	11 660 96	1 634 99	156 73	0 00	1 761 78
1 Mar 00			1 000 00		13 428 76	11 660 96	1 634 99	126 79	0 00	1 761 78
5 Apr 00	ARJON WIGGINS APPLE ORD GBP0 25	SFDOL 0325411	1 000 00		2 624 10	2 519 50	137 67	27 38	0 00	165 05
1 Mar 00			1 000 00		2 684 95	2 519 50	137 67	27 38	0 00	165 05
5 Apr 00	ASTRAZENECA USD PAR 25	SEDOL 0989529	3 000 00		133 042 90	99 526 81	32 434 48	1 081 61	0 00	33 516 09
1 Mar 00			3 000 00		133 042 90	99 526 81	32 434 48	1 081 61	0 00	33 516 09
5 Apr 00	BAX ORD GBP1	SEDOL 0087340	2 000 00		12 459 96	11 928 88	380 84	129 64	0 00	510 48
1 Mar 00			2 000 00		12 433 58	11 928 88	380 84	129 64	0 00	510 48
5 Apr 00	BAE SYSTEMS ORD GBP0 025	SEDOL 0287494	3 000 00		31 317 42	24 742 79	6 265 70	269 33	0 00	6 535 03
1 Mar 00			3 000 00		31 317 82	24 732 79	6 265 70	269 33	0 00	6 535 03
5 Apr 00	BALFOUR BEATTY ORD 50P	SEDOL 0096162	1 000 00		1 148 99	1 000 03	138 09	10 87	0 00	148 96
1 Mar 00			1 000 00		1 142 99	1 000 03	138 09	10 87	0 00	148 96
5 Apr 00	BARCLAYS PLC ORD GBP1	SEDOL 0078201	2 251 00		66 631 80	54 949 47	11 285 17	597 16	0 00	11 882 33
1 Mar 00			2 251 00		66 631 80	54 949 47	11 285 17	597 16	0 00	11 882 33
5 Apr 00	BASIS CHD GBP0 25	SEDOL 0241195	1 141 00		11 175 11	11 132 7	4 031 46	156 85	0 00	3 626 31
1 Mar 00			1 141 00		11 128 83	11 432 52	3 539 48	156 85	0 00	3 696 31

THE WINTHROP ROCKEFELLER FOUNDATION
 990-PF
 12/31/2000

The Northern Trust Company

Generated by The Northern Trust Company from periodic data on 17 Jan 01

THE WINTHROP ROCKEFELLER FOUNDATION
 390-PI
 12/31/2000
 77-0288871

	Cost	Market value	For more information
Opening balance	20,017,368.91	20,122,542.81	
Income received	19,827.13	19,827.13	See income & expense summary
Unrealized gain/loss change	0.00	-1,034,479.77	See asset summary
Realized gain/loss	365,361.37	365,361.37	See realized gain/loss summary
Accrued income change	6,672.32	0,672.32	See income & expense summary
Closing balance	20,409,029.73	19,479,723.86	

Change in Book and Market Value

10/31/00
 Account Number 2202229
 Account Name WINTHROP ROCKEFELLER FDN

THE WINTHROP ROCKEFELLER FOUNDATION
 990-PF
 12/31/2000
 71-0288321

Change in Book and Market Value

	Cost	Market value	For more information
Opening balance	20,409,029.73	19,479,723.96	
Miscellaneous cash receipts	102,973.06	102,973.06	See funding & disbursement summary
Total Receipts	102,973.06	102,973.06	See funding & disbursement summary
Miscellaneous cash disbursements	- 102,973.06	- 102,973.06	See funding & disbursement summary
Total Disbursements	- 102,973.06	- 102,973.06	See funding & disbursement summary
Income received	27,993.80	27,993.80	See income & expense summary
Unrealized gain/loss change	0.00	- 1,245,526.28	See asset summary
Realized gain/loss	- 8,424.83	- 8,424.83	See realized gain/loss summary
Accrued income change	12,799.44	12,799.44	See income & expense summary
Closing balance	20,441,398.14	18,266,566.09	

Statement

19 FEB 00

Account number 220,291
 Account Name WINTHROP ROCKEFELLER FDN

Who Statement

Account number: 2202229
 Account name: WINTHROP ROCKEFELLER/FDN,
 MAR 00 11 00 31

Change in Book and Market Value

	Cost	Market value	For more information
Opening balance	20 441,398 14	18 268 588 09	
Miscellaneous cash disbursements	- 35 768 34	- 35 768 34	See funding & disbursement summary
Security deliveries	- 20,486 888 85	- 18 225 365 01	See funding & disbursement summary
Total Disbursements	- 20 532 655 19	- 18 261 133 35	See funding & disbursement summary
Income received	40 782 65	40,783 65	See income & expense summary
Expenses paid	- 5 025 31	- 5 025 31	See income & expense summary
Unrealized gains/loss change	0 00	2,174,832 05	See asset summary
Unrealized gains/loss on security movements	0 00	2 271 521 84	See funding & disbursement summary
Realized gains/loss	86 282 88	86 282 86	See realized gains/loss summary
Accrued income change	- 40 874 48	40 874 48	See income & expense summary
Closing balance	118 67	118 67	

THE WINTHROP ROCKEFELLER FOUNDATION
 990-PF
 12/31/2000
 71-0268071

The Northern Trust Company

Portfolio Statement

JAN 00 - 31 DEC 00

Realized Gain/Loss Summary - Tax Lots

Account number WRF01
 Account Name WINTHROP ROCKEFELLER FDN

Realized gain/loss Market Short Term Long Term Translation Short Term Long Term Total

Security Deliveries

Equities	Common stock	Australia AUD	Austria EUR	Belgium EUR	Denmark - DKK	Finland EUR	France EUR	Germany - EUR	Hong Kong HKD	Ireland EUR	Italy EUR	Japan - JPY	Netherlands - EUR	New Zealand NZD	Norway - NOK	Portugal - EUR	Singapore - SGD	Spain EUR	Sweden SEK	Switzerland CHF	United Kingdom GBP	Total Common Stock
		320,596.55	29,007.91	113,360.29	127,781.97	490,366.59	1,597,279.76	1,404,883.08	354,304.54	66,136.18	630,198.57	3,817,531.01	852,982.22	23,091.61	48,678.30	60,312.24	123,740.36	421,942.86	484,156.15	470,611.55	1,073,509.65	14,922,129.73
		9,990.85	794.27	6,186.72	7,038.83	- 19,957.08	8,493.72	59,436.69	758.15	4,849.23	- 48,612.32	3,719,785.09	- 868,102.33	20,651.58	16,977.82	78,011.17	132,177.38	7,516.17	- 51,947.75	69,959.61	2,929,628.15	- 14,849,098.84
		0.00	0.00	0.00	0.00	0.00	0.00	0.00	0.00	0.00	0.00	0.00	0.00	0.00	0.00	0.00	0.00	0.00	0.00	0.00	0.00	0.00
		3,827.38	243.93	- 909.03	1,363.42	4,372.40	- 13,886.21	12,420.12	- 170.39	- 519.80	- 5,833.84	146,230.39	- 7,301.21	616.66	645.33	661.86	404.45	3,691.86	3,422.52	4,950.59	31,698.54	129,140.28
		0.00	550.34	5,277.69	5,675.41	24,329.48	- 22,379.93	- 71,856.81	587.76	4,329.43	- 54,446.16	97,745.92	- 15,120.11	2,440.03	299.52	9,351.93	8,737.02	- 11,208.28	- 48,525.23	74,910.20	143,941.20	73,030.89
		0.00	0.00	0.00	0.00	0.00	0.00	0.00	0.00	0.00	0.00	0.00	0.00	0.00	0.00	0.00	0.00	0.00	0.00	0.00	0.00	0.00

THE WINTHROP ROCKEFELLER FOUNDATION

990-PF
 12/31/2000
 71-0285871

STATEMENT 33
 Generated by The Northern Trust Company from periodic data on 17 Jan 01

The Northern Trust Company

Realized Gain/Loss Summary - Tax Lots

	Proceeds	Cost	Market		Realized gain/loss		Total	
			Short Term	Long Term	Translation	Short Term	Long Term	
<i>Security Deliveries</i>								
Equities								
Preferred stock								
Australia - AUD	38,811 11	11,386 98	- 1,770 57	0 00	805 27	- 2,575 84		0 00
Germany - EUR	73,570 41	94,082 54	19,485 15	0 00	- 1,026 98	20,512 13		0 00
Total Preferred Stock	112,381 55	- 135,469 52	- 21,255 72	0 00	- 1,832 25	- 23,087 97		0 00
Total S/T translation gain/loss Equities					127,308 03			
Total LT translation gain/loss Equities					0 00			
Total realized gains for Equities			1,049,243 09	0 00	94,888 53	1,144,131 62		0 00
Total realized losses for Equities			1,126,608 20	0 00	32,419 50	- 1,094,188 70		0 00
Total Equities	15,034,511 28	14,984,568 36	- 77,365 11	0 00	127,308 03	49,942 92		0 00
Total Security Deliveries	15,034,511 28	14,984,568 36	- 77,365 11	0 00	127,308 03	49,942 92		0 00

Capital Changes

Equities								
Common stock								
Italy - EUR	8,151 91	- 8,061 62	121 29	0 00	31 00	90 29		0 00
United Kingdom - GBP	262 30	292 60	27 95	0 00	2 35	30 30		0 00
Total Common Stock	8,414 21	- 8,354 22	93 34	0 00	33 35	59 99		0 00
Rights/warrants								
France - EUR	111 71	0 00	111 71	0 00	0 00	111 71		0 00
Total Rights/Warrants	111 71	0 00	111 71	0 00	0 00	111 71		0 00
Total S/T translation gain/loss Equities					- 33 35			

THE WINTHROP ROCKEFELLER FOUNDATION
990-PF
12/31/2000
71-0285871

Realized Gain/Loss Summary - Tax Lots

Account number: WRF01
 Account Name: WINTHROP ROCKEFELLER FDN

Realized gain/loss	Market	Short Term	Long Term	Total
Realized gain/loss	Market	Short Term	Long Term	Total

Equities	Realized gain/loss	Market	Short Term	Long Term	Total
Total LT translation gain/loss Equities	0.00				
Total realized gains for Equities	233.00				
Total realized losses for Equities	- 2.35				
Total Equities	8,525.92	8,354.22	205.05	171.70	
Total Capital Changes	8,525.92	8,354.22	205.05	171.70	

Foreign Exchange

Foreign exchange	Realized gain/loss	Market	Short Term	Long Term	Total
Australian dollar sales AUD	150.00	150.77	0.00	0.53	0.53
British pound sterling sales GBP	3,141.22	3,152.62	0.00	11.40	11.40
Euro sales EUR	81.41	80.41	0.00	1.03	1.03
Japanese Yen sales JPY	10,001.62	9,985.84	0.00	15.78	15.78
Australian dollar purchases AUD	354,874.00	356,611.44	0.00	- 1,737.44	- 1,737.44
British pound sterling purchases - GBP	2,934,441.93	2,928,946.86	0.00	5,495.07	5,495.07
Danish krone purchases DKK	121,607.58	122,255.54	0.00	647.96	647.96
Euro purchases - EUR	5,064,884.35	5,007,493.97	0.00	- 42,609.62	- 42,609.62
Hong Kong dollar purchases - HKD	353,731.91	353,751.01	0.00	18.18	18.18
Japanese Yen purchases - JPY	3,795,500.30	3,718,527.06	0.00	46,978.24	46,978.24
New Zealand dollar purchases - NZD	20,857.90	20,626.08	0.00	231.82	231.82
Norwegian krone purchases - NOK	18,917.77	19,175.00	0.00	227.31	227.31
Singapore dollar purchases - SGD	132,761.41	132,981.38	0.00	219.97	219.97

THE WINTHROP ROCKEFELLER FOUNDATION

990-PF
 12/31/2000
 71 00000077

Portfolio Statement

JAN 00 - 31 DEC 00

Realized Gain/Loss Summary - Tax Lots

Account number: WRF01
 Account Name: WINTHROP ROCKEFELLER FDN

Realized gain/loss	Market	Short Term	Long Term	Translation	Short Term	Long Term	Total
--------------------	--------	------------	-----------	-------------	------------	-----------	-------

Foreign Exchange

0.00	6,404.49	6,404.49	0.00	0.00	0.00	0.00	0.00
0.00	794,242.49	794,242.49	0.00	0.00	0.00	0.00	0.00
0.00	13,377.64	13,377.64	0.00	0.00	0.00	0.00	0.00
0.00	15,054,969.20	15,054,969.20	0.00	0.00	0.00	0.00	0.00
0.00	-3,430.26	-3,430.26	0.00	0.00	0.00	0.00	0.00
0.00	-3,430.26	-3,430.26	0.00	0.00	0.00	0.00	0.00
0.00	53,555.30	53,555.30	0.00	0.00	0.00	0.00	0.00
0.00	-56,985.56	-56,985.56	0.00	0.00	0.00	0.00	0.00
0.00	-3,430.26	-3,430.26	0.00	0.00	0.00	0.00	0.00
0.00	-3,430.26	-3,430.26	0.00	0.00	0.00	0.00	0.00
0.00	0.00	0.00	0.00	0.00	0.00	0.00	0.00
0.00	53,555.30	53,555.30	0.00	0.00	0.00	0.00	0.00
0.00	-56,985.56	-56,985.56	0.00	0.00	0.00	0.00	0.00
0.00	-3,430.26	-3,430.26	0.00	0.00	0.00	0.00	0.00
0.00	-3,430.26	-3,430.26	0.00	0.00	0.00	0.00	0.00

Gain/Loss on Cash Disbursements

0.00	3,246.74	3,246.74	0.00	0.00	0.00	0.00	0.00
0.00	4,868.54	4,868.54	0.00	0.00	0.00	0.00	0.00
0.00	160.91	160.91	0.00	0.00	0.00	0.00	0.00
0.00	13,044.81	13,044.81	0.00	0.00	0.00	0.00	0.00
0.00	18.78	18.78	0.00	0.00	0.00	0.00	0.00
0.00	-76,255.82	-76,255.82	0.00	0.00	0.00	0.00	0.00
0.00	-205.87	-205.87	0.00	0.00	0.00	0.00	0.00

THE WINTHROP ROCKEFELLER FOUNDATION

990-PF
 12/31/2000

Generated by The Northern Trust Company from periodic data on 17 Jan 01

The Northern Trust Company

Portfolio Statement

1 JAN 00 - 31 DEC 00

Account number WRF01
Account Name WINTHROP ROCKFELLER FDN

Realized Gain/Loss Summary - Tax Lots

	Proceeds	Cost	Realized gain/loss		Translation	Total		
			Short Term	Market Long Term		Short Term	Long Term	
<i>Gain/Loss on Cash Disbursements</i>								
Gain/loss on cash disbursements								
Norwegian krone - NOK	30 05	0 00	0 00	0 00	30 05	30 05	0 00	
Singapore dollar - SGD	284 03	0 00	0 00	0 00	284 03	284 03	0 00	
Swedish krona - SEK	2,954 77	0 00	0 00	0 00	2,954 77	2,954 77	0 00	
Swiss franc - CHF	1,463 85	0 00	0 00	0 00	1,463 85	1,463 85	0 00	
Total Gain/Loss on Cash Disbursements	60 431 91	0 00	0 00	0 00	- 60 431 91	- 60 431 91	0 00	
Total S/T translation gain/loss Gain/Loss on Cash Disbursements					- 60 431 91			
Total L/T translation gain/loss Gain/Loss on Cash Disbursements					0 00			
Total realized gains for Gain/Loss on Cash Disbursements			0 00	0 00	22 132 29	22 132 29	0 00	
Total realized losses for Gain/Loss on Cash Disbursements			0 00	0 00	- 82 564 20	- 82 564 20	0 00	
Total Gain/Loss on Cash Disbursements	- 60 431 91	0 00	0 00	0 00	- 60 431 91	- 60 431 91	0 00	
Total Gain/Loss on Cash Disbursements	- 60 431 91	0 00	0 00	0 00	- 60 431 91	60 431 91	0 00	
Total S/T translation gain/loss for securities					- 63 412 51			
Total L/T translation gain/loss for securities					0 00			
Total realized gains			1,048,428 09	0 00	170,545 12	1,220,021 21	0 00	
Total realized losses			- 1,126,636 18	0 00	- 107,132 61	- 1,233,768 79	0 00	
Total realized gain/loss	14,879,175 03	- 14,902,922 58	- 77,100 06	0 00	63,412 51	- 13,747 55	0 00	

THE WINTHROP ROCKFELLER FOUNDATION
990-PF
12/31/2000
71-0285871

Portfolio Statement

1 JAN 00 / 31 DEC 00

Realized Gain/Loss Detail - Tax Lots

Trade Date	Security Description	Shares/Pai	Prorids	Cost	Market	Realized gain/loss	Short Term	Long Term	Total
------------	----------------------	------------	---------	------	--------	--------------------	------------	-----------	-------

Security Deliveries

Equities

Common Stock

Australia

5 Apr 00	AMCOR LTD NPV	1 000 00	3 749 29	3 731 08	90 81	0 00	72 60	18 21	0 00
5 Apr 00	SEDOL 6066808								
1 Mar 00		1 000 00	3 749 29	3 731 08	90 81	0 00	72 60	18 21	0 00
5 Apr 00	AMP DIV PROP TST NPV	- 700 00	973 76	1 004 24	10 95	0 00	19 53	30 48	0 00
5 Apr 00	SEDOL 6255484								
1 Mar 00		700 00	973 76	1 004 24	10 95	0 00	19 53	30 48	0 00
5 Apr 00	AMP LIMITED NPV	1 700 00	17 198 81	15 490 65	2 009 56	0 00	301 40	1 708 16	0 00
5 Apr 00	SEDOL 6115715								
1 Mar 00		1 700 00	17 198 81	15 490 65	2 009 56	0 00	301 40	1 708 16	0 00
5 Apr 00	AUST GAS LIGHT CO NPV	500 00	2 478 83	2 478 20	6 13	0 00	48 22	54 35	0 00
5 Apr 00	SEDOL 6064969								
1 Mar 00		500 00	2 478 83	2 478 20	6 13	0 00	48 22	54 35	0 00
5 Apr 00	BHP LTD NPV	2 700 00	26 247 22	26 247 22	4 113 21	0 00	520 43	3 592 78	0 00
5 Apr 00	SEDOL 6141690								
1 Mar 00		2 700 00	26 247 22	26 247 22	4 113 21	0 00	520 43	3 592 78	0 00
5 Apr 00	BRABLRLS HDOS LTD AFD 20	400 00	10 63 73	10 103 61	856 83	0 00	196 71	660 12	0 00
5 Apr 00	SEDOL 6120009								
1 Mar 00		400 00	10 769 73	10 109 61	856 83	0 00	196 71	660 12	0 00
5 Apr 00	BHIT MIER TOBACCO NPV	1 100 00	1 204 22	1 862 52	322 26	0 00	36 25	358 53	0 00
5 Apr 00	SEDOL 6752134								
1 Mar 00		1 100 00	1 503 93	1 862 52	322 26	0 00	36 25	358 53	0 00
5 Apr 00	COCA COLA AMATIL NPV	1 100 00	4 161 67	3 270 59	974 71	0 00	63 63	911 08	0 00
5 Apr 00	SEDOL 6123451								
1 Mar 00		1 100 00	4 161 67	3 270 59	974 71	0 00	63 63	911 08	0 00

THE WINTHROP ROCKEFELLER FOUNDATION
990-PF
12/31/2000
71-0285871

The Northern Trust Company

Generated by The Northern Trust Company from periodic data on 1/ Jan 01

Portfolio Statement

JAN 00 - 31 DEC 00

Account Number WRF01
Account Name WINTHROP ROCKEFELLER FDN

Realized Gain/Loss Detail - Tax Lots

Trade Date	Security Description	Shares/Par	Cost	Proceeds	Short Term	Long Term	Market	Realized gain/loss	Total
Settle Date	Acquisition Date								

Security Deliveries

Equities

5 Apr 00	COLES MER LIMITED NPV	1 800 00	7 308 42	7 308 65	267 97	148 36	0 00	- 416 33	0 00
1 Mar 00									
5 Apr 00	COLONIAL LTD NPV	1 400 00	6 753 06	5 516 57	1 343 83	107 34	0 00	1 236 49	0 00
1 Mar 00									
5 Apr 00	CSL A\$1	2 000 00	2 432 28	2 673 35	169 05	52 02	0 00	241 07	0 00
1 Mar 00									
5 Apr 00	CSR LIMITED OFD A\$1	1 600 00	3 148 67	3 497 10	39 61	68 04	0 00	28 43	0 00
1 Mar 00									
5 Apr 00	DAVID JONES NPV	400 00	403 31	317 77	8 08	6 18	0 00	14 26	0 00
1 Mar 00									
5 Apr 00	EMAIL LIMITED NPV	400 00	526 12	529 53	5 90	10 31	0 00	14 11	0 00
1 Mar 00									
5 Apr 00	FAULTHINGTON NPV	200 00	1 027 07	1 027 07	1 77 17	19 87	0 00	197 06	0 00
1 Mar 00									
5 Apr 00	FOSTERS BREWING GP NPV	2 700 00	7 010 31	7 131 48	47 59	138 76	0 00	91 17	0 00
1 Mar 00									
5 Apr 00	FUTURIS CORP NPV	500 00	942 06	942 06	13 21	18 32	0 00	31 53	0 00
1 Mar 00									

Portfolio Statement

1 JAN 00 - 31 DEC 00

Account Name: WINTHROP ROCKEFELLER FDN
Account number: WRF01

Realized Gain/Loss Detail - Tax Lots

Page 11 of 108

Trade Date	Security Description	Shares/Pair	Percent	Cost	Realized gain/loss			Total	
					Short Term	Market Long Term	Translation	Short Term	Long Term
Settle Date	Acquisition Date								
5 Apr 00	GEN PROPERTY TST UNITS NPV	2,300.00	3,676.40	3,625.16	115.78	0.00	70.54	45.24	0.00
5 Apr 00	SEDOL 6365636								
	1 Mar 00	2,300.00	3,670.40	3,625.16	115.78	0.00	70.54	45.24	0.00
5 Apr 00	GOODMAN FIELDER NPV	600.00	1,111.58	1,465.11	8.44	0.00	-28.51	20.07	0.00
5 Apr 00	SEDOL 6347519								
	1 Mar 00	600.00	1,115.58	1,465.11	8.44	0.00	-28.51	20.07	0.00
5 Apr 00	ILUKA RESOURCES NPV	300.00	668.44	683.49	1.75	0.00	13.30	15.05	0.00
5 Apr 00	SEDOL 6357575								
	1 Mar 00	300.00	668.44	683.49	1.75	0.00	13.30	15.05	0.00
5 Apr 00	JAMES HARDIE INDS HF /	600.00	1,111.28	1,377.36	94.13	0.00	-26.81	67.32	0.00
5 Apr 00	SEDOL 6403407								
	1 Mar 00	600.00	1,111.28	1,377.36	94.13	0.00	-26.81	67.32	0.00
5 Apr 00	LEIGHTON HOLDINGS NPV	400.00	1,134.54	1,194.48	36.70	0.00	-23.24	59.94	0.00
5 Apr 00	SEDOL 6511227								
	1 Mar 00	400.00	1,134.54	1,194.48	36.70	0.00	-23.24	59.94	0.00
5 Apr 00	LEND LEASE CORP ORD A30 50	600.00	5,705.52	10,569.77	678.20	0.00	206.05	884.25	0.00
5 Apr 00	SEDOL 6514004								
	1 Mar 00	600.00	5,705.52	10,569.77	678.20	0.00	206.05	884.25	0.00
5 Apr 00	MAYNE NICKLESS ORD A30 50	500.00	1,019.22	975.88	62.33	0.00	18.99	43.34	0.00
5 Apr 00	SEDOL 6574306								
	1 Mar 00	500.00	1,019.22	975.88	62.33	0.00	18.99	43.34	0.00
5 Apr 00	MIM HLDGS ORD A30 50	2,600.00	1,644.00	1,648.82	27.26	0.00	32.08	-4.82	0.00
5 Apr 00	SEDOL 6550167								
	1 Mar 00	2,600.00	1,644.00	1,648.82	27.26	0.00	32.08	-4.82	0.00
5 Apr 00	NATIONAL AUST BANK NPV	2,300.00	31,127.26	30,700.50	1,019.10	0.00	597.34	421.76	0.00
5 Apr 00	SEDOL 6624608								
	1 Mar 00	2,300.00	31,127.26	30,700.50	1,019.10	0.00	597.34	421.76	0.00

THE WINTHROP ROCKEFELLER FOUNDATION
990-PF
12/31/2000
71-0285871

The Northern Trust Company

Generated by The Northern Trust Company from periodic data on 17 Jan 01

Portfolio Statement
 1 JAN 00 - 31 DEC 00

Realized Gain/Loss Detail - Tax Lots

Trade Date Security Description Share / P # Proceed Cost Short Term Long Term Translation Short Term Long Term Total

Security Deliveries

Equities

5 Apr 00 SANTOS LIMITED NPV 2 102 84 2 133 48 11 01 0 00 41 51 30 50 0 00

1 Mar 00 500 00 2 102 84 2 133 38 11 01 41 51 30 50 0 00

5 Apr 00 SMITH-HOWARD LTD NPV 300 00 1 537 41 1 523 84 43 22 29 65 13 57 0 00

5 Apr 00 SEDOL 6216308 300 00 1 537 41 1 523 84 43 22 29 65 13 57 0 00

1 Mar 00 300 00 1 537 41 1 523 84 43 22 29 65 13 57 0 00

5 Apr 00 SONS OF GWYNETH LTD NPV 200 00 572 03 576 34 6 96 11 21 4 25 0 00

5 Apr 00 SEDOL 6821324 200 00 572 03 576 34 6 96 11 21 4 25 0 00

1 Mar 00 200 00 572 03 576 34 6 96 11 21 4 25 0 00

5 Apr 00 SOUTHCORP LTD NPV 1 000 00 2 733 69 2 733 69 258 23 53 19 205 04 0 00

5 Apr 00 SEDOL 6764689 1 000 00 2 733 69 2 733 69 258 23 53 19 205 04 0 00

1 Mar 00 1 000 00 2 733 69 2 733 69 258 23 53 19 205 04 0 00

5 Apr 00 STOCKLAND TRUST GP NPV 700 00 1 468 03 1 461 04 55 42 28 43 26 99 0 00

5 Apr 00 SEDOL 6850856 700 00 1 468 03 1 461 04 55 42 28 43 26 99 0 00

1 Mar 00 700 00 1 468 03 1 461 04 55 42 28 43 26 99 0 00

5 Apr 00 SUNCORP METWAY NPV 300 00 1 398 31 1 426 00 0 05 27 74 27 69 0 00

5 Apr 00 SEDOL 6585084 300 00 1 398 31 1 426 00 0 05 27 74 27 69 0 00

1 Mar 00 300 00 1 398 31 1 426 00 0 05 27 74 27 69 0 00

5 Apr 00 TELSTAR CORP NPV 11 500 00 56 048 19 56 048 67 77 87 1 020 55 1 012 68 0 00

5 Apr 00 SEDOL 6087289 11 500 00 56 048 19 56 048 67 77 87 1 020 55 1 012 68 0 00

1 Mar 00 11 500 00 56 048 19 56 048 67 77 87 1 020 55 1 012 68 0 00

5 Apr 00 WESTARMS LIMITED NPV 100 00 1 320 79 1 068 58 50 10 52 70 117 80 0 00

5 Apr 00 SEDOL 6119816 100 00 1 320 79 1 068 58 50 10 52 70 117 80 0 00

1 Mar 00 100 00 1 320 79 1 068 58 50 10 52 70 117 80 0 00

THE WINTROP ROCKFELLER FOUNDATION 990-PF 12/31/2000 71-0285871

Curricated by The Northern Trust Company from periodic data on 17 Jan 01

Portfolio Statement

JAN 00 - 31 DEC 00

Realized Gain/Loss Detail - Tax Lots

Trade Date Security Description Share / Par Price/s Cost Short Term Long Term Market Realized gain/loss Total Long Term

Security Deliveries

Equities

5 Apr 00	WESTFIELD TRUST UNITS NF*	2 000 00	4 953 33	4 314 41	144 54	0 00	48 92	0 00
5 Apr 00	SEDOL 6956312							
1 Mar 00		2 000 00	4 303 33	4 314 41	144 54	0 00	48 92	0 00

5 Apr 00	WESTPAC BKU CORP NFV	2 000 00	19 301 50	18 014 90	637 12	0 00	280 60	0 00
5 Apr 00	SEDOL 6070140							
1 Mar 00		2 000 00	19 301 50	18 014 90	637 12	0 00	280 60	0 00

5 Apr 00	WABC LTD NFV	1 000 00	7 172 61	6 847 88	470 97	0 00	347 93	0 00
5 Apr 00	SEDOL 6954980							
1 Mar 00		1 000 00	7 175 81	6 837 88	470 97	0 00	337 93	0 00

5 Apr 00	WOOLWORTHS LTD NFV	1 800 00	5 079 94	5 596 58	192 26	0 00	83 36	0 00
5 Apr 00	SEDOL 6981239							
1 Mar 00		1 800 00	5 079 94	5 596 58	192 26	0 00	83 36	0 00

Total Australia								
		1 800 00	5 079 94	5 596 58	192 26	0 00	83 36	0 00
		1 800 00	5 079 94	5 596 58	192 26	0 00	83 36	0 00

Austria

5 Apr 00	AUSTRIA TABAK NFV	48 00	1 602 03	1 698 90	80 24	0 00	- 15 97	0 00
5 Apr 00	SEDOL 6355921							
1 Mar 00		48 00	1 602 03	1 698 90	80 24	0 00	- 15 97	0 00

5 Apr 00	BA HOLDING AS NFV	184 00	6 853 08	7 316 40	1 009 21	0 00	942 68	0 00
5 Apr 00	SEDOL 4999621							
1 Mar 00		184 00	6 853 08	7 316 40	1 009 21	0 00	942 68	0 00

5 Apr 00	LEUHMILLER WILLY AG NFV	1 000	1 711 12	1 716 12	41 47	0 00	28 10	0 00
5 Apr 00	SEDOL 1379130							
1 Mar 00		1 000	1 711 12	1 716 12	41 47	0 00	28 10	0 00

5 Apr 00	GENERALI HELDING NFV	14 00	1 101 00	1 100 00	63 00	0 00	82 03	0 00
5 Apr 00	SEDOL 4178110							
1 Mar 00		14 00	1 101 00	1 100 00	63 00	0 00	82 03	0 00

5 Apr 00	THE WINTHROP ROCKEFELLER FOUNDATION	11 00	2 183 71	2 183 71	63 65	0 00	18 38	0 00
5 Apr 00	SEDOL 4178110							
1 Mar 00		11 00	2 183 71	2 183 71	63 65	0 00	18 38	0 00

The Northern Trust Company

12/31/2000
71-0285871

990-PF
THE WINTHROP ROCKEFELLER FOUNDATION

Account number WRF01
Account Name WINTHROP ROCKEFELLER FDN

Realized gain/loss

Page 14 of 108

Portfolio Statement

JAN 00 - 31 DEC 00

Account number WRF01
Account Name WINTHROP ROCKEFELLER FDN

Realized Gain/Loss Detail - Tax Lots

Trade Date Security Description Share/Pai Profit ell, Cost Short Term Long Term Martel Realized gain/loss Total Long Term

Security Deliveries

Equities

5 Apr 00 BEST ELEKTRIZITATS CLASS A NPV 54 00 0 244 87 493 35 0 00 52 52 545 87

1 Mar 00 54 00 0 244 87 493 35 0 00 - 52 52 545 87

5 Apr 00 OIV AG NPV(VAR) 45 00 3 072 74 3 890 32 184 86 0 00 32 72 217 58

1 Mar 00 48 00 3 072 74 3 890 32 - 184 86 0 00 32 72 217 58

5 Apr 00 VA TECHNOLOGIE AG NPV 34 00 2 096 80 2 030 86 83 03 0 00 17 09 65 94

1 Mar 00 34 00 2 096 80 2 030 86 83 03 0 00 17 09 65 94

5 Apr 00 WIENERBERGER BAUST NPV 156 00 3 050 84 2 805 54 479 66 0 00 - 24 35 455 31

1 Mar 00 156 00 3 050 84 2 805 54 479 66 0 00 24 35 455 31

Total Austria 29 553 25 - 29,002 91 794 27 0 00 - 243 93 550 34 0 00

Belgium

5 Apr 00 DELHAIZE LE LION NPV 81 00 4 167 33 4 044 02 437 63 0 00 39 07 476 70

1 Mar 00 81 00 4 167 33 4 044 02 437 63 0 00 39 07 476 70

5 Apr 00 ELCIKHABLL NPV (BELGIAN QUOTI) 100 00 27 000 20 26 807 02 680 72 0 00 26 14 434 58

1 Mar 00 100 00 27 000 20 26 807 02 680 72 0 00 26 14 434 58

5 Apr 00 FORTIS B NPV 1 100 00 47 162 54 26 003 09 5 109 62 0 00 240 48 4 609 14

1 Mar 00 1 150 00 37 462 54 28 593 09 5 109 62 0 00 240 48 4 609 14

5 Apr 00 GPE BRUKELLES LAM NPV 50 00 10 073 03 10 803 88 101 46 0 00 91 39 192 85

1 Mar 00 70 00 10 073 01 10 865 88 101 46 0 00 91 39 192 85

THE WINTHROP ROCKEFELLER FOUNDATION
990-PF
12/31/2000
71-0285871

The Northern Trust Company

Generated by The Northern Trust Company from periodic data on 17 Jan 01

Portfolio Statement

1 JAN 00 - 31 DEC 00

Account number WRF01
Account Name WINTHROP ROCKEFELLER FDN

Realized Gain/Loss Detail - Tax Lots

Page 16 of 108

Trade Date Settle Date	Security Description Acquisition Date	Share / P.U.	Proceed	Cost	Realized gain/loss			Total	
					Short Term	Market Long Term	Translation	Short Term	Long Term
Security Deliveries									
Equities									
5 Apr 00	KBC BANKVERZEKERING NPV	453 00	17 746 54	17 733 85	96 30	0 00	149 71	53 41	0 00
5 Apr 00	SEDOL 449771J								
	1 Mar 00	1 100	17 746 54	17 733 85	96 10	0 00	149 71	53 41	0 00
5 Apr 00	SOLVAY SA NPV	150 00	10 811 43	10 653 86	247 20	0 00	89 60	157 60	0 00
5 Apr 00	SEDOL 482110U								
	1 Mar 00	150 00	10 811 46	10 653 86	247 20	0 00	89 60	157 60	0 00
5 Apr 00	UCB NPV REE SHARES	250 00	9 176 61	8 637 26	611 97	0 00	72 64	539 33	0 00
5 Apr 00	SEDOL 55969J1								
	1 Mar 00	250 00	9 176 61	8 637 28	611 97	0 00	72 64	539 33	0 00
Total Belgium			113,360 29	- 108 082 60	6,186 72	0 00	- 909 03	5,277 69	0 00

Denmark

5 Apr 00	CARLSBERG A DKK20	51 00	1 421 22	1 641 56	201 81	0 00	18 33	220 14	0 00
5 Apr 00	SEDOL 4169206								
	1 Mar 00	51 00	1 421 22	1 641 36	201 81	0 00	18 33	220 14	0 00
5 Apr 00	CARLSBERG B DKK20	46 00	1 433 06	1 613 30	168 42	0 00	18 08	186 50	0 00
5 Apr 00	SEDOL 4169219								
	1 Mar 00	46 00	1 433 06	1 610 56	168 42	0 00	18 08	186 50	0 00
5 Apr 00	D/S SVENDBORG B DKK1000	1 00	15 916 56	15 183 38	902 71	0 00	169 53	733 18	0 00
5 Apr 00	SEDOL 4233048								
	1 Mar 00	1 00	15 916 56	15 183 38	902 71	0 00	- 169 53	733 18	0 00
5 Apr 00	D/S 1912 B DKK1000	2 00	22 513 40	21 412 46	1 340 03	0 00	239 09	1 100 94	0 00
5 Apr 00	SEDOL 424875L								
	1 Mar 00	2 00	22 513 40	21 412 46	1 340 03	0 00	239 09	1 100 94	0 00
5 Apr 00	DANISCO A/S DKK20	50 00	2 974 36	2 756 37	249 37	0 00	30 78	218 59	0 00
5 Apr 00	SEDOL 415556G								
	1 Mar 00	50 00	2 974 36	2 756 37	249 37	0 00	30 78	218 59	0 00

THE WINTHROP ROCKEFELLER FOUNDATION
990-PF
12/31/2000
71-0285871

Portfolio Statement

1 JAN 00 - 31 DEC 00

Realized Gain/Loss Detail - Tax Lots

Account number WRF01
 Account Name WINTHROP ROCKEFELLER FDN

Trade Date Security Description Short APB Profit Col Short Term Long Term Translation Short Term Long Term Total

Security Deliveries

Equities

5 Apr 00 DANISKE BANK AS DKK100 100 00 10 849 53 - 9 008 05 1 269 84 107 96 1 181 88 0 00

1 Mar 00 100 00 10 849 94 9 008 05 1 289 84 107 96 1 181 88 0 00

5 Apr 00 FLS INDUSTRIES SCR B DKK20 62 00 1 107 20 1 080 20 33 18 12 13 21 05 0 00

1 Mar 00 62 00 1 107 25 1 088 20 33 18 12 13 21 05 0 00

5 Apr 00 GROUP 4 FALCK DKK20 20 00 2 653 62 2 200 13 472 32 24 63 447 60 0 00

1 Mar 00 20 00 2 653 8 2 206 13 472 32 24 63 447 60 0 00

5 Apr 00 ISS INTERNATIONAL SLR B DKK10 70 00 3 021 55 3 700 30 26 63 41 38 14 75 0 00

1 Mar 00 50 00 1 911 5 3 700 30 26 63 41 38 14 75 0 00

5 Apr 00 NAVISIONDANSKARD DKK1 (BEARER) 42 00 3 191 22 4 300 80 765 85 48 09 813 33 0 00

1 Mar 00 1 00 1 111 1 1 00 3 765 85 48 09 813 33 0 00

5 Apr 00 NO C HONDUR / S DKK10 SLR B 11 00 10 00 100 - 11 771 00 1 836 17 164 37 1 731 20 0 00

1 Mar 00 115 00 10 505 80 12 724 60 1 896 17 164 97 1 731 20 0 00

5 Apr 00 TELE DANMARK A/S DKS5 370 00 27 708 26 28 312 31 257 58 316 47 574 05 0 00

1 Mar 00 330 00 27 768 26 28 342 31 257 58 316 47 574 05 0 00

5 Apr 00 TOPDANMARK AS DKK10 (REGD) 60 00 1 139 94 1 070 62 81 27 11 95 69 32 0 00

1 Mar 00 60 00 1 139 94 1 070 62 81 27 11 95 69 32 0 00

5 Apr 00 UNIDANMARK A DKKR100 108 00 7 007 00 6 300 94 770 48 70 42 700 06 0 00

1 Mar 00 104 00 7 007 00 6 300 94 770 48 70 42 700 06 0 00

1 Mar 00 104 00 7 007 00 6 300 94 770 48 70 42 700 06 0 00

THE WINTHROP ROCKEFELLER FOUNDATION
 990-PF
 12/31/2000
 71-0285871

The Northern Trust Company

Generated by The Northern Trust Company from periodic data on 17 Jan 01

Portfolio Statement

1 JAN 00 - 31 DEC 00

Realized Gain/Loss Detail - Tax Lots

Trade Date Security Description Shares/Pct Proceeds Cost Short Term Long Term Short Term Long Term Total

Security Deliveries

Equities

Trade Date	Security Description	Shares/Pct	Proceeds	Cost	Short Term	Long Term	Short Term	Long Term	Total
5 Apr 00	VESTAS WIND SYSTEM DKK10 SEDOL 5444893	10.00	5,477.63	4,567.99	960.64	-	51.00	-	909.64
1 Mar 00		16.00	5,477.63	4,567.99	960.64	-	51.00	-	909.64
5 Apr 00	WILLIAM DEMANT HOL DKK5 SEDOL 5217117	25.00	3,652.67	3,408.44	409.85	-	36.62	-	371.23
1 Mar 00		27.00	3,652.67	3,408.44	409.85	-	36.62	-	371.23
Total Denmark									
			127,781.97	- 122,106.56	7,038.83	0.00	- 1,363.42	-	5,675.41

Finland

Trade Date	Security Description	Shares/Pct	Proceeds	Cost	Short Term	Long Term	Short Term	Long Term	Total
5 Apr 00	INSTANTIA IUM NPV SEDOL 143166	100.00	7,720.76	7,720.51	504.42	-	27.36	-	531.78
1 Mar 00		100.00	7,720.76	7,720.51	504.42	-	27.36	-	531.78
5 Apr 00	KEMIRA OY NPV SEDOL 1513612	100.00	1,101.67	1,202.82	140.62	-	10.54	-	151.16
1 Mar 00		100.00	1,101.67	1,202.82	140.62	-	10.54	-	151.16
5 Apr 00	KESKO OYJ NIPV SLR B SEDOL 4430005	100.00	1,121.12	1,610.21	64.20	-	22.29	-	41.91
1 Mar 00		200.00	2,092.12	2,650.21	64.20	-	22.29	-	41.91
5 Apr 00	NETSO OYJ EURK170 SEDOL 5713422	200.00	2,787.20	2,630.94	178.78	-	22.13	-	156.65
1 Mar 00		200.00	2,787.20	2,630.94	178.78	-	22.13	-	156.65
5 Apr 00	NOKIA (AB) OY EURO 34 SEDOL 5655212	1,200.00	3,718.94	378,113.15	2,255.51	-	3,180.12	-	924.61
1 Mar 00		1,900.00	377,188.54	378,113.15	2,255.51	-	3,180.12	-	924.61
5 Apr 00	OUTOKUMPU OYJ A NPV SEDOL 4665148	200.00	7,347.10	7,237.71	263.18	-	18.82	-	244.36
1 Mar 00		200.00	7,347.10	7,237.71	263.18	-	18.82	-	244.36
1 Mar 00		1,000.00	7,114.71	7,114.71	0.00	-	0.00	-	0.00

THE WINTHROP ROCKEFELLER FOUNDATION

12/31/2000
71-0285871

The Northern Trust Company

Generated by The Northern Trust Company from periodic data on 17 Jan 01

Portfolio Statement

1 JAN 00 - 31 DEC 00

Account number: WRF01
 Account Name: WINTHROP ROCKEFELLER FDN

Realized Gain/Loss Detail - Tax Lots

Trade Date	Security Description	Share S/Pri	Proceeds	Cost	Short Term	Long Term	Market	Realized gain/loss	Total
Settle Date	Acquisition Date								

Security Deliveries

Equities

5 Apr 00	ORJ HARTWALL ABF A NPV	100 00	1 475 18	1 473 31	108 32	12 45	95 87	0	0
5 Apr 00	SEDOL 5446941								
1 Mar 00		100 00	1 575 18	1 479 31	108 32	12 45	95 87	0	0
5 Apr 00	RAISIO YHTYMA OYJ NPV (GRV) SEK V	300 00	750 36	750 36	823 98	66 69	66 69	0	0
5 Apr 00	SEDOL 5446832								
1 Mar 00		300 00	750 36	750 36	823 98	66 69	66 69	0	0
5 Apr 00	RAUTAKUUKKI OYJ H NPV	200 00	1 104 19	1 104 17	27 54	9 32	16 22	0	0
5 Apr 00	SEDOL 4725652								
1 Mar 00		200 00	1 126 49	1 108 27	27 54	9 32	18 22	0	0
5 Apr 00	SAMPO LEONIA OYJ NPV	100 00	3 604 30	3 469 37	364 11	29 18	334 93	0	0
5 Apr 00	SEDOL 5226038								
1 Mar 00		100 00	3 801 30	3 469 37	364 11	29 18	334 93	0	0
5 Apr 00	SORFA OYJ A V	1 000 00	7 184 13	64 237 31	21 916 70	836 12	22 752 82	0	0
5 Apr 00	SEDOL 5556586								
1 Mar 00		1 000 00	64 237 45	86 290 94	20 037 75	725 74	20 763 49	0	0
5 Apr 00	SEDOL 5482393								
5 Apr 00	STOCKMANN OYJ ABF EUR 2 B	100 00	1 526 43	1 510 02	0 57	12 96	13 53	0	0
5 Apr 00	SEDOL 5482393								
1 Mar 00		100 00	1 526 43	1 510 02	0 57	12 96	13 53	0	0
5 Apr 00	THE CITIATION OYJ OLD TR V	100 00	1 526 43	1 526 43	1 271 82	12 96	1 300 38	0	0
5 Apr 00	SEDOL 5479702								
1 Mar 00		100 00	1 526 43	1 526 43	1 271 82	12 96	1 300 38	0	0
5 Apr 00	UPM KYMINEN OYJ NPV	300 00	12 028 64	11 179 06	843 58	94 02	849 56	0	0
5 Apr 00	SEDOL 5051252								
1 Mar 00		300 00	12 028 64	11 179 06	843 58	94 02	849 56	0	0
5 Apr 00	UPHON OYJ EUR 2	100 00	1 705 77	1 705 77	58 97	14 34	73 31	0	0
5 Apr 00	SEDOL 5235271								
1 Mar 00		100 00	1 705 77	1 705 77	58 97	14 34	73 31	0	0

THE WINTHROP ROCKEFELLER FOUNDATION

990-PF
 12/31/2000

Generated by The Northern Trust Company from periodic data on 17 Jan 01

The Northern Trust Company

Portfolio Statement
 1 JAN 00 - 31 DEC 00

Account Number WFF01
 Account Name WINTHROP ROCKEFELLER FDN

Realized Gain/Loss Detail - Tax Lots

Trade Date Security Description Share / P Price Cost Short Term Long Term
 Realized gain/loss
 Total Long Term

Security Deliveries

Equities

5 Apr 00	WARTSLA OJ LBP B EUR35	SEDOL 4525149	100 00	1 852 71	2 052 71	202 51	17 36	219 77	0 00
1 Mar 00			100 00	1 832 91	2 052 71	202 51	17 36	- 219 77	0 00
Total Finland									
			490 366 59	- 514,696 07	- 19,957 08	0 00	- 4 372 40	- 24,329 48	0 00

France

5 Apr 00	ACCOR EUR3	SEDOL 5852812	300 00	12 171 84	11 098 65	1 166 53	- 93 34	1 073 19	0 00
1 Mar 00			300 00	12 171 81	11 098 65	1 166 53	93 34	1 073 19	0 00
5 Apr 00	AIR LIQUIDE (L) EUR11	SEDOL 4011406	175 00	18 639 62	17 100 80	1 682 64	143 82	1 538 82	0 00
1 Mar 00			175 00	18 639 62	17 100 80	1 682 64	143 82	1 538 82	0 00
5 Apr 00	ALCATEL EUR10	SEDOL 4216825	350 00	63 663 87	63 157 80	12 706 78	765 20	13 471 98	0 00
1 Mar 00			300 00	63 713 60	71 100 72	10 789 17	598 00	11 387 17	0 00
2 Mar 00			50 00	9 952 27	12 037 08	1 917 61	167 20	2 084 81	0 00
5 Apr 00	AVENTIS SA FRANCE EUR3 62	SEDOL 4736817	1 200 00	70 109 73	61 389 44	9 236 66	- 516 31	8 720 35	0 00
1 Mar 00			1 200 00	70 109 79	61 389 44	9 236 66	516 31	8 720 35	0 00
5 Apr 00	AXA EUR3 15	SEDOL 4026927	520 00	60 109 75	69 026 62	17 484 99	562 02	16 906 97	0 00
1 Mar 00			550 00	60 109 79	69 202 82	17 488 99	582 02	16 906 97	0 00
5 Apr 00	BIC EUR3 83	SEDOL 5298781	100 00	4 441 11	4 359 50	74 63	36 66	111 29	0 00
1 Mar 00			100 00	4 448 21	4 359 50	74 63	36 66	111 29	0 00
5 Apr 00	BNP PARIBAS LUNA	SEDOL 4136657	700 00	60 110 38	60 110 38	0 00	0 00	4 635 98	0 00
1 Mar 00			700 00	60 110 38	60 110 38	0 00	0 00	4 635 98	0 00

THE WINTHROP ROCKEFELLER FOUNDATION
 990-PF
 12/31/2000

The Northern Trust Company

as indicated by The Northern Trust Company from periodic data on 17 Jan 01

Portfolio Statement

1 JAN 00 - 31 DEC 00

Account number WRF01
Account Name WINTHROP ROCKEFELLER FDN

Realized Gain/Loss Detail - Tax Lots

Trade Date	Security Description	Shares/Par	Traced	Cost	Short Term	Long Term	Market	Realized gain/loss	Short Term	Long Term	Total
------------	----------------------	------------	--------	------	------------	-----------	--------	--------------------	------------	-----------	-------

Security Deliveries

Equities

5 Apr 00	BOURGUES EUR10	SEDOL 411519	50.00	42 511.13	9 194.17	357.53	0.00	0.00	0.00	0.00	0.00
1 Mar 00			50.00	42 511.13	9 194.17	357.53	0.00	0.00	0.00	0.00	0.00
5 Apr 00	CANAL PLUS EUR0 75	SEDOL 5718988	200.00	41 355.61	57 034.77	15 199.47	0.00	0.00	0.00	0.00	0.00
1 Mar 00			200.00	41 355.61	57 034.77	15 199.47	0.00	0.00	0.00	0.00	0.00
5 Apr 00	CAP GEANNI EUR8	SEDOL 416343	150.00	35 753.52	43 055.44	6 855.61	0.00	0.00	0.00	0.00	0.00
1 Mar 00			150.00	35 753.52	43 055.44	6 855.61	0.00	0.00	0.00	0.00	0.00
1 Mar 00			100.00	33 865.35	28 710.07	4 602.25	0.00	0.00	0.00	0.00	0.00
2 Mar 00			50.00	11 333.17	14 380.37	2 253.38	0.00	0.00	0.00	0.00	0.00
5 Apr 00	CARREFOUR EUR2 5	SEDOL 5841527	550.00	63 307.88	84 251.53	14 235.06	0.00	0.00	0.00	0.00	0.00
1 Mar 00			550.00	63 307.88	84 251.53	14 235.06	0.00	0.00	0.00	0.00	0.00
5 Apr 00	CASINO GUICH PFR EUR1 53	SEDOL 4178419	150.00	13 711.22	13 418.10	405.97	0.00	0.00	0.00	0.00	0.00
1 Mar 00			150.00	13 711.22	13 418.10	405.97	0.00	0.00	0.00	0.00	0.00
5 Apr 00	CIE DE ST-GOBAIN EUR16	SEDOL 4768371	140.00	19 847.28	19 685.43	347.22	0.00	0.00	0.00	0.00	0.00
1 Mar 00			140.00	19 847.28	19 685.43	347.22	0.00	0.00	0.00	0.00	0.00
5 Apr 00	CLUB MEDITERRANEE PHF25	SEDOL 4204370	50.00	4 572.79	5 882.44	759.68	0.00	0.00	0.00	0.00	0.00
1 Mar 00			50.00	4 572.79	5 882.44	759.68	0.00	0.00	0.00	0.00	0.00
5 Apr 00	DAHOME EUR2	SEDOL 4070236	100.00	1 352.02	1 991.08	3 566.08	0.00	0.00	0.00	0.00	0.00
1 Mar 00			100.00	1 352.02	1 991.08	3 566.08	0.00	0.00	0.00	0.00	0.00
5 Apr 00	DASSAULT SYSTEMES EUR1	SEDOL 5740017	400.00	13 161.11	21 377.53	6 473.68	0.00	0.00	0.00	0.00	0.00
1 Mar 00			400.00	13 161.11	21 377.53	6 473.68	0.00	0.00	0.00	0.00	0.00
5 Apr 00			900.00	21 927.55	21 927.55	6 573.68	0.00	0.00	0.00	0.00	0.00
1 Mar 00			900.00	21 927.55	21 927.55	6 573.68	0.00	0.00	0.00	0.00	0.00

The Northern Trust Company

12/31/2000
71-0285871

As included by The Northern Trust Company from periodic data on 17 Jan 01

Portfolio Statement

1 JAN 00 - 31 DEC 00

Account number WRF01
Account Name WINTHROP ROCKEFELLER FDN

Realized Gain/Loss Detail - Tax Lots

Trade Date Settle Date	Security Description Acquisition Date	Shares / Pts	Entered	Cost	Realized gain/loss				
					Short Term	Market Long Term	Translation	Short Term	Long Term
5 Apr 00	EURAFRANCE FRF200	10 00	1 747 02	4 737 86	210 49	0 00	40 35	250 84	0 00
5 Apr 00	SEDOL 4321547								
	1 Mar 00	- 10 00	4 547 02	4 797 86	210 49	0 00	40 35	250 84	0 00
5 Apr 00	FRANCE TELECOM EUR4	1 650 00	255 356 22	275 690 54	17 985 94	0 00	2 368 08	20 354 02	0 00
5 Apr 00	SEDOL 5176177								
	1 Mar 00	1 600 00	247 599 05	266 676 06	16 834 14	0 00	2 242 87	19 077 01	0 00
	2 Mar 00	50 00	7 737 47	9 014 48	1 151 80	0 00	125 21	1 277 01	0 00
5 Apr 00	GECINA FRF100	50 00	4 964 20	5 135 06	127 67	0 00	43 19	170 86	0 00
5 Apr 00	SEDOL 4391807								
	1 Mar 00	50 00	4 964 20	5 135 06	127 67	0 00	43 19	170 86	0 00
5 Apr 00	IMERYS EUR8	50 00	6 300 72	- 6 063 58	282 19	0 00	51 05	231 14	0 00
5 Apr 00	SEDOL 4457765								
	1 Mar 00	50 00	6 400 71	6 061 58	282 19	0 00	51 05	231 14	0 00
5 Apr 00	L OREAL EUR2	100 00	70 611 33	67 006 22	4 201 73	0 00	503 58	3 638 17	0 00
5 Apr 00	SEDOL 4534787								
	1 Mar 00	100 00	70 611 33	67 006 22	4 201 73	0 00	503 58	3 638 17	0 00
5 Apr 00	LAFARGE FR2 IBR1	200 00	17 756 56	15 202 84	2 681 57	0 00	127 86	2 553 71	0 00
5 Apr 00	SEDOL 4502706								
	1 Mar 00	200 00	17 756 56	15 202 84	2 681 57	0 00	127 86	2 553 71	0 00
5 Apr 00	LAGARDERE SCA FR1407REGD	200 00	12 782 31	10 233 60	6 285 42	0 00	161 82	6 447 24	0 00
5 Apr 00	SEDOL 4547213								
	1 Mar 00	200 00	12 782 31	10 233 60	6 285 42	0 00	161 82	6 447 24	0 00
5 Apr 00	LVMH MOET HENNESSY EUR1	150 00	63 007 16	55 435 46	8 037 92	0 00	466 24	7 571 68	0 00
5 Apr 00	SEDOL 4535649								
	1 Mar 00	150 00	63 007 16	55 435 46	8 037 92	0 00	466 24	7 571 68	0 00
5 Apr 00	MICHELIN CGDI EUR2IBREGD	10 00	7 116 35	6 717 00	156 14	0 00	56 49	399 95	0 00
5 Apr 00	SEDOL 4523361								
	1 Mar 00	10 00	7 116 35	6 717 00	156 14	0 00	56 49	399 95	0 00

THE WINTHROP ROCKEFELLER FOUNDATION
990-PF
12/31/2000
71 0285871

Portfolio Statement

1 JAN 00 - 31 DEC 00

Account number: WRT01
 Account Name: WINTROP ROCKFELLER FDN

Realized Gain/Loss Detail - Tax Lots

Trade Date Security Description Shares/Pair Price/cell Cost Short Term Long Term Market Realized gain/loss Total

Settle Date Acquisition Date Short Term Long Term Total

Security Deliveries

Equities

5 Apr 00	PECHINER A EUR15 25(ORD)	100 00	5 250 60	5 828 70	529 11	0 00	49 02	578 13	0 00
1 Mar 00		100 00	5 250 60	5 828 70	529 11	0 00	49 02	578 13	0 00

5 Apr 00	PERNOD RICARD FRFL0	100 00	5 110 35	5 001 81	149 27	0 00	42 13	107 14	0 00
5 Apr 00	SEDOL 4447329								
1 Mar 00		100 00	5 110 35	5 001 81	149 27	0 00	42 13	107 14	0 00

5 Apr 00	FEUGOT SA LURS	7 00	16 627 37	12 571 35	1 456 98	0 00	130 36	1 326 02	0 00
5 Apr 00	SEDOL 4283227								
1 Mar 00		75 00	16 627 37	12 571 35	1 456 98	0 00	130 36	1 326 02	0 00

5 Apr 00	PIN PRINTEMPS REDO FRF20	200 00	27 957 04	40 056 54	2 357 56	0 00	341 94	2 699 50	0 00
5 Apr 00	SEDOL 5505072								
1 Mar 00		200 00	17 457 04	40 056 54	2 357 56	0 00	341 94	2 699 50	0 00

5 Apr 00	SAGEN SA FRFL0	20 00	26 730 31	25 041 07	1 691 93	0 00	210 67	1 681 26	0 00
5 Apr 00	SEDOL 5729043								
1 Mar 00		20 00	26 730 31	25 041 07	1 691 93	0 00	210 67	1 681 26	0 00

5 Apr 00	SANOFI SYNTHELABO EUR2	1 100 00	42 716 80	41 860 83	748 05	0 00	352 08	395 97	0 00
5 Apr 00	SEDOL 5671735								
1 Mar 00		1 100 00	42 256 80	41 860 83	748 05	0 00	352 08	395 97	0 00

5 Apr 00	SCHLIPPER ET CTIC EUR8 (RM)	00 00	0 131 5	19 811 81	645 44	0 00	166 63	676 81	0 00
5 Apr 00	SEDOL 4834108								
1 Mar 00		700 00	40 131 91	19 811 81	645 44	0 00	166 63	676 81	0 00

5 Apr 00	SIDEL EUR2 4	100 00	6 44 63	6 391 60	1 566 67	0 00	70 50	1 637 17	0 00
5 Apr 00	SEDOL 5092433								
1 Mar 00		100 00	6 44 63	6 391 60	1 566 67	0 00	70 50	1 637 17	0 00

5 Apr 00	SIMC OF THE 10001 (L)	00 00	1 131 01	1 874 08	19 01	0 00	14 00	1 181	0 00
5 Apr 00	SEDOL 1101 14001 (L)								
1 Mar 00		100 00	6 44 63	8 341 80	1 566 67	0 00	70 50	1 637 17	0 00

1 Mar 00		00 00	1 131 01	1 874 08	1 101	0 00	1 00	1 181	0 00
----------	--	-------	----------	----------	-------	------	------	-------	------

THE WINTROP ROCKFELLER FOUNDATION
 990-PF
 12/31/2000
 71 0285071
 calculated by The Northern Trust Company from periodic data on 17 Jan 01
 The Northern Trust Company

Portfolio Statement

JAN 00 - 31 DEC 00

Account Number WRF01
Account Name WINTHROP ROCKEFELLER FDN

Realized Gain/Loss Detail - Tax Lots

Trade Date Security Description Share # B Proceeds Col 1 Short Term Long Term Total
 Realized gain/loss
 Settlement Date Acquisition Date

Security Deliveries

Equities

5 Apr 00 SOC GENERALE EUR5 150 00 33 271 06 31 480 55 1 997 25 264 84 1 732 41 0 00

1 Mar 00 150 00 33 221 98 31 480 55 1 997 25 - 264 84 1 732 41 0 00

5 Apr 00 SODEXHO ALLIANCE EUR16 50 00 7 075 89 6 927 02 1 007 13 58 26 948 87 0 00

1 Mar 00 50 00 7 875 84 6 927 02 1 007 13 58 26 948 87 0 00

5 Apr 00 SUEZ LYONN EAUX EUR10 500 00 02 095 47 49 943 96 2 571 58 430 05 2 151 51 0 00

1 Mar 00 300 00 49 095 47 49 943 96 2 571 58 430 05 2 151 51 0 00

5 Apr 00 TECHNIP FRF20 50 00 6 534 61 4 530 70 1 041 50 46 59 994 91 0 00

1 Mar 00 50 00 6 734 61 4 530 70 1 041 50 46 59 994 91 0 00

5 Apr 00 THALES EUR3 SEDOL 4162791 300 00 13 116 90 11 850 13 1 366 48 99 66 1 266 82 0 00

1 Mar 00 300 00 13 116 95 11 850 13 1 366 48 99 66 1 266 82 0 00

5 Apr 00 TOTAL FINA LFF EUR10 SEDOL 4905413 1 000 00 1 11 017 1 160 016 03 32 084 32 0 00 1 387 70 30 696 62 0 00

1 Mar 00 1 120 00 187 311 29 153 892 70 30 712 90 0 00 1 294 31 29 448 59 0 00

2 Mar 00 50 00 7 971 6 6 793 33 1 341 42 93 39 1 248 03 0 00

5 Apr 00 USINOR FRI 20 SEDOL 4894541 400 00 6 256 30 - 5 792 11 553 50 48 71 504 79 0 00

1 Mar 00 400 00 6 256 90 5 792 11 553 50 - 48 71 504 79 0 00

5 Apr 00 VALEO EUR3 SEDOL 4937579 100 00 5 298 33 5 009 81 330 65 42 13 288 52 0 00

1 Mar 00 100 00 5 298 33 5 009 81 330 65 42 13 288 52 0 00

5 Apr 00 VIVENDI EUR5 SEDOL 5637237 2 0 00 3 1 133 1 113 120 03 16 006 84 0 00 16 991 30 0 00

1 Mar 00 900 00 11 073 30 107 081 70 15 110 08 900 64 16 010 72 0 00

The Northern Trust Company

THE WINTHROP ROCKEFELLER FOUNDATION
990-PF
12/31/2000

Generated by The Northern Trust Company from periodic data on 17 Jan 01

Portfolio Statement

1 JAN 00 - 31 DEC 00

Account number WTRF01
Account Name WINTHORP ROCKEFELLER FDN

Realized Gain/Loss Detail - Tax Lots

Trade Date Security Description
 Settlement Date Acquisition Date
 Shares / Cost Proceeds
 Short Term Long Term Translation Short Term Long Term Total

Security Deliveries

Equities

2 Mar 00 50 00 5 059 07 6 040 33 896 76 0 00 - 83 90 980 66

Total France 1 597 279 76 - 1,619,659 69 - 8 493 72 0 00 - 13,886 21 - 22,379 93 0 00

Germany

5 Apr 00 ADIDAS SALOMON AG NPV 50 00 2 792 35 2 673 50 141 35 0 00 22 49 118 86 0 00

1 Mar 00 50 00 2 792 30 2 673 50 141 35 0 00 - 22 49 118 86 0 00

5 Apr 00 ALLIANZ AG DEMS REGD (VINKULIERT) DEM - 400 00 141 737 17 132 884 22 31 024 69 0 00 1 176 54 29 848 15 0 00

1 Mar 00 400 00 161 737 47 139 889 32 31 024 69 0 00 1 176 54 29 848 15 0 00

5 Apr 00 BASF AG NPV 250 00 43 708 64 43 149 98 2 672 18 0 00 2 508 85 0 00

1 Mar 00 650 00 43 708 81 43 199 98 2 872 18 0 00 2 508 85 0 00

5 Apr 00 BAYER AG OKD NPV 1 150 00 17 918 30 1 522 83 0 00 4 119 83 0 00

1 Mar 00 1 150 00 17 918 36 1 522 83 0 00 4 119 83 0 00

5 Apr 00 BAYER HYPO VEREINS OKD NPV 650 00 41 764 92 36 133 25 5 435 56 0 00 5 131 67 0 00

1 Mar 00 650 00 41 764 92 36 133 25 5 435 56 0 00 5 131 67 0 00

5 Apr 00 BEIERSDORF AG SER A B C DEMS (PAR) 150 00 10 036 19 9 032 11 1 082 04 0 00 75 98 1 006 08 0 00

1 Mar 00 150 00 10 036 19 9 032 11 1 082 04 0 00 75 98 1 006 08 0 00

5 Apr 00 BUDEUS AG NPV SEDOL 5733466 100 00 1 070 64 1 055 93 127 80 0 00 114 71 0 00

1 Mar 00 100 00 1 070 64 1 055 93 127 80 0 00 114 71 0 00

5 Apr 00 CONTINENTAL AG OKD (R) SEDOL 4598580 200 00 3 277 57 2 53 58 0 00 226 01 0 00

1 Mar 00 200 00 3 277 57 2 53 58 0 00 226 01 0 00

Portfolio Statement

1 JAN 00 - 31 DEC 00

Account Number WRF01
Account Name WINTHROP ROCKEFELLER FDN

Realized Gain/Loss Detail - Tax Lots

Trade Date	Security Description	Shares/P	Proceeds	Cost	Short Term	Long Term	Market	Realized gain/loss	Total
Sell/ Acq	Date				Realized	Realized	Value		

Security Deliveries

Equities

5 Apr 00	DAIMLERCHRSITLER AG ORD HPV/FEGD,	104 47 78	104 47 61	105 427 61	73 13	886 70	0.00	886 70	0.00
5 Apr 00	SEDOL 5529027								
1 Mar 00									
5 Apr 00	DEUT TELER REGD HPV/FEGD,	330 515 01	330 427 34	336 427 34	58 560 85	3 350 98	0.00	3 350 98	0.00
5 Apr 00	SEDOL 5842559								
1 Mar 00									
5 Apr 00	DEUTSCHE BANK AG HPV/FEGD,	60 515 51	60 512 34	60 512 34	10 448 42	0.00	0.00	11 026 83	0.00
5 Apr 00	SEDOL 5750355								
1 Mar 00									
5 Apr 00	DEUTSCHE LUFTHANSA ORD NPV FEGD/HPV/FEGD,	14 233 63	14 233 63	13 410 87	935 81	112 79	0.00	823 02	0.00
5 Apr 00	SEDOL 5287486								
1 Mar 00									
5 Apr 00	DOUGLAS HLDG AG ORD NPV	1 527 19	1 541 18	1 07	12 96	14 03	0.00	14 03	0.00
5 Apr 00	SEDOL 4336880								
1 Mar 00									
5 Apr 00	DRESNER BANK AG HPV/FEGD,	38 047 73	38 052 61	2 279 73	325 09	2 604 88	0.00	2 604 88	0.00
5 Apr 00	SEDOL 5601628								
1 Mar 00									
5 Apr 00	E ON AG NPV	40 400 95	36 217 07	4 488 49	304 61	4 183 88	0.00	4 183 88	0.00
5 Apr 00	SEDOL 4942904								
1 Mar 00									
5 Apr 00	EM TV MERCHANDISING ORD NPV	13 365 16	20 771 44	7 231 59	174 69	7 406 28	0.00	7 406 28	0.00
5 Apr 00	SEDOL 5352353								
1 Mar 00									
5 Apr 00	FRESENIUS MEDICAL NPV	7 322 20	7 052 27	323 24	59 31	269 93	0.00	269 93	0.00
5 Apr 00	SEDOL 5129071								
1 Mar 00									

THE WINTHROP ROCKEFELLER FOUNDATION

990-PF

12/31/2000

71-0285871

Generated by The Northern Trust Company from periodic data on 17 Jan 01

The Northern Trust Company

Portfolio Statement

1 JAN 00 - 31 DEC 00

Account number: WRF01
Account Name: WINTHROP ROCKEFELLER FDN

Realized Gain/Loss Detail - Tax Lots

Trade Date Security Description Share #/Pr Price Cost Short Term Long Term Translation Short Term Long Term Total

Security Deliveries

Equities

5 Apr 00	GEHE AG NPV	100 00	3 227 48	3 227 48	140 35	0 00	27 14	113 81	0 00	0 00
1 Mar 00		- 100 00	3 241 29	3 227 48	140 95	0 00	27 14	113 81	0 00	0 00
5 Apr 00	HEIDELBERGER ZEMEN NPV	100 00	5 441 33	5 684 21	194 87	0 00	47 81	242 68	0 00	0 00
5 Apr 00	SEDOL 5120879					0 00		242 68	0 00	0 00
1 Mar 00		100 00	5 441 33	5 634 21	194 87	0 00	- 47 81	242 68	0 00	0 00
5 Apr 00	HOCHTIEF AG DEMS	100 00	2 768 50	2 456 74	332 42	0 00	20 66	311 76	0 00	0 00
1 Mar 00		100 00	2 768 50	2 456 74	332 42	0 00	20 66	311 76	0 00	0 00
5 Apr 00	SEDOL 5108664					0 00		311 76	0 00	0 00
1 Mar 00		100 00	2 768 50	2 456 74	332 42	0 00	- 47 81	242 68	0 00	0 00
5 Apr 00	KAMPS AG NPV	50 00	1 031 03	1 041 57	976 55	0 00	33 99	1 010 54	0 00	0 00
1 Mar 00		0 00	1 031 01	1 031 77	976 55	0 00	11 94	1 010 54	0 00	0 00
5 Apr 00	KASJADI QUELL AG NPV	00 00	0 00 00	0 00 00	24 36	0 00	1 66	2 40	0 00	0 00
5 Apr 00	SEDOL 5796569					0 00		2 40	0 00	0 00
1 Mar 00		200 00	0 128 42	0 165 92	24 36	0 00	51 66	27 50	0 00	0 00
5 Apr 00	LINDE AG NPV	200 00	3 534 01	8 766 19	337 94	0 00	69 52	268 42	0 00	0 00
5 Apr 00	SEDOL 5740817					0 00		268 42	0 00	0 00
1 Mar 00		200 00	8 734 61	8 266 19	337 94	0 00	69 52	268 42	0 00	0 00
5 Apr 00	MAN AG ORD NPV	1 00 00	5 007 40	5 007 40	433 28	0 00	42 11	391 17	0 00	0 00
5 Apr 00	SEDOL 5563520					0 00		391 17	0 00	0 00
1 Mar 00		150 00	5 008 57	5 007 40	433 28	0 00	42 11	391 17	0 00	0 00
5 Apr 00	MERCK KGAA DEMS	250 00	7 137 23	6 430 66	1 260 46	0 00	54 00	1 266 57	0 00	0 00
5 Apr 00	SEDOL 4741844					0 00		1 266 57	0 00	0 00
1 Mar 00		250 00	7 637 23	6 430 66	1 260 46	0 00	- 54 09	1 266 37	0 00	0 00
5 Apr 00	METRO AG ORD NPV	400 00	16 714 63	15 125 77	1 746 07	0 00	127 21	1 618 86	0 00	0 00
5 Apr 00	SEDOL 5041413					0 00		1 618 86	0 00	0 00
1 Mar 00		400 00	16 714 63	15 125 77	1 746 07	0 00	127 21	1 618 86	0 00	0 00

THE WINTHROP ROCKEFELLER FUND

990-PF
12/31/2000
71-0285871

Generated by The Northern Trust Company from periodic data on 17 Jan 01

The Northern Trust Company

Portfolio Statement

1 JAN 00 - 31 DEC 00

Account number: WRF01
 Account Name: WINTHROP ROCKEFELLER FDN

Realized Gain/Loss Detail - Tax Lots

Trade Date Security Description Amount Profit/Loss Cost Short Term Long Term Total
 Settled Date Acquired from Buy/Sell Realized Gain/Loss Short Term Long Term

Security Deliveries

Equities

5 Apr 00	MÜNCHENER RÜCKVERS NPVREGD,	300.00	99.093.08	83.817.98	15.980.05	0.00	15.275.10	0.00
5 Apr 00	SEDOL 5294121							
1 Mar 00		300.00						

5 Apr 00	FREUSSAG AG NPV	200.00	11.527.15	11.101.25	132.84	96.64	36.20	0.00
5 Apr 00	SEDOL 566292							
1 Mar 00		250.00						

5 Apr 00	RWE AG NPV	750.00	27.673.03	25.354.94	2.531.34	213.25	2.318.09	0.00
5 Apr 00	SEDOL 5007307							
1 Mar 00		750.00						

5 Apr 00	SAP AG ORD NPV	100.00	49.629.74	64.034.05	14.698.98	546.13	19.245.11	0.00
5 Apr 00	SEDOL 4846784							
1 Mar 00		100.00						

5 Apr 00	SCHERING AG ORD NPV	100.00	11.272.08	12.023.55	2.349.60	101.12	2.248.53	0.00
5 Apr 00	SEDOL 4845757							
1 Mar 00		100.00						

5 Apr 00	SGL CARBON AG ORD NPV	50.00	3.830.21	4.821.94	891.17	40.56	931.73	0.00
5 Apr 00	SEDOL 4818351							
1 Mar 00		0.00						

5 Apr 00	SIEMENS AG NPVREGD	500.00	11.836.60	11.743.04	43.503.29	1.385.00	44.888.89	0.00
5 Apr 00	SEDOL 5727973							
1 Mar 00		500.00						

5 Apr 00	THYSENKRUPP AG NPV	800.00	12.816.02	-19.338.27	-444.68	164.33	-260.30	0.00
5 Apr 00	SEDOL 5636927							
1 Mar 00		800.00						

5 Apr 00	VIAQ / G. NPV	10.00	0.13364	0.06714	111.08	157.13	1.202.41	0.00
5 Apr 00	SEDOL 5261581							
1 Mar 00		10.00						

1 Mar 00		10.00						0.00
----------	--	-------	--	--	--	--	--	------

THE WINTHROP ROCKEFELLER FOUNDATION
 990-PF
 12/31/2000
 71-0285871

The Northern Trust Company

Generated by The Northern Trust Company from periodic data on 17 Jan 01

Portfolio Statement

1 JAN 00 - 31 DEC 00

Realized Gain/Loss Detail - Tax Lots

Account number WRF01
 Account Name WINTHROP ROCKEFELLER FDN

Trade Date Security Description
 Settle Date Acquisition Date
 Shares/Pri Proceeds Cost Short Term Long Term
 Realized gain/loss
 Martel Translation Short Term Long Term Total

Security Deliveries

Equities

Trade Date	Security Description	Settle Date	Acquisition Date	Shares/Pri	Proceeds	Cost	Short Term	Long Term	Realized gain/loss
5 Apr 00	VOLKS WAGEN AG ORD NPV	5 Apr 00	5 Apr 00	21 002 39	20 424 61	749 56	749 56	171 78	577 78
1 Mar 00		1 Mar 00	1 Mar 00	21 002 39	20 424 61	749 56	749 56	171 78	577 78
5 Apr 00	WCM BETEILIGUNG NPV	5 Apr 00	5 Apr 00	1 923 63	8 490 19	495 15	495 15	71 41	566 56
1 Mar 00		1 Mar 00	1 Mar 00	1 923 63	8 490 19	495 15	495 15	71 41	566 56
5 Apr 00	TOTAL GERMANY	5 Apr 00	5 Apr 00	1 404 883 08	- 1 476 739 89	- 59 436 69	0 00	- 12 420 12	- 71 856 81
1 Mar 00		1 Mar 00	1 Mar 00	1 404 883 08	- 1 476 739 89	- 59 436 69	0 00	- 12 420 12	- 71 856 81

Hong Kong

Trade Date	Security Description	Settle Date	Acquisition Date	Shares/Pri	Proceeds	Cost	Short Term	Long Term	Realized gain/loss
5 Apr 00	- SOUTH CHINA MORNING POST HOLDINGS LTD (1450 10 PAR)	5 Apr 00	5 Apr 00	1 849 34	2 034 91	184 59	184 59	0 98	185 57
1 Mar 00		1 Mar 00	1 Mar 00	1 849 34	2 034 91	184 59	184 59	0 98	185 57
5 Apr 00	BANK OF EAST ASIA LTD	5 Apr 00	5 Apr 00	4 850 66	- 5 270 16	407 96	407 96	2 54	410 50
1 Mar 00		1 Mar 00	1 Mar 00	4 850 66	- 5 270 16	407 96	407 96	2 54	410 50
5 Apr 00	CABLE & WIRELESS HKT HKDU 50	5 Apr 00	5 Apr 00	16 600 00	16 736 11	57 142 50	10 878 64	27 32	10 506 16
1 Mar 00		1 Mar 00	1 Mar 00	16 600 00	16 736 11	57 142 50	10 878 64	27 32	10 506 16
5 Apr 00	CATHAY PACIFIC AIR HKDU 20	5 Apr 00	5 Apr 00	7 064 33	7 071 32	396 58	396 58	3 40	393 18
1 Mar 00		1 Mar 00	1 Mar 00	7 064 33	7 071 32	396 58	396 58	3 40	393 18
5 Apr 00	CHEUNG KONG (HKG) HKDU 30	5 Apr 00	5 Apr 00	5 741 34	5 747 32	7 051 35	336 58	3 40	333 18
1 Mar 00		1 Mar 00	1 Mar 00	5 741 34	5 747 32	7 051 35	336 58	3 40	333 18
5 Apr 00	SEDOL 6190273	5 Apr 00	5 Apr 00	3 213 01	3 213 01	25 81	25 81	3 187 20	0 00
1 Mar 00		1 Mar 00	1 Mar 00	3 213 01	3 213 01	25 81	25 81	3 187 20	0 00
5 Apr 00	CLP HOLDINGS HKDU	5 Apr 00	5 Apr 00	1 130 68	1 130 68	5 157 7	31 46	0 44	37 30
1 Mar 00		1 Mar 00	1 Mar 00	1 130 68	1 130 68	5 157 7	31 46	0 44	37 30
5 Apr 00	SEDOL 6097017	5 Apr 00	5 Apr 00	1 330 65	1 330 65	1 330 65	31 46	0 44	37 30
1 Mar 00		1 Mar 00	1 Mar 00	1 330 65	1 330 65	1 330 65	31 46	0 44	37 30

The Northern Trust Company

990-PF
 12/31/2000
 71-0285871

Generated by The Northern Trust Company from periodic data on 17 Jan 01

Portfolio Statement

1 JAN 00 - 31 DEC 00

Account number WRF01
Account Name WINTHROP ROCKEFELLER FDN

Realized Gain/Loss Detail - Tax Lots

Trade Date	Security Description	Quantity	Share Price	Proceeds	Cost	Short Term	Long Term	Market	Realized gain/loss	Total
Settle Date	Acquisition Date									

Security Deliveries

5 Apr 00	HANG LUNG DEVEL CO HKD1	2,000.00	1.58239	1,584.14	99.01	0.00	0.00	98.25	0.00	0.00
1 Mar 00		2,000.00	1.68243	1,584.14	99.01	0.00	0.00	98.25	0.00	0.00
5 Apr 00	HANG SENG BANK HKD5	2,900.00	2.113950	2,614.84	1,272.61	0.00	0.00	1,285.34	0.00	0.00
1 Mar 00		2,900.00	2.113950	2,614.84	1,272.61	0.00	0.00	1,285.34	0.00	0.00
5 Apr 00	HONG KONG CHINA GAS HK\$0.25	7,000.00	8.81000	8,339.20	474.82	0.00	0.00	470.80	0.00	0.00
1 Mar 00		7,000.00	8.81000	8,339.20	474.82	0.00	0.00	470.80	0.00	0.00
5 Apr 00	HUTCHISON WHARFPA HKD0.25	6,000.00	10.95193	9,620.40	9,790.87	0.00	0.00	9,744.53	0.00	0.00
1 Mar 00		6,000.00	10.95193	9,620.40	9,790.87	0.00	0.00	9,744.53	0.00	0.00
5 Apr 00	HYSAN DEVELOPMENT HKD5	2,000.00	2.70051	2,091.31	1,621.01	0.00	0.00	1,611.00	0.00	0.00
1 Mar 00		2,000.00	2.70051	2,091.31	1,621.01	0.00	0.00	1,611.00	0.00	0.00
5 Apr 00	JOHNSON ELEC HLDS HKD0.1	1,000.00	7.25610	6,971.7	562.16	0.00	0.00	558.93	0.00	0.00
1 Mar 00		1,000.00	7.25610	6,971.7	562.16	0.00	0.00	558.93	0.00	0.00
5 Apr 00	NEW WORLD DEVEL CO HK\$1	3,000.00	3.48705	4,404.66	414.91	0.00	0.00	417.03	0.00	0.00
1 Mar 00		3,000.00	3.48705	4,404.66	414.91	0.00	0.00	417.03	0.00	0.00
5 Apr 00	SHANGRI LA ASIA LTD PAR ORD	4,000.00	1.31513	3,322.84	993.91	0.00	0.00	992.30	0.00	0.00
1 Mar 00		4,000.00	1.31513	3,322.84	993.91	0.00	0.00	992.30	0.00	0.00
5 Apr 00	SINO LAND CO HKD1	6,000.00	2.47728	2,820.54	391.92	0.00	0.00	393.28	0.00	0.00
1 Mar 00		6,000.00	2.47728	2,820.54	391.92	0.00	0.00	393.28	0.00	0.00

THE WINTHROP ROCKEFELLER FOUNDATION
990-PF
12/31/2000
71-0285871

The Northern Trust Company

(as indicated by The Northern Trust Company from periodic data on 17 Jan 01)

Portfolio Statement

1 JAN 00 - 31 DEC 00

Account number: WRT01
Account Name: WINTHROP ROCKEFELLER FDN

Realized Gain/Loss Detail - Tax Lots

Trade Date	Security Description	Share / Lot	Percent	Cost	Short Term	Long Term	Market	Realized gain/loss
Settle Date	Acquisition Date				Short Term	Long Term	Total	

Security Deliveries

Equities

5 Apr 00	SUN HUNG KAI PROF HKD0 50	4 000 00	33 776 19	36 031 67	2 268 12	17 36	2 285 48	0
5 Apr 00	SEDOL 6859927							
1 Mar 00		4 000 00	33 776 19	36 031 67	2 268 12	17 36	2 285 48	0

5 Apr 00	SWIRE PACIFIC A HKD0 00	2 500 00	12 050 02	11 977 63	678 16	5 77	672 39	0
5 Apr 00	SEDOL 6867743							
1 Mar 00		2 500 00	12 050 02	11 977 63	678 16	5 77	672 39	0

5 Apr 00	TELEVISION BI OADCA HKD0 00	1 000 00	8 251 41	8 274 87	19 47	3 99	23 46	0
5 Apr 00	SEDOL 6821674							
1 Mar 00		1 000 00	8 251 41	8 274 87	19 47	3 99	23 46	0

5 Apr 00	WHA-FINLDCS) HKD1	4 000 00	7 371 69	7 027 79	317 30	3 40	313 30	0
5 Apr 00	SEDOL 6435576							
1 Mar 00		4 000 00	7 371 69	7 027 79	317 30	3 40	313 30	0

1 Mar 00		4 000 00	7 211 69	7 057 79	317 30	- 3 40	313 90	0
5 Apr 00								
1 Mar 00		4 000 00	7 211 69	7 057 79	317 30	- 3 40	313 90	0

5 Apr 00	ALIED IRISH BK TRS ORD EUR 0 32IDUBLIN LISTING	1 334 00	14 135 14	11 230 41	2 934 54	5 01	2 839 53	0
5 Apr 00	SEDOL 4020584							
1 Mar 00		1 334 00	14 135 14	11 230 41	2 934 54	5 01	2 839 53	0

5 Apr 00	CRH ORD EUR 0 32IDUBLIN LISTING	250 00	11 603 90	10 567 04	1 165 97	69 05	1 076 92	0
5 Apr 00	SEDOL 4182249							
1 Mar 00		250 00	11 603 90	10 567 04	1 165 97	69 05	1 076 92	0

5 Apr 00	DCC ORD EUR 0 22	130 00	1 411 15	1 548 78	94 61	13 02	107 63	0
5 Apr 00	SEDOL 4169477							
1 Mar 00		130 00	1 411 15	1 548 78	94 61	13 02	107 63	0

5 Apr 00	EIRCOM ORD EUR 0 25	3 105 00	11 110 10	15 245 44	977 13	128 21	1 105 34	0
5 Apr 00	SEDOL 5728415							
1 Mar 00		3 105 00	11 110 10	15 245 44	977 13	128 21	1 105 34	0

3 105 00		13 149 10	15 4544	THE WINTHROP ROCKEFELLER FOUNDATION	977 13	128 21	1 105 34	0
5 Apr 00								
1 Mar 00		3 105 00	13 149 10	15 4544	977 13	128 21	1 105 34	0

The Northern Trust Company

12/31/2000
71,008,597

calculated by The Northern Trust Company from periodic data on 17 Jan 01

Portfolio Statement

1 JAN 00 - 31 DEC 00

Realized Gain/Loss Detail - Tax Lots

Account number: VRF01
 Account Name: WINTHROP ROCKEFELLER FDN

Trade Date Security Description Share / Lot Proceed Cost Short Term Long Term Market Realized gain/loss Total

Settle Date Acquisition Price Short Term Long Term Total

Security Deliveries

Equities

5 Apr 00	FFRES ORD EUR 0 00(DUBLIN LISTING)	SEDOL 4329059	148 00	874 40	1 016 09	628 48	0.00	12.75	641.23	0.00
1 Mar 00			148 00	874 40	1 515 60	628 48	0.00	12.75	641.23	0.00
5 Apr 00	GREENCORE GROUP ORD EUR0 63	SEDOL 5013832	230 00	820 34	828 73	1 00	0.00	7.39	8.39	0.00
1 Mar 00			230 00	820 34	828 73	1 00	0.00	7.39	8.39	0.00
5 Apr 00	INDEPENDENT NEWS&M ORD EUR 0 30	SEDOL 4692103	330 00	1 022 50	1 213 00	414 41	0.00	35.74	450.15	0.00
1 Mar 00			330 00	1 022 50	1 213 00	414 41	0.00	35.74	450.15	0.00
5 Apr 00	IRISH CONTL GROUP ORD EUR0 60(DUBLIN LISTING)	SEDOL 4443162	40 00	454 42	471 09	12 72	0.00	3.95	16.67	0.00
1 Mar 00			40 00	454 42	471 09	12 72	0.00	3.95	16.67	0.00
5 Apr 00	IRISH LIFE & PLAM ORD EUR0 32	SEDOL 445233	447 00	4 480 67	3 524 18	986 13	0.00	- 29.64	956.49	0.00
1 Mar 00			447 00	4 480 67	3 524 18	986 13	0.00	- 29.64	956.49	0.00
5 Apr 00	JURYS DOYLE HOTEL ORD EUR0 32 DUBLIN LISTING)	SEDOL 4944427	41 00	550 74	602 31	6 50	0.00	5.07	11.57	0.00
1 Mar 00			41 00	550 74	602 31	6 50	0.00	5.07	11.57	0.00
5 Apr 00	KERRY GROUP A ORD EUR0 15(DUBLIN LISTING)	SEDOL 4519579	265 00	3 431 17	3 056 53	400 34	0.00	- 25.70	434.64	0.00
1 Mar 00			265 00	3 431 17	3 056 53	400 34	0.00	- 25.70	434.64	0.00
5 Apr 00	RYANAIR HELIOS OI D IPO 00	SEDOL 5914452	500 00	1 503 00	3 313 32	1 219 28	0.00	- 8.58	1 190.70	0.00
1 Mar 00			500 00	1 503 00	3 313 32	1 219 28	0.00	- 8.58	1 190.70	0.00

THE WINTHROP ROCKEFELLER FOUNDATION

990-PF

12/31/2000

71-0285871

Generated by The Northern Trust Company from periodic data on 17 Jan 01

The Northern Trust Company

Portfolio Statement

1 JAN 00 - 31 DEC 00

Account number WFF01
Account Name WINTHROP ROCKEFELLER FDN

Realized Gain/Loss Detail - Tax Lots

Trade Date Security Description Short / Long
 Realized gain/loss
 Market Short Term Long Term
 Total Long Term

Security Deliveries

Equities

1 Mar 00 7,000.00 27,264.32 25,707.14 1,714.49 0.00 210.71 1,497.78 0.00

5 Apr 00 BENETTON GROUP SPA I1L250 SEDOL 5486872 3,000.00 5,942.72 5,984.07 8.98 0.00 50.33 41.35 0.00

1 Mar 00 3,000.00 5,942.72 5,984.07 8.98 0.00 50.33 41.35 0.00

5 Apr 00 ENEL I1L1000 SEDOL 5798021 11,000.00 40,415.27 43,141.16 3,636.95 0.00 -362.84 3,274.11 0.00

1 Mar 00 11,000.00 40,415.27 43,141.16 3,636.95 0.00 362.84 3,274.11 0.00

5 Apr 00 ERI I1L1000(F EGD) SEDOL 4436351 11,000.00 52,453.03 56,891.95 7,438.50 0.00 478.50 1,991.03 0.00

1 Mar 00 12,000.00 59,683.05 56,891.99 2,489.56 0.00 478.50 1,991.03 0.00

5 Apr 00 FIAT SPA EUR5 SEDOL 5748521 1,000.00 23,775.66 31,703.02 5,660.73 0.00 208.63 5,927.36 0.00

1 Mar 00 1,000.00 23,775.66 31,703.02 5,660.73 0.00 208.63 5,927.36 0.00

5 Apr 00 IMPREGILO SPA EURO 52 SEDOL 4207937 1,000.00 556.56 683.21 120.90 0.00 5.75 120.65 0.00

1 Mar 00 1,000.00 556.56 683.21 120.90 0.00 5.75 120.65 0.00

5 Apr 00 TALCASSISOC ITALI I1L1000 SEDOL 4468206 1,000.00 1,100.48 5,480.67 1,140.84 0.00 45.30 1,186.14 0.00

1 Mar 00 1,000.00 1,100.48 5,480.67 1,140.84 0.00 45.30 1,186.14 0.00

5 Apr 00 MEDIASET I1L1000 SEDOL 5077946 2,000.00 34,482.10 49,626.31 14,726.83 0.00 -417.38 15,144.21 0.00

1 Mar 00 2,000.00 34,482.10 49,626.31 14,726.83 0.00 -417.38 15,144.21 0.00

5 Apr 00 MEDIOBANCA SPA I1L1000 SEDOL 4574813 1,000.00 6,110.07 6,921.10 638.02 0.00 75.06 713.08 0.00

1 Mar 00 1,000.00 6,110.07 6,921.10 638.02 0.00 75.06 713.08 0.00

5 Apr 00 OLIVETTI SPA EUR1 SEDOL 5291228 7,000.00 27,921.11 27,625.63 1,501.93 0.00 232.60 4,734.59 0.00

1 Mar 00 7,000.00 27,921.11 27,625.63 1,501.93 0.00 232.60 4,734.59 0.00

The Northern Trust Company

Accounted for by The Northern Trust Company from periodic data on 17 Jan 01

Portfolio Statement

JAN 00 - 31 DEC 00

Account number WRF01
 Account Name WINTHROP ROCKEFELLER FDN

Realized Gain/Loss Detail - Tax Lots

Trade Date	Security Description	Shares / P/B	Placed	Co 1	Short Term	Market	Translation	Short Term	Total	Long Term
------------	----------------------	--------------	--------	------	------------	--------	-------------	------------	-------	-----------

Security Deliveries

Equities

5 Apr 00	PARMALAT FINANZ IFL1000	2 000 00	2 256 80	2 193 20	62 05	18 45	0 00	0 00	63 60	0 00
5 Apr 00	SEDOL 471440									
1 Mar 00		2 000 00	2 256 80	2 193 20	82 05	18 45	0 00	0 00	63 60	0 00

5 Apr 00	PIRELLI SPA EUR0 J2	3 000 00	4 005 20	7 247 40	522 92	65 16	0 00	0 00	457 76	0 00
5 Apr 00	SEDOL 4489300									
1 Mar 00		3 000 00	4 205 25	7 247 40	522 92	65 16	0 00	0 00	457 76	0 00

5 Apr 00	FAS IFL1000	1 000 00	3 162 74	6 701 47	1 061 45	73 18	0 00	0 00	988 27	0 00
5 Apr 00	SEDOL 4718248									
1 Mar 00		1 000 00	1 669 74	6 701 47	1 061 45	73 18	0 00	0 00	988 27	0 00

5 Apr 00	SAN PAOLO IMI SPA EUR2 80	2 000 00	30 548 93	31 510 30	692 35	265 02	0 00	0 00	961 37	0 00
5 Apr 00	SEDOL 5556575									
1 Mar 00		2 000 00	30 518 93	31 510 30	696 35	- 265 02	0 00	0 00	961 37	0 00

5 Apr 00	SNIA SPA EUR0 S2	- 1 000 00	354 70	1 194 69	231 14	10 05	0 00	0 00	241 19	0 00
5 Apr 00	SEDOL 4819408									
1 Mar 00		1 000 00	953 70	1 194 89	231 14	10 05	0 00	0 00	241 19	0 00

5 Apr 00	TIM SPA DI RISP EUR0 00 (NON CNA)	2 000 00	3 003 82	10 792 52	1 092 93	90 77	0 00	0 00	1 188 70	0 00
5 Apr 00	SEDOL 4876735									
1 Mar 00		2 000 00	3 002 82	10 792 52	1 092 93	90 77	0 00	0 00	1 188 70	0 00

5 Apr 00	TIM SPA EUR0 00	11 000 00	150 214 80	150 053 70	18 501 27	1 337 83	0 00	0 00	10 638 90	0 00
5 Apr 00	SEDOL 4876748									
1 Mar 00		10 000 00	111 372 03	136 200 58	16 732 47	1 145 92	0 00	0 00	17 878 44	0 00

5 Apr 00	TELECOM ITALY SPA DI RIZI IFL1000	1 000 00	1 182 4	6 041 75	1 321 18	67 99	0 00	0 00	1 402 17	0 00
5 Apr 00	SEDOL 5292313									
1 Mar 00		1 000 00	6 182 34	6 084 75	1 321 18	67 99	0 00	0 00	1 402 17	0 00

5 Apr 00	TELECOM ITALY SPA IFL1000	6 000 00	66 013 17	66 013 17	18 118 00	64 16	0 00	0 00	19 141 26	0 00
5 Apr 00	SEDOL 522506									
1 Mar 00		6 000 00	44 095 47	44 095 47	18 539 80	904 46	0 00	0 00	19 442 26	0 00

THE WINTHROP ROCKEFELLER FOUNDATION

990-PF
 12/31/2000
 71-0285871

The Northern Trust Company

Generated by The Northern Trust Company from periodic data on 17 Jun 01

Portfolio Statement

1 JAN 00 - 31 DEC 00

Account number WRF01
Account Name WINTROP ROCKEFELLER FDN

Realized Gain/Loss Detail - Tax Lots

Realized gain/loss
 Trade Date Security Description
 Settlement Date Acquisition Date
 Shares / Pts Price per Share Cont
 Short Term Long Term
 Short Term Translation Short Term Long Term Total

Security Deliveries

Equities

5 Apr 00	UNICREDITO ITALIAN ITL500	SEDOL 433244	8,000.00	35,054.89	30,219.05	5,090.00	254.16	4,835.84	0.00
1 Mar 00			8,000.00	35,054.89	30,219.05	5,090.00	254.16	4,835.84	0.00
Total Italy				630,198.57	- 684,644.73	- 48,612.32	0.00	- 5,833.84	- 54,446.16

Japan

5 Apr 00	ACOMI CO JP150	SEDOL 6049784	300.00	31,653.66	31,994.51	1,606.41	1,265.58	340.85	0.00
1 Mar 00			300.00	31,653.66	31,994.51	1,606.41	1,265.58	340.85	0.00
5 Apr 00	ADVANTEST JP100	SEDOL 6870490	200.00	33,060.03	37,741.31	- 1,174.09	1,492.87	318.78	0.00
1 Mar 00			200.00	33,060.03	37,741.31	- 1,174.09	1,492.87	318.78	0.00
5 Apr 00	AJUHOMOTO INC COM	SEDOL 6010905	1,000.00	17,535.27	11,003.57	1,091.95	437.70	1,529.65	0.00
1 Mar 00			1,000.00	17,535.27	11,003.57	1,091.95	437.70	1,529.65	0.00
5 Apr 00	AGYAMA TRADING YSO	SEDOL 6045878	100.00	1,425.16	1,402.55	37.12	55.48	92.60	0.00
1 Mar 00			100.00	1,425.16	1,402.55	37.12	55.48	92.60	0.00
5 Apr 00	AKAGIHARI OIL CO J17500	SEDOL 6047106	100.00	7,737.77	7,737.74	243.50	7.63	220.81	0.00
1 Mar 00			100.00	7,737.77	7,737.74	243.50	7.63	220.81	0.00
5 Apr 00	ASAHI BANK JP100	SEDOL 6049367	4,000.00	25,667.95	16,903.45	2,290.48	668.62	5,959.10	0.00
1 Mar 00			4,000.00	25,667.95	16,903.45	2,290.48	668.62	5,959.10	0.00
5 Apr 00	ASAHI BANK INTL YSO	SEDOL 6047106	1,000.00	7,737.77	7,737.74	243.50	7.63	220.81	0.00
1 Mar 00			1,000.00	7,737.77	7,737.74	243.50	7.63	220.81	0.00
5 Apr 00	ASAHI BANK INTL YSO	SEDOL 6047106	1,000.00	7,737.77	7,737.74	243.50	7.63	220.81	0.00
1 Mar 00			1,000.00	7,737.77	7,737.74	243.50	7.63	220.81	0.00
5 Apr 00	THE WINTRUP ROCKEFELLER FOUNDATION	990-PF 12/31/2000 71-0285871	1,000.00	10,737.77	9,520.16	3,652.22	379.34	705.56	0.00
1 Mar 00			1,000.00	10,737.77	9,520.16	3,652.22	379.34	705.56	0.00

The Northern Trust Company

Generated by The Northern Trust Company from periodic data on 17 Jan 01

Portfolio Statement

1 JAN 00 - 31 DEC 00

Realized Gain/Loss Detail - Tax Lots

Account number WRF01
 Account Name WINTHROP ROCKEFELLER FDN

Trade Date Security Description
 Settlement Date Acquisition Date
 Shares Price Cost
 Short Term Long Term Total
 Realized gain/loss

Security Deliveries

Equities

5 Apr 00 ASahi GLASS CO Y50 SEDOL 6055208 2 000 00 10 500 58 3 078 02 525 97 3 603 99 0 0

1 Mar 00 2 000 00 16 500 88 12 296 89 3 078 02 525 97 3 603 99 0 0

5 Apr 00 ASahi KASEI CORP Y50 SEDOL 6051603 - 2 000 00 13 456 35 11 621 46 1 167 27 467 60 1 634 87 0 0

1 Mar 00 2 000 00 12 456 35 11 621 48 1 167 27 467 60 1 634 87 0 0

5 Apr 00 ASHIKAGA BANK Y50 SEDOL 6056977 1 000 00 7 148 10 1 821 43 254 55 72 06 326 61 0 0

1 Mar 00 1 000 00 7 148 10 1 821 43 254 55 72 06 326 61 0 0

5 Apr 00 AUTOBACS SEIEN CO JP Y50 SEDOL 6068422 100 00 2 942 33 2 454 46 391 44 97 04 458 53 0 0

1 Mar 00 100 00 2 942 99 2 454 46 391 44 97 09 488 53 0 0

5 Apr 00 BANK OF YOKOHAMA YJ0 SEDOL 6986449 2 000 00 7 137 90 7 140 25 15 22 297 65 297 65 0 0

1 Mar 00 2 000 00 7 137 90 7 140 25 15 22 297 65 297 65 0 0

5 Apr 00 BK OF TOKYO MITSUBI JP Y50 SEDOL 6070364 7 000 00 102 342 03 80 129 25 12 805 97 3 406 87 16 212 84 0 0

1 Mar 00 7 000 00 102 342 03 80 129 25 12 805 97 3 406 87 16 212 84 0 0

5 Apr 00 BRIDGESTONE CORP Y50 SEDOL 6132101 1 000 00 23 136 38 21 034 52 272 46 870 00 1 142 46 0 0

1 Mar 00 1 000 00 23 136 96 21 991 52 272 46 870 00 1 142 46 0 0

5 Apr 00 CANON INC JP YJ0 SEDOL 6174323 - 1 000 00 41 103 21 41 621 09 1 914 22 1 616 34 267 88 0 0

1 Mar 00 1 000 00 41 103 21 41 621 09 1 914 22 1 616 34 267 88 0 0

5 Apr 00 CENTRAL JAPAN RLYR JP Y50000 SEDOL 6183552 4 00 23 966 26 24 918 01 1 943 39 985 64 957 75 0 0

1 Mar 00 1 00 23 966 26 24 918 01 1 943 39 985 64 957 75 0 0

THE WINTHROP ROCKEFELLER FOUNDATION
 990-PF
 12/31/2000
 71-0285871

The Northern Trust Company

Generated by The Northern Trust Company from periodic data on 17 Jan 01

Portfolio Statement

1 JAN 00 - 31 DEC 00

Account Name: WINTHROP ROCKEFELLER FDN
 Account number: WRF01

Realized Gain/Loss Detail - Tax Lots

Trade Date	Security Description	Shares/P	Proceed	Cost	Realized gain/loss			Total	
					Short Term	Market Long Term	Translation	Short Term	Long Term
Settle Date	Acquisition Date								
<i>Security Deliveries</i>									
<i>Equities</i>									
5 Apr 00	CHUO MIT TST&BKG JPY50	- 600 00	3 622 43	3 151 18	346 60	0 00	124 65	471 25	0 00
5 Apr 00	SEDOL 6196840								
	1 Mar 00	600 00	3 622 43	3 151 18	346 60	0 00	124 65	471 25	0 00
5 Apr 00	COSMO OIL COMPANY JPY50	1 000 00	1 413 74	1 111 11	168 68	0 00	43 95	232 63	0 00
5 Apr 00	SEDOL 6226118								
	1 Mar 00	1 000 00	1 413 74	1 111 11	168 68	0 00	43 95	232 63	0 00
5 Apr 00	CREDIT SAISON CO JF Y50	300 00	4 824 51	5 112 02	459 72	0 00	202 21	257 51	0 00
5 Apr 00	SEDOL 6591809								
	1 Mar 00	300 00	4 824 51	5 112 02	459 72	0 00	202 21	257 51	0 00
5 Apr 00	CSK CORPORATION JP Y50	100 00	4 078 24	8 537 44	4 658 97	0 00	340 07	4 518 90	0 00
5 Apr 00	SEDOL 6215552								
	1 Mar 00	100 00	4 078 24	8 537 44	4 658 97	0 00	340 07	4 518 90	0 00
5 Apr 00	DAI NIPPO INK&CHEM JPY50	1 000 00	4 061 08	3 632 10	272 52	0 00	144 46	416 98	0 00
5 Apr 00	SEDOL 6250621								
	1 Mar 00	1 000 00	4 061 08	3 632 10	272 52	0 00	144 46	416 98	0 00
5 Apr 00	DAI NIPPON PRINTING Y50	1 000 00	16 654 84	15 526 22	512 39	0 00	614 23	1 126 62	0 00
5 Apr 00	SEDOL 6250906								
	1 Mar 00	1 000 00	16 654 84	15 526 22	512 39	0 00	614 23	1 126 62	0 00
5 Apr 00	DAICEL CHEM IND Y 0	1 000 00	3 491 61	3 333 33	26 66	0 00	131 63	156 51	0 00
5 Apr 00	SEDOL 6250542								
	1 Mar 00	1 000 00	3 491 61	3 333 33	26 66	0 00	131 63	156 51	0 00
5 Apr 00	DAIJI INC Y50	1 000 00	3 453 09	3 306 35	191 09	0 00	136 70	52 39	0 00
5 Apr 00	SEDOL 6249982								
	1 Mar 00	1 000 00	3 453 09	3 306 35	191 09	0 00	136 70	52 39	0 00
5 Apr 00	DAITO TRUST CONS Y50	200 00	3 490 56	2 641 16	944 93	0 00	104 47	1 049 40	0 00
5 Apr 00	SEDOL 6240506								
	1 Mar 00	200 00	3 490 56	2 641 16	944 93	0 00	104 47	1 049 40	0 00

Portfolio Statement

1 JAN 00 - 31 DEC 00

Account Number: WFT01
 Account Name: WINTHROP ROCKEFELLER FDN

Realized Gain/Loss Detail - Tax Lots

Trade Date Security Description Acquisition Date Shares/PA Price/Cost Proceeds Col 1 Short Term Long Term Market Realized gain/loss Total Long Term

Security Deliveries

Equities

5 Apr 00 DAIWA BANK Y50 SEDOL 6251341 3 000 00 4,143.79 7,050.27 790.92 0.00 0.00 1,053.52 0.00

1 Mar 00 3 000 00 6,743.79 1,870.27 790.92 0.00 0.00 1,053.52 0.00

5 Apr 00 DAIWA HOUSE HDG CO 50 SEDOL 6251333 1 000 00 7,127.91 6,607.03 34.28 0.00 0.00 305.91 0.00

1 Mar 00 1 000 00 7,172.94 -6,807.03 34.28 0.00 0.00 305.91 0.00

5 Apr 00 DAIWA SEC CO Y50 SEDOL 6251448 2 000 00 11,148.57 32,077.53 1,970.14 0.00 0.00 3,270.64 0.00

1 Mar 00 0 000 00 6,166.7 32,077.53 1,970.14 0.00 0.00 3,270.64 0.00

5 Apr 00 DEIKI KAGAKU KOGYO Y50 SEDOL 6308820 1 000 00 3,737.88 2,737.24 697.56 0.00 0.00 1,005.64 0.00

1 Mar 00 1 000 00 3,737.88 -2,737.24 697.56 0.00 0.00 1,005.64 0.00

5 Apr 00 DENSO CORP JPY50 SEDOL 6540381 1 000 00 33,752.07 16,670.29 4,343.27 0.00 0.00 738.51 0.00

1 Mar 00 1 000 00 33,752.07 16,670.29 4,343.27 0.00 0.00 738.51 0.00

5 Apr 00 EAST JAPAN KAGAKU JPY50 SEDOL 6298512 7 00 6,617.13 21,133.66 3,013.67 0.00 0.00 6,877.26 0.00

1 Mar 00 7 00 6,617.13 21,133.66 3,013.67 0.00 0.00 6,877.26 0.00

5 Apr 00 FARUC JPY50 SEDOL 635093- 100 00 11,117.81 19,311.23 547.34 0.00 0.00 2,103.61 0.00

1 Mar 00 100 00 11,117.81 19,311.23 547.34 0.00 0.00 2,103.61 0.00

5 Apr 00 FUJI BANK Y50 SEDOL 6350260 3 000 00 19,127.31 40,343.07 7,765.99 0.00 0.00 9,381.69 0.00

1 Mar 00 3 000 00 19,127.31 40,343.07 7,765.99 0.00 0.00 9,381.69 0.00

5 Apr 00 FUJI PHOTO FILM CO Y50 SEDOL 6346225 1 000 00 41,440.43 -44,080.11 2,483.27 0.00 0.00 739.68 0.00

1 Mar 00 1 000 00 41,440.43 -44,080.11 2,483.27 0.00 0.00 739.68 0.00

5 Apr 00 THE WINTHROP ROCKEFELLER FOUNDATION 990-PF 71-0285871 14 050 11 13,240.13 14,050.11 2,483.27 0.00 0.00 739.68 0.00

1 Mar 00 14 050 11 13,240.13 14,050.11 2,483.27 0.00 0.00 739.68 0.00

5 Apr 00 THE NORTHERN TRUST COMPANY 71-0285871 12/31/2000 1 000 00 13,240.13 14,050.11 2,483.27 0.00 0.00 739.68 0.00

1 Mar 00 1 000 00 13,240.13 14,050.11 2,483.27 0.00 0.00 739.68 0.00

5 Apr 00 THE NORTHERN TRUST COMPANY 71-0285871 12/31/2000 1 000 00 13,240.13 14,050.11 2,483.27 0.00 0.00 739.68 0.00

1 Mar 00 1 000 00 13,240.13 14,050.11 2,483.27 0.00 0.00 739.68 0.00

5 Apr 00 THE NORTHERN TRUST COMPANY 71-0285871 12/31/2000 1 000 00 13,240.13 14,050.11 2,483.27 0.00 0.00 739.68 0.00

1 Mar 00 1 000 00 13,240.13 14,050.11 2,483.27 0.00 0.00 739.68 0.00

5 Apr 00 THE NORTHERN TRUST COMPANY 71-0285871 12/31/2000 1 000 00 13,240.13 14,050.11 2,483.27 0.00 0.00 739.68 0.00

Portfolio Statement

1 JAN 00 - 31 DEC 00

Account number WRF01
Account Name WINTHROP ROCKEFELLER FDN

Realized Gain/Loss Detail - Tax Lots

Trade Date	Security Description	Shares/Pai	Proceeds	Cost	Short Term	Long Term	Translation	Short Term	Long Term	Total
------------	----------------------	------------	----------	------	------------	-----------	-------------	------------	-----------	-------

Security Deliveries

Equities

5 Apr 00	FUJIKURA JPY50 SEDOL 8356707	1 000 00	4 920 75	3 822 46	915 90	0 00	152 39	1 068 29	0 00	0 00
1 Mar 00		1 000 00	4 920 75	3 852 46	915 90	0 00	152 39	1 068 29	0 00	0 00
5 Apr 00	FUJITA CORP Y50 SEDOL 8356882	1 000 00	529 93	455 37	56 54	0 00	18 02	74 56	0 00	0 00
1 Mar 00		1 000 00	529 93	455 37	56 54	0 00	18 02	74 56	0 00	0 00
5 Apr 00	FUJITSU Y50 SEDOL 8356945	3 000 00	92 264 07	101 092 80	12 827 54	0 00	3 996 76	8 828 78	0 00	0 00
1 Mar 00		3 000 00	92 264 07	101 092 80	12 827 54	0 00	3 996 76	8 828 78	0 00	0 00
5 Apr 00	FUKUOKA BANK OF JPY50 SEDOL 6075693	1 000 00	6 955 22	5 692 17	1 037 97	0 00	225 15	1 263 12	0 00	0 00
1 Mar 00		1 000 00	6 955 22	5 692 17	1 037 97	0 00	225 15	1 263 12	0 00	0 00
5 Apr 00	FURUKAWA ELEC CO Y50 SEDOL 8357561	1 000 00	17 034 36	15 162 68	1 382 29	0 00	612 43	1 550 68	0 00	0 00
1 Mar 00		1 000 00	17 034 36	15 162 68	1 382 29	0 00	612 43	1 550 68	0 00	0 00
5 Apr 00	GUNMA BANK JPY50 SEDOL 8398088	- 1 000 00	5 308 73	5 491 80	400 30	0 00	217 23	183 07	0 00	0 00
1 Mar 00		1 000 00	5 308 73	5 491 80	400 30	0 00	217 23	183 07	0 00	0 00
5 Apr 00	HASEKO CORP Y50 SEDOL 8414401	1 000 00	125 83	416 94	9 68	0 00	16 57	6 83	0 00	0 00
1 Mar 00		1 000 00	125 83	416 94	9 68	0 00	16 57	6 83	0 00	0 00
5 Apr 00	HIROSE ELECTRIC JPY50 SEDOL 8428725	1 000 00	12 775 02	13 579 23	1 341 34	0 00	537 13	804 21	0 00	0 00
1 Mar 00		1 000 00	12 775 02	13 579 23	1 341 34	0 00	537 13	804 21	0 00	0 00
5 Apr 00	HITACHI JPY50 SEDOL 8429104	5 000 00	68 715 79	68 715 79	11 343 96	0 00	2 718 07	8 625 87	0 00	0 00
1 Mar 00		5 000 00	68 715 79	68 715 79	11 343 96	0 00	2 718 07	8 625 87	0 00	0 00

THE WINTHROP ROCKEFELLER FOUNDATION

990-PF

12/31/2000

Generated by The Northern Trust Company from periodic data on 17 Jan 01

Portfolio Statement

1 JAN 00 - 31 DEC 00

Account number WRF01
Account Name WINTHROP ROCKEFELLER FDN

Realized Gain/Loss Detail - Tax Lots

Trade Date Security Description Sell Date Acquisition Date Share / Full Proceeds Cost Short Term Long Term Market Realized gain/loss Short Term Transition Long Term Total

Security Deliveries

Equities

5 Apr 00 HITACHI ZOSEN YJ0 SEDOL 6429308 2 000 00 1 703 34 1 270 40 434 66 48 28 482 94 0 00

5 Apr 00 HOKURIKU BANK YJ0 SEDOL 6433161 1 000 00 2 488 70 - 2 112 93 292 25 83 58 375 83 0 00

5 Apr 00 HONDA MOTOR CO YJ0 SEDOL 6435145 2 000 00 4 713 63 64 843 11 14 726 33 2 564 97 17 254 52 0 00

5 Apr 00 ITO-YOKADO CO YJ0 SEDOL 6467944 1 000 00 2 021 52 320 69 79 97 403 46 0 00

5 Apr 00 ITO-YOKADO CO YJ0 SEDOL 6467944 1 000 00 2 021 52 320 69 79 97 403 46 0 00

5 Apr 00 ITO-YOKADO CO YJ0 SEDOL 6467944 1 000 00 2 021 52 320 69 79 97 403 46 0 00

5 Apr 00 ITO-YOKADO CO YJ0 SEDOL 6467944 1 000 00 2 021 52 320 69 79 97 403 46 0 00

5 Apr 00 ITO-YOKADO CO YJ0 SEDOL 6467944 1 000 00 2 021 52 320 69 79 97 403 46 0 00

5 Apr 00 ITO-YOKADO CO YJ0 SEDOL 6467944 1 000 00 2 021 52 320 69 79 97 403 46 0 00

5 Apr 00 ITO-YOKADO CO YJ0 SEDOL 6467944 1 000 00 2 021 52 320 69 79 97 403 46 0 00

5 Apr 00 ITO-YOKADO CO YJ0 SEDOL 6467944 1 000 00 2 021 52 320 69 79 97 403 46 0 00

5 Apr 00 ITO-YOKADO CO YJ0 SEDOL 6467944 1 000 00 2 021 52 320 69 79 97 403 46 0 00

5 Apr 00 ITO-YOKADO CO YJ0 SEDOL 6467944 1 000 00 2 021 52 320 69 79 97 403 46 0 00

5 Apr 00 ITO-YOKADO CO YJ0 SEDOL 6467944 1 000 00 2 021 52 320 69 79 97 403 46 0 00

5 Apr 00 ITO-YOKADO CO YJ0 SEDOL 6467944 1 000 00 2 021 52 320 69 79 97 403 46 0 00

5 Apr 00 ITO-YOKADO CO YJ0 SEDOL 6467944 1 000 00 2 021 52 320 69 79 97 403 46 0 00

5 Apr 00 ITO-YOKADO CO YJ0 SEDOL 6467944 1 000 00 2 021 52 320 69 79 97 403 46 0 00

5 Apr 00 ITO-YOKADO CO YJ0 SEDOL 6467944 1 000 00 2 021 52 320 69 79 97 403 46 0 00

5 Apr 00 ITO-YOKADO CO YJ0 SEDOL 6467944 1 000 00 2 021 52 320 69 79 97 403 46 0 00

5 Apr 00 ITO-YOKADO CO YJ0 SEDOL 6467944 1 000 00 2 021 52 320 69 79 97 403 46 0 00

5 Apr 00 ITO-YOKADO CO YJ0 SEDOL 6467944 1 000 00 2 021 52 320 69 79 97 403 46 0 00

5 Apr 00 ITO-YOKADO CO YJ0 SEDOL 6467944 1 000 00 2 021 52 320 69 79 97 403 46 0 00

5 Apr 00 ITO-YOKADO CO YJ0 SEDOL 6467944 1 000 00 2 021 52 320 69 79 97 403 46 0 00

5 Apr 00 ITO-YOKADO CO YJ0 SEDOL 6467944 1 000 00 2 021 52 320 69 79 97 403 46 0 00

The Northern Trust Company

THE WINTHROP ROCKEFELLER FOUNDATION
990-PF
12/31/2000
71-0285871
Generated by The Northern Trust Company from periodic data on 17 Jan 01

Portfolio Statement

1 JAN 00 - 31 DEC 00

Account Name: WINTHROP ROCKEFELLER FDN
Account number: WRF01

Realized Gain/Loss Detail - Tax Lots

Page 42 of 108

Trade Date	Security Description	Shares/Pai	Proceeds	Cost	Realized gain/loss			Total	
					Short Term	Market Long Term	Translation	Short Term	Long Term
Settle Date	Acquisition Date								
<i>Security Deliveries</i>									
<i>Equities</i>									
5 Apr 00	JAPAN ENERGY CORP JPY50	2 000 00	1 727 97	1 657 56	74 84	0 00	65 57	140 41	0 00
5 Apr 00	SEDOL 6641209								
	1 Mar 00	2 000 00	1 797 97	1 657 56	74 84	0 00	65 57	140 41	0 00
5 Apr 00	JAPAN STEEL WORKS JPY50	1 000 00	1 107 17	847 00	226 67	0 00	33 50	260 17	0 00
5 Apr 00	SEDOL 6470385								
	1 Mar 00	1 000 00	1 107 17	847 00	226 67	0 00	33 50	260 17	0 00
5 Apr 00	JAPAN TOBACCO INC JPY50000	4 00	28 767 15	29 326 02	1 718 57	0 00	1 160 00	- 558 57	0 00
5 Apr 00	SEDOL 6474534								
	1 Mar 00	4 00	28 767 15	29 326 02	1 718 57	0 00	1 160 00	558 57	0 00
5 Apr 00	JOYO BANK Y50	1 000 00	3 700 02	3 506 38	54 95	0 00	138 63	193 64	0 00
5 Apr 00	SEDOL 6479737								
	1 Mar 00	1 000 00	3 700 02	3 506 38	54 95	0 00	138 63	193 64	0 00
5 Apr 00	JUSCO CO Y50	1 000 00	13 793 71	13 979 96	1 260 77	0 00	552 98	1 613 75	0 00
5 Apr 00	SEDOL 6480048								
	1 Mar 00	1 000 00	13 793 71	13 979 96	1 260 77	0 00	552 98	1 613 75	0 00
5 Apr 00	KAJIMA CORP Y50	2 000 00	4 918 03	4 918 03	470 53	0 00	194 54	665 13	0 00
5 Apr 00	SEDOL 6481320								
	1 Mar 00	2 000 00	5 563 16	4 918 03	470 59	0 00	194 54	665 13	0 00
5 Apr 00	KANEBO Y50	1 000 00	1 429 66	1 429 66	330 46	0 00	56 55	367 01	0 00
5 Apr 00	SEDOL 6183241								
	1 Mar 00	1 000 00	1 429 66	1 429 66	330 46	0 00	56 55	367 01	0 00
5 Apr 00	KANEKA CORP JPY50	1 000 00	12 277 70	11 020 05	1 271 78	0 00	435 89	1 707 67	0 00
5 Apr 00	SEDOL 6481360								
	1 Mar 00	1 000 00	12 277 70	11 020 05	1 271 78	0 00	435 89	1 707 67	0 00
5 Apr 00	KANSAI ELEC JP Y500	1 500 00	23 562 81	21 885 23	811 90	0 00	865 68	1 677 58	0 00
5 Apr 00	SEDOL 6483489								
	1 Mar 00	1 500 00	23 562 81	21 885 23	811 90	0 00	865 68	1 677 58	0 00

THE WINTHROP ROCKEFELLER FOUNDATION
990-PF
12/31/2000
71-0285871

Generated by The Northern Trust Company from periodic data on 17 Jan 01

Portfolio Statement

1 JAN 00 - 31 DEC 00

Realized Gain/Loss Detail - Tax Lots

Account Number: WRF01
 Account Name: WINTHROP ROCKEFELLER FDN

Trade Date	Security Description	Share(s) #	Original	Cost	Market	Realized Gain/Loss
------------	----------------------	------------	----------	------	--------	--------------------

Security Deliveries

Equities

Trade Date	Security Description	Share(s) #	Original	Cost	Market	Realized Gain/Loss
5 Apr 00	KONAMI CORP JPY50	100 00	17 405 03	17 405 03	845 00	11 559 53
5 Apr 00	SEDOL 6496681					
1 Mar 00	KONAMI CORP JPY50	100 00	17 405 03	17 405 03	845 56	11 559 53
5 Apr 00	KONICA CORPORATION JPY50	1 000 00	4 551 69	4 559 80	11 74	161 89
5 Apr 00	SEDOL 6436700					
1 Mar 00	KONICA CORPORATION Y50	1 000 00	4 551 69	4 389 80	11 74	161 89
5 Apr 00	KUBOTA CORP Y50	2 000 00	7 400 05	5 774 13	1 397 52	228 40
5 Apr 00	SEDOL 6497509					
1 Mar 00	KUBOTA CORP Y50	2 000 00	7 400 05	5 774 13	1 397 52	228 40
5 Apr 00	KUMAGAI GUMI CO Y50	1 000 00	652 95	519 13	113 28	20 54
5 Apr 00	SEDOL 6497565					
1 Mar 00	KUMAGAI GUMI CO Y50	1 000 00	652 95	519 13	113 28	20 54
5 Apr 00	KURARAY CO JPY50	1 000 00	9 557 61	8 342 43	865 19	329 99
5 Apr 00	SEDOL 6497662					
1 Mar 00	KURARAY CO JPY50	1 000 00	9 557 61	8 342 43	865 19	329 99
5 Apr 00	KYOCERA CORP COM	300 00	47 665 01	53 060 00	7 493 85	2 098 80
5 Apr 00	SEDOL 6499260					
1 Mar 00	KYOCERA CORP COM	300 00	47 665 01	53 060 00	7 493 85	2 098 80
5 Apr 00	KYOWA HAKKO KOGYO JPY50	1 000 00	10 958 13	13 205 82	2 270 05	522 36
5 Apr 00	SEDOL 6499550					
1 Mar 00	KYOWA HAKKO KOGYO JPY50	1 000 00	10 958 13	13 205 82	2 270 05	522 36
5 Apr 00	KAHUBENI CORP JPY50	2 000 00	7 229 71	5 419 71	1 18 43	332 87
5 Apr 00	SEDOL 6569464					
1 Mar 00	KAHUBENI CORP JPY50	2 000 00	7 229 71	5 419 71	1 18 43	332 87
5 Apr 00	MARUI CO JPY50	1 000 00	17 875 56	13 023 67	1 000 74	4 851 89
5 Apr 00	SEDOL 6569527					
1 Mar 00	MARUI CO JPY50	1 000 00	17 875 56	13 023 67	1 000 74	4 851 89

THE WINTHROP ROCKEFELLER FOUNDATION

990-PF

12/31/2000

71-0285871

Generated by The Northern Trust Company from periodic data on 17 Jan 01

The Northern Trust Company

Portfolio Statement

1 JAN 00 - 31 DEC 00

Account number WTRF01
Account Name WINTHROP ROCKEFELLER FDN

Realized Gain/Loss Detail - Tax Lots

Trade Date Security Description
Settle Date Acquisition Date
Shares/Pair Proceeds Cost
Short Term Long Term
Total

Security Deliveries

Equities

5 Apr 00	MATSUSHITA ELC IND Y50	3 000 00	64 599 01	89 890 03	8 817 27	3 555 65	5 281 62	0 00
5 Apr 00	SEDOL 6572707							
1 Mar 00		3 000 00	84 599 01	89 820 63	8 817 27	3 555 65	5 281 62	0 00
5 Apr 00	MEIJI SEIKA KAISHA JPY50	1 000 00	7 116 16	6 557 37	299 41	259 38	558 79	0 00
5 Apr 00	SEDOL 6576185							
1 Mar 00		1 000 00	7 116 16	6 557 37	299 41	259 38	558 79	0 00
5 Apr 00	MINEBEA CO INC	1 000 00	13 191 39	11 293 25	1 451 43	446 71	1 898 14	0 00
5 Apr 00	SEDOL 6842406							
1 Mar 00		1 000 00	13 191 39	11 293 25	1 451 43	446 71	1 898 14	0 00
5 Apr 00	MITSUBISHI CHEMICA Y50	3 000 00	12 405 96	10 464 48	1 527 56	413 92	1 941 48	0 00
5 Apr 00	SEDOL 6597001							
1 Mar 00		3 000 00	12 405 96	10 464 48	1 527 56	413 92	1 941 48	0 00
5 Apr 00	MITSUBISHI CORP Y50	2 000 00	17 695 77	14 683 47	2 244 47	587 93	2 832 40	0 00
5 Apr 00	SEDOL 6596785							
1 Mar 00		2 000 00	17 695 77	14 683 47	2 244 47	587 93	2 832 40	0 00
5 Apr 00	MITSUBISHI ELECT Y50	3 000 00	26 997 87	27 322 38	1 405 25	1 060 74	324 51	0 00
5 Apr 00	SEDOL 6597045							
1 Mar 00		3 000 00	26 997 87	27 322 38	1 405 25	1 060 74	324 51	0 00
5 Apr 00	MITSUBISHI EST CO Y50	2 000 00	22 351 35	17 686 02	3 955 26	699 60	4 664 86	0 00
5 Apr 00	SEDOL 6596729							
1 Mar 00		2 000 00	22 351 35	17 686 02	3 955 26	699 60	4 664 86	0 00
5 Apr 00	MITSUBISHI GAS Y50	1 000 00	2 468 76	1 867 03	517 88	73 85	621 73	0 00
5 Apr 00	SEDOL 6596923							
1 Mar 00		1 000 00	2 468 76	1 867 03	517 88	73 85	621 73	0 00
5 Apr 00	MITSUBISHI HEAVY IND LTD	5 000 00	15 945 11	11 251 8	2 149 49	524 16	2 693 75	0 00
5 Apr 00	SEDOL 6594067							
1 Mar 00		5 000 00	15 945 11	11 251 8	2 149 49	524 16	2 693 75	0 00
5 Apr 00		5 000 00	15 945 11	10 251 36	2 169 59	0 00	2 693 75	0 00

THE WINTHROP ROCKEFELLER FOUNDATION
990-PF

12/31/2000
71-0285871

Generated by The Northern Trust Company from periodic data on 17 Jan 01

The Northern Trust Company

Portfolio Statement

1 JAN 00 - 31 DEC 00

Account number WRF01
Account Name WINTHROP ROCKEFELLER FDN

Realized Gain/Loss Detail - Tax Lots

Trade Date	Security Description	Shares/Par	Proceeds	Cost	Short Term	Long Term	Market	Realized gain/loss	Total	Short Term	Long Term
------------	----------------------	------------	----------	------	------------	-----------	--------	--------------------	-------	------------	-----------

Security Deliveries

Equities

5 Apr 00	SEDOL 6507089	2 000 00	7 116 16	6 921 67	79 30	273 79	194 49	0 00	194 49	0 00	0 00
1 Mar 00		2 000 00	7 116 16	6 921 67	79 30	273 79	194 49	0 00	194 49	0 00	0 00
5 Apr 00	SEDOL 6597142	1 000 00	1 561 39	1 056 47	463 14	41 78	504 92	0 00	504 92	0 00	0 00
1 Mar 00		1 000 00	1 561 39	1 056 47	463 14	41 78	504 92	0 00	504 92	0 00	0 00
5 Apr 00	SEDOL 6597164	1 000 00	2 469 84	2 140 26	244 92	84 66	329 58	0 00	329 58	0 00	0 00
1 Mar 00		1 000 00	2 469 84	2 140 26	244 92	84 66	329 58	0 00	329 58	0 00	0 00
5 Apr 00	SEDOL 6590826	2 000 00	18 925 95	13 752 26	4 629 71	543 98	5 173 69	0 00	5 173 69	0 00	0 00
1 Mar 00		2 000 00	18 925 95	13 752 26	4 629 71	543 98	5 173 69	0 00	5 173 69	0 00	0 00
5 Apr 00	SEDOL 6597202	2 000 00	16 030 28	12 639 37	2 670 17	500 74	3 370 91	0 00	3 370 91	0 00	0 00
1 Mar 00		2 000 00	16 030 28	12 639 37	2 670 17	500 74	3 370 91	0 00	3 370 91	0 00	0 00
5 Apr 00	SEDOL 6597580	1 000 00	719 19	546 45	151 12	21 62	172 74	0 00	172 74	0 00	0 00
1 Mar 00		1 000 00	719 19	546 45	151 12	21 62	172 74	0 00	172 74	0 00	0 00
5 Apr 00	SEDOL 6597505	1 000 00	10 115 92	8 196 71	1 594 98	324 23	1 919 21	0 00	1 919 21	0 00	0 00
1 Mar 00		1 000 00	10 115 92	8 196 71	1 594 98	324 23	1 919 21	0 00	1 919 21	0 00	0 00
5 Apr 00	SEDOL 6670172	1 000 00	41 66 66	1 036 6	1 1 31	102 11	538 50	0 00	538 50	0 00	0 00
1 Mar 00		1 000 00	41 66 66	1 036 6	1 1 31	102 11	538 50	0 00	538 50	0 00	0 00
5 Apr 00	SEDOL 6597346	1 000 00	6 166 79	5 218 56	76 79	206 42	970 21	0 00	970 21	0 00	0 00
1 Mar 00		1 000 00	6 166 79	5 218 56	76 79	206 42	970 21	0 00	970 21	0 00	0 00

THE WINTHROP ROCKEFELLER FOUNDATION
990-PF
12/31/2000
71-0285871

The Northern Trust Company

Generated by The Northern Trust Company from periodic data on 17 Jan 01

Portfolio Statement

1 JAN 00 - 31 DEC 00

Realized Gain/Loss Detail - Tax Lots

Account number: WRT 01
 Account Name: WINTHROP ROCKEFELLER FDN

Trade Date	Security Description	Quantity	Market	Long Term	Short Term	Total
------------	----------------------	----------	--------	-----------	------------	-------

Security Deliveries

Equities

5 Apr 00	NIPPON MITSUB OIL Y50	SEDOL 6641303	2 000 00	7 135 04	7 047 24	211 86	0 00	270 55	270 55	0 00	0 00	67 63
1 Mar 00			2 000 00	7 135 04	7 047 14	11 84	0 00	270 54	270 54	0 00	0 00	17 89
5 Apr 00	NIPPON PAPER INDS JPY50	SEDOL 6479820	1 000 00	6 983 68	5 203 17	1 546 15	0 00	206 06	206 06	0 00	0 00	1 774 21
1 Mar 00			1 000 00	6 983 68	5 209 17	1 568 15	0 00	206 08	206 08	0 00	0 00	1 774 21
5 Apr 00	NIPPON SHEET GLASS Y50	SEDOL 6641447	1 000 00	10 097 00	9 153 00	581 31	0 00	362 06	362 06	0 00	0 00	944 00
1 Mar 00			1 000 00	10 097 00	9 153 00	581 31	0 00	362 06	362 06	0 00	0 00	944 00
5 Apr 00	NIPPON STEEL CORP JPY50	SEDOL 6642569	11 000 00	27 376 39	23 142 06	3 318 94	0 00	915 39	915 39	0 00	0 00	4 234 33
1 Mar 00			- 11 000 00	27 376 39	23 142 06	3 318 94	0 00	915 39	915 39	0 00	0 00	4 234 33
5 Apr 00	NIPPON TEL&TEL CP JPY0000	SEDOL 6641373	20 00	205 244 65	276 688 27	5 533 00	0 00	11 023 58	11 023 58	0 00	0 00	16 556 58
1 Mar 00			20 00	205 244 65	276 688 27	5 533 00	0 00	11 023 58	11 023 58	0 00	0 00	16 556 58
5 Apr 00	NIPPON YUSEN KK Y50	SEDOL 6643950	2 000 00	8 422 03	6 612 02	1 548 49	0 00	261 54	261 54	0 00	0 00	1 810 03
1 Mar 00			2 000 00	8 422 05	6 612 02	1 548 43	0 00	261 54	261 54	0 00	0 00	1 810 03
5 Apr 00	NISSAN MOTOR CO Y50	SEDOL 6642860	6 000 00	23 646 70	22 150 60	11 92	0 00	107 87	107 87	0 00	0 00	895 90
1 Mar 00			6 000 00	23 646 70	22 150 60	11 92	0 00	107 82	107 82	0 00	0 00	895 90
5 Apr 00	NOMURA SECURITIES Y50	SEDOL 6643108	3 000 00	94 622 36	60 063 50	7 052 32	0 00	3 404 34	3 404 34	0 00	0 00	10 456 86
1 Mar 00			3 000 00	94 522 36	60 063 50	7 051 52	0 00	3 404 34	3 404 34	0 00	0 00	10 456 86
5 Apr 00	NSK JPY50	SEDOL 6641544	1 000 00	7 759 04	7 021 86	460 03	0 00	277 75	277 75	0 00	0 00	737 78
1 Mar 00			1 000 00	7 759 04	7 021 86	460 03	0 00	277 75	277 75	0 00	0 00	737 78

THE WINTHROP ROCKEFELLER FOUNDATION
 990-PF
 12/31/2000
 71-0285871

The Northern Trust Company

Portfolio Statement

1 JAN 00 - 31 DEC 00

▶ Realized Gain/Loss Detail - Tax Lots

Account Number WRF01
Account Name WINTHROP ROCKEFELLER FDN

Trade Date Security Description
Settle Date Acquisition Date
Shares/Far Proceeds Cost Short Term Long Term
Margin Total Short Term Long Term

Security Deliveries

Equities

5 Apr 00 NTN CORP Y50 SEDOL 6651180 1 000 00 3 12.78 2 488 1 77 03 557 03 97 62 654 55

1 Mar 00 - 1 000 00 3 122 78 2 168 13 557 03 97 62 654 55

5 Apr 00 OBAYASHI CORP JPY50 SEDOL 6656107 1 000 00 3 870 62 2 641 53 925 90 112 39 1 038 29

1 Mar 00 1 000 00 3 870 62 2 641 53 925 90 112 39 1 038 29

5 Apr 00 OJI PAPER CO JPY50 SEDOL 6657701 2 000 00 14 280 03 8 526 40 4 985 87 376 82 4 762 69

1 Mar 00 2 000 00 14 289 09 8 526 40 4 365 67 376 82 4 762 69

5 Apr 00 ORIENT CORP JPY50 SEDOL 6661122 1 000 00 4 259 41 3 607 63 3 95 52 146 26 541 78

1 Mar 00 1 000 00 4 239 41 3 697 03 3 95 52 146 26 541 78

5 Apr 00 ORIX CORP JPY50 SEDOL 6661144 120 00 18 816 18 16 939 66 1 206 25 670 05 1 876 30

1 Mar 00 120 00 18 816 18 16 939 66 1 206 25 670 05 1 876 30

5 Apr 00 OSAKA GAS Y50 SEDOL 6661768 4 000 00 10 030 75 7 468 12 2 267 23 295 40 2 562 63

1 Mar 00 4 000 00 10 030 75 7 468 12 2 267 23 295 40 2 562 63

5 Apr 00 OYO CORPORATION JPY50 SEDOL 6665061 100 00 1 305 89 1 102 01 160 29 43 59 203 88

1 Mar 00 100 00 1 305 89 1 102 01 160 29 43 59 203 88

5 Apr 00 PENTA OCEANIC CONST JPY50 SEDOL 6680604 1 000 00 1 372 13 1 229 51 93 99 48 63 142 62

1 Mar 00 1 000 00 1 372 13 1 229 51 93 99 48 63 142 62

5 Apr 00 SAKURA BANK JPY50 SEDOL 6599714 6 000 00 45 876 51 34 426 20 10 088 57 1 361 74 11 450 31

1 Mar 00 6 000 00 45 876 51 31 426 20 10 088 57 1 361 74 11 450 31

The Northern Trust Company

THE WINTHROP ROCKEFELLER FOUNDATION
990-PF
12/31/2000

Generated by The Northern Trust Company from periodic data on 17 Jan 01

Portfolio Statement

1 JAN 00 - 31 DEC 00

Realized Gain/Loss Detail - Tax Lots

Account Name WINTHROP ROCKEFELLER FDN
 Account Number WRF01

Trade Date	Security Description	Share/Par	Proceed	Cost	Short Term	Long Term	Market	Realized gain/loss	Acquisition Date

Security Deliveries

Equities

5 Apr 00	SANKYO CO JPY50	1 000 00	28 780 22	28 780 01	5 193 85	821 38	0 015 21	0 00	5 Apr 00
5 Apr 00	SEDOL 6775283								
1 Mar 00		1 000 00	28 780 22	28 780 01	5 193 85	821 38	0 015 21	0 00	1 Mar 00
5 Apr 00	SANYO ELEC CO Y50	3 000 00	18 509 58	12 431 09	5 566 16	491 73	0 077 89	0 00	5 Apr 00
5 Apr 00	SEDOL 6776769								
1 Mar 00		3 000 00	18 509 58	12 431 09	5 566 16	491 73	0 077 89	0 00	1 Mar 00
5 Apr 00	SAPORO BREWERIES JPY50	1 000 00	4 069 08	3 078 32	868 99	121 77	990 76	0 00	5 Apr 00
5 Apr 00	SEDOL 6776907								
1 Mar 00		1 000 00	4 069 08	3 078 32	868 99	121 77	990 76	0 00	1 Mar 00
5 Apr 00	SEGA CORP JPY50	200 00	3 709 49	- 5 648 63	2 160 49	223 35	1 937 14	0 00	5 Apr 00
5 Apr 00	SEDOL 6791955								
1 Mar 00		200 00	3 709 49	- 5 648 63	2 160 49	223 35	1 937 14	0 00	1 Mar 00
5 Apr 00	SEKISUI CHEMI Y50	1 000 00	3 785 19	3 103 65	556 70	122 84	679 34	0 00	5 Apr 00
5 Apr 00	SEDOL 6793821								
1 Mar 00		1 000 00	3 785 19	3 103 65	556 70	122 84	679 34	0 00	1 Mar 00
5 Apr 00	SEKISUI HOUSE Y50	1 000 00	9 585 99	7 650 27	1 933 12	302 60	1 935 72	0 00	5 Apr 00
5 Apr 00	SEDOL 6793306								
1 Mar 00		1 000 00	9 585 99	7 650 27	1 933 12	302 60	1 935 72	0 00	1 Mar 00
5 Apr 00	SHARP CORP JPY50	2 000 00	30 639 13	42 222 91	- 469 74	1 665 98	2 783 79	0 00	5 Apr 00
5 Apr 00	SEDOL 6806502								
1 Mar 00		2 000 00	30 639 13	42 222 91	- 469 74	1 665 98	2 783 79	0 00	1 Mar 00
5 Apr 00	SHIMACHU Y50	100 00	1 277 50	1 001 82	236 05	39 83	275 68	0 00	5 Apr 00
5 Apr 00	SEDOL 6804455								
1 Mar 00		100 00	1 277 50	1 001 82	236 05	39 83	275 68	0 00	1 Mar 00
5 Apr 00	SHIMIZU CORP Y50	1 000 00	1 277 50	1 001 82	236 05	39 83	275 68	0 00	5 Apr 00
5 Apr 00	SEDOL 6804400								
1 Mar 00		1 000 00	1 277 50	1 001 82	236 05	39 83	275 68	0 00	1 Mar 00
5 Apr 00	1 000 00	2 895 67	2 413 46	386 72	0 00	95 47	482 19	0 00	5 Apr 00

THE WINTHROP ROCKEFELLER FOUNDATION
 990-PF
 12/31/2000
 71-0000

The Northern Trust Company

Generated by The Northern Trust Company from periodic data on 17 Jan 01

Portfolio Statement

1 JAN 00 - 31 DEC 00

Account Number: WTR01
 Account Name: WINTHROP ROCKEFELLER FDN

Realized Gain/Loss Detail - Tax Lots

Trade Date	Security Description	Shares/Par	Proceeds	Cost	Short Term	Long Term	Market	Realized gain/loss	Total
Sell/Date	Acquisition Date				Short Term	Long Term	Translation	Short Term	Long Term

Security Deliveries

Equities

5 Apr 00	SHIN ETSU CHEM CO Y50	SEDOL 6804585	- 1,000 00	60 089 90	55 464 43	2 431 56	0 00	2 193 91	4 625 47
1 Mar 00			1 000 00	60 089 90	55 464 43	2 431 56	0 00	2 193 91	4 625 47

5 Apr 00	SHIONGI & CO JPY50	SEDOL 6804682	- 1 000 00	17 657 91	- 14 025 40	3 077 64	0 00	554 78	3 632 42
1 Mar 00			1 000 00	17 657 91	14 025 40	3 077 64	0 00	554 78	3 632 42

5 Apr 00	SHISEIDO CO Y50	SEDOL 6805265	1 000 00	13 181 93	- 12 049 17	656 14	0 00	476 62	1 132 70
1 Mar 00			- 1 000 00	13 181 93	12 049 17	656 14	0 00	476 62	1 132 76

5 Apr 00	SHIZUOKA BANK Y50	SEDOL 6805328	1 000 00	8 138 16	7 950 82	127 15	0 00	314 49	187 34
1 Mar 00			- 1 000 00	8 138 16	7 950 82	127 15	0 00	314 49	187 34

5 Apr 00	SHOWA DENKO KK Y50	SEDOL 6805469	2 000 00	2 725 34	- 2 422 58	206 93	0 00	95 83	302 76
1 Mar 00			- 2 000 00	2 725 34	2 422 58	206 93	0 00	95 83	302 76

5 Apr 00	SHOWA SHELL SEKIKU JPY50	SEDOL 6805544	1 000 00	4 002 84	3 369 76	499 79	0 00	133 29	633 08
1 Mar 00			1 000 00	4 002 84	3 369 76	499 79	0 00	133 29	633 08

5 Apr 00	SMC CORP JPY50	SEDOL 6763965	100 00	20 166 14	18 397 07	1 031 37	0 00	727 70	1 759 07
1 Mar 00			100 00	20 166 14	18 397 07	1 031 37	0 00	727 70	1 759 07

5 Apr 00	SNOW BRAND MILK Y50	SEDOL 6818401	- 1 000 00	4 258 34	4 244 08	153 61	0 00	167 87	14 26
1 Mar 00			1 000 00	4 258 34	4 244 08	153 61	0 00	167 87	14 26

5 Apr 00	SOFTBANK CORP JPY50	SEDOL 6770620	- 200 00	154 246 61	293 673 87	147 773 36	0 00	8 446 00	139 327 36
1 Mar 00			1 000 00	1 508 31	1 211 011	1 116 1	0 00	167 117	1 170

1 Mar 00			- 100 00	77 123 26	- 150 273 09	- 79 093 92	0 00	5 944 09	73 149 83
2 Mar 00			- 100 00	77 123 25	- 143 300 78	68 679 44	0 00	2 501 91	66 177 53

THE WINTHROP ROCKEFELLER FOUNDATION
 990-PF
 12/31/2000

Generated by The Northern Trust Company from periodic data on 17 Jan 01

The Northern Trust Company

Portfolio Statement

1 JAN 00 - 31 DEC 00

Account number WRF01
Account Name WINTROP ROCKEFELLER FDN

Realized Gain/Loss Detail - Tax Lots

Trade Date	Security Description	Market	Realized Gain/Loss	Short Term	Long Term	Total
------------	----------------------	--------	--------------------	------------	-----------	-------

Security Deliveries

Equities

19 May 00 SONY CORP NEW JPY50(22/5/2000) - 700 00 906 70 0 00 906 70 0 00 906 70 0 00

1 Mar 00 700 00 906 70 0 00 906 70 0 00 906 70 0 00

5 Apr 00 SONY CORP Y50 700 00 906 70 0 00 906 70 0 00 906 70 0 00

5 Apr 00 SEDOL 6821508 700 00 906 70 0 00 906 70 0 00 906 70 0 00

1 Mar 00 700 00 906 70 0 00 906 70 0 00 906 70 0 00

5 Apr 00 SUMITOMO BANK JPY50 5 000 00 76 886 68 60 063 70 14 447 14 2 375 84 16 822 98 0 00

5 Apr 00 SEDOL 6858526 5 000 00 76 886 68 60 063 70 14 447 14 2 375 84 16 822 98 0 00

1 Mar 00 5 000 00 76 886 68 60 063 70 14 447 14 2 375 84 16 822 98 0 00

5 Apr 00 SUMITOMO CHEMICAL JPY50 3 000 00 16 493 97 11 338 79 4 706 67 448 51 5 155 18 0 00

5 Apr 00 SEDOL 6858560 3 000 00 16 493 97 11 338 79 4 706 67 448 51 5 155 18 0 00

1 Mar 00 3 000 00 16 493 97 11 338 79 4 706 67 448 51 5 155 18 0 00

5 Apr 00 SUMITOMO CORP JPY50 2 000 00 21 275 22 22 586 50 7 15 30 693 47 1 638 72 0 00

5 Apr 00 SEDOL 6858946 2 000 00 21 275 22 22 586 50 7 15 30 693 47 1 638 72 0 00

1 Mar 00 2 000 00 21 275 22 22 586 50 7 15 30 693 47 1 638 72 0 00

5 Apr 00 SUMITOMO ELECT IND Y50 1 000 00 13 862 19 13 205 6 154 01 522 36 676 37 0 00

5 Apr 00 SEDOL 6858708 1 000 00 13 862 19 13 205 6 154 01 522 36 676 37 0 00

1 Mar 00 1 000 00 13 862 19 13 205 6 154 01 522 36 676 37 0 00

5 Apr 00 SUMITOMO HEAVY IND JPY50 1 000 00 2 536 08 2 140 76 311 16 395 82 0 00

5 Apr 00 SEDOL 6858731 1 000 00 2 536 08 2 140 76 311 16 395 82 0 00

1 Mar 00 1 000 00 2 536 08 2 140 76 311 16 395 82 0 00

5 Apr 00 SUMITOMO M RESFIRE Y50 - 1 000 00 5 072 16 4 280 51 622 33 169 32 791 65 0 00

5 Apr 00 SEDOL 6858786 - 1 000 00 5 072 16 4 280 51 622 33 169 32 791 65 0 00

1 Mar 00 1 000 00 5 072 16 4 280 51 622 33 169 32 791 65 0 00

5 Apr 00 SUMITOMO METAL IND Y50 5 000 00 5 053 73 3 887 98 1 731 24 1 665 25 0 00

5 Apr 00 SEDOL 6858647 5 000 00 5 053 73 3 887 98 1 731 24 1 665 25 0 00

1 Mar 00 6 000 00 5 053 23 3 887 98 1 531 24 1 665 25 0 00

The Northern Trust Company

THE WINTROP ROCKEFELLER FOUNDATION
990-PF
12/31/2000
71-0785071

Generated by The Northern Trust Company from periodic data on 17 Jan 01

Portfolio Statement

1 JAN 00 - 31 DEC 00

Account Name: WINTHROP ROCKEFELLER FDN
Account Number: WRF01

Realized Gain/Loss Detail - Tax Lots

Trade Date Security Description Shares/Pct Proceeds Cost Short Term Long Term Total

Security Deliveries

Equities

5 Apr 00 SUMITOMO METAL MING JPY50 1 000 00 1 274 13 2 267 91 812 59 93 66 906 25

1 Mar 00 1 000 00 3 274 19 2 307 91 812 59 93 66 906 25

5 Apr 00 SUMITOMO OSAKA CEM Y50 1 000 00 3 737 88 3 706 74 115 49 146 63 31 14

1 Mar 00 1 000 00 3 737 88 3 706 74 115 49 146 63 31 14

5 Apr 00 TAIHEIYO CEMENT JPY50 1 000 00 1 731 72 1 693 81 74 87 63 04 137 91

1 Mar 00 1 000 00 1 731 72 1 693 81 74 87 63 04 137 91

5 Apr 00 TAISEI CORP Y50 2 000 00 3 293 12 2 950 82 25 58 116 72 342 30

1 Mar 00 2 000 00 3 293 12 2 950 82 25 58 116 72 342 30

5 Apr 00 TAISHO PHARM CO Y50 1 000 00 35 391 53 29 113 87 5 054 87 1 152 79 6 247 66

1 Mar 00 1 000 00 35 391 53 29 113 87 5 054 87 1 152 79 6 247 66

5 Apr 00 TAKEDA CHEMICAL IN Y50 1 000 00 74 852 14 56 921 62 15 678 97 2 251 55 17 930 52

1 Mar 00 1 000 00 74 852 14 56 921 62 15 678 97 2 251 55 17 930 52

5 Apr 00 TEIJIN Y50 1 000 00 4 267 80 3 334 42 177 75 155 63 333 36

1 Mar 00 1 000 00 4 267 80 3 334 42 177 75 155 63 333 36

5 Apr 00 TOBU KALWAY CO Y50 1 000 00 2 763 19 2 763 19 124 17 109 84 14 59

1 Mar 00 1 000 00 2 763 19 2 763 19 124 17 109 84 14 59

5 Apr 00 TODA CORP Y50 1 000 00 2 879 82 3 014 57 746 00 119 25 865 25

1 Mar 00 1 000 00 2 879 82 3 014 57 746 00 119 25 865 25

THE WINTHROP ROCKEFELLER FOUNDATION

990-PF

12/31/2000

Generated by The Northern Trust Company from periodic data on 17 Jan 01

The Northern Trust Company

Portfolio Statement

JAN 00 - 31 DEC 00

Account number WRF01
Account Name WINTHROP ROCKEFELLER FDN

Realized Gain/Loss Detail - Tax Lots

Trade Date	Security Description	SPRIN	ACQ	DATE	REAL	PRIN	DATE	REAL	PRIN	DATE	REAL	PRIN	DATE	REAL	PRIN
------------	----------------------	-------	-----	------	------	------	------	------	------	------	------	------	------	------	------

Security Deliveries

Equities

5 Apr 00	BBA GROUP ORD 25P	1 000 00	0 670 50	0 174 77	428 62	67 11	495 73	0 00	0 00	0 00	0 00	0 00	0 00	0 00	0 00
1 Mar 00	BBA GROUP ORD 25P	1 000 00	0 670 50	0 174 77	428 62	67 11	495 73	0 00	0 00	0 00	0 00	0 00	0 00	0 00	0 00

5 Apr 00	BG GROUP ORD GBP0 10	5 000 00	28 305 73	22 381 94	5 680 55	243 24	5 233 79	0 00	0 00	0 00	0 00	0 00	0 00	0 00	0 00
1 Mar 00	BG GROUP ORD GBP0 10	5 000 00	28 305 73	22 381 94	5 680 55	243 24	5 233 79	0 00	0 00	0 00	0 00	0 00	0 00	0 00	0 00

5 Apr 00	BLUE CHICL THY ORD (BPU 50	1 000 00	1 171 21	1 171 21	225 01	73 66	151 35	0 00	0 00	0 00	0 00	0 00	0 00	0 00	0 00
1 Mar 00	BLUE CHICL THY ORD (BPU 50	1 000 00	1 171 21	1 171 21	225 01	73 66	151 35	0 00	0 00	0 00	0 00	0 00	0 00	0 00	0 00

5 Apr 00	BOC GROUP ORD 25P	1 000 00	13 740 20	20 294 89	734 81	220 12	514 63	0 00	0 00	0 00	0 00	0 00	0 00	0 00	0 00
1 Mar 00	BOC GROUP ORD 25P	1 000 00	13 740 20	20 294 89	734 81	220 12	514 63	0 00	0 00	0 00	0 00	0 00	0 00	0 00	0 00

5 Apr 00	BOOTS CO ORD GBP0 25	1 227 00	13 192 18	10 311 47	2 768 55	112 06	2 880 71	0 00	0 00	0 00	0 00	0 00	0 00	0 00	0 00
1 Mar 00	BOOTS CO ORD GBP0 25	1 227 00	13 192 18	10 311 47	2 768 55	112 06	2 880 71	0 00	0 00	0 00	0 00	0 00	0 00	0 00	0 00

5 Apr 00	BP AMOCO ORD USD0 25	31 000 00	274 064 85	242 376 72	29 083 13	2 604 97	31 688 10	0 00	0 00	0 00	0 00	0 00	0 00	0 00	0 00
1 Mar 00	BP AMOCO ORD USD0 25	31 000 00	274 064 85	242 376 72	29 083 13	2 604 97	31 688 10	0 00	0 00	0 00	0 00	0 00	0 00	0 00	0 00

5 Apr 00	BRIT AMER TOBACCO ORD GBP0 25	3 000 00	10 265 32	12 561 26	3 749 49	134 55	3 884 04	0 00	0 00	0 00	0 00	0 00	0 00	0 00	0 00
1 Mar 00	BRIT AMER TOBACCO ORD GBP0 25	3 000 00	10 265 32	12 561 26	3 749 49	134 55	3 884 04	0 00	0 00	0 00	0 00	0 00	0 00	0 00	0 00

5 Apr 00	BRITISH AIRWAYS ORD 25P	2 000 00	10 420 60	7 498 26	849 26	102 90	952 16	0 00	0 00	0 00	0 00	0 00	0 00	0 00	0 00
1 Mar 00	BRITISH AIRWAYS ORD 25P	2 000 00	10 420 60	7 498 26	849 26	102 90	952 16	0 00	0 00	0 00	0 00	0 00	0 00	0 00	0 00

5 Apr 00	BRITISH LAND CO ORD 25P	1 000 00	6 147 67	5 201 11	583 94	59 82	643 76	0 00	0 00	0 00	0 00	0 00	0 00	0 00	0 00
1 Mar 00	BRITISH LAND CO ORD 25P	1 000 00	6 147 67	5 201 11	583 94	59 82	643 76	0 00	0 00	0 00	0 00	0 00	0 00	0 00	0 00

THE WINTHROP ROCKEFELLER FOUNDATION
990-PF
12/31/2000
71-0285871

The Northern Trust Company

Generated by The Northern Trust Company from periodic data on 17 Jan 01

Portfolio Statement

1 JAN 00 - 31 DEC 00

Account Name WINTHROP ROCKEFELLER FDN
Account number WRF01

Realized Gain/Loss Detail - Tax Lots

Trade Date Security Description Shares/Pri Proceeds Cost Short Term Long Term Market Realized gain/loss Total
Settle Date Acquisition Date Short Term Long Term

Security Deliveries

Equities

5 Apr 00 BRITISH SKY BROADC ORD GBP0 50 3,000.00 76,811.98 12,787.97 856.50 0.00 11,931.47

5 Apr 00 SEDOL 0141192

1 Mar 00 3,000.00 66,880.51 78,811.98 12,787.97 856.50 0.00 -11,931.47

5 Apr 00 BRITISH TELECOM ORD 25P 9,981.00 174,687.30 177,445.04 4,466.12 0.00 1,928.38 2,557.74

5 Apr 00 SEDOL 0140843

1 Mar 00 9,981.00 174,687.30 177,445.04 4,466.12 0.00 1,928.38 2,557.74

5 Apr 00 BUNZL ORD 25P 1,000.00 1,667.75 4,571.55 46.52 0.00 49.68 96.30

5 Apr 00 SEDOL 0154004

1 Mar 00 1,000.00 1,667.75 4,571.55 46.52 0.00 49.68 96.30

5 Apr 00 CADBURY SCHWEPRES ORD GBP0 125 3,000.00 20,968.98 18,000.87 2,772.49 0.00 195.62 2,968.11

5 Apr 00 SEDOL 0610700

1 Mar 00 3,000.00 20,968.98 18,000.87 2,772.49 0.00 195.62 2,968.11

5 Apr 00 CATHAY WHARF GROUP ORD GHK 0 01 1,000.00 1,111.40 1,384.76 602.77 0.00 54.17 656.94

5 Apr 00 SEDOL 0571772

1 Mar 00 1,000.00 5,611.20 4,984.26 602.77 0.00 54.17 656.94

5 Apr 00 CARLTON COMMUNCTS ORD 5P 1,000.00 10,361.80 11,333.63 1,092.00 0.00 123.17 968.83

5 Apr 00 SEDOL 0341925

1 Mar 00 1,000.00 10,361.80 11,333.63 1,092.00 0.00 123.17 968.83

5 Apr 00 CENTRICA ORD GBX5 55555 5,000.00 22,761.27 20,310.46 2,233.08 0.00 220.73 2,453.81

5 Apr 00 SEDOL 0573138

1 Mar 00 5,000.00 22,761.27 20,310.46 2,233.08 0.00 220.73 2,453.81

5 Apr 00 CGNU ORD GBP0 25 2,000.00 30,400.23 24,350.24 5,785.36 0.00 264.63 6,049.99

5 Apr 00 SEDOL 0216238

1 Mar 00 2,000.00 30,400.23 24,350.24 5,785.36 0.00 264.63 6,049.99

5 Apr 00 COATS VITELLA ORD GBP0 20 1,000.00 1,701.24 678.76 432 0.00 7.16 11.48

5 Apr 00 SEDOL 0927037

1 Mar 00 1,000.00 678.76 658.76 432 0.00 7.16 11.48

THE WINTHROP ROCKEFELLER FOUNDATION

990-PF
12/31/2000

Generated by The Northern Trust Company from periodic data on 17 Jan 01

The Northern Trust Company

Portfolio Statement

1 JAN 00 - 31 DEC 00

Account number WTR01
Account Name WINTHROP ROCKEFELLER FDN

Realized Gain/Loss Detail - Tax Lots

Trade Date	Security Description	Market	Realized gain/loss	Total
Settle Date	Acquisition Date	Short Term	Long Term	Long Term

Security Deliveries

Equities

Trade Date	Security Description	Market	Realized gain/loss	Total
Settle Date	Acquisition Date	Short Term	Long Term	Long Term
5 Apr 00	COMPASS GROUP ORD GP0 025 SEDOL 0286011	1 Mar 00	11 905 08	1 713 47
5 Apr 00	CORUS GROUP ORD GP0 50 SEDOL 0828053	1 Mar 00	8 651 02	426 86
5 Apr 00	DIAGEO ORD GBX78 935185 SEDOL 0237400	1 Mar 00	38 612 52	4 094 70
5 Apr 00	DIXONS GROUP ORD GP0 025 SEDOL 0017245	1 Mar 00	14 122 51	3 409 20
5 Apr 00	ELECTROCOMPONENTS ORD G14 10 SEDOL 030914	1 Mar 00	11 369 19	1 618 40
5 Apr 00	LMI GROUP ORD GP0 14 SEDOL 0044473	1 Mar 00	10 982 83	529 87
5 Apr 00	FKI PLC SEDOL 0329459	1 Mar 00	3 841 92	494 49
5 Apr 00	GKN ORD GP0 50 SEDOL 0252404	1 Mar 00	13 095 59	152 24
5 Apr 00	GLAXO WELLCOM ORD G11 0 25 SEDOL 0371784	1 Mar 00	145 242 29	39 985 11

The Northern Trust Company

THE WINTHROP ROCKEFELLER FOUNDATION Generated by The Northern Trust Company from periodic data on 17 Jan 01
990-PP

Portfolio Statement

1 JAN 00 - 31 DEC 00

Account number WINF01
Account Name WINTHROP ROCKEFELLER FDN

Realized Gain/Loss Detail - Tax Lots

Trade Date Security Description Share #/Pn Proceeds Cost Short Term Long Term Translation Short Term Long Term Total

Security Deliveries

Equities

5 Apr 00	GRANADA GROUP ORD GBP0 125	3 000 00	30 280 54	30 715 50	768 75	333 79	434 96	0 00
1 Mar 00		3 000 00	30 280 54	30 715 50	- 768 75	333 79	434 96	0 00

5 Apr 00	GREAT FORLAND EST ORD 50P	1 000 00	3 143 75	2 857 21	255 49	31 05	286 54	0 00
5 Apr 00	SEDOL 0384807						286 54	0 00

5 Apr 00	GREAT UNIV STORES ORD GRT 0 5	- 2 000 00	11 314 31	11 341 56	150 50	123 25	27 25	0 00
5 Apr 00	SEDOL 0384704						27 25	0 00

5 Apr 00	HALIFAX GROUP ORD GBP0 20	4 000 00	45 512 58	36 703 04	8 446 06	363 48	8 805 54	0 00
1 Mar 00		1 000 00	3 143 75	2 857 21	255 49	31 05	286 54	0 00

1 Mar 00		1 000 00	31 131 43	27 143 96	6 695 49	294 98	6 990 47	0 00
2 Mar 00		1 000 00	11 376 15	9 550 08	1 750 57	68 50	1 819 07	0 00

5 Apr 00	HARRISON ORK CRT 2	1 000 00	7 185 10	6 428 75	686 53	62 07	756 40	0 00
1 Mar 00		1 000 00	7 185 15	1 428 75	686 53	62 07	756 40	0 00

5 Apr 00	HATS ORD 1P	3 000 00	20 416 42	19 072 53	1 138 82	207 27	1 346 09	0 00
5 Apr 00	SEDOL 0116102						1 346 09	0 00

1 Mar 00		3 000 00	20 416 42	19 072 53	1 138 82	207 27	1 346 09	0 00
5 Apr 00	HILTON GRP ORD 10P	2 000 00	7 175 92	7 365 27	1 730 61	80 04	1 810 65	0 00

5 Apr 00	HISBC HLDGS ORD USD0 00UR KLSJ	1 000 00	115 134 66	152 70 10	8 728 44	1 659 50	7 068 94	0 00
1 Mar 00		13 692 00	145 738 86	152 702 60	8 728 44	1 659 50	7 068 94	0 00

5 Apr 00	MAIL ORD 25P	1 000 00	3 143 75	3 143 75	276 20	37 39	313 59	0 00
1 Mar 00		1 000 00	3 143 15	3 140 50	276 20	37 39	313 59	0 00

THE WINTHROP ROCKEFELLER FOUNDATION
990-PF
12/31/2000
71 000 00

The Northern Trust Company

Generated by The Northern Trust Company from periodic data on 17 Jan 01

Portfolio Statement

JAN 00 - 31 DEC 00

Account number WRF01
Account Name WINTHROP ROCKEFELLER FDN

► Realized Gain/Loss Detail - Tax Lots

Trade Date Security Description Share / P/B Proceeds Short Term Long Term Translation Short Term Long Term Total

Security Deliveries

Equities

5 Apr 00 IMPERIAL CHEM INDS ORD GBP1 1 000 00 8 457 81 7 706 56 667 50 83 75 751 25 0 00

1 Mar 00 1 000 00 8 457 81 7 706 56 667 50 83 75 751 25 0 00

5 Apr 00 INTL POWER ORD GBP0 50 - 2 000 00 10 077 56 11 849 51 1 500 73 128 78 - 1 771 95 0 00

1 Mar 00 2 000 00 10 077 56 11 849 51 1 500 73 128 78 1 771 95 0 00

5 Apr 00 IN-ENSYS ORD GBP0 25 6 000 00 26 995 79 27 596 35 1 900 47 269 91 1 600 56 0 00

1 Mar 00 6 000 00 26 995 79 27 596 35 1 900 47 269 91 1 600 56 0 00

5 Apr 00 KINGFISHER ORD GBP0 125 2 000 00 17 218 82 15 127 58 1 927 04 164 40 2 091 44 0 00

1 Mar 00 2 000 00 17 218 82 15 127 58 1 927 04 164 40 2 091 44 0 00

5 Apr 00 LAND SECURITIES ORD GBP1 838 00 9 742 10 9 510 89 127 92 103 35 231 27 0 00

1 Mar 00 838 00 9 742 10 9 510 89 127 92 103 35 231 27 0 00

5 Apr 00 LASMO ORD 25F 2 000 00 3 678 35 3 190 58 453 10 34 67 487 77 0 00

1 Mar 00 2 000 00 3 678 35 3 190 58 453 10 34 67 487 77 0 00

5 Apr 00 LEGAL & GENERAL GP ORD GBP0 0.5 8 000 00 23 075 45 19 683 45 3 178 09 213 91 3 392 00 0 00

1 Mar 00 8 000 00 23 075 45 19 683 45 3 178 09 213 91 3 392 00 0 00

5 Apr 00 LLOYDS TSB GROUP ORD GBP0 25 8 392 00 99 302 12 78 327 78 20 123 12 851 22 20 974 34 0 00

1 Mar 00 8 392 00 99 302 12 78 327 78 20 123 12 851 22 20 974 34 0 00

5 Apr 00 LOGICA ORD GBP0 10 1 000 00 27 336 37 43 982 49 16 517 68 471 46 16 046 22 0 00

1 Mar 00 1 000 00 27 336 37 43 982 49 16 517 68 471 46 16 046 22 0 00

THE WINTHROP ROCKEFELLER FOUNDATION

990-PF

12/31/2000

71-0285871

Generated by The Northern Trust Company from periodic data on 17 Jan 01

The Northern Trust Company

Portfolio Statement

1 JAN 00 - 31 DEC 00

► Realized Gain/Loss Detail - Tax Lots

Trade Date	Security Description	Shares/Pai	Proceeds	Cost	Short Term	Long Term	Market	Realized gain/loss	Total
Settle Date	Acquisition Date								

Security Deliveries

Equities

5 Apr 00	MARCONI ORD GBP0 05	SEDOL 0877131	4 000 00	42 959 27	50 001 71	7 585 82	543 38	7 042 44	0 00
1 Mar 00			4 000 00	42 959 27	50 001 71	7 585 82	543 38	7 042 44	0 00

5 Apr 00	MARKS & SPENCER ORD 25F	SEDOL 0565407	1 4 00	19 875 31	16 170 18	3 479 43	175 73	3 655 16	0 00
1 Mar 00			4 129 00	19 825 34	16 170 18	3 479 43	175 73	3 655 16	0 00

5 Apr 00	MEPC ORD GBX30 263157	SEDOL 0290908	1 000 00	6 135 90	5 337 44	740 46	58 00	798 46	0 00
1 Mar 00			1 000 00	6 135 90	5 337 44	740 46	58 00	798 46	0 00

5 Apr 00	MISYS PLC PAR ORD 1P ISIN GB00038J7850	SEDOL 0385785	1 000 00	12 718 63	15 040 08	2 484 90	163 45	- 2 321 45	0 00
1 Mar 00			1 000 00	12 718 63	15 040 08	- 2 484 90	163 45	2 321 45	0 00

5 Apr 00	NATIONAL GRID GRP ORD GBX11 764705	SEDOL 0242824	2 000 00	16 819 86	15 555 96	1 094 85	169 05	1 263 90	0 00
1 Mar 00			2 000 00	16 819 86	15 555 96	1 094 85	169 05	1 263 90	0 00

5 Apr 00	NOVAR ORL GBX71 717771	SEDOL 0176468	1 000 00	2 258 07	2 111 17	123 96	22 94	146 90	0 00
1 Mar 00			1 000 00	2 258 07	2 111 17	123 96	22 94	146 90	0 00

5 Apr 00	LYCONEY ALMCKSH-M ORD GBP0 05	SEDOL 0274753	1 000 00	8 262 27	8 201 18	61 61	69 70	38 09	0 00
1 Mar 00			1 000 00	8 262 27	8 254 18	61 61	69 70	38 09	0 00

5 Apr 00	F & O DTD GBP1	SEDOL 0580048	2 000 00	10 661 82	11 274 15	735 16	122 53	612 63	0 00
1 Mar 00			2 000 00	10 661 82	11 274 15	735 16	122 53	612 63	0 00

5 Apr 00	PEARSON ORD 25F	SEDOL 0677608	45 1 00	19 378 84	40 978 11	1 916 41	336 65	1 579 76	0 00
1 Mar 00			45 2 00	19 378 84	40 978 11	1 916 41	336 65	1 579 76	0 00

1 Mar 00			45 2 00	19 378 84	40 978 11	1 916 41	336 65	1 579 76	0 00
----------	--	--	---------	-----------	-----------	----------	--------	----------	------

THE WINTHROP ROCKEFELLER FOUNDATION

990-PF
12/31/2000
71-0285871

The Northern Trust Company

Portfolio Statement

1 JAN 00 - 31 DEC 00

Account number WTRF01
Account Name WINTHROP ROCKEFELLER FDN

▶ Realized Gain/Loss Detail - Tax Lots

Trade Date	Security Description	Market	Realized gain/loss	Total
Sell Date	Acquisition Date	Short Term	Long Term	Long Term

Security Deliveries

Equities

Trade Date	Security Description	Share / Pn	Cost	Short Term	Long Term	Realized gain/loss	Total
5 Apr 00	PILKINGTON ORD 50P	1 027 00	1 784 58	206 79	19 39	0 00	226 18
5 Apr 00	SEDOL 0688482						
1 Mar 00		1 027 00	1 784 58	206 79	19 39	0 00	226 18
5 Apr 00	PRUDENTIAL PLC 5P	3 000 00	46 144 46	4 292 40	501 48	0 00	4 793 88
5 Apr 00	SEDOL 0709954						
1 Mar 00		3 000 00	50 938 34	46 144 46	501 48	0 00	4 793 88
5 Apr 00	RAILTRACK GROUP ORD 5P	1 000 00	11 649 43	10 254 24	1 283 75	0 00	1 114 44
5 Apr 00	SEDOL 0721293						
1 Mar 00		1 000 00	11 649 43	10 254 24	1 283 75	0 00	1 114 44
5 Apr 00	RANK GROUP ORD GRP0 10	1 000 00	2 365 74	2 508 00	- 149 51	0 00	122 26
5 Apr 00	SEDOL 0724076						
1 Mar 00		1 000 00	2 365 74	2 508 00	- 149 51	0 00	122 26
5 Apr 00	REED INTERNATIONAL ORD GRP0 125	2 000 00	14 721 37	14 921 02	361 80	0 00	162 15
5 Apr 00	SEDOL 0730835						
1 Mar 00		2 000 00	14 721 37	14 921 02	361 80	0 00	162 15
5 Apr 00	RENTOKIL INITIAL ORD GRP0 01	4 000 00	10 739 82	13 524 10	2 931 32	0 00	146 98
5 Apr 00	SEDOL 0732717						
1 Mar 00		4 000 00	10 739 82	13 524 10	2 931 32	0 00	146 98
5 Apr 00	REUTERS GROUP ORD GRP0 25	2 000 00	11 111 01	13 350 74	9 160 81	0 00	471 11
5 Apr 00	SEDOL 0230913						
1 Mar 00		2 000 00	11 111 01	13 350 74	9 160 81	0 00	471 11
5 Apr 00	REXAL ORD GBX04 285714	1 000 00	3 074 36	2 900 66	741 97	0 00	773 50
5 Apr 00	SEDOL 0425045						
1 Mar 00		1 000 00	3 074 36	2 900 66	741 97	0 00	773 50
5 Apr 00	RIO TINTO PLC ORD 10P16EGD1	1 610 00	26 050 30	23 921 02	3 875 32	0 00	4 135 28
5 Apr 00	SEDOL 0710875						
1 Mar 00		1 610 00	26 050 30	23 921 02	3 875 32	0 00	4 135 28
1 Mar 00		1 610 00	26 050 30	23 921 02	3 875 32	0 00	4 135 28

THE WINTHROP ROCKEFELLER FOUNDATION
990-PF

12/31/2000
71-0285871

The Northern Trust Company

Generated by The Northern Trust Company from periodic data on 17 Jan 01

Portfolio Statement

1 JAN 00 - 31 DEC 00

Account number WRR01
Account Name WINTHROP ROCKFELLER FDN

Realized Gain/Loss Detail - Tax Lots

Trade Date	Security Description	Shares / P II	Proceeds	Cost	Short Term	Long Term	Translation	Short Term	Long Term	Total
Settle Date	Acquisition Date				Realized gain/loss					

Security Deliveries

Equities

5 Apr 00	ROYAL BK SCOTLAND ORD GRP 25	1 400 00	22 587 13	18 645 32	3 739 18	202 63	0 00	3 941 81	0 00	3 941 81
5 Apr 00	SAGE GROUP ORD GRP 01	2 000 00	14 760 70	25 715 35	7 228 08	279 47	0 00	- 3 948 59	0 00	- 3 948 59
1 Mar 00		2 000 00	18 766 76	25 715 35	7 228 06	279 47	0 00	6 948 59	0 00	6 948 59
5 Apr 00	SAINSBURY J ORD GRP 25	2 702 00	19 302 09	12 647 60	2 577 05	137 44	0 00	2 714 49	0 00	2 714 49
1 Apr 00		1 711 00	11 662 07	12 647 10	2 577 05	137 44	0 00	2 714 49	0 00	2 714 49
5 Apr 00	SCOT FOWLR ORD GRP 50	3 000 00	24 332 15	22 977 19	1 105 26	249 70	0 00	1 354 96	0 00	1 354 96
5 Apr 00	SEMA GRP ORD GRP 10	1 000 00	17 394 30	23 651 81	6 514 49	257 04	0 00	6 257 45	0 00	6 257 45
1 Mar 00		1 000 00	17 394 30	23 651 81	6 514 49	257 04	0 00	6 257 45	0 00	6 257 45
5 Apr 00	SLOUGH ESTATES ORD GP	1 000 00	5 153 92	4 444 47	861 08	48 30	0 00	909 38	0 00	909 38
1 Mar 00		1 000 00	5 153 92	4 444 47	861 08	48 30	0 00	909 38	0 00	909 38
5 Apr 00	SMITH & NEPHEW ORD 10P	1 712 00	5 218 96	5 198 06	35 60	56 49	0 00	20 89	0 00	20 89
1 Mar 00		1 712 00	5 218 96	5 198 06	35 60	56 49	0 00	20 89	0 00	20 89
5 Apr 00	SMITHKLINE BEECHAM ORD GRP 00.25	2 800 00	128 758 14	101 431 62	26 224 21	1 102 31	0 00	27 326 52	0 00	27 326 52
1 Mar 00		2 800 00	128 758 14	101 431 62	26 224 21	1 102 31	0 00	27 326 52	0 00	27 326 52
5 Apr 00	SMITHS GROUP ORD GRP 25	1 000 00	11 811 17	12 613 29	931 56	137 14	0 00	794 42	0 00	794 42
1 Mar 00		1 000 00	11 811 17	12 613 29	931 56	137 14	0 00	794 42	0 00	794 42
1 Mar 00		1 000 00	11 814 97	12 619 39	931 56	137 14	0 00	794 42	0 00	794 42

THE WINTHROP ROCKFELLER FUND
990-PF
12/31/2000

The Northern Trust Company

as indicated by The Northern Trust Company from periods 17 Jan 01

Portfolio Statement

1 JAN 00 / 31 DEC 00

Account Number: WRF01
 Account Name: WINTHROP ROCKEFELLER FDN

Realized Gain/Loss Detail - Tax Lots

Trade Date Security Description Settlement Shares Proceeds Cost Short Term Long Term Market Realized gain/loss Total

Security Deliveries

Equities

5 Apr 00 STAGECOACH HLDGS ORD GRP0 005 1 000 00 3 028 05 1 488 20 1 508 92 0 00 48 77 1 460 15 0 00

5 Apr 00 TATE & LYLE ORD GRP0 25 1 000 00 3 542 70 4 051 70 553 03 0 00 44 03 509 00 0 00

5 Apr 00 TAYLOR WOODROW ORD GRP0 25 1 000 00 2 405 68 2 190 53 195 34 0 00 23 81 219 15 0 00

5 Apr 00 TESCO ORD SP 10 466 00 36 600 40 28 408 86 7 942 81 0 00 308 73 8 251 54 0 00

5 Apr 00 THAMES WATER ORD GRP0 23 1 000 00 11 202 60 11 024 09 58 71 0 00 119 80 178 51 0 00

5 Apr 00 TI GROUP ORD GRP0 25 1 000 00 5 245 97 5 341 40 53 48 0 00 58 05 4 57 0 00

5 Apr 00 UNIGATE ORD SP 372 00 1 652 16 1 768 52 64 42 0 00 19 22 83 64 0 00

5 Apr 00 UNILEVER PLC ORD GRP0 014 5 000 00 34 210 23 30 775 01 3 100 78 0 00 334 44 3 435 22 0 00

5 Apr 00 UTI BISCUITS(HLDC) ORD 25PIASSD 1 000 00 4 196 99 4 123 12 29 06 0 00 44 81 73 87 0 00

THE WINTHROP ROCKEFELLER FOUNDATION
 990-PF
 12/31/2000
 71-0285871

The Northern Trust Company

Generated by The Northern Trust Company from periodic data on 17 Jan 01

Portfolio Statement
1 JAN 00 - 31 DEC 00

Account number WRF01
Account Name WINTHROP ROCKEFELLER FDN

► Realized Gain/Loss Detail - Tax Lots

Trade Date Security Description Shares/Par Proceeds Cost Short Term Long Term Market Realized gain/loss Total

Security Deliveries

Equities

5 Apr 00	UTD UTILITIES ORD GBP1	1 000 00	10 875 46	11 055 84	300 52	0 00	120 14	180 38	0 00
5 Apr 00	SEDOL 0646233								
1 Mar 00		1 000 00	10 875 46	11 055 84	300 52	0 00	120 14	180 38	0 00
5 Apr 00	VODAFONE GROUP PLC ORD USD0 10	95 000 00	457 401 00	541 118 89	59 557 14	0 00	5 839 31	53 717 83	0 00
5 Apr 00	SEDOL 0719210								
1 Mar 00		93 000 00	477 135 09	529 956 64	- 58 586 06	0 00	5 759 41	52 826 65	0 00
2 Mar 00		2 000 00	10 261 07	11 152 25	- 971 08	0 00	79 90	- 891 18	0 00
5 Apr 00	WILLIAMS ORD GBP0 26	1 000 00	4 507 06	4 104 87	762 98	0 00	45 15	808 11	0 00
5 Apr 00	SEDOL 0290317								
1 Mar 00		1 000 00	4 507 06	4 104 87	762 98	0 00	45 15	808 11	0 00
5 Apr 00	WINPEY(GEORGE) ORD GBP0 25	1 000 00	1 683 58	1 634 97	30 85	0 00	17 76	48 61	0 00
5 Apr 00	SEDOL 0971344								
1 Mar 00		1 000 00	1 683 58	1 634 97	30 85	0 00	17 76	48 61	0 00
5 Apr 00	WOLSELEY ORD 25P	1 000 00	5 932 43	4 881 08	998 31	0 00	53 04	1 051 35	0 00
5 Apr 00	SEDOL 0976402								
1 Mar 00		1 000 00	5 932 43	4 881 08	998 31	0 00	53 04	1 051 35	0 00
5 Apr 00	WPP GROUP ORD 10P	1 000 00	15 315 80	15 304 23	4 224 55	0 00	210 12	4 014 43	0 00
5 Apr 00	SEDOL 0974042								
1 Mar 00		1 000 00	15 315 80	15 304 23	4 224 55	0 00	210 12	4 014 43	0 00
5 Apr 00	3I GROUP ORD GBP 0 50	1 000 00	18 572 31	18 572 31	407 52	0 00	201 84	609 36	0 00
5 Apr 00	SEDOL 0868893								
1 Mar 00		1 000 00	18 572 31	18 572 31	407 52	0 00	201 84	609 36	0 00
Total United Kingdom									
		3 073,569 65	- 2,929 628 45	112,242 66	0 00	31 698 54	143,941 20	0 00	0 00

THE WINTHROP ROCKEFELLER FOUNDATION
990-PF
12/31/2000
71-0285871

The Northern Trust Company

Generated by The Northern Trust Company from periodic data on 17 Jan 01

Portfolio Statement
 1 JAN 00 - 31 DEC 00

► Realized Gain/Loss Detail - Tax Lots

Account number WRF01
 Account Name WINTHROP ROCKEFELLER FDN

Trade Date Security Description Short / P # Proceeds Cost Short Term Long Term Market Translation Short Term Total

Security Deliveries

Equities		Total realized gains for Equities		Total realized losses for Equities		Total Equities		Total Security Deliveries	
0.00	1,049,243.09	0.00	94,888.53	1,144,131.62	0.00	1,126,608.20	15,034,511.28	- 77,365.11	15,034,511.28
0.00		0.00	32,419.50	- 1,094,188.70	0.00		15,034,511.28	- 77,365.11	15,034,511.28
0.00		0.00			0.00		127,308.03	49,942.92	127,308.03
0.00		0.00			0.00		127,308.03	49,942.92	127,308.03

THE WINTHROP ROCKEFELLER FOUNDATION
 990-PF
 12/31/2000
 71-0285871

Portfolio Statement

1 JAN 00 - 31 DEC 00

Account Number WRF01
Account Name WINTHROP ROCKEFELLER FDN

► Realized Gain/Loss Detail - Tax Lots

Trade Date Security Description
Settle Date Acquisition Date
Shares/Par Proceeds Cost Short Term Long Term
Short Term Total Long Term
Realized gain/loss

Capital Changes

Equities

Common Stock

Italy

7 Apr 00	MONTEDISON SPA DI RISF EUR1 (NON CHY)	SEDOL 5711976	1 000 00	1 054 95	1 048 49	12 49	0 00	4 03	8 48	0 00
1 Mar 00			1 000 00	1 054 95	1 048 49	12 49	0 00	4 03	8 46	0 00
7 Apr 00	MONTEDISON SPA EUR1	SEDOL 5876127	4 000 00	7 096 96	7 015 13	108 80	0 00	26 97	81 83	0 00
1 Mar 00			4 000 00	7 096 96	7 015 13	108 80	0 00	26 97	81 83	0 00
Total Italy										
				8,151 91	- 8 061 62	121 29	0 00	- 31 00	90 29	0 00

United Kingdom

21 Mar 00	DIXONS GROUP ASSD CASH	SEDOL 002341W	31 00	- 27 30	292 60	27 95	0 00	2 35	30 30	0 00
1 Mar 00			31 00	- 27 30	292 60	27 95	0 00	2 35	30 30	0 00
Total United Kingdom										
				262 30	- 292 60	27 95	0 00	- 2 35	- 30 30	0 00

Rights/Warrants

France

27 Mar 00	BOUYGUES NEW FRF50 (S/R L+03/2000)	SEDOL 5923878	90 00	111 71	0 00	111 71	0 00	0 00	111 71	0 00
1 Mar 00			90 00	111 71	0 00	111 71	0 00	0 00	111 71	0 00
Total France										
				111 71	0 00	111 71	0 00	0 00	111 71	0 00
Total S/T translation gain/loss for Equities										
33 35										
Total LT translation gain/loss for Equities										
0 00										

The Northern Trust Company

THE WINTHROP ROCKEFELLER FOUNDATION
990-PF
12/31/2000

Generated by The Northern Trust Company from periodic data on 17 Jan 01

Portfolio Statement

1 JAN 00 - 31 DEC 00

► Realized Gain/Loss Detail - Tax Lots

Trade Date	Security Description	Acquisition Date	Short Term	Long Term	Realized gain/loss	Total
------------	----------------------	------------------	------------	-----------	--------------------	-------

Trade Date	Security Description	Acquisition Date	Short Term	Long Term	Realized gain/loss	Total
	Equities					
	Total realized gains for Equities		233 00	0 00	- 31 00	202 00
	Total realized losses for Equities		- 27 95	0 00	- 2 35	- 30 30
	Total Equities		8 525 92	- 8,354 22	205 05	0 00
	Total Capital Changes		8 525 92	- 8,354 22	205 05	0 00

THE WINTHROP ROCKEFELLER FOUNDATION
990-PF
12/31/2000
71-0285871

The Northern Trust Company

Generated by The Northern Trust Company from periodic data on 1/ Jan 01

Portfolio Statement

1 JAN 00 - 31 DEC 00

Account number: WRF01
Account Name: WINIHROP ROCKEFELLER FDN

▶ Realized Gain/Loss Detail - Tax Lots

Trade Date Security Description Share / Lot Proceeds Cost Short Term Long Term Translation Short Term Long Term Total Realized gain/loss

Foreign Exchange

Foreign exchange

Foreign exchange

Australian dollar sales

29 Nov 00 Foreign exchange AUD 0 00 159 30 158 77 0 00 0 00 0 00 0 00 0 00 0 00

Total Australian dollar sales 0 00

British pound sterling sales

29 Nov 00 Foreign exchange GBP 0 00 3 141 22 3 152 62 0 00 0 00 0 00 0 00 0 00 0 00

Total British pound sterling sales 0 00

Euro sales

29 Nov 00 Foreign exchange EUR 0 00 81 44 80 41 0 00 0 00 0 00 0 00 0 00 0 00

Total Euro sales 0 00

Japanese yen sales

29 Nov 00 Foreign exchange JPY 0 00 10 001 62 9 985 84 0 00 0 00 0 00 0 00 0 00 0 00

Total Japanese yen sales 0 00

United States dollar sales

1 Mar 00 Foreign exchange USD 0 00 108 026 36 108 026 36 0 00 0 00 0 00 0 00 0 00 0 00

Total United States dollar sales 0 00

THE WINIHROP ROCKEFELLER FOUNDATION
990-PF
12/31/2000
71 000

The Northern Trust Company

Generated by The Northern Trust Company from periodic data on 17 Jan 01

Portfolio Statement

1 JAN 00 - 31 DEC 00

Account Number: WRF01
 Account Name: WINTHROP ROCKEFELLER FDN

► Realized Gain/Loss Detail - Tax Lots

Trade Date Security Description Acquired Date Short Term Proceeds Cost Short Term Long Term Translation Short Term Long Term Total

Realized gain/loss

Foreign Exchange

Foreign exchange

2 Mar 00 Foreign exchange USD 19 835 47 19 835 47 0 00 0 00 0 00 0 00 0 00 0 00 0 00

2 Mar 00 Foreign exchange USD 42 147 64 42 147 64 0 00 0 00 0 00 0 00 0 00 0 00 0 00

1 Mar 00 Foreign exchange USD 333 753 03 353 733 09 0 00 0 00 0 00 0 00 0 00 0 00 0 00

2 Mar 00 Foreign exchange USD 13 776 34 13 778 34 0 00 0 00 0 00 0 00 0 00 0 00 0 00

1 Mar 00 Foreign exchange USD 113 085 91 113 085 91 0 00 0 00 0 00 0 00 0 00 0 00 0 00

2 Mar 00 Foreign exchange USD 143 943 74 143 983 74 0 00 0 00 0 00 0 00 0 00 0 00 0 00

1 Mar 00 Foreign exchange USD 1 511 51 72 1 514 11 72 0 00 0 00 0 00 0 00 0 00 0 00 0 00

1 Mar 00 Foreign exchange USD 744 083 80 744 033 80 0 00 0 00 0 00 0 00 0 00 0 00 0 00

2 Mar 00 Foreign exchange USD 48 206 51 48 206 51 0 00 0 00 0 00 0 00 0 00 0 00 0 00

1 Mar 00 Foreign exchange USD 5 6304 35 5 6304 35 0 00 0 00 0 00 0 00 0 00 0 00 0 00

1 Mar 00 Foreign exchange USD 1 029 06 44 1 029 06 44 0 00 0 00 0 00 0 00 0 00 0 00 0 00

THE WINTHROP ROCKEFELLER FOUNDATION
 990-PF
 12/31/2000
 71-0285871

The Northern Trust Company

Portfolio Statement

1 JAN 00 - 31 DEC 00

Account number WRF01
Account Name WINTHROP ROCKEFELLER FDN

Realized Gain/Loss Detail - Tax Lots

Trade Date Settle Date	Security Description Acquisition Date	Share /Qty	Proceeds	Cost	Realized gain/loss			Total	
					Short Term	Market Long Term	Translation	Short Term	Long Term
<i>Foreign Exchange</i>									
Foreign exchange									
1 Mar 00 6 Mar 00	Foreign Exchange USD	0.00	355,278.08	355,278.08	0.00	0.00	0.00	0.00	0.00
1 Mar 00 6 Mar 00	Foreign Exchange USD	0.00	20,626.08	20,626.08	0.00	0.00	0.00	0.00	0.00
2 Mar 00 7 Mar 00	Foreign exchange USD	0.00	9,791.78	9,791.78	0.00	0.00	0.00	0.00	0.00
1 Mar 00 6 Mar 00	Foreign Exchange USD	0.00	122,255.54	122,255.54	0.00	0.00	0.00	0.00	0.00
1 Mar 00 15 Mar 00	Foreign Exchange USD	0.00	1,333.31	1,333.31	0.00	0.00	0.00	0.00	0.00
1 Mar 00 8 Mar 00	Foreign Exchange USD	0.00	2,891,472.70	2,891,472.70	0.00	0.00	0.00	0.00	0.00
1 Mar 00 6 Mar 00	Foreign Exchange USD	0.00	49,175.08	49,175.08	0.00	0.00	0.00	0.00	0.00
2 Mar 00 9 Mar 00	Foreign exchange USD	0.00	37,474.10	37,474.10	0.00	0.00	0.00	0.00	0.00
1 Mar 00 31 Mar 00	Foreign exchange USD	0.00	1,672,469.95	1,672,469.95	0.00	0.00	0.00	0.00	0.00
1 Mar 00 6 Mar 00	Foreign exchange USD	0.00	3,604,536.32	3,604,536.32	0.00	0.00	0.00	0.00	0.00
2 Mar 00 7 Mar 00	Foreign exchange USD	0.00	16,643.20	16,643.20	0.00	0.00	0.00	0.00	0.00

Portfolio Statement
1 JAN 00 - 31 DEC 00

Account number: WRF01
Account Name: WINTHROP ROCKEFELLER FDN

► Realized Gain/Loss Detail - Tax Lots

Trade Date Security Description Share # Pct. Price Cost Short Term Long Term Market Realized gain/loss Total

Foreign Exchange

Trade Date	Security Description	Share #	Pct.	Price	Cost	Short Term	Long Term	Market	Realized gain/loss	Total
1 Mar 00	Foreign exchange USD	781 863 77			781 863 77	0 00	0 00	0 00	0 00	0 00
7 Mar 00	Foreign exchange USD	13 768 05			13 768 05	0 00	0 00	0 00	0 00	0 00

Australian dollar purchases

1 Mar 00	Foreign exchange AUD	353 034 10			353 034 10	0 00	0 00	0 00	0 00	0 00
15 Mar 00	Foreign exchange AUD	1 333 36			1 333 36	0 00	0 00	0 00	0 00	0 00

Total United States dollar sales

1 Mar 00	Foreign exchange AUD	353 034 10			353 034 10	0 00	0 00	0 00	0 00	0 00
15 Mar 00	Foreign exchange AUD	1 333 36			1 333 36	0 00	0 00	0 00	0 00	0 00

British pound sterling purchases

1 Mar 00	Foreign exchange GBP	2 814 72 76			2 814 72 76	0 00	0 00	0 00	0 00	0 00
8 Mar 00	Foreign exchange GBP	2 814 72 76			2 814 72 76	0 00	0 00	0 00	0 00	0 00

British pound sterling purchases

1 Mar 00	Foreign exchange GBP	2 814 72 76			2 814 72 76	0 00	0 00	0 00	0 00	0 00
8 Mar 00	Foreign exchange GBP	2 814 72 76			2 814 72 76	0 00	0 00	0 00	0 00	0 00

Total Australian dollar purchases

1 Mar 00	Foreign exchange AUD	353 034 10			353 034 10	0 00	0 00	0 00	0 00	0 00
15 Mar 00	Foreign exchange AUD	1 333 36			1 333 36	0 00	0 00	0 00	0 00	0 00

Total British pound sterling purchases

1 Mar 00	Foreign exchange GBP	2 814 72 76			2 814 72 76	0 00	0 00	0 00	0 00	0 00
8 Mar 00	Foreign exchange GBP	2 814 72 76			2 814 72 76	0 00	0 00	0 00	0 00	0 00

Danish krone purchases

1 Mar 00	Foreign exchange DKK	121 601 08			121 601 08	0 00	0 00	0 00	0 00	0 00
6 Mar 00	Foreign exchange DKK	121 601 08			121 601 08	0 00	0 00	0 00	0 00	0 00

THE WINTHROP ROCKEFELLER FOUNDATION
990-PF
12/31/2000
71-0285871

The Northern Trust Company

Accounted for by The Northern Trust Company from periodic data on 17 Jan 01

Portfolio Statement

1 JAN 00 - 31 DEC 00

► Realized Gain/Loss Detail - Tax Lots

Trade Date Security Description
 Sell Date Acquisition Date
 Share/Par Proceeds Cost Short Term Long Term Translation Short Term Long Term Total
 Realized gain/loss

Foreign Exchange

Foreign Exchange

Total Danish krone purchases

121,607 58 - 122,255 54 0 00 0 00 - 647 96 - 647 96

Euro purchases

1 Mar 00 Foreign exchange EUR 108 087 81 108 087 81 0 00 0 00 539 15 539 15 0 00

2 Mar 00 Foreign exchange EUR 42 731 64 42 942 64 0 00 0 00 211 00 211 00 0 00

2 Mar 00 Foreign exchange EUR 13 642 07 13 778 34 0 00 0 00 136 27 136 27 0 00

1 Mar 00 Foreign exchange EUR 1 534 433 41 1 534 433 2 0 00 0 00 1 117 81 1 117 81 0 00

1 Mar 00 Foreign exchange EUR 750 637 01 744 083 80 0 00 0 00 7 446 85 7 446 85 0 00

2 Mar 00 Foreign exchange EUR 47 573 30 48 206 53 0 00 0 00 627 21 627 21 0 00

1 Mar 00 Foreign exchange EUR 1 813 138 33 1 829 066 44 0 00 0 00 9 928 11 9 928 11 0 00

1 Mar 00 Foreign exchange EUR 1 649 412 11 1 724 403 95 0 00 0 00 22 527 46 22 527 46 0 00

2 Mar 00 Foreign exchange EUR 13 682 29 13 768 04 0 00 0 00 75 76 75 76 0 00

Total Euro purchases 5 964,884 35 - 6 007,493 97 0 00 0 00 - 42,609 62 - 42,609 62 0 00

THE WINTHROP ROCKEFELLER FOUNDATION
 990-PF
 12/21/00

The Northern Trust Company

Portfolio Statement

JAN 00 - 31 DEC 00

Account number WRF01
Account Name WINTHROP ROCKEFELLER FDN

Realized Gain/Loss Detail - Tax Lots

Trade Date	Security Description	Acquisition Date	Shares/Pai	Proccds	Cost	Short Term	Long Term	Market	Realized gain/loss	
									Total	
Sellie Date	Acquisition Date		Shares/Pai	Proccds	Cost	Short Term	Long Term	Translation	Short Term	Long Term

Foreign Exchange

Foreign exchange

Hong Kong dollar purchases

1 Mar 00	Foreign exchange	HKD	0.00	353,734.91	353,734.09	0.00	0.00	16.18	16.18	0.00
3 Mar 00										
Total Hong Kong dollar purchases										
				353,734.91	- 353,753.09	0.00	0.00	- 18.18	- 18.18	0.00

Japanese yen purchases

Foreign exchange

Japanese yen purchases

2 Mar 00	Foreign exchange	JPY	0.00	143,214.20	143,083.71	0.00	0.00	769.54	769.54	0.00
7 Mar 00										
Total Japanese yen purchases										
				3,795,500.30	- 3,748,522.06	0.00	0.00	46,978.24	46,978.24	0.00

New Zealand dollar purchases

Foreign exchange

Total New Zealand dollar purchases

1 Mar 00	Foreign exchange	NZD	0.00	20,857.90	20,826.08	0.00	0.00	231.82	231.82	0.00
6 Mar 00										
Total New Zealand dollar purchases										
				20,857.90	- 20,626.08	0.00	0.00	231.82	231.82	0.00

Norwegian krone purchases

Foreign exchange

Total Norwegian krone purchases

1 Mar 00	Foreign exchange	NOK	0.00	48,947.77	49,175.08	0.00	0.00	- 227.31	- 227.31	0.00
6 Mar 00										
Total Norwegian krone purchases										
				48,947.77	- 49,175.08	0.00	0.00	- 227.31	- 227.31	0.00

THE WINTHROP ROCKEFELLER FOUNDATION
990-PF
12/31/2000
71-0285871

The Northern Trust Company

Portfolio Statement

1 JAN 00 - 31 DEC 00

Account number WTRF01
Account Name WINTHROP ROCKEFELLER FDN

► Realized Gain/Loss Detail - Tax Lots

Trade Date Security Description Share # Priced Pts Short Term Long Term Translation Short Term Long Term Total

Foreign Exchange

Singapore dollar purchases

2 Mar 00	Foreign exchange	SGD	0.00	19,508.16	19,508.47	0.00	0.00	62.69	62.69	0.00
9 Mar 00	Foreign exchange	SGD	0.00	0.00	0.00	0.00	0.00	0.00	0.00	0.00
1 Mar 00	Foreign exchange	SGD	0.00	112,603.25	113,085.91	0.00	0.00	282.68	282.68	- 282.68
8 Mar 00	Foreign exchange	SGD	0.00	0.00	0.00	0.00	0.00	0.00	0.00	0.00
Total Singapore dollar purchases										

Swedish krona purchases

1 Mar 00	Foreign exchange	SEK	0.00	319,950.01	320,000.95	0.00	0.00	6,354.94	6,354.94	0.00
6 Mar 00	Foreign exchange	SEK	0.00	0.00	0.00	0.00	0.00	0.00	0.00	0.00
2 Mar 00	Foreign exchange	SEK	0.00	9,742.23	9,791.76	0.00	0.00	49.55	49.55	- 49.55
7 Mar 00	Foreign exchange	SEK	0.00	0.00	0.00	0.00	0.00	0.00	0.00	0.00
Total Swedish krona purchases										

Swiss franc purchases

2 Mar 00	Foreign exchange	CHF	0.00	16,577.62	16,843.20	0.00	0.00	105.58	105.58	0.00
7 Mar 00	Foreign exchange	CHF	0.00	0.00	0.00	0.00	0.00	0.00	0.00	0.00
1 Mar 00	Foreign exchange	CHF	0.00	777,704.87	781,803.77	0.00	0.00	4,158.90	4,158.90	- 4,158.90
6 Mar 00	Foreign exchange	CHF	0.00	0.00	0.00	0.00	0.00	0.00	0.00	0.00
Total Swiss franc purchases										

THE WINTHROP ROCKEFELLER FOUNDATION
990-PF
12/31/2000
71-0285871

The Northern Trust Company

Portfolio Statement

1 JAN 00 - 31 DEC 00

Account Number WRF01
 Account Name WINTHROP ROCKEFELLER FDN

► Realized Gain/Loss Detail - Tax Lots

Trade Date	Security Description	Shares/Pai	Proceeds	Cost	Short Term	Long Term	Translation	Short Term	Long Term	Total
------------	----------------------	------------	----------	------	------------	-----------	-------------	------------	-----------	-------

Foreign Exchange

Foreign exchange

United States dollar purchases

29 Nov 00	Foreign exchange USD	0 00	158.77	158.77	0 00	0 00	0 00	0 00	0 00	0 00
-----------	----------------------	------	--------	--------	------	------	------	------	------	------

29 Nov 00	Foreign exchange USD	0 00	60.11	60.11	0 00	0 00	0 00	0 00	0 00	0 00
-----------	----------------------	------	-------	-------	------	------	------	------	------	------

29 Nov 00	Foreign exchange USD	0 00	1,985.84	1,985.84	0 00	0 00	0 00	0 00	0 00	0 00
-----------	----------------------	------	----------	----------	------	------	------	------	------	------

29 Nov 00	Foreign exchange USD	0 00	315.62	315.62	0 00	0 00	0 00	0 00	0 00	0 00
-----------	----------------------	------	--------	--------	------	------	------	------	------	------

Total United States dollar purchases										
			13,377.64	- 13,377.64	0 00	0 00	0 00	0 00	0 00	0 00

Total S/T translation gain/loss for Foreign exchange

							- 3,430.26			
--	--	--	--	--	--	--	------------	--	--	--

Total L/T translation gain/loss for Foreign exchange

							0 00			
--	--	--	--	--	--	--	------	--	--	--

Total realized gains for Foreign exchange

							53,555.30			53,555.30
--	--	--	--	--	--	--	-----------	--	--	-----------

Total realized losses for Foreign exchange

							- 56,985.56			- 56,985.56
--	--	--	--	--	--	--	-------------	--	--	-------------

Total Foreign exchange

							- 3,430.26			- 3,430.26
--	--	--	--	--	--	--	------------	--	--	------------

Total Foreign Exchange

							0 00			0 00
--	--	--	--	--	--	--	------	--	--	------

WINTHROP ROCKEFELLER FOUNDATION
 590-PF
 12/31/2000
 71 0285871

Portfolio Statement

1 JAN 00 - 31 DEC 00

Account number WRF01
Account Name WINTHROP ROCKEFELLER FDN

► Realized Gain/Loss Detail - Tax Lots

Trade Date	Security Description Acquisition Date	Share/Part	Proceeds	Cost	Realized gain/loss			Total	
					Short Term	Market Long Term	Translation	Short Term	Long Term
<i>Gain/Loss on Cash Disbursements</i>									
Gain/Loss on Cash Disbursements									
Gain/Loss on Cash Disbursements									
Australian dollar									
31 Mar 00 31 Mar 00	Average Book Cost Adjustment AUD	0.00	3,282.15	0.00	0.00	0.00	3,282.15	3,282.15	0.00
31 Dec 00 31 Dec 00	Average Book Cost Adjustment AUD	0.00	20.94	0.00	0.00	0.00	20.94	20.94	0.00
31 May 00 31 May 00	Average Book Cost Adjustment AUD	0.00	14.47	0.00	0.00	0.00	14.47	14.47	0.00
Total Australian dollar			3,246.74	0.00	0.00	0.00	3,246.74	3,246.74	0.00
British pound sterling									
31 May 00 31 May 00	Average Book Cost Adjustment GBP	0.00	6.40	0.00	0.00	0.00	6.40	6.40	0.00
31 Dec 00 31 Dec 00	Average Book Cost Adjustment GBP	0.00	163.36	0.00	0.00	0.00	163.36	163.36	0.00
31 May 00 31 May 00	Average Book Cost Adjustment GBP	0.00	157.92	0.00	0.00	0.00	157.92	157.92	0.00
31 Mar 00 31 Mar 00	Average Book Cost Adjustment GBP	0.00	4,520.86	0.00	0.00	0.00	4,520.86	4,520.86	0.00
30 Apr 00 30 Apr 00	Average Book Cost Adjustment GBP	0.00	2.73	0.00	0.00	0.00	2.73	2.73	0.00
30 Apr 00 30 Apr 00	Average Book Cost Adjustment GBP	0.00	2.73	0.00	0.00	0.00	2.73	2.73	0.00

Portfolio Statement

JAN 00 - 31 DEC 00

Account number WRF01
Account Name WINTHROP ROCKEFELLER FDN

► Realized Gain/Loss Detail - Tax Lots

Realized gain/loss

Security Description	Trade Date	Acquisition Date	Share #/Par	Proceeds	Cost	Short Term	Long Term	Mar et	Translation	Short Term	Long Term	Total
----------------------	------------	------------------	-------------	----------	------	------------	-----------	--------	-------------	------------	-----------	-------

Gain/Loss on Cash Disbursements

Gain/Loss on Cash Disbursements

Total British pound sterling

- 4,868 54 0 00 0 00 0 00 - 4,868 54

Danish krone

31 Mar 00 Average Book Cost Adjustment DKK

498 98 0 00 498 98 0 00 0 00 498 98 498 98

31 May 00 Average Book Cost Adjustment DKK

38 07 0 00 38 07 0 00 0 00 38 07 38 07

Total Danish krone

460 91 0 00 460 91 0 00 0 00 460 91 460 91

Euro

31 May 00 Average Book Cost Adjustment EUR

571 96 0 00 571 96 0 00 0 00 571 96 571 96

30 Apr 00 Average Book Cost Adjustment EUR

2 03 0 00 2 03 0 00 0 00 2 03 2 03

30 Apr 00 Average Book Cost Adjustment EUR

9 83 0 00 9 83 0 00 0 00 9 83 9 83

31 Mar 00 Average Book Cost Adjustment EUR

13 837 30 0 00 13 837 30 0 00 0 00 13 837 30 13 837 30

31 Dec 00 Average Book Cost Adjustment EUR

2 32 0 00 2 32 0 00 0 00 2 32 2 32

31 Mar 00 Average Book Cost Adjustment EUR

1 49 0 00 1 49 0 00 0 00 1 49 1 49

THE WINTHROP ROCKEFELLER FOUNDATION
990-PF
12/31/2000
71-0285871

The Northern Trust Company

Generated by The Northern Trust Company from periodic data on 17 Jan 01

Portfolio Statement

1 JAN 00 - 31 DEC 00

Account Number WRF01
Account Name WINTHROP ROCKEFELLER FDN

▶ Realized Gain/Loss Detail - Tax Lots

Realized gain/loss
 Security Description
 Trade Date Acquisition Date
 Shares/Par
 Proceeds
 Cost
 Short Term
 Long Term
 Market
 Translation
 Short Term
 Long Term
 Total

Gain/Loss on Cash Disbursements

Gain/Loss on Cash Disbursements

Total New Zealand dollar

- 205 87 0 00 0 00 0 00 - 205 87 - 205 87

Norwegian kroner

31 Mar 00 Average Book Cost Adjustment NOK

0 00 30 05 0 00 0 00 0 00 30 05

Total Norwegian kroner

30 05 0 00 0 00 0 00 30 05 30 05

Singapore dollar

31 Mar 00 Average Book Cost Adjustment SGD

0 00 284 03 0 00 0 00 0 00 284 03

Total Singapore dollar

- 284 03 0 00 0 00 0 00 - 284 03 - 284 03

Swedish krona

31 May 00 Average Book Cost Adjustment SEK

0 00 34 37 0 00 0 00 0 00 34 37

31 Mar 00 Average Book Cost Adjustment SLK

0 00 2 989 14 0 00 0 00 0 00 2 989 14

Total Swedish krona

2,954 77 0 00 0 00 0 00 2,954 77 2,954 77

Swiss franc

31 Mar 00 Average Book Cost Adjustment CHF

0 00 1 481 86 0 00 0 00 0 00 1 481 86

THE WINTHROP ROCKEFELLER FOUNDATION
 990-PF
 12/31/2000
 71-0285871

The Northern Trust Company

Portfolio Statement
1 JAN 00 - 31 DEC 00

Account number WRF01
Account Name WINTHROP ROCKEFELLER FDN

► Realized Gain/Loss Detail - Tax Lots

Trade Date Acquisition Date Security Description Share # Price Proceed Short Term Long Term Total
Realized gain/loss

Gain/Loss on Cash Disbursements

Gain/Loss on Cash Disbursements

31 May 00 Average Book Cost Adjustment CHF 0.00
18.01 0.00 0.00 18.01

Total Swiss franc 1,463.85 0.00 1,463.85 0.00

Total S/T translation gain/loss for Gain/Loss on Cash Disbursements - 60,431.91

Total L/T translation gain/loss for Gain/Loss on Cash Disbursements 0.00

Total realized gains for Gain/Loss on Cash Disbursements 0.00

Total realized losses for Gain/Loss on Cash Disbursements 0.00

Total Gain/Loss on Cash Disbursements - 60,431.91 0.00 0.00 - 60,431.91 0.00

Total Gain/Loss on Cash Disbursements - 60,431.91 0.00 0.00 - 60,431.91 0.00

THE WINTHROP ROCKEFELLER FOUNDATION
990-PF
12/31/2000
71-0265871

The Northern Trust Company

Portfolio Statement

1 JAN 00 - 31 DEC 00

► Realized Gain/Loss Detail - Tax Lots

Account number WRF01
Account Name WINTHROP ROCKEFELLER FDN

Realized gain/loss

Short Term	Long Term	Short Term	Long Term	Total
------------	-----------	------------	-----------	-------

53,412.51	0.00	170,545.12	1,320,021.21	1,543,978.83
Total S/T realization gains/loss				
Total L/T realization gains/loss				
Total realized gains	0.00	1,010,438.00	1,320,021.21	2,330,469.21
Total realized losses	0.00	1,128,638.95	1,233,368.76	2,362,007.71
Total realized gain/loss	0.00	181,809.05	86,652.45	268,461.50

THE WINTHROP ROCKEFELLER FOUNDATION
990-PF
12/31/2000
71-0285871

The Northern Trust Company

Portfolio Statement

1 JAN 00 - 31 DEC 00

Investment Transaction Detail

Trade date	Security description	Shares/PAR	Transaction amount	Cost	Market	Translation	Realized gain/loss
Total							

Account number: 805346
 Account Name: WROCKEFELLER-NIF INTL EQUITY

Sales

Equities							
Common stock							
International - USD							
20 Nov 00	MFB NORTHN INSTL FDS INTL EQTY INDEX	17 391 300	200 000 00	- 235 652 12	- 35 652 12	0 00	- 35 652 12
21 Nov 00	PORTFOLIO CL A						
Settled	CUSIP 665278354	11 500000					
14 Dec 00	MFB NORTHN INSTL FDS INTL EQTY INDEX	6 410 260	75,000 00	- 86 859 02	11 859 02	0 00	11 859 02
15 Dec 00	PORTFOLIO CL A						
Settled	CUSIP 665278354	11 700000					
21 Dec 00	MFB NORTHN INSTL FDS INTL EQTY INDEX	- 1 369 754 100	15 190 573 00	- 18 163 842 00	2 973 269 00	0 00	- 2 973 269
22 Dec 00	PORTFOLIO CL A						
Settled	CUSIP 665278354	11 090000					
Total International - USD							
Total common stock							
Total equities							
Total sales							

The Northern Trust Company

THE WINTHROP ROCKEFELLER FOUNDATION
 990-PF
 12/31/2000
 71-0285871

Generated by The Northern Trust Company from periodic data on 26 Jan 01

<TATEM&WT 34



25th ANNIVERSARY
1974-1999

**WINTHROP
ROCKEFELLER**
FOUNDATION

**\$2.8 MILLION DISTRIBUTED BY THE WINTHROP ROCKEFELLER
FOUNDATION BOARD FOR ARKANSANS IN 2000**

In 2000, the Winthrop Rockefeller Foundation board of directors distributed grants totaling \$2,823,644 in philanthropic dollars to benefit and make a difference in the lives of Arkansans in the areas of education, economic, racial and social justice, and economic development

A Better Chance, Inc – New York, NY \$ 85,350

To expand higher education opportunities to talented Arkansas students of color in rural areas

Agricultural Development Foundation – Fayetteville, AR \$ 1,000
(University of Arkansas, School of Human Environmental Sciences)

To support participation for two individuals from Arkansas to attend a four-state rural community development conference

Arkansas Arts Center Foundation – Little Rock, AR \$100,000

To sponsor The Jeanette Rockefeller Memorial Tour (Artmobile), which includes original art, an art educator, and a study guide for young participants and their teachers. The Artmobile tours 20 Arkansas communities annually

71-0285671

The Arkansas Commitment – Little Rock, AR \$ 25,000

Offers talented African American high school students support in preparing for the ACT/SAT tests, training to enhance interpersonal skills in the business world, summer internships with key central Arkansas businesses, and participation in community service projects

Arkansas Community Foundation – Little Rock, AR \$133,655

To implement the “Building Philanthropy” initiative which encourages philanthropic resources for Arkansas

Arkansas Enterprise Group – Arkadelphia, AR \$500,000

To match funds to support ongoing workforce training programs in Pine Bluff, Stuttgart, and Helena, an Arkansas Women’s Business Development Center, and the Working Families Project

Arkansas Humanities Council – Little Rock, AR \$155,659

To enable Arkansas teachers to pursue innovative, imaginative humanities programs with their students
This mini-grant program awards up to \$2,000 per grant

Arkansas Repertory Theatre – Little Rock, AR \$103 015

To expand The Rep’s educational outreach program so that as many students as possible across the state will receive arts education

Arkansas Science and Technology Authority – Little Rock, AR \$ 3,000

To support participation for representatives from Monticello, Dumas, and Helena in a tri-state technology conference

Arkansas Single Parent Scholarship Fund – Springdale, AR \$ 50,000

To support the Delta Scholarship Project to increase the number of single parents who obtain post-secondary education, and to provide incentives for expanding the available scholarship funds

Arkansas Symphony Orchestra Society, Inc – Little Rock, AR \$111,319

To develop a program in 20 elementary schools statewide that provides music education using symphony musicians as “art partners ”

Arkansas Territorial Restoration Foundation – Little Rock, AR \$ 50,000

For the development of a statewide education curriculum based on the living history of “A Slave Ship Speaks The Wreck of the Henrietta Marie” traveling exhibit

Arkansas Urban Gardening Educational Resources – Little Rock, AR \$ 5,000

To provide a youth gardening program, which helps in the understanding of basic business practices, with equipment that will assist their cut flower business at a farmers’ market

The Centers for Youth and Families – Little Rock, AR \$ 93,518

To create an awareness and education program for the general public about children of incarcerated parents as a way to inform and obtain additional funding for program implementation

Central High Museum and Visitor Center – Little Rock AR \$ 9,999

To provide materials for a self-guided tour and to enhance the current audio system for visually and hearing-impaired visitors

Corporation for Enterprise Development – Washington, DC \$ 20,000

To provide funding for up to 20 representatives from Arkansas-based community organizations to attend the National Individual Development Account learning conference, which will assist participants in developing skills that will encourage low-income or low-asset families to save

Enterprise Corporation of the Delta – Jackson, MS \$150,000

To provide technical assistance to Delta firms and entrepreneurs interested in starting and/or growing businesses in Arkansas

Fort Smith Symphony Young Artist Development Program – Fort Smith, AR \$ 50,000

To further develop the skills of young musicians, this program supplements public school music programs, establishes two youth orchestras, and provides students in the youth orchestras with the opportunity to perform with members of the Fort Smith Symphony

Hechinger Institute on Education and the Media – New York, NY \$ 30,000
(Teachers College, Columbia University)

To provide funds for a select group of Arkansas broadcast and print journalists to participate in education-related seminars that will assist them in providing insightful reporting on education issues and topics

Hot Springs Documentary Film Institute – Hot Springs, AR \$ 72,400

To provide local communities with selected documentary films to promote critical thinking on real-life issues and events

The Japanese-American National Museum – Los Angeles, CA \$100,000

To sponsor the internment camp and other exhibits, to develop an educational curriculum, and to create permanent exhibits that will focus on the camps in Rohwer and Jerome, where 17,000 Japanese-Americans were confined

Jump-Start Technology Initiatives – Little Rock, AR

\$129,912

To provide assistance for Lee, Dallas, Crittenden, Stone, and Newton counties, and Morrilton, Alread, Brinkley, Walnut Ridge, Caddo, Bald Knob, Dardanelle, and other rural communities of 10,000 or less, to prepare for the “shift” from low-tech to state-of-the-art technology. This initiative also serves as a catalyst for community members to work collaboratively by building the capacity of youth, seniors, small business enterprises, and educational and nonprofit institutions to understand and use technology effectively.

Mid South Delta – Local Initiatives Support Corporation – Greenville, MS

\$259,468

To support the “Organizational Excellence” project to build the organizational capacity of community development corporations.

National Conference for Community and Justice – Little Rock, AR

\$ 75,000

To support Unitown, a learning workshop for 60 high school students, volunteers, and facilitators that promotes racial harmony and positive relationships among students of differing ethnic backgrounds, particularly African-Americans, Hispanics, and Caucasians.

National Economic Development and Law Center – Oakland, CA

\$ 30,000

To conduct a study of the Cotton Boll workforce training program, with emphasis on welding, in order to replicate this program around the state so that single parents and transition recipients of public assistance can develop skills to earn a livable wage.

The Nature Conservancy of Arkansas – Little Rock, AR

\$ 10,000

To match funds that will assist with a comprehensive community and economic development plan for the City of Clarendon.

Southern Early Childhood Association – Little Rock, AR \$132,850

To convene a regional summit on early childhood development that will provide discussion, an exchange of ideas, and debate pertaining to issues and challenges facing southern states

Southern Growth Policies Board – Research Triangle Park, NC \$ 20,000

Provides funds to support a conference and research initiative targeting strategies and projects for the “digitally disenfranchised,” since the South lags other regions in Internet home access, non-home access, and total usage

Southern Rural Development Initiative – Raleigh, NC \$ 5,000

To involve rural youth in community building and youth leadership development programs, and the development of the assembly program, “Claiming Home Youth Building The Rural South of 2000 and Beyond ”

United Way of Pulaski County – Little Rock, AR \$ 50,000

A planning grant to develop a strategy for acquiring and renovating the West Side Junior High School building for use as a comprehensive neighborhood and community services center

Wildwood Center for Performing Arts – Little Rock, AR \$100,000

To assist in developing a comprehensive education program and creative teaching methods that enables multi-cultural arts to have a critical role in education

Winrock International – Morrilton, AR \$162,500

Provides training and technical support to land owners and community based organizations in developing projects that use carbon dioxide as a raw material and obtains it from the atmosphere

◆ Asset Summary

Country	Accrued Income/expense	Market value	Cost	Unrealized gain/loss		Total	Market value incl accruals	%
				Market	Translation			
Fixed Income								
Government bonds								
Canada - USD	4,333.20	200,330.00	200,288.00	42.00	0.00	42.00	204,683.20	0.593%
United States - USD	42,088.82	2,951,528.80	2,852,919.64	88,609.16	0.00	88,609.16	2,983,615.42	8.671%
Total government bonds	46,419.82	3,151,858.80	3,053,207.64	88,651.16	0.00	88,651.16	3,188,278.62	9.2%
Government agencies								
United States - USD	88,428.62	5,252,330.10	5,284,530.93	-12,200.83	0.00	-12,200.83	5,340,758.72	15.470%
Total government agencies	88,428.62	5,252,330.10	5,284,530.93	-12,200.83	0.00	-12,200.83	5,340,758.72	15.470%
Corporate bonds								
South Africa - USD	688.80	202,868.00	201,840.00	828.00	0.00	828.00	203,354.80	0.589%
United States - USD	109,220.42	7,894,341.05	7,858,194.25	36,146.80	0.00	36,146.80	8,003,561.47	23.183%
Total corporate bonds	109,909.22	8,097,007.05	8,060,034.25	36,972.80	0.00	36,972.80	8,208,916.27	23.772%
Government mortgage backed securities								
United States - USD	63,594.86	11,941,104.38	11,699,081.73	242,022.65	0.00	242,022.65	12,004,693.24	34.773%
Total government mortgage backed securities	63,594.86	11,941,104.38	11,699,081.73	242,022.65	0.00	242,022.65	12,004,693.24	34.773%
Asset backed securities								
United States - USD	24,646.54	4,157,435.78	4,100,241.87	57,193.89	0.00	57,193.89	4,182,082.30	12.114%
Total asset backed securities	24,646.54	4,157,435.78	4,100,241.87	57,193.89	0.00	57,193.89	4,182,082.30	12.114%
Non-government backed c.m.o.s								
United States - USD	5,415.75	1,097,610.59	1,068,700.23	28,850.36	0.00	28,850.36	1,103,026.34	3.185%
Total non-government backed c.m.o.s	5,415.75	1,097,610.59	1,068,700.23	28,850.36	0.00	28,850.36	1,103,026.34	3.185%
Total fixed income	338,414.81	33,897,346.68	33,245,856.65	451,490.03	0.00	451,490.03	34,015,761.49	98.589%

◆ Asset Summary

Country	Accrued income/expense	Market value	Cost	Unrealized gain/loss		Total	Market value incl accruals	%
				Market	Translation			
Fixed Income								
Government bonds								
Canada - USD	38,782.87	1,177,541.65	1,149,710.31	27,831.34	0.00	27,831.34	1,216,324.52	3.514%
United States - USD	242,198.24	12,936,440.37	12,710,361.42	226,078.95	0.00	226,078.95	13,178,638.61	38.076%
Total government bonds	280,981.11	14,113,982.02	13,860,071.73	253,910.29	0.00	253,910.29	14,394,963.13	41.14%
Government agencies								
United States - USD	97,483.97	6,864,243.35	6,734,539.45	129,703.90	0.00	129,703.90	6,961,727.32	20.114%
Total government agencies	97,483.97	6,864,243.35	6,734,539.45	129,703.90	0.00	129,703.90	6,961,727.32	20.114%
Corporate bonds								
Luxembourg - USD	3,725.92	348,699.10	331,529.20	17,169.90	0.00	17,169.90	352,425.02	1.018%
United States - USD	92,421.93	6,251,410.25	6,093,656.41	157,753.84	0.00	157,753.84	6,343,832.18	18.329%
Total corporate bonds	96,147.85	6,600,109.35	6,425,185.61	174,923.74	0.00	174,923.74	6,696,257.20	19.347%
Government mortgage backed securities								
United States - USD	0.00	2,103,262.25	2,079,387.50	23,874.75	0.00	23,874.75	2,103,262.25	6.077%
Total government mortgage backed securities	0.00	2,103,262.25	2,079,387.50	23,874.75	0.00	23,874.75	2,103,262.25	6.077%
Asset backed securities								
United States - USD	41,417.05	3,129,407.75	3,043,578.45	85,829.30	0.00	85,829.30	3,170,824.80	9.161%
Total asset backed securities	41,417.05	3,129,407.75	3,043,578.45	85,829.30	0.00	85,829.30	3,170,824.80	9.161%
Non-government backed c.m.o.s								
United States - USD	3,506.83	849,407.65	805,282.22	44,125.43	0.00	44,125.43	852,914.48	2.464%
Total non-government backed c.m.o.s	3,506.83	849,407.65	805,282.22	44,125.43	0.00	44,125.43	852,914.48	2.464%
Total fixed income	519,538.81	17,860,412.17	17,948,044.06	712,367.41	0.00	712,367.41	18,572,779.18	98.754%

71-0285871

◆ Asset Summary

Country	Accrued income/expense	Market value	Cost	Unrealized gain/loss		Total	Market value incl accruals	%
				Market	Translation			
<i>Equities</i>								
<i>Common stock</i>								
Bermuda - USD	187 50	917,525 00	337,811 42	579,713 58	0 00	579,713 58	917,712 50	3 906%
Canada - USD	0 00	96,187 50	117,734 48	- 21 546 98	0 00	- 21,546 98	96,187 50	0 408%
Finland - USD	0 00	543,750 00	27,843 27	515,906 73	0 00	515,906 73	543,750 00	2 31%
Israel - USD	0 00	227 056 25	175,092 82	51 963 43	0 00	51 963 43	227 056 25	0 986%
Netherlands - USD	787 50	335,737 50	255 730 87	80 006 63	0 00	80 006 63	336,525 00	1 432%
United Kingdom - USD	3,958 53	548,593 75	619,553 46	- 70 959 71	0 00	- 70,959 71	552,552 28	2 352%
United States - USD	6 720 75	20 640 366 65	15,659,429 05	4 980 937 60	0 00	4,980 937 60	20,647,087 40	87 887%
Total common stock	11,654 28	23,309,216.65	17,193,195 35	6,116,021 30	0 00	6,116,021 30	23,320,870 93	99.288%
Total equities	11,654 28	23,309,216 65	17,193,195 35	6,116,021 30	0 00	6,116,021 30	23,320,870 93	99.288%
<i>Cash and Cash Equivalents</i>								
<i>Short term investment funds</i>								
Short Term Investment Funds	625 88	155,246 80	155 246 80	0 00	0 00	0 00	155 872 68	0 683%
Total short term investment funds	625 88	155,246 80	155,246.80	0 00	0 00	0.00	155,872.68	0.683%
Total cash and cash equivalents	625 88	155,246 80	155,246 80	0 00	0 00	0 00	155,872 68	0.683%
<i>Adjustments To Cash</i>								
<i>Pending trade purchases</i>								
Pending trade purchases	0 00	1 690 949 44	- 1,690 949 44	0 00	0 00	0 00	-1,690 949 44	- 7 198%
Total pending trade purchases	0 00	- 1,690,949 44	- 1,690,949 44	0 00	0 00	0 00	-1,690,949 44	- 7.198%
<i>Pending trade sales</i>								
Pending trade sales	0 00	67 283 75	67,283 75	0 00	0 00	0 00	67,283 75	0 288%
Total pending trade sales	0.00	67,283 75	67,283 75	0 00	0 00	0 00	67,283.75	0.288%

Portfolio Statement
 31 DEC 2000

Account number: 7605348
 Account Name: WROCKEFELLER-RCM EQUITY

Asset Summary

Country Accrued Income/expense Market value Cost Market Unrealized gain/loss Total Market value Incl accruals %

Adjustments To Cash

Other receivables	Other Receivables	Total other receivables	Total adjustments to cash	Total Unrealized Gains	Total Unrealized Losses	Total
0 00	1,639,605 04	1,639,605 04	15,838 35	8,030,240 30	-1,614,218 00	12,280.18
0 00	1,639,605 04	1,639,605 04	15,838 35	8,030,240 30	-1,614,218 00	23,480,402.80
0 00	1,639,605 04	1,639,605 04	15,838 35	8,030,240 30	-1,614,218 00	17,364,381.50
0 00	1,639,605 04	1,639,605 04	15,838 35	8,030,240 30	-1,614,218 00	8,116,021.30
0 00	1,639,605 04	1,639,605 04	15,838 35	8,030,240 30	-1,614,218 00	0 00
0 00	1,639,605 04	1,639,605 04	15,838 35	8,030,240 30	-1,614,218 00	0,116,021.30
0 00	1,639,605 04	1,639,605 04	15,838 35	8,030,240 30	-1,614,218 00	23,492,682.96
0 00	1,639,605 04	1,639,605 04	15,838 35	8,030,240 30	-1,614,218 00	100,000%

Total Cost Incl Accruals 17,378,681 66

-1-

The Northern Trust Company

Generated by The Northern Trust Company from periodic data on 26 Jan 01

71-0265871

◆ Asset Summary

Country	Accrued Income/expense	Market value	Cost	Unrealized gain/loss		Total	Market value incl accruals	%
				Market	Translation			
<i>Equities</i>								
Common stock								
Israel - USD	0 00	783 775 00	511,246 95	272,528 05	0 00	272 528 05	783 775 00	3 573%
United States - USD	4 887 60	20 286 370 31	19 704,275 70	582,094 61	0 00	582,094 61	20 291,237 91	92 498%
Total common stock	4,887.60	21,070,145 31	20,215,522 65	854,822 66	0 00	854,822.66	21,075,012 91	96 0%
Total equities	4,887.60	21,070,145 31	20,215,522 85	854,822 66	0 00	854,822.66	21,075,012 91	96.08%
<i>Cash and Cash Equivalents</i>								
Short term investment funds								
Short Term Investment Funds	3 431 45	345 941 13	345 941 13	0 00	0 00	0 00	349 372 58	1 593%
Total short term investment funds	3,431 45	345,941 13	345,941 13	0 00	0 00	0 00	349,372 58	1.593%
Total cash and cash equivalents	3,431 45	345,941 13	345,941 13	0 00	0 00	0 00	349,372.58	1 593%
<i>Adjustments To Cash</i>								
Pending trade purchases								
Pending trade purchases	0 00	- 581 479 00	- 581,479 00	0 00	0 00	0 00	-581 479 00	- 2 851%
Total pending trade purchases	0 00	- 581,479 00	- 581,479 00	0 00	0 00	0 00	-581,479 00	- 2 851%
Pending trade sales								
Pending trade sales	0 00	1 094,621 44	1 094,621 44	0 00	0 00	0 00	1,094 621 44	4 990%
Total pending trade sales	0 00	1,094,621 44	1,094,621.44	0 00	0 00	0 00	1,094,621.44	4.990%
Total adjustments to cash	0 00	513,142 44	513,142 44	0 00	0 00	0 00	513,142 44	2.339%
Total Unrealized Gains						2,838,544.70		
Total Unrealized Losses						- 1,783,922 04		
Total	8,299 05	21,929,228 88	21,074,606.22	854,822.66	0 00	854,822.66	21,937,527 93	100 000%
Total Cost incl Accruals			21,082,905 27					

Portfolio Statement

31 DEC 2000

Account number 2607020
 Account Name WROCKEFELLER - EARNEST PART

Asset Summary

Country Accrued income/expense Market value Cost Market Unrealized gain/loss Total Market value incl accruals %

Equities

Common stock

Ireland USD	0 00	725 593 75	805 152 35	725 598 60	0 00	79 858 60	725 593 75	4 131%
United Kingdom USD	0 00	292 037 50	330 066 00	38 028 50	0 00	38 028 50	292 037 50	1 1
United States USD	20 652 50	16,207 073 68	17 173 552 45	966 478 77	0 00	- 966 478 77	16 227 726 18	92 395%
Total common stock	20,652 50	17,224,704 93	18,309,070 80	1,084,365 87	0 00	- 1,084,365 87	17,245,357 43	98 189%
Total equities	20,652 50	17,224,704 93	18,309,070 80	1,014,367 87	0 00	- 1,084,365 87	17,245,357 43	98 189%

Cash and Cash Equivalents

Short term investment funds

Short Term Investment Funds	702 75	317 441 41	317 441 41	0 00	0 00	0 00	318 144 16	1 811%
Total short term investment funds	702 75	317,441 41	317 441 41	0 00	0 00	0 00	318,144 16	1 811%
Total cash and cash equivalents	702 75	317,441 41	317 441 41	0 00	0 00	0 00	318,144 16	1 811%
Total Unrealized Gains						1,922,951 81		
Total Unrealized Losses						- 3,007,317 68		
Total	21,155 25	17,542,146 34	18 606,512 21	1,084,365 87	0 00	- 1,084,365 87	17,569,501 59	100 000%

Total Cost incl Accruals

18,647 867 46

◆ Asset Summary

Country	Accrued Income/expense	Market value	Cost	Unrealized gain/loss		Total	Market value Incl accruals	%
				Market	Transiation			
<i>Equities</i>								
<i>Common stock</i>								
United States - USD	11,000.34	9,714,603.68	9,604,113.40	110,490.28	0.00	110,490.28	9,725,604.02	99.838%
Total common stock	11,000.34	9,714,603.68	9,604,113.40	110,490.28	0.00	110,490.28	9,725,604.02	99.838%
Total equities	11,000.34	9,714,603.68	9,604,113.40	110,490.28	0.00	110,490.28	9,725,604.02	99.838%
<i>Cash and Cash Equivalents</i>								
<i>Short term investment funds</i>								
Short Term Investment Funds	166.83	35,152.46	35,152.46	0.00	0.00	0.00	35,319.29	0.362%
Total short term investment funds	166.83	35,152.46	35,152.46	0.00	0.00	0.00	35,319.29	0.362%
Total cash and cash equivalents	166.83	35,152.46	35,152.46	0.00	0.00	0.00	35,319.29	0.362%
Total Unrealized Gains						110,490.28		
Total Unrealized Losses						0.00		
Total	11,167.17	9,749,756.14	9,639,265.86	110,490.28	0.00	110,490.28	9,760,923.31	100.000%
Total Cost incl. Accruals			9,850,433.03					

◆ Asset Summary

Country	Accrued Income/expense	Market value	Cost	Unrealized gain/loss		Total	Market value incl accruals	%
				Market	Translation			
<i>Cash and Cash Equivalents</i>								
Commercial paper								
United States - USD	0 00	797,969 08	790,755 58	7,213 52	0 00	7,213 52	797,969 08	2.308%
Total commercial paper	0 00	797,969 08	790,755.58	7,213.52	0 00	7,213 52	797,969 08	2.308%
Short term investment funds								
Short Term Investment Funds	9,437 68	2,032,244 54	2,032,244 54	0 00	0 00	0 00	2,041,682 22	5.1%
Total short term investment funds	9,437 68	2,032,244 54	2,032,244 54	0 00	0,00	0 00	2,041,682.22	5.899%
Total cash and cash equivalents	9,437 68	2,830,213 62	2,823,000 10	7,213 52	0 00	7,213 52	2,839,651.30	8.204%
<i>Adjustments To Cash</i>								
Pending trade purchases								
Pending trade purchases	0 00	- 3,253,987 50	3,253,987 50	0 00	0 00	0 00	-3,253,987 50	- 9.402%
Total pending trade purchases	0 00	- 3,253,987 50	- 3,253,987 50	0 00	0 00	0 00	-3,253,987 50	- 9.402%
Pending trade sales								
Pending trade sales	0 00	845,476 96	845,476 96	0 00	0 00	0 00	845,476 96	2.443%
Total pending trade sales	0 00	845,476 96	845,476 96	0 00	0 00	0 00	845,476 96	2.443%
Total adjustments to cash	0 00	- 2,408,510 54	2,408,510 54	0 00	0 00	0 00	-2,408,510 54	- 6.959%
Total Unrealized Gains						728,329 64		
Total Unrealized Losses						- 8,748 71		
Total	528,974 49	34,082,115 45	33,362,534 52	719,580.83	0 00	719,580.83	34,811,089.94	100.000%
Total Cost Incl Accruals			33,891,509 01					

◆ Asset Summary

Country	Accrued Income/expense	Market value	Cost	Unrealized gain/loss		Total	Market value Incl accruals	%
				Market	Translation			
<i>Cash and Cash Equivalents</i>								
Short term investment funds								
Short Term Investment Funds	1 601 89	485 546 01	485 546 01	0 00	0 00	0 00	487 147 80	1 411%
Total short term investment funds	1,601.89	485,546 01	485,546 01	0 00	0 00	0 00	487,147.80	1.411%
Total cash and cash equivalents	1,601 89	485,546.01	485,546 01	0 00	0 00	0 00	487,147 80	1.41%
Total Unrealized Gains						830,762 78		
Total Unrealized Losses						- 179,272.75		
Total	340,016.70	34,182,892.89	33,731,402 66	451,490 03	0 00	451,490.03	34,522,909 38	100 000%
Total Cost incl Accruals			071,419 78					

Form 990-PF
Part IX-B
Program Related Investments

The Southern Development Bancorporation (SDB) – Subscription of long-term financing, to enable SDB to expand its development-lending program to assist economically depressed communities in rural Arkansas

THE WINTHROP ROCKFELLER FOUNDATION
990-PF
12/31/2000
71-0285871

STATEMENT 38

THE WINTHROP ROCKEFELLER FOUNDATION
 12/31/2000
 71-0285871
 ACCT 26-05350

TIME WARNER ENTMT CO LP SR 10 15%
 (REVERSED) TIME WARNER ENTMT CO LP SR 10 15%
 FNMA 6 625% DUE 9/15/2009
 (REVERSED) FNMA 6 625% DUE 9/15/2009
 WAL-MART STORES INC NT 6 875%
 (REVERSED) WAL-MART STORES INC NT 6 875%
 US TREAS BDS 7 5% DUE 11/15/2016
 (REVERSED) US TREAS BDS 7 5% DUE 11/15/2016
 SOUTH AFRICA REP CORP NT 9 125%
 (REVERSED) SOUTH AFRICA REP CORP NT 9 125%
 FORD CR AUTO OWNER 6 52%
 (REVERSED) FORD CR AUTO OWNER 6 52%
 US TREAS BDS 6 625% DUE 2/15/2027
 (REVERSED) US TREAS BDS 6 625% DUE 2/15/2027
 US TREAS NTS 6 5% DUE 2/15/2010
 (REVERSED) US TREAS NTS 6 5% DUE 2/15/2010
 US TREAS BDS 6 25% DUE 8/15/2023
 (REVERSED) US TREAS BDS 6 25% DUE 8/15/2023
 US TREAS NTS 6 5% DUE 8/31/2001
 (REVERSED) US TREAS NTS 6 5% DUE 8/31/2001
 US TREAS BDS 6 625% DUE 2/15/2027
 (REVERSED) US TREAS BDS 6 625% DUE 2/15/2027
 US TREAS BDS 6 25% DUE 8/15/2023
 (REVERSED) US TREAS BDS 6 25% DUE 8/15/2023
 US TREAS NTS 6 5% DUE 8/31/2001
 (REVERSED) US TREAS NTS 6 5% DUE 8/31/2001
 FNMA TBA POOL 8 0% DUE 5/1/2030
 (REVERSED) FNMA TBA POOL 8 0% DUE 5/1/2030

SOLD	PURCH	PROCEEDS	COST	G/L
3/10/2000	1/19/2000	224,932 50	226,170 01	(1,237 51)
3/10/2000	1/19/2000	(224,932 50)	(226,471 05)	1,538 55
3/21/2000	11/16/1999	990,703 50	1,040,509 84	(49,806 34)
3/21/2000	11/16/1999	(990,703 50)	(1,040,993 86)	50,290 36
4/4/2000	9/14/1999	(239,734 95)	245,210 52	(5,475 57)
4/4/2000	9/14/1999	239,734 95	(245,220 50)	5,485 55
4/7/2000	3/17/2000	603,421 88	584,014 80	19,407 08
4/7/2000	3/17/2000	(603,421 88)	(584,261 72)	(19,160 16)
4/17/2000	3/23/2000	212,806 00	224,185 79	(11,379 79)
4/17/2000	3/23/2000	(212,806 00)	(224,217 40)	11,411 40
4/27/2000	12/8/1999	1,036,382 81	1,049,870 29	(13,487 48)
4/27/2000	12/8/1999	(1,036,382 81)	(1,049,925 78)	13,542 97
4/27/2000	4/5/2000	52,724 61	54,040 71	(1,316 10)
4/27/2000	4/5/2000	(52,724 61)	(54,044 92)	1,320 31
4/27/2000	4/17/2000	1,370,568 75	1,416,693 29	(46,124 54)
4/27/2000	4/17/2000	(1,370,568 75)	(1,417,062 50)	46,493 75
5/12/2000	4/7/2000	163,891 41	170,398 30	(6,506 89)
5/12/2000	4/7/2000	(163,891 41)	(170,414 06)	6,522 65
5/12/2000	4/6/2000	224,943 75	231,991 27	(7,047 52)
5/12/2000	4/6/2000	(224,943 75)	(232,030 08)	7,086 33
5/12/2000	4/6/2000	498,710 94	500,630 71	(1,919 77)
5/12/2000	4/6/2000	(498,710 94)	(500,703 12)	1,992 18
5/3/2000	4/7/2000	158,200 00	165,234 72	(7,034 72)
5/3/2000	4/7/2000	(158,200 00)	(165,250 00)	7,050 00
5/3/2000	4/6/2000	218,728 13	225,780 22	(7,052 09)
5/3/2000	4/6/2000	(218,728 13)	(225,815 63)	7,087 50
5/3/2000	4/6/2000	498,750 00	500,630 72	(1,880 72)
5/3/2000	4/6/2000	(498,750 00)	(500,703 13)	1,953 13
5/5/2000	4/7/2000	1,110,322 27	1,129,213 73	(18,891 46)
5/5/2000	4/7/2000	(1,110,322 27)	(1,129,218 75)	18,896 48

STATEMENT 39

SOLD	PURCH	PROCEEDS	COST	G/L
5/9/2000	4/7/2000	363,993 75	380,916 03	(16,922 28)
5/9/2000	4/7/2000	(363,993 75)	(380,980 40)	16,986 65
5/11/2000	4/14/2000	526,708 20	537,279 16	(10,570 96)
5/11/2000	4/14/2000	(526,708 20)	(537,287 50)	10,579 30
5/12/2000	9/17/1999	278,739 50	299,301 13	(20,561 63)
5/12/2000	9/17/1999	(278,739 50)	(297,722 75)	18,983 25
5/17/2000	4/7/2000	92,545 20	98,108 12	(5,562 92)
5/17/2000	4/7/2000	(92,545 20)	(98,117 19)	5,571 99
5/23/2000	12/3/1999	288,417 00	301,074 48	(12,657 48)
5/23/2000	12/3/1999	(288,417 00)	(301,176 00)	12,759 00
6/14/2000	5/3/2000	2,040,758 33	2,054,845 72	(14,087 39)
6/14/2000	5/3/2000	(2,040,758 33)	(2,033,249 42)	(7,508 91)
6/20/2000	4/7/2000	331,544 40	331,919 38	(374 98)
6/20/2000	4/7/2000	(331,544 40)	(331,999 80)	455 40
6/22/2000	4/17/2000	927,904 50	937,934 82	(10,030 32)
6/22/2000	4/17/2000	(927,904 50)	(938,151 30)	10,246 80
6/28/2000	12/3/1999	377,176 00	388,249 16	(11,073 16)
6/28/2000	12/3/1999	(377,176 00)	(386,495 80)	9,319 80
6/30/2000	3/21/2000	186,788 92	186,982 15	(193 23)
6/30/2000	3/21/2000	(186,788 92)	(187,022 05)	233 13
7/5/2000	4/3/2000	990,619 50	984,409 53	6,209 97
7/5/2000	4/3/2000	(990,619 50)	(984,653 42)	(5,966 08)
7/6/2000	6/2/2000	379,518 75	375,970 35	3,548 40
7/6/2000	6/2/2000	(379,518 75)	(375,986 23)	(3,532 52)
7/11/2000	7/5/2000	210,400 78	211,491 78	(1,091 00)
7/11/2000	7/5/2000	(210,400 78)	(211,440 63)	1,039 85
7/17/2000	11/2/1999	192,168 00	193,601 01	(1,433 01)
7/17/2000	11/2/1999	(192,168 00)	(193,239 23)	1,071 23
7/18/2000	6/16/2000	658,731 45	659,674 82	(943 37)
7/18/2000	6/16/2000	(658,731 45)	(659,439 39)	707 94
7/26/2000	6/27/2000	534,223 44	532,647 88	1,575 56
7/26/2000	6/27/2000	(534,223 44)	(532,650 00)	(1,573 44)
7/31/2000	6/2/2000	504,080 00	500,910 49	3,169 51
7/31/2000	6/2/2000	(504,080 00)	(500,921 25)	(3,158 75)
8/3/2000	7/5/2000	720,343 75	709,250 88	11,092 87

FNMA 7 25% DUE 1/15/2010
 (REVERSED) FNMA 7 25% DUE 1/15/2010
 FNMA TBA DUE 5/1/2029
 (REVERSED) GNMA TBA DUE 5/1/2029
 ONTARIO PROV CDA 5 5% DUE 10/1/2008
 (REVERSED) ONTARIO PROV CDA 5 5% DUE 10/1/2008
 US TREAS BDS 6 25% DUE 8/15/2023
 (REVERSED) US TREAS BDS 6 25% DUE 8/15/2023
 CIT GROUP INC NT 7 125% DUE 10/15/2004
 (REVERSED) CIT GROUP INC NT 7 125% DUE 10/15/2004
 US TREAS NTS INFLATION INDEXED 3 625%
 (REVERSED) US TREAS NTS INFLATION INDEXED 3 625%
 FNMA BD 7 125% DUE 2/15/2005
 (REVERSED) FNMA BD 7 125% DUE 2/15/2005
 FNMA 7 25% DUE 1/15/2010
 (REVERSED) FNMA 7 25% DUE 1/15/2010
 ASSOCIATES CORP NORTH AMER
 (REVERSED) ASSOCIATES CORP NORTH AMER
 FNMA 7 25% DUE 1/15/2010
 (REVERSED) FNMA 7 25% DUE 1/15/2010
 6/30/2000
 3/21/2000
 186,788 92
 186,982 15
 (377,176 00)
 (386,495 80)
 9,319 80
 11,073 16
 (11,073 16)
 9,319 80
 186,982 15
 (187,022 05)
 233 13
 6,209 97
 (5,966 08)
 3,548 40
 (3,532 52)
 1,091 00
 (1,091 00)
 1,039 85
 (1,433 01)
 1,071 23
 (943 37)
 707 94
 1,575 56
 (1,573 44)
 3,169 51
 (3,158 75)
 11,092 87

(REVERSED) US TREAS BDS 6 25% DUE 8/15/2023
 SPRINT CAP CORP 6 125% DUE 11/15/2008
 (REVERSED) SPRINT CAP CORP 6 125% DUE 11/15/2008
 US TREAS NTS 6 5% DUE 8/31/2001
 (REVERSED) US TREAS NTS 6 5% DUE 8/31/2001
 US TREAS BDS 6 25% DUE 8/15/2023
 (REVERSED) US TREAS BDS 6 25% DUE 8/15/2023
 BANK AMER CORP 7 875% DUE 5/16/2005
 (REVERSED) BANK AMER CORP 7 875% DUE 5/16/2005
 IBM 8 375% DUE 11/1/2019
 (REVERSED) IBM 8 375% DUE 11/1/2019
 FHLMC GOLD 8 0% DUE 11/1/2029
 (REVERSED) FHLMC GOLD 8 0% DUE 11/1/2029
 GNMA TBA POOL 8 0% DUE 11/15/2029
 (REVERSED) GNMA TBA POOL 8 0% DUE 11/15/2029
 MBNA MASTER DUE 9/15/2003
 (REVERSED) MBNA MASTER DUE 9/15/2003
 FHLMC TBA 8 0% GOLD 30 YR
 (REVERSED) FHLMC TBA 8 0% GOLD 30 YR
 US TREAS NTS 6 5% DUE 10/15/2006
 (REVERSED) US TREAS NTS 6 5% DUE 10/15/2006
 US TREAS NTS 6 5% DUE 10/15/2006
 (REVERSED) US TREAS NTS 6 5% DUE 10/15/2006
 US TREAS NTS 6 5% DUE 10/15/2006
 (REVERSED) US TREAS NTS 6 5% DUE 10/15/2006
 US TREAS NTS 6 5% DUE 10/15/2006
 (REVERSED) US TREAS NTS 6 5% DUE 10/15/2006
 US TREAS NTS 6 5% DUE 10/15/2006
 (REVERSED) US TREAS NTS 6 5% DUE 10/15/2006
 US TREAS NTS 6 5% DUE 10/15/2006
 (REVERSED) US TREAS NTS 6 5% DUE 10/15/2006
 US TREAS NTS 6 5% DUE 10/15/2006
 (REVERSED) US TREAS NTS 6 5% DUE 10/15/2006
 FNMA 7 13% DUE 6/15/2010
 (REVERSED) FNMA 7 13% DUE 6/15/2010

SOLD	PURCH	PROCEEDS	COST	G/L
8/3/2000	7/5/2000	(720,343 75)	(709,287 74)	(11,056 01)
8/31/2000	7/1/2000	274,335 30	(276,369 58)	2,034 28
9/6/2000	4/6/2000	926,445 31	925,725 77	719 54
9/6/2000	4/6/2000	(926,445 31)	(926,091 87)	(353 44)
9/15/2000	7/5/2000	325,000 00	322,541 45	2,458 55
9/15/2000	7/5/2000	(325,000 00)	(322,556 78)	(2,443 22)
9/19/2000	7/11/2000	499,782 80	487,062 98	12,719 82
9/19/2000	7/11/2000	(499,782 80)	(487,185 68)	(12,597 12)
9/26/2000	7/11/2000	153,473 60	154,634 32	(1,160 72)
9/26/2000	7/11/2000	(153,473 60)	(154,711 20)	1,237 60
9/27/2000	8/27/2000	1,137,875 97	1,132,420 99	5,454 98
9/27/2000	8/27/2000	(1,137,875 97)	(1,132,426 76)	(5,449 21)
9/27/2000	8/24/2000	537,701 56	536,784 51	917 05
9/27/2000	8/24/2000	(537,701 56)	(536,790 63)	(910 93)
10/12/2000	5/12/2000	580,385 16	580,551 12	(165 96)
10/12/2000	5/12/2000	(580,385 16)	(580,633 36)	248 20
10/30/2000	9/27/2000	1,139,897 46	1,135,612 59	4,284 87
10/30/2000	9/27/2000	(1,139,897 46)	(1,136,601 56)	(3,295 90)
10/31/2000	10/5/2000	386,689 45	384,857 41	1,832 04
10/31/2000	10/5/2000	(386,689 45)	(384,980 27)	(1,709 18)
10/31/2000	10/31/2000	412,390 62	410,429 50	1,961 12
10/31/2000	10/5/2000	(412,390 62)	(410,531 25)	(1,859 37)
11/11/2000	10/5/2000	1,110,105 47	1,100,445 09	9,660 38
11/11/2000	10/5/2000	(1,110,105 47)	(1,101,193 70)	(8,911 77)
9/29/2000	9/29/2000	4,021,406 24	4,013,812 72	7,593 52
9/29/2000	9/29/2000	(4,021,406 24)	(4,014,375 00)	(7,031 24)
11/17/2000	8/4/2000	410,843 75	408,699 58	2,144 17
11/17/2000	8/4/2000	(410,843 75)	(409,093 75)	(1,750 00)
11/18/2000	8/4/2000	410,750 00	408,699 58	2,050 42
11/18/2000	8/4/2000	(410,750 00)	(409,093 75)	(1,656 25)
11/9/2000	8/4/2000	412,140 62	408,699 59	3,441 03
11/9/2000	8/4/2000	(412,140 62)	(409,093 76)	(3,046 86)
11/17/2000	11/11/2000	1,006,948 80	1,006,420 03	528 77
11/17/2000	11/11/2000	(1,006,948 80)	(1,006,609 50)	(339 30)

SOLD	PURCH	PROCEEDS	COST	G/L
11/21/2000	10/2/2000	575,620 20	578,553 02	(2,932 82)
12/11/2000	11/21/2000	2,470,164 07	2,416,722 28	53,441 79
12/11/2000	11/21/2000	2,470,164 07	(2,418,389 85)	(51,774 22)
12/13/2000	11/11/2000	614,462 25	593,481 03	20,981 22
12/13/2000	11/11/2000	(614,462 25)	(593,641 50)	(20,820 75)
12/15/2000	10/31/2000	310,160 05	300,050 83	10,109 22
12/15/2000	10/31/2000	(310,160 05)	(300,094 65)	(10,065 40)
12/29/2000	8/11/2000	772,285 94	751,984 04	20,301 90
12/29/2000	8/11/2000	(772,285 94)	(749,360 64)	(22,925 30)
3/2/2000	8/11/2000	288,502 50	323,591 11	(35,088 61)
3/2/2000	11/9/2000	(288,502 50)	(323,600 25)	35,097 75
4/7/2000	11/9/2000	453,254 50	477,641 81	(24,387 31)
4/7/2000	11/9/2000	(453,254 50)	(478,562 50)	25,308 00
7/31/2000	11/9/2000	623,650 00	625,025 17	(1,375 17)
7/31/2000	11/9/2000	(623,650 00)	(625,349 03)	1,699 03
11/30/2000	11/5/1999	745,000 00	745,000 00	-
11/30/2000	11/5/1999	(745,000 00)	(745,026 73)	26 73
12/12/2000	11/9/2000	481,460 00	479,454 46	2,005 54
12/12/2000	11/9/2000	(481,460 00)	(485,743 91)	4,283 91
6/27/2000	6/7/2000	(600,093 75)	(600,000 00)	(93 75)
10/30/2000	9/27/2000	538,222 65	536,969 53	1,353 12
10/30/2000	9/27/2000	1,158,750 00	1,139,062 50	19,687 50
12/4/2000	12/4/2000	407,453 12	402,375 00	5,078 12
1,504,432 02	1,504,432 02	1,490,504 93	1,490,504 93	13,927 09

GOLDMAN SACHS 7 625% DUE 8/17/2005
 (REVERSED) GOLDMAN SACHS 7 625% DUE 8/17/2005
 US TREAS NTS 6 5% DUE 10/15/2006
 (REVERSED) US TREAS NTS 6 5% DUE 10/15/2006
 FNMA 7 13% DUE 6/15/2010
 (REVERSED) FNMA 7 13% DUE 6/15/2010
 HOUSEHOLD FIN CORP 8 0% DUE 7/15/2010
 (REVERSED) HOUSEHOLD FIN CORP 8 0% DUE 7/15/2010
 US TREAS NTS 5 25% DUE 8/15/2003
 (REVERSED) US TREAS NTS 5 25% DUE 8/15/2003
 COCA COLA ENTERPRISES 5 75% DUE 11/1/2008
 (REVERSED) COCA COLA ENTERPRISES 5 75% DUE 11/1/2008
 POTOMAC ELEC PWR 6 5% DUE 9/15/2005
 (REVERSED) POTOMAC ELEC PWR 6 5% DUE 9/15/2005
 GENERAL MTRS ACCEF CORP 6 12% DUE 11/21/2000
 (REVERSED) GENERAL MTRS ACCEF CORP 6 12% DUE 11/21/2000
 US TREAS NTS 4 625% DUE 11/30/2000
 (REVERSED) US TREAS NTS 4 625% DUE 11/30/2000
 BURLINGTON RES 8 5% DUE 10/1/2001
 (REVERSED) BURLINGTON RES 8 5% DUE 10/1/2001
 FNMA TBA POOL 8 0% GOLD 30YR JAN
 (REVERSED) FNMA TBA POOL 8 0% GOLD 30YR JAN
 GNMA TBA POOL 8 0% 30YR DEC
 (REVERSED) GNMA TBA POOL 8 0% 30YR DEC
 FNMA TBA POOL 7 5% DUE 1/15/2030

THE WINTHROP ROCKEFELLER FOUNDATION
 12/31/2000
 71-0285871
 ACCT 26-05349

SOLD	PURCH	PROCEEDS	COST	G/L
3/3/2000	11/19/1999	260,683 80	269,639 14	(8,955 34)
				(REVERSED) SPRINT CAP CORP NT 6 375% DUE 5/1/2009
3/3/2000	11/19/1999	(260,683 80)	(269,208 15)	8,524 35
				(REVERSED) FORD MTR CO 7 45% DUE 7/16/2031
3/17/2000	11/4/1999	120,687 50	125,951 89	(5,264 39)
				(REVERSED) FORD MTR CO 7 45% DUE 7/16/2031
3/17/2000	11/4/1999	(120,687 50)	(125,955 00)	5,267 50
				US TREAS NTD 6 0% DUE 8/15/2009
3/22/2000	2/8/2000	171,253 91	167,616 61	3,637 30
				(REVERSED) US TREAS NTD 6 0% DUE 8/15/2009
3/22/2000	2/8/2000	(171,253 91)	(167,535 16)	(3,718 75)
				WORLDCOM INC 6 4% DUE 8/15/2005
5/19/2000	2/7/2000	296,809 60	303,876 95	(7,067 35)
				(REVERSED) WORLDCOM INC 6 4% DUE 8/15/2005
5/19/2000	2/7/2000	(296,809 60)	(303,094 40)	6,284 80
				FORD MTR CO 7 45% DUE 7/16/2031
6/8/2000	11/4/1999	179,711 50	191,443 90	(11,732 40)
				(REVERSED) FORD MTR CO 7 45% DUE 7/16/2031
6/8/2000	11/4/1999	(179,711 50)	(191,451 60)	11,740 10
				CMO BEAR STEARNS 7 78% DUE 2/15/2032
6/14/2000	2/11/2000	101,554 69	100,464 40	1,090 29
				(REVERSED) CMO BEAR STEARNS 7 78% DUE 2/15/2032
6/14/2000	2/11/2000	(101,554 69)	(100,465 70)	(1,088 99)
				US TREAS NTS 6 5% DUE 2/15/2010
10/3/2000	9/14/2000	155,877 45	156,210 55	(333 10)
				(REVERSED) US TREAS NTS 6 5% DUE 2/15/2010
10/3/2000	9/14/2000	(155,877 45)	(156,274 42)	396 97
				CMO BEAR STEARNS 7 78% DUE 2/15/2032
11/16/2000	2/11/2000	208,414 06	200,923 32	7,490 74
				(REVERSED) CMO BEAR STEARNS 7 78% DUE 2/15/2032
11/16/2000	2/11/2000	(208,414 06)	(200,928 80)	(7,485 26)
				US TREAS 6 125% DUE 11/15/2027
12/5/2000	10/31/2000	188,353 12	184,518 70	3,834 42
				(REVERSED) US TREAS 6 125% DUE 11/15/2027
12/5/2000	10/31/2000	(188,353 12)	(184,555 77)	(3,797 35)
				US TREAS NTS 6 5% DUE 2/15/2010
12/5/2000	11/7/2000	213,375 00	207,747 99	5,627 01
				(REVERSED) US TREAS NTS 6 5% DUE 2/15/2010
12/5/2000	11/7/2000	(213,375 00)	(207,796 88)	(5,578 12)
				WAL-MART STORES INC 6 875% DUE 8/1/2002
12/13/2000	10/18/2000	303,339 00	301,557 24	1,781 76
				(REVERSED) WAL-MART STORES INC 6 875% DUE 8/1/2002
12/13/2000	10/18/2000	(303,339 00)	(301,695 00)	(1,644 00)
				AFRICAN DEV BK 7 75% DUE 12/15/2001
12/20/2000	10/25/2000	177,560 25	176,400 69	1,159 56
				(REVERSED) AFRICAN DEV BK 7 75% DUE 12/15/2001
12/20/2000	10/25/2000	(177,560 25)	(176,610 00)	(950 25)
				US TREAS 6 75% DUE 4/30/2000
5/1/2000	7/21/1998	800,000 00	800,000 00	-
				(REVERSED) US TREAS 6 75% DUE 4/30/2000
5/1/2000	7/21/1998	(800,000 00)	(816,750 00)	16,750 00
				US TREAS NTS 5 75% DUE 11/30/2002
6/14/2000	4/12/1999	462,362 50	473,811 51	(11,449 01)
				(REVERSED) US TREAS NTS 5 75% DUE 11/30/2002
6/14/2000	4/12/1999	(462,362 50)	(475,971 88)	13,609 38
				FNMA 5 75% DUE 4/15/2003
10/27/2000	7/21/1998	492,160 00	500,049 85	(7,889 85)
				(REVERSED) FNMA 5 75% DUE 4/15/2003
10/27/2000	7/21/1998	(492,160 00)	(500,090 15)	7,930 15

SOLD	PURCH	PROCEEDS	COST	G/L
11/17/2000	10/16/1998	174,956 25	194,776 78	(19,820 53)
11/17/2000	10/16/1998	(174,956 25)	(195,698 69)	20,742 44
11/13/2000	7/16/1998	92,069 00	100,115 55	(8,046 55)
11/13/2000	7/16/1998	(92,069 00)	(100,141 83)	8,072 83
12/14/2000	10/16/1998	849,630 00	883,373 33	(33,743 33)
12/14/2000	10/16/1998	(849,630 00)	(887,633 35)	38,003 35
12/26/2000	7/21/1998	87,622 56	87,622 56	-
12/26/2000	7/21/1998	(87,622 56)	(88,089 50)	466 94
7/21/2000	7/30/1998	2,396 85	2,396 85	-
12/26/2000	7/21/1998	(2,396 85)	(2,405 86)	9 01
-				23,854 33

US TREAS BDS 6 375% DUE 8/15/2027
 (REVERSED) US TREAS BDS 6 375% DUE 8/15/2027
 HOUSEHOLD FIN CORP 6 4% DUE 6/17/2008
 (REVERSED) HOUSEHOLD FIN CORP 6 4% DUE 6/17/2008
 US TREAS BDS 6 375% DUE 8/15/2027
 (REVERSED) US TREAS BDS 6 375% DUE 8/15/2027
 HELLER EQUIP ASSET REC 6 39% DUE 5/25/2005
 (REVERSED) HELLER EQUIP ASSET REC 6 39% DUE 5/25/2005
 COPEL CAPITAL FUNDING CORP 6 27% DUE 4/20/2005
 (REVERSED) COPEL CAPITAL FUNDING CORP 6 27% DUE 4/20/2005

THE WINTHROP ROCKEFELLER FOUNDATION

12/31/2000

71-0285871

ACCT 26-05347

NTGI COMMON MONTHLY S&P 500
 NTGI COMMON MONTHLY S&P 500

SOLD	PURCH	PROCEEDS	COST	G/L
VAR	VAR	129,329 38	-	129,329 38
VAR	VAR	163,344 09	-	163,344 09
		<u>292,673 47</u>	<u>-</u>	<u>292,673 47</u>