

Return of Private Foundation
 or Section 4947(a)(1) Nonexempt Charitable Trust
 Treated as a Private Foundation

2001

Department of the Treasury
 Internal Revenue Service

Note The organization may be able to use a copy of this return to satisfy state reporting requirements

For calendar year 2001, or tax year beginning , 2001, and ending

G Check all that apply Initial return Final return Amended return Address change Name change

Use the IRS label Otherwise, print or type See Specific Instructions

Name of organization: **JOHN S AND JAMES L KNIGHT FOUNDATION**

Employer identification number: **65-0464177**

Number and street (or P O box number if mail is not delivered to street address): **2 SOUTH BISCAYNE BLVD , 1 BISCAYNE TOWER**

Room/suite: _____

Telephone number (see page 10 of the instructions): **(305) 908-2600**

City or town, state and ZIP code: **MIAMI, FL 33131-1803**

H Check type of organization Section 501(c)(3) exempt private foundation
 Section 4947(a)(1) nonexempt charitable trust Other taxable private foundation

I Fair market value of all assets at end of year (from Part II, col (c), line 16) **1,900,829,943**

J Accounting method Cash Accrual
 Other (specify) _____ (Part I, column (d) must be on cash basis)

E If private foundation status was terminated under section 507(b)(1)(A) check here

F If the foundation is in a 60-month termination under section 507(b)(1)(B) check here

Part I Analysis of Revenue and Expenses (The total of amounts in columns (b), (c), and (d) may not necessarily equal the amounts in column (a) (see page 10 of the instructions))		(a) Revenue and expenses per books	(b) Net investment income	(c) Adjusted net income	(d) Disbursements for charitable purposes (cash basis only)
1	Contributions, gifts, grants, etc. received (attach schedule). Check <input type="checkbox"/> if the foundation is not required to attach Sch. B	342,344			
2	Distributions from split-interest trusts				
3	Interest on savings and temporary cash investments				
4	Dividends and interest from securities	47,463,326	50,691,101		STMT 1
5a	Gross rents				
b	(Net rental income or (loss))				
6a	Net gain or (loss) from sale of assets not on line 10	89,301,719			
b	Gross sales price for all assets on line 6a	708,572,412			
7	Capital gain net income (from Part IV, line 2)		56,980,401		
8	Net short-term capital gain				
9	Income modifications				
10a	Gross sales less returns and allowances				
b	Less Cost of goods sold				
c	Gross profit or (loss) (attach schedule)				
11	Other income (attach schedule)	183,905	183,905		STMT 2
12	Total. Add lines 1 through 11	37,291,294	107,855,407		
13	Compensation of officers, directors, trustees, etc.	2,135,628	429,127		1,539,619
14	Other employee salaries and wages	1,624,381	256,432		1,268,226
15	Pension plans, employee benefits	1,512,881	162,327		1,287,427
16a	Legal fees (attach schedule) STMT 3	111,306	26,223	NONE	74,885
b	Accounting fees (attach schedule) STMT 4	97,396	68,606	NONE	2,110
c	Other professional fees (attach schedule) STMT 5	4,620,311	3,293,646		1,268,963
17	Interest				
18	Taxes (attach schedule) (see page 14 of the instructions) STMT 6	1,229,931			
19	Depreciation (attach schedule) and depletion				
20	Occupancy	518,792	69,855		421,771
21	Travel, conferences and meetings	956,994	117,010		764,553
22	Printing and publications	197,442	15,198		176,333
23	Other expenses (attach schedule) STMT 7	1,211,680	181,874		959,077
24	Total operating and administrative expenses. Add lines 13 through 23	14,216,742	4,620,298	NONE	7,762,964
25	Contributions, gifts, grants paid	89,150,705			85,569,297
26	Total expenses and disbursements. Add lines 24 and 25	103,367,447	4,620,298	NONE	93,332,261
27	Subtract line 26 from line 12				
a	Excess of revenue over expenses and disbursements	33,923,847			
b	Net investment income (if negative enter -0-)		103,235,109		
c	Adjusted net income (if negative enter -0-)				

FILMED NOV 25 2002

RECEIVED
 NOV 19 2002
 OGDEN UT
 IRS-OSC

Part II Balance Sheets		Attached schedules and amounts in the description column should be for end-of-year amounts only (See instructions)			
		Beginning of year (a) Book Value	End of year (b) Book Value (c) Fair Market Value		
Assets	1	Cash - non-interest-bearing			
	2	Savings and temporary cash investments	7,254,247	76,910,643	76,910,643
	3	Accounts receivable			
		Less allowance for doubtful accounts			
	4	Pledges receivable			
		Less allowance for doubtful accounts			
	5	Grants receivable			
	6	Receivables due from officers, directors, trustees, and other disqualified persons (attach schedule) (see page 15 of the instructions)			
	7	Other notes and loans receivable (attach schedule)			
		Less allowance for doubtful accounts			
	8	Inventories for sale or use			
	9	Prepaid expenses and deferred charges			
	10 a	Investments - U S and state government obligations (attach schedule)	391,013,777	292,980,705	292,980,705
	b	Investments - corporate stock (attach schedule)	1,059,226,355	966,456,250	966,456,250
	c	Investments - corporate bonds (attach schedule)	139,862,614	167,771,230	167,771,230
	11	Investments - land buildings and equipment basis			
	Less accumulated depreciation (attach schedule)				
12	Investments - mortgage loans				
13	Investments - other (attach schedule)	579,442,854	375,342,691	375,342,691	
14	Land buildings and equipment basis				
	Less accumulated depreciation (attach schedule)				
15	Other assets (describe)	22,185,275	21,368,424	21,368,424	
16	Total assets (to be completed by all filers - see page 16 of the instructions Also, see page 1, item I)	2,198,985,122	1,900,829,943	1,900,829,943	
Liabilities	17	Accounts payable and accrued expenses	1,277,136	379,460	
	18	Grants payable	73,247,834	77,428,475	
	19	Deferred revenue			
	20	Loans from officers directors trustees and other disqualified persons			
	21	Mortgages and other notes payable (attach schedule)			
	22	Other liabilities (describe)			
	23	Total liabilities (add lines 17 through 22)	74,524,970	77,807,935	
Net Assets or Fund Balances	Organizations that follow SFAS 117, check here <input checked="" type="checkbox"/> and complete lines 24 through 26 and lines 30 and 31				
	24	Unrestricted	2,124,460,152	1,823,022,008	
	25	Temporarily restricted			
	26	Permanently restricted			
	Organizations that do not follow SFAS 117, check here and complete lines 27 through 31 <input type="checkbox"/>				
	27	Capital stock, trust principal, or current funds			
	28	Paid-in or capital surplus or land bldg, and equipment fund			
	29	Retained earnings accumulated income endowment or other funds			
	30	Total net assets or fund balances (see page 17 of the instructions)	2,124,460,152	1,823,022,008	
31	Total liabilities and net assets/fund balances (see page 17 of the instructions)	2,198,985,122	1,900,829,943		

Part III Analysis of Changes in Net Assets or Fund Balances

1	Total net assets or fund balances at beginning of year - Part II, column (a), line 30 (must agree with end-of-year figure reported on prior year's return)	1	2,124,460,152
2	Enter amount from Part I, line 27a	2	33,923,847
3	Other increases not included in line 2 (itemize)	3	
4	Add lines 1, 2, and 3	4	2,158,383,999
5	Decreases not included in line 2 (itemize) SEE STATEMENT 8	5	335,361,991
6	Total net assets or fund balances at end of year (line 4 minus line 5) - Part II, column (b), line 30	6	1,823,022,008

Part IV Capital Gains and Losses for Tax on Investment Income

(a) List and describe the kind(s) of property sold (e.g., real estate, 2-story brick warehouse or common stock 200 shs MLC Co)			(b) How acquired P-Purchase D-Donation	(c) Date acquired (mo, day, yr)	(d) Date sold (mo, day, yr)
1a SEE PART IV SCHEDULE					
b					
c					
d					
e					
(e) Gross sales price	(f) Depreciation allowed (or allowable)	(g) Cost or other basis plus expense of sale	(h) Gain or (loss) (e) plus (f) minus (g)		
a					
b					
c					
d					
e					
Complete only for assets showing gain in column (h) and owned by the foundation on 12/31/69			(i) Gains (Col (h) gain minus col (k) but not less than -0-) or Losses (from col (h))		
(l) F M V as of 12/31/69	(j) Adjusted basis as of 12/31/69	(k) Excess of col (i) over col (j) if any			
a					
b					
c					
d					
e					
2 Capital gain net income or (net capital loss) { If gain also enter in Part I, line 7 If (loss), enter -0- in Part I, line 7 }			2	56,980,401	
3 Net short-term capital gain or (loss) as defined in sections 1222(5) and (6) If gain, also enter in Part I, line 8, column (c) (see pages 13 and 17 of the instructions) If (loss), enter -0- in Part I line 8			3		

Part V Qualification Under Section 4940(e) for Reduced Tax on Net Investment Income

(For optional use by domestic private foundations subject to the section 4940(a) tax on net investment income)

If section 4940(d)(2) applies, leave this part blank

Was the organization liable for the section 4942 tax on the distributable amount of any year in the base period? Yes No
 If "Yes" the organization does not qualify under section 4940(e) Do not complete this part

1 Enter the appropriate amount in each column for each year, see page 18 of the instructions before making any entries

(a) Base period years Calendar year (or tax year beginning in)	(b) Adjusted qualifying distributions	(c) Net value of noncharitable-use assets	(d) Distribution ratio (col (b) divided by col (c))
2000	77,678,837.	2,144,764,382	0.03621788839
1999	59,292,228.	1,452,825,780	0.04081165740
1998	50,999,827	1,199,853,673	0.04250503886
1997	46,817,230	1,111,833,061	0.04210814703
1996	41,374,294	989,339,618	0.04182011237
2 Total of line 1, column (d)			0.20346284405
3 Average distribution ratio for the 5-year base period-divide the total on line 2 by 5, or by the number of years the foundation has been in existence if less than 5 years			0.04069256881
4 Enter the net value of noncharitable-use assets for 2001 from Part X, line 5			1,972,727,446
5 Multiply line 4 by line 3			80,275,347
6 Enter 1% of net investment income (1% of Part I, line 27b)			1,032,351
7 Add lines 5 and 6			81,307,698
8 Enter qualifying distributions from Part XII, line 4			93,332,261

If line 8 is equal to or greater than line 7 check the box in Part VI line 1b and complete that part using a 1% tax rate See the Part VI instructions on page 18

Part VI Excise Tax Based on Investment Income (Section 4940(a), 4940(b), 4940(e), or 4948 - see page 18 of the instructions)

1a	Exempt operating foundations described in section 4940(d)(2) check here <input type="checkbox"/> and enter "N/A" on line 1 Date of ruling letter _____ (attach copy of ruling letter if necessary - see instructions)		
b	Domestic organizations that meet the section 4940(e) requirements in Part V, check here <input checked="" type="checkbox"/> and enter 1% of Part I line 27b	1	1,032,351
c	All other domestic organizations enter 2% of line 27b Exempt foreign organizations enter 4% of Part I line 12, col (b)		
2	Tax under section 511 (domestic section 4947(a)(1) trusts and taxable foundations only Others enter -0-)	2	
3	Add lines 1 and 2	3	1,032,351
4	Subtitle A (income) tax (domestic section 4947(a)(1) trusts and taxable foundations only Others enter -0-)	4	NONE
5	Tax based on investment income Subtract line 4 from line 3 If zero or less enter -0-	5	1,032,351
6	Credits/Payments		
a	2001 estimated tax payments and 2000 overpayment credited to 2001	6a	3,127,051
b	Exempt foreign organizations - tax withheld at source	6b	NONE
c	Tax paid with application for extension of time to file (Form 8868)	6c	NONE
d	Backup withholding erroneously withheld	6d	
7	Total credits and payments Add lines 6a through 6d	7	3,127,051
8	Enter any penalty for underpayment of estimated tax Check here <input checked="" type="checkbox"/> if Form 2220 is attached	8	
9	Tax due If the total of lines 5 and 8 is more than line 7 enter amount owed	9	
10	Overpayment If line 7 is more than the total of lines 5 and 8, enter the amount overpaid	10	2,094,700
11	Enter the amount of line 10 to be Credited to 2002 estimated tax <input type="checkbox"/> 1,100,000 <input type="checkbox"/> Refunded <input checked="" type="checkbox"/>	11	994,700

Part VII-A Statements Regarding Activities

	Yes	No
1 a		X
b		X
c		X
d		
e		
2		X
3		X
4 a	X	
4 b	X	
5		X
6	X	
7	X	
8 a		
8 b	X	
9		X
10		X
11	X	

12 The books are in care of BEATRIZ G CLOSSICK Telephone no 305-908-2600
 Located at 2 S BISCAYNE BLVD, SUITE 3600 MIAMI, FL ZIP+4 33131-1603

13 Section 4947(a)(1) nonexempt charitable trusts filing Form 990-PF in lieu of Form 1041 - Check here
 and enter the amount of tax-exempt interest received or accrued during the year 13

Part VII-B Statements Regarding Activities for Which Form 4720 May Be Required

File Form 4720 if any item is checked in the "Yes" column, unless an exception applies

Table with columns for question descriptions, Yes/No checkboxes, and Yes/No columns for reporting. Includes questions 1a through 6b regarding disqualifying activities, disaster assistance, and business holdings.

Part VIII Information About Officers, Directors, Trustees, Foundation Managers, Highly Paid Employees, and Contractors

1 List all officers, directors, trustees, foundation managers and their compensation (see page 20 of the instructions)

(a) Name and address	(b) Title and average hours per week devoted to position	(c) Compensation (If not paid, enter -0-)	(d) Contributions to employee benefit plans and deferred compensation	(e) Expense account other allowances
SCHEDULE E		2,135,628	251,525	-0-

2 Compensation of five highest-paid employees (other than those included on line 1 - see page 21 of the instructions) If none, enter "NONE"

(a) Name and address of each employee paid more than \$50,000	(b) Title and average hours per week devoted to position	(c) Compensation	(d) Contributions to employee benefit plans and deferred compensation	(e) Expense account other allowances
SEE SCHEDULE F		647,856	116,869	

Total number of other employees paid over \$50,000 ▶ 7

3 Five highest-paid independent contractors for professional services - (see page 21 of the instructions) If none, enter "NONE"

(a) Name and address of each person paid more than \$50,000	(b) Type of service	(c) Compensation
MELLON PITTSBURGH, PA	INVESTMENT	1,430,268
PRINCETON SURVEY RESEARCH	RESEARCH	878,619
CAP GUARDIAN TRUST COMPANY BREA, CA	INVESTMENT	622,522
AMERICAN INSTITUTE FOR RESEARCH	RESEARCH	521,400
WILLIAM MERCER	HUMAN RESOURCE CONSU	450,040

Total number of others receiving over \$50,000 for professional services ▶ 14

Part IX-A Summary of Direct Charitable Activities

List the foundation's four largest direct charitable activities during the tax year. Include relevant statistical information such as the number of organizations and other beneficiaries served, conferences convened, research papers produced, etc.	Expenses
1 SEE SCHEDULE J COMMUNITY INDICATORS (SURVEYS AND PROFILES)	1,264,605
2 COMMUNITY PARTNER PRIORITIES	860,963
3 KNIGHT COMMISSION ON INTERCOLLEGIATE ATHLETICS	628,109
4 THE MAGIC OF MUSIC INITIATIVE	596,287

Part IX-B Summary of Program-Related Investments (see page 21 of the instructions)

Describe the two largest program-related investments made by the foundation during the tax year on lines 1 and 2	Amount
1 <u>NONE</u>	
2	
All other program-related investments See page 22 of the instructions	
3 <u>NONE</u>	
Total Add lines 1 through 3	

Part X Minimum Investment Return (All domestic foundations must complete this part Foreign foundations, see page 22 of the instructions)

1 Fair market value of assets not used (or held for use) directly in carrying out charitable, etc., purposes		
a Average monthly fair market value of securities	1a	1,997,064,217
b Average of monthly cash balances	1b	5,704,764
c Fair market value of all other assets (see page 22 of the instructions)	1c	NONE
d Total (add lines 1a, b, and c)	1d	2,002,768,981
e Reduction claimed for blockage or other factors reported on lines 1a and 1c (attach detailed explanation) SEE STATEMENT 9	1e	6,745,756
2 Acquisition indebtedness applicable to line 1 assets	2	NONE
3 Subtract line 2 from line 1d	3	2,002,768,981
4 Cash deemed held for charitable activities Enter 1 1/2% of line 3 (for greater amount, see page 23 of the instructions)	4	30,041,535
5 Net value of noncharitable-use assets Subtract line 4 from line 3 Enter here and on Part V, line 4	5	1,972,727,446
6 Minimum investment return Enter 5% of line 5	6	98,636,372

Part XI Distributable Amount (see page 23 of the instructions) (Section 4942(j)(3) and (j)(5) private operating foundations and certain foreign organizations check here and do not complete this part)

1 Minimum investment return from Part X, line 6	1	98,636,372
2a Tax on investment income for 2001 from Part VI, line 5	2a	1,032,351
b Income tax for 2001 (This does not include the tax from Part VI)	2b	140,996
c Add lines 2a and 2b	2c	1,173,347
3 Distributable amount before adjustments Subtract line 2c from line 1	3	97,463,025
4a Recoveries of amounts treated as qualifying distributions	4a	599,233
b Income distributions from section 4947(a)(2) trusts	4b	
c Add lines 4a and 4b	4c	599,233
5 Add lines 3 and 4c	5	98,062,258
6 Deduction from distributable amount (see page 23 of the instructions)	6	NONE
7 Distributable amount as adjusted Subtract line 6 from line 5 Enter here and on Part XIII line 1	7	98,062,258

Part XII Qualifying Distributions (see page 23 of the instructions)

1 Amounts paid (including administrative expenses) to accomplish charitable, etc., purposes		
a Expenses, contributions, gifts, etc - total from Part I, column (d), line 26	1a	93,332,261
b Program-related investments - Total from Part IX-B	1b	NONE
2 Amounts paid to acquire assets used (or held for use) directly in carrying out charitable, etc., purposes	2	NONE
3 Amounts set aside for specific charitable projects that satisfy the		
a Suitability test (prior IRS approval required)	3a	NONE
b Cash distribution test (attach the required schedule)	3b	NONE
4 Qualifying distributions Add lines 1a through 3b Enter here and on Part V, line 8 and Part XIII, line 4	4	93,332,261
5 Organizations that qualify under section 4940(e) for the reduced rate of tax on net investment income Enter 1% of Part I, line 27b (see page 24 of the instructions)	5	1,032,351
6 Adjusted qualifying distributions Subtract line 5 from line 4	6	92,299,910

Note The amount on line 6 will be used in Part V, column (b), in subsequent years when calculating whether the foundation qualifies for the section 4940(e) reduction of tax in those years

Part XIII Undistributed Income (see page 24 of the instructions)

	(a) Corpus	(b) Years prior to 2000	(c) 2000	(d) 2001
1 Distributable amount for 2001 from Part XI, line 7				98,062,258
2 Undistributed income if any as of the end of 2000				
a Enter amount for 2000 only			58,199,734	
b Total for prior years		NONE		
3 Excess distributions carryover if any, to 2001				
a From 1996	NONE			
b From 1997	NONE			
c From 1998	NONE			
d From 1999	NONE			
e From 2000	NONE			
f Total of lines 3a through e	NONE			
4 Qualifying distributions for 2001 from Part XII, line 4 <u>93,332,261</u>				
a Applied to 2000 but not more than line 2a			58,199,734	
b Applied to undistributed income of prior years (Election required - see page 24 of the instructions)		NONE		
c Treated as distributions out of corpus (Election required - see page 24 of the instructions)	NONE			
d Applied to 2001 distributable amount				35,132,527
e Remaining amount distributed out of corpus				
5 Excess distributions carryover applied to 2001 (if an amount appears in column (d), the same amount must be shown in column (a))	NONE			NONE
6 Enter the net total of each column as indicated below				
a Corpus Add lines 3f, 4c, and 4e Subtract line 5	NONE			
b Prior years' undistributed income Subtract line 4b from line 2b		NONE		
c Enter the amount of prior years' undistributed income for which a notice of deficiency has been issued, or on which the section 4942(a) tax has been previously assessed		NONE		
d Subtract line 6c from line 6b Taxable amount - see page 25 of the instructions		NONE		
e Undistributed income for 2000 Subtract line 4a from line 2a Taxable amount - see page 25 of the instructions				
f Undistributed income for 2001 Subtract lines 4d and 5 from line 1 This amount must be distributed in 2002				62,929,731
7 Amounts treated as distributions out of corpus to satisfy requirements imposed by section 170(b)(1)(E) or 4942(g)(3) (see page 25 of the instructions)	NONE			
8 Excess distributions carryover from 1996 not applied on line 5 or line 7 (see page 25 of the instructions)	NONE			
9 Excess distributions carryover to 2002 Subtract lines 7 and 8 from line 6a	NONE			
10 Analysis of line 9				
a Excess from 1997	NONE			
b Excess from 1998	NONE			
c Excess from 1999	NONE			
d Excess from 2000	NONE			
e Excess from 2001	NONE			

Part XIV Private Operating Foundations (see page 25 of the instructions and Part VII-A question 9) NOT APPLICABLE

- 1 a If the foundation has received a ruling or determination letter that it is a private operating foundation and the ruling is effective for 2001 enter the date of the ruling
- b Check box to indicate whether the organization is a private operating foundation described in section 4942(j)(3) or 4942(j)(5)

	Tax year		Prior 3 years		(e) Total
	(a) 2001	(b) 2000	(c) 1999	(d) 1998	
2 a Enter the lesser of the adjusted net income from Part I or the minimum investment return from Part X for each year listed					
b 85% of line 2a					
c Qualifying distributions from Part XII line 4 for each year listed					
d Amounts included in line 2c not used directly for active conduct of exempt activities					
e Qualifying distributions made directly for active conduct of exempt activities Subtract line 2d from line 2c					
3 Complete 3a, b, or c for the alternative test relied upon					
a "Assets" alternative test - enter					
(1) Value of all assets					
(2) Value of assets qualifying under section 4942(j)(3)(B)(i)					
b "Endowment" alternative test Enter 2/3 of minimum investment return shown in Part X line 6 for each year listed					
c "Support" alternative test enter					
(1) Total support other than gross investment income (interest, dividends, rents, payments on securities, loans (section 512(a)(5)) or royalties)					
(2) Support from general public and 5 or more exempt organizations as provided in section 4942(j)(3)(B)(ii)					
(3) Largest amount of support from an exempt organization					
(4) Gross investment income					

Part XV Supplementary Information (Complete this part only if the organization had \$5,000 or more in assets at any time during the year - see page 26 of the instructions)

- 1 Information Regarding Foundation Managers
 - a List any managers of the foundation who have contributed more than 2% of the total contributions received by the foundation before the close of any tax year (but only if they have contributed more than \$5,000) (See section 507(d)(2))

SCHEDULE D

- b List any managers of the foundation who own 10% or more of the stock of a corporation (or an equally large portion of the ownership of a partnership or other entity) of which the foundation has a 10% or greater interest

NONE

- 2 Information Regarding Contribution, Grant, Gift, Loan, Scholarship, etc., Programs
 - Check here if the organization only makes contributions to preselected charitable organizations and does not accept unsolicited requests for funds. If the organization makes gifts, grants, etc. (see page 26 of the instructions) to individuals or organizations under other conditions, complete items 2a, b, c, and d.

- a The name, address, and telephone number of the person to whom applications should be addressed

SCHEDULE D

- b The form in which applications should be submitted and information and materials they should include

SCHEDULE D

- c Any submission deadlines

SCHEDULE D

- d Any restrictions or limitations on awards such as by geographical areas, charitable fields, kinds of institutions, or other factors

SCHEDULE D

Part XV Supplementary Information (continued)

3 Grants and Contributions Paid During the Year or Approved for Future Payment

Recipient Name and address (home or business)	If recipient is an individual show any relationship to any foundation manager or substantial contributor	Foundation status of recipient	Purpose of grant or contribution	Amount
a <i>Paid during the year</i> SEE SCHEDULE I				85,569,297
Total				85,569,297
b <i>Approved for future payment</i> SCHEDULE I				77,428,475
Total				77,428,475

Part XVII Information Regarding Transfers To and Transactions and Relationships With Noncharitable Exempt Organizations

1 Did the organization directly or indirectly engage in any of the following with any other organization described in section 501(c) of the Code (other than section 501(c)(3) organizations) or in section 527, relating to political organizations?
a Transfers from the reporting organization to a noncharitable exempt organization of
(1) Cash
(2) Other assets
b Other Transactions
(1) Sales of assets to a noncharitable exempt organization
(2) Purchases of assets from a noncharitable exempt organization
(3) Rental of facilities, equipment, or other assets
(4) Reimbursement arrangements
(5) Loans or loan guarantees
(6) Performance of services or membership or fundraising solicitations
c Sharing of facilities, equipment, mailing lists, other assets, or paid employees
d If the answer to any of the above is "Yes," complete the following schedule. Column (b) should always show the fair market value of the goods, other assets, or services given by the reporting organization. If the organization received less than fair market value in any transaction or sharing arrangement, show in column (d) the value of the goods, other assets, or services received.

Table with 4 columns: (a) Line no, (b) Amount involved, (c) Name of noncharitable exempt organization, (d) Description of transfers, transactions, and sharing arrangements.

2 a Is the organization directly or indirectly affiliated with, or related to, one or more tax-exempt organizations described in section 501(c) of the Code (other than section 501(c)(3)) or in section 527? Yes No

Table with 3 columns: (a) Name of organization, (b) Type of organization, (c) Description of relationship.

Under penalties of perjury I declare that I have examined this return including accompanying schedules and statements and to the best of my knowledge and belief it is true, correct, and complete. Declaration of preparer (other than taxpayer or fiduciary) based on all information of which preparer has any knowledge.
Signature of officer or trustee: [Signature]
Preparer's signature: [Signature]
Firm's name (or yours if self-employed), address, and ZIP code: ERNST & YOUNG LLP, 777 S FLAGLER DRIVE, WEST PALM BEACH, FL

FORM 990-PF - PART IV
CAPITAL GAINS AND LOSSES FOR TAX ON INVESTMENT INCOME

Kind of Property		Description				P or D	Date acquired	Date sold
Gross sale price less expenses of sale	Depreciation allowed/ allowable	Cost or other basis	FMV as of 12/31/69	Adj basis as of 12/31/69	Excess of FMV over adj basis		Gain or (loss)	
		SEE SCHEDULE C					VARIOUS	VARIOUS
7085724127		7028743726					56980401.	
TOTAL GAIN(LOSS)		...					56980401.	

FORM 990PF, PART I - DIVIDENDS AND INTEREST FROM SECURITIES

DESCRIPTION -----	REVENUE AND EXPENSES PER BOOKS -----	NET INVESTMENT INCOME -----
INTEREST	37,763,362.	43,087,129.
DIVIDENDS	9,699,964.	7,603,972.
	-----	-----
TOTAL	47,463,326.	50,691,101.
	=====	=====

FORM 990PF, PART I - OTHER INCOME

=====

DESCRIPTION	REVENUE AND EXPENSES PER BOOKS	NET INVESTMENT INCOME
-----	-----	-----
SEE SCHEDULE A	183,905.	183,905.
TOTALS	----- 183,905. =====	----- 183,905. =====

FORM 990PF, PART I - LEGAL FEES

=====

DESCRIPTION	REVENUE AND EXPENSES PER BOOKS	NET INVESTMENT INCOME	ADJUSTED NET INCOME	CHARITABLE PURPOSES
-----	-----	-----	-----	-----
SEE SCHEDULE A	111,306.	26,223.		74,885.
TOTALS	111,306.	26,223.	NONE	74,885.
	=====	=====	=====	=====

FORM 990PF, PART I - ACCOUNTING FEES

=====

DESCRIPTION	REVENUE AND EXPENSES PER BOOKS	NET INVESTMENT INCOME	ADJUSTED NET INCOME	CHARITABLE PURPOSES
-----	-----	-----	-----	-----
SEE SCHEDULE A	97,396.	68,606.		2,110.
TOTALS	97,396.	68,606.	NONE	2,110.
	=====	=====	=====	=====

FORM 990PF, PART I - OTHER PROFESSIONAL FEES

=====

DESCRIPTION	REVENUE AND EXPENSES PER BOOKS	NET INVESTMENT INCOME	CHARITABLE PURPOSES
-----	-----	-----	-----
SEE SCHEDULE A	4,620,311.	3,293,646.	1,268,963.
TOTALS	4,620,311.	3,293,646.	1,268,963.
	=====	=====	=====

FORM 990PF, PART I - TAXES

=====

DESCRIPTION -----	REVENUE AND EXPENSES PER BOOKS -----
SEE SCHEDULE A	1,229,931.

TOTALS	1,229,931.
	=====

FORM 990PF, PART I - OTHER EXPENSES

=====

DESCRIPTION	REVENUE AND EXPENSES PER BOOKS	NET INVESTMENT INCOME	CHARITABLE PURPOSES
-----	-----	-----	-----
SEE SCHEDULE A	1,211,680.	181,874.	959,077.
TOTALS	1,211,680.	181,874.	959,077.
	=====	=====	=====

FORM 990PF, PART III - OTHER DECREASES IN NET WORTH OR FUND BALANCES

DESCRIPTION -----	AMOUNT -----
NET DECREASE IN MARKET VALUE	335361991.
TOTAL	----- 335361991. =====

FORM 990PF, PART X - REDUCTION CLAIMED FOR BLOCKAGE

DESCRIPTION

AMOUNT

SEE SCHEDULE H--BLOCKAGE ON KRI STOCK

6,745,756.

TOTAL

6,745,756.

Underpayment of Estimated Tax by Corporations

2001

▶ See separate instructions
▶ Attach to the corporation's tax return

Name **JOHN S. AND JAMES L. KNIGHT FOUNDATION** Employer identification number **65-0464177**

Note In most cases, the corporation **does not** need to file Form 2220 (See Part I below for exceptions) The IRS will figure any penalty owed and bill the corporation If the corporation does not need to file Form 2220, it may still use it to figure the penalty Enter the amount from line 36 on the estimated tax penalty line of the corporation's income tax return, but **do not** attach Form 2220

Part I Reasons for Filing - Check the boxes below that apply to the corporation If any boxes are checked, the corporation must file Form 2220, even if it does not owe the penalty If the box on line 1 or line 2 applies, the corporation may be able to lower or eliminate the penalty

- 1 The corporation is using the annualized income installment method
- 2 The corporation is using the adjusted seasonal installment method
- 3 The corporation is a "large corporation" figuring its first required installment based on the prior year's tax

Note The corporation also must file Form 2220 if it has a suspended research credit allowed for the current year (see the instructions for line 4) or it is an indirectly affected taxpayer (see instructions)

Part II Figuring the Underpayment

4 Total tax (see instructions)		4	1,032,351.
5 a Personal holding company tax (Schedule PH (Form 1120), line 26) included on line 4	5a		
b Look-back interest included on line 4 under section 460(b)(2) for completed long-term contracts or section 167(g) for depreciation under the income forecast method	5b		
c Credit for Federal tax paid on fuels (see instructions)	5c		
d Total Add lines 5a through 5c		5d	
6 Subtract line 5d from line 4 If the result is less than \$500 do not complete or file this form The corporation does not owe the penalty		6	1,032,351.
7 Enter the tax shown on the corporation's 2000 income tax return Caution See instructions before completing this line		7	9,637,687.
8 Enter the smaller of line 6 or line 7 If the corporation must skip line 7, enter the amount from line 6		8	1,032,351.

	(a)	(b)	(c)	(d)	
9 Installment due dates Enter in columns (a) through (d) the 15th day of the 4th (Form 990-PF filers Use 5th month) 6th 9th and 12th months of the corporation's tax year Exception Enter October 1 2001 instead of September 15 2001 ▶	9	05/15/2001	06/15/2001	10/01/2001	12/15/2001
10 Required installments If the box on line 1 and/or line 2 above is checked enter the amounts from Schedule A, line 40 If the box on line 3 (but not 1 or 2) is checked, see instructions for the amounts to enter If none of these boxes are checked, enter 25% of line 8 above in each column	10	258,088.	258,088.	258,088.	258,088.
11 Estimated tax paid or credited for each period (see instructions) For column (a) only enter the amount from line 11 on line 15 Complete lines 12 through 18 of one column before going to the next column	11	2,527,051.	200,000.	400,000.	
12 Enter amount if any, from line 18 of the preceding column	12		2,268,963.	2,210,875.	2,352,787.
13 Add lines 11 and 12	13		2,468,963.	2,610,875.	2,352,787.
14 Add amounts on lines 16 and 17 of the preceding column	14				
15 Subtract line 14 from line 13 If zero or less enter -0-	15	2,527,051.	2,468,963.	2,610,875.	2,352,787.
16 If the amount on line 15 is zero, subtract line 13 from line 14 Otherwise enter -0-	16				
17 Underpayment. If line 15 is less than or equal to line 10 subtract line 15 from line 10 Then go to line 12 of the next column Otherwise go to line 18	17				
18 Overpayment. If line 10 is less than line 15 subtract line 10 from line 15 Then go to line 12 of the next column	18	2,268,963.	2,210,875.	2,352,787.	2,094,699.

Complete Part III on page 2 to figure the penalty If there are no entries on line 17, no penalty is owed

Part III Figuring the Penalty

	(a)	(b)	(c)	(d)
19 Enter the date of payment or the 15th day of the 3rd month after the close of the tax year whichever is earlier (see instructions) (Form 990-PF and Form 990-T filers Use 5th month instead of 3rd month)				
20 Number of days from due date of installment on line 9 to the date shown on line 19				
21 Number of days on line 20 after 4/15/2001 and before 7/1/2001				
22 Underpayment on line 17 x $\frac{\text{Number of days on line 21}}{365}$ x 8%				
23 Number of days on line 20 after 6/30/2001 and before 1/1/2002				
24 Underpayment on line 17 x $\frac{\text{Number of days on line 23}}{365}$ x 7%				
25 Number of days on line 20 after 12/31/2001 and before 4/1/2002				
26 Underpayment on line 17 x $\frac{\text{Number of days on line 25}}{365}$ x 6%				
27 Number of days on line 20 after 3/31/2002 and before 7/1/2002				
28 Underpayment on line 17 x $\frac{\text{Number of days on line 27}}{365}$ x %				
29 Number of days on line 20 after 6/30/2002 and before 10/1/2002				
30 Underpayment on line 17 x $\frac{\text{Number of days on line 29}}{365}$ x %				
31 Number of days on line 20 after 9/30/2002 and before 1/1/2003				
32 Underpayment on line 17 x $\frac{\text{Number of days on line 31}}{365}$ x %				
33 Number of days on line 20 after 12/31/2002 and before 2/16/2003				
34 Underpayment on line 17 x $\frac{\text{Number of days on line 33}}{365}$ x %				
35 Add lines 22 24 26 28 30 32 and 34				
36 Penalty Add columns (a) through (d) of line 35 Enter the total here and on Form 1120 line 33 Form 1120-A line 29, or the comparable line for other income tax returns				36

*For underpayments paid after March 31, 2002 For lines 28, 30, 32, and 34, use the penalty interest rate for each calendar quarter, which the IRS will determine during the first month in the preceding quarter These rates are published quarterly in an IRS News Release and in a revenue ruling in the Internal Revenue Bulletin To obtain this information on the Internet, access the IRS Web Site at www.irs.gov You can also call 1-800-829-1040 to get interest rate information

**SCHEDULE D
(Form 1041)**

Capital Gains and Losses

OMB No 1545-0092

Department of the Treasury
Internal Revenue Service

▶ **Attach to Form 1041 (or Form 5227) See the separate instructions for
Form 1041 (or Form 5227)**

2001

Name of estate or trust

Employer identification number

JOHN S AND JAMES L KNIGHT FOUNDATION

65-0464177

Note Form 5227 filers need to complete only Parts I and II

Part I Short-Term Capital Gains and Losses - Assets Held One Year or Less

(a) Description of property (Example 100 shares 7% preferred of "Z" Co)	(b) Date acquired (mo day yr)	(c) Date sold (mo day yr)	(d) Sales price	(e) Cost or other basis (see page 29)	(f) Gain or (Loss) (col (d) less col (e))
1 SEE STATEMENT 1			7085724127	7028743726	56,980,401
2	Short-term capital gain or (loss) from Forms 4684, 6252, 6781, and 8824				2
3	Net short-term gain or (loss) from partnerships, S corporations, and other estates or trusts				3
4	Short-term capital loss carryover. Enter the amount, if any, from line 9 of the 2000 Capital Loss Carryover Worksheet				4 ()
5	Net short-term gain or (loss). Combine lines 1 through 4 in column (f). Enter here and on line 14 below				5 56,980,401

Part II Long-Term Capital Gains and Losses - Assets Held More Than One Year

(a) Description of property (Example 100 shares 7% preferred of "Z" Co)	(b) Date acquired (mo day yr)	(c) Date sold (mo day yr)	(d) Sales price	(e) Cost or other basis (see page 29)	(f) Gain or (Loss) (col (d) less col (e))	(g) 28% Rate Gain or (Loss) *(see instr below)
6						
7	Long-term capital gain or (loss) from Forms 2439, 4684, 6252, 6781, and 8824				7	
8	Net long-term gain or (loss) from partnerships, S corporations, and other estates or trusts				8	
9	Capital gain distributions				9	
10	Gain from Form 4797, Part I				10	
11	Long-term capital loss carryover. Enter in both columns (f) and (g) the amount, if any, from line 14, of the 2000 Capital Loss Carryover Worksheet				11 () ()	
12	Combine lines 6 through 11 in column (g)				12	
13	Net long-term gain or (loss). Combine lines 6 through 11 in column (f). Enter here and on line 15 below				13	

*28% rate gain or loss includes all "collectibles gains and losses" (as defined on page 30 of the instructions) and up to 50% of the eligible gain on qualified small business stock (see page 28 of the instructions)

Part III Summary of Parts I and II	(1) Beneficiaries' (see page 30)	(2) Estate's or trust's	(3) Total
14 Net short-term gain or (loss) (from line 5 above)	14		56,980,401.
15 Net long-term gain or (loss)			
a 28% rate gain or (loss) (from line 12 above)	15a		
b Unrecaptured section 1250 gain (see line 17 of the worksheet on page 31)	15b		
c Total for year (from line 13 above)	15c		
16 Total net gain or (loss). Combine lines 14 and 15c	16		56,980,401

Note If line 16, column (3), is a net gain, enter the gain on Form 1041, line 4. If lines 15c and 16, column (2), are net gains, go to Part V, and do not complete Part IV. If line 16, column (3), is a net loss, complete Part IV and the Capital Loss Carryover Worksheet, as necessary.

For Paperwork Reduction Act Notice, see the Instructions for Form 1041

Schedule D (Form 1041) 2001

Part IV Capital Loss Limitation

17 Enter here and enter as a (loss) on Form 1041 line 4 the smaller of
 a The loss on line 16, column (3) or
 b \$3,000

17 ()

If the loss on line 16, column (3), is more than \$3,000, or if Form 1041 page 1, line 22, is a loss, complete the **Capital Loss Carryover Worksheet** on page 32 of the instructions to determine your capital loss carryover

Part V Tax Computation Using Maximum Capital Gains Rates (Complete this part only if both lines 15c and 16 in column (2) are gains, and Form 1041, line 22 is more than zero)

Note If line 15a, column (2) or line 15b, column (2) is more than zero, complete the worksheet on page 34 to figure the instructions to figure the amount to enter on lines 20, 27, and 38 below and skip all other lines below. Otherwise, go to line 18

18	Enter taxable income from Form 1041, line 22	18	
19	Enter the smaller of line 15c or 16 in column (2)	19	
20	If the estate or trust is filing Form 4952, enter the amount from line 4e, otherwise, enter -0- ▶	20	
21	Subtract line 20 from line 19. If zero or less, enter -0-	21	
22	Subtract line 21 from line 18. If zero or less, enter -0-	22	
23	Figure the tax on the amount on line 22. Use the 2001 Tax Rate Schedule on page 20 of the instructions	23	
24	Enter the smaller of the amount on line 18 or \$1,800	24	
If line 24 is greater than line 22, go to line 25. Otherwise, skip lines 25 through 31 and go to line 32			
25	Enter the amount from line 22	25	
26	Subtract line 25 from line 24. If zero or less, enter -0- and go to line 32	26	
27	Enter the estate's or trust's allocable portion of qualified 5-year gain, if any, from line 7c of the worksheet on page 33	27	
28	Enter the smaller of line 26 or line 27	28	
29	Multiply line 28 by 8% (.08)	29	
30	Subtract line 28 from line 26	30	
31	Multiply line 30 by 10% (.10)	31	
If the amounts on lines 21 and 26 are the same, skip lines 32 through 35 and go to line 36			
32	Enter the smaller of line 18 or line 21	32	
33	Enter the amount, if any, from line 26	33	
34	Subtract line 33 from line 32	34	
35	Multiply line 34 by 20% (.20)	35	
36	Add lines 23, 29, 31, and 35	36	
37	Figure the tax on the amount on line 18. Use the 2001 Tax Rate Schedule on page 20 of the instructions	37	
38	Tax on all taxable income (including capital gains). Enter the smaller of line 36 or line 37 here and on line 1a of Schedule G Form 1041	38	

Description	Date Acquired	Date Sold	Gross Sales Price	Cost or Other Basis	Short-term Gain/Loss
CAPITAL GAINS (LOSSES) HELD FOR INVESTMENT PURPOSES					
SEE SCHEDULE C	VARIOUS	VARIOUS	7085724127	7028743726	56980401.
TOTAL CAPITAL GAINS (LOSSES) HELD FOR INVESTMENT PURPOSES					
			7085724127	7028743726	56980401.
Totals			7085724127	7028743726	56980401.

Schedule A

990 PF Ref

Part I, line 11	Other Income		
	Program Related Initiatives - Interest	183,905	
			<u>183,905</u>
Part I, line 16a	Legal Fees		
	Holland & Knight (general council)	107,835	
	Other Legal Services	3,471	
			<u>111,306</u>
Part I, line 16b	Accounting Fees		
	Ernst & Young (annual audit & tax services)	94,800	
	Compupay (Payroll service)	2,596	
			<u>97,396</u>
Part I, line 16c	Other Professional Fees		
	Mellon Bank	1,430,268	
	Cap Guardian	622,522	
	William Mercer	450,040	
	Oak Associates	261,607	
	Maxim Group	244,457	
	Cambridge Associates	229,965	
	Offitbank	213,813	
	Warbug, Pincus Counsellors	119,857	
	Conservation Company	95,335	
	American Institute for Research	85,500	
	Pareto Partners	84,400	
	State Street	69,322	
	Nicholas Applegate	63,172	
	Margaret Egan	55,765	
	Ralph Lowenstein	47,661	
	Gary Walters	39,309	
	Rose Shreck	38,867	
	Michael Q Patton	28,553	
	Winthrop Group	27,695	
	Francher Associates	21,923	
	Phyllis Shapiro	21,250	
	First Merit Bank	16,798	
	Harvey I Sloane	15,000	
	Barclays Global Int	13,453	
	Vanguard Group	5,000	
	Other	318,779	
			<u>4,620,311</u>
Part I, line 18	Taxes		
	Estimated Federal Excise Tax (Form 990PF)	1,115,465	
	Estimated Federal Income Tax (Form 990T)	140,996	
	State Income Taxes	(26,530)	
			<u>1,229,931</u>
Part I, line 23	Summary of Other Expenses		
	Furniture Fixture, Equipment Maintenance	580,384	
	Misc office expenses	214,574	
	Temp Labor	141,968	
	Misc Technology	118,613	
	Foundation Memberships	113,070	
	Insurance	39,968	
	Advertisement	3,103	
			<u>1,211,680</u>

Schedule B

* = all investments are recorded at market

ENDING BALANCES

	<i>Dec-01</i>	
Cash	1,128,736	[1]
Comm Paper & Cash Equiv	75,781,907	[1]
Accrued Income Receivable	6,461,849	[6]
Sales Pending Settlement	2,095,451	[3]
Other Receivable Amounts	14,906,575	[6]
Purchases Pending Settlement	(2,532,696)	[3]
Govt Obligations	292,980,705	[2]
Corporate Bonds	167,771,230	[4]
KRI	64,941,817	[3]
Equity Securities	732,077,687	[3]
International Equities	169,873,991	[3]
Alternative Equity Investments	275,467,784	[5]
Real Estate Investments	99,874,907	[5]
Total Bank	<u><u>1,900,829,943</u></u>	

<i>Part II line 1 "cash and cash equivalents"</i>	76,910,643	[1]
<i>Part II line 10a "investments US and state government obligations"</i>	292,980,705	[2]
<i>Part II line 10b "investments corporate stock"</i>	966,456,250	[3]
<i>Part II line 10c "investments corporate bonds"</i>	167,771,230	[4]
<i>Part II line 13 "investments other"</i>	375,342,691	[5]
<i>Part II line 15 "other assets"</i>	21,368,424	[6]

1,900,829,943

Acct #	Name	Comm Paper &				Equity Securities	International Equities	Sales Pending Settlement	Purchases Pending Settlement	Alternative Equity	Real Estate Investments	Accrued Income Receivable	Other Receivable Amounts
		Cash	Cash Equiv	Govt Obligations	Corporate Bonds								
	Mellon Payroll Cash	(1,239,098)											
	Nations Bank Cash	(1,536,850)											
	Cash on hand	716											
	Cash GL	42,058											
0300	Mellon Bond												
0435	Mellon Cash Management		33,429,275									61	
0438	Whitney Sub-Debt											86,150	12,403,848
0439	Advent Realty II									771,980			
0447	Atlantic/Pacific II										2,166,773		
0450	Oak Associates		821,113							849,970			
0453	Nicholas Applegate (closed)					34,063,163						13,265	
0455	KF Post Venture					88,633							112,645
0458	TCW Credit III									24,890			
0461	Mellon Fund Reconciliation		2,509,342										
0464	TCW Credit II(b)									90,505			
0467	James L. Knight A.R.I.					64,941,817							
0469	Welsh Carson VI									4,753,050			
0470	Avant Strategic Land										1,672,202		
0472	Venture Investment Assoc									1,034,340			
0471	Frontenac VI									746,000			
0475	Advent Realty III												
0477	Mellon Future Marks		96,619,113								34,632,458		
0480	TCW Principal V											194,736	634,040
0481	Capital Guardian	3,861,880	28,783							2,022,782			
0482	Pareto Partners	29					129,245,638	61,071				47,493	143,114
0483	Grotech IV												1,227,378
0484	Spectrum Equity I									1,611,025			
0485	First Merit (closed)									1,100,675			
0488	Mohr Davidow Ventures IV												
0491	Franklin Capital Assoc III									3,247,875			
0495	Benchmark Capital I									3,325,610			
0497	Draper Fisher III									1,885,237			
0499	Welsh Carson VII									7,837,670			
1001	Oaktree Capital Mgt I									8,454,470			
1003	Latin America									2,080,533			
1004	Advent Atlantic/Pacific III									5,349,823			
1008	Harbourvest II									3,002,855			
1010	American Industrial Partners									6,477,223			
1011	Spinnaker (Bowman) Tech (close									8,623,522			
1012	Whitney Equity									1,701,192			
1013	Soundshore (closed)												
1014	North Bridge Vent Part II									3,351,307			
1015	Dover Street III									3,264,670			
1016	Shorenstein Realty III										6,531,489		
1018	Warburg Pincus Core (closed)												
1019	Brookdale Investors II										4,412,867		
1020	State Street REIT Fund					24,489,520							
1021	TA Advent VIII									3,446,571			
1022	Advent Realty IV										23,788,480		
1023	GS Mezzanine									5,143,703			
1026	Spectrum Equity II									2,676,936			
1027	Draper Fisher Assoc IV									7,339,934			
1028	Frontenac VII									2,366,590			
1029	Maverick					95,825,479							
1030	South Atlantic Vent IV									4,453,960			
1031	Spinnaker (Bowman) Founders Fu					21,826,462							
1032	Benchmark Cap II									5,843,142			
1033	Oaktree Capital Mgt II									6,557,864			
1034	Everest Capital (closed)												
1035	Harbourvest III - Direct									5,336,919			
1036	Whitney Equity III									3,896,879			
1017	Hicks Muse Latin Amer									8,986,926			
1018	Harbourvest III Partnership									4,541,806			

Acct #	Name	Cash	Comm Paper & Cash Equiv	Govt Obligations	Corporate Bonds	Equity Securities	International Equities	Sales Pending Settlements	Purchases Pending Settlements	Alternative Equity	Real Estate Investments	Accrued Income Receivable	Other Receivable Amounts
1039	Coleman Swenson IV									6,063,730			
1040	Grotech Fund V									3,087,234			
1041	Latin American II									6,935,908			
1042	WCAS VIII									8,000,611			
1043	Draper Fisher V									10,057,748			
1044	AIG Asia									6,397,703			
1045	North Bndge Venture III									4,921,464			
1046	Highfields					92,945,976							
1047	Spinnaker												
1048	Penta Japan						39,255,173						
1049	Spectrum Equity III												
1050	Benchmark Cap III									1,510,730			
1051	Cerberus									7,941,541			
1052	Realty Associates Fund V LP									9,306,412			
1053	Meritech Capital Partners										13,321,461		
1054	Dover Street IV									5,071,919			
1055	Flowers Investment									5,493,958			
1056	Russell 1000 Index MCM CF									745,013			
1057	Draper Fisher VI												
1058	OCM Opportunities III									4,306,871			
1059	North Bridge Venture partnership									5,319,447			
1060	Benchmark Capital Part IV									7,164,072			
1061	Vestar Capital Partners IV									8,905,207			
1062	Oak Investment Partners IX									1,678,644			
1063	KF TIPS									3,924,034			
1064	New Enterprise Associates IX			137,355,029								1,335,077	
1065	Polaris Venture Partners									3,032,278			
1066	Atlas Venture Fund V									3,645,595			
1067	Satellite Asset Management LP									3,458,681			
1068	MCM Russell 1000 Value Index		110			61,590,952							
1069	Spectrum IV					108,440,759						0	
1070	Thomas H Lee V									609,825			
1071	BC European Capital VII									1,217,979			
1072	Benchmark Europe I									2,791,726			
1073	Meritech Capital Partners II									878,068			
1074	Welsh Carson IX									620,099			
1075	American Venture Property fund									1,491,765			
1076	TA Advent IX										7,482,586		
1077	Draper Fisher Jurvetson VII									842,747			
1078	Caduceus Private Investments									789,886			
1079	MBA LB Govt Intermediate							282,887		4,241,133			
1080	Grotech Partners VI			37,471,535								681,598	(148,564)
1081	OZ Overseas Fund					54,182,143				264,183			
1082	New Enterprise Associates X									939,804			
1083	Oak Investment Partners Y									1,642,389			
1084	Everest Capital Intl						1,373,180						
1085	Offibank		1,062,229		27,978,726							793,227	10
1086	Harbourvest IV												
1087	APAX Europe									424,790			
1088	Atlas Venture VI									1,047,284			
1089	HIPEP IV Euro buyout									219,834			
1090	N Bridge Ven V									101,707			
1091	BCEC TOP UP Fund I									486,449			
1092	Benchmark Israel									304,517			
1093	Seaflower Health Ventures III									553,266			
1094	Brookdale Investors IV									680,152			
1095	Fremont Strategic LP										2,310,134		
1097	Roundtable HC Part										3,084,479		
1098	Glenview Capital Partners					37,910,252				257,085			
1099	NEA SA, LP									3,249,447			
1100	OCM Opportunity IV									1,110,814			
1102	Shorenstein Realty VI										471,977		
1103	Urus Capital					16,985,626							

Acct #	Name	Cash	Comm Paper &		Corporate Bonds	Equity Securities	International Equities	Sales Pending Settlement	Purchases Pending Settlement	Alternative Equity	Real Estate Investments	Accrued Income Receivable	Other Receivable Amounts
			Cash Equiv	Govt Obligations									
1104	BGI R2000 Growth		397			35,542,147							
1105	BGI R2000 Value					31,792,221							
1106	MCM R1000 Growth		155			81,335,291						0	
1107	MBA LB Credit Index			11,366,831	93,099,674			1,002,088				1,789,271	114,004
1108	MBA LB Govt Long		199,521	38,646,978				749,404				749,473	
1109	MBA LB Govt Short		2,577,696	53,367,335					(2,532,696)			771,489	420,100
1110	Polytechnos Venture									1,335,600			
1111	Orme Capital					10,041,562							
1112	OZ Convertible Arb					25,017,500							
	Total Investment	1,128,736	137,247,734	278,207,708	121,078,400	797,019,305	169,873,991	2,095,450	(2,532,696)	275,467,785	99,874,906	6,461,849	14,906,575
	Allocation from the Proprietary Acct		(61,465,827)										
	Allocation to Govt Obligations			14,772,997									
	Allocation to Corp Obligations				46,692,830								
		1,128,736	75,781,907	292,980,705	167,771,230	797,019,305	169,873,991	2,095,450	(2,532,696)	275,467,785	99,874,906	6,461,849	14,906,575
			76,910,643	292,980,705	167,771,230				966,486,250		375,342,691		21,368,424
			Cash	Govt Obligations	Corporate Bonds				Equity		Investments Other		Receivables



Mellon TrustSM

Mellon Bank, N.A

INVESTMENT DETAIL
31 DECEMBER 2001

RUN DATE: 25-JAN-02
PAGE 1
M1101

NI F540435
JOHN S AND JAMES L KNIGHT FDN
CASH MANAGEMENT

<u>SHARES/ PAR VALUE</u>	<u>SECURITY DESCRIPTION</u>	<u>COST</u>	<u>PRICE</u>	<u>MARKET VALUE</u>	<u>UNREALIZED GAIN/LOSS</u>
<u>INVESTMENTS CASH EQUIVALENTS</u>					
33,429,275.2300	KNIGHT FOUNDATION PROPRIETARY VAR RT 12/31/2099DD 08/23/94	33,429,275.23	1.0000	33,429,275.23	0.00
TOTAL INVESTMENTS CASH EQUIVALENTS		33,429,275.23		33,429,275.23	0.00
TOTAL INVESTMENT		33,429,275.23		33,429,275.23	0.00



Mellon Bank, N.A

CHI F540438
JOHN S AND JAMES L KNIGHT FDN
WHITNEY SUBORDINATE DEBT FUND

INVESTMENT DETAIL
31 DECEMBER 2001

RUN DATE: 25-JAN-02
PAGE: 1
M1101

<u>SHARES/ PAR VALUE</u>	<u>SECURITY DESCRIPTION</u>	<u>COST</u>	<u>PRICE</u>	<u>MARKET VALUE</u>	<u>UNREALIZED GAIN/LOSS</u>
<u>INVESTMENTS VENTURE CAPITAL</u>					
8,163,913 0000	WHITNEY SUB DEBT FUND L P	1,654,625.81	0 0945	771,979.61	882,646.20-
TOTAL INVESTMENTS VENTURE CAPITAL		1,654,625.81		771,979.61	882,646.20-
TOTAL INVESTMENT		1,654,625 81		771,979.61	882,646.20-



Mellon Bank, N.A.

KHI F540439
JOHN S AND JAMES L KNIGHT FD
ADVENT REALTY II LP

INVESTMENT DETAIL
31 DECEMBER 2001

RUN DATE: 25-JAN-02
PAGE: 1
M1101

<u>SHARES/ PAR VALUE</u>	<u>SECURITY DESCRIPTION</u>	<u>COST</u>	<u>PRICE</u>	<u>MARKET VALUE</u>	<u>UNREALIZED GAIN/LOSS</u>
<u>INVESTMENTS REAL ESTATE</u>					
10,000.0000	ADVENT REALTY FUND II	2,437,026.88	216 6773	2,166,773 00	270,253.88-
TOTAL INVESTMENTS REAL ESTATE		2,437,026 88		2,166,773 00	270,253 88-
TOTAL INVESTMENT		2,437,026.88		2,166,773.00	270,253.88-



Mellon TrustSM

Mellon Bank, N A

INVESTMENT DETAIL
31 DECEMBER 2001

RUN DATE 25-JAN-02
PAGE: 1
H1101

MI F540447
JOHN S AND JAMES L KNIGHT FO
ADVENT ATLANTIC & PACIFIC II

<u>SHARES/ PAR VALUE</u>	<u>SECURITY DESCRIPTION</u>	<u>COST</u>	<u>PRICE</u>	<u>MARKET VALUE</u>	<u>UNREALIZED GAIN/LOSS</u>
<u>INVESTMENTS VENTURE CAPITAL</u>					
5,000,000 0000	ADVENT ATLANTIC & PAC II LP	914,233.00	0.1699	849,970.00	64,263.00-
TOTAL INVESTMENTS VENTURE CAPITAL		914,233.00		849,970.00	64,263.00-
TOTAL INVESTMENT		914,233.00		849,970.00	64,263.00-



Mellon Bank, N.A

NI F540450
ROHN S AND JAMES L KNIGHT FD
IAK ASSOCIATES

INVESTMENT DETAIL
31 DECEMBER 2001

RUN DATE: 25-JAN-02
PAGE: 1
M1101

SHARES/ PAR VALUE	SECURITY DESCRIPTION	COST	PRICE	MARKET VALUE	UNREALIZED GAIN/LOSS
<u>INVESTMENTS CASH EQUIVALENTS</u>					
821,112.9900	KNIGHT FOUNDATION PROPRIETARY VAR RT 12/31/2099DD 08/23/94	821,112.99	1.0000	821,112.99	0.00
TOTAL INVESTMENTS CASH EQUIVALENTS		821,112.99		821,112.99	0.00
<u>INVESTMENTS EQUITY</u>					
34,650.0000	AMERICAN INTL GROUP INC COM	249,450.13	79.4000	2,751,210.00	2,501,759.87
76,400.0000	APPLIED MATLS INC COM	686,660.28	40.1000	3,063,640.00	2,376,979.72
280,000.0000	ATMEL CORP COM	2,425,845.00	7.3700	2,063,600.00	362,245.00-
75,000.0000	BROCADE COMMN SYS INC COM	1,741,519.05	53.1200	2,484,000.00	742,480.95
67,800.0000	CIENA CORP COM	1,652,496.18	14.3100	970,218.00	682,278.18-
200,000.0000	CISCO SYS INC COM	83,987.76	18.1100	3,622,000.00	3,538,012.24
78,266.0000	CITIGROUP INC COM	241,715.81	50.4800	3,950,867.68	3,709,151.87
89,800.0000	EMC CORP MASS	2,751,204.23	13.4400	1,206,912.00	1,544,292.23-
55,000.0000	JDS UNIPHASE CORP COM	4,250,238.30	8.6800	477,400.00	3,772,838.30-
100,000.0000	JUNIPER NETWORKS INC COM	1,843,035.74	18.9500	1,895,000.00	51,964.26
92,500.0000	MAXIM INTEGRATED PRODS INC COM	1,172,212.82	52.5100	4,857,175.00	3,684,962.18

NI F540450
ROHN S AND JAMES L KNIGHT FD
IAK ASSOCIATES

INVESTMENT DETAIL
31 DECEMBER 2001

RUN DATE: 25-JAN-02
PAGE: 2
M1101

SHARES/ PAR VALUE	SECURITY DESCRIPTION	COST	PRICE	MARKET VALUE	UNREALIZED GAIN/LOSS
33,200.0000	MERCK & CO INC COM	2,270,415.20	58.8000	1,952,160.00	318,255.20-
57,800.0000	PFIZER INC COM STK USD0.05	2,255,931.63	39.8500	2,303,330.00	47,398.37
55,000.0000	VERITAS SOFTWARE CO COM	4,359,075.50	44.8300	2,465,650.00	1,893,425.50-
TOTAL INVESTMENTS EQUITY		25,983,787.63		34,063,162.68	8,079,375.05
TOTAL INVESTMENT		26,804,900.62		34,884,275.67	8,079,375.05



Mellon TrustSM

Mellon Bank, N.A

NI F540453
JOHN S AND JAMES L KNIGHT FD
NICHOLAS-APPLEGATE-MINI-CAP GR

INVESTMENT DETAIL
31 DECEMBER 2001

RUN DATE - 25-JAN-02
PAGE
1
M1101

<u>SHARES/ PAR VALUE</u>	<u>SECURITY DESCRIPTION</u>	<u>COST</u>	<u>PRICE</u>	<u>MARKET VALUE</u>	<u>UNREALIZED GAIN/LOSS</u>
------------------------------	-----------------------------	-------------	--------------	-------------------------	---------------------------------

* * * NO POSITIONS END OF PERIOD * * *



Mellon TrustSM

Mellon Bank, N A

MI F540455
JOHN S AND JAMES L KNIGHT FD
F INTERNAL ACCOUNT

INVESTMENT DETAIL
31 DECEMBER 2001

RUN DATE: 25-JAN-02
PAGE 1
M1101

<u>SHARES/ PAR VALUE</u>	<u>SECURITY DESCRIPTION</u>	<u>COST</u>	<u>PRICE</u>	<u>MARKET VALUE</u>	<u>UNREALIZED GAIN/LOSS</u>
<u>INVESTMENTS EQUITY</u>					
4,372 0000	NETSCOUT SYS INC COM	27,928.34	7 9100	34,582.52	6,654 18
270,263 0000	USINTERNETWORKING INC COM	307,786.12	0 2000	54,052.60	253,733 52-
TOTAL INVESTMENTS EQUITY		335,714.46		88,635.12	247,079.34-
TOTAL INVESTMENT		335,714.46		88,635 12	247,079 34-



Mellon Bank, N A

41 F540458
JOHN S AND JAMES L KNIGHT FD
CW-SPECIAL CREDITS FUND III

INVESTMENT DETAIL
31 DECEMBER 2001

RUN DATE: 25-JAN-02
PAGE 1
M1101

<u>SHARES/ PAR VALUE</u>	<u>SECURITY DESCRIPTION</u>	<u>COST</u>	<u>PRICE</u>	<u>MARKET VALUE</u>	<u>UNREALIZED GAIN/LOSS</u>
<u>INVESTMENTS VENTURE CAPITAL</u>					
5,000 0000	TCW SPL CRS FD III L P	2,199,957 44	4 9780	24,890.14	2,175,067.30-
TOTAL INVESTMENTS VENTURE CAPITAL		2,199,957 44		24,890.14	2,175,067 30-
TOTAL INVESTMENT		2,199,957 44		24,890.14	2,175,067 30-
<u>SHORT VENTURE CAPITAL</u>					
500,000.0000-	TCW SPL CRS FD III L P	0.00	0 0000	0.00	0.00
TOTAL SHORT VENTURE CAPITAL		0.00		0.00	0.00
TOTAL SHORT INVESTMENT		0.00		0 00	0 00
TOTAL NET INVESTMENT		2,199,957 44		24,890.14	2,175,067.30-



Mellon TrustSM

Mellon Bank, N.A

INVESTMENT DETAIL
31 DECEMBER 2001

RUN DATE 25-JAN-02
PAGE 1
M1101

NI F540461
JOHN S AND JAMES L KNIGHT FDN
UNID RECONCILEMENT ACCOUNT

<u>SHARES/ PAR VALUE</u>	<u>SECURITY DESCRIPTION</u>	<u>COST</u>	<u>PRICE</u>	<u>MARKET VALUE</u>	<u>UNREALIZED GAIN/LOSS</u>
<u>INVESTMENTS CASH EQUIVALENTS</u>					
72,684.4800	KNIGHT FOUNDATION CM EARNINGS	72,684.48	1.0000	72,684.48	0.00
1.0000	KNIGHT FOUNDATION C M REALIZED GAIN/LOSS	2,300,326.32	2,300,326.3200	2,300,326.32	0.00
136,330.9400	KNIGHT FOUNDATION CM UNREALIZED	0.00	1.0000	136,330.94	136,330.94
TOTAL INVESTMENTS CASH EQUIVALENTS		2,373,010.80		2,509,341.74	136,330.94
TOTAL INVESTMENT		2,373,010.80		2,509,341.74	136,330.94



Mellon TrustSM

Mellon Bank, N.A

INVESTMENT DETAIL
31 DECEMBER 2001

RUN DATE 25-JAN-02
PAGE 1
M1101

NI F540464
JOHN S AND JAMES L KNIGHT FDN
CW SPECIAL CREDITS FUND III B

<u>SHARES/ PAR VALUE</u>	<u>SECURITY DESCRIPTION</u>	<u>COST</u>	<u>PRICE</u>	<u>MARKET VALUE</u>	<u>UNREALIZED GAIN/LOSS</u>
<u>INVESTMENTS VENTURE CAPITAL</u>					
5,000 0000	TCW SPECIAL CREDITS FD III B L P SUBSCRIPTION AGREEMENT	965,898.74	18 1010	90,505 22	875,393 52-
TOTAL INVESTMENTS VENTURE CAPITAL		965,898.74		90,505.22	875,393 52-
TOTAL INVESTMENT		965,898.74		90,505.22	875,393 52-



Mellon Bank, N.A

INVESTMENT DETAIL
31 DECEMBER 2001

RUN DATE 25-JAN-02
PAGE 1
M1101

NI F540467
OHM S AND JAMES L KNIGHT FDM
RI STOCK - JAMES

<u>SHARES/ PAR VALUE</u>	<u>SECURITY DESCRIPTION</u>	<u>COST</u>	<u>PRICE</u>	<u>MARKET VALUE</u>	<u>UNREALIZED GAIN/LOSS</u>
<u>INVESTMENTS EQUITY</u>					
1,000,182 0000	KNIGHT RIDDER INC	20,265,573 46	64 9300	64,941,817 26	44,676,243.80
TOTAL INVESTMENTS EQUITY		20,265,573 46		64,941,817 26	44,676,243.80
TOTAL INVESTMENT		20,265,573 46		64,941,817 26	44,676,243 80



Mellon Bank, N.A

NI F540469
JOHN S AND JAMES L KNIGHT FDN
ELSH CARSON ANDERSON STONE VI

INVESTMENT DETAIL
31 DECEMBER 2001

RUN DATE 25-JAN-02
PAGE 1
M1101

<u>SHARES/ PAR VALUE</u>	<u>SECURITY DESCRIPTION</u>	<u>COST</u>	<u>PRICE</u>	<u>MARKET VALUE</u>	<u>UNREALIZED GAIN/LOSS</u>
<u>INVESTMENTS VENTURE CAPITAL</u>					
10,000,000.0000	WCAS VI LP AMENDMENT NO 1	6,928,120.86	0.4753	4,753,050.00	2,175,070.86-
TOTAL INVESTMENTS VENTURE CAPITAL		6,928,120.86		4,753,050.00	2,175,070.86-
TOTAL INVESTMENT		6,928,120.86		4,753,050.00	2,175,070.86-



Mellon TrustSM

Mellon Bank, N.A

(NI F540470
JOHN S AND JAMES L KNIGHT FDN
AVANTI STRAT LAND LP

INVESTMENT DETAIL
31 DECEMBER 2001

RUN DATE 25-JAN-02
PAGE: 1
W1101

<u>SHARES/ PAR VALUE</u>	<u>SECURITY DESCRIPTION</u>	<u>COST</u>	<u>PRICE</u>	<u>MARKET VALUE</u>	<u>UNREALIZED GAIN/LOSS</u>
<u>INVESTMENTS VENTURE CAPITAL</u>					
4,394,970 0000	AVANTI STRATEGIC LAND IMVS L P ORIGINAL SUBSCRIPTION	0 00	0 3804	1,672,202 58	1,672,202 58
TOTAL INVESTMENTS VENTURE CAPITAL		0 00		1,672,202.58	1,672,202 58
TOTAL INVESTMENT		0 00		1,672,202.58	1,672,202 58



Mellon Bank, N.A

CHI F540472
JOHN S AND JAMES L KNIGHT FDM
VENTURE INVESTMENT ASSOC LP

INVESTMENT DETAIL
31 DECEMBER 2001

RUN DATE 25-JAN-02
PAGE 1
M1101

<u>SHARES/ PAR VALUE</u>	<u>SECURITY DESCRIPTION</u>	<u>COST</u>	<u>PRICE</u>	<u>MARKET VALUE</u>	<u>UNREALIZED GAIN/LOSS</u>
<u>INVESTMENTS VENTURE CAPITAL</u>					
4,625,000 0000	VENTURE INVT ASSOCS L P	0.00	0.2236	1,034,339 63	1,034,339.63
TOTAL INVESTMENTS VENTURE CAPITAL		0.00		1,034,339 63	1,034,339 63
TOTAL INVESTMENT		0.00		1,034,339 63	1,034,339 63
<u>SHORT VENTURE CAPITAL</u>					
375,000 0000-	VENTURE INVT ASSOCS L P	0.00	0 0000	0.00	0 00
TOTAL SHORT VENTURE CAPITAL		0.00		0.00	0.00
TOTAL SHORT INVESTMENT		0.00		0 00	0.00
TOTAL NET INVESTMENT		0.00		1,034,339 63	1,034,339.63



Mellon TrustSM

Mellon Bank, N.A

NI F540473
DHN S AND JAMES L KNIGHT FDN
FRONTENAC VI LP

INVESTMENT DETAIL
31 DECEMBER 2001

RUN DATE 25-JAN-02
PAGE: 1
M1101

<u>SHARES/ PAR VALUE</u>	<u>SECURITY DESCRIPTION</u>	<u>COST</u>	<u>PRICE</u>	<u>MARKET VALUE</u>	<u>UNREALIZED GAIN/LOSS</u>
<u>INVESTMENTS VENTURE CAPITAL</u>					
10,000,000 0000	FRONTENAC VI L P COPY OF LIMITED PARTNERSHIP AGREEMENT	5,269,341.89	0 0746	746,000.00	4,523,341.89-
TOTAL INVESTMENTS VENTURE CAPITAL		5,269,341.89		746,000.00	4,523,341 89-
TOTAL INVESTMENT		5,269,341.89		746,000.00	4,523,341 89-



Mellon TrustSM

Mellon Bank, N A

NY F540475
JOHN S AND JAMES L KNIGHT FDN
A REALTY III

INVESTMENT DETAIL
31 DECEMBER 2001

RUN DATE 25-JAN-02
PAGE 1
M1101

<u>SHARES/ PAR VALUE</u>	<u>SECURITY DESCRIPTION</u>	<u>COST</u>	<u>PRICE</u>	<u>MARKET VALUE</u>	<u>UNREALIZED GAIN/LOSS</u>
<u>INVESTMENTS REAL ESTATE</u>					
554,000 0000	REALTY ASSOC FD III CORP COPY OF L P AGREEMENT	23,020,124 01	62 5134	34,632,457.95	11,612,333 94
TOTAL INVESTMENTS REAL ESTATE		23,020,124.01		34,632,457 95	11,612,333 94
TOTAL INVESTMENT		23,020,124 01		34,632,457 95	11,612,333.94



Mellon Trust

Mellon Bank, N.A

INVESTMENT DETAIL
31 DECEMBER 2001

RUN DATE 25-JAN-02
PAGE: 1
M1101

KNI F540477
JOHN S AND JAMES L KNIGHT FDN
FUTURES MARK

<u>SHARES/ PAR VALUE</u>	<u>SECURITY DESCRIPTION</u>	<u>COST</u>	<u>PRICE</u>	<u>MARKET VALUE</u>	<u>UNREALIZED GAIN/LOSS</u>
<u>INVESTMENTS CASH EQUIVALENTS</u>					
96,619,113 0400	KNIGHT FOUNDATION PROPRIETARY VAR RT 12/31/2099DD 08/23/94	96,619,113 04	1 0000	96,619,113 04	0.00
TOTAL INVESTMENTS CASH EQUIVALENTS		96,619,113 04		96,619,113.04	0.00
<u>INVESTMENTS FUTURES CONTRACTS</u>					
514 0000	EURO-BUND FUTURE EXP MAR 02	0 00	0 0000	0.00	0 00
1,501.0000	DJ EURO STOXX 50 FUTURE EXP MAR 02	0 00	0 0000	0 00	0 00
800.0000	EURO CURRENCY FUTURES EXP MAR 02	0.00	0 0000	0.00	0 00
TOTAL INVESTMENTS FUTURES CONTRACTS		0.00		0 00	0.00
TOTAL INVESTMENT		96,619,113.04		96,619,113 04	0.00



Mellon Trust

Mellon Bank, N.A

INVESTMENT DETAIL
31 DECEMBER 2001

RUN DATE: 25-JAN-02
PAGE: 1
M1101

'NI F540480
JOHN S AND JAMES L KNIGHT FDN
ICW SPECIAL CREDITS FUND V

<u>SHARES/ PAR VALUE</u>	<u>SECURITY DESCRIPTION</u>	<u>COST</u>	<u>PRICE</u>	<u>MARKET VALUE</u>	<u>UNREALIZED GAIN/LOSS</u>
<u>INVESTMENTS VENTURE CAPITAL</u>					
11,500.0000	ICW SPECIAL CREDITS V PRINCIPA FD LIMITED PARTNERSHIP	3,412,329 37	175 8940	2,022,781.95	1,389,547 42-
TOTAL INVESTMENTS VENTURE CAPITAL		3,412,329 37		2,022,781.95	1,389,547 42-
TOTAL INVESTMENT		3,412,329 37		2,022,781.95	1,389,547 42-



Mellon Bank, N.A

INVESTMENT DETAIL BY CURRENCY
31 DECEMBER 2001

RUN DATE: 25-JAN-02

PAGE: 1

61151

BASE CURRENCY: USD

KNI F540481
JOHN S AND JAMES L KNIGHT FDN
CAPITAL GUARDIAN

SECURITY DESCRIPTION (FX RATE, LOCAL TO BASE)	SHARES/PAR VALUE/ LOCAL PRICE/ BASE PRICE	LOCAL COST/ BASE COST	LOCAL MARKET VALUE/ BASE MARKET VALUE	PCT OF TOTAL	UNREALIZED CURRENCY GAIN/LOSS IN BASE CURRENCY	UNREALIZED INVESTMENT GAIN/LOSS IN LOCAL/BASE CURRENCY
AUSTRALIAN DOLLAR	0 511900000					
CASH & CASH EQUIVALENTS						
AUD (AUSTRALIAN DOLLARS)	41,291 6400 0 000000 0 000000	41,291.66 21,137.20	41,291.66 21,137.20	0 X	0.00	0.00 0.00
TOTAL CASH & CASH EQUIVALENTS		41,291.66 21,137.20	41,291.66 21,137.20	0 X	0.00	0.00 0.00
EQUITY						
AUSTRALIAN & NEW ZEALAND BANK GROUP NPV	71,100.0000 17.809000 9.116427	1,049,450.71 572,212.99	1,266,219.90 648,177.97	14 X	42,228.42-	216,769.19 118,193.40
WESTPAC BANKING CORP A\$1	33,515 0000 15 755000 8.064985	109,837.10 86,315.53	528,028.83 270,297.96	6 X	144,653.71-	418,191.73 328,636.14
BHP BILLITON LIMITED	181,596.0000 10 500000 5 374950	1,325,839.59 890,082.97	1,906,737.00 976,058.67	21 X	304,001.26-	580,897.41 389,976.96
COCA-COLA HELLENIC BOTTLING GRD100	10,153.0000 26.650000 13.642135	538,925.12 422,777.59	270,577.45 138,508.60	3 X	73,754.81-	268,347.67- 210,514.18-
FOSTERS GROUP ORD NPV	212,281 0000 4 860000 2 487834	901,002.12 569,929.50	1,031,685.66 528,119.89	12 X	124,473.57-	130,683.54 82,663.96
NATL AUSTRALIA BK LTD ORD A\$1	27,574 0000 31.860000 16 309134	818,019.67 436,477.08	878,507.64 449,708.06	10 X	19,044.05-	60,487.97 32,275.03

INVESTMENT DETAIL BY CURRENCY
31 DECEMBER 2001

RUN DATE: 25-JAN-02

PAGE: 2

61151

BASE CURRENCY: USD

KNI F540481
JOHN S AND JAMES L KNIGHT FDN
CAPITAL GUARDIAN

SECURITY DESCRIPTION (FX RATE, LOCAL TO BASE)	SHARES/PAR VALUE/ LOCAL PRICE/ BASE PRICE	LOCAL COST/ BASE COST	LOCAL MARKET VALUE/ BASE MARKET VALUE	PCT OF TOTAL	UNREALIZED CURRENCY GAIN/LOSS IN BASE CURRENCY	UNREALIZED INVESTMENT GAIN/LOSS IN LOCAL/BASE CURRENCY
AUSTRALIAN DOLLAR	0.511900000					
EQUITY						
QBE INS GROUP A\$1	125,848 0000 7.680000 3.931392	774,997.35 475,564.71	966,512.64 494,757.82	11 X	98,327.18-	191,515.29 117,520.29
NEWS CORPORATION NPV	8,833.0000 15.622000 7.996902	117,870.83 67,610.65	137,989.13 70,636.64	2 X	8,513.86-	20,118.30 11,539.85
MNC LTD NPV	89,300.0000 9 575000 4.900419	648,070.69 338,382.70	854,868.90 437,607.39	10 X	8,752.63-	206,798.21 107,977.32
WOOLWORTHS LIMITED ORD A\$0 25	89,600.0000 11.240000 5.753756	785,013.75 416,905.43	1,007,104.00 515,536.54	11 X	19,316.67-	222,090.25 117,947.78
TOTAL EQUITY		7,069,026.93 4,276,259.15	8,848,231.15 4,529,409.54	100 X	843,066.16-	1,779,204.22 1,096,216.55
TOTAL AUSTRALIAN DOLLAR		7,110,318.59 4,297,396.35	8,889,522.81 4,550,546.74	100 X	843,066.16-	1,779,204.22 1,096,216.55
CANADIAN DOLLAR						
0 626448663						
CASH & CASH EQUIVALENTS						
CAD (CANADIAN DOLLARS)	20,055 2400 0 000000 0.000000	20,055.24 12,563.58	20,055.24 12,563.58	0 X	0.00	0.00 0.00
TOTAL CASH & CASH EQUIVALENTS		20,055.24 12,563.58	20,055.24 12,563.58	0 X	0.00	0.00 0.00



Mellon Bank, N A

KNI F540481
JOHN S AND JAMES L KNIGHT FDN
CAPITAL GUARDIAN

INVESTMENT DETAIL BY CURRENCY
31 DECEMBER 2001

RUN DATE 25-JAN-02
PAGE 3
G1151
BASE CURRENCY USD

SECURITY DESCRIPTION (FX RATE LOCAL TO BASE)	SHARES/PAR VALUE/ LOCAL PRICE/ BASE PRICE	LOCAL COST/ BASE COST	LOCAL MARKET VALUE/ BASE MARKET VALUE	PCT OF TOTAL	UNREALIZED CURRENCY GAIN/LOSS IN BASE CURRENCY	UNREALIZED INVESTMENT GAIN/LOSS IN LOCAL/BASE CURRENCY
EQUITY						
ALCAN INC	7,000 0000 57 150000 35 801541	319,325 48 211,175 12	400,050 00 250,610 79	7 /	13,948 76-	80,724 52 53,384.43
BANK OF NOVA SCOTIA COM NPV	8,600 0000 48 960000 30 670927	325,166 80 218,563 52	421,056 00 263,769 97	8 /	19,169 26-	95,890 00 64,435 71
BOMBARDIER INC CLASS'B SUBORD VTG NPV	50,000 0000 16 500000 10 336403	456,896 22 312,371 19	825,000 00 516,820 15	15 <	48,205 87-	368,903 78 252,654 83
MAGNA INTL INC CL A SUB VTC COM NPV	11,600 0000 101 100000 63 333960	736,290 87 479,510 52	1,172,760 00 734,673 93	21 <	29,087 76-	436,469 13 284,251.17
MDS INC COMMON	500 0000 18 900000 11 839880	9,606 25 6,113 96	9,450 00 5,919 94	0 <	94 57-	156 25- 99 45-
SUNCOR ENERGY COM NPV	24,000.0000 52 400000 32 825910	595,476 61 383,819 01	1,257,600 00 787,821 84	23 /	22,773 87-	662,123 39 426,776.70
THOMSON CORP CANADA COM STK	30,600 0000 48 350000 30 288793	1,474,059 74 995,263.41	1,479,510 00 926,837 06	26 /	72,106 29-	5,450 26 3,679 94
TOTAL EQUITY		3,916,021 17 2,606,756 73	5,565,426 00 3,486,453 68	100 <	205,386 38-	1,649,404 83 1,085,083.33
TOTAL CANADIAN DOLLAR		3,936,076 41 2,619,320 31	5,585,481 24 3,499,017 26	100 /	205,386 38-	1,649,404 83 1,085,083 33

KNI F540481
JOHN S AND JAMES L KNIGHT FDN
CAPITAL GUARDIAN

INVESTMENT DETAIL BY CURRENCY
31 DECEMBER 2001

RUN DATE 25-JAN-02
PAGE 4
G1151
BASE CURRENCY USD

SECURITY DESCRIPTION (FX RATE, LOCAL TO BASE)	SHARES/PAR VALUE/ LOCAL PRICE/ BASE PRICE	LOCAL COST/ BASE COST	LOCAL MARKET VALUE/ BASE MARKET VALUE	PCT OF TOTAL	UNREALIZED CURRENCY GAIN/LOSS IN BASE CURRENCY	UNREALIZED INVESTMENT GAIN/LOSS IN LOCAL/BASE CURRENCY
SWISS FRANC 0 602300789						
EQUITY						
SWISSCOM AG CHF25	2,789 0000 460 000000 277 058363	988,242 78 698,207 49	1,282,940 00 772,715 77	8 <	133,699 47-	294,697 22 208,207.75
NOVARTIS AG CHF0 50 (REGD)	40,094.0000 60 000000 36 138047	1,149,506 85 770,440 72	2,405,640 00 1,448,918 87	15 <	163,427 34-	1,256,133 15 841,905 49
ROCHE HLDG AG GEMUSSSCHEINE NPV	7,000 0000 118 500000 71 372643	1,116,726 50 692,600 03	829,500 00 499,608 50	5 /	14,852 05-	287,226 50- 178,139 48-
HOLCIM CHF10 (BEARER)	5,680 0000 358 000000 215 623682	729,092 91 560,031 35	2,033,440 00 1,224,742 52	13 <	337,184 82-	1,304,347 09 1,001,895 99
NESTLE SA CHF1	4,550.0000 354 000000 213 214479	637,783 05 444,474 27	1,610,700 00 970,125 88	10 /	152,379.19-	972,916 95 678,030 80
UBS AG CHF2 80 (REGD)	7,200 0000 83 800000 50 472806	568,539 22 391,355 29	603,360 00 363,404 20	4 /	51,920 05-	54,820 76 23,968 96
COMPAGNIE FINANCIERE RICHEMONT AG 'A' CHF1 (BR) EQUITY UNIT	60,634 0000 30 850000 18 580979	1,200,319 85 894,001 65	1,870,558 90 1,126,639 10	12 /	266,558 51-	670,239 05 499,195 96
CREDIT SUISSE GROUP CHF3	26,645 0000 70 800000 42 642896	1,972,625 66 1,177,127 98	1,886,466 00 1,136,219 96	12 /	10,506 17	86,159.66- 51,414 19-



Mellon Bank, N.A

INVESTMENT DETAIL BY CURRENCY
31 DECEMBER 2001

RUN DATE: 25-JAN-02
PAGE: 5
61151
BASE CURRENCY: USD

KNT F540481
JOHN S AND JAMES L KNIGHT FDM
CAPITAL GUARDIAN

SECURITY DESCRIPTION (FX RATE, LOCAL TO BASE)	SHARES/PAR VALUE/ LOCAL PRICE/ BASE PRICE	LOCAL COST/ BASE COST	LOCAL MARKET VALUE/ BASE MARKET VALUE	PCT OF TOTAL	UNREALIZED CURRENCY GAIN/LOSS IN BASE CURRENCY	UNREALIZED INVESTMENT GAIN/LOSS IN LOCAL/BASE CURRENCY
SWISS FRANC	0.602300789					
EQUITY						
SWISS REINSURANCE CHFO.1 (REGD)	18,187.0000 167.000000 100.584232	2,963,915.75 1,766,739.63	3,037,229.60 1,829,325.42	20 X	18,885.01	73,313.25 43,700.78
TOTAL EQUITY		11,326,752.57 7,394,978.41	15,559,833.90 9,371,700.22	100 X	1,090,630.25-	4,233,081.33 3,067,352.06
TOTAL SWISS FRANC		11,326,752.57 7,394,978.41	15,559,833.90 9,371,700.22	100 X	1,090,630.25-	4,233,081.33 3,067,352.06
EURO CURRENCY UNIT	0.890400000					
CASH & CASH EQUIVALENTS						
EUR (EURO)	4,295,851.3400 0.000000 0.000000	4,295,851.34 3,822,609.95	4,295,851.34 3,825,026.03	9 X	2,416.08	0.00 0.00
TOTAL CASH & CASH EQUIVALENTS		4,295,851.34 3,822,609.95	4,295,851.34 3,825,026.03	9 X	2,416.08	0.00 0.00
EQUITY						
METRO AG ORD NPV	27,400.0000 39.500000 35.170800	1,264,006.60 1,081,666.10	1,082,300.00 963,679.92	2 X	37,508.16	181,706.60- 155,494.34-
AIXTRON ORD NPV	12,800.0000 25.350000 22.571640	898,193.78 848,112.76	324,480.00 288,916.99	1 X	17,470.82-	573,713.78- 541,724.95-

INVESTMENT DETAIL BY CURRENCY
31 DECEMBER 2001

RUN DATE: 25-JAN-02
PAGE: 6
61151
BASE CURRENCY: USD

S F540461
JOHN S AND JAMES L KNIGHT FDM
CAPITAL GUARDIAN

SECURITY DESCRIPTION (FX RATE, LOCAL TO BASE)	SHARES/PAR VALUE/ LOCAL PRICE/ BASE PRICE	LOCAL COST/ BASE COST	LOCAL MARKET VALUE/ BASE MARKET VALUE	PCT OF TOTAL	UNREALIZED CURRENCY GAIN/LOSS IN BASE CURRENCY	UNREALIZED INVESTMENT GAIN/LOSS IN LOCAL/BASE CURRENCY
EURO CURRENCY UNIT	0.890400000					
EQUITY						
DAIMLERCHRYSLER AG ORD NPV (REGD)	35,600.0000 48.100000 42.828240	1,905,829.39 1,764,308.78	1,712,360.00 1,524,685.34	4 X	60,520.45-	193,469.39- 179,102.99-
DEUTSCHE BK AG ORD NPV REG	3,956.0000 79.300000 70.608720	228,983.65 227,194.80	313,710.80 279,328.10	1 X	31,931.95-	84,727.15 84,065.25
BAYERISCHE MOTOREN WERKE AG EURI	23,400.0000 39.550000 35.215320	531,592.49 620,575.28	925,470.00 824,038.49	2 X	256,345.10-	393,877.51 459,808.31
EPCOS AG ORD NPV	9,100.0000 58.000000 51.643200	518,827.49 502,919.92	527,800.00 469,953.12	1 X	41,644.21-	8,972.51 8,697.41
DEUTSCHE TELEKOM AG NPV (REGD)	15,200.0000 19.400000 17.273760	262,981.99 284,782.89	294,880.00 262,561.15	1 X	56,764.06-	31,898.01 34,542.32
INFINEON TECHNOLOGIES ORD NPV	15,000.0000 23.500000 20.924400	470,952.32 439,545.78	352,500.00 313,866.00	1 X	15,126.73-	118,452.32- 119,553.05-
BBVA EURO.49	70,600.0000 13.900000 12.376560	1,026,353.22 1,015,229.26	981,340.00 873,785.14	2 X	96,918.77-	45,013.22 44,525.35
TELEFONICA SA EURI	32,311.0000 15.030000 13.342712	65,847.65 85,591.57	485,634.33 432,408.81	1 X	198,837.83-	419,786.68 545,655.27



Mellon Bank N A

NI F540481
JOHN S AND JAMES L KNIGHT FDN
APITAL GUARDIAN

INVESTMENT DETAIL BY CURRENCY
31 DECEMBER 2001

RUN DATE: 25-JAN-02
PAGE 7
G1151
BASE CURRENCY USD

SECURITY DESCRIPTION (FX RATE, LOCAL TO BASE)	SHARES/PAR VALUE/ LOCAL PRICE/ BASE PRICE	LOCAL COST/ BASE COST	LOCAL MARKET VALUE/ BASE MARKET VALUE	PCT OF TOTAL	UNREALIZED CURRENCY GAIN/LOSS IN BASE CURRENCY	UNREALIZED INVESTMENT GAIN/LOSS IN LOCAL/BASE CURRENCY
URO CURRENCY UNIT	0 890400000					
EQUITY						
INDUSTRIA DE DISENO TEXTIL SA EURO 15	43,700 0000 21 410000 19 063464	778,167 79 677,365 06	935,617 00 833,073 38	2 /	18,654 85	157,449 21 137,053 47
BOUYGUES EUR1	49,960 0000 36 800000 32 766720	2,505,560 71 2,379,676 55	1,838,528 00 1,637,025 33	4 /	109,131 51-	667,032 71- 633,519 71-
AIR LIQUIDE (L') EUR11	3,700 0000 157 400000 140 148960	569,169 64 509,153 92	582,380 00 518,551 15	1 /	2,420 17-	13,210 36 11,817 40
CHRISTIAN DIOR EUR2	10,000 0000 34 470000 30.692088	407,778 59 451,462 01	344,700 00 306,920 88	1 /	57,798 99-	63,078 59- 66,742 14-
MICHELIN CIE GLE DES ETABL ORD EUR2 REGD	12,700 0000 37 050000 32 989320	433,347 38 406,869 26	470,535 00 418,964 36	1 /	22,820 31-	37,187 62 34,915 41
SCHNEIDER ELECTRIC EUR8	8,500 0000 54 000000 48 081600	405,253 02 418,714 53	459,000 00 408,693 60	1 /	12,632 24	26,253 02- 22,653 17-
VIVENDI UNIVERSAL EURS 5	9,500 0000 61 500000 54 759600	321,305 09 308,089 95	584,250 00 520,216 20	1 /	40,003 85-	262,944 91 252,130 10
PECHINEY ORD A SHS EUR 15 25	10,112 0000 57 900000 51 554160	272,426 89 347,378 77	585,484 80 521,315 67	1 /	225,251.56-	313,057 91 399,188 46

KNI F540481
JOHN S AND JAMES L KNIGHT FDN
CAPITAL GUARDIAN

INVESTMENT DETAIL BY CURRENCY
31 DECEMBER 2001

RUN DATE: 25-JAN-02
PAGE 8
G1151
BASE CURRENCY USD

SECURITY DESCRIPTION (FX RATE, LOCAL TO BASE)	SHARES/PAR VALUE/ LOCAL PRICE/ BASE PRICE	LOCAL COST/ BASE COST	LOCAL MARKET VALUE/ BASE MARKET VALUE	PCT OF TOTAL	UNREALIZED CURRENCY GAIN/LOSS IN BASE CURRENCY	UNREALIZED INVESTMENT GAIN/LOSS IN LOCAL/BASE CURRENCY
URO CURRENCY UNIT	0 890400000					
EQUITY						
CARREFOUR EUR2 5	5,200 0000 58 400000 51 999360	351,029 79 321,952 12	303,680 00 270,396 67	1 /	8,127 90-	47,349 79- 43,427 55-
SANOFI-SYNTHELABO EUR2	39,120 0000 83 800000 74 615520	660,763 53 741,501 95	3,278,256 00 2,918,959 14	7 /	759,865 59-	2,617,492.47 2,937,322 78
ACCOR EUR3	7,100 0000 40 830000 36 355032	353,303 74 307,590 50	289,893 00 258,120 73	1 /	5,736 39	63,410 74- 55,206 16-
ST MICROELECTRONICS EUR1 04 (SICOVAM)	21,600 0000 36 050000 32 098920	235,211 77 259,206 53	778,680 00 693,336 67	2 /	164,779 15-	543,468 23 598,909 29
DANONE EUR1	3,800 0000 137 000000 121 984800	242,319 82 281,579 07	520,600 00 463,542 24	1 /	141,402 35-	278,280 18 323,365 52
TF1-TV FRANCAISE EURO 2	29,000 0000 28 390000 25 278456	1,462,522 05 1,339,531 81	823,310 00 733,075 22	2 /	20,998 84-	639,212 05- 585,457.75-
PEUGEOT SA EUR1	7,300 0000 47 750000 42 516600	118,583.84 134,596 30	348,575 00 310,371 18	1 /	85,272 15-	229,991 16 261,047 03
COCA-COLA HELLENIC BOTTLING CO EUR 3	10,350 0000 16 200000 14 424480	297,601 34 304,379 00	167,670 00 149,293 37	0 /	22,195 20-	129,931 34- 132,890 43-



Mellon Bank, N.A

INVESTMENT DETAIL BY CURRENCY
31 DECEMBER 2001

RUN DATE: 25-JAN-02
PAGE: 9

BASE CURRENCY: USD

NI F540481
JOHN S AND JAMES L KNIGHT FDM
CAPITAL GUARDIAN

SECURITY DESCRIPTION (FX RATE, LOCAL TO BASE)	SHARES/PAR VALUE/ LOCAL PRICE/ BASE PRICE	LOCAL COST/ BASE COST	LOCAL MARKET VALUE/ BASE MARKET VALUE	PCT OF TOTAL	UNREALIZED CURRENCY GAIN/LOSS IN BASE CURRENCY	UNREALIZED INVESTMENT GAIN/LOSS IN LOCAL/BASE CURRENCY
URO CURRENCY UNIT	0.890400000					
EQUITY						
HELLENIC TELECOM ORGANIZATION SA EUR2 2	30,500.0000 18.300000 16.294320	521,874.62 475,504.66	558,150.00 496,976.76	1.4	11,580.11-	36,275.38 33,052.21
ASSICURAZIONI GENERALI EUR1	39,000.0000 31.200000 27.780480	1,301,480.01 1,220,148.71	1,216,800.00 1,083,438.72	3.2	57,321.75-	84,680.01- 79,388.24-
T.I.M SPA EURO 06	90,000.0000 6.270000 5.582808	189,209.39 239,177.70	564,300.00 502,452.72	1.2	210,873.27-	375,090.61 474,148.29
TELECOM ITALIA SPA DI RISP EURO 55	25,300.0000 6.000000 5.342400	115,907.13 130,381.20	151,800.00 135,162.72	0.2	35,593.52-	35,892.87 40,375.84
ENI EUR1	82,400.0000 14.880000 12.536832	834,243.86 869,351.80	1,160,192.00 1,033,034.96	3.4	175,982.03-	325,948.14 339,665.19
VNU NV EURO0 20	8,500.0000 34.510000 30.727704	457,699.00 430,537.88	293,335.00 261,185.48	1.2	14,742.21-	164,364.00- 154,610.19-
ROYAL DUTCH PETE CO NLG1.25 BR	15,800.0000 56.900000 50.463760	883,705.98 783,510.06	899,020.00 800,487.41	2.2	3,603.12	15,314.02 13,574.23
HASEMEYER EUR1 2	16,100.0000 21.800000 18.698400	398,371.98 345,409.08	338,100.00 301,044.24	1.4	7,894.08	60,271.98- 52,258.92-

INVESTMENT DETAIL BY CURRENCY
31 DECEMBER 2001

RUN DATE: 25-JAN-02
PAGE: 10

BASE CURRENCY: USD

KNI F540481
JOHN S AND JAMES L KNIGHT FDM
CAPITAL GUARDIAN

SECURITY DESCRIPTION (FX RATE, LOCAL TO BASE)	SHARES/PAR VALUE/ LOCAL PRICE/ BASE PRICE	LOCAL COST/ BASE COST	LOCAL MARKET VALUE/ BASE MARKET VALUE	PCT OF TOTAL	UNREALIZED CURRENCY GAIN/LOSS IN BASE CURRENCY	UNREALIZED INVESTMENT GAIN/LOSS IN LOCAL/BASE CURRENCY
EURO CURRENCY UNIT	0.890400000					
EQUITY						
ABN AMRO HLDGS NV EURO.56	38,653.0000 18.890000 16.187336	822,350.27 761,810.80	699,232.77 622,596.86	2.2	25,159.38-	123,117.50- 114,053.76-
AEGON NV EURO.12	90,794.0000 30.400000 27.068160	1,803,313.67 1,706,715.06	2,760,137.60 2,457,626.52	6.2	154,658.01-	956,823.93 905,549.47
ASHL HLDG NV EURO.02	47,200.0000 19.520000 17.380608	311,114.87 366,847.64	921,344.00 820,364.70	2.2	266,027.83-	610,229.13 719,544.89
KONINKLIJKE PHILIPS ELECTRONIC NV EURO 20	28,300.0000 33.380000 29.721552	1,143,028.97 1,033,067.09	944,654.00 841,119.92	2.2	12,656.30-	198,374.97- 179,298.87-
HEINEKEN HLDG 'A' EUR2	28,750.0000 32.000000 28.492800	792,708.73 847,231.95	920,000.00 819,168.00	2.2	164,110.43-	127,291.27 136,046.48
HEINEKEN NV EUR2	30,718.0000 42.590000 37.922136	891,307.81 895,237.44	1,308,279.62 1,164,892.17	3.2	149,155.44-	416,971.81 418,810.17
ING GROEP N.V. CVA EURO.24	18,258.0000 28.640000 25.501856	444,769.42 499,231.43	522,909.12 465,598.28	1.2	121,341.06-	78,139.70 87,707.91
VODAPHONE TELECEL-COMUNICACOES PESSOAS EURO 5	90,000.0000 9.000000 8.013600	1,118,115.07 1,194,223.46	810,000.00 721,224.00	2.2	143,911.47-	308,115.07- 329,887.99-



Mellon Bank, N A

INVESTMENT DETAIL BY CURRENCY
31 DECEMBER 2001

RUN DATE 25-JAN-02
PAGE 11
61151
BASE CURRENCY USD

KNI F540481
JOHN S AND JAMES L KNIGHT FDN
CAPITAL GUARDIAN

SECURITY DESCRIPTION (FX RATE LOCAL TO BASE)	SHARES/PAR VALUE/ LOCAL PRICE/ BASE PRICE	LOCAL COST/ BASE COST	LOCAL MARKET VALUE/ BASE MARKET VALUE	PCT OF TOTAL	UNREALIZED CURRENCY GAIN/LOSS IN BASE CURRENCY	UNREALIZED INVESTMENT GAIN/LOSS IN LOCAL/BASE CURRENCY
EURO CURRENCY UNIT	0 890400000					
EQUITY						
ALLIED IRISH BKS EURO 32 (DUBLIN LISTING)	54,000 0000 13 000000 11 575200	706,586 18 603,929 37	702,000 00 625,060 80	2 /	25,051 30	4,506 18- 3,919 87-
CRH ORD EURO 32 DUBLIN LIST	48,170 0000 19 830000 17 656632	813,145 70 786,472 95	955,211 10 850,519 96	2 /	73,358.37-	142,065 40 137,405.38
IRISH LIFE & PERMANENT ORD EURO 32	33,000 0000 11 400000 10 150560	407,712 03 363,015 06	376,200 00 334,968 48	1 /	10 82	31,512 03- 28,057 40-
OUTOKUMPU OY ORD A FIM10	67,100 0000 11 850000 10 551240	850,584 29 1,044,964 03	795,135 00 707,988 20	2 /	268,854 99-	55,449 29- 68,120 84-
UPM-KYMMENE OY NPV	19,600 0000 37 250000 33 167400	479,856 46 503,280 79	730,100 00 650,081 04	2 /	115,659 00-	250,243 56 262,459 23
... (A (AB) OY EURO 06	144,400 0000 28 960000 25 785984	1,945,434 67 1,821,492 64	4,181,824 00 3,723,496 09	9 /	191,907 37-	2,236,389 33 2,093,910 82
TOTAL EQUITY		33,900,433 68 32,960,314 27	41,120,358 14 36,613,566 88	91 /	4,517,449 07-	7,219,924 46 8,170,701 68
TOTAL EURO CURRENCY UNIT		38,196,285 02 36,782,924 22	45,416,209 48 40,438,592 91	100 /	4,515,032 99-	7,219,924 46 8,170,701 68

KNI F540481
JOHN S AND JAMES L KNIGHT FDN
CAPITAL GUARDIAN

INVESTMENT DETAIL BY CURRENCY
31 DECEMBER 2001

RUN DATE 25-JAN-02
PAGE 12
61151
BASE CURRENCY- USD

SECURITY DESCRIPTION (FX RATE LOCAL TO BASE)	SHARES/PAR VALUE/ LOCAL PRICE/ BASE PRICE	LOCAL COST/ BASE COST	LOCAL MARKET VALUE/ BASE MARKET VALUE	PCT OF TOTAL	UNREALIZED CURRENCY GAIN/LOSS IN BASE CURRENCY	UNREALIZED INVESTMENT GAIN/LOSS IN LOCAL/BASE CURRENCY
BRITISH POUND STERLI	1 455400000					
CASH & CASH EQUIVALENTS						
GBP (GREAT BRITISH POUNDS)	0 2400 0 000000 0 000000	0 24 0 34	0 24 0 35	0 /	0 01	0 00 0 00
TOTAL CASH & CASH EQUIVALENTS		0 24 0 34	0 24 0 35	0 /	0.01	0 00 0.00
EQUITY						
ARM HOLDINGS ORD GBPO 0005	51,800 0000 3 590000 5 224886	103,442.26 147,810 31	185,962 00 270,649 09	1 /	4,925.00	82,519.74 117,913 78
BOC GROUP ORD 25P	2,200 0000 10 600000 15 427240	23,226 84 33,694 18	23,320 00 33,939 93	0 /	110 61	93 16 135 14
BRITISH AIRWAYS ORD 25P	99,000 0000 1 950000 2 838030	166,235.97 249,385 76	193,050 00 280,964 97	1 /	4,001.76-	26,814 03 39,580 97
REUTERS GROUP ORD GBPO 25	78,733 0000 6 800000 9 896720	513,936 61 846,774 31	535,384 40 779,198.46	4 /	102,913.74-	21,447 79 35,337 89
NATIONAL GRID GRP ORD 11	44,500 0000 4 280000 6 229112	274,423 19 403,963 03	190,460 00 277,195 48	1 /	3,170 03-	83,963 19- 123,597 52-
BAE SYSTEMS ORD GBPO 025	93,119 0000 3 095000 4 504463	291,434 46 437,674 73	288,203 31 419,451.10	2 /	13,371 11-	3,231 15- 4,852 52-



Mellon Bank, N.A.

KNI F540481
JOHN S AND JAMES L KNIGHT FDN
CAPITAL GUARDIAN

INVESTMENT DETAIL BY CURRENCY
31 DECEMBER 2001

RUN DATE: 25-JAN-02
PAGE: 13
61151
BASE CURRENCY: USD

SECURITY DESCRIPTION (FX RATE: LOCAL TO BASE)	SHARES/PAR VALUE/ LOCAL PRICE/ BASE PRICE	LOCAL COST/ BASE COST	LOCAL MARKET VALUE/ BASE MARKET VALUE	PCT OF TOTAL	UNREALIZED CURRENCY GAIN/LOSS IN BASE CURRENCY	UNREALIZED INVESTMENT GAIN/LOSS IN LOCAL/BASE CURRENCY
BRITISH POUND STERLI	1.455400000					
EQUITY						
HAYS ORD 1P	73,100.0000 2.080000 3.027232	140,235.31 198,247.92	152,048.00 221,290.66	1 X	6,343.37	11,812.69 16,699.37
COMPASS GROUP ORD GBP0 10	55,000.0000 5.150000 7.495310	270,905.24 392,607.63	283,250.00 412,242.05	2 X	1,743.86	12,344.76 17,890.56
CENTRICA ORD 5 5/9P	91,000.0000 2.220000 3.230988	231,044.29 343,707.61	202,020.00 294,019.91	2 X	6,510.40-	29,024.29- 43,177.30-
UNILEVER ORD 1 4P	79,000.0000 5.640000 8.208456	394,138.38 606,774.88	445,560.00 648,468.02	3 X	37,470.29-	51,421.62 79,163.43
PEARSON ORD 25P	46,600.0000 7.910000 11.512214	656,127.57 925,196.78	368,606.00 536,469.17	3 X	16,702.74	287,521.57- 405,430.35-
PRUDENTIAL PLC GBP0 05	71,300.0000 7.960000 11.584984	730,157.11 1,066,429.69	567,548.00 826,009.36	4 X	2,921.88-	162,609.11- 237,498.45-
VODAFONE GROUP PLC ORD US00 10	1,980,710.0000 1.797500 2.616082	240,432.76 612,687.87	3,560,326.23 5,181,698.80	28 X	3,890,977.88-	3,319,893.47 8,459,988.81
ROYAL BANK OF SCOTLAND GRP ORD 25P	71,500.0000 16.720000 24.334288	1,058,411.33 1,583,874.68	1,195,480.00 1,739,901.59	9 X	41,268.68	137,068.47 194,758.03

KNI F540481
JOHN S AND JAMES L KNIGHT FDN
CAPITAL GUARDIAN

INVESTMENT DETAIL BY CURRENCY
31 DECEMBER 2001

RUN DATE: 25-JAN-02
PAGE: 14
61151
BASE CURRENCY: USD

SECURITY DESCRIPTION (FX RATE: LOCAL TO BASE)	SHARES/PAR VALUE/ LOCAL PRICE/ BASE PRICE	LOCAL COST/ BASE COST	LOCAL MARKET VALUE/ BASE MARKET VALUE	PCT OF TOTAL	UNREALIZED CURRENCY GAIN/LOSS IN BASE CURRENCY	UNREALIZED INVESTMENT GAIN/LOSS IN LOCAL/BASE CURRENCY
BRITISH POUND STERLI	1.455400000					
EQUITY						
SHIRE PHARMACEUTICALS GROUP ORD GBP0.05	20,000.0000 8.600000 12.516440	214,441.29 308,039.45	172,000.00 250,328.80	1 X	3,255.02	42,441.29- 60,965.87-
SHELL TRANS & TRDC ORD 25P REG	99,100.0000 4.720000 6.869488	428,328.59 705,453.26	467,752.00 680,766.26	4 X	89,616.99-	39,423.41 64,929.99
SMITHS GROUP ORD GBP0.25	82,844.0000 6.770000 9.853058	695,261.28 1,055,282.23	560,853.88 816,266.74	4 X	35,009.10-	134,407.40 204,006.39
GRANADA PLC ORD GBP0 10	184,335.0000 1.435000 2.088499	645,176.97 951,534.32	264,520.73 384,983.47	2 X	5,142.99-	380,656.24 561,408.06
LLOYDS TSB GROUP ORD 25P	95,873.0000 7.460000 10.857284	538,854.53 847,048.13	715,212.58 1,040,920.39	6 X	83,352.39-	176,358.05 277,224.65
TATE & LYLE ORD 25P	101,000.0000 3.450000 5.021130	406,196.08 658,919.34	348,450.00 507,134.13	3 X	58,111.22-	57,746.04 93,673.99
BS GROUP PLC ORD GBP0.10	68,000.0000 2.800000 4.075120	178,385.45 262,543.41	190,400.00 277,108.16	1 X	3,117.98-	12,014.51 17,682.77
ASTRAZENECA ORD US00.25	41,000.0000 30.980000 45.088292	420,607.40 666,115.20	1,270,180.00 1,848,619.97	10 X	162,960.91-	849,572.41 1,345,465.61



Mellon Bank, N A

NI F540481
JOHN S AND JAMES L KNIGHT FDN
CAPITAL GUARDIAN

INVESTMENT DETAIL BY CURRENCY
31 DECEMBER 2001

RUN DATE 25-JAN-02
PAGE 15
G1151
BASE CURRENCY USD

SECURITY DESCRIPTION (FX RATE, LOCAL TO BASE)	SHARES/PAR VALUE/ LOCAL PRICE/ BASE PRICE	LOCAL COST/ BASE COST	LOCAL MARKET VALUE/ BASE MARKET VALUE	PCT OF TOTAL	UNREALIZED CURRENCY GAIN/LOSS IN BASE CURRENCY	UNREALIZED INVESTMENT GAIN/LOSS IN LOCAL/BASE CURRENCY
<u>IRISH POUND STERLING</u>	1 455400000					
<u>EQUITY</u>						
HBOS ORD GBPO 25	39,100 0000 7 960000 11.584984	208,750 01 301,352 32	311,236 00 452,972 07	2 /	3,671 30	102,485.99 147,949 17
BRAMBLES INDUSTRIES (UK) ORD GBPO 05	67,800 0000 3 400000 4 948360	295,978 50 424,937 61	230,520 00 335,498 81	2 /	4,540 25	65,458.50- 93,979 05-
GKN (NEW) ORD GBPO 50	67,800 0000 2 650000 3 856810	214,888 50 308,516 35	179,670 00 261,491 72	1 /	3,538 72	35,218 50- 50,563 35-
TOTAL EQUITY		9,341,020 12 14,254,571 40	12,902,013 13 18,777,589 91	100 /	4,412,548 84-	3,560,993.01 8,935,567 35
TOTAL BRITISH POUND STERLING		9,341,020 36 14,254,571 74	12,902,013 37 18,777,590 26	100 /	4,412,548 83-	3,560,993.01 8,935,567 35
<u>HONG KONG DOLLAR</u>	0 128239654					
<u>CASH & CASH EQUIVALENTS</u>						
HKD (HONG KONG DOLLARS)	1 4400 0 000000 0 000000	1 44 0 18	1 44 0 18	0 /	0 00	0 00 0.00
TOTAL CASH & CASH EQUIVALENTS		1 44 0 18	1 44 0 18	0 /	0 00	0 00 0 00

KNI F540481
JOHN S AND JAMES L KNIGHT FDN
CAPITAL GUARDIAN

INVESTMENT DETAIL BY CURRENCY
31 DECEMBER 2001

RUN DATE 25-JAN-02
PAGE 16
G1151
BASE CURRENCY USD

SECURITY DESCRIPTION (FX RATE, LOCAL TO BASE)	SHARES/PAR VALUE/ LOCAL PRICE/ BASE PRICE	LOCAL COST/ BASE COST	LOCAL MARKET VALUE/ BASE MARKET VALUE	PCT OF TOTAL	UNREALIZED CURRENCY GAIN/LOSS IN BASE CURRENCY	UNREALIZED INVESTMENT GAIN/LOSS IN LOCAL/BASE CURRENCY
<u>EQUITY</u>						
HANG LUNG PROPERTIES LTD	320,000 0000 8 050000 1 032329	2,682,456 93 343,924 36	2,576,000 00 350,345 35	6 /	70 09	106,456.93- 13,649 10-
CHINA MOBILE (HK) HKD0 10	235,500 0000 27 450000 3 520179	11,030,767 68 1,414,383.46	6,464,475 00 829,002 04	15 /	116 25	4,566,292 68- 585,497.67-
CHEUNG KONG(HLDGS) HK\$0 50	177,000 0000 81.000000 10 387412	12,693,801 70 1,628,863 13	14,337,000 00 1,850,571 92	33 /	1,145 70-	1,643,198.30 210,854 49
JOHNSON ELEC HLDGS HKD0 0125	598,000 0000 8 200000 1 051565	3,511,961 00 452,745 83	4,903,600 00 628,835 97	11 /	3,313 55-	1,391,639 00 179,403.69
LI & FUNG HKD0 025	220,000 0000 8 750000 1 122097	4,113,458 35 527,649 64	1,925,000 00 246,861 33	4 /	66 07-	2,188,458 35- 280,722 24-
HUTCHISON WHAMPOA HK\$0 25	116,000 0000 75 250000 9 650034	9,139,467 26 1,173,645 27	8,729,000 00 1,119,403 94	20 /	1,531.15-	410,467.26- 52,710.18-
SWIRE PACIFIC A HK \$0 60	115,000 0000 42 500000 5 450185	5,605,928 57 718,808 79	4,887,500 00 626,771 31	11 /	81 56	718,428 57- 92,119 04-
TOTAL EQUITY		48,777,841 49 6,260,020 48	43,822,575 00 5,619,791 86	100 /	5,788 57-	4,955,266 49- 634,440.05-
TOTAL HONG KONG DOLLAR		48,777,842 93 6,260,020 66	43,822,576 44 5,619,792 04	100 /	5,788 57-	4,955,266 49- 634,440.05-



Mellon Bank, N.A

INVESTMENT DETAIL BY CURRENCY
31 DECEMBER 2001

RUN DATE: 25-JAN-02

PAGE: 17

01151

BASE CURRENCY: USD

FI FS40481
JHN S AND JAMES L KNIGHT FDN
CAPITAL GUARDIAN

SECURITY DESCRIPTION (FX RATE: LOCAL TO BASE)	SHARES/PAR VALUE/ LOCAL PRICE/ BASE PRICE	LOCAL COST/ BASE COST	LOCAL MARKET VALUE/ BASE MARKET VALUE	PCT OF TOTAL	UNREALIZED CURRENCY GAIN/LOSS IN BASE CURRENCY	UNREALIZED INVESTMENT GAIN/LOSS IN LOCAL/BASE CURRENCY
JAPANESE YEN 0 007630093						
CASH & CASH EQUIVALENTS						
JPY (JAPANESE YEN)	413,180 0000 0 000000 0 000000	413,180 00 3,146.12	413,180.00 3,152.60	0 X	6.48	0.00 0.00
TOTAL CASH & CASH EQUIVALENTS		413,180.00 3,146.12	413,180 00 3,152.60	0 X	6.48	0.00 0.00
CONVERTIBLE SECURITIES						
SANWA INTL FIN BERMUDA TRUST UNITS 1000 CNV PFD SHS SANWA	51,000,000 0000 0 490000 0 003739	56,774,100.00 548,381.18	24,990,000.00 190,676.02	1 X	50,702.46-	31,784,100.00- 307,002.70-
TOTAL CONVERTIBLE SECURITIES		56,774,100 00 548,381.18	24,990,000 00 190,676.02	1 X	50,702 46-	31,784,100.00- 307,002 70-
EQUITY						
AIFUL CORP JPY50	8,200 0000 8480.000000 64 703189	93,776,438.00 841,725.83	69,536,000 00 530,566.15	2 X	93,580.50-	24,240,438 00- 217,579 18-
FUJI TELEVISION NETWORK JPY5000	45.0000 529000 000000 4036 319197	38,810,555.00 313,882.10	23,805,000.00 181,634.36	1 X	10,889.65-	15,005,555 00- 121,358 09-
ALOM CO Y50	10,500 0000 9550.000000 72 867388	107,770,250 00 886,886 42	100,275,000 00 765,107.58	3 X	60,097.31-	7,495,250.00- 61,681.53-
NTT DOCOMO INC NPV	139.0000 1540000.000000 11750.343220	207,095,610.00 1,707,060 66	214,060,000.00 1,633,297.71	6 X	131,169.54-	6,964,390 00 57,406.59

INVESTMENT DETAIL BY CURRENCY
31 DECEMBER 2001

RUN DATE: 25-JAN-02

PAGE: 18

01151

BASE CURRENCY: USD

FI FS40481
JHN S AND JAMES L KNIGHT FDN
CAPITAL GUARDIAN

SECURITY DESCRIPTION (FX RATE: LOCAL TO BASE)	SHARES/PAR VALUE/ LOCAL PRICE/ BASE PRICE	LOCAL COST/ BASE COST	LOCAL MARKET VALUE/ BASE MARKET VALUE	PCT OF TOTAL	UNREALIZED CURRENCY GAIN/LOSS IN BASE CURRENCY	UNREALIZED INVESTMENT GAIN/LOSS IN LOCAL/BASE CURRENCY
JAPANESE YEN 0 007630093						
EQUITY						
CHUBU ELECTRIC PWR Y500	15,100.0000 2360 000000 18 007019	39,481,673.00 327,222 53	35,656,000 00 271,905.99	1 X	23,443.75-	3,845,673.00- 31,872.79-
CHUDENKO CORP Y50	23,793.0000 1699.000000 12.963528	75,186,218.00 687,039.97	40,424,307 00 308,441 22	1 X	60,949.83-	34,761,911.00- 317,648.92-
CHUGAI PHARMACEUTL Y50	65,000.0000 1519.000000 11.590111	113,712,865.00 1,062,784.91	98,735,000 00 753,357.23	3 X	169,441.31-	14,977,865.00- 139,986.37-
DAIMA SECS GROUP JPY50	63,000.0000 689 000000 5 257134	72,878,323.00 651,766 18	63,407,000.00 331,199.45	1 X	56,998.47-	29,471,323.00- 263,568.26-
UFJ HLDGS JPY50000	109.0000 289000 000000 2205.096877	90,538,683.00 811,043.91	31,501,000 00 240,355 56	1 X	41,829.83-	59,037,683.00- 528,858.52-
FUJI SOFT ABC INC JPY50	5,900 0000 5220 000000 39.829085	47,960,723.00 465,683 32	30,798,000.00 234,991 60	1 X	63,918.73-	17,162,723.00- 166,572.99-
FURUKAMA ELECTRIC Y50	11,000.0000 696.000000 5.310545	11,997,321.00 97,044.78	7,654,000 00 58,415.99	0 X	3,512.35-	4,341,321.00- 35,116.36-
HIROSE ELECTRONICS	18,300.0000 8930.000000 68.136730	120,065,128.00 933,338.58	163,419,000.00 1,246,902.17	4 X	23,452.26-	43,353,872.00 337,015.85



Mellon Bank N A

INVESTMENT DETAIL BY CURRENCY
31 DECEMBER 2001

RUN DATE 25-JAN-02
PAGE 19
G1151
BASE CURRENCY USD

MI F540481
JOHN S AND JAMES L KNIGHT FDN
CAPITAL GUARDIAN

SECURITY DESCRIPTION (FX RATE LOCAL TO BASE)	SHARES/PAR VALUE/ LOCAL PRICE/ BASE PRICE	LOCAL COST/ BASE COST	LOCAL MARKET VALUE/ BASE MARKET VALUE	PCT OF TOTAL	UNREALIZED CURRENCY GAIN/LOSS IN BASE CURRENCY	UNREALIZED INVESTMENT GAIN/LOSS IN LOCAL/BASE CURRENCY
<u>JAPANESE YEN</u> 0 007630093						
<u>EQUITY</u>						
HOYA CORP Y50	6,000 0000 7830 000000 59 743628	50,990,234 00 437,314 72	46,980,000 00 358,461 77	1 /	44,459 43-	4,010,234 00- 34,393 52-
JAPAN AIRLINES Y50	94,000 0000 314 000000 2 395849	38,003,563 00 343,624 34	29,516,000 00 225,209 82	1 /	41,670 84-	8,487,563 00- 76,743 68-
AEON CO LTD Y50	39,000 0000 2960 000000 22 585075	91,254,944 00 763,857 31	115,440,000 00 880,817 94	3 /	85,482 39-	24,185,056 00 202,443 02
KEYENCE CORP Y50	2,480 0000 21790 000000 166 259726	39,769,786 00 330,789 29	54,039,200 00 412,324 12	1 /	37,152 49-	14,269,414 00 118,687 32
KOKUSAI SECURITIES Y50	18,000 0000 760 000000 5 798871	23,503,508 00 217,753 17	13,680,000 00 104,379 67	0 /	22,361 55-	9,823,508 00- 91,011 95-
MATSUSHITA COMMUNICATIONS	6,000 0000 3550 000000 27 086830	44,825,292 00 368,945 87	21,300,000 00 162,520 98	1 /	12,794 04-	23,525,292 00- 193,630 85-
MITSUBISHI ESTATE CO Y50	83,000 0000 959 000000 7 317259	104,008,245 00 855,537 30	79,597,000 00 607,332 51	2 /	47,405 99-	24,411,245 00- 200,798 80-
MITSUBISHI HEAVY IND Y50	137,000 0000 350 000000 2 670533	61,912,420 00 561,451 01	47,950,000 00 365,862 96	1 /	68,970 22-	13,962,420 00- 126,617 83-

INVESTMENT DETAIL BY CURRENCY
31 DECEMBER 2001

RUN DATE 25-JAN-02
PAGE 20
G1151
BASE CURRENCY USD

KMI F540481
JOHN S AND JAMES L KNIGHT FDN
CAPITAL GUARDIAN

SECURITY DESCRIPTION (FX RATE LOCAL TO BASE)	SHARES/PAR VALUE/ LOCAL PRICE/ BASE PRICE	LOCAL COST/ BASE COST	LOCAL MARKET VALUE/ BASE MARKET VALUE	PCT OF TOTAL	UNREALIZED CURRENCY GAIN/LOSS IN BASE CURRENCY	UNREALIZED INVESTMENT GAIN/LOSS IN LOCAL/BASE CURRENCY
<u>JAPANESE YEN</u> 0 007630093						
<u>EQUITY</u>						
MITSUI FUDOSAN CO Y50	92,000 0000 1000 000000 7 630093	117,395,430 00 1,025,086 08	92,000,000 00 701,968 56	2 /	101,366 98-	25,395,430 00- 221,750 54-
MITSUBISHI MOTOR CORP Y50	126,000 0000 222 000000 1 693881	43,645,004 00 368,242 14	27,972,000 00 213,428 96	1 /	22,576 73-	15,673,004 00- 132,236 45-
MURATA MANUFACTURING CO Y50	13,800 0000 7860 000000 59 972531	62,033,349 00 473,742 02	108,468,000 00 827,620 93	3 /	737 58-	46,434,651 00 354,616 49
NICHICOM CORP Y50	1,000 0000 1440 000000 10 987334	2,150,140 00 20,039 52	1,440,000 00 10,987 33	0 /	2,433 61-	710,140 00- 6,618 58-
NINTENDO CO	9,700 0000 22950 000000 175 110634	130,533,595 00 1,118,046 29	222,615,000 00 1,698,573 15	6 /	208,168 85-	92,081,405 00 788,695 71
NIKKO CORDIAL CORP Y50	60,000 0000 585 000000 4 463604	45,556,726 00 399,908 85	35,100,000 00 267,816 26	1 /	40,300 70-	10,456,726 00- 91,791 89-
NEC CORP Y50	151,000 0000 1337 000000 10 201434	253,547,674 00 2,182,777 83	201,887,000 00 1,540,416 59	5 /	197,617 29-	51,660,674 00- 444,743 95-
NIPPON TEL & TEL CORP Y50000	53 0000 427000 000000 3258 049711	62,473,998 00 478,370 55	22,631,000 00 172,676 63	1 /	611 52-	39,842,998 00- 305,082 40-



Mellon Bank, N.A

(NI F540481
JOHN S AND JAMES L KNIGHT FDN
CAPITAL GUARDIAN

INVESTMENT DETAIL BY CURRENCY
31 DECEMBER 2001

RUN DATE: 25-JAN-02
PAGE: 21
G1151
BASE CURRENCY: USD

SECURITY DESCRIPTION (FX RATE: LOCAL TO BASE)	SHARES/PAR VALUE/ LOCAL PRICE/ BASE PRICE	LOCAL COST/ BASE COST	LOCAL MARKET VALUE/ BASE MARKET VALUE	PCT OF TOTAL	UNREALIZED CURRENCY GAIN/LOSS IN BASE CURRENCY	UNREALIZED INVESTMENT GAIN/LOSS IN LOCAL/BASE CURRENCY
JAPANESE YEN	0.007630093					
EQUITY						
NIXON Y50	45,000.0000 1009 000000 7.698764	76,811,063 00 643,370 43	45,405,000.00 346,444 37	1 %	33,868.50-	31,406,063.00- 263,057 56-
NISSAN MOTOR CO Y50	212,000.0000 695.000000 5 302915	106,888,133.00 854,548 11	147,340,000.00 1,124,217.90	4 %	53,734.31-	40,451,867.00 325,404 10
NOHURA HOLDING INC Y50	44,000.0000 1680 000000 12.818556	95,356,499.00 814,878 40	73,920,000 00 564,016 47	2 %	67,674.21-	21,436,499.00- 183,187 72-
PROMISE CO Y50	7,800 0000 7090.000000 54.097359	74,239,188.00 605,037.31	55,302,000.00 421,959 40	1 %	28,742 89-	18,937,188 00- 154,335 02-
ROHM CO Y50	8,000.0000 17010.000000 129 787882	253,954,855 00 2,313,274.38	136,080,000 00 1,038,303 96	4 %	201,249.59-	117,876,855 00- 1,073,721.93-
SANKYO CO Y50	20,000.0000 2245.000000 17.129559	51,840,061 00 497,307.97	44,900,000 00 342,591 18	1 %	88,139.95-	6,940,061 00- 66,576.84-
SEKISUI HOUSE Y50	63,000 0000 950 000000 7.248588	56,472,152.00 531,717.11	59,850,000 00 456,661 07	2 %	106,860.38-	3,377,848 00 31,804.34
SHIMAMURA Y50	400 0000 7700.000000 58 751716	2,603,062.00 21,529 81	3,080,000 00 23,500.69	0 %	1,973.85-	476,938 00 3,944 73

(NI F540481
JOHN S AND JAMES L KNIGHT FDN
CAPITAL GUARDIAN

INVESTMENT DETAIL BY CURRENCY
31 DECEMBER 2001

RUN DATE: 25-JAN-02
PAGE: 22
G1151
BASE CURRENCY: USD

SECURITY DESCRIPTION (FX RATE: LOCAL TO BASE)	SHARES/PAR VALUE/ LOCAL PRICE/ BASE PRICE	LOCAL COST/ BASE COST	LOCAL MARKET VALUE/ BASE MARKET VALUE	PCT OF TOTAL	UNREALIZED CURRENCY GAIN/LOSS IN BASE CURRENCY	UNREALIZED INVESTMENT GAIN/LOSS IN LOCAL/BASE CURRENCY
JAPANESE YEN	0.007630093					
EQUITY						
SHIN-ETSU CHEMICALS CO Y50	18,000.0000 4710.000000 35.937738	78,111,464 00 656,662.70	84,780,000.00 646,879.28	2 %	65,844.05-	6,668,536.00 56,060.63
SHIONOGI & CO Y50	73,000.0000 2240.000000 17 091408	130,427,035 00 1,217,640.59	163,520,000.00 1,247,672 81	4 %	278,917.04-	33,092,965.00 308,949.26
SONY CORP Y50	31,900.0000 5990.000000 45.704257	101,729,062.00 820,680.53	191,081,000.00 1,457,965.80	5 %	83,545.01-	89,351,938.00 720,830.28
SUMITOMO REALTY & DEV CO Y50	62,000.0000 600.000000 4.578056	36,190,404.00 327,651.48	37,200,000.00 283,839.46	1 %	52,952.45-	1,009,596.00 9,140.43
SUZUKI MOTOR CO Y50	47,000.0000 1434 000000 10.941553	59,448,872.00 500,654.07	67,398,000.00 514,253.01	2 %	53,421.74-	7,957,128.00 67,020.68
TDK CORP	9,000 0000 6180.000000 47.153975	68,479,002.00 539,818.71	55,620,000.00 424,365.77	1 %	13,415.88-	12,859,002.00 101,217 06
NITSUI SUMITOMO INSURANCE Y50	182,840.0000 6180.000000 4.692507	130,399,046.00 1,170,681.58	112,446,600.00 857,978.02	3 %	151,532.13-	17,952,446 00- 161,171.43-
ADVANTEST Y50	17,000.0000 7420.000000 56.615290	118,349,916.00 1,046,905.07	126,140,000 00 962,459.93	3 %	153,354.96-	7,790,084.00 68,909 82



Mellon Bank, N A

NI F540481
JOHN S AND JAMES L KNIGHT FDM
CAPITAL GUARDIAN

INVESTMENT DETAIL BY CURRENCY
31 DECEMBER 2001

RUN DATE 25-JAN-02
PAGE 23
61151
BASE CURRENCY USD

SECURITY DESCRIPTION (FX RATE, LOCAL TO BASE)	SHARES/PAR VALUE/ LOCAL PRICE/ BASE PRICE	LOCAL COST/ BASE COST	LOCAL MARKET VALUE/ BASE MARKET VALUE	PCT OF TOTAL	UNREALIZED CURRENCY GAIN/LOSS IN BASE CURRENCY	UNREALIZED INVESTMENT GAIN/LOSS IN LOCAL/BASE CURRENCY
JAPANESE YEN	0 007630093					
EQUITY						
TOKYO SEIMITSU Y50	8,200 0000 4450 000000 33 953914	103,347,038 00 967,046 46	36,490,000 00 278,422 09	1 /	63,024 80-	66,857,038 00- 625,599 57-
TOKYO ELECTRIC PMR CO Y500	12,100 0000 2790 000000 21 287959	32,363,681 00 261,415 45	33,759,000 00 257,584 31	1 /	15,101 75-	1,395,319 00 11,270 61
TOKYO ELECTRON Y50	34,000 0000 6430 000000 49 061498	115,247,013 00 1,007,945 31	218,620,000 00 1,668,090 93	6 /	243,949 97-	103,372,987 00 904,095 59
TOKYU CORP Y50	60,000 0000 395 000000 3 013867	30,584,215 00 249,984.78	23,700,000 00 180,833 20	1 /	12,882 40-	6,884,215 00- 56,269 18-
TORAY INDUSTRIES INC Y50	140,000 0000 317 000000 2 418739	55,677,971 00 501,396 60	44,380,000 00 338,623 53	1 /	61,031 51-	11,297,971 00- 101,741 56-
SHIMIZU ELECTRIC Y50	20,000 0000 1481 000000 11 300168	51,613,543 00 484,862 95	29,620,000.00 228,003 35	1 /	52,249 98-	21,993,543 00- 206,609 62-
TOTAL EQUITY		4,021,002,970 00 34,764,975 20	3,770,499,107 00 28,769,258 82	99 /	3,556,860 89-	250,503,863 00- 2,438,855.49-
TOTAL JAPANESE YEN		4,078,190,250 00 35,316,502 50	3,795,982,287 00 28,963,087.44	100 /	3,607,556 87-	282,287,963 00- 2,745,858 19-

KNI F540481
JOHN S AND JAMES L KNIGHT FDM
CAPITAL GUARDIAN

INVESTMENT DETAIL BY CURRENCY
31 DECEMBER 2001

RUN DATE 25-JAN-02
PAGE 24
61151
BASE CURRENCY USD

SECURITY DESCRIPTION (FX RATE, LOCAL TO BASE)	SHARES/PAR VALUE/ LOCAL PRICE/ BASE PRICE	LOCAL COST/ BASE COST	LOCAL MARKET VALUE/ BASE MARKET VALUE	PCT OF TOTAL	UNREALIZED CURRENCY GAIN/LOSS IN BASE CURRENCY	UNREALIZED INVESTMENT GAIN/LOSS IN LOCAL/BASE CURRENCY
SOUTH KOREAN WON	0 000761325					
EQUITY						
SAMSUNG ELECTRS CO CO PRF KSWMS000	21,000 0000 113500 000000 86 410388	2,839,864,200 00 2,550,404 13	2,383,500,000 00 1,814,618 14	100 /	325,938 86-	456,364,200.00- 409,847 13-
TOTAL EQUITY		2,839,864,200 00 2,550,404 13	2,383,500,000 00 1,814,618 14	100 /	325,938 86-	456,364,200 00- 409,847.13-
TOTAL SOUTH KOREAN WON		2,839,864,200 00 2,550,404 13	2,383,500,000 00 1,814,618 14	100 /	325,938 86-	456,364,200 00- 409,847 13-
NORWEGIAN KRONE						
0.111491421						
CASH & CASH EQUIVALENTS						
NOK (NORWEGIAN KRONE)	0 0600 0 000000 0 000000	0 06 0 01	0 06 0 01	0 /	0 00	0 00 0.00
TOTAL CASH & CASH EQUIVALENTS		0 06 0 01	0 06 0 01	0 /	0 00	0 00 0 00
EQUITY						
NORSK HYDRO ASA MKR20	14,300 0000 376 000000 41 920774	5,123,032 32 636,590 47	5,376,800 00 599,467 07	49 /	68,656 69-	253,767.66 31,533 29
STATOIL ASA NOK2 50	92,500 0000 61 500000 6 856722	6,278,768 71 686,110 76	5,688,750 00 634,246 82	51 /	12,610 19	590,018.71- 64,474 13-



Mellon Bank, N.A

I F540481
 JOHN S AND JAMES L KNIGHT FDM
 CAPITAL GUARDIAN

INVESTMENT DETAIL BY CURRENCY
 31 DECEMBER 2001

RUN DATE: 25-JAN-02
 PAGE: 25
 G1151
 BASE CURRENCY: USD

SECURITY DESCRIPTION (FX RATE, LOCAL TO BASE)	SHARES/PAR VALUE/ LOCAL PRICE/ BASE PRICE	LOCAL COST/ BASE COST	LOCAL MARKET VALUE/ BASE MARKET VALUE	PCT OF TOTAL	UNREALIZED CURRENCY GAIN/LOSS IN BASE CURRENCY	UNREALIZED INVESTMENT GAIN/LOSS IN LOCAL/BASE CURRENCY
NORWEGIAN KRONE	0 111491421					
TOTAL EQUITY		11,401,801.03 1,322,701.23	11,065,550.00 1,233,713.89	100 %	56,046.50-	336,251.03- 32,940.84-
TOTAL NORWEGIAN KRONE		11,401,801.09 1,322,701.24	11,065,550.06 1,233,713.90	100 %	56,046.50-	336,251.03- 32,940.84-
SWEDISH KRONA	0 095331611					
EQUITY						
FORENINGSSPARKBANKEN SEK A SEK20	60,200.0000 130 000000 12.393109	8,031,796.91 917,748.37	7,826,000.00 746,065.19	15 %	148,167.92-	205,796.91- 23,515.26-
ASTRAZEMECA ORD USDO 25 EURO-CLEAR REMOTE SWEDISH LIST	67,214 0000 481.000000 45.854505	11,673,676.82 1,509,713.23	32,329,934.00 3,082,064.69	60 %	1,099,045.50-	20,456,257.18 2,671,396.96
ASSA ABLOY SEKI SER B	41,200.0000 151 000000 14 395073	6,650,571.69 652,513.55	6,221,200.00 593,077.02	12 %	17,309.20-	429,371.69- 42,127.53-
ERICSSON (L M) TELEFONAKTIEBOLAGET SEKI SER B	128,700 0000 57.000000 5.433902	4,783,538.95 515,165.37	7,355,900.00 699,343.17	14 %	90,699.87-	2,552,361.05 276,877.67
TOTAL EQUITY		31,139,584.37 3,595,140.52	53,713,034.00 5,120,550.07	100 %	1,355,222.49-	22,573,449.63 2,880,632.04
TOTAL SWEDISH KRONA		31,139,584.37 3,595,140.52	53,713,034.00 5,120,550.07	100 %	1,355,222.49-	22,573,449.63 2,880,632.04

I F540481
 JOHN S AND JAMES L KNIGHT FDM
 CAPITAL GUARDIAN

INVESTMENT DETAIL BY CURRENCY
 31 DECEMBER 2001

RUN DATE: 25-JAN-02
 PAGE: 26
 G1151
 BASE CURRENCY: USD

SECURITY DESCRIPTION (FX RATE, LOCAL TO BASE)	SHARES/PAR VALUE/ LOCAL PRICE/ BASE PRICE	LOCAL COST/ BASE COST	LOCAL MARKET VALUE/ BASE MARKET VALUE	PCT OF TOTAL	UNREALIZED CURRENCY GAIN/LOSS IN BASE CURRENCY	UNREALIZED INVESTMENT GAIN/LOSS IN LOCAL/BASE CURRENCY
SINGAPORE DOLLAR	0.541565123					
CASH & CASH EQUIVALENTS						
SGD (SINGAPORE DOLLARS)	0 0400 0 000000 0 000000	0.04 0.03	0.04 0.02	0 %	0.01-	0.00 0.00
TOTAL CASH & CASH EQUIVALENTS		0.04 0.03	0.04 0.02	0 %	0.01-	0.00 0.00
EQUITY						
SINGAPORE PRESS HLDGS SGD1 POST RECON	46,441.0000 21 800000 11.806120	498,882.94 340,627.60	1,012,413.80 548,288.00	17 %	142,968.52-	513,530.86 350,628.92
DBS HLDGS SGD1	54,734.0000 13.800000 7.473599	507,069.71 306,603.48	755,329.20 409,059.95	13 %	47,655.48-	248,259.49 150,111.95
SINGAPORE TELECOM SGDO 15 BOARD LOT 100	1,558,000.0000 1.750000 0.947739	2,585,341.81 1,463,670.17	2,726,500.00 1,476,577.31	46 %	67,008.42-	141,158.19 79,915.56
SINGAPORE TELECOMMUNICATIONS SGDO.15	144,000.0000 1 760000 0 953155	350,967.09 245,355.78	253,440.00 137,254.26	4 %	39,921.81-	97,527.09- 68,179.71-
SINGAPORE AIRLINES SG01	53,000.0000 11.000000 5.957216	780,569.31 445,332.47	583,000.00 315,732.47	10 %	16,882.23-	197,569.31- 112,717.77-
UNITED OVERSEAS BANK SG01	45,000.0000 12 700000 6 877877	555,563.43 315,232.50	571,500.00 309,504.47	10 %	14,770.61-	15,936.57 9,042.58



Mellon Bank, N A

INVESTMENT DETAIL BY CURRENCY
31 DECEMBER 2001

RUN DATE 25-JAN-02

PAGE 27

G1151

BASE CURRENCY USD

KNI F540481
JOHN S AND JAMES L KNIGHT FDN
CAPITAL GUARDIAN

SECURITY DESCRIPTION (FX RATE LOCAL TO BASE)	SHARES/PAR VALUE/ LOCAL PRICE/ BASE PRICE	LOCAL COST/ BASE COST	LOCAL MARKET VALUE/ BASE MARKET VALUE	PCT OF TOTAL	UNREALIZED CURRENCY GAIN/LOSS IN BASE CURRENCY	UNREALIZED INVESTMENT GAIN/LOSS IN LOCAL/BASE CURRENCY
SINGAPORE DOLLAR 0 541565123						
TOTAL EQUITY		5,278,394 29 3,116,822 00	5,902,183 00 3,196,416 46	100 /	329,207 07-	623,788 71 408,801 53
TOTAL SINGAPORE DOLLAR		5,278,394 33 3,116,822 03	5,902,183 04 3,196,416 48	100 /	329,207 08-	623,788 71 408,801 53
U.S. DOLLAR 1 000000000						
CASH & CASH EQUIVALENTS						
KNIGHT FOUNDATION PROPRIETARY VAR RT 12/31/2099DD 08/23/94	28,783 0300 1 000000 1 000000	28,783 03 28,783 03	28,783 03 28,783 03	0 /	0 00	0 00 0 00
TOTAL CASH & CASH EQUIVALENTS		28,783 03 28,783 03	28,783 03 28,783 03	0 /	0 00	0 00 0 00
EQUITY						
SAMSUNG ELECTRONICS CO GDR REPR 1/2 COM KRW5000(REG S)	10,695 0000 115 000000 115 000000	1,437,846 26 1,437,846 26	1,229,925 00 1,229,925 00	12 /	0 00	207,921 26- 207,921 26-
HONG KONG LAND HLDS DRD US\$0 1 SIN LISTING	140,000 0000 1 890000 1 890000	252,672 02 252,672 02	264,600 00 264,600 00	3 /	0 00	11,927 98 11,927 98
AMERICA MOVIL S A DE C V SPONS ADR REPSYG SER L SHS	45,700 0000 19 480000 19 480000	515,438 69 515,438 69	890,236 00 890,236 00	8 /	0 00	374,797 31 374,797 31
ASTRAZENECA PLC SPONSORED ADR	2,500 0000 46 600000 46 600000	94,150 42 94,150 42	116,500 00 116,500 00	1 /	0 00	22,349 58 22,349 58

INVESTMENT DETAIL BY CURRENCY
31 DECEMBER 2001

RUN DATE 25-JAN-02

PAGE 28

G1151

BASE CURRENCY USD

KNI F540481
JOHN S AND JAMES L KNIGHT FDN
CAPITAL GUARDIAN

SECURITY DESCRIPTION (FX RATE LOCAL TO BASE)	SHARES/PAR VALUE/ LOCAL PRICE/ BASE PRICE	LOCAL COST/ BASE COST	LOCAL MARKET VALUE/ BASE MARKET VALUE	PCT OF TOTAL	UNREALIZED CURRENCY GAIN/LOSS IN BASE CURRENCY	UNREALIZED INVESTMENT GAIN/LOSS IN LOCAL/BASE CURRENCY
U.S. DOLLAR 1 000000000						
EQUITY						
BHP BILLITON LTD	64,637 0000 10 710000 10 710000	603,326 04 603,326 04	692,262 27 692,262 27	7 /	0 00	88,936 23 88,936 23
BOMBARDIER INC CL B	28,400 0000 16 500000 16 500000	48,741 50 48,741 50	468,600 00 468,600 00	4 /	0 00	419,858 50 419,858 50
DBS GROUP HLDGS LTD SPONSORED ADR CITIBANK 144A	99,000 0000 7 475600 7 475600	519,304 50 519,304 50	740,084 40 740,084 40	7 /	0 00	220,779 90 220,779 90
ELAN PLC ADR	6,900 0000 45 060000 45 060000	279,446 85 279,446 85	310,914 00 310,914 00	3 /	0 00	31,467 15 31,467 15
ERICSSON L M TEL CO ADR CL B SEK 10	14,000 0000 5 220000 5 220000	315,022 05 315,022 05	73,080 00 73,080 00	1 /	0 00	241,942 05- 241,942 05-
INFINEON TECHNOLOGIES AG SPONS ADR	4,500 0000 20 300000 20 300000	270,572 58 270,572 58	91,350 00 91,350 00	1 /	0 00	179,222 58- 179,222 58-
KONINKLIJKE PHILIPS ELECTRS NV SPONSORED ADR NEW 2000	3,700 0000 29 110000 29 110000	105,312 53 105,312 53	107,707 00 107,707 00	1 /	0 00	2,394 47 2,394 47
NEWS CORP LTD ADR NEW COM	12,450 0000 31 810000 31 810000	361,936 43 361,936 43	396,034 50 396,034 50	4 /	0 00	34,098 07 34,098 07



Mellon Bank, N A

KNI F540481
JOHN S AND JAMES L KNIGHT FDM
CAPITAL GUARDIAN

INVESTMENT DETAIL BY CURRENCY
31 DECEMBER 2001

RUN DATE 25-JAN-02
PAGE 29
61151
BASE CURRENCY: USD

SECURITY DESCRIPTION (FX RATE, LOCAL TO BASE)	SHARES/PAR VALUE/ LOCAL PRICE/ BASE PRICE	LOCAL COST/ BASE COST	LOCAL MARKET VALUE/ BASE MARKET VALUE	PCT OF TOTAL	UNREALIZED CURRENCY GAIN/LOSS IN BASE CURRENCY	UNREALIZED INVESTMENT GAIN/LOSS IN LOCAL/BASE CURRENCY
<u>U.S. DOLLAR</u>	1 000000000					
<u>EQUITY</u>						
NOKIA CORP SPON ADR COM	24 25 900.0000 24 530000	499,097 94	635,327 00	6 %	0 00	136,229 06 136,229 06
MORTEL NETWORKS CORP NEW COM	7 440000 7 460000	258,473 48	328,986 00	3 %	0 00	70,512 52 70,512 52
OIL CO LUKOIL SPON ADR	48 9,100 0000 48 994000	501,885 65	445,845 40	4 %	0.00	56,040 25- 56,040 25-
ROYAL DUTCH PETE CO N Y REGISTRY SH PAR N GLDR 1 25	49 700 0000 49 020000	34,667 64	34,314 00	0 /	0 00	353 64- 353.64-
SONY CORP AMERN SH NEW ADR	45 4,600.0000 45 100000	194,874 50	207,460 00	2 /	0.00	12,585 50 12,585 50
TAIWAN SEMICONDUCTOR MFG CO LTD SPONSORED ADR	17 86,869.0000 17 178000	949,112 38	1,491,540 73	14 %	0 00	542,428 35 542,428 35
TELEFONICA S A SPONSORED ADR	40 7,102 0000 40 080000	491,898 21	284,648 16	3 %	0 00	207,250 05- 207,250 05-
TELEFONOS DE MEXICO SA ADR REPSTG SHS ORD L COM	35 48,900 0000 35 020000	911,048 85	1,712,478 00	16 %	0.00	801,429 15 801,429 15

INVESTMENT DETAIL BY CURRENCY
31 DECEMBER 2001

RUN DATE 25-JAN-02
PAGE 30
61151
BASE CURRENCY: USD

KNI F540481
JOHN S AND JAMES L KNIGHT FDM
CAPITAL GUARDIAN

SECURITY DESCRIPTION (FX RATE LOCAL TO BASE)	SHARES/PAR VALUE/ LOCAL PRICE/ BASE PRICE	LOCAL COST/ BASE COST	LOCAL MARKET VALUE/ BASE MARKET VALUE	PCT OF TOTAL	UNREALIZED CURRENCY GAIN/LOSS IN BASE CURRENCY	UNREALIZED INVESTMENT GAIN/LOSS IN LOCAL/BASE CURRENCY
<u>U.S. DOLLAR</u>	1 000000000					
TOTAL EQUITY		8,644,828 52	10,521,892 46	100 %	0.00	1,877,063 94 1,877,063 94
TOTAL U S DOLLAR		8,673,611 55	10,550,675 49	100 %	0 00	1,877,063 94 1,877,063 94
<u>TOTAL INVESTMENTS</u>		126,184,393.66	133,136,300.95		16,746,424 98-	23,698,332.27



Mellon Bank, N.A

INVESTMENT DETAIL BY CURRENCY
31 DECEMBER 2001

RUN DATE 25-JAN-02

PAGE: 1

61151

BASE CURRENCY USD

NI F540482
JOHN S AND JAMES L KNIGHT FDN
HARETO PARTNERS

<u>SECURITY DESCRIPTION</u> <u>(FX RATE, LOCAL TO BASE)</u>	<u>SHARES/PAR VALUE/</u> <u>LOCAL PRICE/</u> <u>BASE PRICE</u>	<u>LOCAL COST/</u> <u>BASE COST</u>	<u>LOCAL MARKET VALUE/</u> <u>BASE MARKET VALUE</u>	<u>PCT</u> <u>OF</u> <u>TOTAL</u>	<u>UNREALIZED</u> <u>CURRENCY</u> <u>GAIN/LOSS IN</u> <u>BASE CURRENCY</u>	<u>UNREALIZED</u> <u>INVESTMENT</u> <u>GAIN/LOSS IN</u> <u>LOCAL/BASE CURRENCY</u>
JAPANESE YEN	0 007630093					
<u>CASH & CASH EQUIVALENTS</u>						
JPY (JAPANESE YEN)	3,862 0000 0 000000 0 000000	3,862 00 35 81	3,862.00 29.47	100 %	6.34-	0.00 0.00
TOTAL CASH & CASH EQUIVALENTS		3,862 00 35 81	3,862.00 29.47	100 %	6.34-	0.00 0.00
TOTAL JAPANESE YEN		3,862 00 35 81	3,862 00 29 47	100 %	6.34-	0.00 0.00
<u>TOTAL INVESTMENTS</u>		35 81	29 47		6.34-	0.00



Mellon Bank, N.A

INVESTMENT DETAIL
31 DECEMBER 2001

RUN DATE 25-JAN-02
PAGE 1
M1101

NI F540483
OHN S AND JAMES L KNIGHT FDN
ROTECH PARTNERS IV LP

<u>SHARES/ PAR VALUE</u>	<u>SECURITY DESCRIPTION</u>	<u>COST</u>	<u>PRICE</u>	<u>MARKET VALUE</u>	<u>UNREALIZED GAIN/LOSS</u>
<u>INVESTMENTS EQUITY</u>					
5,000,000.0000	ROTECH PARTNERS IV L P COPY OF L P & COPY OF SUBSCRIPTION	3,690,554 50	0 3222	1,611,025 00	2,079,529.50-
TOTAL INVESTMENTS EQUITY		3,690,554 50		1,611,025.00	2,079,529 50-
TOTAL INVESTMENT		3,690,554 50		1,611,025 00	2,079,529.50-



Mellon TrustSM

Mellon Bank, N.A

INVESTMENT DETAIL
31 DECEMBER 2001

RUN DATE: 25-JAN-02
PAGE-
1
M1101

MI F540484
JOHN S AND JAMES L KNIGHT FDN
SPECTRUM EQUITY INVESTORS LP

<u>SHARES/ PAR VALUE</u>	<u>SECURITY DESCRIPTION</u>	<u>COST</u>	<u>PRICE</u>	<u>MARKET VALUE</u>	<u>UNREALIZED GAIN/LOSS</u>
<u>INVESTMENTS VENTURE CAPITAL</u>					
5,000,000 0000	SPECTRUM EQUITY INVESTORS LP FIRST AMENDED & RESTATED	2,615,730 22	0.2201	1,100,675 00	1,515,055 22-
TOTAL INVESTMENTS VENTURE CAPITAL		2,615,730.22		1,100,675 00	1,515,055.22-
TOTAL INVESTMENT		2,615,730 22		1,100,675.00	1,515,055.22-
<u>SHORT VENTURE CAPITAL</u>					
269,751 3800-	SPECTRUM EQUITY INVESTORS LP FIRST AMENDED & RESTATED	0 00	0.0000	0 00	0 00
TOTAL SHORT VENTURE CAPITAL		0 00		0.00	0.00
TOTAL SHORT INVESTMENT		0 00		0.00	0 00
TOTAL NET INVESTMENT		2,615,730 22		1,100,675 00	1,515,055 22-



Mellon TrustSM

Mellon Bank, N A

INVESTMENT DETAIL
31 DECEMBER 2001

RUN DATE: 25-JAN-02
PAGE: 1
M1101

MI F540485
JOHN S AND JAMES L KNIGHT FDN
ST NATIONAL BANK OF OHIO

<u>SHARES/ PAR VALUE</u>	<u>SECURITY DESCRIPTION</u>	<u>COST</u>	<u>PRICE</u>	<u>MARKET VALUE</u>	<u>UNREALIZED GAIN/LOSS</u>
------------------------------	-----------------------------	-------------	--------------	-------------------------	---------------------------------

*** NO POSITIONS END OF PERIOD ***



Mellon Bank, N.A

INVESTMENT DETAIL
31 DECEMBER 2001

RUN DATE: 25-JAN-02
PAGE 1
M1101

KNI F540488
JOHN S AND JAMES L KNIGHT FDM
MOHR DAVIDOW VENTURES IV LP

<u>SHARES/ PAR VALUE</u>	<u>SECURITY DESCRIPTION</u>	<u>COST</u>	<u>PRICE</u>	<u>MARKET VALUE</u>	<u>UNREALIZED GAIN/LOSS</u>
<u>INVESTMENTS VENTURE CAPITAL</u>					
3,000,000 0000	MOHR DAVIDOW VENTURES IV	2,331,414 57	1 0826	3,247,875 00	916,460.43
TOTAL INVESTMENTS VENTURE CAPITAL		2,331,414 57		3,247,875 00	916,460.43
TOTAL INVESTMENT		2,331,414 57		3,247,875 00	916,460 43



Mellon Trust

Mellon Bank, N A

CORRECTED COPY

RUN DATE: 31-JAN-02
PAGE: 1
#1101

RNI FS40491
JOHN S AND JAMES L KNIGHT FDN
FRANKLIN CAPITAL ASSOC III LP

INVESTMENT DETAIL
31 DECEMBER 2001

<u>SHARES/ PAR VALUE</u>	<u>SECURITY DESCRIPTION</u>	<u>COST</u>	<u>PRICE</u>	<u>MARKET VALUE</u>	<u>UNREALIZED GAIN/LOSS</u>
<u>INVESTMENTS VENTURE CAPITAL</u>					
5,000,000.0000	FRANKLIN CAP ASSOC L P	4,472,317.34	0.6651	3,325,610.00	1,146,707.34-
TOTAL INVESTMENTS VENTURE CAPITAL		4,472,317.36		3,325,610.00	1,146,707.34-
TOTAL INVESTMENT		4,472,317.34		3,325,610.00	1,146,707.34-
<u>SHORT VENTURE CAPITAL</u>					
600,000.0000-	FRANKLIN CAP ASSOC L P	0.00	0.0000	0.00	0.00
TOTAL SHORT VENTURE CAPITAL		0.00		0.00	0.00
TOTAL SHORT INVESTMENT		0.00		0.00	0.00
TOTAL NET INVESTMENT		4,472,317.34		3,325,610.00	1,146,707.34-



Mellon TrustSM

Mellon Bank, N.A

INVESTMENT DETAIL
31 DECEMBER 2001

RUN DATE 25-JAN-02
PAGE 1
M1101

41 F540495
JOHN S AND JAMES L KNIGHT FDN
BENCHMARK CAPITAL LP

<u>SHARES/ PAR VALUE</u>	<u>SECURITY DESCRIPTION</u>	<u>COST</u>	<u>PRICE</u>	<u>MARKET VALUE</u>	<u>UNREALIZED GAIN/LOSS</u>
<u>INVESTMENTS VENTURE CAPITAL</u>					
4,705,882 0000	BENCHMARK CAPITAL PARTNERS L P	3,558,695 90	0 4006	1,885,237 51	1,673,458 39-
TOTAL INVESTMENTS VENTURE CAPITAL		3,558,695 90		1,885,237 51	1,673,458 39-
TOTAL INVESTMENT		3,558,695.90		1,885,237 51	1,673,458 39-
<u>SHORT VENTURE CAPITAL</u>					
694,118 0000-	BENCHMARK CAPITAL PARTNERS L.P.	0 00	0 0000	0.00	0.00
TOTAL SHORT VENTURE CAPITAL		0 00		0 00	0.00
TOTAL SHORT INVESTMENT		0 00		0.00	0 00
TOTAL NET INVESTMENT		3,558,695.90		1,885,237 51	1,673,458 39-



Mellon TrustSM

Mellon Bank, N A

INVESTMENT DETAIL
31 DECEMBER 2001

RUN DATE 25-JAN-02
PAGE 1
M1101

41 F540497
JOHN S AND JAMES L KNIGHT FDN
DRAPER FISHER ASSOC FD III LP

<u>SHARES/ PAR VALUE</u>	<u>SECURITY DESCRIPTION</u>	<u>COST</u>	<u>PRICE</u>	<u>MARKET VALUE</u>	<u>UNREALIZED GAIN/LOSS</u>
<u>INVESTMENTS VENTURE CAPITAL</u>					
5,000,000 0000	DRAPER FISHER ASSOC FD III LP AMENDED AND RESTATED AGREEMENT	3,713,590.48	1 5675	7,837,670 00	4,124,079.52
TOTAL INVESTMENTS VENTURE CAPITAL		3,713,590 48		7,837,670.00	4,124,079 52
TOTAL INVESTMENT		3,713,590 48		7,837,670.00	4,124,079 52



CORRECTED COPY

RUN DATE: 31-JAN-02
PAGE 1
M1101

KNT F640499
JOHN S AND JAMES L KNIGHT FOM
WELSH CARSON ANDER STONE VII

INVESTMENT DETAIL
31 DECEMBER 2001

SHARES/ PAR VALUE	SECURITY DESCRIPTION	COST	PRICE	MARKET VALUE	UNREALIZED GAIN/LOSS
<u>INVESTMENTS VENTURE CAPITAL</u>					
10,000,000 0000	J J & J KNIGHT F WEL CAR STO VII L P	8,269,144.36	0.8454	8,454,470.00	185,325.64
TOTAL INVESTMENTS VENTURE CAPITAL		8,269,144.36		8,454,470.00	185,325.64
TOTAL INVESTMENT		8,269,144.36		8,454,470.00	185,325.64



Mellon Bank, N.A

INVESTMENT DETAIL
31 DECEMBER 2001

RUN DATE 25-JAN-02
PAGE 1
M1101

NI F541001
JOHN S AND JAMES L KNIGHT FDN
OAKTREE CAP MGMT OPP FDI

<u>SHARES/ PAR VALUE</u>	<u>SECURITY DESCRIPTION</u>	<u>COST</u>	<u>PRICE</u>	<u>MARKET VALUE</u>	<u>UNREALIZED GAIN/LOSS</u>
<u>INVESTMENTS VENTURE CAPITAL</u>					
4,200,000 0000	OAKTREE CAP MGMT OPPORTUNITIES FD I L P	99,189 43	0 4953	2,080,533 00	1,981,343.57
TOTAL INVESTMENTS VENTURE CAPITAL		99,189 43		2,080,533 00	1,981,343 57
TOTAL INVESTMENT		99,189 43		2,080,533 00	1,981,343 57
<u>SHORT VENTURE CAPITAL</u>					
600,000 0000-	OAKTREE CAP MGMT OPPORTUNITIES FD I L P	0 00	0 0000	0.00	0 00
TOTAL SHORT VENTURE CAPITAL		0 00		0 00	0 00
TOTAL SHORT INVESTMENT		0 00		0 00	0 00
TOTAL NET INVESTMENT		99,189 43		2,080,533 00	1,981,343.57



Mellon TrustSM

Mellon Bank, N.A

INVESTMENT DETAIL
31 DECEMBER 2001

RUN DATE: 25-JAN-02
PAGE: 1
M1101

MI F541003
JOHN S AND JAMES L KNIGHT FDN
LATIN AMERICAN ENTERPRISE FD

<u>SHARES/ PAR VALUE</u>	<u>SECURITY DESCRIPTION</u>	<u>COST</u>	<u>PRICE</u>	<u>MARKET VALUE</u>	<u>UNREALIZED GAIN/LOSS</u>
<u>INVESTMENTS VENTURE CAPITAL</u>					
7,511,739 0000	LATIN AMERICA ENTERPRISE FD LP	7,511,739.00	0 7121	5,349,822.96	2,161,916.04-
TOTAL INVESTMENTS VENTURE CAPITAL		7,511,739 00		5,349,822 96	2,161,916 04-
TOTAL INVESTMENT		7,511,739 00		5,349,822.96	2,161,916 04-



Mellon Trust

Mellon Bank, N A

INVESTMENT DETAIL
31 DECEMBER 2001

RUN DATE 25-JAN-02
PAGE 1
M1101

NI F541004
JOHN S AND JAMES L KNIGHT FDN
ADVENT ATLANTIC & PACIFIC III

<u>SHARES/ PAR VALUE</u>	<u>SECURITY DESCRIPTION</u>	<u>COST</u>	<u>PRICE</u>	<u>MARKET VALUE</u>	<u>UNREALIZED GAIN/LOSS</u>
<u>INVESTMENTS VENTURE CAPITAL</u>					
5,000,000 0000	ADVENT ATLANTIC & PACIFIC III L P	3,642,200 00	0 6005	3,002,855.00	639,345.00-
TOTAL INVESTMENTS VENTURE CAPITAL		3,642,200 00		3,002,855 00	639,345 00-
TOTAL INVESTMENT		3,642,200 00		3,002,855 00	639,345 00-



Mellon TrustSM

Mellon Bank, N.A

INVESTMENT DETAIL
31 DECEMBER 2001

RUN DATE 25-JAN-02
PAGE 1
M1101

II F541008
JHN S AND JAMES L KNIGHT FDN
HARBORVEST INT PRIV EQ PAR II

<u>SHARES/ PAR VALUE</u>	<u>SECURITY DESCRIPTION</u>	<u>QSI</u>	<u>PRICE</u>	<u>MARKET VALUE</u>	<u>UNREALIZED GAIN/LOSS</u>
<u>INVESTMENTS VENTURE CAPITAL</u>					
9,523,552 7300	HARBORVEST INTL PRIVATE EQUITY PARTNERS II PRTRNSHP FD	6,862,463 73	0 6801	6,477,225.35	385,238.38-
TOTAL INVESTMENTS VENTURE CAPITAL		6,862,463 73		6,477,225 35	385,238.38-
TOTAL INVESTMENT		6,862,463 73		6,477,225.35	385,238 38-



Mellon Bank, N.A

INVESTMENT DETAIL
31 DECEMBER 2001

RUN DATE: 25-JAN-02
PAGE 1
M1101

MI F541010
JOHN S AND JAMES L KNIGHT FDN
AMERICAN IND PART CAP FUND II

<u>SHARES/ PAR VALUE</u>	<u>SECURITY DESCRIPTION</u>	<u>COST</u>	<u>PRICE</u>	<u>MARKET VALUE</u>	<u>UNREALIZED GAIN/LOSS</u>
<u>INVESTMENTS VENTURE CAPITAL</u>					
12,654,220 0800	AMERICAN INDL PRT CAP FD II LP	10,628,368 31	0.6814	8,623,521.97	2,004,846.34-
TOTAL INVESTMENTS VENTURE CAPITAL		10,628,368 31		8,623,521.97	2,004,846.34-
TOTAL INVESTMENT		10,628,368 31		8,623,521.97	2,004,846.34-



Mellon TrustSM

Mellon Bank, N.A

INVESTMENT DETAIL
31 DECEMBER 2001

RUN DATE: 25-JAN-02
PAGE: 1
H1101

I F541011
HN S AND JAMES L KNIGHT FDN
WHAN TECHNOLOGY OFF FD

<u>SHARES/ PAR VALUE</u>	<u>SECURITY DESCRIPTION</u>	<u>COST</u>	<u>PRICE</u>	<u>MARKET VALUE</u>	<u>UNREALIZED GAIN/LOSS</u>
------------------------------	-----------------------------	-------------	--------------	-------------------------	---------------------------------

*** NO POSITIONS END OF PERIOD ***



Mellon Bank, N.A

.NI F541012
JOHN S AND JAMES L KNIGHT FDN
WHITNEY EQUITY PARTNERS LP

INVESTMENT DETAIL
31 DECEMBER 2001

RUN DATE: 25-JAN-02
PAGE 1
M1101

<u>SHARES/ PAR VALUE</u>	<u>SECURITY DESCRIPTION</u>	<u>COST</u>	<u>PRICE</u>	<u>MARKET VALUE</u>	<u>UNREALIZED GAIN/LOSS</u>
<u>INVESTMENTS VENTURE CAPITAL</u>					
5,426,606 0000	WHITNEY EQUITY PARTNERS L P	3,082,509 57	0 3134	1,701,192 14	1,381,317 43-
TOTAL INVESTMENTS VENTURE CAPITAL		3,082,509 57		1,701,192 14	1,381,317 43-
TOTAL INVESTMENT		3,082,509.57		1,701,192 14	1,381,317 43-



Mellon Trust

Mellon Bank, N.A

INVESTMENT DETAIL
31 DECEMBER 2001

RUN DATE 25-JAN-02
PAGE 1
M1101

NI F541013
JOHN S AND JAMES L KNIGHT FDN
QUANTSHORE INVESTORS LTD LP

<u>SHARES/ PAR VALUE</u>	<u>SECURITY DESCRIPTION</u>	<u>COST</u>	<u>PRICE</u>	<u>MARKET VALUE</u>	<u>UNREALIZED GAIN/LOSS</u>
------------------------------	-----------------------------	-------------	--------------	-------------------------	---------------------------------

*** NO POSITIONS END OF PERIOD ***



Mellon Trust

Mellon Bank, N.A

NI F541014
JOHN S AND JAMES L KNIGHT FDN
NORTH BRIDGE VENT PART II LP

INVESTMENT DETAIL
31 DECEMBER 2001

RUN DATE 25-JAN-02
PAGE 1
M1101

<u>SHARES/ PAR VALUE</u>	<u>SECURITY DESCRIPTION</u>	<u>COST</u>	<u>PRICE</u>	<u>MARKET VALUE</u>	<u>UNREALIZED GAIN/LOSS</u>
<u>INVESTMENTS VENTURE CAPITAL</u>					
4,700,000.0000	NORTH BRIDGE VENTURE PARTNERS II LP	3,163,571.09	0.7130	3,351,306.80	187,735.71
TOTAL INVESTMENTS VENTURE CAPITAL		3,163,571.09		3,351,306.80	187,735.71
TOTAL INVESTMENT		3,163,571.09		3,351,306.80	187,735.71



Mellon Trust

Mellon Bank, N.A

INVESTMENT DETAIL
31 DECEMBER 2001

RUN DATE 25-JAN-02
PAGE 1
M1101

KNI F541015
JOHN S AND JAMES L KNIGHT FDN
DOVER STREET III LP

<u>SHARES/ PAR VALUE</u>	<u>SECURITY DESCRIPTION</u>	<u>COST</u>	<u>PRICE</u>	<u>MARKET VALUE</u>	<u>UNREALIZED GAIN/LOSS</u>
<u>INVESTMENTS VENTURE CAPITAL</u>					
10,000,000.0000	DOVER STREET III L P	0 00	0.3264	3,264,670.00	3,264,670 00
TOTAL INVESTMENTS VENTURE CAPITAL		0 00		3,264,670.00	3,264,670 00
TOTAL INVESTMENT		0 00		3,264,670 00	3,264,670 00



Mellon Bank, N.A

INI F541016
JOHN S AND JAMES L KNIGHT RDN
SHORENSTEIN REALTY INV III LP

INVESTMENT DETAIL
31 DECEMBER 2001

RUN DATE: 25-JAN-02
PAGE
M1101 1

<u>SHARES/ PAR VALUE</u>	<u>SECURITY DESCRIPTION</u>	<u>COST</u>	<u>PRICE</u>	<u>MARKET VALUE</u>	<u>UNREALIZED GAIN/LOSS</u>
<u>INVESTMENTS REAL ESTATE</u>					
11,184,362 5800	SHORENSTEIN REALTY INVTS III LP	6,763,276 24	0 5839	6,531,488 80	231,787 44-
TOTAL INVESTMENTS REAL ESTATE		6,763,276 24		6,531,488 80	231,787.44-
TOTAL INVESTMENT		6,763,276 24		6,531,488.80	231,787 44-



Mellon Bank, N.A

INVESTMENT DETAIL
31 DECEMBER 2001

RUN DATE: 25-JAN-02
PAGE 1
M1101

NI F541018
JOHN S AND JAMES L KNIGHT FDN
IARBURG PINCUS MANAGED

<u>SHARES/ PAR VALUE</u>	<u>SECURITY DESCRIPTION</u>	<u>COST</u>	<u>PRICE</u>	<u>MARKET VALUE</u>	<u>UNREALIZED GAIN/LOSS</u>
------------------------------	-----------------------------	-------------	--------------	-------------------------	---------------------------------

* * * NO POSITIONS END OF PERIOD * * *



Mellon Bank, N.A

'NI F541019
JOHN S AND JAMES L KNIGHT FDN
BROOKDALE INVESTORS II LP

INVESTMENT DETAIL
31 DECEMBER 2001

RUN DATE: 25-JAN-02
PAGE: 1
M1101

<u>SHARES/ PAR VALUE</u>	<u>SECURITY DESCRIPTION</u>	<u>COST</u>	<u>PRICE</u>	<u>MARKET VALUE</u>	<u>UNREALIZED GAIN/LOSS</u>
<u>INVESTMENTS VENTURE CAPITAL</u>					
6,075,969.0000	BROOKDALE INVESTORS II L P	2,946,736.00	0.7262	4,412,866.92	1,466,130.92
TOTAL INVESTMENTS VENTURE CAPITAL		2,946,736.00		4,412,866.92	1,466,130.92
TOTAL INVESTMENT		2,946,736.00		4,412,866.92	1,466,130.92



Mellon TrustSM

Mellon Bank, N.A

INVESTMENT DETAIL
31 DECEMBER 2001

RUN DATE: 25-JAN-02
PAGE: 1
M1101

NI F541020
JOHN S AND JAMES L KNIGHT FDN
STATE STREET REIT FUND

<u>SHARES/ PAR VALUE</u>	<u>SECURITY DESCRIPTION</u>	<u>QSI</u>	<u>PRICE</u>	<u>MARKET VALUE</u>	<u>UNREALIZED GAIN/LOSS</u>
<u>INVESTMENTS VENTURE CAPITAL</u>					
1,533,662 2960	STATE STREET REIT FUND L P	15,835,520.80	15 9680	24,489,519.54	8,653,998.74
TOTAL INVESTMENTS VENTURE CAPITAL		15,835,520.80		24,489,519.54	8,653,998.74
TOTAL INVESTMENT		15,835,520.80		24,489,519.54	8,653,998.74



Mellon Trust

Mellon Bank, N.A

(NI F541021
JOHN S AND JAMES L KNIGHT FDN
TA/ADVENT VIII L P

INVESTMENT DETAIL
31 DECEMBER 2001

RUN DATE 25-JAN-02
PAGE 1
M1101

<u>SHARES/ PAR VALUE</u>	<u>SECURITY DESCRIPTION</u>	<u>COST</u>	<u>PRICE</u>	<u>MARKET VALUE</u>	<u>UNREALIZED GAIN/LOSS</u>
<u>INVESTMENTS VENTURE CAPITAL</u>					
4,775,000 0000	TA REALTY VIII L P	4,230,660 15	0 7217	3,446,571 13	784,089.02-
TOTAL INVESTMENTS VENTURE CAPITAL		4,230,660 15		3,446,571 13	784,089 02-
TOTAL INVESTMENT		4,230,660 15		3,446,571 13	784,089 02-



Mellon TrustSM

Mellon Bank, N.A

INVESTMENT DETAIL
31 DECEMBER 2001

RUN DATE: 25-JAN-02
PAGE: 1
M1101

II F541022
WM S AND JAMES L KNIGHT FDN
I REALTY ASSOC FUND IV

<u>SHARES/ PAR VALUE</u>	<u>SECURITY DESCRIPTION</u>	<u>COST</u>	<u>PRICE</u>	<u>MARKET VALUE</u>	<u>UNREALIZED GAIN/LOSS</u>
<u>INVESTMENTS VENTURE CAPITAL</u>					
20,000,000 0000	TA REALTY ASSOC FD IV L P	19,159,125.25	1.1894	23,788,480.00	4,629,354.75
TOTAL INVESTMENTS VENTURE CAPITAL		19,159,125.25		23,788,480.00	4,629,354.75
TOTAL INVESTMENT		19,159,125.25		23,788,480.00	4,629,354.75



Mellon Trust

Mellon Bank, N.A

INVESTMENT DETAIL
31 DECEMBER 2001

RUN DATE: 25-JAN-02
PAGE 1
M1101

MI F541023
JOHN S AND JAMES L KNIGHT FDN
S MEZZANINE PARTNERS LP

<u>SHARES/ PAR VALUE</u>	<u>SECURITY DESCRIPTION</u>	<u>COST</u>	<u>PRICE</u>	<u>MARKET VALUE</u>	<u>UNREALIZED GAIN/LOSS</u>
<u>INVESTMENTS VENTURE CAPITAL</u>					
7,398,286 0000	G S MEZZANINE PARTNERS L P	4,606,590 00	0.6952	5,143,702 73	537,112 73
TOTAL INVESTMENTS VENTURE CAPITAL		4,606,590.00		5,143,702 73	537,112.73
TOTAL INVESTMENT		4,606,590 00		5,143,702.73	537,112.73



Mellon Bank, N.A

NY F541026
JOHN S AND JAMES L KNIGHT FDN
SPECTRUM EQUITY II

INVESTMENT DETAIL
31 DECEMBER 2001

RUN DATE 25-JAN-02
PAGE 1
M1101

<u>SHARES/ PAR VALUE</u>	<u>SECURITY DESCRIPTION</u>	<u>COST</u>	<u>PRICE</u>	<u>MARKET VALUE</u>	<u>UNREALIZED GAIN/LOSS</u>
<u>INVESTMENTS VENTURE CAPITAL</u>					
8,000,000.0000	SPECTRUM EQUITY II LP	5,429,089.27	0.3346	2,676,936.00	2,752,153.27-
TOTAL INVESTMENTS VENTURE CAPITAL		5,429,089.27		2,676,936.00	2,752,153.27-
TOTAL INVESTMENT		5,429,089.27		2,676,936.00	2,752,153.27-



Mellon Trust

Mellon Bank, N.A

INVESTMENT DETAIL
31 DECEMBER 2001

RUN DATE: 25-JAN-02
PAGE: 1
M1101

NI F541027
DRN S AND JAMES L KNIGHT FDN
RAPER FISHER ASSOCIATES IV

<u>SHARES/ PAR VALUE</u>	<u>SECURITY DESCRIPTION</u>	<u>COST</u>	<u>PRICE</u>	<u>MARKET VALUE</u>	<u>UNREALIZED GAIN/LOSS</u>
<u>INVESTMENTS VENTURE CAPITAL</u>					
7,900,000.0000	DRAPER FISHER ASSOCIATES IV LP	5,934,020.43	0.9544	7,539,933.80	1,605,913.37
TOTAL INVESTMENTS VENTURE CAPITAL		5,934,020.43		7,539,933.80	1,605,913.37
TOTAL INVESTMENT		5,934,020.43		7,539,933.80	1,605,913.37



Mellon Trust

Mellon Bank, N.A

INVESTMENT DETAIL
31 DECEMBER 2001

RUN DATE 25-JAN-02
PAGE: 1
M1101

'NI FS41028
JOHN S AND JAMES L KNIGHT FDN
FRONTENAC VII

<u>SHARES/ PAR VALUE</u>	<u>SECURITY DESCRIPTION</u>	<u>COST</u>	<u>PRICE</u>	<u>MARKET VALUE</u>	<u>UNREALIZED GAIN/LOSS</u>
<u>INVESTMENTS VENTURE CAPITAL</u>					
5,000,000 0000	FRONTENAC VII LP	4,496,401.32	0 4733	2,366,590 00	2,129,811 32-
TOTAL INVESTMENTS VENTURE CAPITAL		4,496,401 32		2,366,590 00	2,129,811.32-
TOTAL INVESTMENT		4,496,401 32		2,366,590 00	2,129,811.32-



Mellon TrustSM

Mellon Bank, N.A

INVESTMENT DETAIL
31 DECEMBER 2001

RUN DATE: 25-JAN-02
PAGE: 1
M1101

II F541029
JOHN S AND JAMES L KNIGHT FDN
MAVERICK FUND

<u>SHARES/ PAR VALUE</u>	<u>SECURITY DESCRIPTION</u>	<u>COST</u>	<u>PRICE</u>	<u>MARKET VALUE</u>	<u>UNREALIZED GAIN/LOSS</u>
<u>INVESTMENTS VENTURE CAPITAL</u>					
146,434.8650	MAVERICK FUND L P	45,789,174 99	654 3897	95,825,479 09	50,036,304 10
TOTAL INVESTMENTS VENTURE CAPITAL		45,789,174 99		95,825,479 09	50,036,304.10
TOTAL INVESTMENT		45,789,174 99		95,825,479 09	50,036,304.10



Mellon Bank, N.A

17 F541030
JHN S AND JAMES L KNIGHT FDN
IGHT FDN-S.ATL EQUITY FD IV

INVESTMENT DETAIL
31 DECEMBER 2001

RUN DATE: 25-JAN-02
PAGE 1
M1101

<u>SHARES/ PAR VALUE</u>	<u>SECURITY DESCRIPTION</u>	<u>COST</u>	<u>PRICE</u>	<u>MARKET VALUE</u>	<u>UNREALIZED GAIN/LOSS</u>
<u>INVESTMENTS VENTURE CAPITAL</u>					
5,000,000.0000	SOUTH ATLANTIC PRIVATE EQUITY FUND IV L P	4,667,084.77	0.8907	4,453,960.00	213,124.77-
TOTAL INVESTMENTS VENTURE CAPITAL		4,667,084.77		4,453,960.00	213,124.77-
TOTAL INVESTMENT		4,667,084.77		4,453,960.00	213,124.77-



Mellon Bank, N.A

INVESTMENT DETAIL
31 DECEMBER 2001

RUN DATE 25-JAN-02
PAGE 1
M1101

MI F541031
DRM S AND JAMES L KNIGHT FDN
KNIGHT-BOWMAN FOUNDERS FUND LP

<u>SHARES/ PAR VALUE</u>	<u>SECURITY DESCRIPTION</u>	<u>COST</u>	<u>PRICE</u>	<u>MARKET VALUE</u>	<u>UNREALIZED GAIN/LOSS</u>
<u>INVESTMENTS EQUITY</u>					
66,940 4280	SPINNAKER OFFSHORE FOUNDERS CL A SER 1	4,485,474 00	326 0580	21,826,462 07	17,340,988 07
TOTAL INVESTMENTS EQUITY		4,485,474 00		21,826,462.07	17,340,988.07
TOTAL INVESTMENT		4,485,474.00		21,826,462 07	17,340,988.07



Mellon TrustSM

Mellon Bank, N.A

41 F541032
JOHN S AND JAMES L KNIGHT FUND
BENCHMARK II

INVESTMENT DETAIL
31 DECEMBER 2001

RUN DATE 25-JAN-02
PAGE: 1
M1101

<u>SHARES/ PAR VALUE</u>	<u>SECURITY DESCRIPTION</u>	<u>COST</u>	<u>PRICE</u>	<u>MARKET VALUE</u>	<u>UNREALIZED GAIN/LOSS</u>
<u>INVESTMENTS VENTURE CAPITAL</u>					
6,464,775 0000	BENCHMARK CAPITAL PARTNERS II L P	5,380,559.74	0 9038	5,843,141.63	462,581.89
TOTAL INVESTMENTS VENTURE CAPITAL		5,380,559.74		5,843,141.63	462,581.89
TOTAL INVESTMENT		5,380,559.74		5,843,141.63	462,581.89



Mellon Bank, N.A

INVESTMENT DETAIL
31 DECEMBER 2001

RUN DATE: 25-JAN-02
PAGE. 1
M1101

NI F541033
JOHN S AND JAMES L KNIGHT FUND
CM OPPORTUNITY FUND II

<u>SHARES/ PAR VALUE</u>	<u>SECURITY DESCRIPTION</u>	<u>COST</u>	<u>PRICE</u>	<u>MARKET VALUE</u>	<u>UNREALIZED GAIN/LOSS</u>
<u>INVESTMENTS VENTURE CAPITAL</u>					
8,000,000 0000	OAKTREE CAPITAL MANAGEMENT II L P	4,379,960 40	0.8197	6,557,864.00	2,177,903.60
TOTAL INVESTMENTS VENTURE CAPITAL		4,379,960 40		6,557,864 00	2,177,903.60
TOTAL INVESTMENT		4,379,960 40		6,557,864 00	2,177,903.60



Mellon TrustSM

Mellon Bank, N.A

INVESTMENT DETAIL
31 DECEMBER 2001

RUN DATE 25-JAN-02
PAGE 1
M1101

NI F541034
JOHN S AND JAMES L KNIGHT FND
VEREST CAPITAL FRONTIER LTD

<u>SHARES/ PAR VALUE</u>	<u>SECURITY DESCRIPTION</u>	<u>COST</u>	<u>PRICE</u>	<u>MARKET VALUE</u>	<u>UNREALIZED GAIN/LOSS</u>
------------------------------	-----------------------------	-------------	--------------	-------------------------	---------------------------------

* * * NO POSITIONS END OF PERIOD * * *



Mellon Bank, N.A

INVESTMENT DETAIL
31 DECEMBER 2001

RUN DATE 25-JAN-02
PAGE 1
M1101

CHI F541035
JOHN S AND JAMES L KNIGHT FDN
HARBORVEST INT III-DIR INV FD

<u>SHARES/ PAR VALUE</u>	<u>SECURITY DESCRIPTION</u>	<u>COST</u>	<u>PRICE</u>	<u>MARKET VALUE</u>	<u>UNREALIZED GAIN/LOSS</u>
<u>INVESTMENTS VENTURE CAPITAL</u>					
7,683,795 8900	HARBOR VEST INTL PRIVATE EQ PARTNERS III LP	7,594,471 63	0.6945	5,336,918.74	2,257,552.89-
TOTAL INVESTMENTS VENTURE CAPITAL		7,594,471.63		5,336,918.74	2,257,552.89-
TOTAL INVESTMENT		7,594,471 63		5,336,918.74	2,257,552.89-



Mellon Bank, N.A

INVESTMENT DETAIL
31 DECEMBER 2001

RUN DATE 25-JAN-02
PAGE: 1
M1101

CNI F541036
JOHN S AND JAMES L KNIGHT FDN
WHITNEY EQUITY III LP

<u>SHARES/ PAR VALUE</u>	<u>SECURITY DESCRIPTION</u>	<u>COST</u>	<u>PRICE</u>	<u>MARKET VALUE</u>	<u>UNREALIZED GAIN/LOSS</u>
<u>INVESTMENTS VENTURE CAPITAL</u>					
4,959,950 0000	J H WHITNEY III L P	4,355,989.63	0.7888	3,896,879.56	459,110.07-
TOTAL INVESTMENTS VENTURE CAPITAL		4,355,989.63		3,896,879.56	459,110.07-
TOTAL INVESTMENT		4,355,989.63		3,896,879.56	459,110.07-



Mellon Trust

Mellon Bank, N.A

INVESTMENT DETAIL
31 DECEMBER 2001

RUN DATE 25-JAN-02
PAGE 1
M1101

NI F541037
JOHN S AND JAMES L KNIGHT FDN
HICKS, MUSE, TATE, L AMER LP

<u>SHARES/ PAR VALUE</u>	<u>SECURITY DESCRIPTION</u>	<u>COST</u>	<u>PRICE</u>	<u>MARKET VALUE</u>	<u>UNREALIZED GAIN/LOSS</u>
<u>INVESTMENTS VENTURE CAPITAL</u>					
10,873,750 0000	HICKS, MUSE, TATE, L AMER LP	9,519,802 00	0 8264	8,986,926 03	532,875.97-
TOTAL INVESTMENTS VENTURE CAPITAL		9,519,802 00		8,986,926.03	532,875.97-
TOTAL INVESTMENT		9,519,802 00		8,986,926.03	532,875.97-



Mellon Trust

Mellon Bank, N.A

NY F541038
JOHN S & JAMES L KNIGHT FOUNDATION
HARBURVEST INT III-PARTNER FD

INVESTMENT DETAIL
31 DECEMBER 2001

RUN DATE 25-JAN-02
PAGE: 1
M1101

<u>SHARES/ PAR VALUE</u>	<u>SECURITY DESCRIPTION</u>	<u>COST</u>	<u>PRICE</u>	<u>MARKET VALUE</u>	<u>UNREALIZED GAIN/LOSS</u>
<u>INVESTMENTS VENTURE CAPITAL</u>					
5,880,000 0000	HARBURVEST INTL PVT EQ PARTNERS III PARTNERSHIP	5,568,807 00	0.7724	4,541,806 08	1,027,000.92-
TOTAL INVESTMENTS VENTURE CAPITAL		5,568,807 00		4,541,806.08	1,027,000 92-
TOTAL INVESTMENT		5,568,807 00		4,541,806 08	1,027,000 92-



Mellon Trust

Mellon Bank, N.A

NI F541039
OWN S AND JAMES L KNIGHT FD
OLEMAN SWENSON IV LP

INVESTMENT DETAIL
31 DECEMBER 2001

RUN DATE - 25-JAN-02
PAGE 1
H1101

<u>SHARES/ PAR VALUE</u>	<u>SECURITY DESCRIPTION</u>	<u>COST</u>	<u>PRICE</u>	<u>MARKET VALUE</u>	<u>UNREALIZED GAIN/LOSS</u>
<u>INVESTMENTS VENTURE CAPITAL</u>					
8,500,000.0000	COLEMAN SWENSON HOFFMAN BOOTH IV LP	8,500,000.00	0 7133	6,063,730 00	2,436,270.00-
TOTAL INVESTMENTS VENTURE CAPITAL		8,500,000 00		6,063,730 00	2,436,270.00-
TOTAL INVESTMENT		8,500,000 00		6,063,730 00	2,436,270 00-



Mellon Trust

Mellon Bank, N.A

(NI F541040
JOHN S. AND JAMES L. KNIGHT FID
GROTECH V LP

INVESTMENT DETAIL
31 DECEMBER 2001

RUN DATE: 25-JAN-02
PAGE: 1
M1101

<u>SHARES/ PAR VALUE</u>	<u>SECURITY DESCRIPTION</u>	<u>COST</u>	<u>PRICE</u>	<u>MARKET VALUE</u>	<u>UNREALIZED GAIN/LOSS</u>
<u>INVESTMENTS EQUITY</u>					
4,217,643 0000	GROTECH PARTNERS V L P	3,688,003 18	0 7319	3,087,234.54	600,768 64-
TOTAL INVESTMENTS EQUITY		3,688,003 18		3,087,234 54	600,768.64-
TOTAL INVESTMENT		3,688,003 18		3,087,234.54	600,768 64-

ONI F541041
JOHN S AND JAMES L KNIGHT FM
LATIN AMERICA ENTERPRISE II LP

INVESTMENT DETAIL
31 DECEMBER 2001

RUN DATE: 25-JAN-02
PAGE: 1
M1101

<u>SHARES/ PAR VALUE</u>	<u>SECURITY DESCRIPTION</u>	<u>COST</u>	<u>PRICE</u>	<u>MARKET VALUE</u>	<u>UNREALIZED GAIN/LOSS</u>
<u>INVESTMENTS VENTURE CAPITAL</u>					
8,084,817.0000	LATIN AMERICA ENTERPRISE FD II LP	8,084,817.00	0 8578	6,935,907.91	1,148,909 09-
TOTAL INVESTMENTS VENTURE CAPITAL		8,084,817 00		6,935,907.91	1,148,909 09-
TOTAL INVESTMENT		8,084,817 00		6,935,907.91	1,148,909 09-



Mellon TrustSM

Mellon Bank, N.A

NI F541042
JOHN S AND JAMES L KNIGHT FOUNDATION
WELSH CARSON VIII LP

INVESTMENT DETAIL
31 DECEMBER 2001

RUN DATE 25-JAN-02
PAGE 1
M1101

<u>SHARES/ PAR VALUE</u>	<u>SECURITY DESCRIPTION</u>	<u>COST</u>	<u>PRICE</u>	<u>MARKET VALUE</u>	<u>UNREALIZED GAIN/LOSS</u>
<u>INVESTMENTS VENTURE CAPITAL</u>					
9,600,000 0000	WCAS (WELSH CARSON ANDERSON & STOWE) VIII L P	9,600,000.00	0.8333	8,000,611 20	1,599,388 80-
TOTAL INVESTMENTS VENTURE CAPITAL		9,600,000.00		8,000,611 20	1,599,388 80-
TOTAL INVESTMENT		9,600,000.00		8,000,611 20	1,599,388.80-



Mellon TrustSM

Mellon Bank, N.A

INVESTMENT DETAIL
31 DECEMBER 2001

RUN DATE 25-JAN-02
PAGE 1
M1101

NI F541043
DON S AND JAMES L KNIGHT FOUN
RAPER FISHER JURVETSON V

<u>SHARES/ PAR VALUE</u>	<u>SECURITY DESCRIPTION</u>	<u>COST</u>	<u>PRICE</u>	<u>MARKET VALUE</u>	<u>UNREALIZED GAIN/LOSS</u>
<u>INVESTMENTS VENTURE CAPITAL</u>					
13,387,500 0000	DRAPER FISHER ASSOC FUND V L P	12,813,327 22	0 7512	10,057,747 61	2,755,579.61-
TOTAL INVESTMENTS VENTURE CAPITAL		12,813,327 22		10,057,747.61	2,755,579 61-
TOTAL INVESTMENT		12,813,327 22		10,057,747.61	2,755,579.61-



Mellon Trust

Mellon Bank, N.A

INVESTMENT DETAIL
31 DECEMBER 2001

RUN DATE: 25-JAN-02
PAGE 1
M1101

NI F541044
JOHN S AND JAMES L KNIGHT FOUN
IG ASIA OPPORTUNITY FUND LP

<u>SHARES/ PAR VALUE</u>	<u>SECURITY DESCRIPTION</u>	<u>COST</u>	<u>PRICE</u>	<u>MARKET VALUE</u>	<u>UNREALIZED GAIN/LOSS</u>
<u>INVESTMENTS VENTURE CAPITAL</u>					
9,953,362 5000	AIG ASIAN OPPORTUNITY FUND LP	9,361,794 58	0 6427	6,397,702 91	2,964,091.67-
TOTAL INVESTMENTS VENTURE CAPITAL		9,361,794 58		6,397,702 91	2,964,091 67-
TOTAL INVESTMENT		9,361,794 58		6,397,702.91	2,964,091 67-



Mellon Trust

Mellon Bank, N.A

INVESTMENT DETAIL
31 DECEMBER 2001

RUN DATE: 25-JAN-02
PAGE: 1
M1101

MI F541045
JOHN S. AND JAMES L. KNIGHT FO
NORTH BRIDGE VENTURE PTNRS III

<u>SHARES/ PAR VALUE</u>	<u>SECURITY DESCRIPTION</u>	<u>COST</u>	<u>PRICE</u>	<u>MARKET VALUE</u>	<u>UNREALIZED GAIN/LOSS</u>
<u>INVESTMENTS VENTURE CAPITAL</u>					
6,675,000.0000	NORTH BRIDGE VENTURE PARTNERS III L P	6,344,041.41	0.7372	4,921,464.15	1,422,577 26-
TOTAL INVESTMENTS VENTURE CAPITAL		6,344,041 41		4,921,464 15	1,422,577 26-
TOTAL INVESTMENT		6,344,041 41		4,921,464.15	1,422,577 26-



Mellon Trust

Mellon Bank, N.A

MI F541046
JOHN S AND JAMES L KNIGHT FOUN
HIGHFIELDS CAPITAL LTD.

INVESTMENT DETAIL
31 DECEMBER 2001

RUN DATE: 25-JAN-02
PAGE: 1
M1101

<u>SHARES/ PAR VALUE</u>	<u>SECURITY DESCRIPTION</u>	<u>COST</u>	<u>PRICE</u>	<u>MARKET VALUE</u>	<u>UNREALIZED GAIN/LOSS</u>
<u>INVESTMENTS VENTURE CAPITAL</u>					
479,793.0000	HIGHFIELDS CAPITAL CLASS C LTD	479,793 00	1 0000	479,793.00	0 00
24,371,613 0000	HIGHFIELDS CAP CLASS A-1	24,371,611 00	2 1904	53,383,581.12	29,011,970.12
31,987,958 0000	HIGHFIELDS CAP CLASS A-7	31,987,958 00	1 2125	38,785,399.08	6,797,441.08
226,109 0000	HIGHFIELDS CAP CLASS C-3	226,109.00	1 0000	226,109.00	0.00
144,709 0000	HIGHFIELDS CAP CLASS C-4	144,709 00	0.2755	39,880 06	104,828 94-
31,214 0000	HIGHFIELDS CAP CLASS C-5	31,214 00	1.0000	31,214 00	0.00
TOTAL INVESTMENTS VENTURE CAPITAL		57,241,394 00		92,945,976 26	35,704,582.26
TOTAL INVESTMENT		57,241,394 00		92,945,976.26	35,704,582.26



Mellon Bank, N.A

KNI F541047
JOHN S AND JAMES L KNIGHT FOUR
SPINAKER PRIVATE HOLDINGS

INVESTMENT DETAIL
31 DECEMBER 2001

RUN DATE: 25-JAN-02
PAGE 1
M1101

<u>SHARES/ PAR VALUE</u>	<u>SECURITY DESCRIPTION</u>	<u>COST</u>	<u>PRICE</u>	<u>MARKET VALUE</u>	<u>UNREALIZED GAIN/LOSS</u>
------------------------------	-----------------------------	-------------	--------------	-------------------------	---------------------------------

*** NO POSITIONS END OF PERIOD ***



Mellon Trust

Mellon Bank, N.A

INVESTMENT DETAIL
31 DECEMBER 2001

RUN DATE: 25-JAN-02
PAGE 1
M1101

NI FS41048
JOHN S AND JAMES L. KNIGHT FD
PENTA JAPAN FUND

<u>SHARES/ PAR VALUE</u>	<u>SECURITY DESCRIPTION</u>	<u>COST</u>	<u>PRICE</u>	<u>MARKET VALUE</u>	<u>UNREALIZED GAIN/LOSS</u>
<u>INVESTMENTS VENTURE CAPITAL</u>					
25,470 6900	PENTA JAPAN FD L P	35,000,000.00	1,541.1900	39,255,172 72	4,255,172.72
TOTAL INVESTMENTS VENTURE CAPITAL		35,000,000.00		39,255,172 72	4,255,172.72
TOTAL INVESTMENT		35,000,000.00		39,255,172 72	4,255,172.72



Mellon Trust

Mellon Bank, N.A

CNI F541049
JOHN S AND JAMES L KNIGHT FNDN
SPECTRUM EQUITY III

INVESTMENT DETAIL
31 DECEMBER 2001

RUN DATE: 25-JAN-02
PAGE: 1
M1101

<u>SHARES/ PAR VALUE</u>	<u>SECURITY DESCRIPTION</u>	<u>COST</u>	<u>PRICE</u>	<u>MARKET VALUE</u>	<u>UNREALIZED GAIN/LOSS</u>
<u>INVESTMENTS VENTURE CAPITAL</u>					
3,825,000 0000	SPECTRUM EQUITY INVESTORS III LP	3,472,102.91	0 3949	1,510,729.65	1,961,373.26-
TOTAL INVESTMENTS VENTURE CAPITAL		3,472,102.91		1,510,729.65	1,961,373.26-
TOTAL INVESTMENT		3,472,102.91		1,510,729.65	1,961,373.26-



Mellon Trust

Mellon Bank, N.A

(MI F541050
JOHN S AND JAMES L KNIGHT FNDN
BENCHMARK CAPITAL PARTNERS III

INVESTMENT DETAIL
31 DECEMBER 2001

RUN DATE 25-JAN-02
PAGE: 1
M1101

<u>SHARES/ PAR VALUE</u>	<u>SECURITY DESCRIPTION</u>	<u>COST</u>	<u>PRICE</u>	<u>MARKET VALUE</u>	<u>UNREALIZED GAIN/LOSS</u>
<u>INVESTMENTS VENTURE CAPITAL</u>					
6,200,400 0000	BENCHMARK CAP PARTNERS III LP	5,960,050 64	1.2808	7,941,540 52	1,981,489 88
TOTAL INVESTMENTS VENTURE CAPITAL		5,960,050 64		7,941,540 52	1,981,489.88
TOTAL INVESTMENT		5,960,050.64		7,941,540 52	1,981,489.88



Mellon Trust

Mellon Bank, N.A

(NI F541051
(NIGHT FOUNDATION
CERBERUS ASIA PARTNERS LP

INVESTMENT DETAIL
31 DECEMBER 2001

RUN DATE: 25-JAN-02
PAGE:
M1101

<u>SHARES/ PAR VALUE</u>	<u>SECURITY DESCRIPTION</u>	<u>COST</u>	<u>PRICE</u>	<u>MARKET VALUE</u>	<u>UNREALIZED GAIN/LOSS</u>
<u>INVESTMENTS VENTURE CAPITAL</u>					
5,867,500 0000	CERBERUS ASIA PARTNERS L P	5,867,500 00	1 5860	9,306,412.41	3,438,912 41
TOTAL INVESTMENTS VENTURE CAPITAL		5,867,500 00		9,306,412 41	3,438,912.41
TOTAL INVESTMENT		5,867,500.00		9,306,412 41	3,438,912.41



Mellon Trust

Mellon Bank, N.A

INVESTMENT DETAIL
31 DECEMBER 2001

RUN DATE 25-JAN-02
PAGE 1
M1101

KNI F541052
KNIGHT FOUNDATION
REALTY ASSOCIATES FUND V LP

<u>SHARES/ PAR VALUE</u>	<u>SECURITY DESCRIPTION</u>	<u>COST</u>	<u>PRICE</u>	<u>MARKET VALUE</u>	<u>UNREALIZED GAIN/LOSS</u>
<u>INVESTMENTS VENTURE CAPITAL</u>					
13,101,088 0000	REALTY ASSOC FUND V LP	13,101,088.00	1 0168	13,321,461.40	220,373.40
TOTAL INVESTMENTS VENTURE CAPITAL		13,101,088.00		13,321,461.40	220,373.40
TOTAL INVESTMENT		13,101,088.00		13,321,461.40	220,373.40



Mellon Bank, N.A

NI F541053
KNIGHT FOUNDATION
MERITECH CAPITAL PARTNERS

INVESTMENT DETAIL
31 DECEMBER 2001

RUN DATE 25-JAN-02
PAGE: 1
M1101

<u>SHARES/ PAR VALUE</u>	<u>SECURITY DESCRIPTION</u>	<u>COST</u>	<u>PRICE</u>	<u>MARKET VALUE</u>	<u>UNREALIZED GAIN/LOSS</u>
<u>INVESTMENTS VENTURE CAPITAL</u>					
13,350,000 0000	MERITECH CAPITAL PARTNERS LP	11,392,531.94	0.3799	5,071,918.65	6,320,613.29-
TOTAL INVESTMENTS VENTURE CAPITAL		11,392,531.94		5,071,918.65	6,320,613.29-
TOTAL INVESTMENT		11,392,531.94		5,071,918.65	6,320,613.29-



Mellon Trust

Mellon Bank, N.A

NI F541054
KNIGHT FOUNDATION
DOVER STREET IV

INVESTMENT DETAIL
31 DECEMBER 2001

RUN DATE: 25-JAN-02
PAGE 1
M1101

<u>SHARES/ PAR VALUE</u>	<u>SECURITY DESCRIPTION</u>	<u>COST</u>	<u>PRICE</u>	<u>MARKET VALUE</u>	<u>UNREALIZED GAIN/LOSS</u>
<u>INVESTMENTS VENTURE CAPITAL</u>					
6,315,075 3400	DOVER STREET IV LP	6,315,075 34	0 8699	5,493,957 67	821,117 67-
TOTAL INVESTMENTS VENTURE CAPITAL		6,315,075.34		5,493,957 67	821,117 67-
TOTAL INVESTMENT		6,315,075.34		5,493,957 67	821,117 67-



Mellon Trust

Mellon Bank, N.A

INVESTMENT DETAIL
31 DECEMBER 2001

RUN DATE: 25-JAN-02
PAGE 1
H1101

NI F541055
KNIGHT FOUNDATION
LOWERS INVESTMENT PARTNERSHIP

<u>SHARES/ PAR VALUE</u>	<u>SECURITY DESCRIPTION</u>	<u>COST</u>	<u>PRICE</u>	<u>MARKET VALUE</u>	<u>UNREALIZED GAIN/LOSS</u>
<u>INVESTMENTS VENTURE CAPITAL</u>					
1,158,552 0000	FLOWERS INVESTMENT PARTNERSHIP	826,335.64	0 6430	745,012.66	81,322.98-
TOTAL INVESTMENTS VENTURE CAPITAL		826,335.64		745,012.66	81,322.98-
TOTAL INVESTMENT		826,335.64		745,012.66	81,322.98-



Mellon Trust

Mellon Bank, N.A

INVESTMENT DETAIL
31 DECEMBER 2001

RUN DATE: 25-JAN-02
PAGE: 1
M1101

CNI F541054
KNIGHT FOUNDATION
ACH OF RUSSELF1000 STOCK IND

<u>SHARES/ PAR VALUE</u>	<u>SECURITY DESCRIPTION</u>	<u>COST</u>	<u>PRICE</u>	<u>MARKET VALUE</u>	<u>UNREALIZED GAIN/LOSS</u>
------------------------------	-----------------------------	-------------	--------------	-------------------------	---------------------------------

*** NO POSITIONS END OF PERIOD ***



Mellon TrustSM

Mellon Bank, N.A

INVESTMENT DETAIL
31 DECEMBER 2001

RUN DATE: 25-JAN-02
PAGE: 1
M1101

NI F541057
NIGHT FOUNDATION
RAPER FISHER JURVETSON FD VI

<u>SHARES/ PAR VALUE</u>	<u>SECURITY DESCRIPTION</u>	<u>COST</u>	<u>PRICE</u>	<u>MARKET VALUE</u>	<u>UNREALIZED GAIN/LOSS</u>
<u>INVESTMENTS VENTURE CAPITAL</u>					
5,925,000.0000	DRAPER FISHER ASSOC FD VI LP	5,925,000.00	0 7268	4,306,870 65	1,618,129.35-
TOTAL INVESTMENTS VENTURE CAPITAL		5,925,000 00		4,306,870.65	1,618,129.35-
TOTAL INVESTMENT		5,925,000 00		4,306,870 65	1,618,129 35-



Mellon Bank, N.A

KNI F541058
KNIGHT FOUNDATION
OCH OPPORTUNITIES FUND III LP

INVESTMENT DETAIL
31 DECEMBER 2001

RUN DATE 25-JAN-02
PAGE 1
M1101

<u>SHARES/ PAR VALUE</u>	<u>SECURITY DESCRIPTION</u>	<u>COST</u>	<u>PRICE</u>	<u>MARKET VALUE</u>	<u>UNREALIZED GAIN/LOSS</u>
<u>INVESTMENTS VENTURE CAPITAL</u>					
5,250,000 0000	OAKTREE CAPITAL MGMT III LP	5,000,000 00	1.0132	5,319,447.00	319,447.00
TOTAL INVESTMENTS VENTURE CAPITAL		5,000,000.00		5,319,447.00	319,447.00
TOTAL INVESTMENT		5,000,000.00		5,319,447.00	319,447 00



Mellon Bank, N.A

KNI F541059
KNIGHT FOUNDATION
N BRIDGE VENTURE PARTN IV LP

INVESTMENT DETAIL
31 DECEMBER 2001

RUN DATE 25-JAN-02
PAGE 1
M1101

<u>SHARES/ PAR VALUE</u>	<u>SECURITY DESCRIPTION</u>	<u>COST</u>	<u>PRICE</u>	<u>MARKET VALUE</u>	<u>UNREALIZED GAIN/LOSS</u>
<u>INVESTMENTS VENTURE CAPITAL</u>					
7,650,000 0000	NORTH BRIDGE VEN PRNRS IV ALP	7,503,140 87	0.9364	7,164,072 00	339,068 87-
TOTAL INVESTMENTS VENTURE CAPITAL		7,503,140.87		7,164,072.00	339,068.87-
TOTAL INVESTMENT		7,503,140 87		7,164,072 00	339,068.87-



Mellon Bank, N.A

MI F541060
KNIGHT FOUNDATION
BENCHMARK CAPITAL PARTN IV LP

INVESTMENT DETAIL
31 DECEMBER 2001

RUN DATE: 25-JAN-02
PAGE: 1
M1101

<u>SHARES/ PAR VALUE</u>	<u>SECURITY DESCRIPTION</u>	<u>COST</u>	<u>PRICE</u>	<u>MARKET VALUE</u>	<u>UNREALIZED GAIN/LOSS</u>
<u>INVESTMENTS VENTURE CAPITAL</u>					
8,250,000 0000	BENCHMARK CAPITAL PRTRRS IV LP	7,690,648 20	1 0794	8,905,206.75	1,214,558 55
TOTAL INVESTMENTS VENTURE CAPITAL		7,690,648 20		8,905,206.75	1,214,558 55
TOTAL INVESTMENT		7,690,648 20		8,905,206.75	1,214,558 55



Mellon TrustSM

Mellon Bank, N.A

INVESTMENT DETAIL
31 DECEMBER 2001

RUN DATE 25-JAN-02
PAGE 1
M1101

41 F541061
KNIGHT FOUNDATION
-STAR CAPITAL PARTNERS IV LP

<u>SHARES/ PAR VALUE</u>	<u>SECURITY DESCRIPTION</u>	<u>COST</u>	<u>PRICE</u>	<u>MARKET VALUE</u>	<u>UNREALIZED GAIN/LOSS</u>
<u>INVESTMENTS VENTURE CAPITAL</u>					
1,855,193 8500	VESTAR CAPITAL PARTNERS IV	1,829,861 35	0.9048	1,678,644 33	151,217 02-
TOTAL INVESTMENTS VENTURE CAPITAL		1,829,861 35		1,678,644 33	151,217.02-
TOTAL INVESTMENT		1,829,861 35		1,678,644.33	151,217.02-



Mellon TrustSM

Mellon Bank, N.A

INVESTMENT DETAIL
31 DECEMBER 2001

RUN DATE - 25-JAN-02
PAGE: 1
H1101

NI FS41062
KNIGHT FOUNDATION
AK INVESTMENT PARTNERS IX LP

<u>SHARES/ PAR VALUE</u>	<u>SECURITY DESCRIPTION</u>	<u>COST</u>	<u>PRICE</u>	<u>MARKET VALUE</u>	<u>UNREALIZED GAIN/LOSS</u>
<u>INVESTMENTS VENTURE CAPITAL</u>					
6,838,000.0000	OAK INV PARTNERS IX LP	6,550,602 00	0 5738	3,924,034.17	2,626,567.83-
TOTAL INVESTMENTS VENTURE CAPITAL		6,550,602 00		3,924,034.17	2,626,567.83-
TOTAL INVESTMENT		6,550,602 00		3,924,034.17	2,626,567 83-



Mellon TrustSM

Mellon Bank, N.A

INVESTMENT DETAIL
31 DECEMBER 2001

RUN DATE 25-JAN-02
PAGE 1
M1101

NI F541063
NIGHT FOUNDATION
F-TIPS

<u>SHARES/ PAR VALUE</u>	<u>SECURITY DESCRIPTION</u>	<u>COST</u>	<u>PRICE</u>	<u>MARKET VALUE</u>	<u>UNREALIZED GAIN/LOSS</u>
<u>INVESTMENTS FIXED INCOME SECURITIES</u>					
97,295,400 0000	US TREASURY INFLATION INDEX BD 3 875Z 04/15/2029 DD 04/15/98	97,295,400.00	106.5000	103,619,601 00	6,324,201.00
33,651,300.0000	US TREASURY INFLATION INDEX NT 3.375Z 01/15/2007 DD 01/15/97	33,651,300 00	100.2500	33,735,428 25	84,128.25
TOTAL INVESTMENTS FIXED INCOME SECURITIES		130,946,700 00		137,355,029.25	6,408,329.25
TOTAL INVESTMENT		130,946,700 00		137,355,029.25	6,408,329.25



Mellon Bank, N.A

INVESTMENT DETAIL
31 DECEMBER 2001

RUN DATE: 25-JAN-02
PAGE: 1
M1101

INI F541064
KNIGHT FOUNDATION
NEW ENTERPRISES ASSOCIATES IX

<u>SHARES/ PAR VALUE</u>	<u>SECURITY DESCRIPTION</u>	<u>COST</u>	<u>PRICE</u>	<u>MARKET VALUE</u>	<u>UNREALIZED GAIN/LOSS</u>
<u>INVESTMENTS VENTURE CAPITAL</u>					
2,700,000 0000	NEW ENTERPRISE ASSOCIATES 9 LP	2,685,771 22	1 1230	3,032,278.20	346,506 98
TOTAL INVESTMENTS VENTURE CAPITAL		2,685,771 22		3,032,278.20	346,506.98
TOTAL INVESTMENT		2,685,771 22		3,032,278.20	346,506 98



Mellon Bank, N.A

NI F541065
KNIGHT FOUNDATION
POLARIS VENTURE PARTNERS

INVESTMENT DETAIL
31 DECEMBER 2001

RUN DATE: 25-JAN-02
PAGE 1
M1101

<u>SHARES/ PAR VALUE</u>	<u>SECURITY DESCRIPTION</u>	<u>COST</u>	<u>PRICE</u>	<u>MARKET VALUE</u>	<u>UNREALIZED GAIN/LOSS</u>
<u>INVESTMENTS VENTURE CAPITAL</u>					
4,800,000.0000	POLARIS VENTURE PTNRS III LP	4,698,519.00	0.7594	3,645,595.20	1,052,923.80-
TOTAL INVESTMENTS VENTURE CAPITAL		4,698,519.00		3,645,595.20	1,052,923.80-
TOTAL INVESTMENT		4,698,519.00		3,645,595.20	1,052,923.80-



Mellon Bank, N.A

KNI F541066
KNIGHT FOUNDATION
ATLAS VENTURE FUND V, LP

INVESTMENT DETAIL
31 DECEMBER 2001

RUN DATE: 25-JAN-02
PAGE 1
M1101

<u>SHARES/ PAR VALUE</u>	<u>SECURITY DESCRIPTION</u>	<u>COST</u>	<u>PRICE</u>	<u>MARKET VALUE</u>	<u>UNREALIZED GAIN/LOSS</u>
<u>INVESTMENTS VENTURE CAPITAL</u>					
5,722,200.0000	ATLAS VENTURE FUND V LP	5,722,200.00	0.6044	3,458,680.79	2,263,519.21-
TOTAL INVESTMENTS VENTURE CAPITAL		5,722,200.00		3,458,680.79	2,263,519.21-
TOTAL INVESTMENT		5,722,200.00		3,458,680.79	2,263,519.21-



Mellon Bank, N.A

KNI F541067
KNIGHT FOUNDATION
SATELLITE ASSET MANAGEMENT LP

INVESTMENT DETAIL
31 DECEMBER 2001

RUN DATE: 25-JAN-02
PAGE: 1
M1101

<u>SHARES/ PAR VALUE</u>	<u>SECURITY DESCRIPTION</u>	<u>COST</u>	<u>PRICE</u>	<u>MARKET VALUE</u>	<u>UNREALIZED GAIN/LOSS</u>
<u>INVESTMENTS EQUITY</u>					
47,482 2440	SATELLITE OVERSEAS FUND LTD	50,000,000 00	1,297.1365	61,590,951.79	11,590,951.79
TOTAL INVESTMENTS EQUITY		50,000,000 00		61,590,951 79	11,590,951.79
TOTAL INVESTMENT		50,000,000 00		61,590,951 79	11,590,951.79



Mellon Trust

Mellon Bank, N.A

INVESTMENT DETAIL
31 DECEMBER 2001

RUN DATE - 25-JAN-02
PAGE: 1
M1101

INI F541068
KNIGHT FOUNDATION
KCN RUSSELL 1000 VALUE INDEX

SHARES/ PAR VALUE	SECURITY DESCRIPTION	COST	PRICE	MARKET VALUE	UNREALIZED GAIN/LOSS
<u>INVESTMENTS CASH EQUIVALENTS</u>					
109 8800	KNIGHT FOUNDATION PROPRIETARY VAR RT 12/31/209900 08/23/94	109 88	1.0000	109 88	0.00
TOTAL INVESTMENTS CASH EQUIVALENTS		109.88		109.88	0.00
<u>INVESTMENTS MASTER TRUST PARTICIPATION</u>					
1,087,901.0000	CF LARGE CAP VALUE STK INDEX FD MASTER TRUST UT	104,381,341 19	99.6788	108,440,758.67	4,059,417.48
TOTAL INVESTMENTS MASTER TRUST PARTICIPATION		104,381,341.19		108,440,758.67	4,059,417.48
TOTAL INVESTMENT		104,381,451.07		108,440,868.55	4,059,417.48



Mellon Bank, N.A

KNI F541069
KNIGHT FOUNDATION
SPECTRUM EQUITY IV LP

INVESTMENT DETAIL
31 DECEMBER 2001

RUN DATE: 25-JAN-02
PAGE: 1
M1101

<u>SHARES/ PAR VALUE</u>	<u>SECURITY DESCRIPTION</u>	<u>COST</u>	<u>PRICE</u>	<u>MARKET VALUE</u>	<u>UNREALIZED GAIN/LOSS</u>
<u>INVESTMENTS VENTURE CAPITAL</u>					
825,000.0000	SPECTRUM EQUITY IV LP	825,000.00	0.7391	609,825.15	215,174.85-
TOTAL INVESTMENTS VENTURE CAPITAL		825,000.00		609,825.15	215,174.85-
TOTAL INVESTMENT		825,000.00		609,825.15	215,174.85-



Mellon Bank, N.A

KNI F541070
KNIGHT FOUNDATION
THOMAS H LEE EQUITY FUND V LP

INVESTMENT DETAIL
31 DECEMBER 2001

RUN DATE: 25-JAN-02
PAGE: 1
M1101

<u>SHARES/ PAR VALUE</u>	<u>SECURITY DESCRIPTION</u>	<u>COST</u>	<u>PRICE</u>	<u>MARKET VALUE</u>	<u>UNREALIZED GAIN/LOSS</u>
<u>INVESTMENTS VENTURE CAPITAL</u>					
1,374,956.0000	THOMAS H LEE EQUITY FD V LP	1,365,938.00	0.8858	1,217,978.65	147,959.35-
TOTAL INVESTMENTS VENTURE CAPITAL		1,365,938.00		1,217,978.65	147,959.35-
TOTAL INVESTMENT		1,365,938.00		1,217,978.65	147,959.35-



Mellon Bank, N.A

CNT F541071
 KNIGHT FOUNDATION
 BC EUROPEAN CAPITAL VII LP

INVESTMENT DETAIL BY CURRENCY
 31 DECEMBER 2001

RUN DATE: 25-JAN-02
 PAGE 1
 61151
 BASE CURRENCY: USD

SECURITY DESCRIPTION (FX RATE, LOCAL TO BASE)	SHARES/PAR VALUE/ LOCAL PRICE/ BASE PRICE	LOCAL COST/ BASE COST	LOCAL MARKET VALUE/ BASE MARKET VALUE	PCT OF TOTAL	UNREALIZED CURRENCY GAIN/LOSS IN BASE CURRENCY	UNREALIZED INVESTMENT GAIN/LOSS IN LOCAL/BASE CURRENCY
EURO CURRENCY UNIT	0.890400000					
<u>VENTURE CAPITAL</u>						
BC EUROPEAN CAPITAL VII	3,659,950 0000 0 856668 0 762777	3,084,271.16 2,770,776.51	3,135,362.05 2,791,726.37	100 X	24,948.00-	51,090.89 45,897.86
TOTAL VENTURE CAPITAL		3,084,271.16 2,770,776.51	3,135,362.05 2,791,726.37	100 X	24,948.00-	51,090.89 45,897.86
TOTAL EURO CURRENCY UNIT		3,084,271.16 2,770,776.51	3,135,362.05 2,791,726.37	100 X	24,948.00-	51,090.89 45,897.86
<u>TOTAL INVESTMENTS</u>		2,770,776.51	2,791,726.37		24,948.00-	45,897.86



Mellon Bank, N.A

INVESTMENT DETAIL
31 DECEMBER 2001

RUN DATE: 25-JAN-02
PAGE: 1
M1101

KNI F541072
KNIGHT FOUNDATION
BENCHMARK EUROPE I, L.P

<u>SHARES/ PAR VALUE</u>	<u>SECURITY DESCRIPTION</u>	<u>COST</u>	<u>PRICE</u>	<u>MARKET VALUE</u>	<u>UNREALIZED GAIN/LOSS</u>
<u>INVESTMENTS VENTURE CAPITAL</u>					
1,125,000 0000	BENCHMARK EUROPE I LP	1,125,000 00	0 7805	878,068 13	246,931.87-
TOTAL INVESTMENTS VENTURE CAPITAL		1,125,000.00		878,068 13	246,931.87-
TOTAL INVESTMENT		1,125,000.00		878,068.13	246,931.87-



Mellon Bank, N.A

CNI F541073
KNIGHT FOUNDATION
MERITECH CAPITAL PARTNERS II

INVESTMENT DETAIL
31 DECEMBER 2001

RUN DATE 25-JAN-02
PAGE 1
M1101

<u>SHARES/ PAR VALUE</u>	<u>SECURITY DESCRIPTION</u>	<u>COST</u>	<u>PRICE</u>	<u>MARKET VALUE</u>	<u>UNREALIZED GAIN/LOSS</u>
<u>INVESTMENTS VENTURE CAPITAL</u>					
750,000.0000	MERITECH CAPITAL PTRNS II LP	750,000.00	0.8267	620,099.25	129,900.75-
TOTAL INVESTMENTS VENTURE CAPITAL		750,000.00		620,099.25	129,900.75-
TOTAL INVESTMENT		750,000.00		620,099.25	129,900.75-



Mellon Trust

Mellon Bank, N.A.

ONI F541074
KNIGHT FOUNDATION
WCAS IX LP

INVESTMENT DETAIL
31 DECEMBER 2001

RUN DATE: 25-JAN-02
PAGE 1
H1101

<u>SHARES/ PAR VALUE</u>	<u>SECURITY DESCRIPTION</u>	<u>COST</u>	<u>PRICE</u>	<u>MARKET VALUE</u>	<u>UNREALIZED GAIN/LOSS</u>
<u>INVESTMENTS VENTURE CAPITAL</u>					
2,200,000.0000	WCAS IX L P	2,200,000 00	0.6780	1,491,765 00	708,235 00-
TOTAL INVESTMENTS VENTURE CAPITAL		2,200,000 00		1,491,765 00	708,235.00-
TOTAL INVESTMENT		2,200,000 00		1,491,765 00	708,235 00-



Mellon Bank, N.A

KMI F541075
KNIGHT FOUNDATION
AMERICAN VEN PROPERTY FND LP

INVESTMENT DETAIL
31 DECEMBER 2001

RUN DATE: 25-JAN-02
PAGE: 1
M1101

<u>SHARES/ PAR VALUE</u>	<u>SECURITY DESCRIPTION</u>	<u>COST</u>	<u>PRICE</u>	<u>MARKET VALUE</u>	<u>UNREALIZED GAIN/LOSS</u>
<u>INVESTMENTS VENTURE CAPITAL</u>					
6,986,000 0000	AMERICAN VEN PROPERTY FD LP	6,986,000.00	1.0710	7,482,585.84	496,585.84
TOTAL INVESTMENTS VENTURE CAPITAL		6,986,000 00		7,482,585.84	496,585 84
TOTAL INVESTMENT		6,986,000 00		7,482,585.84	496,585 84



Mellon Bank, N.A

CMI F541076
KNIGHT FOUNDATION
TA IX

INVESTMENT DETAIL
31 DECEMBER 2001

RUN DATE: 25-JAN-02
PAGE 1
H1101

<u>SHARES/ PAR VALUE</u>	<u>SECURITY DESCRIPTION</u>	<u>COST</u>	<u>PRICE</u>	<u>MARKET VALUE</u>	<u>UNREALIZED GAIN/LOSS</u>
<u>INVESTMENTS VENTURE CAPITAL</u>					
925,000.0000	TA IX, L P.	925,000.00	0.9110	842,747.15	82,252.85-
TOTAL INVESTMENTS VENTURE CAPITAL		925,000.00		842,747.15	82,252.85-
TOTAL INVESTMENT		925,000.00		842,747.15	82,252.85-



Mellon Trust

Mellon Bank, N.A

KNI F541077
KNIGHT FOUNDATION
DRAPER FISHER JURVETSON VII

INVESTMENT DETAIL
31 DECEMBER 2001

RUN DATE 25-JAN-02
PAGE: 1
H1101

<u>SHARES/ PAR VALUE</u>	<u>SECURITY DESCRIPTION</u>	<u>COST</u>	<u>PRICE</u>	<u>MARKET VALUE</u>	<u>UNREALIZED GAIN/LOSS</u>
<u>INVESTMENTS VENTURE CAPITAL</u>					
937,500 0000	DRAPER FISHER JURVETSON FUND VI LP	937,500.00	0 8425	789,885 94	147,614.06-
TOTAL INVESTMENTS VENTURE CAPITAL		937,500 00		789,885 94	147,614.06-
TOTAL INVESTMENT		937,500 00		789,885 94	147,614.06-



Mellon Bank, N.A

KNI FS41078
KNIGHT FOUNDATION
CADUCESUS PRIVATE INVESTMENTS

INVESTMENT DETAIL
31 DECEMBER 2001

RUN DATE: 25-JAN-02
PAGE: 1
M1101

<u>SHARES/ PAR VALUE</u>	<u>SECURITY DESCRIPTION</u>	<u>COST</u>	<u>PRICE</u>	<u>MARKET VALUE</u>	<u>UNREALIZED GAIN/LOSS</u>
<u>INVESTMENTS VENTURE CAPITAL</u>					
3,391,975.8100	CADUCESUS PRIVATE INV	3,391,975.81	1.2503	4,241,133.21	849,157.40
TOTAL INVESTMENTS VENTURE CAPITAL		3,391,975.81		4,241,133.21	849,157.40
TOTAL INVESTMENT		3,391,975.81		4,241,133.21	849,157.40



Mellon Bank, N.A

KNI F541079
KNIGHT FOUNDATION
MBA L/B INTERMEDIATE GOVT INDX

INVESTMENT DETAIL
31 DECEMBER 2001

RUN DATE: 25-JAN-02
PAGE: 1
M1101

SHARES/ PAR VALUE	SECURITY DESCRIPTION	COST	PRICE	MARKET VALUE	UNREALIZED GAIN/LOSS
INVESTMENTS FIXED INCOME SECURITIES					
350,000.0000	FEDERAL HOME LN BK COMS BDS 5.800Z 09/02/2008 DD 09/02/98	321,422.50	102.2660	357,931.00	36,508.50
500,000.0000	FEDERAL HOME LN MTC CORP DEBS 7.100Z 04/10/2007 DD 04/10/97	536,562.50	109.9690	549,845.00	13,282.50
350,000.0000	FEDERAL HOME LN MTC CORP DEBS 5.750Z 03/15/2009 DD 03/12/99	330,424.50	101.8280	356,398.00	25,973.50
100,000.0000	FEDERAL HOME LN MTC CORP DEBS 6.450Z 04/29/2009 DD 04/29/99	99,490.00	101.0240	101,024.00	1,534.00
1,500,000.0000	FEDERAL HOME LN MTC CORP DEBS 6.625Z 09/15/2009 DD 09/16/99	1,528,035.00	106.5470	1,598,205.00	70,170.00
500,000.0000	FEDERAL HOME LN MTC DEBS 6.875Z 09/15/2010 DD 09/22/00	540,976.56	107.8509	539,254.95	1,721.61-
3,000,000.0000	FEDERAL HOME LN MTC CORP DEBS 5.250Z 01/15/2006 DD 01/16/01	3,000,141.38	102.1560	3,064,680.00	64,538.62
400,000.0000	FEDERAL HOME LN MTC CORP MTN 5.875Z 03/21/2011 DD 03/21/01	387,800.00	98.8280	395,312.00	7,512.00
450,000.0000	FEDERAL NATL MTC ASSN DEBS 5.250Z 01/15/2009 DD 01/11/99	410,278.50	99.0780	445,851.00	35,572.50
700,000.0000	FEDERAL NATL MTC ASSN DEBS 6.500Z 04/29/2009 DD 04/29/99	666,554.00	101.3950	709,765.00	43,211.00

KNI F541079
KNIGHT FOUNDATION
MBA L/B INTERMEDIATE GOVT INDX

INVESTMENT DETAIL
31 DECEMBER 2001

RUN DATE: 25-JAN-02
PAGE: 2
M1101

SHARES/ PAR VALUE	SECURITY DESCRIPTION	COST	PRICE	MARKET VALUE	UNREALIZED GAIN/LOSS
300,000.0000	FEDERAL NATL MTC ASSN DEBS 7.250Z 01/15/2010 DD 1/14/2000	316,195.31	110.4530	331,359.00	15,163.69
2,150,000.0000	FEDERAL NATL MTC ASSN MTN 7.000Z 07/15/2005 DD 07/14/00	2,188,743.00	108.4060	2,330,729.00	141,986.00
3,500,000.0000	FEDERAL NATL MTC ASSN DEBS 6.625Z 10/15/2007 DD 10/13/00	3,553,867.19	107.8750	3,775,625.00	221,757.81
150,000.0000	FEDERAL NATL MTC ASSN DEBS 6.625Z 11/15/2010 DD 11/03/00	161,683.65	106.2810	159,421.50	2,262.15-
700,000.0000	FEDERAL NATL MTC ASSN DEBS 6.250Z 02/01/2011 DD 02/01/01	739,008.00	101.5780	711,046.00	27,962.00-
1,000,000.0000	FEDERAL NATL MTC ASSN DEBS 5.250Z 06/15/2006 DD 06/22/01	998,540.00	101.8280	1,018,280.00	19,740.00
1,000,000.0000	U S TREASURY BONDS 10.375Z 11/15/2009 DD 11/15/79	1,148,632.81	117.4220	1,174,220.00	25,587.19
2,500,000.0000	U S TREASURY BONDS 11.750Z 02/15/2010 DD 02/15/80	3,117,187.50	122.2970	3,057,425.00	59,762.50-
200,000.0000	U S TREASURY BONDS 10.000Z 05/15/2010 DD 05/15/80	230,656.25	118.1250	236,250.00	5,593.75
400,000.0000	U S TREASURY BONDS 12.750Z 11/15/2010 DD 11/17/80	551,703.12	129.9840	519,936.00	31,767.12-
750,000.0000	U S TREASURY BONDS 9.375Z 02/15/2006 DD 01/15/86	866,718.75	119.1870	893,902.50	27,183.75



Mellon Bank, N A

KNI F541079
KNIGHT FOUNDATION
MBA L/B INTERMEDIATE GOVT INDX

INVESTMENT DETAIL
31 DECEMBER 2001

RUN DATE 25-JAN-02
PAGE 3
M1101

<u>SHARES/ PAR VALUE</u>	<u>SECURITY DESCRIPTION</u>	<u>COST</u>	<u>PRICE</u>	<u>MARKET VALUE</u>	<u>UNREALIZED GAIN/LOSS</u>
230,000 0000	U S TREASURY NOTES 07 500Z 02/15/2005 DD 02/15/95	238,085 94	110 6090	254,400.70	16,314 76
1,000,000 0000	U S TREASURY NOTES 06 500Z 08/15/2005 DD 08/15/95	994,062 50	108 1870	1,081,870 00	87,807.50
2,300,000 0000	U S TREASURY NOTES 06 875Z 05/15/2006 DD 05/15/96	2,517,332 03	110 0000	2,530,000.00	12,667.97
1,000,000.0000	U S TREASURY NOTES 07.000Z 07/15/2006 DD 07/15/96	1,071,162.11	110 5620	1,105,620.00	34,457 89
3,320,000 0000	U S TREASURY NOTES 05 625Z 05/15/2008 DD 05/15/98	3,361,649 99	104 7660	3,478,231.20	116,581.21
2,000,000 0000	U S TREASURY NOTES 4 750Z 11/15/2008 DD 11/16/98	1,979,687 50	99 5620	1,991,240.00	11,552 50
970,000 0000	U S TREASURY NOTES 05 750Z 08/15/2010 DD 08/15/00	993,976 95	104 9060	1,017,588.20	23,611.25
3,700,000 0000	U S TREASURY NOTES 05 000Z 02/15/2011 DD 02/15/01	3,795,535 15	99 6250	3,686,125 00	109,410 15-
TOTAL INVESTMENTS FIXED INCOME SECURITIES		36,646,112 69		37,471,535 05	825,422 36
TOTAL INVESTMENT		36,646,112 69		37,471,535.05	825,422 36



Mellon Bank, N.A.

KNI F541080
KNIGHT FOUNDATION
CROTECH PARTNERS VI, LP

INVESTMENT DETAIL
31 DECEMBER 2001

RUN DATE: 25-JAN-02
PAGE: 1
M1101

<u>SHARES/ PAR VALUE</u>	<u>SECURITY DESCRIPTION</u>	<u>COST</u>	<u>PRICE</u>	<u>MARKET VALUE</u>	<u>UNREALIZED GAIN/LOSS</u>
<u>INVESTMENTS VENTURE CAPITAL</u>					
438,901 0000	CROTECH PARTNERS VI LP	438,901.00	0.6019	264,182.85	174,718.15-
TOTAL INVESTMENTS VENTURE CAPITAL		438,901.00		264,182.85	174,718.15-
TOTAL INVESTMENT		438,901 00		264,182.85	174,718.15-



Mellon Trust

Mellon Bank, N.A

KMI F541081
KNIGHT FOUNDATION
OZ OVERSEAS FUND, LTD

INVESTMENT DETAIL
31 DECEMBER 2001

RUN DATE: 25-JAN-02
PAGE: 1
H1101

<u>SHARES/ PAR VALUE</u>	<u>SECURITY DESCRIPTION</u>	<u>COST</u>	<u>PRICE</u>	<u>MARKET VALUE</u>	<u>UNREALIZED GAIN/LOSS</u>
<u>INVESTMENTS VENTURE CAPITAL</u>					
71.3680	OZ OVERSEAS FUND C/16	71,367.89	1,016 7109	72,560.63	1,192.74
71.3680	OZ OVERSEAS FUND C/17	71,367.89	912.9530	65,155.63	6,212.26
20 6430	OZ OVERSEAS FUND C/18	20,642.71	1,006.9999	20,787.50	144.79
21 9460	OZ OVERSEAS FUND C/19	21,945 84	1,006 9999	22,099.62	153.78
8.1980	OZ OVERSEAS FUND C/14	8,198.00	1,007 0004	8,255.39	57 39
44.6640	OZ OVERSEAS FUND C/20	44,664 00	1,007 0000	44,976.65	312.65
49,747 3630	OZ OVERSEAS FUND A/148	49,750,359 95	1,083 8350	53,917,934.62	4,167,574.67
30 1620	OZ OVERSEAS FUND C/21	30,162.00	1,006.9998	30,373.13	211.13
TOTAL INVESTMENTS VENTURE CAPITAL		50,018,708.28		54,182,143 17	4,163,434.89
TOTAL INVESTMENT		50,018,708 28		54,182,143 17	4,163,434.89



Mellon Trust

Mellon Bank, N.A

NI F541082
KNIGHT FOUNDATION
NEA 10, LP

INVESTMENT DETAIL
31 DECEMBER 2001

RUN DATE: 25-JAN-02
PAGE: 1
M1101

<u>SHARES/ PAR VALUE</u>	<u>SECURITY DESCRIPTION</u>	<u>COST</u>	<u>PRICE</u>	<u>MARKET VALUE</u>	<u>UNREALIZED GAIN/LOSS</u>
<u>INVESTMENTS VENTURE CAPITAL</u>					
1,131,740.0000	NEA 10 LP	1,084,234.32	0.8304	939,803.69	144,430.63-
TOTAL INVESTMENTS VENTURE CAPITAL		1,084,234.32		939,803.69	144,430.63-
TOTAL INVESTMENT		1,084,234.32		939,803.69	144,430.63-



Mellon Bank, N.A

CNI F541083
KNIGHT FOUNDATION
OAK INVESTMENT PARTNERS X LP

INVESTMENT DETAIL
31 DECEMBER 2001

RUN DATE: 25-JAN-02
PAGE: 1
H1101

<u>SHARES/ PAR VALUE</u>	<u>SECURITY DESCRIPTION</u>	<u>COST</u>	<u>PRICE</u>	<u>MARKET VALUE</u>	<u>UNREALIZED GAIN/LOSS</u>
<u>INVESTMENTS VENTURE CAPITAL</u>					
1,799,375.0000	OAK INVESTMENT PARTNERS X LP	1,799,375.00	0.9127	1,642,388.53	156,986.47-
TOTAL INVESTMENTS VENTURE CAPITAL		1,799,375.00		1,642,388.53	156,986.47-
TOTAL INVESTMENT		1,799,375.00		1,642,388.53	156,986.47-



Mellon Bank, N.A

ONI F541084
KNIGHT FOUNDATION
EVEREST CAPITAL INTL LTD

INVESTMENT DETAIL
31 DECEMBER 2001

RUN DATE: 25-JAN-02
PAGE
H1101

<u>SHARES/ PAR VALUE</u>	<u>SECURITY DESCRIPTION</u>	<u>COST</u>	<u>PRICE</u>	<u>MARKET VALUE</u>	<u>UNREALIZED GAIN/LOSS</u>
<u>INVESTMENTS EQUITY</u>					
7,439.8870	EVEREST CAPITAL INTERNATIONAL	1,792,938.37	184.5700	1,373,179.94	419,758.43-
TOTAL INVESTMENTS EQUITY		1,792,938.37		1,373,179.94	419,758.43-
TOTAL INVESTMENT		1,792,938.37		1,373,179.94	419,758.43-



Mellon Bank, N.A

INVESTMENT DETAIL BY CURRENCY
31 DECEMBER 2001

RUN DATE: 25-JAN-02

PAGE: 1

61151

BASE CURRENCY: USD

KNI F541085
KNIGHT FOUNDATION
OFFITBANK

SECURITY DESCRIPTION (FX RATE: LOCAL TO BASE)	SHARES/PAR VALUE/ LOCAL PRICE/ BASE PRICE	LOCAL COST/ BASE COST	LOCAL MARKET VALUE/ BASE MARKET VALUE	PCT OF TOTAL	UNREALIZED CURRENCY GAIN/LOSS IN BASE CURRENCY	UNREALIZED INVESTMENT GAIN/LOSS IN LOCAL/BASE CURRENCY
EURO CURRENCY UNIT	0.890400000					
CASH & CASH EQUIVALENTS						
EUR (EURO)	0.0400					
	0.000000	0.04	0.04	100 %	0.00	0.00
	0.000000	0.04	0.04			0.00
TOTAL CASH & CASH EQUIVALENTS		0.04	0.04	100 %	0.00	0.00
		0.04	0.04			0.00
TOTAL EURO CURRENCY UNIT		0.04	0.04	100 %	0.00	0.00
		0.04	0.04			0.00
U.S. DOLLAR	1.000000000					
CASH & CASH EQUIVALENTS						
KNIGHT FOUNDATION PROPRIETARY VAR RT 12/31/2099DD 08/23/94	1,062,229.3400 1 000000 1 000000	1,062,229.34 1,062,229.34	1,062,229.34 1,062,229.34	4 %	0.00	0.00 0.00
TOTAL CASH & CASH EQUIVALENTS		1,062,229.34	1,062,229.34	4 %	0.00	0.00
		1,062,229.34	1,062,229.34			0.00
FIXED INCOME SECURITIES						
AES CORP SR SUB EXCHANGE MTS 6.500Z 11/01/2007 DD 10/29/97	700,000.0000 81 000000 81.000000	689,500.00 689,500.00	567,000.00 567,000.00	2 %	0.00	122,500.00- 122,500.00-
AK STL CORP SR NT 9.125Z 12/15/2006 DD 12/17/96	500,000.0000 102.250000 102.250000	470,000.00 470,000.00	511,250.00 511,250.00	2 %	0.00	41,250.00 41,250.00

INVESTMENT DETAIL BY CURRENCY
31 DECEMBER 2001

RUN DATE: 25-JAN-02

PAGE: 2

61151

BASE CURRENCY: USD

KNI F541085
KNIGHT FOUNDATION
OFFITBANK

SECURITY DESCRIPTION (FX RATE: LOCAL TO BASE)	SHARES/PAR VALUE/ LOCAL PRICE/ BASE PRICE	LOCAL COST/ BASE COST	LOCAL MARKET VALUE/ BASE MARKET VALUE	PCT OF TOTAL	UNREALIZED CURRENCY GAIN/LOSS IN BASE CURRENCY	UNREALIZED INVESTMENT GAIN/LOSS IN LOCAL/BASE CURRENCY
U.S. DOLLAR	1.000000000					
FIXED INCOME SECURITIES						
ADELPHIA COMMS SR MTS SER B 9.875Z 03/01/2007 DD 09/01/97	500,000.0000 98.000000 98.000000	481,250.00 481,250.00	490,000.00 490,000.00	2 %	0.00	8,750.00 8,750.00
ALLIED WASTE NORTH AMER INC 7.625Z 01/01/2006 DD 12/23/98	500,000.0000 98.750000 98.750000	478,750.00 478,750.00	493,750.00 493,750.00	2 %	0.00	15,000.00 15,000.00
ANKOR TECHNOLOGY INC SR NT 9.250Z 02/15/2008 DD 08/15/01	1,000,000.0000 94.500000 94.500000	990,250.00 990,250.00	945,000.00 945,000.00	3 %	0.00	45,250.00- 45,250.00-
CB RICHARD ELLIS SVCS SR NT 11.250Z 06/15/2011 DD 06/07/01	500,000.0000 85.500000 85.500000	492,640.00 492,640.00	427,500.00 427,500.00	1 %	0.00	65,140.00- 65,140.00-
CMS ENERGY CORP SR MTS 7.625Z 11/15/2004 DD 09/26/97	500,000.0000 99.180000 99.180000	487,500.00 487,500.00	495,900.00 495,900.00	2 %	0.00	8,400.00 8,400.00
CAITHNESS COSO FDC SR SECD NT 9.050Z 12/15/2009 DD 05/28/99	750,000.0000 102.000000 102.000000	693,000.00 693,000.00	765,000.00 765,000.00	3 %	0.00	72,000.00 72,000.00
CENTENNIAL CELLULAR OPER CO 10.750Z 12/15/2008 DD 06/15/99	1,000,000.0000 81.000000 81.000000	977,500.00 977,500.00	810,000.00 810,000.00	3 %	0.00	167,500.00- 167,500.00-
CHARTER COMMS HLDGS CAP CORP 8.625Z 04/01/2009 DD 10/01/99	500,000.0000 95.500000 95.500000	462,500.00 462,500.00	477,500.00 477,500.00	2 %	0.00	15,000.00 15,000.00



Mellon Bank N A

INVESTMENT DETAIL BY CURRENCY
31 DECEMBER 2001

RUN DATE 25-JAN-02
PAGE 3
G1151
BASE CURRENCY USD

KNI F541085
KNIGHT FOUNDATION
OFFITBANK

SECURITY DESCRIPTION (FX RATE, LOCAL TO BASE)	SHARES/PAR VALUE/ LOCAL PRICE/ BASE PRICE	LOCAL COST/ BASE COST	LOCAL MARKET VALUE/ BASE MARKET VALUE	PCT OF TOTAL	UNREALIZED CURRENCY GAIN/LOSS IN BASE CURRENCY	UNREALIZED INVESTMENT GAIN/LOSS IN LOCAL/BASE CURRENCY
U.S. DOLLAR	1 00000000					
FIXED INCOME SECURITIES						
DEVELOPERS DVSFD RLTY SR#00021 7 500% 07/15/2018 DD 07/15/98	600,000 0000 91 429000 91 429000	478,760 00 478,760.00	548,574 00 548,574 00	2 %	0 00	69,814 00 69,814 00
DIAMOND CABLE COMM PLC SR MT STEP UP 12/15/2005 DD 12/15/95	1,000,000 0000 29 500000 29 500000	975,000 00 975,000.00	295,000 00 295,000 00	1 %	0 00	680,000 00- 680,000 00-
EXTENDED STAY AMER SR MT 9 875% 06/15/2011 DD 06/27/01	500,000 0000 103 250000 103 250000	500,000 00 500,000 00	516,250 00 516,250 00	2 %	0 00	16,250 00 16,250 00
FLAG TELECOM HLDGS SR MT 11.625% 03/30/2010 DD 03/17/00	700,000 0000 42 000000 42 000000	637,000 00 637,000.00	294,000 00 294,000 00	1 %	0 00	343,000 00- 343,000 00-
FRESENIUS MED CARE CAP TR PFD 9 000% 12/01/2006 DD 11/27/96	500,000 0000 103 000000 103 000000	508,750 00 508,750 00	515,000 00 515,000 00	2 %	0.00	6,250 00 6,250 00
GLOBAL CROSSING HLDGS LTD SR 9 625% 05/15/2008 DD 05/18/98	1,000,000 0000 10 000000 10 000000	1,005,000 00 1,005,000 00	100,000 00 100,000 00	0 %	0 00	905,000 00- 905,000 00-
MMH PPTYS INC SR NTS SER B 7 875% 08/01/2008 DD 08/05/98	750,000 0000 92 250000 92 250000	718,125 00 718,125 00	691,875 00 691,875 00	2 %	0 00	26,250 00- 26,250 00-
HANNONS JOHN Q HOTELS LP 9 750% 10/01/2005 DD 10/12/95	1,000,000 0000 99 125000 99 125000	925,000 00 925,000 00	991,250 00 991,250 00	3 %	0 00	66,250 00 66,250 00

INVESTMENT DETAIL BY CURRENCY
31 DECEMBER 2001

RUN DATE: 25-JAN-02
PAGE 4
G1151
BASE CURRENCY: USD

KNI F541085
KNIGHT FOUNDATION
OFFITBANK

SECURITY DESCRIPTION (FX RATE, LOCAL TO BASE)	SHARES/PAR VALUE/ LOCAL PRICE/ BASE PRICE	LOCAL COST/ BASE COST	LOCAL MARKET VALUE/ BASE MARKET VALUE	PCT OF TOTAL	UNREALIZED CURRENCY GAIN/LOSS IN BASE CURRENCY	UNREALIZED INVESTMENT GAIN/LOSS IN LOCAL/BASE CURRENCY
U.S. DOLLAR	1 00000000					
FIXED INCOME SECURITIES						
HAYES WHEELS INTL NTS SER B 9 125% 07/15/2007 DD 07/22/97	1,000,000 0000 4 500000 4 500000	750,000 00 750,000 00	45,000 00 45,000 00	0 %	0 00	705,000 00- 705,000 00-
HERITAGE MEDIA SR SUB NOTES 8 750% 02/15/2006 DD 02/20/96	500,000 0000 100 250000 100.250000	503,750 00 503,750.00	501,250 00 501,250 00	2 %	0 00	2,500 00- 2,500 00-
HOLLINGER INTL PUB SR SUB NTS 9 250% 02/01/2006 DD 02/07/96	650,000 0000 98 500000 98 500000	664,437 50 664,437 50	640,250 00 640,250 00	2 %	0 00	24,187.50- 24,187 50-
LYONDELL CHEMICALS SER A 9 625% 05/01/2007 DD 05/17/99	600,000 0000 100 500000 100 500000	604,500 00 604,500 00	603,000 00 603,000 00	2 %	0 00	1,500 00- 1,500 00-
MACDERMID INC SR SUB NT 9 125% 07/15/2011 DD 06/20/01	500,000 0000 102 500000 102 500000	497,525 00 497,525 00	512,500 00 512,500 00	2 %	0.00	14,975 00 14,975.00
MANDALAY RESORT SR NT SER B 10 250% 08/01/2007 DD 07/24/00	500,000 0000 103 750000 103.750000	513,750 00 513,750 00	518,750 00 518,750 00	2 %	0.00	5,000 00 5,000 00
MCLEODUSA INC SR NT 8 125% 02/15/2009 DD 02/22/99	600,000 0000 21.250000 21.250000	540,500 00 540,500 00	127,500 00 127,500 00	0 %	0 00	413,000 00- 413,000 00-
MEDIACOM LLC/MEDIACOM CAP 9 500% 01/15/2013 DD 07/15/01	700,000 0000 103 750000 103 750000	687,250 00 687,250 00	726,250 00 726,250 00	3 %	0 00	39,000 00 39,000 00



Mellon Bank, N.A.

UNI F541085
KNIGHT FOUNDATION
OFFITBANK

INVESTMENT DETAIL BY CURRENCY
31 DECEMBER 2001

RUN DATE: 25-JAN-02
PAGE: 5
G1151
BASE CURRENCY: USD

SECURITY DESCRIPTION (FX RATE, LOCAL TO BASE)	SHARES/PAR VALUE/ LOCAL PRICE/ BASE PRICE	LOCAL COST/ BASE COST	LOCAL MARKET VALUE/ BASE MARKET VALUE	PCT OF TOTAL	UNREALIZED CURRENCY GAIN/LOSS IN BASE CURRENCY	UNREALIZED INVESTMENT GAIN/LOSS IN LOCAL/BASE CURRENCY
U.S. DOLLAR	1.000000000					
FIXED INCOME SECURITIES						
MERISTAR HOSPITALITY CORP NT 9.000% 01/15/2008 DD 07/15/01	500,000.0000 95.000000 95.000000	498,440.00 498,440.00	475,000.00 475,000.00	2 %	0.00	23,440.00- 23,440.00-
MILLENNIUM AMER INC SR NT 9.250% 06/15/2008 DD 06/18/01	500,000.0000 101.704000 101.704000	502,187.50 502,187.50	508,520.00 508,520.00	2 %	0.00	6,332.50 6,332.50
NEXTEL COMMUNS INC SR SERIAL 9.375% 11/15/2009 DD 11/12/99	1,000,000.0000 79.000000 79.000000	963,750.00 963,750.00	790,000.00 790,000.00	3 %	0.00	173,750.00- 173,750.00-
NEXLINK COMMUNICATIONS INC 10.750% 06/01/2009 DD 06/01/99	1,000,000.0000 12.000000 12.000000	911,875.00 911,875.00	120,000.00 120,000.00	0 %	0.00	791,875.00- 791,875.00-
NUEVO ENERGY CO SR SUB NT 9.500% 06/01/2008 DD 12/01/99	800,000.0000 93.375000 93.375000	796,000.00 796,000.00	747,000.00 747,000.00	3 %	0.00	49,000.00- 49,000.00-
PARK PL ENTHI CORP SR SUB NT 8.125% 05/15/2011 DD 05/14/01	500,000.0000 97.750000 97.750000	471,875.00 471,875.00	488,750.00 488,750.00	2 %	0.00	16,875.00 16,875.00
PEP BOYS MAMMY MOE & JACK MTN 6.750% 03/10/2004 DD 03/10/98	750,000.0000 94.000000 94.000000	506,250.00 506,250.00	705,000.00 705,000.00	2 %	0.00	198,750.00 198,750.00
PLAYTEX PRODS INC SR SUB NT 9.375% 06/01/2011 DD 05/22/01	500,000.0000 105.500000 105.500000	504,375.00 504,375.00	527,500.00 527,500.00	2 %	0.00	23,125.00 23,125.00

KNI F541085
KNIGHT FOUNDATION
OFFITBANK

INVESTMENT DETAIL BY CURRENCY
31 DECEMBER 2001

RUN DATE: 25-JAN-02
PAGE: 6
G1151
BASE CURRENCY: USD

SECURITY DESCRIPTION (FX RATE, LOCAL TO BASE)	SHARES/PAR VALUE/ LOCAL PRICE/ BASE PRICE	LOCAL COST/ BASE COST	LOCAL MARKET VALUE/ BASE MARKET VALUE	PCT OF TOTAL	UNREALIZED CURRENCY GAIN/LOSS IN BASE CURRENCY	UNREALIZED INVESTMENT GAIN/LOSS IN LOCAL/BASE CURRENCY
U.S. DOLLAR	1.000000000					
FIXED INCOME SECURITIES						
PREMIUM STD FARMS INC SR NT 9.250% 06/15/2011 DD 06/07/01	500,000.0000 102.500000 102.500000	495,970.00 495,970.00	512,500.00 512,500.00	2 %	0.00	16,530.00 16,530.00
PRESIDENTIAL LIFE CORP SR NT 7.875% 02/15/2009 DD 02/23/99	450,000.0000 98.421000 98.421000	419,062.50 419,062.50	442,894.50 442,894.50	2 %	0.00	23,832.00 23,832.00
QUEBECOR MEDIA INC SR NT 11.125% 07/15/2011 DD 07/06/01	500,000.0000 106.750000 106.750000	488,970.00 488,970.00	533,750.00 533,750.00	2 %	0.00	44,780.00 44,780.00
ROGERS CANTEL INC SR SECD NTS 8.300% 10/01/2007 DD 09/30/97	500,000.0000 98.500000 98.500000	505,000.00 505,000.00	492,500.00 492,500.00	2 %	0.00	12,500.00- 12,500.00-
SAKS INC NT 144A 9.875% 10/01/2011 DD 10/02/01	499,000.0000 93.500000 93.500000	788,420.00 788,420.00	466,565.00 466,565.00	2 %	0.00	321,855.00- 321,855.00-
SIX FLAGS INC SR NT 9.500% 02/01/2009 DD 02/01/01	500,000.0000 100.625000 100.625000	496,570.00 496,570.00	503,125.00 503,125.00	2 %	0.00	6,555.00 6,555.00
STONE CONTAINER FIM CO CDA SR 11.500% 08/15/2006 DD 08/16/96	750,000.0000 106.500000 106.500000	788,750.00 788,750.00	798,750.00 798,750.00	3 %	0.00	10,000.00 10,000.00
SUN INTL HOTELS LTD/SUN INTL 9.000% 03/15/2007 DD 03/10/97	500,000.0000 96.000000 96.000000	477,500.00 477,500.00	480,000.00 480,000.00	2 %	0.00	2,500.00 2,500.00



Mellon Bank, N.A

NI F541085
KNIGHT FOUNDATION
OFFITBANK

INVESTMENT DETAIL BY CURRENCY
31 DECEMBER 2001

RUN DATE 25-JAN-02
PAGE 61151
BASE CURRENCY USD

SECURITY DESCRIPTION (FX RATE, LOCAL TO BASE)	SHARES/PAR VALUE/ LOCAL PRICE/ BASE PRICE	LOCAL COST/ BASE COST	LOCAL MARKET VALUE/ BASE MARKET VALUE	PCT OF TOTAL	UNREALIZED CURRENCY GAIN/LOSS IN BASE CURRENCY	UNREALIZED INVESTMENT GAIN/LOSS IN LOCAL/BASE CURRENCY
U S DOLLAR	1 000000000					
FIXED INCOME SECURITIES						
TANGER PPIYS LTD PARTN SR NT 9 125% 02/15/2008 DD 02/15/01	1,000,000.0000 99 750000 99 750000	993,660 00 993,660 00	997,500 00 997,500 00	3 %	0 00	3,840 00 3,840.00
TELEWEST PLC SR DISC DEB STEP UP 10/01/2007 DD 10/03/95	1,000,000 0000 72 000000 72 000000	937,500 00 937,500 00	720,000 00 720,000.00	2 %	0 00	217,500 00- 217,500 00-
TENBEC INDS INC GTD SR NT 8 500% 02/01/2011 DD 01/19/01	600,000 0000 103 000000 103.000000	594,996 00 594,996.00	618,000 00 618,000 00	2 %	0.00	23,004 00 23,004 00
TRIZEC FIN LTD GTD SR NT 10 875% 10/15/2005 DD 10/18/95	600,000 0000 102 250000 102 250000	612,000 00 612,000 00	613,500 00 613,500 00	2 %	0 00	1,500 00 1,500 00
USAIR 1993-A P/T CTF CL 2 9 625% 09/01/2003 DD 11/01/93	1,000,000 0000 78 765000 78 765000	1,003,750 00 1,003,750 00	787,650 00 787,650 00	3 %	0 00	216,100 00- 216,100 00-
WILLIAMS SCOTSMAN INC SR NTS 9 875% 06/01/2007 DD 05/22/97	1,000,000.0000 98 500000 98 500000	890,000 00 890,000 00	985,000 00 985,000 00	3 %	0 00	95,000 00 95,000 00
QUEBECOR WORLD INC DEL SR SUB 7 750% 02/15/2009 DD 02/22/99	600,000 0000 98 062000 98 062000	583,500 00 583,500 00	588,372 00 588,372 00	2 %	0 00	4,872 00 4,872 00
ZALE CORP NEW SR NTS SER B 8 500% 10/01/2007 DD 09/30/97	500,000 0000 93 500000 93 500000	467,500 00 467,500 00	467,500 00 467,500 00	2 %	0.00	0 00 0 00

NI F541085
KNIGHT FOUNDATION
OFFITBANK

INVESTMENT DETAIL BY CURRENCY
31 DECEMBER 2001

RUN DATE 25-JAN-02
PAGE 61151
BASE CURRENCY USD

SECURITY DESCRIPTION (FX RATE, LOCAL TO BASE)	SHARES/PAR VALUE/ LOCAL PRICE/ BASE PRICE	LOCAL COST/ BASE COST	LOCAL MARKET VALUE/ BASE MARKET VALUE	PCT OF TOTAL	UNREALIZED CURRENCY GAIN/LOSS IN BASE CURRENCY	UNREALIZED INVESTMENT GAIN/LOSS IN LOCAL/BASE CURRENCY
U S DOLLAR	1 000000000					
FIXED INCOME SECURITIES						
		32,430,138 50 32,430,138 50	27,978,725 50 27,978,725 50	96 %	0 00	4,451,413.00- 4,451,413.00-
TOTAL U S DOLLAR		33,492,367 84 33,492,367 84	29,040,954 84 29,040,954 84	100 %	0 00	4,451,413 00- 4,451,413 00-
TOTAL INVESTMENTS		33,492,367 88	29,040,954 88		0 00	4,451,413 00-



Mellon Bank, N.A

NI FS41086
KNIGHT FOUNDATION
HARBURVEST INTL PV FD IV - PT

INVESTMENT DETAIL
31 DECEMBER 2001

RUN DATE 25-JAN-02
PAGE 1
M1101

<u>SHARES/ PAR VALUE</u>	<u>SECURITY DESCRIPTION</u>	<u>COST</u>	<u>PRICE</u>	<u>MARKET VALUE</u>	<u>UNREALIZED GAIN/LOSS</u>
<u>INVESTMENTS VENTURE CAPITAL</u>					
450,000.0000	HARBURVEST PARTNERS IV-PSHIP	450,000.00	0 9439	424,790.10	25,209 90-
TOTAL INVESTMENTS VENTURE CAPITAL		450,000.00		424,790.10	25,209.90-
TOTAL INVESTMENT		450,000.00		424,790.10	25,209 90-



Mellon TrustSM

Mellon Bank, N.A

INVESTMENT DETAIL BY CURRENCY
31 DECEMBER 2001

RUN DATE: 25-JAN-02
PAGE: 1
G1151
BASE CURRENCY: USD

NI F541087
NIGHT FOUNDATION
PAX EUROPE V - A LP

<u>SECURITY DESCRIPTION (FX RATE, LOCAL TO BASE)</u>	<u>SHARES/PAR VALUE/ LOCAL PRICE/ BASE PRICE</u>	<u>LOCAL COST/ BASE COST</u>	<u>LOCAL MARKET VALUE/ BASE MARKET VALUE</u>	<u>PCT OF TOTAL</u>	<u>UNREALIZED CURRENCY GAIN/LOSS IN BASE CURRENCY</u>	<u>UNREALIZED INVESTMENT GAIN/LOSS IN LOCAL/BASE CURRENCY</u>
<u>EURO CURRENCY UNIT</u>	0 890400000					
<u>VENTURE CAPITAL</u>						
APAX EUROPE V-A	1,237,500.0000 0.950461 0.846290	1,237,500 00 1,092,015 00	1,176,195.49 1,047,284.46	100 X	9,366.79	61,304.51- 54,097.33-
TOTAL VENTURE CAPITAL		1,237,500 00 1,092,015 00	1,176,195.49 1,047,284.46	100 X	9,366.79	61,304.51- 54,097.33-
TOTAL EURO CURRENCY UNIT		1,237,500.00 1,092,015.00	1,176,195.49 1,047,284.46	100 X	9,366.79	61,304.51- 54,097.33-
<u>TOTAL INVESTMENTS</u>		1,092,015 00	1,047,284.46		9,366.79	54,097.33-



Mellon Trust

Mellon Bank, N.A.

INVESTMENT DETAIL
31 DECEMBER 2001

RUN DATE: 25-JAN-02
PAGE 1
M1101

MI F541066
KNIGHT FOUNDATION
ATLAS VENTURE FUND VI LP

<u>SHARES/ PAR VALUE</u>	<u>SECURITY DESCRIPTION</u>	<u>COST</u>	<u>PRICE</u>	<u>MARKET VALUE</u>	<u>UNREALIZED GAIN/LOSS</u>
<u>INVESTMENTS VENTURE CAPITAL</u>					
247,337.0000	ATLAS VENTURE FUND VI LP	247,337.00	0.8888	219,834.11	27,502.89-
TOTAL INVESTMENTS VENTURE CAPITAL		247,337.00		219,834.11	27,502.89-
TOTAL INVESTMENT		247,337.00		219,834.11	27,502.89-

INVESTMENT DETAIL BY CURRENCY
31 DECEMBER 2001

RUN DATE: 25-JAN-02
PAGE: 1
6151
BASE CURRENCY: USD

NI F541089
NIGHT FOUNDATION
IPEP IV-EUROPEAN BUYOUT LP

<u>SECURITY DESCRIPTION</u> <u>(FX RATE, LOCAL TO BASE)</u>	<u>SHARES/PAR VALUE/</u> <u>LOCAL PRICE/</u> <u>BASE PRICE</u>	<u>LOCAL COST/</u> <u>BASE COST</u>	<u>LOCAL MARKET VALUE/</u> <u>BASE MARKET VALUE</u>	<u>PCT</u> <u>OF</u> <u>TOTAL</u>	<u>UNREALIZED</u> <u>CURRENCY</u> <u>GAIN/LOSS IN</u> <u>BASE CURRENCY</u>	<u>UNREALIZED</u> <u>INVESTMENT</u> <u>GAIN/LOSS IN</u> <u>LOCAL/BASE CURRENCY</u>
<u>EURO CURRENCY UNIT</u>	0.890400000					
<u>EQUITY</u>						
HIPEP IV-EUROPEAN BUYOUT PARTNERSHIP FD, LP	200,000.0000 0 571130 0 508534	200,000.00 178,040.00	114,226.00 101,706.83	100 %	22 84	85,774.00- 76,356.01-
TOTAL EQUITY		200,000 00 178,040 00	114,226.00 101,706.83	100 %	22 84	85,774.00- 76,356.01-
TOTAL EURO CURRENCY UNIT		200,000 00 178,040 00	114,226.00 101,706.83	100 %	22 84	85,774.00- 76,356.01-
<u>TOTAL INVESTMENTS</u>		178,040 00	101,706.83		22 84	76,356.01-



Mellon TrustSM

Mellon Bank, N.A

INVESTMENT DETAIL
31 DECEMBER 2001

RUN DATE: 25-JAN-02
PAGE: 1
M1101

NI F541090
KNIGHT FOUNDATION
BRIDGE VENTURE PART V LP

<u>SHARES/ PAR VALUE</u>	<u>SECURITY DESCRIPTION</u>	<u>COST</u>	<u>PRICE</u>	<u>MARKET VALUE</u>	<u>UNREALIZED GAIN/LOSS</u>
<u>INVESTMENTS VENTURE CAPITAL</u>					
500,000.0000	NORTH BRIDGE VENTURE PARTNERS V-A LP	500,000 00	0 9728	486,449.00	13,551.00-
TOTAL INVESTMENTS VENTURE CAPITAL		500,000 00		486,449.00	13,551.00-
TOTAL INVESTMENT		500,000.00		486,449.00	13,551.00-



Mellon TrustSM

Mellon Bank, N.A

INVESTMENT DETAIL BY CURRENCY
31 DECEMBER 2001

RUN DATE: 25-JAN-02
PAGE: 1
61151
BASE CURRENCY: USD

NI FS41091
NIGHT FOUNDATION
CEC TOP-UP FUND I

<u>SECURITY DESCRIPTION</u> (FX RATE: LOCAL TO BASE)	<u>SHARES/PAR VALUE/ LOCAL PRICE/ BASE PRICE</u>	<u>LOCAL COST/ BASE COST</u>	<u>LOCAL MARKET VALUE/ BASE MARKET VALUE</u>	<u>PCT OF TOTAL</u>	<u>UNREALIZED CURRENCY GAIN/LOSS IN BASE CURRENCY</u>	<u>UNREALIZED INVESTMENT GAIN/LOSS IN LOCAL/BASE CURRENCY</u>
<u>URO CURRENCY UNIT</u>	0.890400000					
<u>EQUITY</u>						
BCEC TOP-UP FD 1, L.P.	342,000.0000 1.000000 0.890400	342,000 00 289,434 60	342,000.00 304,516.80	100 %	15,082.20	0 00 0.00
TOTAL EQUITY		342,000.00 289,434.60	342,000.00 304,516.80	100 %	15,082.20	0.00 0.00
TOTAL EURO CURRENCY UNIT		342,000 00 289,434 60	342,000 00 304,516.80	100 %	15,082 20	0.00 0.00
<u>TOTAL INVESTMENTS</u>		289,434.60	304,516.80		15,082.20	0.00

NI F541092
KNIGHT FOUNDATION
BENCHMARK CAP PART ISRAEL I LP

INVESTMENT DETAIL
31 DECEMBER 2001

RUN DATE: 25-JAN-02
PAGE: 1
M1101

<u>SHARES/ PAR VALUE</u>	<u>SECURITY DESCRIPTION</u>	<u>COST</u>	<u>PRICE</u>	<u>MARKET VALUE</u>	<u>UNREALIZED GAIN/LOSS</u>
<u>INVESTMENTS VENTURE CAPITAL</u>					
600,000 0000	BENCHMARK CAPITAL PARTNERS ISRAEL I LP	600,000.00	0.9221	553,266.00	46,734.00~
TOTAL INVESTMENTS VENTURE CAPITAL		600,000.00		553,266.00	46,734.00~
TOTAL INVESTMENT		600,000.00		553,266.00	46,734.00~



Mellon TrustSM

Mellon Bank, N.A

INVESTMENT DETAIL
31 DECEMBER 2001

RUN DATE: 25-JAN-02
PAGE: 1
M1101

NI F541093
NIGHT FOUNDATION
EAFLOWER HEALTH VENTURES III

<u>SHARES/ PAR VALUE</u>	<u>SECURITY DESCRIPTION</u>	<u>COST</u>	<u>PRICE</u>	<u>MARKET VALUE</u>	<u>UNREALIZED GAIN/LOSS</u>
<u>INVESTMENTS VENTURE CAPITAL</u>					
750,000.0000	SEAFLOWER HEALTH VENTURES III LP	750,000.00	0.9068	680,151.75	69,848.25-
TOTAL INVESTMENTS VENTURE CAPITAL		750,000.00		680,151.75	69,848.25-
TOTAL INVESTMENT		750,000.00		680,151.75	69,848.25-



Mellon TrustSM

Mellon Bank, N.A

INVESTMENT DETAIL
31 DECEMBER 2001

RUN DATE: 25-JAN-02
PAGE: 1
M1101

NI F541096
KNIGHT FOUNDATION
ROCKDALE REALTY IV, INC

<u>SHARES/ PAR VALUE</u>	<u>SECURITY DESCRIPTION</u>	<u>COST</u>	<u>PRICE</u>	<u>MARKET VALUE</u>	<u>UNREALIZED GAIN/LOSS</u>
<u>INVESTMENTS VENTURE CAPITAL</u>					
2,414,989.9800	BROOKDALE REALTY IV INC	2,345,842.36	0 9565	2,310,133.53	35,708.83-
TOTAL INVESTMENTS VENTURE CAPITAL		2,345,842.36		2,310,133.53	35,708.83-
TOTAL INVESTMENT		2,345,842.36		2,310,133.53	35,708.83-



Mellon Bank, N.A

NI F541095
KNIGHT FOUNDATION
FREMONT STRATEGIC PROP PART LP

INVESTMENT DETAIL
31 DECEMBER 2001

RUN DATE - 25-JAN-02
PAGE:
M1101 1

<u>SHARES/ PAR VALUE</u>	<u>SECURITY DESCRIPTION</u>	<u>COST</u>	<u>PRICE</u>	<u>MARKET VALUE</u>	<u>UNREALIZED GAIN/LOSS</u>
<u>INVESTMENTS VENTURE CAPITAL</u>					
4,801,942.0000	FREMONT STRATEGIC PROPERTY PARTNERS LP	3,387,054.00	0.6423	3,084,479.42	302,574.58-
TOTAL INVESTMENTS VENTURE CAPITAL		3,387,054.00		3,084,479.42	302,574.58-
TOTAL INVESTMENT		3,387,054.00		3,084,479.42	302,574.58-



Mellon Trust

Mellon Bank, N.A

INVESTMENT DETAIL
31 DECEMBER 2001

RUN DATE: 25-JAN-02
PAGE
1101

NI FS41096
NIGHT FOUNDATION
OLARIS VENTURE PARTNERS IV LP

<u>SHARES/ PAR VALUE</u>	<u>SECURITY DESCRIPTION</u>	<u>COST</u>	<u>PRICE</u>	<u>MARKET VALUE</u>	<u>UNREALIZED GAIN/LOSS</u>
------------------------------	-----------------------------	-------------	--------------	-------------------------	---------------------------------

*** NO POSITIONS END OF PERIOD ***



Mellon TrustSM

Mellon Bank, N.A.

INVESTMENT DETAIL
31 DECEMBER 2001

RUN DATE 25-JAN-02
PAGE 1
#1101

NY F541097
KNIGHT FOUNDATION
ROUNDTABLE HEALTHCARE PART LP

<u>SHARES/ PAR VALUE</u>	<u>SECURITY DESCRIPTION</u>	<u>COST</u>	<u>PRICE</u>	<u>MARKET VALUE</u>	<u>UNREALIZED GAIN/LOSS</u>
<u>INVESTMENTS VENTURE CAPITAL</u>					
257,085 0000	ROUNDTABLE HEALTHCARE PARTNERS LP	257,085.00	1.0000	257,085.00	0.00
TOTAL INVESTMENTS VENTURE CAPITAL		257,085.00		257,085 00	0 00
TOTAL INVESTMENT		257,085.00		257,085.00	0.00



Mellon Trust

Mellon Bank, N.A

INVESTMENT DETAIL
31 DECEMBER 2001

RUN DATE 25-JAN-02
PAGE: 1
M1101

MI F541098
KNIGHT FOUNDATION
LENVIEW CAPITAL PARTNERS, LTD

<u>SHARES/ PAR VALUE</u>	<u>SECURITY DESCRIPTION</u>	<u>COST</u>	<u>PRICE</u>	<u>MARKET VALUE</u>	<u>UNREALIZED GAIN/LOSS</u>
<u>INVESTMENTS VENTURE CAPITAL</u>					
15,000.0000	GLENVIEW CAPITAL A/S	15,000,000.00	1,121.0621	16,815,931.50	1,815,931.50
20,000.0000	GLENVIEW CAPITAL A/3	20,000,000.00	1,054.7160	21,094,320.00	1,094,320.00
TOTAL INVESTMENTS VENTURE CAPITAL		35,000,000.00		37,910,251.50	2,910,251.50
TOTAL INVESTMENT		35,000,000.00		37,910,251.50	2,910,251.50



Mellon Trust

Mellon Bank, N.A

MI F541099
KNIGHT FOUNDATION
EA 6A, LP

INVESTMENT DETAIL
31 DECEMBER 2001

RUN DATE: 25-JAN-02
PAGE 1
M1101

<u>SHARES/ PAR VALUE</u>	<u>SECURITY DESCRIPTION</u>	<u>COST</u>	<u>PRICE</u>	<u>MARKET VALUE</u>	<u>UNREALIZED GAIN/LOSS</u>
<u>INVESTMENTS VENTURE CAPITAL</u>					
3,000,000.0000	MEA 6A L P	3,000,000 00	1.0831	3,249,447.00	249,447.00
TOTAL INVESTMENTS VENTURE CAPITAL		3,000,000 00		3,249,447.00	249,447.00
TOTAL INVESTMENT		3,000,000 00		3,249,447.00	249,447.00



Mellon Bank, N.A.

INVESTMENT DETAIL
31 DECEMBER 2001

RUN DATE: 25-JAN-02
PAGE: 1
M1101

NI FS41100
KNIGHT FOUNDATION
OCH OPPORTUNITIES FUND IV, LP

<u>SHARES/ PAR VALUE</u>	<u>SECURITY DESCRIPTION</u>	<u>COST</u>	<u>PRICE</u>	<u>MARKET VALUE</u>	<u>UNREALIZED GAIN/LOSS</u>
<u>INVESTMENTS VENTURE CAPITAL</u>					
1,500,000 0000	OCH OPPORTUNITIES FUND IV LP	1,111,301.37	0 7405	1,110,814.50	486.87-
TOTAL INVESTMENTS VENTURE CAPITAL		1,111,301 37		1,110,814.50	486.87-
TOTAL INVESTMENT		1,111,301 37		1,110,814.50	486.87-



Mellon Bank, N.A.

INVESTMENT DETAIL
31 DECEMBER 2001

RUN DATE: 25-JAN-02
PAGE: 1
M1101

'NI F541101
'NIGHT FOUNDATION
'N MEXICO TRUST II

<u>SHARES/ PAR VALUE</u>	<u>SECURITY DESCRIPTION</u>	<u>COST</u>	<u>PRICE</u>	<u>MARKET VALUE</u>	<u>UNREALIZED GAIN/LOSS</u>
------------------------------	-----------------------------	-------------	--------------	-------------------------	---------------------------------

* * * NO POSITIONS END OF PERIOD * * *



Mellon Trust

Mellon Bank, N.A

INVESTMENT DETAIL
31 DECEMBER 2001

RUN DATE: 25-JAN-02
PAGE: 1
M1101

MI F541102
NIGHT FOUNDATION
HORESTEIN VI

<u>SHARES/ PAR VALUE</u>	<u>SECURITY DESCRIPTION</u>	<u>COST</u>	<u>PRICE</u>	<u>MARKET VALUE</u>	<u>UNREALIZED GAIN/LOSS</u>
<u>INVESTMENTS REAL ESTATE</u>					
471,978.0000	SHORENSTEIN REALTY VI	471,978 00	1.0000	471,978.00	0.00
TOTAL INVESTMENTS REAL ESTATE		471,978 00		471,978.00	0.00
TOTAL INVESTMENT		471,978 00		471,978.00	0.00



Mellon Bank, N.A

INVESTMENT DETAIL
31 DECEMBER 2001

RUN DATE: 25-JAN-02
PAGE 1
M1101

NI F541103
NIGHT FOUNDATION
RSUS CAPITAL

<u>SHARES/ PAR VALUE</u>	<u>SECURITY DESCRIPTION</u>	<u>COST</u>	<u>PRICE</u>	<u>MARKET VALUE</u>	<u>UNREALIZED GAIN/LOSS</u>
<u>INVESTMENTS EQUITY</u>					
13,120 1850	URSUS CAPITAL	15,000,000 00	1,294 6178	16,985,626 16	1,985,626.16
TOTAL INVESTMENTS EQUITY		15,000,000.00		16,985,626 16	1,985,626.16
TOTAL INVESTMENT		15,000,000.00		16,985,626.16	1,985,626.16



Mellon TrustSM

Mellon Bank, N.A.

INVESTMENT DETAIL
31 DECEMBER 2001

RUN DATE 25-JAN-02
PAGE: 1
H1101

NI FS41104
NIGHT FOUNDATION
IGI RUSSELL 2000 GROWTH

<u>SHARES/ PAR VALUE</u>	<u>SECURITY DESCRIPTION</u>	<u>COST</u>	<u>PRICE</u>	<u>MARKET VALUE</u>	<u>UNREALIZED GAIN/LOSS</u>
<u>INVESTMENTS CASH EQUIVALENTS</u>					
396 0000	BARCLAYS MONEY MARKET FUND B	396.00	1.0000	396.00	0.00
1 2300	CASH ON DEPOSIT-CUSTODIAN	1.23	1 0000	1.23	0.00
TOTAL INVESTMENTS CASH EQUIVALENTS		397.23		397.23	0.00
<u>INVESTMENTS EQUITY</u>					
2,861,337.9400	IGI RUSSELL 2000 GROWTH	29,661,088.06	12.4215	35,542,146.42	5,881,058.36
TOTAL INVESTMENTS EQUITY		29,661,088.06		35,542,146.42	5,881,058.36
TOTAL INVESTMENT		29,661,485.29		35,542,543.65	5,881,058.36



Mellon TrustSM

Mellon Bank, N.A

INVESTMENT DETAIL
31 DECEMBER 2001

RUN DATE: 25-JAN-02
PAGE:
M1101
1

NI F541105
KNIGHT FOUNDATION
GI RUSSELL 2000 VALUE

<u>SHARES/ PAR VALUE</u>	<u>SECURITY DESCRIPTION</u>	<u>COST</u>	<u>PRICE</u>	<u>MARKET VALUE</u>	<u>UNREALIZED GAIN/LOSS</u>
<u>INVESTMENTS EQUITY</u>					
2,126,549.7600	BGI RUSSELL 2000 VALUE	29,322,176 40	14 9501	31,792,220.88	2,470,044.48
TOTAL INVESTMENTS EQUITY		29,322,176 40		31,792,220.88	2,470,044.48
TOTAL INVESTMENT		29,322,176 40		31,792,220.88	2,470,044.48



Mellon Bank, N.A

INVESTMENT DETAIL
31 DECEMBER 2001

RUN DATE 25-JAN-02
PAGE-
H1101 1

NI F541106
KNIGHT FOUNDATION
KN RUSSELL 1000 GROWTH FUND

<u>SHARES/ PAR VALUE</u>	<u>SECURITY DESCRIPTION</u>	<u>CDST</u>	<u>PRICE</u>	<u>MARKET VALUE</u>	<u>UNREALIZED GAIN/LOSS</u>
<u>INVESTMENTS CASH EQUIVALENTS</u>					
154 9600	KNIGHT FOUNDATION PROPRIETARY VAR RT 12/31/2099DD 08/23/94	154.96	1.0000	154 96	0.00
TOTAL INVESTMENTS CASH EQUIVALENTS		154.96		154.96	0.00
<u>INVESTMENTS MASTER TRUST PARTICIPATION</u>					
763,113.0000	CF LARGE CAP GRWTH STK INDEX FUND MASTER TRUST UNIT	74,509,365 14	106.5835	81,335,291 06	6,825,925 92
TOTAL INVESTMENTS MASTER TRUST PARTICIPATION		74,509,365 14		81,335,291.06	6,825,925.92
TOTAL INVESTMENT		74,509,520 10		81,335,446.02	6,825,925 92



Mellon Bank, N.A.

NI F541107
KNIGHT FOUNDATION
B CREDIT INDEX

INVESTMENT DETAIL
31 DECEMBER 2001

RUN DATE: 25-JAN-02
PAGE: 1
M1101

SHARES/ PAR VALUE	SECURITY DESCRIPTION	COST	PRICE	MARKET VALUE	UNREALIZED GAIN/LOSS
INVESTMENTS FIXED INCOME SECURITIES					
350,000.0000	ABN AMRO BK NY CHICAGO SUB NT 7.250Z 05/31/2005 DD 05/31/95	342,079.50	107.4210	375,973.50	33,894.00
220,000.0000	AT & T CORP 8.350Z 01/15/2025 DD 01/15/95	234,399.80	98.7380	217,223.60	17,176.20-
150,000.0000	AT&T CORP NT 7.800Z 05/15/2005 DD 05/15/95	150,208.50	104.3660	156,549.00	6,340.50
1,350,000.0000	AT&T CORPS BONDS 5.625X 03/15/2004 DD 03/26/99	1,363,682.00	101.3710	1,368,508.50	4,826.50
230,000.0000	AT & T CORP BDS 6.500Z 03/15/2029 DD 03/26/99	210,696.10	87.3530	200,911.90	9,784.20-
270,000.0000	AT & T WIRELESS SVCS INC SR NT 8.750Z 03/01/2031 DD 09/01/01	271,444.50	113.3430	306,026.10	34,581.60
300,000.0000	ABBOTT LABS NT 5.625X 07/01/2006 DD 07/05/01	303,795.00	102.3432	307,029.86	3,234.86
170,000.0000	ABBEY NATL PLC DEB 7.950Z 10/26/2029 DD 10/26/99	168,002.50	112.0200	190,434.00	22,431.50
100,000.0000	ABITIBI CONSOLIDATED INC DEB 8.850Z 08/01/2030 DD 07/19/00	105,309.00	102.3630	102,363.00	2,946.00-
180,000.0000	AETNA INC DEB 7.2505 08/15/2023 DD 08/15/93	176,662.80	98.1190	176,614.20	48.60-

KNI F541107
KNIGHT FOUNDATION
LA CREDIT INDEX

INVESTMENT DETAIL
31 DECEMBER 2001

RUN DATE: 25-JAN-02
PAGE: 2
M1101

SHARES/ PAR VALUE	SECURITY DESCRIPTION	COST	PRICE	MARKET VALUE	UNREALIZED GAIN/LOSS
160,000.0000	ALBERTSONS INC NT 7.750Z 06/15/2026 DD 06/17/96	153,552.00	107.4140	171,862.40	18,310.40
75,000.0000	ALBERTSONS INC SR DEB 8.700Z 05/01/2030 DD 05/09/00	81,477.75	119.0460	89,284.50	7,806.75
425,000.0000	ALCOA INC NT 7.375Z 08/01/2010 DD 07/20/00	444,434.50	108.5410	461,299.25	14,864.75
200,000.0000	ALLSTATE CORP DEBS 7.500Z 06/15/2013 DD 06/15/93	208,366.00	108.4780	216,956.00	8,590.00
200,000.0000	ALLSTATE CORP SR NT 7.200Z 12/01/2009 DD 11/17/99	201,460.00	106.5480	213,096.00	11,636.00
200,000.0000	ALLTEL CORP 6.800Z 05/01/2029 DD 04/27/99	185,228.00	83.6870	167,376.00	17,854.00-
200,000.0000	AMERICAN GEN FIN CORP SR NTS 6.375Z 3/1/2003 DD 3/11/93	195,764.00	104.2480	208,496.00	12,732.00
50,000.0000	AMERICAN HOME PRODS CORP NT 7.900Z 02/15/2005 DD 02/15/95	51,449.50	109.2740	54,637.00	3,187.50
50,000.0000	AMERICAN STORES CO NEW BDS 8.00Z 06/01/2026 DD 06/10/96	56,600.00	110.0470	55,023.50	1,576.50-
200,000.0000	ANADARKO FIN CO SR NT 6.750Z 05/01/2011 DD 04/26/01	204,696.00	101.6390	203,278.00	1,416.00-
90,000.0000	ANADARKO FIN CO SR NT 7.500Z 05/01/2031 DD 04/26/01	91,201.50	103.9410	93,546.90	2,345.40



Mellon Bank, N A

INVESTMENT DETAIL
31 DECEMBER 2001

RUN DATE 25-JAN-02
PAGE 3
M1101

KNI F541107
KNIGHT FOUNDATION
LB CREDIT INDEX

SHARES/ PAR VALUE	SECURITY DESCRIPTION	COST	PRICE	MARKET VALUE	UNREALIZED GAIN/LOSS
100,000 0000	AMADARKO PETROLEUM CORP 7 200% 03/15/2029 DD 03/18/99	99,781 00	100 9210	100,921.00	1,140 00
100,000 0000	ANHEUSER BUSCH COS INC 7 375% 07/01/2023	93,552.00	101 8430	101,843 00	8,291 00
300,000 0000	ANHEUSER BUSCH COS INC MT 7 500% 03/15/2012 DD 03/09/00	342,819 00	112 3660	337,098.00	5,721.00-
150,000 0000	ARCHER DANIELS MIDLAND CO DEB 8 875% 04/15/2011 DD 04/15/91	174,453 00	118 8730	178,309 50	3,856 50
60,000 0000	ARCHER DANIELS MIDLAND CO BDS 7 500% 03/15/2027 DD 03/18/97	67,468 80	108 5750	65,145.00	2,323 80-
200,000 0000	ARISTAR INC SR NTS 6 500% 11/15/2003 DD 11/12/97	195,444 00	104 1870	208,374.00	12,930.00
650,000 0000	ASIAN DEV BK US% GLOBAL BD 5 750% 05/19/2003 DD 05/19/98	625,222 00	103 2500	671,125.00	45,903 00
1,600,000 0000	ASIAN DEV BK BDS 5 500% 04/23/2004 DD 04/23/99	1,668,480 00	104 3260	1,669,216.00	736 00
200,000 0000	ASSOCIATES CORP N A SR DEB A 7 950% 02/15/2010 DD 02/16/93	212,906.00	110 7960	221,592.00	8,686 00
350,000 0000	ASSOCIATES CORP NORTH AMER SR 6 625% 06/15/2005 DD 06/09/95	364,353.50	105 3210	368,623.50	4,270 00
165,000 0000	ATLANTIC RICHFIELD CO DEB 10.875% 07/15/2005	191,599.65	120 2970	198,490.05	6,890.40

INVESTMENT DETAIL
31 DECEMBER 2001

RUN DATE- 25-JAN-02
PAGE 4
M1101

KNI F541107
KNIGHT FOUNDATION
LB CREDIT INDEX

SHARES/ PAR VALUE	SECURITY DESCRIPTION	COST	PRICE	MARKET VALUE	UNREALIZED GAIN/LOSS
100,000 0000	BHP FIN USA LTD GTD DEB 7 250% 03/01/2016 DD 03/01/96	94,164 00	104 3050	104,305.00	10,141 00
1,200,000 0000	BANC ONE CORP 7 000% 07/15/2005 DD 07/25/95	1,285,916 00	107 1640	1,285,968.00	52 00
100,000 0000	BANC ONE CORP 7 750% 7/15/2025 DD 07/25/95	105,473 00	108 7350	108,735.00	3,262.00
165,000 0000	BANK NEW YORK INC 8 500% 12/15/2004 DD 12/13/94	173,721 90	111 2970	183,640.05	9,918 15
170,000 0000	BANK ONE CORP MTN SB 00001 6 000% 02/17/2009 DD 02/17/99	160,702 90	98 7810	167,927.70	7,224.80
300,000 0000	BELLSOUTH CAP FUNDING CORP 7 750% 02/15/2010 DD 02/16/00	303,054 00	111 8240	335,472.00	32,418.00
370,000 0000	BELLSOUTH TELECOMMUNICATIONS 5.875% 01/15/2009 DD 10/20/93	347,291 80	100 2480	370,917 60	23,625 80
100,000 0000	BELLSOUTH TELECOM INC NTS 6 500% 06/15/2005 DD 06/15/95	95,345 00	105.9500	105,950.00	10,605.00
170,000 0000	BELLSOUTH TELECOMMUNICAT BND5 6 375% 06/01/2028 DD 06/04/98	157,306 10	96.5690	164,167.30	6,861.20
580,000 0000	BOEING CAP CORP MTN 4SR 00082 6.350% 11/15/2007 DD 12/20/00	604,371 60	101 5310	588,879.80	15,491.80-
110,000 0000	BOEING CO DEB 8 750% 09/15/2031	129,692.20	120 3100	132,341 00	2,648.80



Mellon Bank, N.A

UNI F541107
KNIGHT FOUNDATION
LB CREDIT INDEX

INVESTMENT DETAIL
31 DECEMBER 2001

RUN DATE: 25-JAN-02
PAGE: 5
M1101

SHARES/ PAR VALUE	SECURITY DESCRIPTION	COST	PRICE	MARKET VALUE	UNREALIZED GAIN/LOSS
140,000.0000	BOEING CO 7.950X 08/15/2024 DD 08/13/92	145,971.60	110.0070	154,089.80	8,038.20
50,000.0000	BRISTOL MYERS SQUIBB CO DEBS 6.800X 11/15/2024 DD 11/15/96	53,214.50	104.6150	52,307.50	907.00-
600,000.0000	BRISTOL MYERS SQUIBB CO NT 5.750X 10/01/2011 DD 09/28/01	607,434.00	98.6390	591,834.00	15,600.00-
50,000.0000	BRITISH COLUMBIA PROV CDA BDS 6.500X 01/15/2024 DD 01/24/96	44,936.00	99.0970	49,548.50	4,612.50
200,000.0000	BRITISH TELECOMMUNICATIONS NT STEP UP 12/15/2010 DD 12/12/00	206,294.00	110.4860	220,972.00	14,678.00
320,000.0000	BRITISH TELECOMMUNICATIONS PLC STEP UP 12/15/2030 DD 12/12/00	336,541.40	114.7540	367,212.80	30,631.40
200,000.0000	BURLINGTON NORTHN SANTA FE 7.290X 06/01/2034 DD 06/01/96	205,636.00	105.6950	211,390.00	5,754.00
70,000.0000	BURLINGTON RES INC DEB 9.125X 10/01/2021 DD 10/17/91	83,662.60	117.0100	81,907.00	1,755.60-
170,000.0000	BURLINGTON RES INC DEB 6.875X 02/15/2024 DD 02/15/96	151,441.10	93.5160	158,980.60	7,539.50
100,000.0000	CIT GROUP HLDGS INC NT 5.875X 10/15/2008 DD 10/15/93	98,485.00	97.2700	97,270.00	1,215.00-
150,000.0000	CSX CORP DEB 9.000X 08/15/2006	178,174.50	113.9480	170,922.00	7,252.50-

UNI F541107
KNIGHT FOUNDATION
LB CREDIT INDEX

INVESTMENT DETAIL
31 DECEMBER 2001

RUN DATE: 25-JAN-02
PAGE: 6
M1101

SHARES/ PAR VALUE	SECURITY DESCRIPTION	COST	PRICE	MARKET VALUE	UNREALIZED GAIN/LOSS
100,000.0000	CSX CORP DEBS 7.900X 05/01/2017 DD 05/06/97	113,252.00	108.1170	108,117.00	5,135.00-
130,000.0000	CALENERGY INC SR BDS 8.488X 09/15/2028 DD 09/22/98	138,309.60	105.5270	137,185.10	1,124.50-
490,000.0000	CANADA GOVT BDS 5.250X 11/05/2008 DD 11/05/98	474,512.40	99.5010	487,554.90	13,042.50
180,000.0000	CANADIAN NATL RY CO NTS 6.900X 07/15/2028 DD 07/07/98	168,224.40	99.6950	179,451.00	11,226.60
100,000.0000	CAPITAL ONE BK NTN 6.700X 05/15/2008 DD 04/28/98	100,141.00	92.6580	92,658.00	7,483.00-
50,000.0000	CAROLINA PWR & LT CO 1ST MTG 7.500X 03/01/2023 DD 03/01/93	48,787.00	97.6480	48,824.00	117.00
100,000.0000	CATERPILLAR INC DEB 9.375X 08/15/2011 DD 08/15/91	129,722.00	123.4100	123,410.00	6,312.00-
50,000.0000	CATERPILLAR INC 8.000X 02/15/2023	54,253.00	113.6280	56,814.00	2,561.00
560,000.0000	CHASE MANHATTAN CORP NEW SUB 6.500X 01/15/2009 DD 01/25/94	531,198.20	102.2470	572,583.20	41,385.00
250,000.0000	CHRYSLER CORP SR NTS 7.450X 03/01/2027 DD 03/03/97	259,555.50	95.5240	238,810.00	20,745.50-
100,000.0000	CINCINNATI GAS & ELEC CO 1ST 7.200X 10/01/2023 DD 10/01/93	92,105.00	97.0780	97,078.00	4,973.00



Mellon Bank, N.A

INVESTMENT DETAIL
31 DECEMBER 2001

RUN DATE 25-JAN-02
PAGE 7
M1101

UNI F541107
KNIGHT FOUNDATION
LB CREDIT INDEX

SHARES/ PAR VALUE	SECURITY DESCRIPTION	COST	PRICE	MARKET VALUE	UNREALIZED GAIN/LOSS
1,250,000 0000	CITIGROUP INC GLOBAL SUB NT 7 250% 10/01/2010 DD 10/11/00	1,357,669 00	107 2630	1,340,787 50	16,881.50-
100,000 0000	CITICORP CAPITAL II BDS 8.015% 02/15/2027 DD 01/29/97	96,896 00	103 7480	103,748.00	6,852.00
400,000 0000	CITICORP SUB NT I 7 125% 06/01/2003 DD 03/05/93	427,656 00	105 6610	422,644.00	5,012 00-
100,000 0000	CITICORP SHELF 84 7 750% 06/15/2006 DD 06/13/94	94,625 00	110 4300	110,430.00	15,805 00
100,000 0000	CITIGROUP CAP II TR PFD SECS 7 750% 12/01/2036 DD 12/01/96	95,132 00	103 3840	103,384.00	8,252.00
650,000 0000	CLEAR CHANNEL COMMS SR NT 7.875% 06/15/2005 DD 06/21/00	679,269 50	104 7030	680,569.50	1,300.00
100,000 0000	COASTAL CORP SR DEB 9 625% 05/15/2012 DD 05/20/92	125,663.00	115 2790	115,279.00	10,184 00-
300,000 0000	COASTAL CORP NTS 6 500% 06/01/2008 DD 06/05/98	281,976 00	96 9990	290,997 00	9,021 00
400,000 0000	COCA COLA ENTERPRISE INC NT 8 500% 02/01/2022	467,125 00	119 4050	477,620.00	10,495.00
200,000 0000	COMCAST CABLE COMMS EXCH NTS 8 875% 05/01/2017 DD 05/01/97	228,851 50	115 1240	230,248 00	1,396.50
200,000 0000	COMCAST CABLE COMMS NTS 6 200% 11/15/2008 DD 11/16/98	204,382 00	98 6310	197,262 00	7,120.00-

INVESTMENT DETAIL
31 DECEMBER 2001

RUN DATE 25-JAN-02
PAGE 8
M1101

UNI F541107
KNIGHT FOUNDATION
LB CREDIT INDEX

SHARES/ PAR VALUE	SECURITY DESCRIPTION	COST	PRICE	MARKET VALUE	UNREALIZED GAIN/LOSS
350,000 0000	COMMONWEALTH EDISON CO 6 400% 10/15/2005 DD 10/15/93	358,015.00	102 5680	358,988 00	973.00
100,000 0000	COMMONWEALTH 6 950% 07/15/2018 DD 07/15/98	106,927 00	96 9000	96,900 00	10,027 00-
150,000 0000	COMAGRA INC NTS 9 750% 03/01/2021	179,176 00	126 5710	189,856 50	10,680.50
100,000 0000	COMAGRA INC SUB DEB 7 400% 09/15/2004	103,095.00	107 0690	107,069.00	3,974.00
200,000 0000	CONOCO INC SR NTS 6 950% 04/15/2029 DD 04/20/99	188,522 00	101 7730	203,546.00	15,024 00
400,000 0000	CON EDISON CO NY DEB SER 92-B 7 625% 03/01/2004 DD 02/01/92	414,644.00	106 1210	424,484.00	9,840.00
100,000 0000	CONSOLIDATED ELEC CO N Y INC 7 125% 02/15/2029 DD 02/15/94	91,819 00	93 2170	93,217.00	1,398 00
150,000 0000	CONTINENTAL CABLEVISION SR NT 8.300% 05/15/2006 DD 05/13/95	167,118 00	109 7930	164,689.50	2,428 50-
340,000 0000	COUNTRYWIDE HOME LOANS NT 5 500% 08/01/2006 DD 08/08/01	344,263 60	99 7490	339,146.60	5,117.00-
850,000 0000	CREDIT SUISSE FB USA NTS 5 875% 08/01/2006 DD 07/27/01	864,892 00	101 7340	864,739.00	153 00-
200,000 0000	DAIMLER CHRYSLER NORTH AMER NT 7 200% 09/01/2009 DD 08/24/99	196,482 00	99.9370	199,874.00	3,392 00



Mellon Bank, N.A.

INVESTMENT DETAIL
31 DECEMBER 2001

RUN DATE: 25-JAN-02
PAGE: 9
M1101

NI F541107
KNIGHT FOUNDATION
B CREDIT INDEX

SHARES/ PAR VALUE	SECURITY DESCRIPTION	COST	PRICE	MARKET VALUE	UNREALIZED GAIN/LOSS
400,000.0000	DAIMLER CHRYSLER W A HLDG NT 6.400X 05/15/2006 DD 05/15/01	403,508.00	99.8660	399,464.00	4,044.00-
350,000.0000	DAYTON HUDSON CORP MTS 6.400X 02/15/2003 DD 02/14/96	343,892.50	104.1130	364,395.50	20,503.00
100,000.0000	DAYTON HUDSON CORP DEBENTURES 6.750X 01/01/2028 DD 01/01/98	99,564.00	99.6950	99,695.00	131.00
130,000.0000	DEAN WITTER DISCOVER & CO 6.875X 03/01/2003	126,669.40	104.5830	135,957.90	9,288.50
200,000.0000	DEERE & CO SR DEBS 6.550X 10/01/2028 DD 10/06/98	185,430.00	93.9490	187,898.00	2,468.00
100,000.0000	DELHAIZE AMER INC DEB 144A 9.000X 04/15/2031 DD 04/19/01	112,312.00	118.6980	118,698.00	6,386.00
165,000.0000	DELHAIZE AMER INC NT 8.125X 04/15/2011 DD 10/15/01	179,595.90	109.7650	181,112.25	1,516.35
100,000.0000	DELPHI AUTOMOTIVE SYS CORP NT 6.500X 05/01/2009 DD 05/04/99	99,393.00	95.0550	95,055.00	4,338.00-
250,000.0000	DEUTSCHE BK FINL BK GTD 6.700X 12/13/2006 DD 12/13/96	250,257.50	105.9160	264,790.00	14,532.50
200,000.0000	DEUTSCHE TELEKOM INTL 8.000X 06/15/2010 DD 07/06/00	199,314.00	109.0100	218,020.00	18,706.00
260,000.0000	DEUTSCHE TELEKOM INTL 8.250X 06/15/2030 DD 07/06/00	262,231.80	110.9900	288,574.00	26,342.20

NI F541107
KNIGHT FOUNDATION
B CREDIT INDEX

INVESTMENT DETAIL
31 DECEMBER 2001

RUN DATE: 25-JAN-02
PAGE: 10
M1101

SHARES/ PAR VALUE	SECURITY DESCRIPTION	COST	PRICE	MARKET VALUE	UNREALIZED GAIN/LOSS
500,000.0000	DISNEY WALT CO HTN STR 00043 5.500X 12/29/2006 DD 06/28/01	502,520.00	99.5410	497,705.31	4,814.69-
200,000.0000	DISNEY GLOBAL BONDS 6.750X 03/30/2006 DD 03/27/96	193,155.00	104.9830	209,966.00	16,811.00
380,000.0000	DOMINION RES INC VA SER A 8.125X 06/15/2010 DD 06/26/00	412,172.00	109.4710	415,989.80	3,817.80
100,000.0000	DOW CHEM CO NT 7.375X 11/01/2029 DD 11/01/99	104,983.00	109.0700	109,070.00	4,087.00
150,000.0000	DU PONT E I DE MEMOURS & CO NT 8.250X 09/15/2006 DD 02/23/91	172,104.00	114.3820	171,573.00	531.00-
220,000.0000	DU PONT E I DE MEMOURS & CO 6.500X 01/15/2028 DD 01/13/98	210,452.00	99.9610	219,914.20	9,462.20
400,000.0000	DUKE CAP CORP SR NT 7.500X 10/01/2009 DD 09/28/99	430,472.00	105.5520	422,208.00	8,264.00-
160,000.0000	DUKE CAP CORP 8.000X 10/01/2019 DD 09/28/99	173,841.60	108.7170	173,947.20	105.60
250,000.0000	EDP OPER LTD PARTNERSHIP MTS 6.750X 02/15/2008 DD 02/18/98	248,472.50	101.0700	252,675.00	4,202.50
100,000.0000	EDP OPER LTD PARTNERSHIP MTS 7.250X 02/15/2018 DD 02/18/98	94,444.00	94.7730	94,773.00	329.00
150,000.0000	EATON CORP DEB 7.650X 11/15/2029 DD 11/16/99	149,353.50	99.3590	149,038.50	315.00-



Mellon Bank, N A

INVESTMENT DETAIL
31 DECEMBER 2001

RUN DATE 25-JAN-02
PAGE 11
M1101

KNI F541107
KNIGHT FOUNDATION
LB CREDIT INDEX

SHARES/ PAR VALUE	SECURITY DESCRIPTION	COST	PRICE	MARKET VALUE	UNREALIZED GAIN/LOSS
200,000 0000	EXELON GENERATION CO 144A 6 950Z 06/15/2011 DD 06/14/01	204,602 00	101 3900	202,780 00	1,822 00-
250,000 0000	FEDERATED DEPT STORES SR NT 8 125Z 10/15/2002 DD 10/06/95	267,302 50	103 7500	259,375 00	7,927.50-
165,000 0000	FEDERATED DEPT STORES SR DEBS 7 450Z 07/15/2017 DD 07/14/97	164,539 70	99 5870	164,318 55	221 15-
170,000 0000	FEDERATED DEPT STORES SR NT 6 625Z 04/01/2011 DD 03/27/01	166,683 30	98 2650	167,050 50	367 20
200,000 0000	FINLAND REP MT 5 875Z 02/27/2006 DD 02/27/96	182,237 00	104 7240	209,448 00	27,211 00
100,000 0000	FIRST UN CORP SUB MT 8 125Z 06/24/2002 DD 06/24/92	105,790 00	102 9200	102,920.00	2,870 00-
1,100,000 0000	FIRST UN CORP SUB MTS 6 875Z 09/15/2005 DD 09/22/95	1,176,384 00	105 9610	1,165,571 00	10,813 00-
100,000 0000	FIRST UN CORP SUB MTS 6 550Z 10/15/2035 DD 10/15/95	107,600 00	104.4540	104,454 00	3,146 00-
325,000 0000	FIRST ENERGY CORP NT SER B 6 450Z 11/15/2011 DD 11/15/01	319,387 25	97 9050	318,191 25	1,196 00-
100,000 0000	FIRSTENERGY CORP NT SER C 7 375Z 11/15/2031 DD 11/15/01	99,832 00	97 6340	97,634 00	2,198 00-
180,000 0000	FLEET FINL GROUP SUB DEBS 6 700Z 07/15/2028 DD 07/10/98	159,597 00	96 3430	173,417.40	13,820 40

INVESTMENT DETAIL
31 DECEMBER 2001

RUN DATE 25-JAN-02
PAGE 12
M1101

KNI F541107
KNIGHT FOUNDATION
LB CREDIT INDEX

SHARES/ PAR VALUE	SECURITY DESCRIPTION	COST	PRICE	MARKET VALUE	UNREALIZED GAIN/LOSS
100,000 0000	FLEET BOSTON CORP SUB NT 7 375Z 12/01/2009 DD 12/06/99	99,091 00	106.4730	106,473 00	7,382.00
50,000 0000	FLORIDA PMR & LT CO 1ST MTG 7 050Z 12/01/2026 DD 12/01/93	42,451 50	94 1480	47,074 00	4,622.50
944,000 0000	FORD MTR CO DEL DEBS 6.625Z 02/15/2028 DD 02/23/98	852,111 56	83 3840	787,144 96	64,966.60-
500,000 0000	FORD MTR CR CO 6 750Z 08/15/2008 DD 08/18/93	530,595 00	97.0510	485,255 00	45,340 00-
144,000 0000	FORD MOTOR CR CO MTS 6 375Z 11/05/2008 DD 11/05/93	120,214 00	94 7310	136,412 64	16,198 56
965,000 0000	FORD MTR CR CO NT 7.250Z 01/15/2003 DD 01/18/00	986,442 30	102 6060	990,147 90	3,705.60
1,600,000.0000	FORD MTR CR CO GLOBAL SECS 6 875Z 02/01/2006 DD 01/30/01	1,645,520 00	99.9650	1,599,440.00	46,080 00-
250,000 0000	FORD MTR CR CO GLOBAL SECS 7 375Z 02/01/2011 DD 01/30/01	256,617 50	98 6800	246,700.00	9,917 50-
100,000 0000	FORT JAMES CORP SR MTS 6 875Z 09/15/2007 DD 09/29/97	102,573 00	94 5070	94,507 00	8,066 00-
50,000 0000	FORTUNE BRANDS INC DEBS 7 875Z 01/15/2023 DD 01/15/93	51,280 00	102 8070	51,403 50	123.50
300,000 0000	FRANCE TELECOM SA NT 144A 7.200Z 03/01/2006 DD 03/14/01	299,544 00	105 0250	315,075.00	15,531.00



Mellon Bank, N.A.

INVESTMENT DETAIL
31 DECEMBER 2001

RUN DATE: 25-JAN-02
PAGE: 13
M1101

KNT F541107
KNIGHT FOUNDATION
LB CREDIT INDEX

SHARES/ PAR VALUE	SECURITY DESCRIPTION	COST	PRICE	MARKET VALUE	UNREALIZED GAIN/LOSS
200,000.0000	FRANCE TELECOM SA NT 144A 6.500Z 03/01/2031 DD 03/14/01	198,488.00	113.9440	227,888.00	29,400.00
200,000.0000	GE GLOBAL IMS HLDG CORP 7.000Z 02/15/2026 DD 02/26/96	208,071.00	103.8590	207,718.00	353.00-
200,000.0000	GTE CORP 6.940Z 04/15/2028 DD 04/15/98	202,725.00	100.1660	200,332.00	2,393.00-
50,000.0000	GTE SOUTH INC DEB SER D 7.500Z 03/15/2026 DD 03/15/96	47,038.50	99.7230	49,861.50	2,823.00
1,000,000.0000	GENERAL ELEC MTN STR 00454 7.500Z 06/05/2003 DD 06/05/00	1,053,760.00	106.5020	1,065,020.00	11,260.00
700,000.0000	GENERAL ELEC CAP CORP NT 8.750Z 05/21/2007	825,790.00	117.3180	821,226.00	4,564.00-
400,000.0000	GMAC SR NT 5.850Z 01/14/2009 DD 01/14/99	350,012.00	93.6420	374,568.00	24,556.00
450,000.0000	GENERAL MTRS ACCEP CORP GL BD 7.250Z 03/02/2011 DD 03/02/01	459,675.00	100.7130	453,208.50	6,466.50-
1,400,000.0000	GENERAL MTRS ACCEP CORP NT 6.125Z 09/15/2006 DD 09/12/01	1,404,074.00	98.9550	1,385,570.00	18,704.00-
200,000.0000	GENERAL MTRS ACCEP CORP NT 6.875Z 09/15/2011 DD 09/12/01	199,646.00	97.8050	195,610.00	4,036.00-
115,000.0000	GENERAL MTRS CORP NT 7.000Z 06/15/2003 DD 06/15/93	105,548.15	104.1610	119,785.15	14,237.00

INVESTMENT DETAIL
31 DECEMBER 2001

RUN DATE: 25-JAN-02
PAGE: 14
M1101

KNT F541107
KNIGHT FOUNDATION
LB CREDIT INDEX

SHARES/ PAR VALUE	SECURITY DESCRIPTION	COST	PRICE	MARKET VALUE	UNREALIZED GAIN/LOSS
300,000.0000	GMAC BND5 6.750Z 05/01/2024 DD 04/29/98	275,850.00	89.2940	267,882.00	7,968.00-
180,000.0000	GENERAL MTRS CORP SR NT 7.200Z 01/15/2011 DD 01/11/01	181,774.80	101.1040	181,987.20	212.40
125,000.0000	GEORGIA PAC CORP DEB 9.500Z 12/01/2011 DD 12/01/91	145,210.00	107.0130	133,766.25	11,443.75-
100,000.0000	GEORGIA PAC CORP DEB 8.125Z 06/15/2023 DD 06/15/93	94,970.00	89.3660	89,366.00	5,604.00-
100,000.0000	GEORGIA PAC CORP DEB 7.750Z 11/15/2029 DD 11/10/99	93,908.00	83.4970	83,497.00	10,411.00-
1,200,000.0000	GOLDMAN SACHS GROUP INC NT 7.350Z 10/01/2009 DD 09/29/99	1,269,136.00	105.4060	1,264,872.00	4,264.00-
165,000.0000	GRAND MET INVT CORP GTD DEB 9.000Z 08/15/2011	192,584.70	120.9220	199,521.30	6,936.60
300,000.0000	GRAND MET INVT CORP GTD NT 7.125Z 09/15/2004	320,412.00	107.5000	322,500.00	2,088.00
50,000.0000	GRAND MET GTD NTS 8.000Z 09/15/2022 DD 09/15/92	52,016.50	114.7120	57,356.00	5,339.50
250,000.0000	HSBC HLDGS INC 7.500Z 07/15/2009 DTD 07/06/99	254,500.00	108.1090	270,272.50	15,772.50
200,000.0000	HANSON OVERSEAS BV SR NT 6.750Z 09/15/2005 DD 09/26/95	189,926.00	102.4990	204,998.00	15,072.00



Mellon Bank, N.A

MI F541107
KNIGHT FOUNDATION
B CREDIT INDEX

INVESTMENT DETAIL
31 DECEMBER 2001

RUN DATE 25-JAN-02
PAGE 15
M1101

SHARES/ PAR VALUE	SECURITY DESCRIPTION	COST	PRICE	MARKET VALUE	UNREALIZED GAIN/LOSS
150,000 0000	HERSHEY FOODS CORP MTS 6 700% 10/01/2005 DD 10/02/95	161,841 00	105 7850	158,677.50	3,163.50-
160,000 0000	HERTZ CORP DEB 7 000% 01/15/2028 DD 01/20/98	146,772 80	87 0150	139,224.00	7,548 80-
200,000 0000	HONEYWELL INTL INC NT 7 500%03/01/2010 DD 03/01/00	199,306 00	107 8590	215,718.00	16,412 00
821,000 0000	HOUSEHOLD FIN CORP MTS 6 400% 06/17/2008 DD 06/17/98	807,715 19	99 2180	814,579 78	6,864 59
100,000 0000	HOUSEHOLD FINANCE CORP MTS 6 375% 08/01/2010 DD 07/28/98	102,883 00	97 8060	97,806.00	5,077 00-
100,000 0000	HOUSEHOLD FINANCE CORP SR MTS 5.875% 09/25/2004 DD 09/25/98	100,000 00	102 9820	102,982 00	2,982 00
125,000 0000	HYDRO-QUEBEC DEB SER FU 11 750% 02/01/2012	172,547 50	142 2460	177,807 50	5,260 00
50,000 0000	HYDRO-QUEBEC DEB SER GH 8 250% 04/15/2026	51,972 50	120 1340	60,067 00	8,094.50
275,000 0000	HYDRO QUEBEC DEBS SER HQ 9 500% 11/15/2030 DD 11/15/90	345,790.50	136 9200	376,530.00	30,739 50
150,000 0000	ICI WILMINGTON INC 6 950% 09/15/2004 DD 09/15/97	153,819 00	103 7340	155,601.00	1,782 00
340,000 0000	INTER AMERN DEV BK BD 8 875% 06/01/2009	403,398 60	119 6890	406,942 60	3,544 00

KNI F541107
KNIGHT FOUNDATION
LB CREDIT INDEX

INVESTMENT DETAIL
31 DECEMBER 2001

RUN DATE 25-JAN-02
PAGE 16
M1101

SHARES/ PAR VALUE	SECURITY DESCRIPTION	COST	PRICE	MARKET VALUE	UNREALIZED GAIN/LOSS
1,300,000 0000	INTER AMERN DEV BK SHELF 2 6 125% 03/08/2006 DD 03/08/96	1,377,792 00	105 8380	1,375,894.00	1,898 00-
151,000 0000	INTL BK RECON & DEV WASH DC BD 8 250% 09/01/2016	182,397 43	120 7230	182,291.73	105.70-
190,000.0000	INTL BK FOR RECON & DEV BD 9 250% 07/15/2017	232,010 50	129 0570	245,208 30	13,197 80
600,000 0000	INTERNATIONAL BK FOR RECON 5 625% 03/17/2003	606,808 00	103 7200	622,320.00	15,512.00
250,000 0000	IBM CORP MTS 7 250% 11/01/2002 DD 11/01/92	239,065 00	104 0800	260,200.00	21,135 00
300,000 0000	IBM CORP 7 000% 10/30/2025 DD 10/30/95	313,116 00	105 4410	316,323.00	3,207 00
170,000.0000	INTL PAPER CO DEB 6.875% 11/01/2023 DD 11/01/93	157,644 40	93 8210	159,495 70	1,851 30
400,000 0000	ITALY REP NT 6 000% 09/27/2003 DD 09/27/93	376,480 00	104 8190	419,276 00	42,796 00
300,000.0000	ITALY REP OF DEBS 6.875% 09/27/2023 DD 09/27/93	284,346 00	107 9230	323,769.00	39,423 00
1,000,000 0000	ITALY REP NT 7.250% 02/07/2005 DD 02/07/00	1,090,590 00	107.6090	1,076,090 00	14,500 00-
197,000 0000	J P MORGAN CHASE & CO SUB NT 6 750% 08/15/2008 DD 08/17/93	202,489 17	104 1580	205,191.26	2,702 09



Mellon Bank, N.A.

INVESTMENT DETAIL
31 DECEMBER 2001

RUN DATE: 25-JAN-02
PAGE: 17
M1101

VI F541107
KNIGHT FOUNDATION
3 CREDIT INDEX

SHARES/ PAR VALUE	SECURITY DESCRIPTION	COST	PRICE	MARKET VALUE	UNREALIZED GAIN/LOSS
168,000.0000	JOHNSON & JOHNSON 6.950X 09/01/2029 DD 09/02/99	180,865.44	105.7980	177,740.64	3,124.80-
70,000.0000	KM ENERGY INC DEBS 7.250X 03/01/2028 DD 03/09/98	67,698.40	98.7870	69,150.90	1,452.50
250,000.0000	KELLOGG CO DEB SER B 7.450X 04/01/2031 DD 03/29/01	249,808.00	107.8550	269,637.50	19,829.50
350,000.0000	KEYSPAN CORP NT 7.625X 11/15/2010 DD 11/20/00	391,681.50	108.5940	380,079.00	11,602.50-
100,000.0000	KEYSPAN CORP NT 8.000X 11/15/2030 DD 11/20/00	109,191.00	112.6510	112,651.00	3,460.00
250,000.0000	KOREA DEVELOPMENT BANK BONDS 7.375X 09/17/2004 DD 09/17/97	250,085.00	106.4580	266,145.00	16,060.00
250,000.0000	KOREA ELEC PWR CORP DEB 7.750X 04/01/2013	233,922.50	105.1090	262,772.50	28,850.00
200,000.0000	KOREA REP NTS 8.750X 04/15/2003 DD 04/17/98	209,000.00	106.6250	213,250.00	4,250.00
235,000.0000	KOREA REP BDS 8.875X 04/15/2008 DD 04/17/98	271,754.00	115.1410	270,581.35	1,172.65-
1,000,000.0000	KRAFT FOODS INC GLOBAL NT 4.625X 11/01/2006 DD 11/02/01	990,460.00	97.7869	977,869.26	12,590.74-
165,000.0000	KROGER CO NTS 6.800X 12/15/2018 DD 12/11/98	141,515.55	97.3040	160,551.60	19,036.05

KNI F541107
KNIGHT FOUNDATION
18 CREDIT INDEX

INVESTMENT DETAIL
31 DECEMBER 2001

RUN DATE: 25-JAN-02
PAGE: 18
M1101

SHARES/ PAR VALUE	SECURITY DESCRIPTION	COST	PRICE	MARKET VALUE	UNREALIZED GAIN/LOSS
185,000.0000	KROGER CO NT 8.050X 02/01/2010 DD 02/11/00	195,691.55	109.3420	202,282.70	6,591.15
530,000.0000	LASHO USA INC GTD NT 7.500X 06/30/2006 DD 07/08/96	572,050.20	107.7240	570,937.20	1,113.00-
450,000.0000	LEHMAN BROS HLDS INC 8.500X 05/01/2007 DD 05/09/95	499,332.00	112.5940	506,673.00	7,341.00
120,000.0000	LEHMAN BROS HLDS INC NT 7.875X 08/15/2010 DD 08/15/00	128,691.20	108.4340	130,120.80	9,429.60
250,000.0000	LEHMAN BROS INC SR SUB NT 7.500X 08/01/2026 DD 07/30/96	260,625.00	105.5640	263,910.00	3,285.00
100,000.0000	LILLY ELI & CO 7.125X 06/01/2025 DD 06/01/95	98,835.00	107.7230	107,723.00	8,888.00
250,000.0000	LOCKHEED MARTIN GTD 7.250X 05/15/2006 DD 05/15/96	244,072.50	106.7660	266,915.00	22,842.50
100,000.0000	LOCKHEED MARTIN CO GTD 7.750X 05/01/2026 DD 05/01/96	98,780.00	109.0000	109,000.00	10,220.00
210,000.0000	LOCKHEED MARTIN CORP DEB 8.500X 12/01/2029 DD 11/23/99	215,337.30	119.3900	250,719.00	35,381.70
100,000.0000	MCI COMM CORP SHELF 6 7.125X 06/15/2027 DD 06/24/96	101,050.00	102.9840	102,984.00	1,934.00
370,000.0000	MCI COMM CORP NTS 6.950X 08/15/2004 DD 08/09/96	361,686.10	102.6270	379,719.90	18,033.80



Mellon Bank, N A

INVESTMENT DETAIL
31 DECEMBER 2001

RUN DATE: 25-JAN-02
PAGE 19
M1101

NI F541107
NIGHT FOUNDATION
B CREDIT INDEX

SHARES/ PAR VALUE	SECURITY DESCRIPTION	COST	PRICE	MARKET VALUE	UNREALIZED GAIN/LOSS
100,000 0000	MALAYSIA NT DTD 06/02/1999 8 750% 06/01/2009 DD 06/02/99	99,268 00	111 7750	111,775 00	12,507 00
650,000 0000	MANITOBA PROV CDA DEBS SER EF 5 500% 10/01/2008 DD 09/29/98	662,350 00	100 1200	650,780 00	11,570.00-
100,000 0000	MAY DEPT STORES 8 375% 08/01/2024 DD 08/01/94	97,544 00	106 5810	106,581 00	9,037 00
185,000 0000	MERCK 5.950% 12/01/2028 DD 11/30/98	150,207.05	93 9480	173,803.60	23,596 75
200,000 0000	MERITA BK LTD NY BRH SUB NT 6 500% 01/15/2006 DD 01/22/96	200,422 00	104.2540	200,508 00	8,086.00
100,000 0000	MERRILL LYNCH & CO INC NT 7.000% 04/27/2008	100,000 00	106 9220	106,922 00	6,922.00
1,440,000 0000	MERRILL LYNCH & CO BONDS 6 000% 02/12/2003 DD 02/12/98	1,496,174 40	103 5990	1,491,825.60	4,348.80-
200,000 0000	MERRILL LYNCH & CO INC NT 6 875% 11/15/2018 DD 11/24/98	178,612 00	100 2860	200,572.00	21,960.00
300,000 0000	METLIFE INC SR NT 6 125% 12/01/2011 DD 11/27/01	303,876 00	99 1460	297,438 00	6,438.00-
450,000 0000	MEXICO UNITED MEXICAN STS US\$ 11 500% 05/15/2026 DD 05/07/96	542,250 00	127.4060	573,327 00	31,077 00
750,000 0000	MORGAN STANLEY DEAN WITTER CO 7.750% 06/15/2005 DD 06/09/00	810,562 50	108 7270	815,452.50	4,890 00

INVESTMENT DETAIL
31 DECEMBER 2001

RUN DATE: 25-JAN-02
PAGE 20
M1101

NI F541107
NIGHT FOUNDATION
B CREDIT INDEX

SHARES/ PAR VALUE	SECURITY DESCRIPTION	COST	PRICE	MARKET VALUE	UNREALIZED GAIN/LOSS
240,000 0000	MORGAN STANLEY DW & CO GL NT 6 750% 04/15/2011 DD 04/23/01	239,887 20	102 1942	245,266 20	5,379.00
100,000 0000	MOTOROLA INC 7 500% 05/15/2025 DD 05/15/95	104,220 00	93 1250	93,125.00	11,095 00-
800,000.0000	NATIONAL RURAL UTILS COOP FIN 6 000% 05/15/2006 DD 05/23/01	827,816.00	101 7703	814,162.72	13,653 28-
1,741,000 0000	NATIONSBANK CORP 7.625% 04/15/2005 DD 04/27/95	1,898,966 49	108 0620	1,881,359.42	17,607 07-
150,000 0000	NATIONSBANK CORP SUB NOTES 7 750% 08/15/2015 DD 09/05/95	156,610 50	109 1250	163,687.50	7,077.00
100,000 0000	NATIONSBANK CORP SUB NOTES DTD 7 250% 10/15/2025 DD 10/23/95	107,407 00	103 8320	103,832 00	3,575 00-
100,000 0000	NEW YORK TEL CO DEB 7 250% 02/15/2024	86,207.00	97.5230	97,523 00	11,316 00
300,000 0000	NEWCOURT CR GROUP INC US\$ GTD 6 875% 02/16/2005 DD 02/16/99	287,679 00	103 6700	311,010 00	23,331 00
350,000 0000	NEWS AMER HLDGS INC DEBS 8.875% 04/26/2023 DD 04/26/93	390,347 00	109 7140	383,999 00	6,348 00-
250,000 0000	NEWS AMER HLDGS INC SR DEB 7 700% 10/30/2025 DD 10/30/95	246,690 00	97 5900	243,975 00	2,715 00-
120,000 0000	NEWS AMERICA HLDGS INC NTS 7 375% 10/17/2008 DD 10/17/96	128,035 20	104.9840	125,980.80	2,054 40-



Mellon Bank, N.A.

KNI F541107
KNIGHT FOUNDATION
LB CREDIT INDEX

INVESTMENT DETAIL
31 DECEMBER 2001

RUN DATE: 25-JAN-02
PAGE: 21
M1101

SHARES/ PAR VALUE	SECURITY DESCRIPTION	COST	PRICE	MARKET VALUE	UNREALIZED GAIN/LOSS
200,000.0000	NIAGARA MOHAWK PMR CORP 16-1ST 8.000X 06/01/2004	216,856.00	107.7170	215,434.00	1,422.00-
650,000.0000	NISOURCE FIN CORP STD NT 7.625X 11/15/2005 DD 11/14/00	672,405.50	104.5000	679,250.00	6,844.50
320,000.0000	NORFOLK SOUTHERN CORP BOS 7.700X 05/15/2017 DD 05/19/97	327,644.80	107.2460	343,187.20	15,542.40
100,000.0000	NORSK HYDRO AS 7.150X 11/15/2025 DD 11/15/95	92,206.00	100.0290	100,029.00	7,823.00
125,000.0000	NORSK HYDRO AS DEB 7.250X 09/23/2027 DD 05/26/00	118,246.25	97.9880	122,445.00	4,238.75
1,125,000.0000	NORTHROP GRUMMAN CORP MTS 8.625X 10/15/2004 DD 10/27/94	1,225,238.75	109.9250	1,236,656.25	11,417.50
250,000.0000	NORWEST CORP MTN 0TR00207 6.875X 08/08/2006 DD 08/08/96	266,455.00	107.4710	268,477.50	2,222.50
150,000.0000	NORWEST FINL INC NT 7.000X 01/15/2003 DD 01/26/93	152,271.00	104.5300	156,795.00	4,524.00
50,000.0000	NORWEST FINL INC SR NT 6.125X 08/01/2003 DD 08/12/93	44,097.50	104.6090	52,304.50	8,207.00
300,000.0000	NOVA SCOTIA PROV CDA DEB 7.250X 07/27/2013	300,987.00	109.6760	329,028.00	28,041.00
75,000.0000	OCCIDENTAL PETE CORP SR DEB 10.125X 09/15/2009	94,422.75	120.3790	90,284.25	4,138.50-

KNI F541107
KNIGHT FOUNDATION
LB CREDIT INDEX

INVESTMENT DETAIL
31 DECEMBER 2001

RUN DATE: 25-JAN-02
PAGE: 22
M1101

SHARES/ PAR VALUE	SECURITY DESCRIPTION	COST	PRICE	MARKET VALUE	UNREALIZED GAIN/LOSS
100,000.0000	OCCIDENTAL PETE CORP SR DEBS 7.200X 04/01/2028 DD 04/01/98	90,865.00	98.7800	98,780.00	7,915.00
100,000.0000	ONTARIO HYDRO LOCAL GOVT 6.100X 01/30/2008 DD 01/30/98	100,236.00	103.8200	103,820.00	3,584.00
165,000.0000	ONTARIO PROV CDA 7.000X 08/04/2005 DD 08/04/95	163,696.50	107.2160	176,906.40	13,209.90
100,000.0000	ORACLE CORP ST MTS 6.720X 02/15/2004 DD 02/15/97	98,989.00	102.3380	102,330.00	3,341.00
480,000.0000	PMC FDG CORP 6.125X 09/01/2003 DD 09/01/95	404,388.00	104.5510	418,204.00	13,816.00
200,000.0000	PACIFIC BELL NT 7.000X 07/15/2004 DD 07/15/92	212,386.00	106.9820	213,964.00	1,578.00
260,000.0000	PACIFIC BELL DEB 7.125X 03/15/2026 DD 03/15/93	250,448.90	104.9560	272,885.60	22,436.70
150,000.0000	PAINE WEBBER GROUP INC 7.625X 10/15/2008 DD 10/11/96	162,408.00	109.9490	164,923.50	2,515.50
50,000.0000	PEPSI BOTTLING GRP INC STD SR 7.000X 03/01/2029 DD 03/08/99	51,116.00	105.3590	52,679.50	1,563.50
50,000.0000	PETRO CANADA DEBS 7.875X 06/15/2026 DD 06/07/96	53,488.00	104.8020	52,401.00	1,087.00-
160,000.0000	PHARMACIA CORP DEB STEP UP 12/01/2028 DD 12/09/98	159,897.60	100.5580	160,892.80	995.20



Mellon Bank, N.A

INVESTMENT DETAIL
31 DECEMBER 2001

RUN DATE: 25-JAN-02
PAGE 23
M1101

NI F541107
KNIGHT FOUNDATION
B CREDIT INDEX

SHARES/ PAR VALUE	SECURITY DESCRIPTION	COST	PRICE	MARKET VALUE	UNREALIZED GAIN/LOSS
120,000 0000	PHILIP MORRIS COS INC MT 7 250% 01/15/2003	112,659 60	103 5110	124,213 20	11,553 60
150,000 0000	PHILIP MORRIS COS INC 6 375% 02/01/2006 DD 02/01/96	155,343 00	102 8810	154,321 50	1,021 50-
100,000 0000	PHILIP MORRIS NTS 7 650% 07/01/2008 DD 07/01/96	108,477 00	106 9820	106,982 00	1,495.00-
100,000 0000	PHILLIPS PETE CO NTS 9 375% 02/15/2011 DD 02/15/91	110,460 00	121 7550	121,755 00	11,295 00
150,000 0000	PHILLIPS PETE CO MT 8 750% 05/25/2010 DD 05/25/00	171,610 50	116 4000	174,600.00	2,989 50
260,000 0000	PROCTER & GAMBLE CO MT 8 500% 08/10/2009	308,032 40	117 8120	306,311 20	1,721.20-
150,000 0000	PROCTER & GAMBLE CO DEBS 6 450% 01/15/2026 DD 01/10/96	138,108 00	100 5270	150,790.50	12,682 50
200,000 0000	PROGRESS ENERGY INC SR MT 7 100% 03/01/2011 DD 02/22/01	209,380 00	103 7940	207,588 00	1,792.00-
330,000 0000	PROGRESS ENERGY INC SR MT 7.750% 03/01/2031 DD 02/22/01	343,312 20	107 6052	355,097.19	11,784 99
185,000 0000	PUBLIC SVC ELEC & GAS CO 8 875% 06/01/2003 DD 06/01/91	193,247 30	105 7400	195,619 00	2,371 70
325,000 0000	QUEBEC PROV CDA 7 500% 07/15/2023 DD 07/08/93	345,499 75	110 5190	359,186 75	13,687 00

NI F541107
KNIGHT FOUNDATION
B CREDIT INDEX

INVESTMENT DETAIL
31 DECEMBER 2001

RUN DATE: 25-JAN-02
PAGE 24
M1101

SHARES/ PAR VALUE	SECURITY DESCRIPTION	COST	PRICE	MARKET VALUE	UNREALIZED GAIN/LOSS
100,000 0000	QUEBEC PROV CDA DEB 7 125% 02/09/2024 DD 02/09/94	105,453 00	106.0400	106,040 00	587 00
225,000.0000	QUEBEC PROV CDA 6.500% 01/17/2006 DD 01/17/96	211,959 00	106 5610	239,762 25	27,803 25
900,000 0000	QUEST CAP FDB INC LTD MT 7.900% 08/15/2010 DD 02/15/01	933,513.00	101 8660	916,794 00	16,719 00-
150,000.0000	RALSTON PURINA CO 7 875% 06/15/2025 DD 06/15/95	164,613 00	114 9560	172,434.00	7,821 00
280,000.0000	RAYTHEON CO NOTES 6.750% 08/15/2007 DD 08/12/97	263,967.20	102 8320	287,929.60	23,962.40
100,000.0000	RAYTHEON CO BONDS 7 200% 08/15/2027 DD 08/12/97	99,852 00	100 2000	100,200.00	348 00
150,000 0000	REPUBLIC NY CORP SUB MT 5 875% 10/15/2008 DD 10/21/93	127,633 50	98.2930	147,439 50	19,806 00
400,000 0000	ROHM & HAAS CO MT 7.400% 07/15/2009 DD 07/06/99	394,495.00	108.4210	433,684 00	39,189.00
840,000 0000	SAFEWAY INC NTS 6 050% 11/15/2003 DD 11/09/98	869,774 85	104 1950	875,238 00	5,463.15
100,000 0000	SANTANDER FINANCIAL 7 750% 05/15/2005 DD 05/11/95	101,965 00	106 4270	106,427 00	4,462.00
100,000 0000	SANTANDER FINL SUB NTS 6 375% 02/15/2011 DD 02/16/96	97,699.00	97.1130	97,113.00	586 00-



Mellon TrustSM

Mellon Bank, N.A.

INVESTMENT DETAIL
31 DECEMBER 2001

RUN DATE: 25-JAN-02
PAGE: 25
M1101

FI F541107
KNIGHT FOUNDATION
B CREDIT INDEX

SHARES/ PAR VALUE	SECURITY DESCRIPTION	COST	PRICE	MARKET VALUE	UNREALIZED GAIN/LOSS
150,000 0000	SANMA FIN ARUBA GTD NT 8.350X 07/15/2009 DD 07/23/99	149,914.50	98 1520	147,228.00	2,686.50-
150,000 0000	SARA LEE CORP NT 6.250X 09/15/2011 DD 09/10/01	149,260 50	101.5780	152,367.00	3,106.50
85,000.0000	SASKATCHEWAN PROV CDA CONS DEB 9 125X 02/15/2021 DD 02/15/91	97,894.50	129.9190	110,431.15	12,536.65
50,000.0000	SEARS ROEBUCK & CO DEB 9.375X 11/1/2011	58,745 50	117.6600	58,830.00	84.50
200,000 0000	SEARS ROEBUCK ACCEP CORP NTS 7.000X 06/15/2007 DD 07/01/97	207,524 00	104.4540	208,908.00	1,384.00
150,000.0000	SOCIETE GENERALE NY SUB NTS 7.400X 06/01/2006 DD 06/04/96	158,274.00	107 8220	161,733.00	3,459.00
250,000.0000	SONY CORP NTS 6.125X 03/04/2003 DD 03/04/98	255,580.00	104.0030	260,007.50	4,427.50
200,000.0000	SPAIN KINGDOM GLOBAL NT 7.000X 07/19/2005 DD 07/19/00	199,626.00	107.8280	215,656.00	16,030.00
200,000 0000	SPIEXER PROPERTIES LP NOTES 6.750X 01/15/2008 DD 01/27/98	205,402.00	100 8170	201,634.00	3,768.00-
340,000.0000	SPRINT 5.700X 11/15/2003 DD 11/16/98	340,261 80	102.4630	348,374.20	8,112.40
350,000 0000	SPRINT CAP CORP 6.875X 11/15/2028 DD 11/16/98	329,816.50	91.4690	320,141.50	9,675.00-

FI F541107
KNIGHT FOUNDATION
B CREDIT INDEX

INVESTMENT DETAIL
31 DECEMBER 2001

RUN DATE: 25-JAN-02
PAGE: 26
M1101

SHARES/ PAR VALUE	SECURITY DESCRIPTION	COST	PRICE	MARKET VALUE	UNREALIZED GAIN/LOSS
350,000 0000	SPRINT CAP CORP 7 625X 01/30/2011 DD 01/25/01	362,764 50	104 8830	367,090.50	4,326.00
450,000.0000	SUNITOMO BK INTL FIN NY STD 8.500X 06/15/2009 DD 06/18/99	451,120.50	110.5000	497,250.00	46,129.50
450,000.0000	SUN MICROSYSTEM INC 7.350X 08/15/2004 DD 08/04/99	463,540.50	103.0100	463,545.00	4.50
100,000.0000	SUNAMERICA INC DEB 8.125X 04/28/2023 DD 04/28/93	111,109.00	114.4910	114,491.00	3,382.00
125,000.0000	SWEDEN KINGDOM DD 6.500X 03/04/2003	122,497.50	104.7820	130,977.50	8,480.00
216,000.0000	TCI COMMUN INC 8 750X 08/01/2015 DD 08/01/95	250,983.52	114.7750	247,914.00	3,069.52-
100,000.0000	TCI COMMUNICATIONS INC DEBS 7.125X 02/15/2028 DD 02/24/98	92,650.00	97.9250	97,925.00	5,275.00
225,000.0000	TCI COMMUNICATIONS INC SR NTS 6.375X 05/01/2003 DD 05/06/98	225,589.50	103 6700	233,257.50	7,668.00
525,000.0000	TARGET CORP NT 6 350X 01/15/2011 DD 01/10/01	540,429 00	102.1240	534,151.00	6,278.00-
470,000.0000	TELEFONICA EUROPE & V US NT 7.750X 09/15/2010 DD 09/21/00	506,708 30	105.5350	496,014.50	10,693.80-
100,000.0000	TEMNECO PACKAGING INC DEB 8.125X 06/15/2017 DD 11/04/99	99,908.00	97.0080	97,008.00	2,900.00-



Mellon Bank, N.A

NI F541107
KNIGHT FOUNDATION
B CREDIT INDEX

INVESTMENT DETAIL
31 DECEMBER 2001

RUN DATE: 25-JAN-02
PAGE 27
M1101

SHARES/ PAR VALUE	SECURITY DESCRIPTION	COST	PRICE	MARKET VALUE	UNREALIZED GAIN/LOSS
225,000 0000	TENNESSEE GAS PIPELINE CO DEB 7.500% 04/01/2017 DD 03/13/97	204,502.50	97 5510	219,489 75	14,987 25
285,000 0000	TEXACO CAP INC DEBS 8.625% 06/30/2010 DD 06/30/90	323,329 65	117 4730	334,798.05	11,468 40
125,000 0000	TEXAS UTILITIES ELEC 7.875% 03/01/2023 DD 03/01/93	125,878.75	99 9840	124,980 00	898 75-
50,000 0000	360 COMMUNICATION CO NTS 7.600% 04/01/2009 DD 03/17/97	57,295 50	104 5520	52,276 00	5,019 50-
200,000.0000	TIME WARNER ENTMT CO LP 144A 8.375% 07/15/2033 DD 10/01/92	234,943 00	113 1180	226,236.00	8,707 00-
250,000 0000	TIME WARNER INC NTS 7.750% 06/15/2005 DD 06/15/95	271,722 50	107 3530	268,382 50	3,340 00-
580,000 0000	TIME WARNER INC DEBS 7.250% 10/15/2017 DD 10/08/97	563,405 00	102 1100	592,238 00	28,833 00
170,000 0000	TIME WARNER INC GTD DEB 6.950% 01/15/2028 DD 01/12/98	155,536.40	97 6130	165,942 10	10,405 70
150,000 0000	TOSCO CORP SR NYS DTD 05/15/19 7.625% 05/15/2006 DD 05/15/96	162,486 00	109 2880	163,932 00	1,446 00
50,000 0000	TRANSCANADA PIPELINES LTD 8.625% 05/15/2012 DD 05/15/92	61,155.00	113 0770	56,538 50	4,596 50-
359,000 0000	TYCO INTL GROUP SA 6.375% 06/15/2005 DD 06/09/98	368,370 49	101 5110	364,424 49	3,946 00-

KNI F541107
KNIGHT FOUNDATION
LB CREDIT INDEX

INVESTMENT DETAIL
31 DECEMBER 2001

RUN DATE: 25-JAN-02
PAGE 28
M1101

SHARES/ PAR VALUE	SECURITY DESCRIPTION	COST	PRICE	MARKET VALUE	UNREALIZED GAIN/LOSS
125,000 0000	TYCO INTL GROUP SA CO GUARANT 7.800% 06/15/2028 DD 06/09/98	117,705 00	97.2310	121,538.75	3,833 75
150,000 0000	TYCO INTL GROUP S A 6.125% 01/15/2009 DD 01/12/99	151,902 00	98.5300	147,795 00	4,107 00-
228,000 0000	USX-MARATHON GROUP DEB 8.500% 03/01/2023	239,705 52	111.6200	254,493 60	14,788.08
150,000 0000	UNILEVER CAP CORP 7.125% 11/01/2010 DD 10/24/00	157,680 00	108.1720	162,258.00	4,578 00
150,000 0000	UNION CARBIDE DEB 7.875% 04/01/2023	158,045 50	113 1340	169,701 00	11,655 50
75,000 0000	UNION ELEC CO IST MTG 6.750% 05/01/2008	72,735.00	102 8270	77,120.25	4,385 25
200,000 0000	UNION OIL CO CALIF NT 6.375% 02/01/2004 DD 02/01/94	184,564 00	103 1110	206,222.00	21,658 00
50,000.0000	UNION OIL CO OF CAL 7.500% 02/15/2029 DD 02/18/99	49,238 50	103 5250	51,762 50	2,524 00
250,000 0000	UNION PACIFIC CORP BDS 6.625% 02/01/2029 DD 02/01/99	220,740 00	96 1560	240,390.00	19,650 00
175,000 0000	UNION PACIFIC RESOURCES DEB 7.500% 10/15/2026 DD 10/15/96	183,379 00	100 0780	175,136 50	8,242 50-
200,000 0000	UNITED MEXICAN STS MTN TR00004 9.875% 02/01/2010 DD 01/28/00	218,500 00	111 7500	223,500.00	5,000 00



Mellon Bank, N.A.

NI FS41107
KNIGHT FOUNDATION
B CREDIT INDEX

INVESTMENT DETAIL
31 DECEMBER 2001

RUN DATE: 25-JAN-02
PAGE: 29
#1101

SHARES/ PAR VALUE	SECURITY DESCRIPTION	COST	PRICE	MARKET VALUE	UNREALIZED GAIN/LOSS
900,000.0000	UNITED MEXICAN MTN #TR 00005 8.500Z 02/01/2006 DD 08/01/00	969,750.00	107.1000	963,900.00	5,850.00-
250,000.0000	UNITED MEXICAN MTN #TR 00006 8.375Z 01/14/2011 DD 01/16/01	256,875.00	103.7500	259,375.00	2,500.00
50,000.0000	UNITED PARCEL SVC AMER INC DEB 8.375Z 04/01/2020 DD 12/20/09	51,734.00	120.2500	60,125.00	8,391.00
250,000.0000	U S TREASURY BONDS 05.375Z 02/15/2031 DD 02/15/01	247,187.50	98.5470	246,367.50	820.00-
1,405,000.0000	UNITED STATES TREASURY NOTES 05.000Z 08/15/2011 DD 08/15/01	1,421,514.26	99.6870	1,400,602.35	20,911.91-
3,950,000.0000	UNITED STATES TREAS MTS 2.750Z 10/31/2003 DD 10/31/01	3,949,845.71	99.7810	3,941,349.50	8,496.21-
200,000.0000	U S TREASURY NOTES 3.500Z 11/15/2006 DD 11/15/01	195,242.19	96.3750	192,750.00	2,492.19-
160,000.0000	U S WEST 6.875Z 07/15/2028 DD 06/29/98	145,188.80	87.0650	139,304.00	5,884.80-
130,000.0000	U S WEST COMMUNICATIONS INC 7.500Z 06/15/2023	125,659.30	91.4370	118,868.10	6,791.20-
150,000.0000	UNITED TECHNOLOGIES CORP DEB 8.750Z 03/01/2021 DD 03/01/91	179,037.00	122.0160	183,024.00	3,987.00
125,000.0000	UNITED UTILS PLS MTS 6.875Z 08/15/2028 DD 07/28/98	104,008.75	87.4230	109,278.75	5,270.00

KNI FS41107
KNIGHT FOUNDATION
LB CREDIT INDEX

INVESTMENT DETAIL
31 DECEMBER 2001

RUN DATE: 25-JAN-02
PAGE: 30
#1101

SHARES/ PAR VALUE	SECURITY DESCRIPTION	COST	PRICE	MARKET VALUE	UNREALIZED GAIN/LOSS
550,000.0000	VERIZON GLOBAL FDG CORP NT 7.250Z 12/01/2010 DD 06/01/01	591,519.50	106.9490	584,219.50	3,300.00-
250,000.0000	VERIZON GLOBAL FDG CORP NT 7.750Z 12/01/2030 DD 06/01/01	268,897.50	110.9140	277,285.00	8,387.50
225,000.0000	VIACOM INC SR NT 7.750Z 06/01/2005 DD 05/25/95	246,093.75	107.2740	241,366.50	4,727.25-
170,000.0000	VIACOM IND SR NT 7.875Z 07/30/2030 DD 08/01/00	185,765.80	110.3950	187,671.50	1,905.70
50,000.0000	VIRGINIA ELEC & PWR CO SER B 8.625Z 10/01/2024 DD 10/26/94	55,402.00	107.8280	53,914.00	1,488.00-
165,000.0000	VOYAFONE AIRTOUCH PLC NT 7.750Z 02/15/2010 DD 08/15/00	167,186.25	109.1597	180,113.55	12,927.30
100,000.0000	VOYAFONE AIRTOUCH PLC NT 7.875Z 02/15/2030 DD 02/10/00	107,361.00	112.8120	112,812.00	5,451.00
200,000.0000	WACHOVIA CORP SUB MTS 5.625Z 12/15/2008 DD 12/21/98	197,242.00	97.5520	195,104.00	2,138.00-
1,150,000.0000	WAL MART STORES INC 5.875Z 10/15/2005 DD 10/14/93	1,206,603.00	104.5040	1,201,796.00	4,807.00-
409,000.0000	WAL MART STORES INC SHELF 5 7.500Z 05/15/2004 DD 05/15/94	420,153.43	108.6430	444,349.87	24,196.44
250,000.0000	WAL MART STORES INC NT 6.875Z 08/10/2009 DD 08/10/99	249,020.00	107.2160	268,040.00	19,020.00



Mellon TrustSM

Mellon Bank, N.A

INVESTMENT DETAIL
31 DECEMBER 2001

RUN DATE 25-JAN-02
PAGE: 31
M1101

NI F541107
KNIGHT FOUNDATION
& CREDIT INDEX

<u>SHARES/ PAR VALUE</u>	<u>SECURITY DESCRIPTION</u>	<u>COST</u>	<u>PRICE</u>	<u>MARKET VALUE</u>	<u>UNREALIZED GAIN/LOSS</u>
275,000 0000	WASHINGTON MUN INC SUB NT 8 250% 04/01/2010 DD 04/04/00	309,358 50	110 8060	304,716 50	4,642.00-
830,000 0000	WELLS FARGO & CO SUB MTS 6 875% 04/01/2006 DD 04/09/96	878,744.90	107 5870	892,972 10	14,227 20
100,000 0000	WESTVACO CORP DEB 7 000% 08/15/2023 DD 08/15/93	91,714 00	95 9880	95,988.00	4,274.00
100,000 0000	WESTVACO CORP NT 7 100% 11/15/2009 DD 11/10/99	97,576 00	102.5930	102,593.00	5,017 00
100,000.0000	WEYERHAEUSER CO DEB 7 125% 07/15/2023 DD 07/15/93	93,928 00	96 3080	96,308 00	2,380 00
100,000 0000	WEYERHAEUSER CO SHELF 9 7 950% 03/15/2025 DD 03/15/95	102,266 00	105.3160	105,316 00	5,050.00
430,000 0000	WILLIAMS COS INC MTS 6.500% 08/01/2006 DD 07/28/98	428,933 60	99.4330	427,561 90	1,371 70-
200,000.0000	WILLIAMS COS INC SR NT 7 750% 06/15/2031 DD 06/13/01	199,306 00	100 3120	200,624 00	1,318 00
500,000 0000	WORLDCOM INC GA MTS 6 400% 08/15/2005 DD 08/11/98	502,900 00	101.8920	509,460 00	6,560 00
675,000 0000	WORLDCOM INC GA NEW NT 8 250% 05/15/2031 DD 05/16/01	689,661.00	105 4430	711,740 25	22,079.25
TOTAL INVESTMENTS FIXED INCOME SECURITIES		102,923,007 53		104,466,505 13	1,543,497 60
TOTAL INVESTMENT		102,923,007 53		104,466,505 13	1,543,497 60



Mellon Bank, N.A

1 F541108
KNIGHT FOUNDATION
GOVT LONG INDEX

INVESTMENT DETAIL
31 DECEMBER 2001

RUN DATE: 25-JAN-02
PAGE: 1
M1101

SHARES/ PAR VALUE	SECURITY DESCRIPTION	COST	PRICE	MARKET VALUE	UNREALIZED GAIN/LOSS
INVESTMENTS CASH EQUIVALENTS					
199,520.7100	KNIGHT FOUNDATION PROPRIETARY VAR RT 12/31/2099DD 08/23/94	199,520.71	1 0000	199,520.71	0.00
TOTAL INVESTMENTS CASH EQUIVALENTS		199,520.71		199,520.71	0.00
INVESTMENTS FIXED INCOME SECURITIES					
1,700,000.0000	FEDERAL HOME LN MTS CORP DEB 6.750X 09/15/2029 DD 11/22/99	1,745,946.00	106 0940	1,803,598.00	57,651.20
1,850,000.0000	FEDERAL NATL MTS ASSM DEBS 6.250X 05/15/2029 DD 05/15/99	1,752,709.57	99 5780	1,842,193.00	109,483.43
612,000.0000	FEDERAL NATL MTS ASSM DEBS 7.125X 01/15/2030 DD 01/15/00	638,055.67	110.9690	679,130.28	41,074.61
185,000.0000	FINANCING CORP 9.400X 02/08/2018 DD 02/08/88	230,382.81	133.1250	246,281.25	15,898.44
850,000.0000	RESOLUTION FDC CORP 8 875X 07/15/2020 DD 07/15/90	1,039,397.00	130.8120	1,111,902.00	72,505.00
200,000.0000	TENNESSEE VALLEY AUTHORITY 6.875X 12/15/2043 DD 12/15/93	178,892.00	97.9640	195,928.00	17,036.00
50,000.0000	TENNESSEE VALLEY AUTH PRIN STR 11/01/2025	52,276.00	106.4520	53,226.00	950.00
200,000 0000	TENNESSEE VALLEY AUTHORITY 6.250X 12/15/2017 DD 12/15/97	204,112.00	100.6130	201,226.00	2,886.00-

1 F541108
KNIGHT FOUNDATION
GOVT LONG INDEX

INVESTMENT DETAIL
31 DECEMBER 2001

RUN DATE: 25-JAN-02
PAGE: 2
M1101

SHARES/ PAR VALUE	SECURITY DESCRIPTION	COST	PRICE	MARKET VALUE	UNREALIZED GAIN/LOSS
500,000.0000	U S TREASURY BONDS 12.000X 08/15/2013 DD 08/15/83	705,156.25	139.5160	697,580.00	7,576.25-
750,000.0000	U S TREASURY BONDS 11.250X 02/15/2015 DD 02/15/85	1,138,945.31	153.4220	1,150,665.00	11,719.69
4,445,000.0000	U S TREASURY BONDS 09.250X 02/15/2016 DD 02/15/86	5,979,017.97	135.2500	6,011,862.50	32,844.53
100,000.0000	U S TREASURY BONDS 08.750X 05/15/2017 DD 05/15/87	116,156.25	131.3750	131,375.00	15,218.75
100,000 0000	U S TREASURY BONDS 08 875X 08/15/2017 DD 08/15/87	133,671.88	132.8440	132,844.00	827.88-
160,000.0000	U S TREASURY BONDS 9.125X 05/15/2018 DD 05/15/88	184,111.71	136.2340	217,974.40	33,862.69
550,000.0000	U S TREASURY BONDS 08.875X 02/15/2019 DD 02/15/89	690,250.00	134.1540	737,858.00	47,608.00
330,000 0000	U S TREASURY BONDS 08.125X 08/15/2019 DD 08/15/89	423,392.58	126 2640	416,677.80	6,714.78-
300,000.0000	U S TREASURY BONDS 08.750X 05/15/2020 DD 05/15/90	371,843.75	134.0160	402,048.00	30,204.25
2,075,000.0000	U S TREASURY BONDS 08.125X 05/15/2021 DD 05/15/91	2,328,170.75	127.6410	2,648,550.75	320,380.00
5,870,000.0000	U S TREASURY BONDS 08.125X 08/15/2021 DD 08/15/91	6,819,220.31	127.7190	7,497,105.30	677,884.99



Mellon Trust

Mellon Bank, N.A

INVESTMENT DETAIL
31 DECEMBER 2001

RUN DATE 25-JAN-02
PAGE 3
M1101

NI F541108
KNIGHT FOUNDATION
B GOVT LONG INDEX

<u>SHARES/ PAR VALUE</u>	<u>SECURITY DESCRIPTION</u>	<u>COST</u>	<u>PRICE</u>	<u>MARKET VALUE</u>	<u>UNREALIZED GAIN/LOSS</u>
1,205,000 0000	U S TREASURY BONDS 08 000% 11/15/2021 DD 11/15/91	1,424,770 32	126 5940	1,525,457 70	100,687 38
150,000 0000	U S TREASURY BONDS 07 125% 02/15/2023 DD 02/15/93	171,492 19	116 4220	174,633.00	3,140 81
60,000 0000	U S TREASURY BONDS 07.625% 02/15/2025 DD 02/15/95	68,746.87	123.5470	74,128 20	5,381.33
200,000 0000	U S TREASURY BONDS 06 500% 11/15/2026 DD 11/15/96	204,875 00	109 5310	219,062 00	14,187.00
1,190,000 0000	U S TREASURY BONDS 06 375% 08/15/2027 DD 08/15/97	1,229,456.27	107.9530	1,284,640.70	55,184 43
3,480,000.0000	U S TREASURY BONDS 06 125% 11/15/2027 DD 11/15/97	3,423,234 96	104 8280	3,648,014 40	224,779 44
5,015,000 0000	U S TREAS BONDS 05 500% 08/15/2028 DD 08/15/98	4,965,678 72	96 5620	4,842,584 30	123,094 42-
750,000 0000	U S TREASURY BONDS 05 250% 11/15/2028 DD 11/15/98	682,500 00	93 3910	700,432 50	17,932.50
TOTAL INVESTMENTS FIXED INCOME SECURITIES		36,882,462 74		38,646,978.08	1,764,515 34
TOTAL INVESTMENT		37,081,983 45		38,846,498 79	1,764,515.34



Mellon Bank, N.A.

INVESTMENT DETAIL
31 DECEMBER 2001

RUN DATE: 25-JAN-02
PAGE: 1
M1101

NI F541109
KNIGHT FOUNDATION
B 1-3 YEAR GOVT INDEX

SHARES/ PAR VALUE	SECURITY DESCRIPTION	COST	PRICE	MARKET VALUE	UNREALIZED GAIN/LOSS
INVESTMENTS CASH EQUIVALENTS					
2,577,695 5500	KNIGHT FOUNDATION PROPRIETARY VAR RT 12/31/2099DD 08/23/94	2,577,695.55	1.0000	2,577,695.55	0 00
TOTAL INVESTMENTS CASH EQUIVALENTS		2,577,695.55		2,577,695.55	0 00
INVESTMENTS FIXED INCOME SECURITIES					
300,000 0000	FEDERAL HOME LN BK CONS BDS 5 250Z 02/13/2004 DD 02/08/01	304,467 00	103.5780	310,734.00	6,267.00
6,500,000.0000	FEDERAL HOME LN BK CONS BDS 4 875Z 04/16/2004 DD 04/17/01	6,471,855 00	102.7190	6,476,735.00	204,880.00
200,000 0000	FEDERAL HOME LN BK BD 7 360Z 07/01/2004 DD 07/01/94	205,562.00	108.1560	216,312.00	10,750.00
1,500,000 0000	FEDERAL HOME LN MTC CORP DEBS 5 000Z 01/15/2004 DD 01/15/99	1,498,020.00	103.2500	1,548,750.00	50,730.00
1,500,000.0000	FEDERAL HOME LN MTC CORP MTS 7.000Z 02/15/2003 DD 02/18/00	1,501,755 00	105.0470	1,575,705.00	73,950.00
6,100,000 0000	FEDERAL NATL MTC ASSM BM MTS 4.750Z 11/14/2003 DD 11/02/98	5,948,877.66	102.8590	6,274,399.00	325,521.34
1,000,000 0000	FEDERAL NATL MTC ASSM DEBS 5.625Z 05/14/2004 DD 05/10/99	995,617 50	104.5160	1,045,160.00	49,542.50
800,000 0000	FEDERAL NATL MTC ASSM DEBS 6 500Z 08/15/2004 DD 08/06/99	842,840 00	106.5470	852,376.00	9,536 00

NI F541109
KNIGHT FOUNDATION
B 1-3 YEAR GOVT INDEX

INVESTMENT DETAIL
31 DECEMBER 2001

RUN DATE 25-JAN-02
PAGE: 2
M1101

SHARES/ PAR VALUE	SECURITY DESCRIPTION	COST	PRICE	MARKET VALUE	UNREALIZED GAIN/LOSS
1,200,000 0000	FEDERAL NATL MTC ASSM DEBS 5 000Z 02/14/2003 DD 02/23/01	1,243,453 13	102.8440	1,234,128.00	9,325.13-
5,800,000 0000	U S TREASURY BONDS 11.125Z 08/15/2003 DD 07/05/83	6,544,750 00	112.8910	6,547,678.00	928.00
5,050,000 0000	U S TREASURY NOTES 06.250Z 02/15/2003 DD 02/15/93	5,260,794.92	104.4220	5,273,311.00	12,516.08
3,500,000.0000	U S TREASURY NOTES 07.250Z 05/15/2004 DD 05/15/94	3,611,015.62	108.7970	3,807,895.00	196,879.38
1,500,000.0000	U S TREASURY NOTES 05.625Z 12/31/2002 DD 12/31/97	1,526,914.06	103.5000	1,552,500.00	25,585.94
1,200,000.0000	U S TREASURY NOTES 05.500Z 02/28/2003 DD 02/28/98	1,243,453.12	103.6870	1,244,244.00	790.88
3,950,000.0000	U S TREASURY NOTES 06.000Z 08/15/2004 DD 08/15/99	4,172,458.99	106.1250	4,191,937.50	19,478.51
2,800,000.0000	U S TREASURY NOTES 05.875Z 11/15/2004 DD 11/15/99	2,991,296.88	105.8440	2,963,632.00	27,664.88-
7,900,000.0000	UNITED STATES TREASURY NOTES 03.875Z 06/30/2003 DD 06/30/01	8,066,640 63	101.9220	8,051,838.00	14,802.63-
TOTAL INVESTMENTS FIXED INCOME SECURITIES		52,431,771.51		53,367,334.50	935,562.99
TOTAL INVESTMENT		55,009,467 06		55,945,030.05	935,562.99



Mellon TrustSM

Mellon Bank, N.A

INVESTMENT DETAIL BY CURRENCY
31 DECEMBER 2001

RUN DATE 25-JAN-02

PAGE 1

61151

BASE CURRENCY: USD

NI F541110
KNIGHT FOUNDATION
POLYTECHNOS VENTURE FUND II LP

<u>SECURITY DESCRIPTION</u> (FX RATE: LOCAL TO BASE)	<u>SHARES/PAR VALUE/ LOCAL PRICE/ BASE PRICE</u>	<u>LOCAL COST/ BASE COST</u>	<u>LOCAL MARKET VALUE/ BASE MARKET VALUE</u>	<u>PCT OF TOTAL</u>	<u>UNREALIZED CURRENCY GAIN/LOSS IN BASE CURRENCY</u>	<u>UNREALIZED INVESTMENT GAIN/LOSS IN LOCAL/BASE CURRENCY</u>
<u>EURO CURRENCY UNIT</u>	0.890400000					
<u>VENTURE CAPITAL</u>						
POLYTECHNOS VENTURE FUND II LP	1,500,000.0000 1.000000 0.890400	1,500,000.00 1,314,900.00	1,500,000.00 1,335,600.00	100 %	20,700.00	0.00 0.00
TOTAL VENTURE CAPITAL		1,500,000.00 1,314,900.00	1,500,000.00 1,335,600.00	100 %	20,700.00	0.00 0.00
TOTAL EURO CURRENCY UNIT		1,500,000.00 1,314,900.00	1,500,000.00 1,335,600.00	100 %	20,700.00	0.00 0.00
<u>TOTAL INVESTMENTS</u>		1,314,900.00	1,335,600.00		20,700.00	0.00



Mellon Trust

Mellon Bank, N.A

INVESTMENT DETAIL
31 DECEMBER 2001

RUN DATE: 25-JAN-02
PAGE 1
M1101

MI F541111
THE KNIGHT FOUNDATION
ORME CAPITAL MGMT

<u>SHARES/ PAR VALUE</u>	<u>SECURITY DESCRIPTION</u>	<u>COST</u>	<u>PRICE</u>	<u>MARKET VALUE</u>	<u>UNREALIZED GAIN/LOSS</u>
<u>INVESTMENTS VENTURE CAPITAL</u>					
50,075.1120	ORME CAPITAL MANAGEMENT	5,000,000.00	100.6800	5,041,562.28	41,562.28
TOTAL INVESTMENTS VENTURE CAPITAL		5,000,000.00		5,041,562.28	41,562.28
TOTAL INVESTMENT		5,000,000.00		5,041,562.28	41,562.28



Mellon Bank, N.A

CNT F541112
(NIGHT FOUNDATION
12 CONVERTIBLE FUND)

INVESTMENT DETAIL
31 DECEMBER 2001

RUN DATE: 25-JAN-02
PAGE: 1
H1101

<u>SHARES/ PAR VALUE</u>	<u>SECURITY DESCRIPTION</u>	<u>COST</u>	<u>PRICE</u>	<u>MARKET VALUE</u>	<u>UNREALIZED GAIN/LOSS</u>
<u>INVESTMENTS VENTURE CAPITAL</u>					
25,000.0000	OZ MANAGEMENT LLC OZ CONVERTIBLE FUND	25,000,000.00	1,000 7000	25,017,500.00	17,500.00
TOTAL INVESTMENTS VENTURE CAPITAL		25,000,000.00		25,017,500.00	17,500.00
TOTAL INVESTMENT		25,000,000.00		25,017,500.00	17,500.00



Mellon TrustSM

Mellon Bank, N.A

INVESTMENT DETAIL BY CURRENCY
31 DECEMBER 2001

RUN DATE: 25-JAN-02

PAGE 1

61151

BASE CURRENCY: USD

NI F541113
KNIGHT FOUNDATION
BRIDGEPOINT CAP 2ND EURO PRIV

<u>SECURITY DESCRIPTION</u> <u>(FX RATE, LOCAL TO BASE)</u>	<u>SHARES/PAR VALUE/</u> <u>LOCAL PRICE/</u> <u>BASE PRICE</u>	<u>LOCAL COST/</u> <u>BASE COST</u>	<u>LOCAL MARKET VALUE/</u> <u>BASE MARKET VALUE</u>	<u>PCT</u> <u>OF</u> <u>TOTAL</u>	<u>UNREALIZED</u> <u>CURRENCY</u> <u>GAIN/LOSS IN</u> <u>BASE CURRENCY</u>	<u>UNREALIZED</u> <u>INVESTMENT</u> <u>GAIN/LOSS IN</u> <u>LOCAL/BASE CURRENCY</u>
--	--	--	--	---	---	---

*** NO POSITIONS END OF PERIOD ***



Mellon Trust

Mellon Bank, N.A.

INVESTMENT DETAIL
31 DECEMBER 2001

RUN DATE: 25-JAN-02
PAGE: 1
M1101

NI F541114
NIGHT FOUNDATION
ICAP NETWORK FUND

<u>SHARES/ PAR VALUE</u>	<u>SECURITY DESCRIPTION</u>	<u>COST</u>	<u>PRICE</u>	<u>MARKET VALUE</u>	<u>UNREALIZED GAIN/LOSS</u>
------------------------------	-----------------------------	-------------	--------------	-------------------------	---------------------------------

*** NO POSITIONS END OF PERIOD ***



Mellon Trust

Mellon Bank, N.A

INI F541115
KNIGHT FOUNDATION
IGI RUSSELL 1000 GROWTH FUND

INVESTMENT DETAIL
31 DECEMBER 2001

RUN DATE: 25-JAN-02
PAGE: 1
M1101

<u>SHARES/ PAR VALUE</u>	<u>SECURITY DESCRIPTION</u>	<u>COST</u>	<u>PRICE</u>	<u>MARKET VALUE</u>	<u>UNREALIZED GAIN/LOSS</u>
------------------------------	-----------------------------	-------------	--------------	-------------------------	---------------------------------

*** NO POSITIONS END OF PERIOD ***



Mellon Bank, N.A.

KNI F541116
KNIGHT FOUNDATION
BGI RUSSELL 1000 VALUE FUND

INVESTMENT DETAIL
31 DECEMBER 2001

RUN DATE: 25-JAN-02
PAGE: 1
M1101

<u>SHARES/ PAR VALUE</u>	<u>SECURITY DESCRIPTION</u>	<u>COST</u>	<u>PRICE</u>	<u>MARKET VALUE</u>	<u>UNREALIZED GAIN/LOSS</u>
------------------------------	-----------------------------	-------------	--------------	-------------------------	---------------------------------

*** NO POSITIONS END OF PERIOD ***



Mellon Trust

Mellon Bank, N.A.

UNI F999001
KNIGHT FOUNDATION
TRANSITION ACCOUNT

INVESTMENT DETAIL
31 DECEMBER 2001

RUN DATE: 25-JAN-02
PAGE: 1
M1101

<u>SHARES/ PAR VALUE</u>	<u>SECURITY DESCRIPTION</u>	<u>COST</u>	<u>PRICE</u>	<u>MARKET VALUE</u>	<u>UNREALIZED - GAIN/LOSS</u>
------------------------------	-----------------------------	-------------	--------------	-------------------------	-----------------------------------

*** NO POSITIONS END OF PERIOD ***

John S. and James L. Knight Foundation

65-0464177

Schedule C Summary

2001

Account	Name	Proceeds	Basis	Gain (Loss)
999001	Knigh Foundaion ransition Account	35,625,410	36,595,553	(970,143)
540435	Mellon Cash Management	1,442,250	-	1,442,250
540450	Oak Associates	7,280,285	4,460,235	2,820,050
540453	Nicholas-Applegate	31,451,250	31,437,565	13,685
540455	KF-Post Venture	37,272,446	7,431,008	29,841,438
540460	Mellon Proprietary Fund	6,120,005,747	6,119,718,960	286,787
540467	James Knight KRI	16,694,924	5,713,852	10,981,072
540477	Mellon Future Marks	-	2,832,242	(2,832,242)
540481	Capital Guardian	1,914,293	10,383,738	(8,469,445)
540482	Pareto Partners	1,227,374	-	1,227,374
540486	Long Government Corp	40,898,469	40,451,920	446,549
540489	Intermediate Government Corp	55,810,713	55,473,180	337,533
541011	Spinnaker Tech	55,564,124	21,218,988	34,345,136
541013	Soundshore	41,135,155	25,000,000	16,135,155
541018	Warburg Pincus Core Account	51,669,972	47,615,868	4,054,104
541020	State Street REIT Fund	20,000,000	19,045,900	954,100
541046	Highfields	285,402	159,294	126,108
541056	Russell 1000 Index MCM CF	119,672,552	137,413,633	(17,741,081)
541068	MCM Russell 1000 Value Index	49,999,919	51,661,789	(1,661,870)
541071	BC European Capital VII	859,137	869,445	(10,308)
541079	MBA L/B Intermediate Govt Indx	335,683,521	323,741,274	11,942,247
541081	OZ Overseas Fund	302,821	284,113	18,708
541084	Everest Capital Intl	12,358,619	16,556,203	(4,197,584)
541085			358,793	(358,793)
541087			6,236	(6,236)
541089			3,780	(3,780)
541091			2,120	(2,120)
541106	MCM Russell 1000 Growth	214	196	18
541107	LB Credit Index	41,643,688	41,918,887	(275,199)
541108	LB Government Long Index	732,977	734,555	(1,578)
541109	LB 1-3 Year Government Index	4,877,965	4,777,617	100,348
541110	Polychnos Venture Fund II	1,314,900	1,325,250	(10,350)
	K-1 gains and loss		21,551,532	(21,551,532)
		<u>7,085,724,127</u>	<u>7,028,743,726</u>	<u>56,980,401</u>



Mellon Bank, N.A.

KNI F999001
KNIGHT FOUNDATION
TRANSITION ACCOUNT

TRANSACTION REPORT
FOR THE PERIOD 01 JANUARY 2001 THROUGH 31 DECEMBER 2001

RUN DATE 19-FEB-02
PAGE 54
R25701

TRAN CODE	EFFECTIVE/ CONTRACTUAL/ SETTLEMENT DATE	SECURITY DESCRIPTION (LOCAL CURR/SETTLE CURR)	SHARES PAR VALUE	TRADE DATE BASE AMOUNT	INVESTMENT BASE COST	REALIZED GAIN/LOSS IN BASE CURRENCY
SALES						
(* INDICATES PENDING SETTLEMENT)						
EQUITY						
U.S. DOLLAR						
S	31-AUG-01 06-SEP-01	FOSTER WHEELER LTD SHS	52,200 000-	347,640 34	356,526.00-	8,885.66-
S	31-AUG-01 06-SEP-01	ABN INDS INC	500.000-	17,275 00	17,295.00-	20.00-
S	31-AUG-01 06-SEP-01	AFC ENTERPRISES INC COM	6,200.000-	141,727.26	143,840 00-	2,112.74-
S	31-AUG-01 06-SEP-01	ATMI INC COM	700 000-	16,828.00	16,856 00-	28.00-
S	31-AUG-01 06-SEP-01	AXT INC COM	2,199.000-	40,042 45	38,042.70-	1,999 75
S	31-AUG-01 06-SEP-01	AXT INC COM	701.000-	12,793.25	12,127 30-	665 95
S	31-AUG-01 06-SEP-01	ACCREDITO HEALTH INC COM	700 000-	25,795 00	25,823.00-	28.00-
S	31-AUG-01 06-SEP-01	ACTIVISION INC	700.000-	25,935 00	25,963 00-	28.00-
S	31-AUG-01 06-SEP-01	ACTEL CORP COM	400 000-	9,020.00	9,036.00-	16.00-

KNI F999001
KNIGHT FOUNDATION
TRANSITION ACCOUNT

TRANSACTION REPORT
FOR THE PERIOD 01 JANUARY 2001 THROUGH 31 DECEMBER 2001

RUN DATE 19-FEB-02
PAGE 57
R25701

TRAN CODE	EFFECTIVE/ CONTRACTUAL/ SETTLEMENT DATE	SECURITY DESCRIPTION (LOCAL CURR/SETTLE CURR)	SHARES PAR VALUE	TRADE DATE BASE AMOUNT	INVESTMENT BASE COST	REALIZED GAIN/LOSS IN BASE CURRENCY
S	31-AUG-01 06-SEP-01	ACTRADE FINL TECHNOLOGIES LTD COM	4,300 000-	98,337.71	109,650.00-	11,312.29-
S	31-AUG-01 06-SEP-01	ADMINISTAFF INC COM	500.000-	16,900.00	16,920.00-	20.00-
S	31-AUG-01 06-SEP-01	ADOLOR CORP	1,100.000-	29,853 00	20,097.00-	44.00-
S	31-AUG-01 06-SEP-01	ADVANCED DIGITAL INFORMATION CORP	1,900.000-	23,446.00	23,522.00-	76.00-
S	31-AUG-01 06-SEP-01	ADVANCED TISSUE SCIENCES INC COM	3,500.000-	17,675.00	17,815.00-	140.00-
S	31-AUG-01 06-SEP-01	AEROFLEX INC	1,900.000-	16,815 00	16,891.00-	76.00-
S	31-AUG-01 06-SEP-01	ADVANCE PCS COM	6,600.000-	494,455.45	482,922.00-	11,533.45
S	31-AUG-01 06-SEP-01	ADVANCED ENERGY INDS INC	700.000-	16,205.00	16,233.00-	28.00-
S	31-AUG-01 06-SEP-01	AETHER SYSTEM INC COM	1,000.000-	8,850 00	8,890.00-	40.00-
S	31-AUG-01 06-SEP-01	AFFILIATED MANAGERS GROUP INC COM	500 000-	35,450 00	35,470.00-	20.00-
S	31-AUG-01 06-SEP-01	AGILE SOFTWARE CORP DEL COM	1,200 000-	12,000.00	12,048.00-	48.00-



Mellon Bank, N.A

KNI F999001
KNIGHT FOUNDATION
TRANSITION ACCOUNT

TRANSACTION REPORT
FOR THE PERIOD 01 JANUARY 2001 THROUGH 31 DECEMBER 2001

RUN DATE 19-FEB-02
PAGE 58
M25701

TRAN CODE	EFFECTIVE/ CONTRACTUAL/ SETTLEMENT DATE	SECURITY DESCRIPTION (LOCAL CURR/SETTLE CURR)	SHARES PAR VALUE	TRADE DATE BASE AMOUNT	INVESTMENT BASE COST	REALIZED GAIN/LOSS IN BASE CURRENCY
S	31-AUG-01 06-SEP-01	AIRBORNE INC COM	30,600 000-	413,698 16	413,406 00-	292.16
S	31-AUG-01 06-SEP-01	AIRGATE PCS INC COM	2,100.000-	123,685 87	123,081 00-	604.87
S	31-AUG-01 06-SEP-01	AIRGATE PCS INC COM	600 000-	23,576 00	23,444 00-	132.00
S	31-AUG-01 06-SEP-01	AKAMA1 TECHNOLOGIES INC	1,900 000-	7,999 00	8,075 00-	76.00-
S	31-AUG-01 06-SEP-01	ALAMOSA HLDGS INC COM	1,200 000-	18,876 00	18,924 00-	48.00-
S	31-AUG-01 06-SEP-01	ALBANY MOLECULAR RESH INC COM	400 000-	10,408 00	10,424 00-	16.00-
S	31-AUG-01 06-SEP-01	ALEXANDRIA REAL ESTATE EQUITIES INC COM	300 000-	11,997 00	12,009 00-	12.00-
S	31-AUG-01 06-SEP-01	ALKERMES INC COM	8,900 000-	227,476 40	251,870 00-	24,393 60-
S	31-AUG-01 06-SEP-01	ALLIANT TECHSYSTEMS INC COM	200 000-	20,810 00	20,818 00-	8.00-
S	31-AUG-01 06-SEP-01	ALPHA INDS INC	1,800 000-	57,094 89	61,056 00-	3,961 91-
S	31-AUG-01 06-SEP-01	ALPHA INDS INC	1,000 000-	31,760 00	33,920.00-	2,160 00-

KNI F999001
KNIGHT FOUNDATION
TRANSITION ACCOUNT

TRANSACTION REPORT
FOR THE PERIOD 01 JANUARY 2001 THROUGH 31 DECEMBER 2001

RUN DATE: 19-FEB-02
PAGE: 59
M25701

TRAN CODE	EFFECTIVE/ CONTRACTUAL/ SETTLEMENT DATE	SECURITY DESCRIPTION (LOCAL CURR/SETTLE CURR)	SHARES PAR VALUE	TRADE DATE BASE AMOUNT	INVESTMENT BASE COST	REALIZED GAIN/LOSS IN BASE CURRENCY
S	31-AUG-01 06-SEP-01	ALPHARMA INC CL A COM	500 000-	15,700.00	15,720 00-	20.00-
S	31-AUG-01 06-SEP-01	AMBAC FINANCIAL GROUP INC	9,000 000-	532,422 20	540,990 00-	8,567.80-
S	31-AUG-01 06-SEP-01	AMERICAN HEALTHWAYS INC	500.000-	15,750.00	15,770.00-	20.00-
S	31-AUG-01 06-SEP-01	AMERICAN ITALIAN PASTA CO CL A COM	300.000-	13,770 00	13,782.00-	12.00-
S	31-AUG-01 06-SEP-01	AMERICAN MGMT SYS INC COM	1,300.000-	22,958 00	23,010 00-	52.00-
S	31-AUG-01 06-SEP-01	AMERICAN MED SYS HLDGS INC COM	6,500 000-	129,410 67	130,970 00-	9,559.33-
S	31-AUG-01 06-SEP-01	AMERICAN MED SYS HLDGS INC COM	1,100 000-	21,945 00	23,518 00-	1,573.00-
S	31-AUG-01 06-SEP-01	AMERICAN WOODMARK CORP	400 000-	19,280 00	19,296.00-	16.00-
S	31-AUG-01 06-SEP-01	AMERIPATH INC	600 000-	19,938 00	19,962.00-	24 00-
S	31-AUG-01 06-SEP-01	AMERISOURCEBERGEN CORP COM	11,500 000-	740,575 29	747,500.00-	6,924.71-
S	31-AUG-01 06-SEP-01	AMETEX INC	2,500 000-	76,172 45	78,875.00-	2,702.55-



Mellon Bank, N.A

TRANSACTION REPORT
FOR THE PERIOD 01 JANUARY 2001 THROUGH 31 DECEMBER 2001

RUN DATE: 19-FEB-01
PAGE: 6
M25701

KNI F999001
KNIGHT FOUNDATION
TRANSITION ACCOUNT

TRAN CODE	EFFECTIVE/ CONTRACTUAL/ SETTLEMENT DATE	SECURITY DESCRIPTION (LOCAL CURR/SETTLE CURR)	SHARES PAR VALUE	TRADE DATE BASE AMOUNT	INVESTMENT BASE COST	REALIZED GAIN/LOSS IN BASE CURRENCY
S	31-AUG-01 06-SEP-01	AMETEX INC	1,300 000-	39,663.00	41,015.00-	1,352.00-
S	31-AUG-01 06-SEP-01	AMYLIN PHARMACEUTICALS INC COM	1,500 000-	10,830 00	10,890 00-	60 00-
S	31-AUG-01 06-SEP-01	AMADIGICS INC	1,000 000-	15,350 00	15,390.00-	40.00-
S	31-AUG-01 06-SEP-01	ANCHOR GAMING	500 000-	16,033 00	16,047.00-	12 00-
S	31-AUG-01 06-SEP-01	ANDREW CORP COM	400 000-	8,136 00	8,152 00-	16.00-
S	31-AUG-01 06-SEP-01	ANSYS INC COM	900 000-	16,920 00	16,956.00-	36.00-
S	31-AUG-01 06-SEP-01	ANTIGENICS INC DEL COM	1,600 000-	25,584 00	25,648.00-	64 00-
S	31-AUG-01 06-SEP-01	APOLLO GRP INC UNIV PHOENIX ONLINE COM	2,850.000-	79,683 34	101,317.50-	21,634 16-
S	31-AUG-01 06-SEP-01	APPLEBEES INTL INC COM	4,150.000-	133,874 53	125,911 00-	7,963.53
S	31-AUG-01 06-SEP-01	APPLEBEES INTL INC COM	500 000-	16,250 00	15,170 00-	980 00
S	31-AUG-01 06-SEP-01	APRIA HEALTHCARE GROUP INC COM	900 000-	24,444 00	24,480.00-	36 00-

TRANSACTION REPORT
FOR THE PERIOD 01 JANUARY 2001 THROUGH 31 DECEMBER 2001

RUN DATE: 19-FEB-01
PAGE: 6
M25701

KNI F999001
KNIGHT FOUNDATION
TRANSITION ACCOUNT

TRAN CODE	EFFECTIVE/ CONTRACTUAL/ SETTLEMENT DATE	SECURITY DESCRIPTION (LOCAL CURR/SETTLE CURR)	SHARES PAR VALUE	TRADE DATE BASE AMOUNT	INVESTMENT BASE COST	REALIZED GAIN/LOSS IN BASE CURRENCY
S	31-AUG-01 06-SEP-01	APTARGROUP INC COM	500 000-	17,895.00	17,915.00-	20.00-
S	31-AUG-01 06-SEP-01	ARCOSY GAMING CO COM	500.000-	14,845.00	14,845.00-	20.00-
S	31-AUG-01 06-SEP-01	AROLE INC	1,000 000-	12,160 00	12,220.00-	40.00-
S	31-AUG-01 06-SEP-01	ARRAY BIOPHARMA INC COM	1,800.000-	18,720.00	18,792.00-	72.00-
S	31-AUG-01 06-SEP-01	ARTHCARE CORP COM	500 000-	14,950 00	14,978 00-	20.00-
S	31-AUG-01 06-SEP-01	ASCENTIAL SOFTWARE CORP COM	8,000 000-	37,760 00	38,080.00-	320 00-
S	31-AUG-01 06-SEP-01	ASIANFO HLDGS INC COM	700 000-	9,975.00	10,003 00-	28.00-
S	31-AUG-01 06-SEP-01	ASPEN TECHNOLOGY INC COM	1,300.000-	21,411 00	21,443.00-	52.00-
S	31-AUG-01 06-SEP-01	ASTROPOWER INC CDT-COM	500 000-	17,545.00	17,565 00-	20.00-
S	31-AUG-01 06-SEP-01	ASYST TECHNOLOGIES INC	1,200 000-	15,192.00	15,240 00-	48.00-
S	31-AUG-01 06-SEP-01	ATLANTIC COAST AIRLS HLDGS INC COM	7,900.000-	199,547.33	197,184 00-	2,363.33

KNI F999001
KNIGHT FOUNDATION
TRANSITION ACCOUNT

TRANSACTION REPORT
FOR THE PERIOD 01 JANUARY 2001 THROUGH 31 DECEMBER 2001

RUN DATE 19-FEB-02
PAGE 62
M25701

TRAN CODE	EFFECTIVE/ CONTRACTUAL/ SETTLEMENT DATE	SECURITY DESCRIPTION (LOCAL CURR/SETTLE CURR)	SHARES PAR VALUE	TRADE DATE BASE AMOUNT	INVESTMENT BASE COST	REALIZED GAIN/LOSS IN BASE CURRENCY
S	31-AUG-01 06-SEP-01	ATLANTIC COAST AIRLS HLDGS INC COM	900 000-	22,770 00	22,464 00-	306.00
S	31-AUG-01 06-SEP-01	ATRIX LABS INC	900 000-	24,273 00	24,309 00-	36.00-
S	31-AUG-01 06-SEP-01	AVNET INC COM	9,039 000-	217,290 30	233,206 20-	15,915.90-
S	31-AUG-01 06-SEP-01	AVOCENT CORP COM	1,400 000-	28,714 00	28,770.00-	56 00-
S	31-AUG-01 06-SEP-01	BARRA INC	4,200 000-	204,365 18	212,898 00-	8,532 82-
S	31-AUG-01 06-SEP-01	BE AEROSPACE INC	8,800 000-	152,762 89	154,000 00-	1,237.11-
S	31-AUG-01 06-SEP-01	BEL FUSE INC CL B	600 000-	14,582 00	14,406 00-	24.00-
S	31-AUG-01 06-SEP-01	BELDEN INC COM	700 000-	16,065 00	16,093 00-	28.00-
S	31-AUG-01 06-SEP-01	BERRY PETE CO CL A	1,100 000-	17,490 00	17,534 00-	44 00-
S	31-AUG-01 06-SEP-01	BIO RAD LABS INC CL A	400 000-	22,300 00	22,256 00-	44 00
S	31-AUG-01 06-SEP-01	BIO TECHNOLOGY GEN CORP	1,600 000-	15,200 00	15,264 00-	64 00-

KNI F999001
KNIGHT FOUNDATION
TRANSITION ACCOUNT

TRANSACTION REPORT
FOR THE PERIOD 01 JANUARY 2001 THROUGH 31 DECEMBER 2001

RUN DATE: 19-FEB-02
PAGE 63
M25701

TRAN CODE	EFFECTIVE/ CONTRACTUAL/ SETTLEMENT DATE	SECURITY DESCRIPTION (LOCAL CURR/SETTLE CURR)	SHARES PAR VALUE	TRADE DATE BASE AMOUNT	INVESTMENT BASE COST	REALIZED GAIN/LOSS IN BASE CURRENCY
S	31-AUG-01 06-SEP-01	BIOPURE CORP CL A COM	800 000-	17,888 00	17,920 00-	32.00-
S	31-AUG-01 06-SEP-01	BLACK BOX CORP DEL COM	500 000-	23,405 00	23,425 00-	20 00-
S	31-AUG-01 06-SEP-01	BORG WARNER INC COM	11,000.000-	602,487 90	594,838 00-	7,649 90
S	31-AUG-01 06-SEP-01	BORLAND SOFTWARE CORP COM	900.000-	10,233 00	10,269 00-	36.00-
S	31-AUG-01 06-SEP-01	BRADY CORPORATION CL A COM	600 000-	21,960 00	21,984 00-	24.00-
S	31-AUG-01 06-SEP-01	BROOKS AUTOMATION INC COM	400 000-	17,340 00	17,356.00-	16.00-
S	31-AUG-01 06-SEP-01	BROWN & BROWN INC COM	500.000-	22,115 00	22,135 00-	20 00-
S	31-AUG-01 06-SEP-01	BROWN TOM INC NEW COM	500.000-	11,900.00	11,920 00-	20.00-
S	31-AUG-01 06-SEP-01	BRUKER DALTONICS INC COM	1,600 000-	26,400 00	26,464 00-	64.00-
S	31-AUG-01 06-SEP-01	C & D TECHNOLOGIES INC COM	800 000-	17,560 00	17,592 00-	32.00-
S	31-AUG-01 06-SEP-01	CCBT FINL COS INC COM	300 000-	8,250 00	8,262 00-	12.00-



Mellon TrustSM

Mellon Bank N.A

KNI F999001
KNIGHT FOUNDATION
TRANSITION ACCOUNT

TRANSACTION REPORT
FOR THE PERIOD 01 JANUARY 2001 THROUGH 31 DECEMBER 2001

RUN DATE 19-FEB-02
PAGE 64
M25701

TRAN CODE	EFFECTIVE/ CONTRACTUAL/ SETTLEMENT DATE	SECURITY DESCRIPTION (LOCAL CURR/SETTLE CURR)	SHARES PAR VALUE	TRADE DATE BASE AMOUNT	INVESTMENT BASE COST	REALIZED GAIN/LOSS IN BASE CURRENCY
S	31-AUG-01 06-SEP-01	C COR ELECTRS INC	8,700.000-	72,903 55	82,824 00-	9,920.45-
S	31-AUG-01 06-SEP-01	CEC ENTMT INC COM	900.000-	33,885 00	33,921 00-	36.00-
S	31-AUG-01 06-SEP-01	CV THERAPEUTICS INC COM	600 000-	29,862 00	29,886 00-	24.00-
S	31-AUG-01 06-SEP-01	CABOT CORP COM	8,700 000-	350,859 29	341,562 00-	9,297.29
S	31-AUG-01 06-SEP-01	CABOT MICROELECTRONICS CORP COM	1,400.000-	98,010 73	111,076 00-	13,065.27-
S	31-AUG-01 06-SEP-01	CABOT OIL & GAS CORP CL A	1,600 000-	35,776 00	35,840 00-	64.00-
S	31-AUG-01 06-SEP-01	CADIZ INC COM	1,900 000-	16,834 00	16,910 00-	76 00-
S	31-AUG-01 06-SEP-01	CAL DIVE INTL INC COM	1,400 000-	24,500 00	24,556 00-	56.00-
S	31-AUG-01 06-SEP-01	CALIPER TECHNOLOGIES CORP	800.000-	11,200 00	11,232 00-	32.00-
S	31-AUG-01 06-SEP-01	CAMBREX CORP COM	400.000-	17,908 00	17,924 00-	16.00-
S	31-AUG-01 06-SEP-01	CARBO CERAMICS INC	700.000-	19,985 00	20,013 00-	28.00-

KNI F999001
KNIGHT FOUNDATION
TRANSITION ACCOUNT

TRANSACTION REPORT
FOR THE PERIOD 01 JANUARY 2001 THROUGH 31 DECEMBER 2001

RUN DATE 19-FEB-02
PAGE 65
M25701

TRAN CODE	EFFECTIVE/ CONTRACTUAL/ SETTLEMENT DATE	SECURITY DESCRIPTION (LOCAL CURR/SETTLE CURR)	SHARES PAR VALUE	TRADE DATE BASE AMOUNT	INVESTMENT BASE COST	REALIZED GAIN/LOSS IN BASE CURRENCY
S	31-AUG-01 06-SEP-01	CAREER ED CORP COM	500.000-	28,880 00	28,900 00-	20.00-
S	31-AUG-01 06-SEP-01	CARLISLE COS INC COM	500.000-	17,675 00	17,695 00-	20.00-
S	31-AUG-01 06-SEP-01	CELL THERAPEUTICS INC COT COM	1,100.000-	33,352 00	33,396 00-	44.00-
S	31-AUG-01 06-SEP-01	CELL PATHWAYS INC NEW COM	1,800.000-	10,188 00	10,260 00-	72.00-
S	31-AUG-01 06-SEP-01	CENTILLIUM COMMUNICATIONS INC COM	1,000.000-	12,300 00	12,340 00-	40.00-
S	31-AUG-01 06-SEP-01	CENTURY ALUM CO COM	800 000-	13,424 00	13,456 00-	32.00-
S	31-AUG-01 06-SEP-01	CERUS CORP COM	400.000-	21,528 00	21,544 00-	16.00-
S	31-AUG-01 06-SEP-01	CHARLES RIV LABORATORIES INTL INC COM	1,400 000-	49,980 00	50,036 00-	56.00-
S	31-AUG-01 06-SEP-01	CHARLOTTE RUSSE HLDG INC	700.000-	13,776 00	13,804 00-	28.00-
S	31-AUG-01 06-SEP-01	CHEESECAKE FACTORY (THE)	1,200.000-	36,480 00	36,528 00-	48.00-
S	31-AUG-01 06-SEP-01	CHELSEA PPTY GROUP INC COM	200 000-	9,920 00	9,928 00-	8.00-



Mellon Bank N A

KNI F999001
KNIGHT FOUNDATION
TRANSITION ACCOUNT

TRANSACTION REPORT
FOR THE PERIOD 01 JANUARY 2001 THROUGH 31 DECEMBER 2001

RUN DATE 19-FEB-02
PAGE 66
H25701

TRAN CODE	EFFECTIVE/ CONTRACTUAL/ SETTLEMENT DATE	SECURITY DESCRIPTION (LOCAL CURR/SETTLE CURR)	SHARES PAR VALUE	TRADE DATE BASE AMOUNT	INVESTMENT BASE COST	REALIZED GAIN/LOSS IN BASE CURRENCY
S	31-AUG-01 06-SEP-01	CHESAPEAKE ENERGY CORP COM	3,800 000-	22,648 00	22,800 00-	152 00-
S	31-AUG-01 06-SEP-01	CHICOS FAS INCCOM	600 000-	22,680 00	22,704 00-	24 00-
S	31-AUG-01 06-SEP-01	CHITTENDEN CORP	700 000-	23,240 00	23,268 00-	28 00-
S	31-AUG-01 06-SEP-01	CHRISTOPHER & BANKS CORP COM	3,600 000-	102,704 57	102,600 00-	104.57
S	31-AUG-01 06-SEP-01	CHRISTOPHER & BANKS CORP COM	500 000-	14,285 00	14,250 00-	35.00
S	31-AUG-01 06-SEP-01	CIMA LABS INC	500 000-	26,765 00	26,785 00-	20.00-
S	31-AUG-01 06-SEP-01	CIRRUS LOGIC INC COM	8,200 000-	115,616 13	118,080 00-	2,463.87-
S	31-AUG-01 06-SEP-01	CITY BK LYNNWOOD WASH CMT CAP STK	500 000-	12,980 00	13,000.00-	20.00-
S	31-AUG-01 06-SEP-01	CITY NATL CORP COM	10,100 000-	469,634 33	484,901 00-	15,266.67-
S	31-AUG-01 06-SEP-01	CLARK/BARDES INC COM	700 000-	17,213 00	17,241 00-	28 00-
S	31-AUG-01 06-SEP-01	COGNEX CORP COM	1,100 000-	30,448 00	30,492 00-	44 00-

KNI F999001
KNIGHT FOUNDATION
TRANSITION ACCOUNT

TRANSACTION REPORT
FOR THE PERIOD 01 JANUARY 2001 THROUGH 31 DECEMBER 2001

RUN DATE: 19-FEB-02
PAGE 67
H25701

TRAN CODE	EFFECTIVE/ CONTRACTUAL/ SETTLEMENT DATE	SECURITY DESCRIPTION (LOCAL CURR/SETTLE CURR)	SHARES PAR VALUE	TRADE DATE BASE AMOUNT	INVESTMENT BASE COST	REALIZED GAIN/LOSS IN BASE CURRENCY
S	31-AUG-01 06-SEP-01	COGNIZANT TECH SOLUTIONS CL A	500.000-	21,145 00	21,165 00-	20.00-
S	31-AUG-01 06-SEP-01	COMU INC	800 000-	15,912.00	15,944 00-	32.00-
S	31-AUG-01 06-SEP-01	COINSTAR INC COM	900 000-	21,150.00	21,186 00-	36.00-
S	31-AUG-01 06-SEP-01	COMMERCE ONE INC DEL COM	5,800 000-	18,908 00	19,140.00-	232.00-
S	31-AUG-01 06-SEP-01	COMMONWEALTH TELEPHONE ENTERPRISES INC NEW COM	500.000-	20,750 00	20,770.00-	20.00-
S	31-AUG-01 06-SEP-01	COMMSCOPE INC COM	14,900.000-	313,783.52	343,445.00-	29,661.46-
S	31-AUG-01 06-SEP-01	COMMSCOPE INC COM	1,400.000-	29,540 80	32,270 00-	2,730.00-
S	31-AUG-01 06-SEP-01	COMMUNITY HEALTH SYS INC NEW COM	13,700.000-	427,562 72	451,689 00-	24,126.28-
S	31-AUG-01 06-SEP-01	COMPUTER NETWORK TECHNOLOGY CO	1,400 000-	13,720 00	13,776.00-	56.00-
S	31-AUG-01 06-SEP-01	CONCURRENT COMPUTER CORP NEW NEW	2,500 000-	27,500 00	27,600 00-	100.00-
S	31-AUG-01 06-SEP-01	CONESTOGA ENTERPRISES INC	500.000-	17,525 00	17,545.00-	20 00-



Mellon TrustSM

Mellon Bank, N.A

KN1 F999001
KNIGHT FOUNDATION
TRANSITION ACCOUNT

TRANSACTION REPORT
FOR THE PERIOD 01 JANUARY 2001 THROUGH 31 DECEMBER 2001

RUN DATE 19-FEB-01
PAGE 61
H25701

TRAN CODE	EFFECTIVE/ CONTRACTUAL/ SETTLEMENT DATE	SECURITY DESCRIPTION (LOCAL CURR/SETTLE CURR)	SHARES PAR VALUE	TRADE DATE BASE AMOUNT	INVESTMENT BASE COST	REALIZED GAIN/LOSS IN BASE CURRENCY
S	31-AUG-01 06-SEP-01	COOPER COS INC COM NEW	1,600 000-	61,549 27	87,920 00-	6,370 73-
S	31-AUG-01 06-SEP-01	COOPER COS INC COM NEW	300.000-	15,303 00	16,485 00-	1,182 00-
S	31-AUG-01 06-SEP-01	COPART INC	900 000-	22,167.00	22,203 00-	36.00-
S	31-AUG-01 06-SEP-01	CORIXA CORP COM	1,300 000-	15,145 00	15,197 00-	52.00-
S	31-AUG-01 06-SEP-01	CORPORATE EXECUTIVE BD CD COM	1,000 800-	34,750 00	34,790 00-	40 00-
S	31-AUG-01 06-SEP-01	CORVAS INTL INC	1,100 000-	8,569 00	8,623 00-	44.00-
S	31-AUG-01 06-SEP-01	COST PLUS INC CALIF	700 000-	16,450 00	16,478 00-	28 00-
S	31-AUG-01 06-SEP-01	COSTAR GROUP INC COM	600.000-	15,006 00	15,030 00-	24.00-
S	31-AUG-01 06-SEP-01	COUSINS PRYS INC COM	400 000-	10,060.00	10,076 00-	16.00-
S	31-AUG-01 06-SEP-01	COVANTA ENERGY CORP COM	1,400 000-	22,400 00	22,456.00-	56.00-
S	31-AUG-01 06-SEP-01	COVANCE INC COM	3,500 000-	67,127.75	69,020 00-	1,892.25-

KN1 F999001
KNIGHT FOUNDATION
TRANSITION ACCOUNT

TRANSACTION REPORT
FOR THE PERIOD 01 JANUARY 2001 THROUGH 31 DECEMBER 2001

RUN DATE: 19-FEB-01
PAGE 61
H25701

TRAN CODE	EFFECTIVE/ CONTRACTUAL/ SETTLEMENT DATE	SECURITY DESCRIPTION (LOCAL CURR/SETTLE CURR)	SHARES PAR VALUE	TRADE DATE BASE AMOUNT	INVESTMENT BASE COST	REALIZED GAIN/LOSS IN BASE CURRENCY
S	31-AUG-01 06-SEP-01	COVANCE INC COM	1,000.000-	19,220 00	19,720.00-	500.00-
S	31-AUG-01 06-SEP-01	CREDENCE SYS CORP	900.000-	15,192 00	15,228.00-	36.00-
S	31-AUG-01 06-SEP-01	CUBIST PHARMACEUTICALS INC	800.000-	33,112.00	33,144.00-	32.00-
S	31-AUG-01 06-SEP-01	CYBERONICS INC	1,000.000-	17,500.00	17,540.00-	40.00-
S	31-AUG-01 06-SEP-01	CYMER INC COM	4,800 000-	120,571 97	124,800.00-	4,228.03-
S	31-AUG-01 06-SEP-01	CYMER INC COM	900.000-	22,644 00	23,400.00-	756.00-
S	31-AUG-01 06-SEP-01	CYTYC CORP COM	5,200.000-	125,783.80	133,796 00-	8,012.20-
S	31-AUG-01 06-SEP-01	DDI CORP COM	1,100.000-	15,411.00	15,455.00-	44.00-
S	31-AUG-01 06-SEP-01	DNC STRATEX NETWORKS INC COM	1,200.000-	11,424.00	11,472.00-	48.00-
S	31-AUG-01 06-SEP-01	DRS TECHNOLOGIES INC COM	900.000-	22,815 00	22,851.00-	36 00-
S	31-AUG-01 06-SEP-01	DAL-TITLE INTL INC	27,200.000-	469,456.31	504,560.00-	35,103.69-



Mellon Bank N.A

TRANSACTION REPORT
FOR THE PERIOD 01 JANUARY 2001 THROUGH 31 DECEMBER 2001

RUN DATE: 19-FEB-02
PAGE: 70
M25701

KNI F999001
KNIGHT FOUNDATION
TRANSITION ACCOUNT

TRAN CODE	EFFECTIVE/ CONTRACTUAL/ SETTLEMENT DATE	SECURITY DESCRIPTION (LOCAL CURR/SETTLE CURR)	SHARES PAR VALUE	TRADE DATE BASE AMOUNT	INVESTMENT BASE COST	REALIZED GAIN/LOSS IN BASE CURRENCY
S	31-AUG-01 06-SEP-01	DATASCOPE CORP	600 000-	25,206 00	25,230 00-	24.00-
S	31-AUG-01 06-SEP-01	DECODE GENETICS INC	1,100 000-	7,865 00	7,909 00-	44.00-
S	30-AUG-01 05-SEP-01	DELPHI FINL GROUP INC CL A COM	4,600.000-	163,358 48	165,416 00-	2,057 52-
S	31-AUG-01 06-SEP-01	DELPHI FINL GROUP INC CL A COM	10,900 000-	390,941 61	391,964 00-	1,022.39-
S	31-AUG-01 06-SEP-01	DENDRITE INTERNATIONAL INC	900 000-	11,691 00	11,727 00-	36.00-
S	31-AUG-01 06-SEP-01	DIAGNOSTIC PRODS CORP COM	500 000-	19,625 00	19,645 00-	20.00-
S	31-AUG-01 06-SEP-01	DIAL CORP NEW COM	1,200 000-	20,220 00	20,268 00-	48 00-
S	31-AUG-01 06-SEP-01	DIANOM SYS INC	300 000-	14,685 00	14,697 00-	12 00-
S	31-AUG-01 06-SEP-01	DIGEX INC DEL CL A COM	2,100 000-	12,516 00	12,600 00-	84.00-
S	31-AUG-01 06-SEP-01	DIGITAL INSIGHT CORP COM	900 000-	15,363 00	15,399 00-	36 00-
S	31-AUG-01 06-SEP-01	DIGITAL LIGHTWAVE INC COM	600 000-	8,850 00	8,874 00-	24.00-

KNI F999001
KNIGHT FOUNDATION
TRANSITION ACCOUNT

TRANSACTION REPORT
FOR THE PERIOD 01 JANUARY 2001 THROUGH 31 DECEMBER 2001

RUN DATE: 19-FEB-02
PAGE: 71
M25701

TRAN CODE	EFFECTIVE/ CONTRACTUAL/ SETTLEMENT DATE	SECURITY DESCRIPTION (LOCAL CURR/SETTLE CURR)	SHARES PAR VALUE	TRADE DATE BASE AMOUNT	INVESTMENT BASE COST	REALIZED GAIN/LOSS IN BASE CURRENCY
S	31-AUG-01 06-SEP-01	DIRECT FOCUS INC COM	900 000-	25,200 00	25,236 00-	36.00-
S	31-AUG-01 06-SEP-01	DIVERSA CORP COM	800 000-	9,720 00	9,752.00-	32.00-
S	31-AUG-01 06-SEP-01	DOCUMENTUM INC COM	1,400.000-	20,580 00	20,636.00-	56.00-
S	31-AUG-01 06-SEP-01	DONALDSON INC	900.000-	26,865 00	26,901 00-	36.00-
S	31-AUG-01 06-SEP-01	DORAL FINANCIAL CORP	600 000-	19,776.00	19,800 00-	24.00-
S	30-AUG-01 05-SEP-01	DRESS BARN INC COM	1,800 000-	23,139 22	23,500 00-	360.78-
S	31-AUG-01 06-SEP-01	DRESS BARN INC COM	9,800 000-	226,122 54	230,300 00-	4,177.46-
S	31-AUG-01 06-SEP-01	DUPONT PHOTOMASKS INC	2,200 000-	76,909 43	83,050 00-	6,140.57-
S	31-AUG-01 06-SEP-01	DURAMED PHARMACEUTICAL	700 000-	14,700 00	14,728 00-	28.00-
S	31-AUG-01 06-SEP-01	DURECT CORP COM	8,900 000-	60,695 96	81,635 00-	20,739.04-
S	31-AUG-01 06-SEP-01	DUSA PHARMACEUTICALS INC	1,400.000-	15,372 00	15,428 00-	56.00-



Mellon Bank N.A

KNI F999001
KNIGHT FOUNDATION
TRANSITION ACCOUNT

TRANSACTION REPORT
FOR THE PERIOD 01 JANUARY 2001 THROUGH 31 DECEMBER 2001

RUN DATE 19-FEB-02
PAGE 72
M25701

TRAN CODE	EFFECTIVE/ CONTRACTUAL/ SETTLEMENT DATE	SECURITY DESCRIPTION (LOCAL CURR/SETTLE CURR)	SHARES PAR VALUE	TRADE DATE BASE AMOUNT	INVESTMENT BASE COST	REALIZED GAIN/LOSS IN BASE CURRENCY
S	31-AUG-01 06-SEP-01	DYCOM INDS INC	600 000-	8,694 00	8,718 00-	24.00-
S	31-AUG-01 06-SEP-01	EGL INC COM	1,300 000-	17,108 00	17,160 00-	52.00-
S	31-AUG-01 06-SEP-01	E PIPHANY INC COM	2,200 000-	14,168 00	14,256.00-	88.00-
S	31-AUG-01 06-SEP-01	ESS TECHNOLOGY INC COM	700 000-	9,316 68	9,793.00-	476.32-
S	31-AUG-01 06-SEP-01	EARTHSHELL CORP COM	3,900.000-	13,455 00	13,611.00-	156.00-
S	31-AUG-01 06-SEP-01	EARTHLINK INC COM	8,200.000-	110,450 30	121,032.00-	10,581.70-
S	31-AUG-01 06-SEP-01	EAST WEST BANCORP INC COM	11,900.000-	288,473.63	296,548 00-	16,074 37-
S	31-AUG-01 06-SEP-01	ECHELON CORP OC COM	600.000-	9,864 00	9,888 00-	24.00-
S	31-AUG-01 06-SEP-01	ECLIPSYS CORP COM	1,400.000-	36,050.00	36,106 00-	56.00-
S	31-AUG-01 06-SEP-01	EDISON SCHS INC CL A	1,000.000-	18,400 00	18,440.00-	40 00-
S	31-AUG-01 06-SEP-01	EDUCATION MONT CORP	600 000-	22,842 00	22,866 00-	24.00-

KNI F999001
KNIGHT FOUNDATION
TRANSITION ACCOUNT

TRANSACTION REPORT
FOR THE PERIOD 01 JANUARY 2001 THROUGH 31 DECEMBER 2001

RUN DATE 19-FEB-02
PAGE 73
M25701

TRAN CODE	EFFECTIVE/ CONTRACTUAL/ SETTLEMENT DATE	SECURITY DESCRIPTION (LOCAL CURR/SETTLE CURR)	SHARES PAR VALUE	TRADE DATE BASE AMOUNT	INVESTMENT BASE COST	REALIZED GAIN/LOSS IN BASE CURRENCY
S	31-AUG-01 06-SEP-01	EDWARDS J D & CO COM COM	1,900 000-	16,530 00	16,606.00-	76.00-
S	31-AUG-01 06-SEP-01	EDWARDS LIFE SCIENCES CORP COM	600 000-	15,774.00	15,798.00-	24.00-
S	31-AUG-01 06-SEP-01	EFUNDS CORP COM	1,300 000-	22,464.00	22,516.00-	52.00-
S	31-AUG-01 06-SEP-01	ELANTEC SEMICONDUCTOR INC COM	3,600.000-	136,651 44	146,052.00-	9,400.56-
S	31-AUG-01 06-SEP-01	ELANTEC SEMICONDUCTOR INC COM	700.000-	26,600.00	28,399.00-	1,799.00-
S	31-AUG-01 06-SEP-01	ELECTRO SCIENTIFIC INDS INC	900.000-	25,200.00	25,236.00-	36.00-
S	31-AUG-01 06-SEP-01	ELECTRONICS BOUTIQUE HLDGS CORP COM	500 000-	20,825.00	20,845.00-	20.00-
S	31-AUG-01 06-SEP-01	ELECTRONICS FOR IMAGING INC	400.000-	8,184.00	8,200.00-	16.00-
S	31-AUG-01 06-SEP-01	ENCOR GROUP INC COM	1,800.000-	70,107.66	73,350.00-	3,242.34-
S	31-AUG-01 06-SEP-01	ENNIS COMMUNICATIONS CORP COM	22,200 000-	531,450 25	568,986.00-	37,535.75-
S	31-AUG-01 06-SEP-01	ENDOCARE INC	1,000 000-	18,000.00	18,048.00-	48.00-



Mellon Trust

Mellon Bank N.A

KNI F999001
KNIGHT FOUNDATION
TRANSITION ACCOUNT

TRANSACTION REPORT
FOR THE PERIOD 01 JANUARY 2001 THROUGH 31 DECEMBER 2001

RUN DATE 19-FEB-02
PAGE 74
H25701

TRAN CODE	EFFECTIVE/ CONTRACTUAL/ SETTLEMENT DATE	SECURITY DESCRIPTION (LOCAL CURR/SETTLE CURR)	SHARES PAR VALUE	TRADE DATE BASE AMOUNT	INVESTMENT BASE COST	REALIZED GAIN/LOSS IN BASE CURRENCY
S	31-AUG-01 06-SEP-01	ENTEGRIS INC COM	900 000-	10,800 00	10,836 00-	36 00-
S	31-AUG-01 06-SEP-01	ENZO BIOCHEM INC	800 000-	20,792 00	20,824 00-	32 00-
S	31-AUG-01 06-SEP-01	ESSEX PPTY TR	200 000-	10,420 00	10,428 00-	8 00-
S	31-AUG-01 06-SEP-01	EVERGREEN RES INC NO PAR	400.000-	15,140 00	15,156 00-	16 00-
S	31-AUG-01 06-SEP-01	EXAR CORP COM	7,199 000-	145,486 93	157,298 15-	11,811.22-
S	31-AUG-01 06-SEP-01	EXAR CORP COM	801 000-	16,220 25	17,501 85-	1,281 60-
S	31-AUG-01 06-SEP-01	EXELIXIS INC COM	1,000 000-	16,780 00	16,820 00-	40 00-
S	31-AUG-01 06-SEP-01	EXULT INC DEL COM	4,400 000-	61,421 94	65,956 00-	4,534 06-
S	31-AUG-01 06-SEP-01	FEI COMPANY	500 000-	17,415 00	17,435 00-	20 00-
S	31-AUG-01 06-SEP-01	FLIR SYS INC	400 000-	11,280 00	11,296.00-	16.00-
S	31-AUG-01 06-SEP-01	F Y I INC	3,699 000-	142,258 79	147,220 20-	4,961 41-

KNI F999001
KNIGHT FOUNDATION
TRANSITION ACCOUNT

TRANSACTION REPORT
FOR THE PERIOD 01 JANUARY 2001 THROUGH 31 DECEMBER 2001

RUN DATE: 19-FEB-02
PAGE 75
H25701

TRAN CODE	EFFECTIVE/ CONTRACTUAL/ SETTLEMENT DATE	SECURITY DESCRIPTION (LOCAL CURR/SETTLE CURR)	SHARES PAR VALUE	TRADE DATE BASE AMOUNT	INVESTMENT BASE COST	REALIZED GAIN/LOSS IN BASE CURRENCY
S	31-AUG-01 06-SEP-01	F Y I INC	401 000-	15,438 50	15,959.80-	521.30-
S	31-AUG-01 06-SEP-01	FTI CONSULTING INC COM	700 000-	17,535 00	17,563.00-	28 00-
S	31-AUG-01 06-SEP-01	FACTORY 2-U INC COM	700 000-	15,652 00	15,680.00-	28 00-
S	31-AUG-01 06-SEP-01	FACTSET RESH SYS INC	2,399 000-	60,716 66	61,774 25-	1,057 59-
S	31-AUG-01 06-SEP-01	FACTSET RESH SYS INC	801.000-	20,305 35	20,625.75-	320.40-
S	31-AUG-01 06-SEP-01	FAIR ISSAC & CO INC	500.000-	30,500 00	30,520.00-	20.00-
S	31-AUG-01 06-SEP-01	FEDERAL SIGNAL CORP	1,500 000-	31,020 00	31,080.00-	60 00-
S	31-AUG-01 06-SEP-01	FERRO CORP COM	900.000-	20,610 00	20,646 00-	36.00-
S	31-AUG-01 06-SEP-01	FS NETWORK INC COM	700.000-	11,074 00	11,102.00-	28.00-
S	31-AUG-01 06-SEP-01	FIDELITY NATL FIML CORP	21,250 000-	513,748 84	514,950 50-	3,201 66-
S	31-AUG-01 06-SEP-01	FILENET CORP	1,400.000-	18,186 00	18,242 00-	56 00-



Mellon Bank, N.A

KNI F999001
KNIGHT FOUNDATION
TRANSITION ACCOUNT

TRANSACTION REPORT
FOR THE PERIOD 01 JANUARY 2001 THROUGH 31 DECEMBER 2001

RUN DATE: 19-FEB-01
PAGE: 71
M25701

TRAN CODE	EFFECTIVE/ CONTRACTUAL/ SETTLEMENT DATE	SECURITY DESCRIPTION (LOCAL CURR/SETTLE CURR)	SHARES PAR VALUE	TRADE DATE BASE AMOUNT	INVESTMENT BASE COST	REALIZED GAIN/LOSS IN BASE CURRENCY
S	31-AUG-01 06-SEP-01	FISHER SCIENTIFIC INTL INC COM NEW	900 000-	22,500 00	22,536.00-	36.00-
S	31-AUG-01 06-SEP-01	FLEMING COS INC COM	400 000-	11,840 00	11,856 00-	16.00-
S	31-AUG-01 06-SEP-01	FLORIDA ROCK INDS INC	200 000-	10,260 00	10,268.00-	8 00-
S	31-AUG-01 06-SEP-01	FLOWSERVE CORP COM	900 000-	22,455.00	22,491.00-	36.00-
S	31-AUG-01 06-SEP-01	FOOTSTAR INC COM	500 000-	19,555.00	19,575.00-	20.00-
S	31-AUG-01 06-SEP-01	FOREST CITY ENTERPRISES INC CL A	300 000-	15,765 00	15,777.00-	12 00-
S	31-AUG-01 06-SEP-01	FORRESTER RESH INC COM	1,100 000-	21,736.00	21,780 00-	44.00-
S	31-AUG-01 06-SEP-01	FORWARD AIR CORP COM	900 000-	25,191 00	25,227 00-	36.00-
S	31-AUG-01 06-SEP-01	FOSSIL INC COM	900 000-	18,459 00	18,495.00-	36.00-
S	31-AUG-01 06-SEP-01	FREDS INC CL A	700 000-	20,132.00	20,160.00-	28.00-
S	31-AUG-01 06-SEP-01	FREEMARKETS INC COM	600.000-	11,568 00	11,600 00-	32.00-

KNI F999001
KNIGHT FOUNDATION
TRANSITION ACCOUNT

TRANSACTION REPORT
FOR THE PERIOD 01 JANUARY 2001 THROUGH 31 DECEMBER 2001

RUN DATE: 19-FEB-01
PAGE: 71
M25701

TRAN CODE	EFFECTIVE/ CONTRACTUAL/ SETTLEMENT DATE	SECURITY DESCRIPTION (LOCAL CURR/SETTLE CURR)	SHARES PAR VALUE	TRADE DATE BASE AMOUNT	INVESTMENT BASE COST	REALIZED GAIN/LOSS IN BASE CURRENCY
S	31-AUG-01 06-SEP-01	FRONTIER FINL WASH CDT COM	800.000-	21,992 00	22,024.00-	32.00-
S	31-AUG-01 06-SEP-01	FUEL CELL ENERGY INC COM	1,000.000-	14,400 00	14,440.00-	40.00-
S	31-AUG-01 06-SEP-01	GABELLI ASSET MGMT INC CL A	600.000-	25,440.00	25,464.00-	24.00-
S	31-AUG-01 06-SEP-01	GALLAGHER ARTHUR J & CO	17,400.000-	460,562 62	477,456.00-	16,893.38-
S	31-AUG-01 06-SEP-01	GARTHER INC	2,400 000-	23,880 00	23,976.00-	96.00-
S	30-AUG-01 05-SEP-01	GENCORP INC	3,400 000-	43,144 55	43,180.00-	35.45-
S	31-AUG-01 06-SEP-01	GENCORP INC	24,600 000-	304,904 34	312,420.00-	7,515.66-
S	31-AUG-01 06-SEP-01	GENE LOGIC INC	1,000 000-	17,450.00	17,490.00-	40.00-
S	31-AUG-01 06-SEP-01	GENENCORE INTL INC COM	900 000-	10,980 00	11,016.00-	36 00-
S	31-AUG-01 06-SEP-01	GENERAL SEMICONDUCTOR INC COM	1,100 000-	14,245 00	14,289.00-	44.00-
S	31-AUG-01 06-SEP-01	GENESCO INC COM	600 000-	13,800.00	13,824.00-	24.00-



Mellon TrustSM

Mellon Bank, N.A

TRANSACTION REPORT
FOR THE PERIOD 01 JANUARY 2001 THROUGH 31 DECEMBER 2001

RUN DATE 19-FEB-02
PAGE 78
H25701

KHI F999001
KNIGHT FOUNDATION
TRANSITION ACCOUNT

TRAN CODE	EFFECTIVE/ CONTRACTUAL/ SETTLEMENT DATE	SECURITY DESCRIPTION (LOCAL CURR/SETTLE CURR)	SHARES PAR VALUE	TRADE DATE BASE AMOUNT	INVESTMENT BASE COST	REALIZED GAIN/LOSS IN BASE CURRENCY
S	31-AUG-01 06-SEP-01	GENOME THERAPEUTICS CORP	1,100 000-	8,415 00	8,459 00-	44 00-
S	31-AUG-01 06-SEP-01	GENSTAR THERAPEUTICS CORP COM	2,800 000-	11,648 00	11,760 00-	112 00-
S	31-AUG-01 06-SEP-01	GETTY IMAGES INC COM	1,000 000-	16,020 00	16,060 00-	40.00-
S	31-AUG-01 06-SEP-01	GLOBAL PNTS INC COM	700 000-	24,885 00	24,913 00-	28 00-
S	31-AUG-01 06-SEP-01	GLOBESPAN SEMICONDUCTOR INC	1,700 000-	26,809 00	26,877 00-	68 00-
S	31-AUG-01 06-SEP-01	GOTO COM INC COM	800 000-	15,800 00	15,832 00-	32 00-
S	31-AUG-01 06-SEP-01	GRACO INC COM	1,200 000-	41,280 00	41,328 00-	48 00-
S	31-AUG-01 06-SEP-01	GRANITE CONSTR INC COM	10,300 000-	249,354 67	248,127 00-	1,227.67
S	31-AUG-01 06-SEP-01	GRANITE CONSTR INC COM	800 000-	19,400 00	19,272 00-	128 00
S	31-AUG-01 06-SEP-01	GROUP 1 AUTOMOTIVE INC COM	700 000-	20,650 00	20,678.00-	28 00-
S	31-AUG-01 06-SEP-01	GTECH HLDGS CORP COM	900 000-	29,682 00	29,718 00-	36 00-

KHI F999001
KNIGHT FOUNDATION
TRANSITION ACCOUNT

TRANSACTION REPORT
FOR THE PERIOD 01 JANUARY 2001 THROUGH 31 DECEMBER 2001

RUN DATE 19-FEB-02
PAGE 79
H25701

TRAN CODE	EFFECTIVE/ CONTRACTUAL/ SETTLEMENT DATE	SECURITY DESCRIPTION (LOCAL CURR/SETTLE CURR)	SHARES PAR VALUE	TRADE DATE BASE AMOUNT	INVESTMENT BASE COST	REALIZED GAIN/LOSS IN BASE CURRENCY
S	31-AUG-01 06-SEP-01	CUILFORD PHARMACEUTICALS INC COM	1,300 000-	15,665 00	15,717 00-	52 00-
S	31-AUG-01 06-SEP-01	HCC INS HLDGS INC COM	2,100 000-	52,876 23	53,256 00-	379.77-
S	31-AUG-01 06-SEP-01	HMC SOFTWARE INC COM	1,200 000-	25,332 00	25,380 00-	48.00-
S	31-AUG-01 06-SEP-01	HAEMONETICS CORP MASS COM	400 000-	14,344 00	14,360 00-	16.00-
S	31-AUG-01 06-SEP-01	HARLAND JOHN H CO COM	800 000-	18,600 00	18,632.00-	32.00-
S	31-AUG-01 06-SEP-01	HARMAN INTL INDS INC NEW COM	200 000-	8,220 00	8,228 00-	8.00-
S	31-AUG-01 06-SEP-01	HARMONIC INC COM	1,100 000-	16,500.00	16,544 00-	44 00-
S	31-AUG-01 06-SEP-01	HEALTH NET INC	25,400 000-	478,266 02	482,600 00-	4,333.98-
S	31-AUG-01 06-SEP-01	HEARTLAND EXPRESS INC COM	500 000-	13,550 00	13,570 00-	20.00-
S	31-AUG-01 06-SEP-01	HEIDRICK & STRUGGLES INTL INC COM	1,300 000-	22,555 00	22,607 00-	52 00-
S	31-AUG-01 06-SEP-01	HELIX TECHNOLOGY CORP	1,000 000-	23,008 00	23,040 00-	40.00-



Mellon Bank N.A

KNI F999001
KNIGHT FOUNDATION
TRANSITION ACCOUNT

TRANSACTION REPORT
FOR THE PERIOD 01 JANUARY 2001 THROUGH 31 DECEMBER 2001

RUN DATE: 19-FEB-02
PAGE 80
M25701

TRAN CODE	EFFECTIVE/ CONTRACTUAL/ SETTLEMENT DATE	SECURITY DESCRIPTION (LOCAL CURR/SETTLE CURR)	SHARES PAR VALUE	TRADE DATE BASE AMOUNT	INVESTMENT BASE COST	REALIZED GAIN/LOSS IN BASE CURRENCY
S	31-AUG-01 06-SEP-01	HILB ROGAL & HAMILTON CO	800 000-	34,160 00	34,192 00-	32.00-
S	31-AUG-01 06-SEP-01	HOLLYWOOD ENTMT CORP COM	11,000 000-	131,555 60	132,220 00-	664 40-
S	31-AUG-01 06-SEP-01	HOT TOPIC INC	500 000-	16,625.00	16,645 00-	20.00-
S	31-AUG-01 06-SEP-01	HUDSON UTD BANCORP COM	500.000-	13,475 00	13,495.00-	20.00-
S	31-AUG-01 06-SEP-01	ICU MED INC	600.000-	21,210 00	21,254 00-	24 00-
S	31-AUG-01 06-SEP-01	IGEN INTERNATIONAL INC	700 000-	19,579 00	19,607.00-	28.00-
S	31-AUG-01 06-SEP-01	I MANY INC COM	2,400 000-	13,080 00	13,176.00-	96 00-
S	31-AUG-01 06-SEP-01	ITT EDI SVCS INC COM	700.000-	23,338 00	23,366.00-	28 00-
S	31-AUG-01 06-SEP-01	IXIA COM	1,000 000-	10,390 00	10,430.00-	40.00-
S	31-AUG-01 06-SEP-01	IDEX LABS INC COM	1,300.000-	31,447 00	31,499 00-	52.00-
S	31-AUG-01 06-SEP-01	ILEX ONCOLOGY INC COM	800 000-	23,960 00	23,992.00-	32.00-

KNI F999001
KNIGHT FOUNDATION
TRANSITION ACCOUNT

TRANSACTION REPORT
FOR THE PERIOD 01 JANUARY 2001 THROUGH 31 DECEMBER 2001

RUN DATE: 19-FEB-02
PAGE 81
M25701

TRAN CODE	EFFECTIVE/ CONTRACTUAL/ SETTLEMENT DATE	SECURITY DESCRIPTION (LOCAL CURR/SETTLE CURR)	SHARES PAR VALUE	TRADE DATE BASE AMOUNT	INVESTMENT BASE COST	REALIZED GAIN/LOSS IN BASE CURRENCY
S	31-AUG-01 06-SEP-01	ILLUMINET HLDGS INC CDT-COM	900.000-	29,880.00	29,916.00-	36.00-
S	31-AUG-01 06-SEP-01	IMMUNOGEN INC	1,000.000-	13,580 00	13,620.00-	40.00-
S	31-AUG-01 06-SEP-01	INPATH INC COM	500.000-	21,500.00	21,520.00-	20.00-
S	31-AUG-01 06-SEP-01	IMPAX LABORATORIES INC COM	1,100.000-	17,655.00	17,699.00-	44.00-
S	31-AUG-01 06-SEP-01	IMMUNOMEDICS INC	1,300.000-	19,019 00	19,071.00-	52.00-
S	31-AUG-01 06-SEP-01	IMAMED CORP	900 000-	19,924.00	19,962.00-	36.00-
S	31-AUG-01 06-SEP-01	INCYTE GENOMICS INC COM	1,700 000-	30,056 00	30,124.00-	68.00-
S	31-AUG-01 06-SEP-01	INDYNAC BANCORP INC COM	15,900.000-	418,633 02	414,631.00-	3,802.02
S	31-AUG-01 06-SEP-01	INDYNAC BANCORP INC COM	400.000-	10,548.00	10,436.00-	112.00
S	31-AUG-01 06-SEP-01	INFORMATION HLDGS INC COM	900.000-	19,377 00	19,413.00-	36.00-
S	31-AUG-01 06-SEP-01	INSIGHT ENTERPRISES INC COM	1,200.000-	22,500.00	22,548.00-	48.00-



Mellon Trust

Mellon Bank N A

KNI F999001
KNIGHT FOUNDATION
TRANSITION ACCOUNT

TRANSACTION REPORT
FOR THE PERIOD 01 JANUARY 2001 THROUGH 31 DECEMBER 2001

RUN DATE 19-FEB-02
PAGE 82
M25701

TRAN CODE	EFFECTIVE/ CONTRACTUAL/ SETTLEMENT DATE	SECURITY DESCRIPTION (LOCAL CURR/SETTLE CURR)	SHARES PAR VALUE	TRADE DATE BASE AMOUNT	INVESTMENT BASE COST	REALIZED GAIN/LOSS IN BASE CURRENCY
S	31-AUG-01 06-SEP-01	INSITUFORM TECHNOLOGIES INC CL A	2,600 000-	75,059 49	78,520 00-	3,460.51-
S	31-AUG-01 06-SEP-01	INSITUFORM TECHNOLOGIES INC CL A	500 000-	14,455 00	15,100.00-	645 00-
S	31-AUG-01 06-SEP-01	INTEGRA LIFESCIENCES HLDG CORP	4,300 000-	115,967.12	131,150 00-	15,182 88-
S	31-AUG-01 06-SEP-01	INTEGRATED CIRCUIT SYS INC COM NEW	700 000-	12,915 00	12,943.80-	28 00-
S	31-AUG-01 06-SEP-01	INTERDIGITAL COMMUNICATIONS CORP	1,300 000-	11,713 00	11,765 00-	52.00-
S	31-AUG-01 06-SEP-01	INTERGRAPH CORP	1,500 000-	15,480 00	15,540 00-	60.00-
S	31-AUG-01 06-SEP-01	INTERMAGNETICS GEN CORP	400 000-	12,076 00	12,092 00-	16 00-
S	31-AUG-01 06-SEP-01	INTERMUNE INC COM	2,500 000-	98,621 70	106,750.00-	8,128 30-
S	31-AUG-01 06-SEP-01	INTERMUNE INC COM	800 000-	31,592 00	34,160.00-	2,568 00-
S	31-AUG-01 06-SEP-01	INTERNEURON PHARMACEUTICALS INC COM	1,800 000-	9,000 88	9,072 00-	72 00-
S	31-AUG-01 06-SEP-01	INTERVOICE-BRITE INC	1,200.000-	13,572 00	13,620 00-	48.00-

KNI F999001
KNIGHT FOUNDATION
TRANSITION ACCOUNT

TRANSACTION REPORT
FOR THE PERIOD 01 JANUARY 2001 THROUGH 31 DECEMBER 2001

RUN DATE 19-FEB-02
PAGE 83
M25701

TRAN CODE	EFFECTIVE/ CONTRACTUAL/ SETTLEMENT DATE	SECURITY DESCRIPTION (LOCAL CURR/SETTLE CURR)	SHARES PAR VALUE	TRADE DATE BASE AMOUNT	INVESTMENT BASE COST	REALIZED GAIN/LOSS IN BASE CURRENCY
S	31-AUG-01 06-SEP-01	INTUITIVE SURGICAL INC COM	1,700.000-	15,487.00	15,555 00-	68 00-
S	31-AUG-01 06-SEP-01	INVACARE CORP	500 000-	19,975 00	19,995.00-	20.00-
S	31-AUG-01 06-SEP-01	INVERNESS MED TECHNOLOGY INC COM	800 000-	30,080 00	30,112.00-	32 00-
S	31-AUG-01 06-SEP-01	INVESTORS FINANCIAL SVCS CP	1,600 000-	102,412 58	99,968 00-	2,444.58
S	31-AUG-01 06-SEP-01	ISIS PHARMACEUTICALS	1,600 000-	26,080.00	26,144.00-	64.00-
S	31-AUG-01 06-SEP-01	ITRON INC	600.000-	12,018.00	12,042.00-	24 00-
S	31-AUG-01 06-SEP-01	J JILL GROUP INC COM	800 000-	14,000 00	14,032.00-	32.00-
S	31-AUG-01 06-SEP-01	JACK IN THE BOX INC COM	500 000-	16,440 00	16,460.00-	20.00-
S	31-AUG-01 06-SEP-01	JACOBS ENGR GROUP INC COM	5,700.800-	333,894 86	341,145 00-	7,250 14-
S	31-AUG-01 06-SEP-01	KV PHARMACEUTICAL CO	1,000 000-	33,000 00	33,040 00-	40.00-
S	31-AUG-01 06-SEP-01	KEANE INC COM	1,800.000-	30,330.00	30,402 00-	72 00-



Mellon TrustSM

Mellon Bank, N.A

KNI F999001
KNIGHT FOUNDATION
TRANSITION ACCOUNT

TRANSACTION REPORT
FOR THE PERIOD 01 JANUARY 2001 THROUGH 31 DECEMBER 2001

RUN DATE 19-FEB-01
PAGE 8
M25701

TRAN CODE	EFFECTIVE/ CONTRACTUAL/ SETTLEMENT DATE	SECURITY DESCRIPTION (LOCAL CURR/SETTLE CURR)	SHARES PAR VALUE	TRADE DATE BASE AMOUNT	INVESTMENT BASE COST	REALIZED GAIN/LOSS IN BASE CURRENCY
S	31-AUG-01 06-SEP-01	KEY ENERGY SERVICES INC COM	3,200 000-	29,696 00	29,824.00-	128 00-
S	31-AUG-01 06-SEP-01	KEY PRODTM INC	1,200.000-	17,460 00	17,508 00-	48 00-
S	31-AUG-01 06-SEP-01	KNIGHT TRANSM INC COM	800.000-	17,616 00	17,648.00-	32 00-
S	31-AUG-01 06-SEP-01	KOPIN CORP	5,500.000-	68,637 70	74,855.00-	6,217.30-
S	31-AUG-01 06-SEP-01	KOPIN CORP	1,900.000-	23,788 00	25,859.00-	2,071.00-
S	31-AUG-01 06-SEP-01	KORN FERRY INTL COM NEW	1,300 000-	16,939.00	16,991.00-	52.00-
S	31-AUG-01 06-SEP-01	KRONOS INC	500 000-	24,408 00	24,420.00-	20 00-
S	31-AUG-01 06-SEP-01	KULICKE & SOFFA INDS INC	800 000-	11,528 00	11,560 00-	32 00-
S	31-AUG-01 06-SEP-01	LTX CORP	1,300.000-	23,283.00	23,335.00-	52.00-
S	31-AUG-01 06-SEP-01	LANCASTER COLONY CORP COM	300.000-	9,750 00	9,762.00-	12.00-
S	31-AUG-01 06-SEP-01	LANDAUER INC	800.000-	24,400.00	24,432 00-	32.00-

KNI F999001
KNIGHT FOUNDATION
TRANSITION ACCOUNT

TRANSACTION REPORT
FOR THE PERIOD 01 JANUARY 2001 THROUGH 31 DECEMBER 2001

RUN DATE: 19-FEB-01
PAGE 8
M25701

TRAN CODE	EFFECTIVE/ CONTRACTUAL/ SETTLEMENT DATE	SECURITY DESCRIPTION (LOCAL CURR/SETTLE CURR)	SHARES PAR VALUE	TRADE DATE BASE AMOUNT	INVESTMENT BASE COST	REALIZED GAIN/LOSS IN BASE CURRENCY
S	31-AUG-01 06-SEP-01	LANDS END INC COM	200 000-	7,684 00	7,692.00-	8.00-
S	31-AUG-01 06-SEP-01	LANDSTAR SYS INC COM	3,000.000-	222,682 57	230,070.00-	7,387.43-
S	31-AUG-01 06-SEP-01	LANDSTAR SYS INC COM	400.000-	29,708 00	30,676.00-	968.00-
S	31-AUG-01 06-SEP-01	LANTROMIX INC COM	1,600.000-	12,784.00	12,848.00-	64 00-
S	31-AUG-01 06-SEP-01	LEAP WIRELESS INTL INC COM	1,200 000-	21,864 00	21,912.00-	48.00-
S	31-AUG-01 06-SEP-01	LEE ENTERPRISES INC COM	1,200.000-	39,648 00	39,696.00-	48.00-
S	31-AUG-01 06-SEP-01	LEGATO SYS INC COM	2,700.000-	22,923.00	23,031.00-	108.00-
S	31-AUG-01 06-SEP-01	LEXICOM GENETICS INC COM	1,100 000-	10,065 00	10,109.00-	44.00-
S	31-AUG-01 06-SEP-01	LIBBEY INC COM	800 000-	30,480 00	30,512.00-	32.00-
S	31-AUG-01 06-SEP-01	LIBERATE TECHNOLOGIES COM	2,200.000-	31,504 00	31,592.00-	88 00-
S	31-AUG-01 06-SEP-01	LIFEPPOINT HOSPS INC COM	1,000 000-	42,790 00	42,830.00-	40.00-



Mellon Trust

Mellon Bank, N.A

KNI F999001
KNIGHT FOUNDATION
TRANSITION ACCOUNT

TRANSACTION REPORT
FOR THE PERIOD 01 JANUARY 2001 THROUGH 31 DECEMBER 2001

RUN DATE 19-FEB-02
PAGE 86
M25701

TRAN CODE	EFFECTIVE/ CONTRACTUAL/ SETTLEMENT DATE	SECURITY DESCRIPTION (LOCAL CURR/SETTLE CURR)	SHARES PAR VALUE	TRADE DATE BASE AMOUNT	INVESTMENT BASE COST	REALIZED GAIN/LOSS IN BASE CURRENCY
S	31-AUG-01 06-SEP-01	LINCOLN ELEC HLDS INC COM	500 000-	11,250 00	11,270.00-	20 00-
S	31-AUG-01 06-SEP-01	LINENS N THINGS INC COM	19,400 000-	503,607 18	514,294.00-	10,686 82-
S	31-AUG-01 06-SEP-01	LINENS N THINGS INC COM	1,200 000-	31,200 00	31,812.00-	612.00-
S	31-AUG-01 06-SEP-01	LOME STAR TECHNOLOGIES INC	800 000-	16,952 00	16,984.00-	32 00-
S	31-AUG-01 06-SEP-01	LUMINEX CORP DEL COM	700 000-	13,545 00	13,573.00-	28.00-
S	31-AUG-01 06-SEP-01	LYNCH INTERACTIVE CORP COM	200 000-	13,000 00	13,008.00-	8 00-
S	30-AUG-01 05-SEP-01	MDC CORPORATION INC CL A	12,700 000-	33,050 63	36,830.00-	3,779 37-
S	31-AUG-01 06-SEP-01	MDC CORPORATION INC CL A	67,500 000-	161,822 54	195,750 00-	34,727.46-
S	31-AUG-01 06-SEP-01	MKS INSTRS INC	600 000-	13,410 00	13,434 00-	24 00-
S	31-AUG-01 06-SEP-01	MRV COMMUNICATIONS INC CALIF	2,600 000-	10,582 00	10,684 00-	104.00-
S	30-AUG-01 05-SEP-01	MSC INDL DIRECT INC CL A	7,400 000-	134,877 51	137,418 00-	2,540 49-

KNI F999001
KNIGHT FOUNDATION
TRANSITION ACCOUNT

TRANSACTION REPORT
FOR THE PERIOD 01 JANUARY 2001 THROUGH 31 DECEMBER 2001

RUN DATE 19-FEB-02
PAGE 87
M25701

TRAN CODE	EFFECTIVE/ CONTRACTUAL/ SETTLEMENT DATE	SECURITY DESCRIPTION (LOCAL CURR/SETTLE CURR)	SHARES PAR VALUE	TRADE DATE BASE AMOUNT	INVESTMENT BASE COST	REALIZED GAIN/LOSS IN BASE CURRENCY
S	31-AUG-01 06-SEP-01	MSC INDL DIRECT INC CL A	20,600 000-	368,313.63	382,542 00-	14,228.37-
S	31-AUG-01 06-SEP-01	MSC INDL DIRECT INC CL A	1,100 000-	19,580.00	19,624 00-	44.00-
S	31-AUG-01 06-SEP-01	MSC SOFTWARE CORP COM	1,000 000-	18,750 00	18,790 00-	40 00-
S	31-AUG-01 06-SEP-01	NTR GAMING GROUP INC COM	1,400 000-	15,344 00	15,400.00-	56.00-
S	31-AUG-01 06-SEP-01	MACROMEDIA INC COM	2,100 000-	29,253 00	29,337 00-	84 00-
S	31-AUG-01 06-SEP-01	STEVEN MADDEN LTD	1,000.000-	14,760 00	14,800 00-	40.00-
S	31-AUG-01 06-SEP-01	MAGELLAN HEALTH SERVICES INC	900 000-	11,925.00	11,961 00-	36.00-
S	31-AUG-01 06-SEP-01	MAGNUM HUNTER RES INC	1,900 000-	16,150.00	16,224 00-	74.00-
S	31-AUG-01 06-SEP-01	MANHATTAN ASSOCS INC COM	16,199.000-	366,247.15	416,476 29-	50,229 14-
S	31-AUG-01 06-SEP-01	MANHATTAN ASSOCS INC COM	501 000-	11,347 65	12,660 71-	1,333.06-
S	31-AUG-01 06-SEP-01	MANUFACTURED HOME CNTYS INC COM	300 000-	8,775 00	8,787 00-	12.00-



Mellon Bank, N.A

KNI F999001
KNIGHT FOUNDATION
TRANSITION ACCOUNT

TRANSACTION REPORT
FOR THE PERIOD 01 JANUARY 2001 THROUGH 31 DECEMBER 2001

RUN DATE 19-FEB-01
PAGE 81
M25701

TRAN CODE	EFFECTIVE/ CONTRACTUAL/ SETTLEMENT DATE	SECURITY DESCRIPTION (LOCAL CURR/SETTLE CURR)	SHARES PAR VALUE	TRADE DATE BASE AMOUNT	INVESTMENT BASE COST	REALIZED GAIN/LOSS IN BASE CURRENCY
S	31-AUG-01 06-SEP-01	MANUFACTURERS SVCS LTD COM	2,400 000-	12,000 00	12,096.00-	96.00-
S	31-AUG-01 06-SEP-01	MANUGISTICS GROUP INC	31,400.000-	366,425 74	425,784 00-	59,358.26-
S	31-AUG-01 06-SEP-01	MARTHA STEWART LIVING OMNIMEDIA CL A	900 000-	16,614 00	16,650.00-	36.00-
S	31-AUG-01 06-SEP-01	MATRIA HEALTHCARE INC COM NEW	5,300.000-	122,531 90	126,670.00-	4,138 10-
S	31-AUG-01 06-SEP-01	MATRIXONE INC COM	1,300 000-	13,923 00	13,975 00-	52 00-
S	31-AUG-01 06-SEP-01	MATTHEWS INTL CORP PA CL A	700.000-	30,870 00	30,898 00-	28.00-
S	31-AUG-01 06-SEP-01	MATTSON TECHNOLOGY INC COM	6,500 000-	44,638 50	45,990.00-	1,351 50-
S	31-AUG-01 06-SEP-01	MATTSON TECHNOLOGY INC COM	1,100 000-	10,956.00	11,242 00-	286.00-
S	31-AUG-01 06-SEP-01	MAXYGEN INC COM	1,300.000-	19,487 00	19,539.00-	52 00-
S	31-AUG-01 06-SEP-01	MAVERICK TUBE CORP COM	1,100.000-	13,013 00	13,057.00-	44 00-
S	31-AUG-01 06-SEP-01	MCGRATH RENT CORP	400 000-	9,996.00	10,012 00-	16.00-

KNI F999001
KNIGHT FOUNDATION
TRANSITION ACCOUNT

TRANSACTION REPORT
FOR THE PERIOD 01 JANUARY 2001 THROUGH 31 DECEMBER 2001

RUN DATE: 19-FEB-01
PAGE 85
M25701

TRAN CODE	EFFECTIVE/ CONTRACTUAL/ SETTLEMENT DATE	SECURITY DESCRIPTION (LOCAL CURR/SETTLE CURR)	SHARES PAR VALUE	TRADE DATE BASE AMOUNT	INVESTMENT BASE COST	REALIZED GAIN/LOSS IN BASE CURRENCY
S	31-AUG-01 06-SEP-01	MEDICINES CO COM	1,000.000-	11,500 00	11,540.00-	40.00-
S	31-AUG-01 06-SEP-01	MEDICIS PHARMACEUTICAL CORP CL A NEW COM	2,800 000-	137,391.41	130,816.00-	6,575.41
S	31-AUG-01 06-SEP-01	MENS WEARHOUSE INC COM	900 000-	22,860.00	22,896.00-	36.00-
S	31-AUG-01 06-SEP-01	MENTOR CORP MINN COM	600.000-	18,000 00	18,024.00-	24.00-
S	31-AUG-01 06-SEP-01	MERCURY COMPUTER SYS INC COM	500 000-	13,600.00	13,620.00-	20.00-
S	31-AUG-01 06-SEP-01	MESA AIR GROUP INC	2,000.000-	29,440 00	29,520.00-	80.00-
S	31-AUG-01 06-SEP-01	METAMAVE CONNS CORP OC-COM	2,700 000-	8,721 00	8,829 00-	108.00-
S	31-AUG-01 06-SEP-01	METRO ONE TELECOMMUNICATIONS INC	700.000-	22,197 00	22,225.00-	28.00-
S	31-AUG-01 06-SEP-01	MICHAELS STORES INC COM	1,999.000-	83,915 22	79,560 19-	4,335.03
S	31-AUG-01 06-SEP-01	MICHAELS STORES INC COM	401.000-	16,850.02	15,963 81-	886.21
S	31-AUG-01 06-SEP-01	MICROSEMI CORP	600.000-	17,100.00	17,124.00-	24.00-



Mellon Bank, N.A

KNI F999001
KNIGHT FOUNDATION
TRANSITION ACCOUNT

TRANSACTION REPORT
FOR THE PERIOD 01 JANUARY 2001 THROUGH 31 DECEMBER 2001

RUN DATE 19-FEB-02
PAGE 90
M25701

TRAN CODE	EFFECTIVE/ CONTRACTUAL/ SETTLEMENT DATE	SECURITY DESCRIPTION (LOCAL CURR/SETTLE CURR)	SHARES PAR VALUE	TRADE DATE BASE AMOUNT	INVESTMENT BASE COST	REALIZED GAIN/LOSS IN BASE CURRENCY
S	31-AUG-01 06-SEP-01	MID ATLANTIC MED SVCS INC COM	1,100 000-	23,100 00	23,144 00-	44.00-
S	31-AUG-01 06-SEP-01	MIDWAY GAMES INC	6,200 000-	90,578 97	91,760 00-	1,181 03-
S	31-AUG-01 06-SEP-01	MIDWAY GAMES INC	1,100 000-	16,115 00	16,280 00-	165 00-
S	31-AUG-01 06-SEP-01	HILLS CORP COM	300 000-	7,080 00	7,092 00-	12 00-
S	31-AUG-01 06-SEP-01	MONTANA PWR CO COM	1,200 000-	8,460 00	8,508 00-	48 00-
S	31-AUG-01 06-SEP-01	NABI INC	1,800 000-	12,060 00	12,132 00-	72 00-
S	31-AUG-01 06-SEP-01	NL INDS INC NEW	500 000-	8,075 00	8,095 00-	20 00-
S	31-AUG-01 06-SEP-01	NPS PHARMACEUTICALS INC	800 000-	26,896 00	26,928 00-	32 00-
S	31-AUG-01 06-SEP-01	NVR INC	99 000-	15,939 00	15,992 46-	53 46-
S	31-AUG-01 06-SEP-01	NATIONAL DATA CORP COM	500 000-	19,305 00	19,325 00-	20 00-
S	31-AUG-01 06-SEP-01	NATIONAL GOLF PPTYS INC	1,300 000-	23,946 00	23,998 00-	52 00-

KNI F999001
KNIGHT FOUNDATION
TRANSITION ACCOUNT

TRANSACTION REPORT
FOR THE PERIOD 01 JANUARY 2001 THROUGH 31 DECEMBER 2001

RUN DATE 19-FEB-02
PAGE 91
M25701

TRAN CODE	EFFECTIVE/ CONTRACTUAL/ SETTLEMENT DATE	SECURITY DESCRIPTION (LOCAL CURR/SETTLE CURR)	SHARES PAR VALUE	TRADE DATE BASE AMOUNT	INVESTMENT BASE COST	REALIZED GAIN/LOSS IN BASE CURRENCY
S	31-AUG-01 06-SEP-01	NATIONAL INSTRS CORP COM	3,800 000-	119,050 02	119,700 00-	649.98-
S	31-AUG-01 06-SEP-01	NEOSE TECHNOLOGIES INC	600 000-	25,590 00	25,614 00-	24.00-
S	31-AUG-01 06-SEP-01	NEOPHARM INC COM	900 000-	16,146 00	16,182 00-	36.00-
S	31-AUG-01 06-SEP-01	METECRITY INC	700 000-	12,390 00	12,418 00-	28.00-
S	31-AUG-01 06-SEP-01	METIQ CORP COM	600 000-	19,320 00	19,344 00-	24.00-
S	31-AUG-01 06-SEP-01	NEUROCRINE BIOSCIENCES INC COM	700 000-	27,531 00	27,559 00-	28 00-
S	31-AUG-01 06-SEP-01	NEW YORK CNTY BANCORP INC COM	400 000-	14,652 00	14,868 00-	16.00-
S	31-AUG-01 06-SEP-01	NEWPORT CORP COM	1,200 000-	21,744 00	21,792 00-	48.00-
S	31-AUG-01 06-SEP-01	99 CENTS ONLY STORES	600 000-	18,354 00	18,378 00-	24.00-
S	31-AUG-01 06-SEP-01	NORDSON CORP	700 000-	18,228 00	18,256 00-	28.00-
S	31-AUG-01 06-SEP-01	NUANCE COMMUNICATIONS	1,200 000-	12,528 00	12,576 00-	48.00-



Mellon TrustSM

Mellon Bank, N.A.

TRANSACTION REPORT
FOR THE PERIOD 01 JANUARY 2001 THROUGH 31 DECEMBER 2001

RUN DATE 19-FEB-01
PAGE 9
M25701

KMI F999001
KNIGHT FOUNDATION
TRANSITION ACCOUNT

TRAN CODE	EFFECTIVE/ CONTRACTUAL/ SETTLEMENT DATE	SECURITY DESCRIPTION (LOCAL CURR/SETTLE CURR)	SHARES PAR VALUE	TRADE DATE BASE AMOUNT	INVESTMENT BASE COST	REALIZED GAIN/LOSS IN BASE CURRENCY
S	31-AUG-01 06-SEP-01	NOVAVAX IND	1,400 000-	18,550 00	18,606 00-	56 00-
S	31-AUG-01 06-SEP-01	NOVEN PHARMACEUTICALS INC COM	700 000-	15,519 00	15,547 00-	28.00-
S	31-AUG-01 06-SEP-01	NOVOSTE CORP	1,000.000-	18,250.00	18,290 00-	40 00-
S	31-AUG-01 06-SEP-01	NUMERICAL TECH INC COM	500.000-	14,225.00	14,245 00-	20 00-
S	31-AUG-01 06-SEP-01	NYFIX INC COM	1,900 000-	15,810 00	15,850 00-	40.00-
S	31-AUG-01 06-SEP-01	O CHARLEYS INC	800 000-	14,408 00	14,440 00-	32 00-
S	31-AUG-01 06-SEP-01	OAK TECHNOLOGIES INC COM	1,700 000-	16,779.00	16,847 00-	68.00-
S	31-AUG-01 06-SEP-01	OLIN CORP COM PAR 01 00	900.000-	14,904 00	14,940 00-	36 00-
S	31-AUG-01 06-SEP-01	1-800 FLOWERS COM INC CL A COM	8,500.000-	108,456 37	110,840 00-	2,383.63-
S	31-AUG-01 06-SEP-01	ONEIDA LTD	800 000-	14,600.00	14,632.00-	32.00-
S	31-AUG-01 06-SEP-01	OPNET TECHNOLOGIES INC COM	1,800 000-	19,332 00	19,404 00-	72.00-

KMI F999001
KNIGHT FOUNDATION
TRANSITION ACCOUNT

TRANSACTION REPORT
FOR THE PERIOD 01 JANUARY 2001 THROUGH 31 DECEMBER 2001

RUN DATE 19-FEB-01
PAGE 9
M25701

TRAN CODE	EFFECTIVE/ CONTRACTUAL/ SETTLEMENT DATE	SECURITY DESCRIPTION (LOCAL CURR/SETTLE CURR)	SHARES PAR VALUE	TRADE DATE BASE AMOUNT	INVESTMENT BASE COST	REALIZED GAIN/LOSS IN BASE CURRENCY
S	31-AUG-01 06-SEP-01	ORASURE TECHNOLOGIES INC COM	1,100.000-	14,311.00	14,355.00-	44.00-
S	31-AUG-01 06-SEP-01	O'REILLY AUTOMOTIVE INC	700.000-	21,840.00	21,868 00-	28.00-
S	31-AUG-01 06-SEP-01	PF CHANGS CHINA BISTRO INC COM	700.000-	31,150.00	31,178.00-	28.00-
S	31-AUG-01 06-SEP-01	PRI AUTOMATION INC COM	17,699.000-	318,217.38	323,006.75-	4,789.37-
S	31-AUG-01 06-SEP-01	PRI AUTOMATION INC COM	901.000-	16,236.02	16,443.25-	207 23-
S	31-AUG-01 06-SEP-01	PACIFIC SUNBEAR CALIF INC COM	600.000-	9,870 00	9,894.00-	24.00-
S	31-AUG-01 06-SEP-01	PACKAGING CORP AMER COM	21,300 000-	390,628.95	407,256.00-	16,627.05-
S	31-AUG-01 06-SEP-01	PACKARD BIOSCIENCE INC COM	1,900.000-	18,202 00	18,278.00-	76.00-
S	31-AUG-01 06-SEP-01	PACTIV CORP COM	42,700.000-	676,345.39	700,260.00-	23,934 61-
S	31-AUG-01 06-SEP-01	PANERA BREAD CO CL A COM	500.000-	18,800 00	18,820.00-	20.00-
S	31-AUG-01 06-SEP-01	PARK NATL CORP COM	300 000-	27,900.00	27,912.00-	12.00-



Mellon Bank, N.A

KNI F999001
KNIGHT FOUNDATION
TRANSITION ACCOUNT

TRANSACTION REPORT
FOR THE PERIOD 01 JANUARY 2001 THROUGH 31 DECEMBER 2001

RUN DATE: 19-FEB-02
PAGE 94
H25701

TRAN CODE	EFFECTIVE/ CONTRACTUAL/ SETTLEMENT DATE	SECURITY DESCRIPTION (LOCAL CURR/SETTLE CURR)	SHARES PAR VALUE	TRADE DATE BASE AMOUNT	INVESTMENT BASE COST	REALIZED GAIN/LOSS IN BASE CURRENCY
S	31-AUG-01 06-SEP-01	PEGASUS COMMUNICATIONS CORP CL	1,500 000-	17,250 00	17,310 00-	60.00-
S	31-AUG-01 06-SEP-01	PERFORMANCE FOOD GROUP CO	1,000 000-	33,760 00	33,800 00-	40.00-
S	31-AUG-01 06-SEP-01	PERFORMANCE TECHNOLOGIES INC CDH	1,100 000-	14,443 00	14,487 00-	44.00-
S	31-AUG-01 06-SEP-01	PEROT SYS CORP CDT CL A	1,700 000-	24,480 00	24,548 00-	68 00-
S	31-AUG-01 06-SEP-01	PERRIGO CO COM	1,600 000-	25,824 00	25,888 00-	64.00-
S	31-AUG-01 06-SEP-01	PHARMACEUTICAL RES INC	400 000-	14,000 00	14,016 00-	16.00-
S	31-AUG-01 06-SEP-01	PHARMACOPEIA INC COM	700 000-	12,145 00	12,173 00-	28.00-
S	31-AUG-01 06-SEP-01	PHILADELPHIA SUBN CORP PAR 50	600.000-	16,560 00	16,584 00-	24 00-
S	31-AUG-01 06-SEP-01	PHOTON DYNAMICS INC COM	2,400 000-	86,205 12	88,968 00-	2,762.88-
S	31-AUG-01 06-SEP-01	PHOTON DYNAMICS INC COM	300.000-	10,788 00	11,121 00-	333.00-
S	31-AUG-01 06-SEP-01	PHOTRONICS INC COM	800 000-	19,888 00	19,120 00-	32 00-

KNI F999001
KNIGHT FOUNDATION
TRANSITION ACCOUNT

TRANSACTION REPORT
FOR THE PERIOD 01 JANUARY 2001 THROUGH 31 DECEMBER 2001

RUN DATE: 19-FEB-02
PAGE 95
H25701

TRAN CODE	EFFECTIVE/ CONTRACTUAL/ SETTLEMENT DATE	SECURITY DESCRIPTION (LOCAL CURR/SETTLE CURR)	SHARES PAR VALUE	TRADE DATE BASE AMOUNT	INVESTMENT BASE COST	REALIZED GAIN/LOSS IN BASE CURRENCY
S	31-AUG-01 06-SEP-01	PIXELWORKS INC COM	700 000-	10,444 00	10,472 00-	28 00-
S	31-AUG-01 06-SEP-01	PLAINS RESOURCES INC	1,500 000-	40,725 00	40,785 00-	60.00-
S	31-AUG-01 06-SEP-01	PLANTRONICS INC	1,200.000-	23,880.00	23,928 00-	48.00-
S	31-AUG-01 06-SEP-01	PLEXUS CORP	1,300 000-	45,266 00	45,318 00-	52.00-
S	31-AUG-01 06-SEP-01	POLARIS INDS PARTNERS INC COM	200.000-	10,070 00	10,078.00-	8.00-
S	31-AUG-01 06-SEP-01	POLYCOM INC	12,800 000-	259,063 54	294,784 00-	35,720.46-
S	31-AUG-01 06-SEP-01	POWER INTEGRATIONS INC	600 000-	14,214 00	14,238 00-	24.00-
S	31-AUG-01 06-SEP-01	POWERWAVE TECHNOLOGIES INC COM	6,100 000-	88,813 03	95,831 00-	7,017.97-
S	31-AUG-01 06-SEP-01	POWERWAVE TECHNOLOGIES INC COM	1,800 000-	26,280 00	28,278 00-	1,998.00-
S	31-AUG-01 06-SEP-01	PRAECIS PHARMACEUTICALS INC	1,900 000-	19,779 00	19,855 00-	76.00-
S	31-AUG-01 06-SEP-01	PRECISION CASTPARTS CORP	14,300 000-	490,473 63	486,200 00-	4,273 63



Mellon Bank, N.A

KNI F999001
KNIGHT FOUNDATION
TRANSITION ACCOUNT

TRANSACTION REPORT
FOR THE PERIOD 01 JANUARY 2001 THROUGH 31 DECEMBER 2001

RUN DATE: 19-FEB-02
PAGE: 96
M25701

TRAN CODE	EFFECTIVE/ CONTRACTUAL/ SETTLEMENT DATE	SECURITY DESCRIPTION (LOCAL CURR/SETTLE CURR)	SHARES PAR VALUE	TRADE DATE BASE AMOUNT	INVESTMENT BASE COST	REALIZED GAIN/LOSS IN BASE CURRENCY
S	31-AUG-01 06-SEP-01	PRESSTEX INC COM	2,500 000-	20,000 00	20,100.00-	100.00-
S	31-AUG-01 06-SEP-01	PRICE COMMUNICATIONS CORP NEW COM	1,400 000-	25,172 00	25,228 00-	56.00-
S	31-AUG-01 06-SEP-01	PRICELINE COM INC COM	2,500 000-	13,800 00	13,900.00-	100.00-
S	31-AUG-01 06-SEP-01	PRIMA ENERGY CORP PAR \$0 015	600 000-	14,232 00	14,256.00-	24.00-
S	31-AUG-01 06-SEP-01	PROBUSINESS SVCS INC COM	900 000-	23,220 00	23,256 00-	36 00-
S	31-AUG-01 06-SEP-01	PROGRESS SOFTWARE CORP	1,000 000-	15,950 00	15,990.00-	40.00-
S	31-AUG-01 06-SEP-01	PROQUEST CO COM	3,000 000-	105,776 47	106,000 00-	2,223.53-
S	31-AUG-01 06-SEP-01	PROVINCE HEALTHCARE CO COM	16,400 000-	601,203 93	620,120 00-	26,916 07-
S	31-AUG-01 06-SEP-01	PROVINCE HEALTHCARE CO COM	700.000-	25,690.00	26,810 00-	1,120.00-
S	31-AUG-01 06-SEP-01	PROXIM INC COM	1,200 000-	13,596 00	13,644 00-	48.00-
S	31-AUG-01 06-SEP-01	QUIKSILVER INC COM	700 000-	16,114 00	16,142.00-	28 00-

KNI F999001
KNIGHT FOUNDATION
TRANSITION ACCOUNT

TRANSACTION REPORT
FOR THE PERIOD 01 JANUARY 2001 THROUGH 31 DECEMBER 2001

RUN DATE: 19-FEB-02
PAGE: 97
M25701

TRAN CODE	EFFECTIVE/ CONTRACTUAL/ SETTLEMENT DATE	SECURITY DESCRIPTION (LOCAL CURR/SETTLE CURR)	SHARES PAR VALUE	TRADE DATE BASE AMOUNT	INVESTMENT BASE COST	REALIZED GAIN/LOSS IN BASE CURRENCY
S	30-AUG-01 05-SEP-01	RADIANT SYS INC COM	25,400.000-	236,554.98	245,618.00-	9,063.02-
S	31-AUG-01 06-SEP-01	RADIANT SYS INC COM	44,000.000-	415,627.68	425,480.00-	9,852.32-
S	31-AUG-01 06-SEP-01	RADISYS CORP COM	1,000.000-	16,620.00	16,660 00-	40.00-
S	31-AUG-01 06-SEP-01	RAMBUS INC DEL COM	2,400.000-	14,952.00	15,048.00-	96.00-
S	31-AUG-01 06-SEP-01	RARE HOSPITALITY INTL INC COM	800.000-	16,648.00	16,680.00-	32.00-
S	31-AUG-01 06-SEP-01	RAYMOND JAMES FINL INC COM	12,400.000-	350,660.29	364,312.00-	13,651.71-
S	31-AUG-01 06-SEP-01	READ RITE CORP COM	3,900.000-	18,330.00	18,486.00-	156 00-
S	31-AUG-01 06-SEP-01	REDBACK NETWORKS INC COM	30,700.000-	124,023.82	131,089.00-	7,065.18-
S	31-AUG-01 06-SEP-01	REEBOX INTL LTD COM	5,400.000-	144,985.15	145,260 00-	274.85-
S	31-AUG-01 06-SEP-01	REGENERON PHARMACEUTICALS INC COM	900.000-	27,108.00	27,144.00-	36.00-
S	31-AUG-01 06-SEP-01	REHABCARE GROUP INC COM	400.000-	16,212.00	16,228.00-	16.00-



Mellon Bank N.A

KNI F999001
KNIGHT FOUNDATION
TRANSITION ACCOUNT

TRANSACTION REPORT
FOR THE PERIOD 01 JANUARY 2001 THROUGH 31 DECEMBER 2001

RUN DATE 19-FEB-02
PAGE 98
M25701

TRAN CODE	EFFECTIVE/ CONTRACTUAL/ SETTLEMENT DATE	SECURITY DESCRIPTION (LOCAL CURR/SETTLE CURR)	SHARES PAR VALUE	TRADE DATE BASE AMOUNT	INVESTMENT BASE COST	REALIZED GAIN/LOSS IN BASE CURRENCY
S	31-AUG-01 06-SEP-01	RENAL CARE GROUP INC COM	3,900 000-	127,603 74	128,154 00-	550 26-
S	31-AUG-01 06-SEP-01	RENAL CARE GROUP INC COM	1,700 000-	55,692 00	55,862 00-	170 00-
S	31-AUG-01 06-SEP-01	RESEARCH FRONTIERS INC	1,200 000-	23,400 00	23,448 00-	48 00-
S	31-AUG-01 06-SEP-01	RESMED INC	2,500 000-	137,270 42	152,375.00-	25,104 58-
S	31-AUG-01 06-SEP-01	RESPIRONICS INC COM	4,200 000-	140,569 30	134,022.00-	6,547 30
S	31-AUG-01 06-SEP-01	RESPIRONICS INC COM	600 000-	20,106 00	19,146 00-	960 00
S	31-AUG-01 06-SEP-01	RETEX INC COM	2,900 000-	81,023 29	82,766 00-	1,742 71-
S	31-AUG-01 06-SEP-01	ROGERS CORP	800 000-	23,560 00	23,592 00-	32 00-
S	31-AUG-01 06-SEP-01	ROLLINS INC	700 000-	14,196 00	14,224 00-	28 00-
S	31-AUG-01 06-SEP-01	ROPER INDS INC NEW COM	600.000-	24,600 00	24,624 00-	24 00-
S	31-AUG-01 06-SEP-01	ROSS STORES INC COM	7,900 000-	231,146 28	231,075 00-	71 28

KNI F999001
KNIGHT FOUNDATION
TRANSITION ACCOUNT

TRANSACTION REPORT
FOR THE PERIOD 01 JANUARY 2001 THROUGH 31 DECEMBER 2001

RUN DATE 19-FEB-02
PAGE 99
M25701

TRAN CODE	EFFECTIVE/ CONTRACTUAL/ SETTLEMENT DATE	SECURITY DESCRIPTION (LOCAL CURR/SETTLE CURR)	SHARES PAR VALUE	TRADE DATE BASE AMOUNT	INVESTMENT BASE COST	REALIZED GAIN/LOSS IN BASE CURRENCY
S	31-AUG-01 06-SEP-01	ROXIO INC COM	900.000-	16,335.00	16,371.00-	36.00-
S	31-AUG-01 06-SEP-01	RUBY TUESDAY INC	5,000 000-	90,796 96	90,500 00-	296 96
S	31-AUG-01 06-SEP-01	RUBY TUESDAY INC	1,300 000-	23,640 00	23,530 00-	130 00
S	31-AUG-01 06-SEP-01	RUDOLPH TECHNOLOGIES INC COM	2,199 000-	79,073 40	80,857 23-	1,783.83-
S	31-AUG-01 06-SEP-01	RUDOLPH TECHNOLOGIES INC COM	501 000-	18,036 00	18,421.77-	385.77-
S	31-AUG-01 06-SEP-01	SBS TECHNOLOGIES INC	1,100 000-	14,245 00	14,289 00-	44.00-
S	31-AUG-01 06-SEP-01	SBA COMMUNICATIONS CORP COM	1,100.000-	14,652 00	14,696 00-	44 00-
S	31-AUG-01 06-SEP-01	SCP POOL CORP	500 000-	18,960.00	18,980.00-	20 00-
S	31-AUG-01 06-SEP-01	S1 CORP COM	1,300.000-	15,041.00	15,093 00-	52.00-
S	31-AUG-01 06-SEP-01	SABA SOFTWARE INC COM	1,300.000-	10,725 00	10,777 00-	52 00-
S	31-AUG-01 06-SEP-01	SAGA COMMUNICATIONS INC CL A	1,100 000-	20,680 00	20,724.00-	44 00-



Mellon TrustSM

Mellon Bank, N.A

KNI F999001
KNIGHT FOUNDATION
TRANSITION ACCOUNT

TRANSACTION REPORT
FOR THE PERIOD 01 JANUARY 2001 THROUGH 31 DECEMBER 2001

RUN DATE 19-FEB-0
PAGE 10
H25701

TRAN CODE	EFFECTIVE/ CONTRACTUAL/ SETTLEMENT DATE	SECURITY DESCRIPTION (LOCAL CURR/SETTLE CURR)	SHARES PAR VALUE	TRADE DATE BASE AMOUNT	INVESTMENT BASE COST	REALIZED GAIN/LOSS IN BASE CURRENCY
S	31-AUG-01 06-SEP-01	SAGE INC COM	7,400 000-	132,751 56	137,640.00-	4,888.44-
S	31-AUG-01 06-SEP-01	SANGSTAT MED CORP COM	5,600 000-	85,733 13	84,840 00-	893.13
S	31-AUG-01 06-SEP-01	SANGSTAT MED CORP COM	900 000-	13,815 00	13,635.00-	180.00
S	31-AUG-01 06-SEP-01	SAPIENT CORP	3,000 000-	16,230 00	16,350.00-	120 00-
S	31-AUG-01 06-SEP-01	SCHOLASTIC CORP COM	400 000-	15,572 00	15,588.00-	16 00-
S	31-AUG-01 06-SEP-01	SCHOOL SPECIALTY INC-COM	500 000-	15,224.50	15,244.50-	20.00-
S	31-AUG-01 06-SEP-01	SCIOS INC	1,300 000-	22,945 00	22,997.00-	52.00-
S	31-AUG-01 06-SEP-01	SCOTTS CO CL A	300 000-	12,039 00	12,051.00-	12.00-
S	31-AUG-01 06-SEP-01	SECURE COMPUTING CORP	1,300.000-	19,435.00	19,487.00-	52 00-
S	31-AUG-01 06-SEP-01	SEMITOOL INC	1,100.000-	15,719 00	15,763.00-	44 00-
S	31-AUG-01 06-SEP-01	SENSORMATIC ELECTRS CORP COM	700 000-	16,394 00	16,422.00-	28 00-

KNI F999001
KNIGHT FOUNDATION
TRANSITION ACCOUNT

TRANSACTION REPORT
FOR THE PERIOD 01 JANUARY 2001 THROUGH 31 DECEMBER 2001

RUN DATE: 19-FEB-0
PAGE: 10
H25701

TRAN CODE	EFFECTIVE/ CONTRACTUAL/ SETTLEMENT DATE	SECURITY DESCRIPTION (LOCAL CURR/SETTLE CURR)	SHARES PAR VALUE	TRADE DATE BASE AMOUNT	INVESTMENT BASE COST	REALIZED GAIN/LOSS IN BASE CURRENCY
S	31-AUG-01 06-SEP-01	SHUFFLE MASTER INC	1,200.000-	20,160 00	20,208.00-	48 00-
S	31-AUG-01 06-SEP-01	SILICON LABORATORIES INC OC-COM	500.000-	9,995 00	10,015.00-	20.00-
S	31-AUG-01 06-SEP-01	SILICON STORAGE TECHNOLOGYINC	2,600.000-	22,698.00	22,802.00-	104.00-
S	31-AUG-01 06-SEP-01	SIMPSON MFG INC	300.000-	17,955.00	17,967.00-	12.00-
S	31-AUG-01 06-SEP-01	SIRIUS SATELLITE RADIO INC COM	2,200 000-	14,630 00	14,718.00-	88.00-
S	31-AUG-01 06-SEP-01	SIX FLAGS INC COM	23,500 000-	389,851.97	394,800.00-	4,948.03-
S	31-AUG-01 06-SEP-01	SKECHERS U S A INC CL A COM	25,100 000-	524,823 47	518,315.00-	6,508.47
S	31-AUG-01 06-SEP-01	SMITH CHARLES E RESIDENTIAL RLTY INC COM	300 000-	15,909.00	15,921.00-	12.00-
S	31-AUG-01 06-SEP-01	SONERA COMMUNICATIONS INC COM	2,400 000-	14,400 00	14,496 00-	96.00-
S	31-AUG-01 06-SEP-01	SONICMALL INC COM	700 000-	13,097.00	13,125.00-	28.00-
S	31-AUG-01 06-SEP-01	SOUTHWEST BANCORP TEX INC COM	600 800-	19,224.00	19,248.00-	24.00-



Mellon Bank N A

KNI F999001
KNIGHT FOUNDATION
TRANSITION ACCOUNT

TRANSACTION REPORT
FOR THE PERIOD 01 JANUARY 2001 THROUGH 31 DECEMBER 2001

RUN DATE 19-FEB-02
PAGE 102
M25701

TRAM CODE	EFFECTIVE/ CONTRACTUAL/ SETTLEMENT DATE	SECURITY DESCRIPTION (LOCAL CURR/SETTLE CURR)	SHARES PAR VALUE	TRADE DATE BASE AMOUNT	INVESTMENT BASE COST	REALIZED GAIN/LOSS IN BASE CURRENCY
S	31-AUG-01 06-SEP-01	SOUTHWESTERN ENERGY CO COM	1,300 000-	16,250 00	16,302 00-	52 00-
S	31-AUG-01 06-SEP-01	SPEECHWORKS INTL INC COM	1,600 000-	13,216 00	13,280 00-	64 00-
S	31-AUG-01 06-SEP-01	SPEEDWAY MOTORSPORTS INC COM	400 000-	10,400 00	10,416 00-	16 00-
S	31-AUG-01 06-SEP-01	SPINNAKER EXPL CO COM	500 000-	19,150 00	19,170 00-	20 00-
S	31-AUG-01 06-SEP-01	SPORTS RESORTS INTL INC COM	1,000 000-	11,740 00	11,780 00-	40 00-
S	31-AUG-01 06-SEP-01	STARTEK INC COM	700 000-	16,240 00	16,268 00-	28 00-
S	31-AUG-01 06-SEP-01	STELLENT INC	700 000-	15,260 00	15,288 00-	28 00-
S	31-AUG-01 06-SEP-01	STERICYCLE INC COM	2,700 000-	129,946 66	122,850 00-	7,096 66
S	31-AUG-01 06-SEP-01	STERICYCLE INC COM	200 000-	9,634 00	9,100 00-	534 00
S	31-AUG-01 06-SEP-01	STERIS CORP COM	1,400 000-	30,296 00	30,352 00-	56 00-
S	31-AUG-01 06-SEP-01	STEWART & STEVENSON SVCS INC	600 000-	16,476 00	16,500 00-	24 00-

KNI F999001
KNIGHT FOUNDATION
TRANSITION ACCOUNT

TRANSACTION REPORT
FOR THE PERIOD 01 JANUARY 2001 THROUGH 31 DECEMBER 2001

RUN DATE 19-FEB-02
PAGE 103
M25701

TRAM CODE	EFFECTIVE/ CONTRACTUAL/ SETTLEMENT DATE	SECURITY DESCRIPTION (LOCAL CURR/SETTLE CURR)	SHARES PAR VALUE	TRADE DATE BASE AMOUNT	INVESTMENT BASE COST	REALIZED GAIN/LOSS IN BASE CURRENCY
S	31-AUG-01 06-SEP-01	STILLWATER MNG CO COM	1,000 000-	26,200 00	26,240.00-	40 00-
S	31-AUG-01 06-SEP-01	STONE ENERGY CORP COM	9,400.000-	356,812 09	398,560.00-	41,747 91-
S	31-AUG-01 06-SEP-01	STONE ENERGY CORP COM	400 000-	15,200.00	16,960 00-	1,760 00-
S	31-AUG-01 06-SEP-01	STRATOS LIGHTWAVE INC COM	2,300 000-	13,225 00	13,317 00-	92.00-
S	31-AUG-01 06-SEP-01	STUDENT LN CORP	100 000-	7,560.00	7,564.00-	4.00-
S	31-AUG-01 06-SEP-01	SUPERIOR ENERGY SERVICES INC	1,800 000-	13,500.00	13,572.00-	72.00-
S	31-AUG-01 06-SEP-01	SUPERIOR INDS INTL INC COM	300 000-	11,505 00	11,517 00-	12 00-
S	31-AUG-01 06-SEP-01	SUPPORT.COM INC COM	3,700 000-	13,505 00	13,653.00-	148 00-
S	31-AUG-01 06-SEP-01	SUREBEAM CORP CL A	1,600 000-	16,672 00	16,736 00-	64.00-
S	31-AUG-01 06-SEP-01	SURMODICS INC COM	500 000-	23,300 00	23,320 00-	20.00-
S	31-AUG-01 06-SEP-01	SWIFT ENERGY CO COM	9,300 000-	215,473.60	252,681 00-	37,207 20-



Mellon Bank N.A

KNI F999001
KNIGHT FOUNDATION
TRANSITION ACCOUNT

TRANSACTION REPORT
FOR THE PERIOD 01 JANUARY 2001 THROUGH 31 DECEMBER 2001

RUN DATE: 19-FEB-02
PAGE 104
M25701

TRAN CODE	EFFECTIVE/ CONTRACTUAL/ SETTLEMENT DATE	SECURITY DESCRIPTION (LOCAL CURR/SETTLE CURR)	SHARES PAR VALUE	TRADE DATE BASE AMOUNT	INVESTMENT BASE COST	REALIZED GAIN/LOSS IN BASE CURRENCY
S	31-AUG-01 06-SEP-01	SWIFT TRANSN INC COM	800.000-	17,272 00	17,304.00-	32.00-
S	31-AUG-01 06-SEP-01	SYLVAN LEARNING SYS INC COM	600 000-	15,204 00	15,228 00-	24.00-
S	31-AUG-01 06-SEP-01	SYNCDR INTL CORP NEW	800 000-	29,232 00	29,264 00-	32.00-
S	31-AUG-01 06-SEP-01	THQ INC	700.000-	37,205 00	37,233 00-	28.00-
S	31-AUG-01 06-SEP-01	TRC COS INC	500.000-	11,775 00	11,787.00-	12.00-
S	31-AUG-01 06-SEP-01	TAKE-TWO INTERACTIVE SOFTWARE INC	1,100 000-	18,260 00	18,304 00-	44.00-
S	31-AUG-01 06-SEP-01	TALX CORP	600.000-	18,540 00	18,564.00-	24.00-
S	31-AUG-01 06-SEP-01	TANOX INC COM	1,000.000-	16,550 00	16,590 00-	40.00-
S	31-AUG-01 06-SEP-01	TECHNE CORP COM	1,300 000-	41,197 00	41,249.00-	52.00-
S	31-AUG-01 06-SEP-01	TECHNITROL INC	1,000.000-	25,480 00	25,520.00-	40.00-
S	31-AUG-01 06-SEP-01	TEJON RANCH CO	800.000-	20,840 00	20,872 00-	32.00-

KNI F999001
KNIGHT FOUNDATION
TRANSITION ACCOUNT

TRANSACTION REPORT
FOR THE PERIOD 01 JANUARY 2001 THROUGH 31 DECEMBER 2001

RUN DATE: 19-FEB-02
PAGE 104
M25701

TRAN CODE	EFFECTIVE/ CONTRACTUAL/ SETTLEMENT DATE	SECURITY DESCRIPTION (LOCAL CURR/SETTLE CURR)	SHARES PAR VALUE	TRADE DATE BASE AMOUNT	INVESTMENT BASE COST	REALIZED GAIN/LOSS IN BASE CURRENCY
S	31-AUG-01 06-SEP-01	TEKELEC COM	13,700.000-	213,438.86	215,090.00-	1,651.14-
S	31-AUG-01 06-SEP-01	TELEDYNE TECHNOLOGIES INC COM	1,400.000-	21,602.00	21,658 00-	56.00-
S	31-AUG-01 06-SEP-01	TENMANT CO	700.000-	26,610 00	26,838 00-	28.00-
S	31-AUG-01 06-SEP-01	TETRA TECH INC NEW	1,100.000-	26,378.00	26,422.00-	44.00-
S	31-AUG-01 06-SEP-01	TEXAS REGI BANCSHARES INC COM CL A VTC	700 000-	26,047.00	26,075.00-	28.00-
S	31-AUG-01 06-SEP-01	THERMANAVE INC COM	1,100 000-	18,183 00	18,227.00-	44.00-
S	31-AUG-01 06-SEP-01	THORATEC CORP COM NEW	800.000-	16,016.00	16,048 00-	32.00-
S	31-AUG-01 06-SEP-01	TITAN CORP	4,300.000-	79,590 34	82,130.00-	2,539.66-
S	31-AUG-01 06-SEP-01	TITAN CORP	1,500.000-	27,825 00	28,650.00-	825.00-
S	31-AUG-01 06-SEP-01	TITAN PHARMACEUTICALS INC DEL	900 000-	8,775.00	8,811 00-	36.00-
S	31-AUG-01 06-SEP-01	TOLLGRADE COMMUNICATION INC	600.000-	13,020.00	13,044.00-	24.00-



Mellon Trust

Mellon Bank N A

TRANSACTION REPORT
FOR THE PERIOD 01 JANUARY 2001 THROUGH 31 DECEMBER 2001

RUN DATE 19-FEB-02
PAGE 106
M25701

KNI F999001
KNIGHT FOUNDATION
TRANSITION ACCOUNT

TRAN CODE	EFFECTIVE/ CONTRACTUAL/ SETTLEMENT DATE	SECURITY DESCRIPTION (LOCAL CURR/SETTLE CURR)	SHARES PAR VALUE	TRADE DATE BASE AMOUNT	INVESTMENT BASE COST	REALIZED GAIN/LOSS IN BASE CURRENCY
S	31-AUG-01 06-SEP-01	TOO INC COM	1,100 000-	30,272 00	30,316 00-	44 00-
S	31-AUG-01 06-SEP-01	TOWER AUTOMOTIVE INC	8,900 000-	113,738 19	108,580.00-	5,158 19
S	31-AUG-01 06-SEP-01	TOWN & CTRY TR SHS BEN INT	1,200.000-	23,208 00	23,256 00-	48 00-
S	31-AUG-01 06-SEP-01	TRANSKARYOTIC THERAPIES INC	800 000-	24,440 00	24,472 00-	32 00-
S	31-AUG-01 06-SEP-01	TRANSWITCH CORP	2,900 000-	16,400 00	16,480 00-	80.00-
S	31-AUG-01 06-SEP-01	TRIAD GTY INC COM	500 000-	17,965 00	17,985.00-	20 00-
S	31-AUG-01 06-SEP-01	TRIARC COS INC CL A	500 000-	12,400 00	12,420 00-	20 00-
S	31-AUG-01 06-SEP-01	TRIMBLE NAV LTD	800 000-	13,200 00	13,232 00-	32 00-
S	31-AUG-01 06-SEP-01	TRIMERIS INC COM	500 000-	23,900 00	23,920 00-	20 00-
S	31-AUG-01 06-SEP-01	TRIQUINT SEMICONDUCTOR INC COM	2,600 000-	55,120 00	55,224 00-	104 00-
S	31-AUG-01 06-SEP-01	TRIUMPH GROUP INC COM NEW	500 000-	23,650 00	23,670 00-	20 00-

TRANSACTION REPORT
FOR THE PERIOD 01 JANUARY 2001 THROUGH 31 DECEMBER 2001

RUN DATE 19-FEB-02
PAGE 107
M25701

KNI F999001
KNIGHT FOUNDATION
TRANSITION ACCOUNT

TRAN CODE	EFFECTIVE/ CONTRACTUAL/ SETTLEMENT DATE	SECURITY DESCRIPTION (LOCAL CURR/SETTLE CURR)	SHARES PAR VALUE	TRADE DATE BASE AMOUNT	INVESTMENT BASE COST	REALIZED GAIN/LOSS IN BASE CURRENCY
S	31-AUG-01 06-SEP-01	TRUSTCO BK CORP N Y	800 000-	10,960.00	10,992.00-	32 00-
S	31-AUG-01 06-SEP-01	TULARIK INC	600 000-	13,860 00	13,884.00-	24.00-
S	31-AUG-01 06-SEP-01	TUPPERWARE CORP COM	1,300.000-	30,719.00	30,771 00-	52.00-
S	31-AUG-01 06-SEP-01	TWEETER HOME ENTMT GRP INC COM	3,600 000-	92,084.92	94,680 00-	2,595.08-
S	30-AUG-01 05-SEP-01	UCAR INTL INC COM	5,680 000-	70,664.59	71,232 00-	567.41-
S	31-AUG-01 06-SEP-01	UCAR INTL INC COM	45,500 000-	579,418 57	578,760.00-	658.57
S	31-AUG-01 06-SEP-01	UCBN HLDGS INC COM	1,200 000-	32,772 00	32,820.00-	48 00-
S	31-AUG-01 06-SEP-01	UGI CORP NEW COM	600.000-	16,800 00	16,824.00-	24.00-
S	31-AUG-01 06-SEP-01	ULTRATECH STEPPER INC COM	13,500 000-	231,652.26	249,075 00-	17,422 74-
S	31-AUG-01 06-SEP-01	UNILAB CORP NEW COM NEW	4,500.000-	117,491.07	121,500.00-	4,008 95-
S	30-AUG-01 05-SEP-01	UNISOURCE ENERGY CORP COM	4,900.000-	82,937 07	83,349.00-	411 93-



Mellon TrustSM

Mellon Bank, N.A

KNI F999001
KNIGHT FOUNDATION
TRANSITION ACCOUNT

TRANSACTION REPORT
FOR THE PERIOD 01 JANUARY 2001 THROUGH 31 DECEMBER 2001

RUN DATE: 19-FEB-0
PAGE: 10
H25701

TRAN CODE	EFFECTIVE/ CONTRACTUAL/ SETTLEMENT DATE	SECURITY DESCRIPTION (LOCAL CURR/SETTLE CURR)	SHARES PAR VALUE	TRADE DATE BASE AMOUNT	INVESTMENT BASE COST	REALIZED GAIN/LOSS IN BASE CURRENCY
S	31-AUG-01 06-SEP-01	UNISOURCE ENERGY CORP COM	18,000 000-	298,736 01	306,180.00-	7,443 99-
S	31-AUG-01 06-SEP-01	UNITED BANKSHARES INC W VA	1,200 000-	33,480 00	33,528 00-	48.00-
S	31-AUG-01 06-SEP-01	UNITED NATL BANCORP N J COM	700.000-	16,275.00	16,303 00-	28.00-
S	31-AUG-01 06-SEP-01	UNITED THERAPEUTICS CORP DEL COM	1,500.000-	20,250 00	20,310 00-	60 00-
S	31-AUG-01 06-SEP-01	UNIVERSAL CORP VA	400 000-	16,972 00	16,988 00-	16.00-
S	31-AUG-01 06-SEP-01	UROCOR INC COM	1,000 000-	17,440 00	17,480.00-	40.00-
S	31-AUG-01 06-SEP-01	VALENCE TECHNOLOGY INC	2,900 000-	12,806 00	12,122.00-	116 00-
S	31-AUG-01 06-SEP-01	VANS INC COM	1,000 000-	15,940 00	15,980 00-	40.00-
S	31-AUG-01 06-SEP-01	VARIAN MED SYS FMC COM	1,700 000-	112,128 26	114,750.00-	2,621.74-
S	31-AUG-01 06-SEP-01	VARIAN INC COM	1,000.000-	29,690.08	29,730.00-	40 00-
S	31-AUG-01 06-SEP-01	VARIAN SEMICONDUCTOR EQUIPMENT ASSOCS INC	2,100 000-	72,153 59	76,629.00-	4,475.41-

KNI F999001
KNIGHT FOUNDATION
TRANSITION ACCOUNT

TRANSACTION REPORT
FOR THE PERIOD 01 JANUARY 2001 THROUGH 31 DECEMBER 2001

RUN DATE: 19-FEB-0
PAGE: 10
H25701

TRAN CODE	EFFECTIVE/ CONTRACTUAL/ SETTLEMENT DATE	SECURITY DESCRIPTION (LOCAL CURR/SETTLE CURR)	SHARES PAR VALUE	TRADE DATE BASE AMOUNT	INVESTMENT BASE COST	REALIZED GAIN/LOSS IN BASE CURRENCY
S	31-AUG-01 06-SEP-01	VARIAN SEMICONDUCTOR EQUIPMENT ASSOCS INC	1,000.000-	34,400.00	36,490.00-	2,090.00-
S	31-AUG-01 06-SEP-01	VEECO INSTRS INC DEL COM	600 000-	17,544 00	17,568.00-	24.00-
S	31-AUG-01 06-SEP-01	VERITY INC COM	1,200.000-	12,720 00	12,768.00-	48 00-
S	31-AUG-01 06-SEP-01	VIRAGE LOGIC CORP	1,100 000-	13,079.00	13,123 00-	44.00-
S	31-AUG-01 06-SEP-01	VIRATA CORP COM	1,700.000-	20,077.00	20,145.00-	68.00-
S	31-AUG-01 06-SEP-01	VIROPHARMA INC COM	600.000-	18,630.00	18,654 00-	24.00-
S	31-AUG-01 06-SEP-01	VISX INC DEL	2,000.000-	34,960 00	35,040.00-	80.00-
S	31-AUG-01 06-SEP-01	WFS FINANCIAL INC	400 000-	9,544.00	9,560.00-	16.00-
S	31-AUG-01 06-SEP-01	WHS INDS INC COM	600 000-	12,768.00	12,792.00-	24.00-
S	31-AUG-01 06-SEP-01	WABTEC COM	1,300 000-	18,057 00	18,109.00-	52.00-
S	31-AUG-01 06-SEP-01	WADDELL & REED FINL INC CL A	12,400.000-	388,603 02	412,300.00-	23,696.98-



Mellon Bank N.A

KNI F999001
KNIGHT FOUNDATION
TRANSITION ACCOUNT

TRANSACTION REPORT
FOR THE PERIOD 01 JANUARY 2001 THROUGH 31 DECEMBER 2001

RUN DATE 19-FEB-02
PAGE 110
H25701

TRAN CODE	EFFECTIVE/ CONTRACTUAL/ SETTLEMENT DATE	SECURITY DESCRIPTION (LOCAL CURR/SETTLE CURR)	SHARES PAR VALUE	TRADE DATE BASE AMOUNT	INVESTMENT BASE COST	REALIZED GAIN/LOSS IN BASE CURRENCY
S	31-AUG-01 06-SEP-01	WASHINGTON REAL ESTATE INVT TR SH BEN INT	600 000-	14,616 00	14,640.00-	24.00-
S	31-AUG-01 06-SEP-01	WASTE CONNECTIONS INC COM	500 000-	16,140 00	16,160.00-	20 00-
S	31-AUG-01 06-SEP-01	WEBEX COMMS INC COM	600 000-	10,362 00	10,386.00-	24 00-
S	31-AUG-01 06-SEP-01	WEBMETHODS INC COM	1,300 000-	15,639 00	15,691.00-	52 00-
S	31-AUG-01 06-SEP-01	WEBSense INC COM	5,299 000-	94,583 99	99,515.22-	4,931.23-
S	31-AUG-01 06-SEP-01	WEBSense INC COM	1,201 000-	21,485 89	22,554 78-	1,068.89-
S	31-AUG-01 06-SEP-01	WESTAMERICA BANCORPORATION COM	200 000-	7,816 00	7,824 00-	8 00-
S	31-AUG-01 06-SEP-01	WESTERN DIGITAL CORP DEL COM	4,200 000-	13,356 00	13,524 00-	168.00-
S	31-AUG-01 06-SEP-01	WESTERN GAS RES INC	1,100 000-	33,825 00	33,869 00-	44 00-
S	31-AUG-01 06-SEP-01	WESTPORT RESOURCES CORP COM	3,000 000-	54,750 00	54,870 00-	120.00-
S	31-AUG-01 06-SEP-01	WET SEAL INC CL A COM	600 000-	11,994 00	12,018 00-	24.00-

KNI F999001
KNIGHT FOUNDATION
TRANSITION ACCOUNT

TRANSACTION REPORT
FOR THE PERIOD 01 JANUARY 2001 THROUGH 31 DECEMBER 2001

RUN DATE: 19-FEB-02
PAGE: 111
H25701

TRAN CODE	EFFECTIVE/ CONTRACTUAL/ SETTLEMENT DATE	SECURITY DESCRIPTION (LOCAL CURR/SETTLE CURR)	SHARES PAR VALUE	TRADE DATE BASE AMOUNT	INVESTMENT BASE COST	REALIZED GAIN/LOSS IN BASE CURRENCY
S	31-AUG-01 06-SEP-01	WILEY JOHN & SONS INC CL A	1,500 000-	30,225 00	30,285 00-	60.00-
S	31-AUG-01 06-SEP-01	WIRELESS FACS INC COM	1,400 000-	11,619 86	11,675 86-	56.00-
S	31-AUG-01 06-SEP-01	WOODWARD GOVERNOR CO	300 000-	21,585 00	21,597 00-	12.00-
S	31-AUG-01 06-SEP-01	YANKEE CANDLE INC COM	900 000-	17,118 00	17,154 00-	36 00-
S	31-AUG-01 06-SEP-01	XICOR INC	1,100.000-	11,682 00	11,726 00-	44.00-
S	31-AUG-01 06-SEP-01	YORK INTL CORP NEW COM	2,800 000-	106,284.45	105,392.00-	892 45
S	31-AUG-01 06-SEP-01	YOUNG BROADCASTING INC CL A	800 000-	18,200 00	18,232 00-	32 00-
S	31-AUG-01 06-SEP-01	ZEBRA TECHNOLOGIES CORP CL A COM	500 000-	23,410 00	23,430 00-	20.00-



Mellon TrustSM

Mellon Bank, N.A

KMI F999001
KNIGHT FOUNDATION
TRANSITION ACCOUNT

TRANSACTION REPORT
FOR THE PERIOD 01 JANUARY 2001 THROUGH 31 DECEMBER 2001

RUN DATE 19-FEB-02
PAGE 112
M25701

TRAN CODE	EFFECTIVE/ CONTRACTUAL/ SETTLEMENT DATE	SECURITY DESCRIPTION (LOCAL CURR/SETTLE CURR)	SHARES PAR VALUE	TRADE DATE BASE AMOUNT	INVESTMENT BASE COST	REALIZED GAIN/LOSS IN BASE CURRENCY
TOTAL EQUITY						
		- SETTLED CURRENT PERIOD				
	U S	DOLLAR		35,625,409.66	36,595,553.02-	970,143.36-
		TRADED - PENDING SETTLEMENT		0.00	0.00	0.00
	U S	DOLLAR				
		SETTLED - TRADED PRIOR PERIOD		0.00	0.00	
	U.S	DOLLAR				
TOTAL SALES						
		- SETTLED CURRENT PERIOD				
	U.S	DOLLAR		35,625,409.66	36,595,553.02-	970,143.36-
		TRADED - PENDING SETTLEMENT		0.00	0.00	0.00
	U S	DOLLAR				
		SETTLED - TRADED PRIOR PERIOD		0.00	0.00	
	U S	DOLLAR				

970,143.36-

KMI F999001
KNIGHT FOUNDATION
TRANSITION ACCOUNT

TRANSACTION REPORT
FOR THE PERIOD 01 JANUARY 2001 THROUGH 31 DECEMBER 2001

RUN DATE 19-FEB-02
PAGE 112
M25701

TRAN CODE	EFFECTIVE/ CONTRACTUAL/ SETTLEMENT DATE	SECURITY DESCRIPTION (LOCAL CURR/SETTLE CURR)	SHARES PAR VALUE	TRADE DATE BASE AMOUNT	INVESTMENT BASE COST	REALIZED GAIN/LOSS IN BASE CURRENCY
TOTAL ACTIVITY OF U.S. DOLLAR						
				1,046.32-	0.00	970,143.36-
GRAND TOTAL ACTIVITY (BASE VALUE)						
				1,046.32-	0.00	970,143.36-

FOREIGN EXCHANGE CONTRACT TRANSACTIONS
FOR THE PERIOD 01 JANUARY 2001 THROUGH 31 DECEMBER 2001

RUN DATE 19-FEB-02
PAGE 1
M25401

KMI F999001
KNIGHT FOUNDATION
TRANSITION ACCOUNT

TRAN CODE	UNITS	CONTRACT DESCRIPTION	TRADE DATE/ CONTRACT SETTLE DATE	ACTUAL PAY/REC SETTLE DATE	BASE COST	CURRENCY COST IN BASE	CURRENCY GAIN/LOSS	SETTLEMENT GAIN/LOSS
-----------	-------	----------------------	--	----------------------------------	-----------	--------------------------	-----------------------	-------------------------

* INDICATES PENDING SETTLEMENT

*** NO ACTIVITY FOR THIS PERIOD ***

INTEREST EARNED
FOR THE PERIOD 01 JANUARY 2001 THROUGH 31 DECEMBER 2001

RUN DATE 19-FEB-02
PAGE 1
M25201

KMI F999001
KNIGHT FOUNDATION
TRANSITION ACCOUNT

SECURITY DESCRIPTION	TRAN CODE	TRANSACTION DESCRIPTION	PAYMENT/ EFFECTIVE DATE	TRADE DATE BASE VALUE OF AMOUNT RECEIVED	SETTLE DATE BASE VALUE OF AMOUNT RECEIVED
----------------------	-----------	-------------------------	-------------------------------	--	---

* INDICATES PENDING SETTLEMENT

U.S. DOLLAR

USD (UNITED STATES DOLLAR)	CD	MONEY MARKET INTEREST	31-OCT-01	710 57	710.57
SETTLED INTEREST RECEIVED - U.S DOLLAR				710 57	710.57
PENDING INTEREST RECEIVED - U S DOLLAR				0 00	0.00
TOTAL NET INTEREST RECEIVED FOR PERIOD				710 57	710 57
LESS - INTEREST RECEIVABLE - BEGINNING OF PERIOD				0 00	
PLUS - INTEREST RECEIVABLE - END OF PERIOD				0 00	
INTEREST EARNED FOR PERIOD				710 57	



Mellon Bank, N.A

KNI F540435
JOHN S AND JAMES L KNIGHT FDN
CASH MANAGEMENT

TRANSACTION REPORT
FOR THE PERIOD 01 JANUARY 2001 THROUGH 31 DECEMBER 2001

RUN DATE: 19-FEB-02
PAGE: 101
M25701

TRAN CODE	EFFECTIVE/ CONTRACTUAL/ SETTLEMENT DATE	SECURITY DESCRIPTION (LOCAL CURR/SETTLE CURR)	SHARES PAR VALUE	TRADE DATE BASE AMOUNT	INVESTMENT BASE COST	REALIZED GAIN/LOSS IN BASE CURRENCY
S	28-SEP-01 28-SEP-01	BSDT-LATE MONEY DEPOSIT ACCT	159,945 610-	159,945 61	159,945 61-	
S	12-OCT-01 12-OCT-01	BSDT-LATE MONEY DEPOSIT ACCT	56,605 000-	56,605 00	56,605.00-	
S	24-OCT-01 24-OCT-01	BSDT-LATE MONEY DEPOSIT ACCT	1,646,705.000-	1,646,705.00	1,646,705 00-	
S	29-OCT-01 29-OCT-01	BSDT-LATE MONEY DEPOSIT ACCT	1,352,104 000-	1,352,104.00	1,352,104 00-	
S	01-NOV-01 01-NOV-01	BSDT-LATE MONEY DEPOSIT ACCT	225,745.000-	225,745 00	225,745.00-	
S	06-NOV-01 06-NOV-01	BSDT-LATE MONEY DEPOSIT ACCT	804.820-	804 82	804.82-	
S	08-NOV-01 08-NOV-01	BSDT-LATE MONEY DEPOSIT ACCT	275,738 000-	275,738 00	275,738.00-	
S	13-NOV-01 15-NOV-01	BSDT-LATE MONEY DEPOSIT ACCT	87,429 520-	87,429.52	87,429.52-	
S	16-NOV-01 16-NOV-01	BSDT-LATE MONEY DEPOSIT ACCT	16,094 000-	16,094 00	16,094 00-	
S	04-DEC-01 04-DEC-01	BSDT-LATE MONEY DEPOSIT ACCT	72,404 000-	72,404.00	72,404.00-	
S	07-DEC-01 07-DEC-01	BSDT-LATE MONEY DEPOSIT ACCT	86,342.040-	86,342 04	86,342 04-	

KNI F540435
JOHN S AND JAMES L KNIGHT FDN
CASH MANAGEMENT

TRANSACTION REPORT
FOR THE PERIOD 01 JANUARY 2001 THROUGH 31 DECEMBER 2001

RUN DATE: 19-FEB-02
PAGE: 104
M25701

TRAN CODE	EFFECTIVE/ CONTRACTUAL/ SETTLEMENT DATE	SECURITY DESCRIPTION (LOCAL CURR/SETTLE CURR)	SHARES PAR VALUE	TRADE DATE BASE AMOUNT	INVESTMENT BASE COST	REALIZED GAIN/LOSS IN BASE CURRENCY
S	10-DEC-01 10-DEC-01	BSDT-LATE MONEY DEPOSIT ACCT	155.470-	155 47	155.47-	
S	24-DEC-01 24-DEC-01	BSDT-LATE MONEY DEPOSIT ACCT	72,419.170-	72,419.17	72,419.17-	
S	28-DEC-01 28-DEC-01	BSDT-LATE MONEY DEPOSIT ACCT	78,624.000-	78,624.00	78,624.00-	
TOTAL CASH & CASH EQUIVALENTS						
TRADED - SETTLED CURRENT PERIOD U.S. DOLLAR				422,940,421.05	422,940,421.05-	0.00
TRADED - PENDING SETTLEMENT U.S. DOLLAR				0.00	0.00	0.00
SETTLED - TRADED PRIOR PERIOD U.S. DOLLAR				0.00	0.00	0.00



Mellon Bank N.A

KNI F540435
JOHN S AND JAMES L KNIGHT FDN
CASH MANAGEMENT

TRANSACTION REPORT
FOR THE PERIOD 01 JANUARY 2001 THROUGH 31 DECEMBER 2001

RUN DATE 19-FEB-02
PAGE 105
M25701

TRAN CODE	EFFECTIVE/ CONTRACTUAL/ SETTLEMENT DATE	SECURITY DESCRIPTION (LOCAL CURR/SETTLE CURR)	SHARES PAR VALUE	TRADE DATE BASE AMOUNT	INVESTMENT BASE COST	REALIZED GAIN/LOSS IN BASE CURRENCY
TOTAL SALES						
TRADED	-	SETTLED CURRENT PERIOD				
U S	DOLLAR			422,940,421.05	422,940,421.05~	0.00
TRADED	-	PENDING SETTLEMENT				
U.S	DOLLAR			0.00	0.00	0.00
SETTLED	-	TRADED PRIOR PERIOD				
U S.	DOLLAR			0.00	0.00	

KNI F540435
JOHN S AND JAMES L KNIGHT FDN
CASH MANAGEMENT

TRANSACTION REPORT
FOR THE PERIOD 01 JANUARY 2001 THROUGH 31 DECEMBER 2001

RUN DATE 19-FEB-02
PAGE 106
M25701

TRAN CODE	EFFECTIVE/ CONTRACTUAL/ SETTLEMENT DATE	SECURITY DESCRIPTION (LOCAL CURR/SETTLE CURR)	SHARES PAR VALUE	TRADE DATE BASE AMOUNT	INVESTMENT BASE COST	REALIZED GAIN/LOSS IN BASE CURRENCY
CORPORATE ACTIONS						
<u>U.S. DOLLAR</u>						
CD	09-JAN-01	NASDAQ MARKET-MAKERS ANTITRUST LITIGATION SETTLEMENT		12,292.28	0.00	12,292.20
CD	16-JAN-01	NASDAQ MARKET-MAKERS ANTITRUST LITIGATION SETTLEMENT		12,987.37	0.00	12,987.37
CD	02-FEB-01	RECEIVED AS A RESULT OF THE NASDAQ LITIGATION FOR A/C		26.39	0.00	26.39
CD	02-FEB-01	RECEIVED AS A RESULT OF THE NASDAQ LITIGATION FOR A/C		1,124.75	0.00	1,124.75
CD	02-FEB-01	RECEIVED AS A RESULT OF THE NASDAQ LITIGATION FOR A/C		11,544.33	0.00	11,544.33
CD	02-FEB-01	RECEIVED AS A RESULT OF THE NASDAQ LITIGATION FOR A/C		55,404.95	0.00	55,404.95
CD	02-FEB-01	RECEIVED AS A RESULT OF THE NASDAQ LITIGATION FOR A/C		13,197.16	0.00	13,197.16
CD	02-FEB-01	RECEIVED AS A RESULT OF THE NASDAQ LITIGATION FOR A/C		1,937.80	0.00	1,937.80



Mellon Bank, N.A

KNI F540435
JOHN S AND JAMES L KNIGHT FDM
CASH MANAGEMENT

TRANSACTION REPORT
FOR THE PERIOD 01 JANUARY 2001 THROUGH 31 DECEMBER 2001

RUN DATE 19-FEB-0
PAGE 10
M25701

TRAN CODE	EFFECTIVE/ CONTRACTUAL/ SETTLEMENT DATE	SECURITY DESCRIPTION (LOCAL CURR/SETTLE CURR)	SHARES PAR VALUE	TRADE DATE BASE AMOUNT	INVESTMENT BASE COST	REALIZED GAIN/LOSS IN BASE CURRENCY
CD	05-NOV-01	ABBOTT LABS COM RCVD CLASS ACTION PROCEEDS FOR THE ABBOTT LABS SEC LITIGATION		804 82	0.00	804.82
CD	05-FEB-01	PACIFIC SCIENTIFIC CO RECEIVED PROCEEDS FOR PACIFIC SCIENTIFIC CLASS ACT		643 06	0 00	643.06
CD	07-DEC-01	PHILIP MORRIS COS INC COM PHILIP MORRIS CLASS ACTION SEC LIT PROCEEDS RECVD FOR CL AC		158 64	0.00	158 64
CD	27-NOV-01	SYBASE INC COM SYBASE CLASS ACTION FOR ACCOUNT KNIF5404512		1,140 83	0 00	1,140 83
CD	15-FEB-01	TCSI CORP RECEIVED CLASS ACTION PROCEEDS FOR TCSI SECURITIES LITIGATION		29,233 96	0.00	29,233 96
CD	04-APR-01	VALENCE TECHNOLOGY INC VALENCE TECHNOLOGY PROCEEDS FOR CLOSED KNIGHT FDM ACCOUNT		35,438 98	0.00	35,438 98
CD	27-FEB-01	WESTINGHOUSE ELEC CORP COM PROCEEDS RECVD FROM SETTLEMENT FUND OF WESTINGHOUSE CLASS ACT		622 87	0.00	622 87

KNI F540435
JOHN S AND JAMES L KNIGHT FDM
CASH MANAGEMENT

TRANSACTION REPORT
FOR THE PERIOD 01 JANUARY 2001 THROUGH 31 DECEMBER 2001

RUN DATE 19-FEB-0
PAGE 10
M25701

TRAN CODE	EFFECTIVE/ CONTRACTUAL/ SETTLEMENT DATE	SECURITY DESCRIPTION (LOCAL CURR/SETTLE CURR)	SHARES PAR VALUE	TRADE DATE BASE AMOUNT	INVESTMENT BASE COST	REALIZED GAIN/LOSS IN BASE CURRENCY
TOTAL CORPORATE ACTIONS U S DOLLAR				176,558 19	0 00	176,558 19
TOTAL ACTIVITY OF U.S. DOLLAR				122,734.23	23,123,201.46	176,558 19
GRAND TOTAL ACTIVITY (BASE VALUE)				122,734.23	23,123,201 46	176,558.19

CLASS ACTION FEES < 26 - >
176,532.19



Mellon Bank, N.A

KNI F540450
JOHN S AND JAMES L KNIGHT FD
OAK ASSOCIATES

TRANSACTION REPORT
FOR THE PERIOD 01 JANUARY 2001 THROUGH 31 DECEMBER 2001

RUN DATE 19-FEB-02
PAGE 7
M25701

TRAN CODE	EFFECTIVE/ CONTRACTUAL/ SETTLEMENT DATE	SECURITY DESCRIPTION (LOCAL CURR/SETTLE CURR)	SHARES PAR VALUE	TRADE DATE BASE AMOUNT	INVESTMENT BASE COST	REALIZED GAIN/LOSS IN BASE CURRENCY
SALES						
CASH & CASH EQUIVALENTS						
<u>U.S. DOLLAR</u>						
S	05-OCT-01 05-OCT-01	KNIGHT FOUNDATION PROPRIETARY VAR RT 12/31/2099DD 08/23/94	668,862 510-	668,862 51	668,862.51-	
S	05-FEB-01 05-FEB-01	BSDT-LATE MONEY DEPOSIT ACCT	7,584.620-	7,584 62	7,584.62-	
S	02-APR-01 02-APR-01	BSDT-LATE MONEY DEPOSIT ACCT	1,447.500-	1,447.50	1,447.50-	
TOTAL						
CASH & CASH EQUIVALENTS						
TRADED - SETTLED CURRENT PERIOD						
<u>U.S. DOLLAR</u>						
				677,894.63	677,894 63-	0.00
TRADED - PENDING SETTLEMENT						
<u>U.S. DOLLAR</u>						
				0.00	0 00	0.00
SETTLED - TRADED PRIOR PERIOD						
<u>U.S. DOLLAR</u>						
				0 00	0.00	
EQUITY						

KNI F540450
JOHN S AND JAMES L KNIGHT FD
OAK ASSOCIATES

TRANSACTION REPORT
FOR THE PERIOD 01 JANUARY 2001 THROUGH 31 DECEMBER 2001

RUN DATE: 19-FEB-02
PAGE 8
M25701

TRAN CODE	EFFECTIVE/ CONTRACTUAL/ SETTLEMENT DATE	SECURITY DESCRIPTION (LOCAL CURR/SETTLE CURR)	SHARES PAR VALUE	TRADE DATE BASE AMOUNT	INVESTMENT BASE COST	REALIZED GAIN/LOSS IN BASE CURRENCY
<u>U.S. DOLLAR</u>						
S	01-FEB-01 06-FEB-01	INTEL CORP CALIF COM	95,400.000-	3,565,456.14	379,617.21-	3,185,638.93
S	21-FEB-01 21-FEB-01 22-FEB-01	MCDATA CORP CL A	.260-	9.86	4.67-	5.19
S	28-SEP-01 03-OCT-01	MCDATA CORP CL A	3,305.000-	28,752.54	59,423.34-	30,670.80-
S	01-FEB-01 06-FEB-01	MICROSOFT CORP COM	41,300.000-	2,561,483.39	3,186,492.08-	624,808.69-
S	28-SEP-01 03-OCT-01	NORTEL NETWORKS CORP NEW COM	77,200.000-	433,718.17	156,603.41-	277,114.76
TOTAL						
EQUITY						
TRADED - SETTLED CURRENT PERIOD						
<u>U.S. DOLLAR</u>						
				6,589,620.10	3,782,340 71-	2,807,279.39
TRADED - PENDING SETTLEMENT						
<u>U.S. DOLLAR</u>						
				0.00	0 00	0.00
SETTLED - TRADED PRIOR PERIOD						
<u>U.S. DOLLAR</u>						
				0.00	0.00	



Mellon Trust

Mellon Bank, N.A

KNI F540450
JOHN S AND JAMES L KNIGHT FD
OAK ASSOCIATES

TRANSACTION REPORT FOR THE PERIOD 01 JANUARY 2001 THROUGH 31 DECEMBER 2001

RUN DATE 19-FEB-02
PAGE 9
M2570I

TRAN CODE	EFFECTIVE/ CONTRACTUAL/ SETTLEMENT DATE	SECURITY DESCRIPTION (LOCAL CURR/SETTLE CURR)	SHARES PAR VALUE	TRADE DATE BASE AMOUNT	INVESTMENT BASE COST	REALIZED GAIN/LOSS IN BASE CURRENCY
TOTAL SALES						
TRADED	-	SETTLED CURRENT PERIOD				
U S	DOLLAR			7,267,514 73	4,460,235 34-	2,807,279 39
TRADED	-	PENDING SETTLEMENT				
U S	DOLLAR			0 00	0 00	0.00
SETTLED	-	TRADED PRIOR PERIOD				
U S	DOLLAR			0 00	0 00	

KNI F540450
JOHN S AND JAMES L KNIGHT FD
OAK ASSOCIATES

TRANSACTION REPORT FOR THE PERIOD 01 JANUARY 2001 THROUGH 31 DECEMBER 2001

RUN DATE 19-FEB-02
PAGE 10
M2570I

TRAN CODE	EFFECTIVE/ CONTRACTUAL/ SETTLEMENT DATE	SECURITY DESCRIPTION (LOCAL CURR/SETTLE CURR)	SHARES PAR VALUE	TRADE DATE BASE AMOUNT	INVESTMENT BASE COST	REALIZED GAIN/LOSS IN BASE CURRENCY
CORPORATE ACTIONS						
<u>U.S. DOLLAR</u>						
CD	02-FEB-01	RECEIVED AS A RESULT OF THE NASDAQ LITIGATION FOR A/C		7,584.62	0.00	7,584.62
MBV	08-FEB-01	ENC CORP MASS NON TAXABLE DIST COS TO MCDATA CORP CL A		0 00	59,428 01-	
SNT	08-FEB-01	3,305,260 MCDATA CORP CL A NON TAXABLE DISTRIBU FROM ENC CORP MASS		0 00	59,428.01	
CD	17-OCT-01	PHILIP MORRIS COS INC COM PHILLIP MORRIS CL ACT PRCD FOR ACCOUNT 540450		5,292 34	0 00	5,292 34



Mellon Trust

Mellon Bank N.A

KNI F540450
JOHN S AND JAMES L KNIGHT FD
OAK ASSOCIATES

TRANSACTION REPORT
FOR THE PERIOD 01 JANUARY 2001 THROUGH 31 DECEMBER 2001

RUN DATE 19-FEB-0
PAGE 1
M25701

TRAN CODE	EFFECTIVE/ CONTRACTUAL/ SETTLEMENT DATE	SECURITY DESCRIPTION (LOCAL CURR/SETTLE CURR)	SHARES PAR VALUE	TRADE DATE BASE AMOUNT	INVESTMENT BASE COST	REALIZED GAIN/LOSS IN BASE CURRENCY
TOTAL CORPORATE ACTIONS U S DOLLAR				12,876 96	0 00	CT (12,876 96)
TOTAL ACTIVITY OF U.S. DOLLAR				186,563 14-	3,006,613.64	2,820,156.35
GRAND TOTAL ACTIVITY (BASE VALUE)				186,563 14-	3,006,613.64	2,820,156.35

CLASS ACTION
PROCEEDS FEES < 106 - >
2,820,050.35

KNI F540450
JOHN S AND JAMES L KNIGHT FD
OAK ASSOCIATES

FOREIGN EXCHANGE CONTRACT TRANSACTIONS
FOR THE PERIOD 01 JANUARY 2001 THROUGH 31 DECEMBER 2001

RUN DATE 19-FEB-0
PAGE:
M25401

TRAN CODE	UNITS	CONTRACT DESCRIPTION	TRADE DATE/ CONTRACT SETTLE DATE	ACTUAL PAY/REC SETTLE DATE	BASE COST	CURRENCY COST IN BASE	CURRENCY GAIN/LOSS	SETTLEMEN GAIN/LOSS
-----------	-------	----------------------	--	----------------------------------	-----------	--------------------------	-----------------------	------------------------

* INDICATES PENDING SETTLEMENT

*** NO ACTIVITY FOR THIS PERIOD ***



Mellon Trust

Mellon Bank, N.A

KNI F540453
JOHN S AND JAMES L KNIGHT FD
NICHOLAS-APPLEGATE-MINI-CAP GR

TRANSACTION REPORT
FOR THE PERIOD 01 JANUARY 2001 THROUGH 31 DECEMBER 2001

RUN DATE: 19-FEB-02
PAGE 64
M25701

TRAN CODE	EFFECTIVE/ CONTRACTUAL/ SETTLEMENT DATE	SECURITY DESCRIPTION (LOCAL CURR/SETTLE CURR)	SHARES PAR VALUE	TRADE DATE BASE AMOUNT	INVESTMENT BASE COST	REALIZED GAIN/LOSS IN BASE CURRENCY
TOTAL						
CASH & CASH EQUIVALENTS						
TRADED - SETTLED CURRENT PERIOD						
		U.S. DOLLAR		8,922,001.11	8,922,001.11-	0.00
TRADED - PENDING SETTLEMENT						
		U.S. DOLLAR		0.00	0.00	0.00
SETTLED - TRADED PRIOR PERIOD						
		U.S. DOLLAR		0.00	0.00	
EQUITY						
U.S. DOLLAR						
S	03-JAN-01 08-JAN-01	ACT MFG INC COM	4,000 000-	48,205.99	84,963.75-	36,737.76-
S	04-JAN-01 09-JAN-01	ACT MFG INC COM	1,000 000-	14,902.60	21,187.50-	6,284.90-
S	28-AUG-01 28-AUG-01	AFC ENTERPRISES INC COM	6,200 000-	143,840.00	106,992.00-	36,848.00
S	24-MAY-01 30-MAY-01	AXT INC COM	300.000-	11,124.38	8,025.00-	3,099.38
S	24-MAY-01 30-MAY-01	AXT INC COM	800.000-	28,216.66	20,503.25-	7,713.41
S	29-MAY-01 01-JUN-01	AXT INC COM	900.000-	27,340.01	22,734.45-	4,605.56

KNI F540453
JOHN S AND JAMES L KNIGHT FD
NICHOLAS-APPLEGATE-MINI-CAP GR

TRANSACTION REPORT
FOR THE PERIOD 01 JANUARY 2001 THROUGH 31 DECEMBER 2001

RUN DATE: 19-FEB-02
PAGE 65
M25701

TRAN CODE	EFFECTIVE/ CONTRACTUAL/ SETTLEMENT DATE	SECURITY DESCRIPTION (LOCAL CURR/SETTLE CURR)	SHARES PAR VALUE	TRADE DATE BASE AMOUNT	INVESTMENT BASE COST	REALIZED GAIN/LOSS IN BASE CURRENCY
S	15-AUG-01 20-AUG-01	AXT INC COM	1,500.000-	26,740.80	39,596.55-	12,855.75-
S	16-AUG-01 21-AUG-01	AXT INC COM	900 000-	16,873.53	23,303.05-	6,429.52-
S	28-AUG-01 28-AUG-01	AXT INC COM	2,900 000-	50,170.00	71,785.35-	21,615.35-
S	22-JUN-01 27-JUN-01	ABERCROMBIE & FITCH CO CL A	900.000-	38,791.76	29,797.02-	8,994.74
S	30-JUL-01 02-AUG-01	ABERCROMBIE & FITCH CO CL A	2,300.000-	86,662.02	75,423.14-	11,238.88
S	09-FEB-01 14-FEB-01	ACTERNA CORP COM	1,100.000-	10,221.33	20,075.00-	1,853.67-
S	09-FEB-01 14-FEB-01	ACTERNA CORP COM	400.000-	6,748.53	5,788.96-	959.57
S	09-FEB-01 14-FEB-01	ACTERNA CORP COM	200 000-	3,362.39	2,894.40-	467.91
S	12-FEB-01 15-FEB-01	ACTERNA CORP COM	1,300 000-	20,465.35	18,814.12-	1,651.23
S	21-FEB-01 26-FEB-01	ACTERNA CORP COM	800.000-	6,799.77	11,577.92-	4,778.15-
S	22-FEB-01 27-FEB-01	ACTERNA CORP COM	300.000-	2,474.92	4,341.72-	1,866.80-



Mellon Bank, N A

KNI F540453
JOHN S AND JAMES L KNIGHT FD
NICHOLAS-APPLEGATE-MINI-CAP GR

TRANSACTION REPORT
FOR THE PERIOD 01 JANUARY 2001 THROUGH 31 DECEMBER 2001

RUN DATE 19-FEB-02
PAGE 66
M25701

TRAN CODE	EFFECTIVE/ CONTRACTUAL/ SETTLEMENT DATE	SECURITY DESCRIPTION (LOCAL CURR/SETTLE CURR)	SHARES PAR VALUE	TRADE DATE BASE AMOUNT	INVESTMENT BASE COST	REALIZED GAIN/LOSS IN BASE CURRENCY
S	22-FEB-01 27-FEB-01	ACTERNA CORP COM	1,500 000-	12,536 03	21,708.60-	9,174 57-
S	22-FEB-01 27-FEB-01	ACTERNA CORP COM	1,700 000-	14,338 00	24,603.08-	10,265.00-
S	23-FEB-01 28-FEB-01	ACTERNA CORP COM	2,900 000-	22,836 74	41,969 96-	19,133.22-
S	09-AUG-01 14-AUG-01	ACTRADE FINL TECHNOLOGIES LTD COM	1,500 000-	31,056 31	39,530 45-	8,474.14-
S	28-AUG-01 28-AUG-01	ACTRADE FINL TECHNOLOGIES LTD COM	4,300.000-	109,650 00	100,693.20-	8,956.80
S	05-JAN-01 08-JAN-01	AEROFLEX INC	4,300.000-	92,876 04	79,660.71-	13,215.33
S	09-FEB-01 14-FEB-01	AEROFLEX INC	900 000-	24,660.98	27,450.00-	2,789 02-
S	12-FEB-01 15-FEB-01	AEROFLEX INC	1,100 000-	28,550 32	18,130 08-	10,420.24
S	16-FEB-01 22-FEB-01	AEROFLEX INC	2,300 000-	59,705 09	30,743.55-	28,961.54
S	16-FEB-01 22-FEB-01	AEROFLEX INC	700 000-	18,091 81	9,356.73-	8,735.08
S	03-JUL-01 09-JUL-01	AEROFLEX INC	1,000 000-	10,079 66	13,366 76-	3,287.10-

KNI F540453
JOHN S AND JAMES L KNIGHT FD
NICHOLAS-APPLEGATE-MINI-CAP GR

TRANSACTION REPORT
FOR THE PERIOD 01 JANUARY 2001 THROUGH 31 DECEMBER 2001

RUN DATE 19-FEB-02
PAGE 67
M25701

TRAN CODE	EFFECTIVE/ CONTRACTUAL/ SETTLEMENT DATE	SECURITY DESCRIPTION (LOCAL CURR/SETTLE CURR)	SHARES PAR VALUE	TRADE DATE BASE AMOUNT	INVESTMENT BASE COST	REALIZED GAIN/LOSS IN BASE CURRENCY
S	05-JUL-01 10-JUL-01	AEROFLEX INC	4,100.000-	41,045 78	54,803.72-	13,757.94-
S	23-MAY-01 29-MAY-01	AIRGATE PCS INC COM	2,300.000-	111,091.27	92,266 25-	19,825.02
S	28-AUG-01 28-AUG-01	AIRGATE PCS INC COM	2,500.000-	146,525.00	95,917.25-	50,607.75
S	14-MAY-01 17-MAY-01	ALBANY MOLECULAR RESH INC COM	1,100 000-	31,331 03	57,011.54-	25,680.51-
S	16-MAY-01 21-MAY-01	ALBANY MOLECULAR RESH INC COM	800.000-	23,998 88	41,227.36-	17,228.48-
S	17-MAY-01 22-MAY-01	ALBANY MOLECULAR RESH INC COM	300 000-	9,216.02	15,460.26-	6,244.24-
S	20-JUL-01 25-JUL-01	ALLIANCE GAMING CORP COM NEW	2,300.000-	76,981.42	82,963.47-	5,982.05-
S	23-JUL-01 26-JUL-01	ALLIANCE GAMING CORP COM NEW	600.000-	19,949.33	20,310.00-	360.67-
S	01-AUG-01 06-AUG-01	ALLIANT TECHSYSTEMS INC COM	500.000-	47,718 40	44,764.98-	2,953.42
S	02-AUG-01 07-AUG-01	ALLIANT TECHSYSTEMS INC COM	400 000-	37,382.47	35,460.76-	1,921.71
S	03-AUG-01 08-AUG-01	ALLIANT TECHSYSTEMS INC COM	100 000-	9,180.69	8,792.63-	388.06



Mellon TrustSM

Mellon Bank, N.A

KNI F540453
JOHN S AND JAMES L KNIGHT FD
NICHOLAS-APPELATE-MINI-CAP GR

TRANSACTION REPORT
FOR THE PERIOD 01 JANUARY 2001 THROUGH 31 DECEMBER 2001

RUN DATE 19-FEB-01
PAGE 6
M25701

TRAN CODE	EFFECTIVE/ CONTRACTUAL/ SETTLEMENT DATE	SECURITY DESCRIPTION (LOCAL CURR/SETTLE CURR)	SHARES PAR VALUE	TRADE DATE BASE AMOUNT	INVESTMENT BASE COST	REALIZED GAIN/LOSS IN BASE CURRENCY
S	01-AUG-01 06-AUG-01	ALPHA INDS INC	1,000.000-	40,448.65	31,672.30-	8,776.35
S	28-AUG-01 28-AUG-01	ALPHA INDS INC	2,800.000-	94,976.00	88,895.98-	6,080.02
S	11-JAN-01 17-JAN-01	AMERICAN EAGLE OUTFITTERS NEW	2,500.000-	118,433.55	89,864.90-	28,568.65
S	19-JAN-01 24-JAN-01	AMERICAN EAGLE OUTFITTERS NEW	3,600.000-	137,620.41	95,479.80-	42,140.61
S	08-FEB-01 13-FEB-01	AMERICAN EAGLE OUTFITTERS NEW	1,600.000-	67,317.25	65,126.60-	22,190.65
S	22-JUN-01 27-JUN-01	AMERICAN EAGLE OUTFITTERS NEW	2,200.000-	84,214.95	46,679.01-	37,535.94
S	30-JUL-01 02-AUG-01	AMERICAN EAGLE OUTFITTERS NEW	1,900.000-	67,013.61	40,313.70-	26,699.91
S	01-AUG-01 06-AUG-01	AMERICAN EAGLE OUTFITTERS NEW	1,900.000-	67,036.60	40,313.69-	26,722.91
S	29-AUG-01 29-AUG-01	AMERICAN MED SYS HLDGS INC COM	7,600.000-	162,408.00	136,032.35-	26,455.65
S	23-JAN-01 26-JAN-01	AMERICAN SUPERCONDUCTOR CORP	4,900.000-	120,174.37	244,500.00-	124,325.63-
S	11-MAY-01 16-MAY-01	AMERICREDIT CORP COM	2,000.000-	89,277.02	61,644.06-	27,632.96

KNI F540453
JOHN S AND JAMES L KNIGHT FD
NICHOLAS-APPELATE-MINI-CAP GR

TRANSACTION REPORT
FOR THE PERIOD 01 JANUARY 2001 THROUGH 31 DECEMBER 2001

RUN DATE: 19-FEB-01
PAGE 6
M25701

TRAN CODE	EFFECTIVE/ CONTRACTUAL/ SETTLEMENT DATE	SECURITY DESCRIPTION (LOCAL CURR/SETTLE CURR)	SHARES PAR VALUE	TRADE DATE BASE AMOUNT	INVESTMENT BASE COST	REALIZED GAIN/LOSS IN BASE CURRENCY
S	12-JUN-01 15-JUN-01	AMERICREDIT CORP COM	1,000.000-	46,093.69	28,626.20-	19,467.49
S	12-JUN-01 15-JUN-01	AMERICREDIT CORP COM	1,000.000-	47,024.83	28,626.20-	18,398.63
S	09-JUL-01 12-JUL-01	AMERICREDIT CORP COM	1,300.000-	70,276.04	37,214.06-	33,061.98
S	16-AUG-01 21-AUG-01	AMERICREDIT CORP COM	1,300.000-	74,329.04	36,421.76-	37,907.28
S	30-AUG-01 30-AUG-01	AMERISOURCEBERGEN CORP COM	3,800.000-	247,000.00	189,367.25-	57,632.75
S	28-AUG-01 28-AUG-01	AMETEX INC	3,800.000-	119,890.88	114,698.52-	5,191.48
S	12-FEB-01 15-FEB-01	AMPHENOL CORP NEW CL A	3,400.000-	135,101.29	136,381.00-	1,199.71-
S	24-JAN-01 29-JAN-01	ANAREN MICROWAVE INC	900.000-	44,626.90	57,000.00-	12,375.10-
S	07-FEB-01 12-FEB-01	ANAREN MICROWAVE INC	2,200.000-	93,185.15	132,625.00-	39,439.85-
S	11-JUN-01 14-JUN-01	ANAREN MICROWAVE INC	6,700.000-	96,257.03	148,346.67-	52,089.64-
S	02-AUG-01 07-AUG-01	APOLLO GRP INC UNIV PHOENIX ONLINE.COM	1,100.000-	38,773.70	38,885.83-	112.13-



Mellon Bank, N A

KMI F540453
JOHN S AND JAMES L KNIGHT FD
NICHOLAS-APPELATE-MINI-CAP GR

TRANSACTION REPORT
FOR THE PERIOD 01 JANUARY 2001 THROUGH 31 DECEMBER 2001

RUN DATE 19-FEB-02
PAGE 70
M25701

TRAN CODE	EFFECTIVE/ CONTRACTUAL/ SETTLEMENT DATE	SECURITY DESCRIPTION (LOCAL CURR/SETTLE CURR)	SHARES PAR VALUE	TRADE DATE BASE AMOUNT	INVESTMENT BASE COST	REALIZED GAIN/LOSS IN BASE CURRENCY
S	28-AUG-01 28-AUG-01	APOLLO GRP INC UNIV PHOENIX ONLINE COM	2,850 000-	101,317 50	88,784 67-	12,532.83
S	28-AUG-01 28-AUG-01	APPLEBEES INTL INC COM	4,650 000-	141,081 00	123,134 00-	17,947 00
S	16-JUL-01 19-JUL-01	APRIA HEALTHCARE GROUP INC COM	300 000-	7,736 74	8,868 08-	1,131.26-
S	17-JUL-01 20-JUL-01	APRIA HEALTHCARE GROUP INC COM	9,400.000-	208,475 63	187,565.15-	20,910.48
S	04-APR-01 09-APR-01	APPLIED FILMS CORP COM	2,000 000-	16,332 86	63,807 60-	47,474.74-
S	05-APR-01 10-APR-01	APPLIED FILMS CORP COM	7,400.000-	67,034 37	210,636 28-	143,601.91-
S	09-JAN-01 12-JAN-01	ATLANTIC COAST AIRLS HLDGS INC COM	2,400 000-	97,946 73	76,687.50-	21,259.23
S	01-MAR-01 06-MAR-01	ATLANTIC COAST AIRLS HLDGS INC COM	7,000 000-	127,308 26	88,593.75-	38,714.51
S	28-AUG-01 28-AUG-01	ATLANTIC COAST AIRLS HLDGS INC COM	8,800 000-	219,648 00	111,375.00-	108,273.00
S	08-MAR-01 13-MAR-01	AVIRON COM	1,000 000-	34,859 24	64,581 25-	29,722.01-
S	19-JUL-01 24-JUL-01	AVIRON COM	2,500 000-	93,693 87	155,468 75-	61,774.86-

KMI F540453
JOHN S AND JAMES L KNIGHT FD
NICHOLAS-APPELATE-MINI-CAP GR

TRANSACTION REPORT
FOR THE PERIOD 01 JANUARY 2001 THROUGH 31 DECEMBER 2001

RUN DATE: 19-FEB-02
PAGE: 71
M25701

TRAN CODE	EFFECTIVE/ CONTRACTUAL/ SETTLEMENT DATE	SECURITY DESCRIPTION (LOCAL CURR/SETTLE CURR)	SHARES PAR VALUE	TRADE DATE BASE AMOUNT	INVESTMENT BASE COST	REALIZED GAIN/LOSS IN BASE CURRENCY
S	28-AUG-01 28-AUG-01	AVNET INC COM	9,839 000-	233,206.20	269,840.85-	36,634.65-
S	20-FEB-01 23-FEB-01	AVOCENT CORP COM	4,000.000-	100,294 64	137,283 44-	36,988.78-
S	28-AUG-01 28-AUG-01	BARRA INC	4,200.000-	212,898 00	209,950.10-	2,947.90
S	28-AUG-01 28-AUG-01	BE AEROSPACE INC	8,800.000-	154,800 00	166,634 75-	12,834.75-
S	28-AUG-01 28-AUG-01	BORG WARNER INC COM	2,800 000-	141,148.00	149,331 56-	8,183.56-
S	28-AUG-01 28-AUG-01	C COR ELECTRS INC	8,700.000-	82,824.00	108,912.48-	26,088.48-
S	06-AUG-01 09-AUG-01	CABOT MICROELECTRONICS CORP COM	500.000-	38,033.73	28,079.65-	9,954.08
S	28-AUG-01 28-AUG-01	CABOT MICROELECTRONICS CORP COM	1,400.000-	111,076 00	79,885.09-	31,192.91
S	15-MAR-01 20-MAR-01	CALLAWAY GOLF CO COM	1,400.000-	33,804 53	28,170 00-	5,634.53
S	16-MAR-01 21-MAR-01	CALLAWAY GOLF CO COM	1,680.000-	36,685 65	29,680 00-	7,005.65
S	06-JUN-01 11-JUN-01	CALLAWAY GOLF CO COM	7,100.000-	154,064 85	131,311.25-	22,753.60



Mellon Bank, N.A

KMI F540453
JOHN S AND JAMES L KNIGHT FD
NICHOLAS-APPLGATE-MINI-CAP GR

TRANSACTION REPORT
FOR THE PERIOD 01 JANUARY 2001 THROUGH 31 DECEMBER 2001

RUN DATE: 19-FEB-02
PAGE: 7
H25701

TRAN CODE	EFFECTIVE/ CONTRACTUAL/ SETTLEMENT DATE	SECURITY DESCRIPTION (LOCAL CURR/SETTLE CURR)	SHARES PAR VALUE	TRADE DATE BASE AMOUNT	INVESTMENT BASE COST	REALIZED GAIN/LOSS IN BASE CURRENCY
S	05-JUL-01 10-JUL-01	CAPSTONE TURBINE CORP COM	3,500.000-	74,053.33	101,466.05-	27,412.72-
S	09-APR-01 12-APR-01	CENTILLIUM COMMUNICATIONS INC COM	1,800.000-	49,299.10	41,932.80-	7,366.30
S	10-MAY-01 15-MAY-01	CENTILLIUM COMMUNICATIONS INC COM	2,500.000-	64,801.11	53,580.80-	10,420.31
S	01-MAR-01 06-MAR-01	CHICOS FAS INCCOM	7,400.000-	264,936.33	191,881.02-	73,055.31
S	28-AUG-01 28-AUG-01	CHRISTOPHER & BANKS CORP COM	4,100.000-	116,850.00	118,829.76-	6,820.24
S	28-AUG-01 28-AUG-01	CIRRUS LOGIC INC COM	8,200.000-	118,880.00	146,871.83-	28,791.83-
S	16-APR-01 19-APR-01	CONSOL ENERGY INC COM	800.000-	31,151.84	21,688.61-	9,463.23
S	17-APR-01 20-APR-01	CONSOL ENERGY INC COM	1,300.000-	50,620.31	34,038.04-	16,582.27
S	24-MAY-01 30-MAY-01	CONSOL ENERGY INC COM	1,100.000-	38,152.12	28,807.38-	10,144.74
S	24-MAY-01 30-MAY-01	CONSOL ENERGY INC COM	2,900.000-	100,582.85	72,615.42-	27,967.43
S	24-MAY-01 30-MAY-01	CONSOL ENERGY INC COM	900.000-	31,318.96	22,535.82-	8,783.14

KMI F540453
JOHN S AND JAMES L KNIGHT FD
NICHOLAS-APPLGATE-MINI-CAP GR

TRANSACTION REPORT
FOR THE PERIOD 01 JANUARY 2001 THROUGH 31 DECEMBER 2001

RUN DATE: 19-FEB-02
PAGE: 7
H25701

TRAN CODE	EFFECTIVE/ CONTRACTUAL/ SETTLEMENT DATE	SECURITY DESCRIPTION (LOCAL CURR/SETTLE CURR)	SHARES PAR VALUE	TRADE DATE BASE AMOUNT	INVESTMENT BASE COST	REALIZED GAIN/LOSS IN BASE CURRENCY
S	28-AUG-01 28-AUG-01	COOPER COS INC COM NEW	1,900.000-	104,405.00	99,577.56-	4,827.44
S	28-JUL-01 25-JUL-01	COVANCE INC COM	2,500.000-	60,597.97	34,778.00-	25,819.97
S	28-AUG-01 28-AUG-01	COVANCE INC COM	4,500.000-	88,748.00	65,518.04-	23,229.96
S	04-JAN-01 09-JAN-01	CROSS TIMBERS OIL CO COM	3,000.000-	70,972.53	68,762.27-	2,210.26
S	14-MAR-01 19-MAR-01	CROSS TIMBERS OIL CO COM	1,400.000-	39,619.94	30,511.41-	9,108.53
S	15-MAR-01 20-MAR-01	CROSS TIMBERS OIL CO COM	700.000-	19,147.79	15,209.43-	4,038.36
S	16-MAR-01 21-MAR-01	CROSS TIMBERS OIL CO COM	100.000-	2,727.71	2,158.49-	569.22
S	28-AUG-01 28-AUG-01	CYNER INC COM	5,700.000-	148,200.00	276,848.23-	128,648.23-
S	28-AUG-01 28-AUG-01	CYTYC CORP COM	5,200.000-	133,796.00	112,543.85-	21,252.15
S	09-FEB-01 14-FEB-01	DIGITAL LIGHTWAVE INC COM	1,100.000-	49,449.53	45,711.48-	3,738.05
S	12-FEB-01 15-FEB-01	DIGITAL LIGHTWAVE INC COM	300.000-	12,466.98	11,404.92-	1,062.06



Mellon Bank, N.A

KHI F540453
JOHN S AND JAMES L KNIGHT FD
NICHDLAS-APPLEGATE-MINI-CAP GR

TRANSACTION REPORT
FOR THE PERIOD 01 JANUARY 2001 THROUGH 31 DECEMBER 2001

RUN DATE 19-FEB-02
PAGE 74
M25701

TRAN CODE	EFFECTIVE/ CONTRACTUAL/ SETTLEMENT DATE	SECURITY DESCRIPTION (LOCAL CURR/SETTLE CURR)	SHARES PAR VALUE	TRADE DATE BASE AMOUNT	INVESTMENT BASE COST	REALIZED GAIN/LOSS IN BASE CURRENCY
S	14-JUN-01 19-JUN-01	DIGITAL LIGHTWAVE INC COM	2,400 000-	98,413 04	91,239.36-	7,173.68
S	02-JAN-01 05-JAN-01	DOCUMENTUM INC COM	2,500.000-	102,399 59	107,484 15-	5,084.56-
S	03-APR-01 06-APR-01	DOCUMENTUM INC COM	2,800.000-	21,349.29	116,738 00-	95,388.71-
S	28-AUG-01 28-AUG-01	DUPONT PHOTOMASKS INC	2,200 000-	83,050 00	141,421 84-	58,371.84-
S	28-AUG-01 28-AUG-01	DURECT CORP COM	8,900.000-	81,435 00	118,397 27-	36,962.27-
S	28-AUG-01 28-AUG-01	ESS TECHNOLOGY INC COM	700 000-	9,793.00	9,765.00-	28.00
S	28-AUG-01 28-AUG-01	EARTHLINK INC COM	8,200 000-	121,032 00	115,838 44-	5,193.56
S	02-APR-01 05-APR-01	EDISON SCHS INC CL A	500 000-	18,016.57	18,846 71-	8,830.14-
S	02-APR-01 05-APR-01	EDISON SCHS INC CL A	3,600 000-	78,998.63	122,817.62-	51,818.79-
S	28-AUG-01 28-AUG-01	ELANTEC SEMICONDUCTOR INC COM	4,300.000-	174,451 00	187,789.84-	13,338.84-
S	22-AUG-01 27-AUG-01	ELECTRO SCIENTIFIC INDS INC	6,100 000-	173,851 23	202,772.25-	29,721.02-

KHI F540453
JOHN S AND JAMES L KNIGHT FD
NICHOLAS-APPLEGATE-MINI-CAP GR

TRANSACTION REPORT
FOR THE PERIOD 01 JANUARY 2001 THROUGH 31 DECEMBER 2001

RUN DATE 19-FEB-02
PAGE 75
M25701

TRAN CODE	EFFECTIVE/ CONTRACTUAL/ SETTLEMENT DATE	SECURITY DESCRIPTION (LOCAL CURR/SETTLE CURR)	SHARES PAR VALUE	TRADE DATE BASE AMOUNT	INVESTMENT BASE COST	REALIZED GAIN/LOSS IN BASE CURRENCY
S	18-JUN-01 21-JUN-01	EMBARCADERO TECHNOLOGIES INC COM	2,800.000-	57,153.09	58,353.60-	6,799.49
S	19-JUN-01 22-JUN-01	EMBARCADERO TECHNOLOGIES INC COM	2,400.000-	55,198.16	42,441.26-	12,756.90
S	22-AUG-01 27-AUG-01	ENCOR GROUP INC COM	200.000-	8,078.27	8,566.00-	487.73-
S	23-AUG-01 28-AUG-01	ENCOR GROUP INC COM	1,300.000-	52,864.55	41,678.00-	11,186.55
S	28-AUG-01 28-AUG-01	ENCOR GROUP INC COM	1,800.000-	73,350.00	57,788.00-	15,642.00
S	04-JUN-01 07-JUN-01	ENCORE CORP	900.000-	26,989 92	24,091.83-	2,898.09
S	15-AUG-01 20-AUG-01	ENCORE CORP	2,500.000-	39,883.42	66,902 13-	27,098.71-
S	16-AUG-01 21-AUG-01	ENCORE CORP	2,480.000-	35,773.92	62,593 32-	26,819.40-
S	28-AUG-01 28-AUG-01	EMMIS COMMUNICATIONS CORP COM	4,600.000-	117,898.00	154,657.43-	36,759.43-
S	29-JUN-01 05-JUL-01	ENGINEERED SUPPORT SYS INC	1,500.000-	47,824.10	43,675.62-	4,148.48
S	31-JUL-01 03-AUG-01	ENGINEERED SUPPORT SYS INC	700 000-	27,107.43	19,304.10-	7,803 33



Mellon Bank, N.A

KNI F540453
JOHN S AND JAMES L KNIGHT FD
NICHOLAS-APPLGATE-NIMI-CAP GR

TRANSACTION REPORT
FOR THE PERIOD 01 JANUARY 2001 THROUGH 31 DECEMBER 2001

RUN DATE 19-FEB-01
PAGE 71
M25701

TRAN CODE	EFFECTIVE/ CONTRACTUAL/ SETTLEMENT DATE	SECURITY DESCRIPTION (LOCAL CURR/SETTLE CURR)	SHARES PAR VALUE	TRADE DATE BASE AMOUNT	INVESTMENT BASE COST	REALIZED GAIN/LOSS IN BASE CURRENCY
S	14-AUG-01 17-AUG-01	ENGINEERED SUPPORT SYS INC	400 000-	16,559 44	11,030 91-	5,528.53
S	21-AUG-01 24-AUG-01	ENGINEERED SUPPORT SYS INC	900.000-	32,458 58	25,741.82-	6,716.76
S	22-AUG-01 27-AUG-01	ENGINEERED SUPPORT SYS INC	700.000-	23,669.50	19,304.10-	4,365.40
S	23-AUG-01 28-AUG-01	ENGINEERED SUPPORT SYS INC	525.000-	17,254.07	14,478.07-	2,778.00
S	09-JUL-01 12-JUL-01	ENZOM INC COM	1,500.000-	82,422.25	93,656.25-	11,234.00-
S	12-JUL-01 17-JUL-01	ENZOM INC COM	1,600 000-	84,988 68	98,200.00-	13,211.32-
S	28-AUG-01 28-AUG-01	EXULT INC DEL COM	4,400.000-	65,956 00	59,203.00-	6,753.00
S	28-AUG-01 28-AUG-01	F Y I INC	4,100 000-	163,180 00	168,044.55-	4,864.55-
S	28-AUG-01 28-AUG-01	FACTSET RESH SYS INC	3,200.000-	82,400.00	108,512.81-	26,112.81-
S	27-MAR-01 30-MAR-01	FIRST AMERICAN CORP COM	1,700.000-	43,012 81	53,795.92-	10,783 11-
S	28-MAR-01 02-APR-01	FIRST AMERICAN CORP COM	800 600-	19,994 57	24,844.16-	4,849.79-

KNI F540453
JOHN S AND JAMES L KNIGHT FD
NICHOLAS-APPLGATE-NIMI-CAP GR

TRANSACTION REPORT
FOR THE PERIOD 01 JANUARY 2001 THROUGH 31 DECEMBER 2001

RUN DATE 19-FEB-01
PAGE 71
M25701

TRAN CODE	EFFECTIVE/ CONTRACTUAL/ SETTLEMENT DATE	SECURITY DESCRIPTION (LOCAL CURR/SETTLE CURR)	SHARES PAR VALUE	TRADE DATE BASE AMOUNT	INVESTMENT BASE COST	REALIZED GAIN/LOSS IN BASE CURRENCY
S	12-APR-01 18-APR-01	FIRST AMERICAN CORP COM	2,700.000-	52,374.74	82,184.68-	29,809 94-
S	16-APR-01 19-APR-01	FIRST AMERICAN CORP COM	400.000-	8,091.21	11,840.88-	3,749.67-
S	16-MAR-01 21-MAR-01	FDCAL COMMUNICATIONS CORP COM	2,900.000-	26,099.13	49,903.12-	23,803.99-
S	19-MAR-01 22-MAR-01	FDCAL COMMUNICATIONS CORP COM	5,200.000-	43,526 71	75,578.88-	32,051.37-
S	01-MAR-01 06-MAR-01	FORRESTER RESH INC COM	1,800.000-	67,947.73	94,500.00-	26,552.27-
S	05-MAR-01 08-MAR-01	FORRESTER RESH INC COM	1,800.000-	55,359.13	92,725.00-	37,365.87-
S	19-APR-01 24-APR-01	FORWARD AIR CORP COM	1,500.000-	49,790.84	39,327.78-	10,463 06
S	19-APR-01 24-APR-01	FORWARD AIR CORP COM	3,500.000-	113,881.65	31,577.04-	82,304.61
S	24-MAY-01 30-MAY-01	FORWARD AIR CORP COM	3,500.000-	115,003.02	30,799.57-	84,203.45
S	24-MAY-01 30-MAY-01	FORWARD AIR CORP COM	1,050.000-	34,260.36	9,237.83-	25,022.53
S	11-JAN-01 17-JAN-01	GETTY IMAGES INC COM	2,600.000-	80,597.31	93,677.22-	13,079.91-



Mellon Bank, N A

KNI F540453
JOHN S AND JAMES L KNIGHT FD
NICHOLAS-APPLEGATE-MINI-CAP GR

TRANSACTION REPORT
FOR THE PERIOD 01 JANUARY 2001 THROUGH 31 DECEMBER 2001

RUN DATE: 19-FEB-02
PAGE: 78
M25701

TRAN CODE	EFFECTIVE/ CONTRACTUAL/ SETTLEMENT DATE	SECURITY DESCRIPTION (LOCAL CURR/SETTLE CURR)	SHARES PAR VALUE	TRADE DATE BASE AMOUNT	INVESTMENT BASE COST	REALIZED GAIN/LOSS IN BASE CURRENCY
S	18-JAN-01 23-JAN-01	GETTY IMAGES INC COM	600 000-	16,199 46	21,617.82-	5,418 36-
S	23-JAN-01 26-JAN-01	GETTY IMAGES INC COM	2,100 000-	58,574 61	71,710 02-	13,135.41-
S	09-APR-01 12-APR-01	GLOBESPAN SEMICONDUCTOR INC	1,400 000-	27,524 36	41,200 00-	13,675.64-
S	10-APR-01 16-APR-01	GLOBESPAN SEMICONDUCTOR INC	1,900 000-	34,669 47	48,925 00-	14,255.53-
S	28-MAR-01 02-APR-01	HCC INS HLDGS INC COM	2,500 000-	60,001 74	64,194 00-	4,192.26-
S	29-MAR-01 03-APR-01	HCC INS HLDGS INC COM	1,000 000-	23,950 70	25,540.00-	1,609.30-
S	11-MAY-01 16-MAY-01	HCC INS HLDGS INC COM	1,800 000-	45,250 49	46,008 00-	757.51-
S	28-AUG-01 28-AUG-01	HCC INS HLDGS INC COM	2,100 000-	53,256 00	51,684 00-	1,572 00
S	12-JAN-01 18-JAN-01	HEIDRICK & STRUGGLES INTL INC COM	2,900.000-	116,443 01	55,825 00-	60,618.01
S	16-JAN-01 19-JAN-01	HEIDRICK & STRUGGLES INTL INC COM	1,400 000-	55,201 00	19,575 00-	35,626.00
S	17-JAN-01 22-JAN-01	HEIDRICK & STRUGGLES INTL INC COM	1,600 000-	64,572 89	22,000.00-	42,572.89

KNI F540453
JOHN S AND JAMES L KNIGHT FD
NICHOLAS-APPLEGATE-MINI-CAP GR

TRANSACTION REPORT
FOR THE PERIOD 01 JANUARY 2001 THROUGH 31 DECEMBER 2001

RUN DATE: 19-FEB-02
PAGE: 79
M25701

TRAN CODE	EFFECTIVE/ CONTRACTUAL/ SETTLEMENT DATE	SECURITY DESCRIPTION (LOCAL CURR/SETTLE CURR)	SHARES PAR VALUE	TRADE DATE BASE AMOUNT	INVESTMENT BASE COST	REALIZED GAIN/LOSS IN BASE CURRENCY
S	28-AUG-01 28-AUG-01	HOLLYWOOD ENTHT CORP COM	11,000.000-	132,220 00	110,612.63-	21,607.37
S	08-JAN-01 11-JAN-01	IMMUNOGEN INC	7,000.000-	99,309 19	158,418.75-	59,109.56-
S	20-JUL-01 25-JUL-01	INFORMATICA CORP COM	2,100.000-	17,578 09	57,837 15-	40,259.06-
S	20-JUL-01 25-JUL-01	INFORMATICA CORP COM	1,600.000-	13,503 54	43,775.90-	30,272.36-
S	28-AUG-01 28-AUG-01	INSITUFORM TECHNOLOGIES INC CL A	3,100.000-	93,620.00	108,210.81-	14,590.81-
S	28-AUG-01 28-AUG-01	INTEGRA LIFESCIENCES HLDG CORP	4,300 000-	131,150 00	93,814.00-	37,336.00
S	28-AUG-01 28-AUG-01	INTERMUNE INC COM	3,300 000-	140,910 00	107,940.00-	32,970.00
S	15-AUG-01 20-AUG-01	INTERNET SEC SYS INC COM	4,300.000-	73,563 66	117,668.00-	44,104.34-
S	19-JUL-01 24-JUL-01	INTRANET SOLUTIONS INC COM NEW	2,900.000-	65,055.85	112,360.79-	47,304.94-
S	20-MAR-01 23-MAR-01	INVITROGEN CORP COM	1,700.000-	98,347 16	134,806.25-	34,459.09-
S	25-JUN-01 28-JUN-01	INVITROGEN CORP COM	500.000-	31,552 84	38,656.25-	7,103.41-



Mellon Bank, N.A

KNI F540453
JOHN S AND JAMES L KNIGHT FD
NICHOLAS-APPELATE-MINI-CAP GR

TRANSACTION REPORT
FOR THE PERIOD 01 JANUARY 2001 THROUGH 31 DECEMBER 2001

RUN DATE: 19-FEB-02
PAGE: 80
H25701

TRAN CODE	EFFECTIVE/ CONTRACTUAL/ SETTLEMENT DATE	SECURITY DESCRIPTION (LOCAL CURR/SETTLE CURR)	SHARES PAR VALUE	TRADE DATE BASE AMOUNT	INVESTMENT BASE COST	REALIZED GAIN/LOSS IN BASE CURRENCY
S	06-JUL-01 11-JUL-01	INVITROGEN CORP COM	700.000-	43,433 55	54,116 75-	10,685.20-
S	06-JUL-01 11-JUL-01	INVITROGEN CORP COM	600.000-	38,895.98	45,712.50-	6,816.52-
S	28-AUG-01 28-AUG-01	INVESTORS FINANCIAL SVCS CP	1,600.000-	99,968 00	117,200.82-	17,232.82-
S	01-AUG-01 06-AUG-01	KOPIN CORP	5,000.000-	81,858 27	47,800.00-	34,058.27
S	28-AUG-01 28-AUG-01	KOPIN CORP	7,400.000-	100,714.00	72,534 00-	28,180.00
S	02-AUG-01 07-AUG-01	KORN FERRY INTL COM NEW	1,600.000-	23,925 11	32,600 64-	8,675.53-
S	03-AUG-01 08-AUG-01	KORN FERRY INTL COM NEW	1,700.000-	24,683.17	34,385.86-	9,702.69-
S	06-AUG-01 09-AUG-01	KORN FERRY INTL COM NEW	1,800.000-	24,089.04	34,108 00-	10,018.96-
S	03-JAN-01 08-JAN-01	MACROVISION CORP COM	2,300.000-	118,446.05	44,775.00-	73,671.05
S	05-MAR-01 08-MAR-01	MACROVISION CORP COM	2,700.000-	103,548.26	33,981.25-	69,607.01
S	02-JAN-01 05-JAN-01	MANUGISTICS GROUP INC	4,500.000-	227,529 07	65,626 34-	161,902.73

KNI F540453
JOHN S AND JAMES L KNIGHT FD
NICHOLAS-APPELATE-MINI-CAP GR

TRANSACTION REPORT
FOR THE PERIOD 01 JANUARY 2001 THROUGH 31 DECEMBER 2001

RUN DATE: 19-FEB-02
PAGE: 81
H25701

TRAN CODE	EFFECTIVE/ CONTRACTUAL/ SETTLEMENT DATE	SECURITY DESCRIPTION (LOCAL CURR/SETTLE CURR)	SHARES PAR VALUE	TRADE DATE BASE AMOUNT	INVESTMENT BASE COST	REALIZED GAIN/LOSS IN BASE CURRENCY
S	23-FEB-01 28-FEB-01	MANUGISTICS GROUP INC	2,000.000-	56,903.30	51,220.48-	5,682.82
S	28-AUG-01 28-AUG-01	MANUGISTICS GROUP INC	3,500.000-	47,460.00	50,988.70-	3,528.70-
S	05-JAN-01 10-JAN-01	MARINE DRILLING COS INC COM PAR 80.01	5,000.000-	123,767.36	134,286.50-	10,519.14-
S	29-MAR-01 03-APR-01	MARINE DRILLING COS INC COM PAR 80.01	2,000.000-	53,786.60	54,713.12-	926.52-
S	22-JUN-01 27-JUN-01	MARINE DRILLING COS INC COM PAR 80 01	3,600.000-	78,365.92	85,828.00-	7,462.08-
S	28-AUG-01 28-AUG-01	MATRIA HEALTHCARE INC COM NEW	5,300.000-	126,670.00	102,679.06-	23,990.94
S	28-AUG-01 28-AUG-01	MATTSON TECHNOLOGY INC COM	5,600.000-	57,232.00	98,413.28-	41,181.28-
S	04-JAN-01 09-JAN-01	HAVERICK TUBE CORP COM	3,400.000-	71,431.27	70,146.00-	1,285.27
S	11-JUL-01 16-JUL-01	HAVERICK TUBE CORP COM	5,700.000-	74,412 71	90,968 57-	16,555.86-
S	03-JUL-01 09-JUL-01	MCDATA CORP CL B	2,500.000-	55,425.40	69,000.00-	13,574.60-
FC	27-DEC-00 02-JAN-01	MECHANICAL TECHNOLOGY INC	100.000-	249.99	0.00	



Mellon Trust

Mellon Bank, N.A

KNI F540453
JOHN S AND JAMES L KNIGHT FD
NICHOLAS-APPLEGATE-MINI-CAP GR

TRANSACTION REPORT
FOR THE PERIOD 01 JANUARY 2001 THROUGH 31 DECEMBER 2001

RUN DATE: 19-FEB-02
PAGE: 82
M25701

TRAN CODE	EFFECTIVE/ CONTRACTUAL/ SETTLEMENT DATE	SECURITY DESCRIPTION (LOCAL CURR/SETTLE CURR)	SHARES PAR VALUE	TRADE DATE BASE AMOUNT	INVESTMENT BASE COST	REALIZED GAIN/LOSS IN BASE CURRENCY
FC	28-DEC-00 03-JAN-01	MECHANICAL TECHNOLOGY INC	1,100.000-	3,078 36	0.00	
S	01-MAR-01 06-MAR-01	MEDICIS PHARMACEUTICAL CORP CL A NEW COM	1,200 000-	60,897 97	71,982.96-	11,084.99-
S	22-AUG-01 27-AUG-01	MEDICIS PHARMACEUTICAL CORP CL A NEW COM	100.000-	4,740 20	5,998 58-	2,258.38-
S	28-AUG-01 28-AUG-01	MEDICIS PHARMACEUTICAL CORP CL A NEW COM	2,800.000-	130,816 00	163,678 23-	32,862.23-
S	17-APR-01 20-APR-01	MENTOR GRAPHICS CORP COM	3,800.000-	66,785 81	91,959 12-	25,173.31-
S	02-FEB-01 07-FEB-01	METHODE ELECTRS INC CL A COM	7,200 800-	143,995 20	213,431 25-	69,436 05-
S	22-FEB-01 27-FEB-01	METRIS COS INC	5,500.000-	109,516.74	169,077.52-	59,560.78-
S	28-AUG-01 28-AUG-01	MICHAELS STORES INC COM	2,400 000-	95,544 00	105,196 54-	9,652 54-
S	24-MAY-01 30-MAY-01	MICROSEMI CORP	700.000-	38,711 58	29,533 91-	9,177.67
S	17-AUG-01 22-AUG-01	MICROSEMI CORP	600.000-	36,747 15	25,314 78-	11,432 37
S	21-AUG-01 24-AUG-01	MICROSEMI CORP	1,500 800-	82,878 16	64,751 82-	17,326 34

KNI F540453
JOHN S AND JAMES L KNIGHT FD
NICHOLAS-APPLEGATE-MINI-CAP GR

TRANSACTION REPORT
FOR THE PERIOD 01 JANUARY 2001 THROUGH 31 DECEMBER 2001

RUN DATE: 19-FEB-02
PAGE: 83
M25701

TRAN CODE	EFFECTIVE/ CONTRACTUAL/ SETTLEMENT DATE	SECURITY DESCRIPTION (LOCAL CURR/SETTLE CURR)	SHARES PAR VALUE	TRADE DATE BASE AMOUNT	INVESTMENT BASE COST	REALIZED GAIN/LOSS IN BASE CURRENCY
S	31-JUL-01 03-AUG-01	MIDWAY GAMES INC	1,200 000-	18,527 98	14,367.12-	4,160.86
S	01-AUG-01 06-AUG-01	MIDWAY GAMES INC	300.000-	4,491.05	3,438 30-	1,052.75
S	02-AUG-01 07-AUG-01	MIDWAY GAMES INC	600.000-	8,825 70	6,675 05-	2,150.65
S	02-AUG-01 07-AUG-01	MIDWAY GAMES INC	1,500 000-	20,916 80	16,586.85-	4,329.95
S	13-AUG-01 16-AUG-01	MIDWAY GAMES INC	300 000-	4,484.85	3,182 22-	1,302.63
S	14-AUG-01 17-AUG-01	MIDWAY GAMES INC	1,100 000-	16,698 29	11,468 14-	5,222.15
S	28-AUG-01 28-AUG-01	MIDWAY GAMES INC	7,300 000-	108,040 00	79,758.85-	28,281.15
S	28-AUG-01 28-AUG-01	NATIONAL INSTRS CORP COM	3,800.000-	119,700.00	138,253.56-	18,553.56-
S	02-JAN-01 05-JAN-01	METEGRITY INC	3,500 000-	157,494.75	71,271.53-	86,223.22
S	05-JAN-01 10-JAN-01	METEGRITY INC	3,750.000-	125,509 82	34,517.62-	90,992.20
S	02-JAN-01 05-JAN-01	NETIQ CORP COM	2,200 000-	184,793.84	80,990.44-	103,803.40

KNI FS40453
 JOHN S AND JAMES L KNIGHT FD
 NICHOLAS-APPELATE-MINI-CAP GR

 TRANSACTION REPORT
 FOR THE PERIOD 01 JANUARY 2001 THROUGH 31 DECEMBER 2001

 RUN DATE 19-FEB-01
 PAGE: 8
 H25701

TRAN CODE	EFFECTIVE/ CONTRACTUAL/ SETTLEMENT DATE	SECURITY DESCRIPTION (LOCAL CURR/SETTLE CURR)	SHARES PAR VALUE	TRADE DATE BASE AMOUNT	INVESTMENT BASE COST	REALIZED GAIN/LOSS IN BASE CURRENCY
S	26-FEB-01 01-MAR-01	NETIQ CORP COM	700.000-	28,010.97	27,437.50-	573.47
S	27-FEB-01 02-MAR-01	NETIQ CORP COM	2,100.000-	69,373.29	27,300.00-	42,073.29
S	05-OCT-01 12-OCT-01	NEW WORLD COFFEE MANHATTAN COM	247.000-	121.02	202.54-	61.52-
S	03-JAN-01 08-JAN-01	NEWPORT CORP COM	1,500.000-	95,246.82	42,869.24-	52,377.56
S	06-MAR-01 09-MAR-01	NEWPORT CORP COM	1,900.000-	74,097.53	44,534.58-	29,562.95
S	20-AUG-01 28-AUG-01	1-800 FLOWERS COM INC CL A COM	8,500.000-	110,840.00	108,662.09-	2,177.91
S	21-MAY-01 24-MAY-01	OSHKOSH TRUCK CORP CL B	2,500.000-	93,422.39	110,410.04-	24,987.65-
S	16-JAN-01 19-JAN-01	OXFORD HEALTH PLANS INC COM	1,700.000-	55,991.88	62,937.50-	6,945.62-
S	17-MAY-01 22-MAY-01	OXFORD HEALTH PLANS INC COM	4,000.000-	109,623.14	146,400.00-	36,776.86-
S	08-FEB-01 13-FEB-01	PACIFIC SUNWEAR CALIF INC COM	1,500.000-	48,560.88	44,662.50-	3,898.38
S	12-APR-01 18-APR-01	PACIFIC SUNWEAR CALIF INC COM	4,400.000-	92,176.93	125,400.00-	33,223.07-

 KNI FS40453
 JOHN S AND JAMES L KNIGHT FD
 NICHOLAS-APPELATE-MINI-CAP GR

 TRANSACTION REPORT
 FOR THE PERIOD 01 JANUARY 2001 THROUGH 31 DECEMBER 2001

 RUN DATE 19-FEB-01
 PAGE: 8
 H25701

TRAN CODE	EFFECTIVE/ CONTRACTUAL/ SETTLEMENT DATE	SECURITY DESCRIPTION (LOCAL CURR/SETTLE CURR)	SHARES PAR VALUE	TRADE DATE BASE AMOUNT	INVESTMENT BASE COST	REALIZED GAIN/LOSS IN BASE CURRENCY
S	04-JAN-01 09-JAN-01	PATTERSON ENERGY INC	6,000.000-	173,994.20	111,083.15-	62,911.05
S	02-APR-01 05-APR-01	PATTERSON ENERGY INC	4,000.000-	120,745.97	73,202.45-	47,543.52
S	23-MAY-01 29-MAY-01	PATTERSON UTI ENERGY INC COM	3,000.000-	99,746.67	47,152.50-	52,594.17
S	21-JUN-01 26-JUN-01	PATTERSON UTI ENERGY INC COM	5,700.000-	125,965.80	78,552.15-	47,413.65
S	02-AUG-01 07-AUG-01	PHOTON DYNAMICS INC COM	1,100.000-	42,315.58	34,785.30-	7,530.28
S	20-AUG-01 28-AUG-01	PHOTON DYNAMICS INC COM	2,700.000-	100,889.00	85,825.45-	14,263.55
S	22-FEB-01 27-FEB-01	PORTAL SOFTWARE INC COM	5,000.000-	35,804.81	52,851.57-	17,046.76-
S	07-MAY-01 10-MAY-01	PORTAL SOFTWARE INC COM	2,700.000-	17,094.75	23,943.33-	6,848.58-
S	18-MAY-01 23-MAY-01	PORTAL SOFTWARE INC COM	7,200.000-	37,821.05	63,048.88-	26,027.83-
S	18-MAY-01 23-MAY-01	PORTAL SOFTWARE INC COM	100.000-	522.48	886.79-	364.31-
S	21-MAY-01 24-MAY-01	PORTAL SOFTWARE INC COM	600.000-	3,159.07	5,320.74-	2,161.67-



Mellon Trust

Mellon Bank, N.A

TRANSACTION REPORT
FOR THE PERIOD 01 JANUARY 2001 THROUGH 31 DECEMBER 2001

RUN DATE 19-FEB-02
PAGE 86
M25701

NI F540453
JOHN S AND JAMES L KNIGHT FD
NICHOLAS-APPEGATE-MINI-CAP GR

TRAN CODE	EFFECTIVE/ CONTRACTUAL/ SETTLEMENT DATE	SECURITY DESCRIPTION (LOCAL CURR/SETTLE CURR)	SHARES PAR VALUE	TRADE DATE BASE AMOUNT	INVESTMENT BASE COST	REALIZED GAIN/LOSS IN BASE CURRENCY
3	22-MAY-01 25-MAY-01	PORTAL SOFTWARE INC COM	100 000-	536 98	886.79-	349.81-
3	22-MAY-01 25-MAY-01	PORTAL SOFTWARE INC COM	1,000 000-	5,348 82	7,516.62-	2,167.80-
3	23-MAY-01 29-MAY-01	PORTAL SOFTWARE INC COM	400 000-	2,147 93	2,775 00-	627.07-
3	24-MAY-01 30-MAY-01	PORTAL SOFTWARE INC COM	600.000-	3,575 82	4,162 50-	586.68-
3	15-AUG-01 20-AUG-01	POWER-ONE INC COM	4,700 000-	57,667 07	120,896 22-	63,229.15-
3	05-JAN-01 10-JAN-01	POWERWAVE TECHNOLOGIES INC COM	2,000 000-	110,683 91	97,225 00-	13,458.91
3	15-FEB-01 21-FEB-01	POWERWAVE TECHNOLOGIES INC COM	4,800.000-	124,653 76	193,598.50-	68,944.74-
3	28-AUG-01 28-AUG-01	POWERWAVE TECHNOLOGIES INC COM	7,980 000-	124,109 00	117,563 16-	6,545.84
3	20-JUL-01 25-JUL-01	PROFESSIONAL DETAILING INC COM	1,800 000-	98,186 00	163,453.77-	65,267 77-
3	28-AUG-01 28-AUG-01	PROQUEST CO COM	3,800 000-	108,800 00	101,548 08-	6,452.00
3	28-AUG-01 28-AUG-01	PROVINCE HEALTHCARE CO COM	3,600.000-	157,880 00	125,817 62-	12,062.38

TRANSACTION REPORT
FOR THE PERIOD 01 JANUARY 2001 THROUGH 31 DECEMBER 2001

RUN DATE 19-FEB-02
PAGE 87
M25701

NI F540453
JOHN S AND JAMES L KNIGHT FD
NICHOLAS-APPEGATE-MINI-CAP GR

TRAN CODE	EFFECTIVE/ CONTRACTUAL/ SETTLEMENT DATE	SECURITY DESCRIPTION (LOCAL CURR/SETTLE CURR)	SHARES PAR VALUE	TRADE DATE BASE AMOUNT	INVESTMENT BASE COST	REALIZED GAIN/LOSS IN BASE CURRENCY
	23-AUG-01 28-AUG-01	QUINTILES TRANSNATIONAL CORP COM	4,800 000-	84,967 72	106,620.15-	21,652.43-
	19-JAN-01 24-JAN-01	REEBOK INTL LTD COM	1,100.000-	25,155.61	29,354.24-	4,198.63-
	19-JAN-01 24-JAN-01	REEBOK INTL LTD COM	1,000 000-	22,868 74	23,294 80-	426.06-
	22-JAN-01 25-JAN-02	REEBOK INTL LTD COM	2,200 000-	51,815 75	51,248.56-	567.19
	28-AUG-01 28-AUG-01	REEBOK INTL LTD COM	5,400.000-	145,260.00	128,138.08-	17,121.92
	28-AUG-01 28-AUG-01	RENAL CARE GROUP INC COM	5,600.000-	184,016.00	179,726 07-	4,289.93
	28-AUG-01 28-AUG-01	RESMED INC	2,500.000-	152,375.00	99,495 25-	52,879.75
	28-AUG-01 28-AUG-01	RESPIRONICS INC COM	4,800.000-	153,168.00	151,077.92-	2,090.08
	08-AUG-01 13-AUG-01	RETEX INC COM	1,100 000-	28,159.06	31,116.25-	2,957.19-
	28-AUG-01 28-AUG-01	RETEX INC COM	2,900 000-	82,766 00	77,484.49-	5,281.51
	28-AUG-01 28-AUG-01	ROSS STORES INC COM	7,900 000-	231,075 00	169,965.89-	61,109.11



Mellon TrustSM

Mellon Bank, N.A

TRANSACTION REPORT
FOR THE PERIOD 01 JANUARY 2001 THROUGH 31 DECEMBER 2001

RUN DATE: 19-FEB-0
PAGE: 6
M25701

KNI F540453
JOHN S AND JAMES L KNIGHT FD
NICHOLAS-APPELATE-MINI-CAP GR

TRAN CODE	EFFECTIVE/ CONTRACTUAL/ SETTLEMENT DATE	SECURITY DESCRIPTION (LOCAL CURR/SETTLE CURR)	SHARES PAR VALUE	TRADE DATE BASE AMOUNT	INVESTMENT BASE COST	REALIZED GAIN/LOSS IN BASE CURRENCY
S	06-JUN-01 11-JUN-01	RUBY TUESDAY INC	300.000-	4,978.96	5,533.35-	554.39-
S	07-JUN-01 12-JUN-01	RUBY TUESDAY INC	2,300.000-	37,926.45	42,422.35-	4,495.70-
S	28-AUG-01 28-AUG-01	RUBY TUESDAY INC	6,300.000-	114,030.00	113,261.37-	768.63
S	28-AUG-01 28-AUG-01	RUDOLPH TECHNOLOGIES INC COM	2,700.000-	99,279.00	119,404.00-	20,125.00-
S	04-APR-01 09-APR-01	SBA COMMUNICATIONS CORP COM	3,400.000-	45,473.48	153,143.02-	107,669.54-
S	28-AUG-01 28-AUG-01	SAGE INC COM	7,400.000-	137,640.00	116,941.37-	20,698.63
S	08-AUG-01 13-AUG-01	SALEN COMMS CORP DEL CL A	1,100.000-	28,049.06	25,510.00-	2,539.06
S	09-AUG-01 14-AUG-01	SALEN COMMS CORP DEL CL A	1,500.000-	32,451.41	34,469.18-	2,017.77-
S	09-AUG-01 14-AUG-01	SALEN COMMS CORP DEL CL A	2,000.000-	44,992.10	45,794.80-	802.70-
S	28-AUG-01 28-AUG-01	SANSTAT MED CORP COM	6,500.000-	98,475.00	107,426.02-	8,951.02-
S	11-MAY-01 16-MAY-01	SCANSOURCE INC COM	1,900.000-	98,606.71	57,168.74-	41,417.97

TRANSACTION REPORT
FOR THE PERIOD 01 JANUARY 2001 THROUGH 31 DECEMBER 2001

RUN DATE: 19-FEB-02
PAGE: 85
M25701

KNI F540453
JOHN S AND JAMES L KNIGHT FD
NICHOLAS-APPELATE-MINI-CAP GR

TRAN CODE	EFFECTIVE/ CONTRACTUAL/ SETTLEMENT DATE	SECURITY DESCRIPTION (LOCAL CURR/SETTLE CURR)	SHARES PAR VALUE	TRADE DATE BASE AMOUNT	INVESTMENT BASE COST	REALIZED GAIN/LOSS IN BASE CURRENCY
S	29-JUN-01 05-JUL-01	SCANSOURCE INC COM	1,700.000-	80,142.97	45,950.93-	34,192.04
S	29-JUN-01 05-JUL-01	SCANSOURCE INC COM	2,200.000-	104,144.52	59,192.40-	44,952.12
S	26-MAR-01 29-MAR-01	SCHOLASTIC CORP COM	1,400.000-	50,778.54	63,216.80-	12,438.26-
S	27-MAR-01 30-MAR-01	SCHOLASTIC CORP COM	500.000-	18,397.09	22,117.06-	3,719.97-
S	28-MAR-01 02-APR-01	SCHOLASTIC CORP COM	400.000-	14,554.47	17,565.38-	3,010.91-
S	02-JUL-01 06-JUL-01	SCHOLASTIC CORP COM	2,300.000-	96,021.79	97,505.51-	1,483.72-
S	20-JUN-01 25-JUN-01	SHAW GROUP INC COM	500.000-	18,929.91	27,118.40-	8,188.49-
S	26-JUN-01 29-JUN-01	SHAW GROUP INC COM	2,300.000-	83,103.81	118,485.76-	35,381.95-
S	27-JUN-01 02-JUL-01	SIMPLEX SOLUTIONS INC COM	3,000.000-	81,731.97	76,420.20-	5,311.77
S	20-MAR-01 23-MAR-01	SMARTFORCE PUB LTD CD SPONSORED ADR	2,100.000-	60,123.73	93,112.50-	32,988.77-
S	21-MAR-01 26-MAR-01	SMARTFORCE PUB LTD CD SPONSORED ADR	900.000-	24,596.18	39,600.00-	15,003.82-



Mellon Bank, N.A

KNI F540453
JOHN S AND JAMES L KNIGHT FD
NICHOLAS-APPLEGATE-MINI-CAP GR

TRANSACTION REPORT
FOR THE PERIOD 01 JANUARY 2001 THROUGH 31 DECEMBER 2001

RUN DATE 19-FEB-02
PAGE 90
M25701

TRAN CODE	EFFECTIVE/ CONTRACTUAL/ SETTLEMENT DATE	SECURITY DESCRIPTION (LOCAL CURR/SETTLE CURR)	SHARES PAR VALUE	TRADE DATE BASE AMOUNT	INVESTMENT BASE COST	REALIZED GAIN/LOSS IN BASE CURRENCY
S	28-AUG-01 28-AUG-01	STERICYCLE INC COM	2,900 000-	131,950 00	117,207 14-	14,742.86
S	27-JUN-01 02-JUL-01	STEWART & STEVENSON SVCS INC	3,700 000-	115,435 78	120,850.25-	5,414.47-
S	16-JAN-01 19-JAN-01	THREE-FIVE SYS INC	7,049 000-	142,458.35	90,969.29-	51,489.06
S	28-AUG-01 28-AUG-01	TITAN CORP	5,800.000-	110,780 00	117,909.55-	7,129.55-
S	07-JAN-01 12-JAN-01	TORCH OFFSHORE INC COM	6,508 000-	116,996.10	104,000 00-	12,996.10
S	28-AUG-01 28-AUG-01	TOWER AUTOMOTIVE INC	8,900.000-	108,580.00	118,177.25-	9,597 25-
FC	27-DEC-00 02-JAN-01	TWEETER HOME ENTMT GRP INC COM	1,600 000-	17,356 86	0.00	
FC	28-DEC-00 03-JAN-01	TWEETER HOME ENTMT GRP INC COM	300.000-	3,200 53	0.00	
FC	28-DEC-00 03-JAN-01	TWEETER HOME ENTMT GRP INC COM	1,500.000-	15,908 92	0.00	
FC	29-DEC-00 04-JAN-01	TWEETER HOME ENTMT GRP INC COM	300 000-	3,163 03	0.00	
FC	29-DEC-00 04-JAN-01	TWEETER HOME ENTMT GRP INC COM	600 000-	6,644 72	0.00	

KNI F540453
JOHN S AND JAMES L KNIGHT FD
NICHOLAS-APPLEGATE-MINI-CAP GR

TRANSACTION REPORT
FOR THE PERIOD 01 JANUARY 2001 THROUGH 31 DECEMBER 2001

RUN DATE: 19-FEB-02
PAGE: 91
M25701

TRAN CODE	EFFECTIVE/ CONTRACTUAL/ SETTLEMENT DATE	SECURITY DESCRIPTION (LOCAL CURR/SETTLE CURR)	SHARES PAR VALUE	TRADE DATE BASE AMOUNT	INVESTMENT BASE COST	REALIZED GAIN/LOSS IN BASE CURRENCY
S	09-AUG-01 14-AUG-01	TWEETER HOME ENTMT GRP INC COM	4,200.000-	114,166 05	83,857.39-	30,308.66
S	28-AUG-01 28-AUG-01	TWEETER HOME ENTMT GRP INC COM	3,600.000-	94,680.00	70,557.20-	24,122.80
S	20-APR-01 25-APR-01	II-VI INC	2,200.000-	32,448.92	75,714.43-	43,265.51-
S	23-APR-01 26-APR-01	II-VI INC	2,500.000-	36,523.78	82,163.06-	45,639.28-
S	24-APR-01 27-APR-01	II-VI INC	6,400.000-	96,252.79	141,376.71-	45,123.92-
S	04-JAN-01 09-JAN-01	UTI ENERGY CORP COM	2,400.000-	61,817 13	59,420.20-	2,196.93
S	05-JAN-01 10-JAN-01	UTI ENERGY CORP COM	1,600.000-	44,479.31	29,625.76-	14,853.55
S	28-MAR-01 02-APR-01	UTI ENERGY CORP COM	1,000.000-	31,685.54	33,350.00-	1,664.46-
S	29-MAR-01 03-APR-01	UTI ENERGY CORP COM	400.000-	12,150.11	7,406.44-	4,743.67
S	02-APR-01 05-APR-01	UTI ENERGY CORP COM	100.000-	2,963.90	1,851.61-	1,112.29
S	03-APR-01 06-APR-01	UTI ENERGY CORP COM	500.000-	13,557.25	9,258.05-	4,299.20



Mellon Bank, N.A

KNI F540453
JOHN S AND JAMES L KNIGHT FD
NICHOLAS-APPLEGATE-MINI-CAP GR

TRANSACTION REPORT
FOR THE PERIOD 01 JANUARY 2001 THROUGH 31 DECEMBER 2001

RUN DATE: 19-FEB-01
PAGE: 9
M25701

TRAN CODE	EFFECTIVE/ CONTRACTUAL/ SETTLEMENT DATE	SECURITY DESCRIPTION (LOCAL CURR/SETTLE CURR)	SHARES PAR VALUE	TRADE DATE BASE AMOUNT	INVESTMENT BASE COST	REALIZED GAIN/LOSS IN BASE CURRENCY
S	04-APR-01 09-APR-01	UTI ENERGY CORP COM	700 000-	19,827 68	12,961.27-	6,866 41
S	05-APR-01 10-APR-01	UTI ENERGY CORP COM	300.000-	8,932 65	5,554.83-	3,377.82
S	19-APR-01 24-APR-01	UTI ENERGY CORP COM	2,000.000-	62,545 91	36,192.62-	26,353.29
S	28-AUG-01 28-AUG-01	UNILAB CORP NEW COM NEW	4,500.000-	121,500 00	114,299.38-	7,200.62
S	23-AUG-01 28-AUG-01	UT STARCOM INC COM	200.000-	3,487 88	4,695.34-	1,207.46-
S	23-AUG-01 28-AUG-01	UT STARCOM INC COM	2,800.000-	48,439 13	65,734.76-	17,095.63-
S	24-AUG-01 29-AUG-01	UT STARCOM INC COM	700 000-	11,797 61	16,433 69-	4,636.08-
S	24-AUG-01 29-AUG-01	UT STARCOM INC COM	1,000.000-	17,084.43	22,043 69-	4,959.26-
S	28-AUG-01 28-AUG-01	VARIAN MED SYS FMC COM	1,700.000-	114,750.00	118,596.28-	3,846.28-
S	28-AUG-01 28-AUG-01	VARIAN SEMICONDUCTOR EQUIPMENT ASSOCS INC	3,100.000-	113,119.00	96,646.75-	16,472.25
S	20-FEB-01 23-FEB-01	VEECO INSTRS INC DEL COM	1,600.000-	69,277.69	88,311.20-	19,033.51-

KNI F540453
JOHN S AND JAMES L KNIGHT FD
NICHOLAS-APPLEGATE-MINI-CAP GR

TRANSACTION REPORT
FOR THE PERIOD 01 JANUARY 2001 THROUGH 31 DECEMBER 2001

RUN DATE: 19-FEB-01
PAGE: 9
M25701

TRAN CODE	EFFECTIVE/ CONTRACTUAL/ SETTLEMENT DATE	SECURITY DESCRIPTION (LOCAL CURR/SETTLE CURR)	SHARES PAR VALUE	TRADE DATE BASE AMOUNT	INVESTMENT BASE COST	REALIZED GAIN/LOSS IN BASE CURRENCY
S	21-FEB-01 26-FEB-01	VEECO INSTRS INC DEL COM	2,700.000-	118,469 08	143,262.60-	24,793.52-
S	05-JUL-01 10-JUL-01	VITAL SIGNS INC COM	300.000-	7,859.25	11,771.25-	3,912.00-
S	06-JUL-01 11-JUL-01	VITAL SIGNS INC COM	100.000-	2,509.91	3,923.75-	1,413.84-
S	09-JUL-01 12-JUL-01	VITAL SIGNS INC COM	200.000-	4,799.84	7,847.50-	3,047.66-
S	10-JUL-01 13-JUL-01	VITAL SIGNS INC COM	200.000-	4,739.26	7,800.00-	3,060.74-
S	18-JUL-01 13-JUL-01	VITAL SIGNS INC COM	300.000-	7,160.94	11,700.00-	4,539.06-
S	11-JUL-01 16-JUL-01	VITAL SIGNS INC COM	1,800.000-	43,835.91	68,337.50-	24,501.59-
S	16-FEB-01 22-FEB-01	WJ COMMUNICATIONS INC COM	4,400.000-	44,608.35	102,467.71-	57,859.36-
S	20-FEB-01 23-FEB-01	WJ COMMUNICATIONS INC COM	3,000.000-	27,829.47	64,227.17-	36,397.70-
S	21-FEB-01 26-FEB-01	WJ COMMUNICATIONS INC COM	2,900.000-	21,397.23	48,797.60-	27,400.37-
S	19-MAR-01 22-MAR-01	WEBSense INC COM	2,200.000-	18,561.88	35,716.98-	17,155.10-



Mellon Bank, N A

(NI F540453
JOHN S AND JAMES L KNIGHT FD
NICHOLAS-APPLEGATE-MINI-CAP GR

TRANSACTION REPORT
FOR THE PERIOD 01 JANUARY 2001 THROUGH 31 DECEMBER 2001

RUN DATE 19-FEB-02
PAGE 94
M25701

TRAN CODE	EFFECTIVE/ CONTRACTUAL/ SETTLEMENT DATE	SECURITY DESCRIPTION (LOCAL CURR/SETTLE CURR)	SHARES PAR VALUE	TRADE DATE BASE AMOUNT	INVESTMENT BASE COST	REALIZED GAIN/LOSS IN BASE CURRENCY
3	21-MAR-01 26-MAR-01	WEBSENSE INC COM	1,500 000-	11,550 87	24,334 50-	12,803.63-
3	28-AUG-01 28-AUG-02	WEBSENSE INC COM	6,500 000-	122,070 00	103,991.33-	18,078.67
3	12-JUL-01 17-JUL-01	WEY SEAL INC CL A COM	3,300 000-	86,787 10	119,608.61-	32,821.51-
3	11-JUL-01 16-JUL-01	XTO ENERGY INC COM	4,050 000-	57,819 10	58,279.23-	440.13-
3	28-AUG-01 28-AUG-01	YORK INTL CORP NEW COM	2,000 000-	105,392.00	107,620.43-	2,228 43-
TOTAL						
EQUITY						
TRADED - SETTLED CURRENT PERIOD						
	U S DOLLAR			22,476,790 29	22,515,563.64-	38,773.35-
TRADED - PENDING SETTLEMENT						
	U S DOLLAR			0 00	0 00	0.00
SETTLED - TRADED PRIOR PERIOD						
	U S DOLLAR			49,602 41	0 00	

NI F540453
JOHN S AND JAMES L KNIGHT FD
NICHOLAS-APPLEGATE-MINI-CAP GR

TRANSACTION REPORT
FOR THE PERIOD 01 JANUARY 2001 THROUGH 31 DECEMBER 2001

RUN DATE: 19-FEB-02
PAGE: 95
M25701

TRAN CODE	EFFECTIVE/ CONTRACTUAL/ SETTLEMENT DATE	SECURITY DESCRIPTION (LOCAL CURR/SETTLE CURR)	SHARES PAR VALUE	TRADE DATE BASE AMOUNT	INVESTMENT BASE COST	REALIZED GAIN/LOSS IN BASE CURRENCY
TOTAL						
SALES						
TRADED - SETTLED CURRENT PERIOD						
	U.S. DOLLAR			31,398,791 40	31,437,564 75-	38,773.35-
TRADED - PENDING SETTLEMENT						
	U.S. DOLLAR			0.00	0 00	0.00
SETTLED - TRADED PRIOR PERIOD						
	U S. DOLLAR			49,602 41	0.00	



Mellon TrustSM

Mellon Bank, N.A

KNI F540453
JOHN S AND JAMES L KNIGHT FD
NICHOLAS-APPELATE-MINI-CAP GR

TRANSACTION REPORT
FOR THE PERIOD 01 JANUARY 2001 THROUGH 31 DECEMBER 2001

RUN DATE: 19-FEB-02
PAGE: 96
H25701

TRAN CODE	EFFECTIVE/ CONTRACTUAL/ SETTLEMENT DATE	SECURITY DESCRIPTION (LOCAL CURR/SETTLE CURR)	SHARES PAR VALUE	TRADE DATE BASE AMOUNT	INVESTMENT BASE COST	REALIZED GAIN/LOSS IN BASE CURRENCY
<u>CORPORATE ACTIONS</u>						
<u>U.S. DOLLAR</u>						
CD	04-JAN-01	RECV PROCEEDS AS A RESULT OF NASDAQ CLASS ACTION LITIGATION		884.79	0.00	884.79
CD	24-JAN-01	PAID AS A RESULT OF PROCEEDS REC'D FOR A LIT ON		9,369.93	0.00	9,369.93
CD	02-FEB-01	RECEIVED AS A RESULT OF THE NASDAQ LITIGATION FOR A/C		31,309.36	0.00	31,309.36
SS	26-FEB-01	2,000,000 AMERICAN EAGLE OUTFITTERS NEW STOCK SPLIT 1502 EX 26FEB, PAY 23FEB, REC 02FEB		0.00	0.00	
NH	30-AUG-01	3,800,000- AMERISOURCE HEALTH CORP CL A COM MERGER EFFECTIVE 30-AUG-01 TO AMERISOURCEBERGEN CO		0.00	189,367.25-	
NH	30-AUG-01	3,800,000 AMERISOURCEBERGEN CORP COM MERGER EFFECTIVE 30-AUG-01 FROM AMERISOURCE HEALTH C		0.00	189,367.25	
SS	23-JUL-01	1,250,000 APOLLO GRP INC UNIV PHOENIX ONLINE COM STOCK SPLIT 1502 EX 23JUL, PAY 20JUL, REC 10JUL		0.00	0.00	

KNI F540453
JOHN S AND JAMES L KNIGHT FD
NICHOLAS-APPELATE-MINI-CAP GR

TRANSACTION REPORT
FOR THE PERIOD 01 JANUARY 2001 THROUGH 31 DECEMBER 2001

RUN DATE: 19-FEB-02
PAGE: 97
H25701

TRAN CODE	EFFECTIVE/ CONTRACTUAL/ SETTLEMENT DATE	SECURITY DESCRIPTION (LOCAL CURR/SETTLE CURR)	SHARES PAR VALUE	TRADE DATE BASE AMOUNT	INVESTMENT BASE COST	REALIZED GAIN/LOSS IN BASE CURRENCY
SS	13-JUN-01	1,450,000 APPELEES INTL INC COM STOCK SPLIT 150X EX 13JUN, PAY 12JUN, REC 25MAY		0.00	0.00	
SS	26-FEB-01	7,900,000 ATLANTIC COAST AIRLS HLDGS INC COM STOCK SPLIT 2002 EX 26FEB, PAY 23FEB, REC 09FEB		0.00	0.00	
NH	11-JUN-01	8,439,000 AVNET INC COM MERGER EFFECTIVE 11-JUN-01 FROM KENT ELECTRS CORP		0.00	255,054.85	
CD	17-MAY-01	CELESTIAL SEASONINGS INC CUSIP NOW 405217100 RECEIVED CLASS ACTION PROCEEDS FOR THE CELESTIAL SEASONINGS		4,548.54	0.00	4,548.54
NH	01-JUN-01	2,700,000- CROSS TIMBERS OIL CO COM MERGER EFFECTIVE 01-JUN-01 TO KTO ENERGY INC COM		0.00	58,279.23-	
SS	19-MAR-01	925,000 ENGINEERED SUPPORT SYS INC STOCK SPLIT 1252 EX 19MAR, PAY 16MAR, REC 16FEB		0.00	0.00	
NH	11-JUN-01	9,700,000- KENT ELECTRS CORP MERGER EFFECTIVE 11-JUN-01 TO AVNET INC COM		0.00	255,054.85-	



Mellon Trust

Mellon Bank, N.A

KN1 F540453
JOHN S AND JAMES L KNIGHT FD
NICHOLAS-APPLGATE-MINI-CAP GR

TRANSACTION REPORT FOR THE PERIOD 01 JANUARY 2001 THROUGH 31 DECEMBER 2001

RUN DATE 19-FEB-02
PAGE 98
H25701

TRAN CODE	EFFECTIVE/ CONTRACTUAL/ SETTLEMENT DATE	SECURITY DESCRIPTION (LOCAL CURR/SETTLE CURR)	SHARES PAR VALUE	TRADE DATE BASE AMOUNT	INVESTMENT BASE COST	REALIZED GAIN/LOSS IN BASE CURRENCY
CD	28-SEP-01	MANHATTAN BAGEL INC MANHATTAN BAGEL CLASS ACTION		779 66	0 00	779 66
CD	18-JUL-01	MEDICAL RES INC COM PROCEEDS RECVD FROM MEDICAL RESOURCES SEC LIT CLASS		2,681 47	0 00	2,681.47
SD	20-AUG-01	247 000 NEW WORLD COFFEE INC COM NEW SHARES RECEIVED AS A RESULT OF MANHATTAN BAGEL SECURITIES		0 00	202 54	202.54
MW	28-SEP-01	247 000- NEW WORLD COFFEE INC COM NEW NOW CUSIP 649271103 MERGER EFFECTIVE: 28-SEP-01 TO NEW WORLD COFFEE MAN		0 00	202.54	
MH	28-SEP-01	247 000 NEW WORLD COFFEE MANHATTAN COM MERGER EFFECTIVE: 28-SEP-01 FROM NEW WORLD COFFEE INC		0 00	202.54	
MW	09-MAY-01	4,200 000- PATTERSON ENERGY INC MERGER EFFECTIVE: 09-MAY-01 TO PATTERSON UTI ENERGY		0 00	54,975.90-	
MH	09-MAY-01	8,700 000 PATTERSON UTI ENERGY INC COM MERGER EFFECTIVE 09-MAY-01 FROM PATTERSON ENERGY INC		0 00	125,704.65	

KN1 F540453
JOHN S AND JAMES L KNIGHT FD
NICHOLAS-APPLGATE-MINI-CAP GR

TRANSACTION REPORT FOR THE PERIOD 01 JANUARY 2001 THROUGH 31 DECEMBER 2001

RUN DATE 19-FEB-02
PAGE 99
H25701

TRAN CODE	EFFECTIVE/ CONTRACTUAL/ SETTLEMENT DATE	SECURITY DESCRIPTION (LOCAL CURR/SETTLE CURR)	SHARES PAR VALUE	TRADE DATE BASE AMOUNT	INVESTMENT BASE COST	REALIZED GAIN/LOSS IN BASE CURRENCY
SS	17-JAN-01	1,500,000 SCHOLASTIC CORP COM STOCK SPLIT 200X EX 17JAN, PAY 16JAN, REC 29DEC		0.00	0 00	
MW	09-MAY-01	4,500 000- UTI ENERGY CORP COM MERGER EFFECTIVE: 09-MAY-01 TO PATTERSON UTI ENERGY		0.00	70,728.75-	
MH	01-JUN-01	2,700,000 XTO ENERGY INC COM MERGER EFFECTIVE: 01-JUN-01 FROM CROSS TIMBERS OIL CO		0 00	58,279.23	
SS	06-JUN-01	1,350 000 XTO ENERGY INC COM STOCK SPLIT 150X EX 06JUN, PAY 05JUN, REC 23MAY		0 00	0.00	



Mellon TrustSM

Mellon Bank, N.A

KNI F540453
JOHN S AND JAMES L KNIGHT FD
NICHOLAS-APPLEGATE-MINI-CAP GR

TRANSACTION REPORT
FOR THE PERIOD 01 JANUARY 2001 THROUGH 31 DECEMBER 2001

RUN DATE 19-FEB-0
PAGE 101
M25701

TRAN CODE	EFFECTIVE/ CONTRACTUAL/ SETTLEMENT DATE	SECURITY DESCRIPTION (LOCAL CURR/SETTLE CURR)	SHARES PAR VALUE	TRADE DATE BASE AMOUNT	INVESTMENT BASE COST	REALIZED GAIN/LOSS IN BASE CURRENCY
TOTAL CORPORATE ACTIONS						
		U.S. DOLLAR		49,573.75	202.54	49,776.29
<u>TOTAL ACTIVITY OF U.S. DOLLAR</u>						
				36,157.58-	10,398,116.95-	11,002.94
<u>GRAND TOTAL ACTIVITY (BASE VALUE)</u>						
				36,157.58-	10,398,116.95-	11,002.94

KNI F540453
JOHN S AND JAMES L KNIGHT FD
NICHOLAS-APPLEGATE-MINI-CAP GR

FOREIGN EXCHANGE CONTRACT TRANSACTIONS
FOR THE PERIOD 01 JANUARY 2001 THROUGH 31 DECEMBER 2001

RUN DATE 19-FEB-0
PAGE:
M25401

TRAN CODE	UNITS	CONTRACT DESCRIPTION	TRADE DATE/ CONTRACT SETTLE DATE	ACTUAL PAY/REC SETTLE DATE	BASE COST	CURRENCY COST IN BASE	CURRENCY GAIN/LOSS	SETTLEMENT GAIN/LOSS
-----------	-------	----------------------	--	----------------------------------	-----------	--------------------------	-----------------------	-------------------------

* INDICATES PENDING SETTLEMENT

*** NO ACTIVITY FOR THIS PERIOD ***



Mellon Bank N.A

KNI F540453
JOHN S AND JAMES L KNIGHT FD
NICHOLAS-APPLEGATE-MINI-CAP GR

INTEREST EARNED
FOR THE PERIOD 01 JANUARY 2001 THROUGH 31 DECEMBER 2001

RUN DATE 19-FEB-02
PAGE 1
H25201

SECURITY DESCRIPTION	TRAN CODE	TRANSACTION DESCRIPTION	PAYMENT/EFFECTIVE DATE	TRADE DATE BASE VALUE OF AMOUNT RECEIVED	SETTLE DATE BASE VALUE OF AMOUNT RECEIVED
* INDICATES PENDING SETTLEMENT					
<u>U.S. DOLLAR</u>					
KNIGHT FOUNDATION PROPRIETARY VAR RT 12/31/2099DD 08/23/96 PAYMENT PERIOD 01-DEC-00 TO 31-DEC-00	IT	INTEREST RECEIVED	04-JAN-01	5,769 07	5,769 07
PAYMENT PERIOD 01-JAN-01 TO 31-JAN-01	IT	INTEREST RECEIVED	05-FEB-01	7,798 30	7,798 30
PAYMENT PERIOD 01-FEB-01 TO 28-FEB-01	IT	INTEREST RECEIVED	05-MAR-01	2,130 00	2,130 00
PAYMENT PERIOD 01-MAR-01 TO 31-MAR-01	IT	INTEREST RECEIVED	04-APR-01	3,021 20	3,021 20
PAYMENT PERIOD 01-APR-01 TO 30-APR-01	IT	INTEREST RECEIVED	03-MAY-01	2,990 48	2,990 48
PAYMENT PERIOD 01-MAY-01 TO 31-MAY-01	IT	INTEREST RECEIVED	05-JUN-01	578 81	578 81
PAYMENT PERIOD 01-JUN-01 TO 30-JUN-01	IT	INTEREST RECEIVED	05-JUL-01	1,616 51	1,616 51
PAYMENT PERIOD 01-JUL-01 TO 31-JUL-01	IT	INTEREST RECEIVED	03-AUG-01	1,909 63	1,909 63
PAYMENT PERIOD 01-AUG-01 TO 31-AUG-01	IT	INTEREST RECEIVED	06-SEP-01	2,106 67	2,106 67
SHORT TERM FDS INT ADJ	CM	NET OF OVERNIGHT INTEREST AND OVERDRAFT EXPENSES	31-MAY-01	11 96-	11 96-

27920.67

KNI F540453
JOHN S AND JAMES L KNIGHT FD
NICHOLAS-APPLEGATE-MINI-CAP GR

INTEREST EARNED
FOR THE PERIOD 01 JANUARY 2001 THROUGH 31 DECEMBER 2001

RUN DATE: 19-FEB-02
PAGE 2
H25201

SECURITY DESCRIPTION	TRAN CODE	TRANSACTION DESCRIPTION	PAYMENT/EFFECTIVE DATE	TRADE DATE BASE VALUE OF AMOUNT RECEIVED	SETTLE DATE BASE VALUE OF AMOUNT RECEIVED
BSDT-LATE MONEY DEPOSIT ACCT PAYMENT PERIOD 01-FEB-01 TO 28-FEB-01	IT	INTEREST RECEIVED	01-MAR-01	1 29	1.29
PAYMENT PERIOD 01-MAR-01 TO 31-MAR-01	IT	INTEREST RECEIVED	02-APR-01	0.25	0.25
PAYMENT PERIOD 01-MAY-01 TO 31-MAY-01	IT	INTEREST RECEIVED	01-JUN-01	0 01	0 01
PAYMENT PERIOD 01-JUL-01 TO 31-JUL-01	IT	INTEREST RECEIVED	01-AUG-01	0 01	0.01
SETTLED INTEREST RECEIVED - U.S. DOLLAR				27,910.27	27,910.27
PENDING INTEREST RECEIVED - U.S. DOLLAR				0 00	0.00
TOTAL NET INTEREST RECEIVED FOR PERIOD				27,910.27	27,910 27
LESS - INTEREST RECEIVABLE - BEGINNING OF PERIOD				5,769 07	
PLUS - INTEREST RECEIVABLE - END OF PERIOD				0 00	
INTEREST EARNED FOR PERIOD				22,141.20	

<10.40>



Mellon Trust

Mellon Bank N.A

KNI F540453
JOHN S AND JAMES L KNIGHT FD
NICHOLAS-APPEEGATE-MINI-CAP GR

TRANSACTION REPORT
FOR THE PERIOD 01 JANUARY 2001 THROUGH 31 DECEMBER 2001

RUN DATE 19-FEB-0
PAGE 10
H25701

TRAN CODE	EFFECTIVE/ CONTRACTUAL/ SETTLEMENT DATE	SECURITY DESCRIPTION (LOCAL CURR/SETTLE CURR)	SHARES PAR VALUE	TRADE DATE BASE AMOUNT	INVESTMENT BASE COST	REALIZED GAIN/LOSS IN BASE CURRENCY
TOTAL CORPORATE ACTIONS U.S. DOLLAR				49,573 75	202.54	49,776.29
TOTAL ACTIVITY OF U.S. DOLLAR				36,157 50-	10,398,114 95-	11,002.94
GRAND TOTAL ACTIVITY (BASE VALUE)				36,157 50-	10,398,116.95-	11,002.94

RECAPTURED
COMMISSION
CLASS ACTION
PROCEEDS FEES

2698 -

(16)

13,685.94

KNI F540453
JOHN S AND JAMES L KNIGHT FD
NICHOLAS-APPEEGATE-MINI-CAP GR

FOREIGN EXCHANGE CONTRACT TRANSACTIONS
FOR THE PERIOD 01 JANUARY 2001 THROUGH 31 DECEMBER 2001

RUN DATE 19-FEB-0
PAGE 1
H25401

TRAN CODE	UNITS	CONTRACT DESCRIPTION	TRADE DATE/ CONTRACT SETTLE DATE	ACTUAL PAY/REC SETTLE DATE	BASE COST	CURRENCY COST IN BASE	CURRENCY GAIN/LOSS	SETTLEMENT GAIN/LOSS
-----------	-------	----------------------	--	----------------------------------	-----------	--------------------------	-----------------------	-------------------------

INDICATES PENDING SETTLEMENT

*** NO ACTIVITY FOR THIS PERIOD ***



Mellon TrustSM

Mellon Bank, N.A

KNI F540455
JOHN S AND JAMES L KNIGHT FD
KF INTERNAL ACCOUNT

TRANSACTION REPORT
FOR THE PERIOD 01 JANUARY 2001 THROUGH 31 DECEMBER 2001

RUN DATE 19-FEB-0
PAGE: 2
M25701

TRAN CODE	EFFECTIVE/ CONTRACTUAL/ SETTLEMENT DATE	SECURITY DESCRIPTION (LOCAL CURR/SETTLE CURR)	SHARES PAR VALUE	TRADE DATE BASE AMOUNT	INVESTMENT BASE COST	REALIZED GAIN/LOSS IN BASE CURRENCY
SALES						
EQUITY						
U.S. DOLLAR						
S	30-MAR-01 04-APR-01 16-APR-01	AMDOCS LTD COM	18,593 000-	672,849.81	54,291.56-	818,557.45
S	09-MAY-01 14-MAY-01	AMDOCS LTD COM	18,526 000-	1,118,940.51	54,095.92-	1,064,844.59
S	04-DEC-01 07-DEC-01 19-DEC-01	AMDOCS LTD COM	13,668 000-	444,844.40	39,910.56-	404,933.84
S	05-JUL-01 10-JUL-01	RADWARE LTD COM	7,062 000-	122,148.52	40,465.26-	81,703.26
S	01-FEB-01 07-FEB-01	AGILE SOFTWARE CORP DEL COM	11,445 000-	547,806.95	6,638.10-	541,168.85
S	15-MAY-01 18-MAY-01	AGILE SOFTWARE CORP DEL COM	11,512 000-	209,166.05	6,676.96-	202,489.09
S	24-JAN-01 29-JAN-01	AVICI SYS INC COM	8,990.000-	302,614.87	75,066.50-	227,548.37
S	15-MAY-01 18-MAY-01	BSQUARE CORP	10,360.000-	83,289.54	18,648.00-	64,641.54
S	27-MAR-01 30-MAR-01 17-APR-01	CIENA CORP COM	103,684.000-	5,815,312.07	202,052.57-	5,613,259.50

KNI F540455
JOHN S AND JAMES L KNIGHT FD
KF INTERNAL ACCOUNT

TRANSACTION REPORT
FOR THE PERIOD 01 JANUARY 2001 THROUGH 31 DECEMBER 2001

RUN DATE: 19-FEB-0
PAGE: 2
M25701

TRAN CODE	EFFECTIVE/ CONTRACTUAL/ SETTLEMENT DATE	SECURITY DESCRIPTION (LOCAL CURR/SETTLE CURR)	SHARES PAR VALUE	TRADE DATE BASE AMOUNT	INVESTMENT BASE COST	REALIZED GAIN/LOSS IN BASE CURRENCY
S	27-JUL-01 01-AUG-01	CONVERSYS CORP COM	16,278.000-	516,646.66	90,017.34-	426,629.12
S	24-JAN-01 29-JAN-01	CORVIS CORP COM	195,943.000-	4,766,350.53	745,249.61-	4,021,100.92
S	02-JAN-01 05-JAN-01	COVENTRY HEALTH CARE INC COM	18,965.000-	382,967.02	180,650.00-	202,317.02
S	28-AUG-01 31-AUG-01	GLOBAL SPORTS INC COM	3,000.000-	48,306.15	34,320.00-	5,986.15
S	29-AUG-01 04-SEP-01 14-SEP-01	GLOBAL SPORTS INC COM	37,137.000-	540,695.34	252,520.08-	288,175.26
S	19-JAN-01 24-JAN-01	GLOBESPAN SEMICONDUCTOR INC	10,302.000-	435,376.83	86,198.62-	349,178.21
S	08-MAY-01 11-MAY-01 14-MAY-01	GOTU.COM INC COM	44,174.000-	843,143.02	161,116.26-	682,026.76
S	08-MAY-01 11-MAY-01 14-MAY-01	GOTU.COM INC COM	44,174.000-	847,555.28	34,013.98-	813,541.30
S	04-JAN-01 09-JAN-01	HANDSPRING INC COM	24,426.000-	951,966.93	12,114.30-	939,852.63
S	24-JAN-01 29-JAN-01	HANDSPRING INC COM	24,411.000-	1,107,365.65	12,107.86-	1,095,257.79



Mellon Bank, N.A

KNI F540455
JOHN S AND JAMES L KNIGHT FD
KF INTERNAL ACCOUNT

TRANSACTION REPORT
FOR THE PERIOD 01 JANUARY 2001 THROUGH 31 DECEMBER 2001

RUN DATE: 19-FEB-02
PAGE: 22
M25701

TRAN CODE	EFFECTIVE/ CONTRACTUAL/ SETTLEMENT DATE	SECURITY DESCRIPTION (LOCAL CURR/SETTLE CURR)	SHARES PAR VALUE	TRADE DATE BASE AMOUNT	INVESTMENT BASE COST	REALIZED GAIN/LOSS IN BASE CURRENCY
S	06-MAR-01 09-MAR-01	HANDSPRING INC COM	49,005 000-	1,142,827 11	24,306 48-	1,118,520.63
S	26-MAR-01 29-MAR-01	HANDSPRING INC COM	24,640 000-	320,018 58	12,221 44-	307,797.14
S	15-MAY-01 16-MAY-01	HANDSPRING INC COM	24,659 000-	250,302 69	12,230.86-	238,071.83
S	03-DEC-01 06-DEC-01	HANDSPRING INC COM	105,175 000-	706,394 86	52,166 80-	654,228.06
S	01-NOV-01 06-NOV-01	JUNIPER NETWORKS INC COM	4,305 000-	93,716 72	47,505 68-	46,211.04
FC	19-DEC-00 22-DEC-00 08-JAN-01	KANA COMMUNICATIONS INC COM	17,887 000-	217,761 60	0 00	
FC	22-DEC-00 28-DEC-00 08-JAN-01	KANA COMMUNICATIONS INC COM	15,000 000-	148,120 06	0 00	
S	03-JAN-01 08-JAN-01	KANA COMMUNICATIONS INC COM	15,000.000-	149,995 00	6,150 00-	143,845.00
S	24-DEC-01 28-DEC-01	NETSCOUT SYS INC COM	4,373 000-	37,038 87	27,934 72-	9,103.35
S	12-JUL-01 17-JUL-01	1 800 FLOWERS COM INC CL A COM	14,203 000-	191,028 24	148,116 87-	42,911.37
S	17-JUL-01 20-JUL-01	1-800 FLOWERS COM INC CL A COM	6,990 000-	87,279 82	72,905.70-	14,374.12

KNI F540455
JOHN S AND JAMES L KNIGHT FD
KF INTERNAL ACCOUNT

TRANSACTION REPORT
FOR THE PERIOD 01 JANUARY 2001 THROUGH 31 DECEMBER 2001

RUN DATE: 19-FEB-02
PAGE: 25
M25701

TRAN CODE	EFFECTIVE/ CONTRACTUAL/ SETTLEMENT DATE	SECURITY DESCRIPTION (LOCAL CURR/SETTLE CURR)	SHARES PAR VALUE	TRADE DATE BASE AMOUNT	INVESTMENT BASE COST	REALIZED GAIN/LOSS IN BASE CURRENCY
S	18-JUL-01 23-JUL-01 24-JUL-01	1-800 FLOWERS COM INC CL A COM	500 000-	6,249.79	5,215.00-	1,034.79
S	19-JUL-01 24-JUL-01 31-JUL-01	1-800 FLOWERS COM INC CL A COM	1,587 000-	19,836.83	16,552.41-	3,284.42
S	19-JUL-01 24-JUL-01 31-JUL-01	1-800 FLOWERS COM INC CL A COM	5,104.000-	66,349 78	53,234.72-	13,115.06
S	26-JUL-01 31-JUL-01 07-AUG-01	1-800 FLOWERS COM INC CL A COM	1,400.000-	18,316.42	14,602.00-	3,714.42
S	02-AUG-01 07-AUG-01	1-800 FLOWERS COM INC CL A COM	6,721 000-	79,183.51	70,100.03-	9,083.48
S	06-AUG-01 09-AUG-01	1-800 FLOWERS COM INC CL A COM	2,133.000-	25,595.14	22,247.19-	3,347.95
S	08-AUG-01 13-AUG-01	1-800 FLOWERS COM INC CL A COM	4,104 000-	51,298.29	42,804.72-	8,493.57
S	24-AUG-01 29-AUG-01	1-800 FLOWERS COM INC CL A COM	14,469.000-	185,309.88	150,911.67-	34,398.21
S	07-DEC-01 12-DEC-01	1-800 FLOWERS COM INC CL A COM	7,482.000-	112,645.23	78,037.26-	34,607.97
S	06-FEB-01 09-FEB-01	PARADIGM GENETICS INC COM	9,659.000-	93,541.64	48,295.00-	45,246.64



Mellon Bank, N.A

KNI F540455
JOHN S AND JAMES L KNIGHT FD
KF INTERNAL ACCOUNT

TRANSACTION REPORT
FOR THE PERIOD 01 JANUARY 2001 THROUGH 31 DECEMBER 2001

RUN DATE: 19-FEB-02
PAGE: 24
M25701

TRAN CODE	EFFECTIVE/ CONTRACTUAL/ SETTLEMENT DATE	SECURITY DESCRIPTION (LOCAL CURR/SETTLE CURR)	SHARES PAR VALUE	TRADE DATE BASE AMOUNT	INVESTMENT BASE COST	REALIZED GAIN/LOSS IN BASE CURRENCY
S	26-MAR-01 29-MAR-01	PARADIGM GENETICS INC COM	9,659 000-	48,100 21	47,585 04-	515.15
S	29-JAN-01 01-FEB-01	PEGASUS COMMUNICATIONS CORP CL	14,635.000-	369,989 70	91,265.32-	278,724.38
S	29-JAN-01 01-FEB-01	PEGASUS COMMUNICATIONS CORP CL	9,945.000-	249,618.16	61,844.97-	187,765.19
S	02-MAR-01 07-MAR-01 16-MAR-01	RATIONAL SOFTWARE CORP NEW COM	19,875.000-	586,674.53	135,150.00-	451,524.53
S	28-MAR-01 02-APR-01 10-APR-01	RATIONAL SOFTWARE CORP NEW COM	22,721 000-	481,187 46	154,502.80-	326,684.66
S	19-JUL-01 24-JUL-01 31-JUL-01	SELECT MED CORP DC COM	3,000.000-	56,128 12	19,530.00-	36,598.12
S	30-JUL-01 02-AUG-01	SELECT MED CORP DC COM	3,408 000-	63,011.81	22,186.08-	40,825.73
S	24-DEC-01 28-DEC-01	SELECT MED CORP DC COM	6,146 000-	98,148.34	34,630.16-	61,518.18
S	26-DEC-01 31-DEC-01	SELECT MED CORP DC COM	10,000 000-	160,494.64	59,608 80-	100,894.64
S	23-JAN-01 26-JAN-01 08-FEB-01	SELECTICA INC DEL COM	68,814 000-	688,111.92	89,956 58-	598,155.34

KNI F540455
JOHN S AND JAMES L KNIGHT FD
KF INTERNAL ACCOUNT

TRANSACTION REPORT
FOR THE PERIOD 01 JANUARY 2001 THROUGH 31 DECEMBER 2001

RUN DATE: 19-FEB-01
PAGE: 21
M25701

TRAN CODE	EFFECTIVE/ CONTRACTUAL/ SETTLEMENT DATE	SECURITY DESCRIPTION (LOCAL CURR/SETTLE CURR)	SHARES PAR VALUE	TRADE DATE BASE AMOUNT	INVESTMENT BASE COST	REALIZED GAIN/LOSS IN BASE CURRENCY
S	23-JAN-01 26-JAN-01 08-FEB-01	SELECTICA INC DEL COM	50,000.000-	496,858.33	46,000.00-	450,858.33
S	24-JAN-01 29-JAN-01 13-FEB-01	SELECTICA INC DEL COM	23,220.000-	244,511.98	102,749.22-	142,762.76
SC	28-DEC-00 03-JAN-01	SONUS NETWORKS INC COM	304,802.000	7,928,306 29-	107,149.73	7,821,156.56-
S	28-DEC-00 03-JAN-01	SONUS NETWORKS INC COM	37,698.000-	980,575.23	34,331.57-	946,243.66
S	28-DEC-00 03-JAN-01	SONUS NETWORKS INC COM	267,104.000-	6,947,731.07	72,818.16-	6,874,912.91
S	10-JAN-01 16-JAN-01	SONUS NETWORKS INC COM	78,344.000-	1,820,896.73	47,020.72-	1,773,876.01
S	10-JAN-01 16-JAN-01	SONUS NETWORKS INC COM	126,458.000-	2,974,317.43	33,561.95-	2,942,755.48
S	10-JAN-01 16-JAN-01	SONUS NETWORKS INC COM	100,000 000-	2,146,928.43	26,540.00-	2,120,388.43
S	15-FEB-01 21-FEB-01	SONUS NETWORKS INC COM	78,344.000-	3,159,805 89	3,164,807.73-	5,001.84-
S	30-JUL-01 02-AUG-01	TELLABS INC COM	798.000-	13,413.42	3,335.64-	10,277.78
S	11-DEC-01 14-DEC-01 17-DEC-01	USINTERNETWORKING INC COM	100,000.000-	24,861.65	278,049.47-	253,187.82-



Mellon Trust

Mellon Bank, N.A

TRANSACTION REPORT
FOR THE PERIOD 01 JANUARY 2001 THROUGH 31 DECEMBER 2001

RUN DATE 19-FEB-02
PAGE 26
M25701

KNI F540455
JOHN S AND JAMES L KNIGHT FD
KF INTERNAL ACCOUNT

TRAN CODE	EFFECTIVE/ CONTRACTUAL/ SETTLEMENT DATE	SECURITY DESCRIPTION (LOCAL CURR/SETTLE CURR)	SHARES PAR VALUE	TRADE DATE BASE AMOUNT	INVESTMENT BASE COST	REALIZED GAIN/LOSS IN BASE CURRENCY
TOTAL EQUITY						
TRADED	-	SETTLED CURRENT PERIOD				
U S	DOLLAR			45,199,871 80	7,538,157.46-	37,661,714.34
TRADED	-	PENDING SETTLEMENT				
U S	DOLLAR			7,928,306 29-	107,149 73	7,821,156 56-
SETTLED	-	TRADED PRIOR PERIOD				
U S	DOLLAR			365,881 66	0.00	
TOTAL SALES						
TRADED	-	SETTLED CURRENT PERIOD				
U S	DOLLAR			45,199,871 80	7,538,157 46-	37,661,714 34
TRADED	-	PENDING SETTLEMENT				
U S	DOLLAR			7,928,306 29-	107,149 73	7,821,156 56-
SETTLED	-	TRADED PRIOR PERIOD				
U S	DOLLAR			365,881 66	0.00	

KNI F540455
JOHN S AND JAMES L KNIGHT FD
KF INTERNAL ACCOUNT

TRANSACTION REPORT
FOR THE PERIOD 01 JANUARY 2001 THROUGH 31 DECEMBER 2001

RUN DATE 19-FEB-02
PAGE 27
M25701

TRAN CODE	EFFECTIVE/ CONTRACTUAL/ SETTLEMENT DATE	SECURITY DESCRIPTION (LOCAL CURR/SETTLE CURR)	SHARES PAR VALUE	TRADE DATE BASE AMOUNT	INVESTMENT BASE COST	REALIZED GAIN/LOSS IN BASE CURRENCY
CORPORATE ACTIONS						
U.S. DOLLAR						
CD	02-FEB-01	RECEIVED AS A RESULT OF THE NASDAQ LITIGATION FOR A/C		880.67	0 00	880.67
TOTAL CORPORATE ACTIONS						
U.S.	DOLLAR			880 67	0.00	880.67



Mellon TrustSM

Mellon Bank, N.A

KNI F540455
JOHN S AND JAMES L KNIGHT FD
KF INTERNAL ACCOUNT

TRANSACTION REPORT
FOR THE PERIOD 01 JANUARY 2001 THROUGH 31 DECEMBER 2001

RUN DATE 19-FEB-01
PAGE 21
M25701

TRAN CODE	EFFECTIVE/ CONTRACTUAL/ SETTLEMENT DATE	SECURITY DESCRIPTION (LOCAL CURR/SETTLE CURR)	SHARES PAR VALUE	TRADE DATE BASE AMOUNT	INVESTMENT BASE COST	REALIZED GAIN/LOSS IN BASE CURRENCY
<u>TOTAL ACTIVITY OF U.S. DOLLAR</u>				20,993,102 50-	148,914.46	29,841,438.45
<u>GRAND TOTAL ACTIVITY (BASE VALUE)</u>				20,993,102 50-	148,914.46	29,841,438.45

29,841,438.45

KNI F540455
JOHN S AND JAMES L KNIGHT FD
KF INTERNAL ACCOUNT

FOREIGN EXCHANGE CONTRACT TRANSACTIONS
FOR THE PERIOD 01 JANUARY 2001 THROUGH 31 DECEMBER 2001

RUN DATE 19-FEB-01
PAGE 21
M25401

TRAN CODE	UNITS	CONTRACT DESCRIPTION	TRADE DATE/ CONTRACT SETTLE DATE	ACTUAL PAY/REC SETTLE DATE	BASE COST	CURRENCY COST IN BASE	CURRENCY GAIN/LOSS	SETTLEMEN GAIN/LOSS
-----------	-------	----------------------	--	----------------------------------	-----------	--------------------------	-----------------------	------------------------

* INDICATES PENDING SETTLEMENT

*** NO ACTIVITY FOR THIS PERIOD ***



Mellon Bank, N A

INTEREST EARNED
FOR THE PERIOD 01 JANUARY 2001 THROUGH 31 DECEMBER 2001

RUN DATE 19-FEB-02
PAGE 1
M25201

NI F540455
JOHN S AND JAMES L KNIGHT FD
F INTERNAL ACCOUNT

<u>SECURITY DESCRIPTION</u>	<u>TRAN CODE</u>	<u>TRANSACTION DESCRIPTION</u>	<u>PAYMENT/ EFFECTIVE DATE</u>	<u>TRADE DATE BASE VALUE OF AMOUNT RECEIVED</u>	<u>SETTLE DATE BASE VALUE OF AMOUNT RECEIVED</u>
* INDICATES PENDING SETTLEMENT					
<u>U.S. DOLLAR</u>					
USD (UNITED STATES DOLLAR)	CD	REP INTEREST EARNED FROM SALE OF GOTO COM	26-JUN-01	45,404 87	45,404 87
	CD	INTEREST EARNED FROM THE SALE OF GLOBAL SPORTS INC	14-SEP-01	526.68	526 68
SETTLED INTEREST RECEIVED - U.S. DOLLAR				45,931 55	45,931 55
PENDING INTEREST RECEIVED - U S DOLLAR				0 00	0.00
TOTAL NET INTEREST RECEIVED FOR PERIOD				45,931 55	45,931 55
LESS - INTEREST RECEIVABLE - BEGINNING OF PERIOD				0 00	
PLUS - INTEREST RECEIVABLE - END OF PERIOD				0 00	
INTEREST EARNED FOR PERIOD				45,931 55	

NI F540455
JOHN S AND JAMES L KNIGHT FD
F INTERNAL ACCOUNT

DIVIDENDS EARNED
FOR THE PERIOD 01 JANUARY 2001 THROUGH 31 DECEMBER 2001

RUN DATE: 19-FEB-02
PAGE 1
M25301

<u>SECURITY DESCRIPTION</u>	<u>TRAN CODE</u>	<u>TRANSACTION DESCRIPTION</u>	<u>PAYMENT/ EFFECTIVE DATE</u>	<u>EX DATE BASE VALUE OF AMOUNT RECEIVED</u>
<u>U.S. DOLLAR</u>				
LUCCENT TECHNOLOGIES INC COM	DVC	DIVIDEND RECEIVED	14-DEC-00	290.16-
DIVIDENDS RECEIVED - U S DOLLAR				290 16-
LESS - DIVIDENDS RECEIVABLE - BEGINNING OF PERIOD				0.00
PLUS - DIVIDENDS RECEIVABLE - END OF PERIOD				0 00
DIVIDENDS EARNED FOR PERIOD				290.16-



Mellon Bank, N.A

KNI F540440
JOHN S AND JAMES L KNIGHT FD
PROPRIETARY FUND

TRANSACTION REPORT
FOR THE PERIOD 01 JANUARY 2001 THROUGH 31 DECEMBER 2001

RUN DATE: 19-FEB-01
PAGE: 231
M25701

TRAN CODE	EFFECTIVE/ CONTRACTUAL/ SETTLEMENT DATE	SECURITY DESCRIPTION (LOCAL CURR/SETTLE CURR)	SHARES PAR VALUE	TRADE DATE BASE AMOUNT	INVESTMENT BASE COST	REALIZED GAIN/LOSS IN BASE CURRENCY
S	31-DEC-01	MCHASE 2 REPO REPO	10,000,000.000-	10,000,000.00	10,000,000.00-	
	02-JAN-02	01 9202 01/02/2002 DD 12/31/01				
	PAYMENT PERIOD 31-DEC-01 TO 01-JAN-02					
S	31-DEC-01	GOLDMAN CAT 2 REPO	1,028,156.000-	1,028,156.00	1,028,156.00-	
	02-JAN-02	01 9052 01/02/2002 DD 12/31/01				
	PAYMENT PERIOD 31-DEC-01 TO 01-JAN-02					
TOTAL						
CASH & CASH EQUIVALENTS						
TRADED - SETTLED CURRENT PERIOD						
	U.S. DOLLAR			6,065,413,496.23	6,065,413,496.23-	0.00
TRADED - PENDING SETTLEMENT						
	U.S. DOLLAR			29,028,156.00	29,028,156.00-	0.00
SETTLED - TRADED PRIOR PERIOD						
	U.S. DOLLAR			769,853.00	0.00	
FIXED INCOME SECURITIES						
U.S. DOLLAR						
S	07-NOV-01	FEDERAL HOME LN BK CONS BDS	2,000,000.000-	2,027,500.00	2,019,890.00-	7,610.00
	08-NOV-01	3.625X 10/15/2004 DD 10/04/01				
	PAYMENT PERIOD 15-OCT-01 TO 07-NOV-01					
S	14-NOV-01	FEDERAL HOME LN BK CONS BDS	2,000,000.000-	2,009,180.00	2,019,890.00-	10,710.00-
	15-NOV-01	3.625X 10/15/2004 DD 10/04/01				
	16-NOV-01					
	PAYMENT PERIOD 15-OCT-01 TO 14-NOV-01					

KNI F540440
JOHN S AND JAMES L KNIGHT FD
PROPRIETARY FUND

TRANSACTION REPORT
FOR THE PERIOD 01 JANUARY 2001 THROUGH 31 DECEMBER 2001

RUN DATE: 19-FEB-01
PAGE: 231
M25701

TRAN CODE	EFFECTIVE/ CONTRACTUAL/ SETTLEMENT DATE	SECURITY DESCRIPTION (LOCAL CURR/SETTLE CURR)	SHARES PAR VALUE	TRADE DATE BASE AMOUNT	INVESTMENT BASE COST	REALIZED GAIN/LOSS IN BASE CURRENCY
S	19-DEC-01	FEDERAL HOME LN BK CONS BDS	6,500,000.000-	6,426,225.00	6,522,590.00-	96,365.00-
	20-DEC-01	3.625X 10/15/2004 DD 10/04/01				
	PAYMENT PERIOD 15-OCT-01 TO 19-DEC-01					
S	27-DEC-01	FEDERAL HOME LN BK CONS BDS	3,200,000.000-	3,157,792.00	3,192,935.00-	35,143.00-
	28-DEC-01	3.625X 10/15/2004 DD 10/04/01				
	PAYMENT PERIOD 15-OCT-01 TO 27-DEC-01					
S	26-JAN-01	FEDERAL HOME LN MTS CORP DEBS	4,000,000.000-	4,105,564.59	3,940,040.00-	164,724.59
	26-JAN-01	5.750X 07/15/2003 DD 06/30/98				
	PAYMENT PERIOD 15-JAN-01 TO 25-JAN-01					
S	27-JUL-01	FEDERAL HOME LN MTS CORP DEBS	5,000,000.000-	5,214,250.00	5,223,435.11-	9,185.11-
	30-JUL-01	6.250X 07/15/2004 DD 07/12/99				
	PAYMENT PERIOD 15-JUL-01 TO 29-JUL-01					
S	04-OCT-01	FEDERAL HOME LN MTS CORP DEBS	3,000,000.000-	3,217,383.00	3,134,061.06-	83,321.94
	05-OCT-01	6.250X 07/15/2004 DD 07/12/99				
	PAYMENT PERIOD 15-JUL-01 TO 04-OCT-01					
S	05-OCT-01	FEDERAL HOME LN MTS CORP DEBS	2,000,000.000-	2,147,760.00	2,089,374.04-	58,385.96
	05-OCT-01	6.250X 07/15/2004 DD 07/12/99				
	PAYMENT PERIOD 15-JUL-01 TO 04-OCT-01					
S	10-MAY-01	FEDERAL HOME LN MTS DEBS	3,200,000.000-	3,322,400.00	3,320,020.50-	2,379.50
	11-MAY-01	6.375X 11/15/2003 DD 11/17/00				
	PAYMENT PERIOD 17-NOV-00 TO 10-MAY-01					
S	16-MAY-01	FEDERAL HOME LN MTS DEBS	6,750,000.000-	6,991,987.50	6,973,665.00-	18,322.50
	17-MAY-01	6.375X 11/15/2003 DD 11/17/00				
	PAYMENT PERIOD 15-MAY-01 TO 16-MAY-01					
S	15-JUN-01	FEDERAL HOME LN MTS DEBS	2,550,000.000-	2,654,193.00	2,630,835.00-	23,358.00
	18-JUN-01	6.375X 11/15/2003 DD 11/17/00				
	PAYMENT PERIOD 15-MAY-01 TO 17-JUN-01					



Mellon Bank, N.A

KNI F540460
JOHN S AND JAMES L KNIGHT FD
PROPRIETARY FUND

TRANSACTION REPORT
FOR THE PERIOD 01 JANUARY 2001 THROUGH 31 DECEMBER 2001

RUN DATE 19-FEB-02
PAGE 239
M25701

TRAN CODE	EFFECTIVE/ CONTRACTUAL SETTLEMENT DATE	SECURITY DESCRIPTION (LOCAL CURR/SETTLE CURR)	SHARES PAR VALUE	TRADE DATE BASE AMOUNT	INVESTMENT BASE COST	REALIZED GAIN/LOSS IN BASE CURRENCY
S	02-JAN-01	U S TREASURY NOTES 02-JAN-01 06.375% 08/15/2002 DD 08/15/92	1,700,000 000-	1,733,734 37	1,728,156.25-	5,578.12
		PAYMENT PERIOD 15-AUG-00 TO 01-JAN-01				
S	08-JAN-01	U S TREASURY NOTES 08-JAN-01 06.375% 08/15/2002 DD 08/15/92	300,000.000-	307,687 50	304,968.75-	2,718 75
		PAYMENT PERIOD 15-AUG-00 TO 07-JAN-01				
S	02-JAN-01	U S TREASURY NOTES 02-JAN-01 06.500% 05/31/2002 DD 06/02/97	350,000 000-	356,234 38	351,175.78-	5,058.60
		PAYMENT PERIOD 30-NOV-00 TO 01-JAN-01				
S	03-JUL-01	U S TREASURY NOTES 03-JUL-01 05.750% 11/30/2002 DD 11/30/97	2,000,000 000-	2,044,687 50	2,035,312.50-	9,375 00
		PAYMENT PERIOD 31-MAY-01 TO 02-JUL-01				
S	30-APR-01	U S TREASURY NOTES 01-MAY-01 05.750% 04/30/2003 DD 04/30/98	2,750,000 000-	2,822,402 34	2,787,382 81-	35,019.53
		PAYMENT PERIOD 31-OCT-00 TO 30-APR-01				
S	16-MAY-01	U S TREASURY NOTES 17-MAY-01 05.750% 04/30/2003 DD 04/30/98	250,000 000-	256,738 28	253,398.44-	3,339.84
		PAYMENT PERIOD 30-APR-01 TO 16-MAY-01				
S	26-MAR-01	U S TREASURY NOTES 27-MAR-01 04.250% 11/15/2005 DD 11/15/98	1,200,000.000-	1,196,531.25	1,181,906.24-	14,625.01
		PAYMENT PERIOD 15-NOV-00 TO 26-MAR-01				

KNI F540460
JOHN S AND JAMES L KNIGHT FD
PROPRIETARY FUND

TRANSACTION REPORT
FOR THE PERIOD 01 JANUARY 2001 THROUGH 31 DECEMBER 2001

RUN DATE: 19-FEB-02
PAGE 240
M25701

TRAN CODE	EFFECTIVE/ CONTRACTUAL SETTLEMENT DATE	SECURITY DESCRIPTION (LOCAL CURR/SETTLE CURR)	SHARES PAR VALUE	TRADE DATE BASE AMOUNT	INVESTMENT BASE COST	REALIZED GAIN/LOSS IN BASE CURRENCY
TOTAL						
FIXED INCOME SECURITIES						
TRADED	-	SETTLED CURRENT PERIOD				
		U.S. DOLLAR		49,992,250.71	49,789,834.48-	202,414.23
TRADED	-	PENDING SETTLEMENT				
		U.S. DOLLAR		0.00	0.00	0.00
SETTLED	-	TRADED PRIOR PERIOD				
		U.S. DOLLAR		0.00	0.00	
TOTAL						
SALES						
TRADED	-	SETTLED CURRENT PERIOD				
		U.S. DOLLAR		6,115,405,746.94	6,115,123,332.71-	282,414.23
TRADED	-	PENDING SETTLEMENT				
		U.S. DOLLAR		29,828,156.00	29,828,156.00-	0.00
SETTLED	-	TRADED PRIOR PERIOD				
		U.S. DOLLAR		769,853.00	0.00	



Mellon TrustSM

Mellon Bank, N.A

KNI F540460
JOHN S AND JAMES L KNIGHT FD
PROPRIETARY FUND

TRANSACTION REPORT
FOR THE PERIOD 01 JANUARY 2001 THROUGH 31 DECEMBER 2001

RUN DATE: 19-FEB-02
PAGE: 241
M25701

TRAN CODE	EFFECTIVE/ CONTRACTUAL/ SETTLEMENT DATE	SECURITY DESCRIPTION (LOCAL CURR/SETTLE CURR)	SHARES PAR VALUE	TRADE DATE BASE AMOUNT	INVESTMENT BASE COST	REALIZED GAIN/LOSS IN BASE CURRENCY
PRINCIPAL PAYMENTS (M INDICATES PENDING SETTLEMENT)						
FIXED INCOME SECURITIES						
U.S. DOLLAR						
PD	25-JAN-01	BMW VEHICLE OWNER 99-A CL A2	63,120.650-	63,120 65	63,120.50-	.15
	25-JAN-01	6.160% 12/25/2001 DD 09/29/99				
	PAYMENT PERIOD 25-JAN-01 TO 24-FEB-01					
PD	25-FEB-01	BMW VEHICLE OWNER 99-A CL A2	70,608.920-	70,608 92	70,608.76-	.16
	25-FEB-01	6.160% 12/25/2001 DD 09/29/99				
	26-FEB-01					
	PAYMENT PERIOD 25-FEB-01 TO 24-MAR-01					
PD	25-MAR-01	BMW VEHICLE OWNER 99-A CL A2	67,772.210-	67,772 21	67,772.05-	.16
	25-MAR-01	6.160% 12/25/2001 DD 09/29/99				
	26-MAR-01					
	PAYMENT PERIOD 25-MAR-01 TO 24-APR-01					

KNI F540460
JOHN S AND JAMES L KNIGHT FD
PROPRIETARY FUND

TRANSACTION REPORT
FOR THE PERIOD 01 JANUARY 2001 THROUGH 31 DECEMBER 2001

RUN DATE: 19-FEB-02
PAGE: 242
M25701

TRAN CODE	EFFECTIVE/ CONTRACTUAL/ SETTLEMENT DATE	SECURITY DESCRIPTION (LOCAL CURR/SETTLE CURR)	SHARES PAR VALUE	TRADE DATE BASE AMOUNT	INVESTMENT BASE COST	REALIZED GAIN/LOSS IN BASE CURRENCY
TOTAL FIXED INCOME SECURITIES						
		TRADED - SETTLED CURRENT PERIOD				
		U.S. DOLLAR		201,501.78	201,501.31-	0.47
		TRADED - PENDING SETTLEMENT				
		U.S. DOLLAR		0.00	0.00	0.00
		SETTLED - TRADED PRIOR PERIOD				
		U.S. DOLLAR		0.00	0.00	
TOTAL PRINCIPAL PAYMENTS						
		TRADED - SETTLED CURRENT PERIOD				
		U.S. DOLLAR		201,501.78	201,501.31-	0.47
		TRADED - PENDING SETTLEMENT				
		U.S. DOLLAR		0.00	0.00	0.00
		SETTLED - TRADED PRIOR PERIOD				
		U.S. DOLLAR		0.00	0.00	



Mellon Trust

Mellon Bank, N.A

TRANSACTION REPORT
FOR THE PERIOD 01 JANUARY 2001 THROUGH 31 DECEMBER 2001

RUN DATE 19-FEB-02
PAGE 243
M25701

KNI F540460
JOHN S AND JAMES L KNIGHT FD
PROPRIETARY FUND

Table with columns: TRAM CODE, EFFECTIVE/CONTRACTUAL/SETTLEMENT DATE, SECURITY DESCRIPTION (LOCAL CURR/SETTLE CURR), SHARES PAR VALUE, TRADE DATE BASE AMOUNT, INVESTMENT BASE COST, REALIZED GAIN/LOSS IN BASE CURRENCY. Includes sub-section MATURITIES and CASH & CASH EQUIVALENTS U.S. DOLLAR.

KNI F540460
JOHN S AND JAMES L KNIGHT FD
PROPRIETARY FUND

TRANSACTION REPORT
FOR THE PERIOD 01 JANUARY 2001 THROUGH 31 DECEMBER 2001

RUN DATE 19-FEB-02
PAGE 244
M25701

Table with columns: TRAM CODE, EFFECTIVE/CONTRACTUAL/SETTLEMENT DATE, SECURITY DESCRIPTION (LOCAL CURR/SETTLE CURR), SHARES PAR VALUE, TRADE DATE BASE AMOUNT, INVESTMENT BASE COST, REALIZED GAIN/LOSS IN BASE CURRENCY.



Mellon Bank, N.A

KNI F540460
JOHN S AND JAMES L KNIGHT FD
PROPRIETARY FUND

TRANSACTION REPORT
FOR THE PERIOD 01 JANUARY 2001 THROUGH 31 DECEMBER 2001

RUN DATE 19-FEB-01
PAGE: 241
M25701

TRAN CODE	EFFECTIVE/ CONTRACTUAL/ SETTLEMENT DATE	SECURITY DESCRIPTION (LOCAL CURR/SETTLE CURR)	SHARES PAR VALUE	TRADE DATE BASE AMOUNT	INVESTMENT BASE COST	REALIZED GAIN/LOSS IN BASE CURRENCY
MT	20-SEP-01 20-SEP-01	ALPINE SECR CORP DISC 09/20/2001	4,000,000.000-	3,999,888.89	3,999,888.89-	
MT	25-SEP-01 25-SEP-01	ALPINE SEC CORP DISC 09/25/2001	4,000,000.000-	3,999,666.67	3,999,666.67-	
MT	04-SEP-01 04-SEP-01	ALPINE SECR CORP DISC 09/04/2001	3,000,000.000-	2,998,760.00	2,998,760.00-	
MT	05-SEP-01 05-SEP-01	ALPINE SEC CORP DISC 09/05/2001	4,000,000.000-	3,999,588.89	3,999,588.89-	
MT	06-SEP-01 06-SEP-01	ALPINE SECR CORP DISC 09/06/2001	4,000,000.000-	3,999,603.33	3,999,603.33-	
MT	20-AUG-01 20-AUG-01	AMSTERDAM FDG CORP DISC 08/20/2001	3,000,000.000-	2,999,067.50	2,999,067.50-	
MT	02-MAR-01 02-MAR-01	BASF AKTIENGESELL DISC 03/02/2001	2,000,000.000-	1,988,177.78	1,988,177.78-	
MT	07-DEC-01 07-DEC-01	BASF AKTIENGESELL DISC 12/07/2001	7,000,000.000-	6,998,405.54	6,998,405.54-	
MT	11-JUN-01 11-JUN-01	BP AMOCO CAP PLC DISC 06/11/2001	2,000,000.000-	1,999,341.67	1,999,341.67-	
MT	24-JUL-01 24-JUL-01	BP AMOCO CAP PLC DISC 07/24/2001	3,000,000.000-	2,999,682.50	2,999,682.50-	
MT	25-JUL-01 25-JUL-01	BP AMOCO CAP PLC DISC 07/25/2001	3,000,000.000-	2,999,685.83	2,999,685.83-	

KNI F540460
JOHN S AND JAMES L KNIGHT FD
PROPRIETARY FUND

TRANSACTION REPORT
FOR THE PERIOD 01 JANUARY 2001 THROUGH 31 DECEMBER 2001

RUN DATE 19-FEB-01
PAGE: 244
M25701

TRAN CODE	EFFECTIVE/ CONTRACTUAL/ SETTLEMENT DATE	SECURITY DESCRIPTION (LOCAL CURR/SETTLE CURR)	SHARES PAR VALUE	TRADE DATE BASE AMOUNT	INVESTMENT BASE COST	REALIZED GAIN/LOSS IN BASE CURRENCY
MT	26-JUL-01 26-JUL-01	BP AMOCO CAP PLC DISC 07/26/2001	3,000,000.000-	2,999,680.83	2,999,680.83-	
MT	27-JUL-01 27-JUL-01	BP AMOCO CAP PLC DISC 07/27/2001	3,000,000.000-	2,999,679.17	2,999,679.17-	
MT	05-NOV-01 05-NOV-01	BANCO SANTANDER DISC 11/05/2001	3,000,000.000-	2,995,625.00	2,995,625.00-	
MT	02-JUL-01 02-JUL-01	BAVARIA TRR CORP DISC 07/02/2001	1,000,000.000-	996,538.33	996,538.33-	
MT	15-NOV-01 15-NOV-01	BAVARIA TRR CORP DISC 11/15/2001	1,870,000.000-	1,866,135.33	1,866,135.33-	
MT	02-JUL-01 02-JUL-01	BAVARIA UNIVERSAL DISC 07/02/2001	3,000,000.000-	2,989,615.00	2,989,615.00-	
MT	11-SEP-01 11-SEP-01	BAVARIA UNIVERSAL DISC 09/11/2001	3,000,000.000-	2,991,324.17	2,991,324.17-	
MT	26-FEB-01 26-FEB-01	BRITISH AEROSPACE DISC 02/26/2001	1,000,000.000-	999,546.67	999,546.67-	
MT	12-APR-01 12-APR-01	CXC INC DISC 04/12/2001	3,000,000.000-	2,973,794.17	2,973,794.17-	
MT	18-MAY-01 18-MAY-01	CARGILL INC DISC 05/18/2001	2,000,000.000-	1,999,774.44	1,999,774.44-	
MT	21-MAY-01 21-MAY-01	CARGILL INC DISC 05/21/2001	2,000,000.000-	1,999,340.00	1,999,340.00-	



Mellon Bank N A

ENI F540460
JOHN S AND JAMES L KNIGHT FD
PROPRIETARY FUND

TRANSACTION REPORT
FOR THE PERIOD 01 JANUARY 2001 THROUGH 31 DECEMBER 2001

RUN DATE 19-FEB-02
PAGE 247
M25701

TRAN CODE	EFFECTIVE/ CONTRACTUAL/ SETTLEMENT DATE	SECURITY DESCRIPTION (LOCAL CURR/SETTLE CURR)	SHARES PAR VALUE	TRADE DATE BASE AMOUNT	INVESTMENT BASE COST	REALIZED GAIN/LOSS IN BASE CURRENCY
TT	22-MAY-01 22-MAY-01	CARGILL INC DISC 05/22/2001	2,000,000 000-	1,999,776 67	1,999,776 67-	
TT	23-MAY-01 23-MAY-01	CARGILL INC DISC 05/23/2001	2,000,000 000-	1,999,776 11	1,999,776 11-	
TT	30-MAY-01 30-MAY-01	CARGILL INC DISC 05/30/2001	2,000,000.000-	1,999,772 78	1,999,772.78-	
TT	12-JUN-01 12-JUN-01	CARGILL INC DISC 06/12/2001	2,000,000 000-	1,999,775.56	1,999,775 56-	
TT	19-JUN-01 19-JUN-01	CARGILL INC DISC 06/19/2001	2,000,000 000-	1,999,779 44	1,999,779 44-	
TT	24-MAY-01 24-MAY-01	CLIPPER REC CORP DISC 05/24/2001	2,000,000.000-	1,999,777 78	1,999,777 78-	
TT	25-MAY-01 25-MAY-01	CLIPPER REC CORP DISC 05/25/2001	2,000,000 000-	1,999,777 22	1,999,777 22-	
TT	29-MAY-01 29-MAY-01	CLIPPER REC CORP DISC 05/29/2001	2,000,000 000-	1,999,133 33	1,999,133 33-	
TT	31-MAY-01 31-MAY-01	CLIPPER REC CORP DISC 05/31/2001	2,000,000.000-	1,999,772 78	1,999,772 78-	
TT	01-JUN-01 01-JUN-01	CLIPPER REC CORP DISC 06/01/2001	2,000,000.000-	1,999,766 11	1,999,766 11-	
TT	04-JUN-01 04-JUN-01	CLIPPER REC CORP DISC 06/04/2001	2,000,000.000-	1,999,310.00	1,999,310 00-	

NI F540460
JOHN S AND JAMES L KNIGHT FD
PROPRIETARY FUND

TRANSACTION REPORT
FOR THE PERIOD 01 JANUARY 2001 THROUGH 31 DECEMBER 2001

RUN DATE 19-FEB-02
PAGE 248
M25701

TRAN CODE	EFFECTIVE/ CONTRACTUAL/ SETTLEMENT DATE	SECURITY DESCRIPTION (LOCAL CURR/SETTLE CURR)	SHARES PAR VALUE	TRADE DATE BASE AMOUNT	INVESTMENT BASE COST	REALIZED GAIN/LOSS IN BASE CURRENCY
TT	05-JUN-01 05-JUN-01	CLIPPER REC CORP DISC 06/05/2001	3,000,000 000-	2,999,660.83	2,999,660 83-	
TT	06-JUN-01 06-JUN-01	CLIPPER REC CORP DISC 06/06/2001	2,000,000 000-	1,999,777.78	1,999,777.78-	
TT	18-MAY-01 18-MAY-01	COCA COLA ENTPR DISC 05/18/2001	2,000,000.000-	1,979,321.11	1,979,321 11-	
TT	15-AUG-01 15-AUG-01	COCA COLA ENTPR DISC 08/15/2001	3,000,000.000-	2,999,685.00	2,999,685.00-	
TT	09-OCT-01 09-OCT-01	COMPAGNIE ST-COBAIN DISC 10/09/2001	4,000,000 000-	3,965,933.33	3,965,933.33-	
T	31-AUG-01 31-AUG-01	DEPFA-BK EUR PLC DISC 08/31/2001	3,000,000.000-	2,988,283 33	2,988,283.33-	
T	01-OCT-01 01-OCT-01	DEPFA-BK EUR PLC DISC 10/01/2001	1,000,000 000-	991,413.33	991,413 33-	
T	24-APR-01 24-APR-01	DEXIA CLF FIN CO DISC 04/24/2001	2,000,000 000-	1,972,700.00	1,972,700.00-	
T	25-MAY-01 25-MAY-01	DIAGEO CAP PLC DISC 05/25/2001	2,000,000 000-	1,992,666 67	1,992,666.67-	
T	24-OCT-01 24-OCT-01	DRESNER US FIN DISC 10/24/2001	1,000,000 000-	979,158 33	979,158 33-	
T	13-DEC-01 13-DEC-01	EDISON ASSET SEC DISC 12/13/2001	3,000,000.000-	2,987,715.00	2,987,715.00-	



Mellon Bank, N.A

KNI F540460
JOHN S AND JAMES L KNIGHT FD
PROPRIETARY FUND

TRANSACTION REPORT
FOR THE PERIOD 01 JANUARY 2001 THROUGH 31 DECEMBER 2001

RUN DATE: 19-FEB-02
PAGE: 245
M25701

TRAN CODE	EFFECTIVE/ CONTRACTUAL/ SETTLEMENT DATE	SECURITY DESCRIPTION (LOCAL CURR/SETTLE CURR)	SHARES PAR VALUE	TRADE DATE BASE AMOUNT	INVESTMENT BASE COST	REALIZED GAIN/LOSS IN BASE CURRENCY
MT	19-SEP-01 19-SEP-01	EXPORTFINAMS A S DISC 0 000Z 09/19/2001 DD 09/18/01	4,000,000.000-	3,999,750.00	3,999,750.00-	
MT	17-DEC-01 17-DEC-01	FAIRWAY FIN CORP DISC 12/17/2001	3,000,000.000-	2,986,600.00	2,986,600.00-	
MT	12-JAN-01 12-JAN-01	FEDERAL HOME LN BK CONS DISC MAT 01/12/2001	15,333,734.000-	15,331,206.86	15,331,206.86-	
MT	12-JAN-01 12-JAN-01	FEDERAL HOME LN BK CONS DISC N MAT 06/12/2001	357,479.000-	357,440.77	357,440.77-	
MT	12-OCT-01 12-OCT-01	FEDERAL HOME LN BK CONS SYSTEM MAT 10/12/2001	13,132,764.000-	13,131,906.72	13,131,906.72-	
MT	17-OCT-01 17-OCT-01	FEDERAL HOME LN MTG CORP DISC MAT 10/17/2001	884,834.000-	884,774.52	884,774.52-	
MT	28-FEB-01 28-FEB-01	GANNETT CO INC DISC 02/28/2001	2,000,000.000-	1,999,695.56	1,999,695.56-	
MT	17-MAY-01 17-MAY-01	GANNETT CO INC DISC 05/17/2001	2,000,000.000-	1,999,770.56	1,999,770.56-	
MT	21-SEP-01 21-SEP-01	GAP INC IB MT VAR RT 09/21/2001 DD 09/21/00	2,000,000.000-	2,000,000.00	2,000,000.00-	
MT	22-JUN-01 22-JUN-01	GLAXO WELLCOME DISC 06/22/2001	3,000,000.000-	2,974,162.50	2,974,162.50-	
MT	09-NOV-01 09-NOV-01	GOLDEN FDC (144A) DISC 11/09/2001	2,000,000.000-	1,983,083.33	1,983,083.33-	

KNI F540460
JOHN S AND JAMES L KNIGHT FD
PROPRIETARY FUND

TRANSACTION REPORT
FOR THE PERIOD 01 JANUARY 2001 THROUGH 31 DECEMBER 2001

RUN DATE: 19-FEB-02
PAGE: 250
M25701

TRAN CODE	EFFECTIVE/ CONTRACTUAL/ SETTLEMENT DATE	SECURITY DESCRIPTION (LOCAL CURR/SETTLE CURR)	SHARES PAR VALUE	TRADE DATE BASE AMOUNT	INVESTMENT BASE COST	REALIZED GAIN/LOSS IN BASE CURRENCY
MT	22-AUG-01 22-AUG-01	GREENWICH FDG CORP DISC 08/22/2001	5,000,000.000-	4,999,506.94	4,999,506.94-	
MT	27-AUG-01 27-AUG-01	GREENWICH FDG DISC 08/27/2001	3,000,000.000-	2,999,115.00	2,999,115.00-	
MT	21-SEP-01 21-SEP-01	GREENWICH FDG CORP DISC 09/21/2001	4,000,000.000-	3,999,777.78	3,999,777.78-	
MT	24-SEP-01 24-SEP-01	GREENWICH FDG DISC 09/24/2001	4,000,000.000-	3,999,250.00	3,999,250.00-	
MT	27-APR-01 27-APR-01	HEINZ H J CO DISC 04/27/2001	2,000,000.000-	1,984,983.33	1,984,983.33-	
MT	23-MAY-01 23-MAY-01	HEWLETT PACKARD DISC 05/23/2001	2,000,000.000-	1,978,143.33	1,978,143.33-	
MT	13-JUN-01 13-JUN-01	KBC FINL PRODUCTS DISC 06/13/2001	2,000,000.000-	1,999,775.00	1,999,775.00-	
MT	14-JUN-01 14-JUN-01	KBC FINL PRODUCTS DISC 06/14/2001	2,000,000.000-	1,999,775.00	1,999,775.00-	
MT	15-JUN-01 15-JUN-01	KBC FINL PRODUCTS DISC 06/15/2001	2,000,000.000-	1,999,775.00	1,999,775.00-	
MT	18-JUN-01 18-JUN-01	KBC FINL PRODUCTS DISC 06/18/2001	2,000,000.000-	1,999,318.33	1,999,318.33-	
MT	20-JUN-01 20-JUN-01	KBC FINL PRODUCTS DISC 06/20/2001	2,000,000.000-	1,999,781.67	1,999,781.67-	



Mellon TrustSM

Mellon Bank, N.A

KNI F540460
JOHN S AND JAMES L KNIGHT FD
PROPRIETARY FUND

TRANSACTION REPORT
FOR THE PERIOD 01 JANUARY 2001 THROUGH 31 DECEMBER 2001

RUN DATE 19-FEB-02
PAGE 251
M25701

TRAN CODE	EFFECTIVE/ CONTRACTUAL/ SETTLEMENT DATE	SECURITY DESCRIPTION (LOCAL CURR/SETTLE CURR)	SHARES PAR VALUE	TRADE DATE BASE AMOUNT	INVESTMENT BASE COST	REALIZED GAIN/LOSS IN BASE CURRENCY
MT	27-JUN-01 27-JUN-01	KBC FINL PRODUCTS DISC 06/27/2001	2,000,000.000-	1,999,780.00	1,999,780.00-	
MT	28-JUN-01 28-JUN-01	KBC FINL PRODUCTS DISC 06/28/2001	2,000,000.000-	1,999,791.11	1,999,791.11-	
MT	29-JUN-01 29-JUN-01	KBC FINL PRODUCTS DISC 06/29/2001	2,000,000.000-	1,999,785.56	1,999,785.56-	
MT	07-JUN-01 07-JUN-01	KBC FINL PRODUCTS DISC 06/07/2001	2,000,000.000-	1,999,780.56	1,999,780.56-	
MT	08-JUN-01 08-JUN-01	KBC FINL PRODUCTS DISC 06/08/2001	2,000,000.000-	1,999,779.44	1,999,779.44-	
MT	19-JUL-01 19-JUL-01	KBC FINL PRODUCTS DISC 07/19/2001	3,000,000.000-	2,999,688.33	2,999,688.33-	
MT	20-JUL-01 20-JUL-01	KBC FINL PRODUCTS DISC 07/20/2001	3,000,000.000-	2,999,685.00	2,999,685.00-	
MT	23-JUL-01 23-JUL-01	KBC FINL PRODUCTS DISC 07/23/2001	3,000,000.000-	2,999,065.00	2,999,065.00-	
MT	02-JUL-01 02-JUL-01	KBC FINL PRODUCTS DISC 07/02/2001	2,000,000.000-	1,999,305.00	1,999,305.00-	
MT	16-AUG-01 16-AUG-01	KBC FINL PRODUCTS DISC 08/16/2001	3,000,000.000-	2,999,670.83	2,999,670.83-	
MT	28-DEC-01 28-DEC-01	KITTYHAWK FDG CORP DISC 12/28/2001	1,000,000.000-	996,584.44	996,584.44-	

KNI F540460
JOHN S AND JAMES L KNIGHT FD
PROPRIETARY FUND

TRANSACTION REPORT
FOR THE PERIOD 01 JANUARY 2001 THROUGH 31 DECEMBER 2001

RUN DATE 19-FEB-02
PAGE 252
M25701

TRAN CODE	EFFECTIVE/ CONTRACTUAL/ SETTLEMENT DATE	SECURITY DESCRIPTION (LOCAL CURR/SETTLE CURR)	SHARES PAR VALUE	TRADE DATE BASE AMOUNT	INVESTMENT BASE COST	REALIZED GAIN/LOSS IN BASE CURRENCY
MT	13-AUG-01 13-AUG-01	LOVE STAR FDG LLC DISC 08/13/2001	3,000,000.000-	2,990,338.33	2,990,338.33-	
MT	29-JUN-01 29-JUN-01	MARKET STREET FDG DISC 06/29/2001	2,000,000.000-	1,991,311.67	1,991,311.67-	
MT	04-OCT-01 04-OCT-01	MARKET STREET FDG DISC 10/04/2001	3,000,000.000-	2,987,750.00	2,987,750.00-	
MT	05-DEC-01 05-DEC-01	MARKET STREET FDG DISC 12/05/2001	1,000,000.000-	996,931.94	996,931.94-	
MT	13-AUG-01 13-AUG-01	MERCK & CO INC DISC 08/13/2001	4,000,000.000-	3,994,151.11	3,994,151.11-	
MT	28-SEP-01 28-SEP-01	MORIARTY LTD DISC 09/28/2001	4,000,000.000-	3,999,638.89	3,999,638.89-	
MT	02-OCT-01 02-OCT-01	MORIARTY LTD DISC 10/02/2001	4,000,000.000-	3,999,633.33	3,999,633.33-	
MT	28-JUN-01 28-JUN-01	NORDEA NORTH AMER DISC 06/28/2001	2,000,000.000-	1,976,137.78	1,976,137.78-	
MT	05-OCT-01 05-OCT-01	NORDEA NORTH AMER DISC 10/05/2001	4,000,000.000-	3,967,150.00	3,967,150.00-	
MT	08-MAY-01 08-MAY-01	NORTHERN ROCK PLC DISC 05/08/2001	2,000,000.000-	1,984,166.67	1,984,166.67-	
MT	09-AUG-01 09-AUG-01	PARK AVE RECVBLS DISC 08/09/2001	3,000,000.000-	2,999,685.83	2,999,685.83-	



Mellon TrustSM

Mellon Bank, N.A

KNI F540460
JOHN S AND JAMES L KNIGHT FD
PROPRIETARY FUND

TRANSACTION REPORT
FOR THE PERIOD 01 JANUARY 2001 THROUGH 31 DECEMBER 2001

RUN DATE 19-FEB-0
PAGE 25
M25701

TRAN CODE	EFFECTIVE/ CONTRACTUAL/ SETTLEMENT DATE	SECURITY DESCRIPTION (LOCAL CURR/SETTLE CURR)	SHARES PAR VALUE	TRADE DATE BASE AMOUNT	INVESTMENT BASE COST	REALIZED GAIN/LOSS IN BASE CURRENCY
MT	18-MAY-01 18-MAY-01	PRUDENTIAL PLC DISC 05/18/2001	2,000,000.000-	1,974,673.33	1,974,673.33-	
MT	16-MAY-01 16-MAY-01	PUBLIC SQUARE FDG DISC 05/16/2001	2,000,000.000-	1,999,763.89	1,999,763.89-	
MT	26-SEP-01 26-SEP-01	PUBLIC SQUARE FDG DISC 09/26/2001	4,000,000.000-	3,999,644.44	3,999,644.44-	
MT	27-SEP-01 27-SEP-01	PUBLIC SQUARE FDG DISC 09/27/2001	4,000,000.000-	3,999,643.33	3,999,643.33-	
MT	26-MAR-01 26-MAR-01	SALOMON SMITH DISC 03/26/2001	1,000,000.000-	998,100.56	998,100.56-	
MT	01-OCT-01 01-OCT-01	SHEFFIELD REC CORP DISC 10/01/2001	4,000,000.000-	3,998,833.33	3,998,833.33-	
MT	14-SEP-01 14-SEP-01	STATENS BOSTADS DISC 09/14/2001	2,000,000.000-	1,975,265.56	1,975,265.56-	
MT	08-MAY-01 08-MAY-01	TELSTRA CORP LTD 05/08/2001	3,000,000.000-	2,963,756.67	2,963,756.67-	
MT	04-JUN-01 04-JUN-01	THREE PILLARS FDG DISC 06/04/2001	4,000,000.000-	3,983,151.11	3,983,151.11-	
MT	09-AUG-01 09-AUG-01	THREE PILLARS FDG DISC 08/09/2001	3,000,000.000-	2,991,250.00	2,991,250.00-	
MT	13-NOV-01 13-NOV-01	THREE PILLARS FDG DISC 11/13/2001	3,000,000.000-	2,993,333.33	2,993,333.33-	

KNI F540460
JOHN S AND JAMES L KNIGHT FD
PROPRIETARY FUND

TRANSACTION REPORT
FOR THE PERIOD 01 JANUARY 2001 THROUGH 31 DECEMBER 2001

RUN DATE: 19-FEB-0
PAGE 25
M25701

TRAN CODE	EFFECTIVE/ CONTRACTUAL/ SETTLEMENT DATE	SECURITY DESCRIPTION (LOCAL CURR/SETTLE CURR)	SHARES PAR VALUE	TRADE DATE BASE AMOUNT	INVESTMENT BASE COST	REALIZED GAIN/LOSS IN BASE CURRENCY
MT	10-DEC-01 10-DEC-01	THREE PILLARS FDG DISC 12/10/2001	4,000,000.000-	3,994,280.00	3,994,280.00-	
MT	28-DEC-01 28-DEC-01	THREE PILLARS FDG DISC 12/28/2001	3,000,000.000-	2,995,021.67	2,995,021.67-	
MT	14-JUN-01 14-JUN-01	TRANSAMERICA FIN DISC 06/14/2001	3,000,000.000-	2,977,138.33	2,977,138.33-	
MT	15-NOV-01 15-NOV-01	TRIPLE-A-ONE FDG DISC 11/15/2001	2,000,000.000-	1,995,711.67	1,995,711.67-	
MT	05-JAN-01 05-JAN-01	VENTURES BUSINESS DISC 01/05/2001	1,000,000.000-	999,831.94	999,831.94-	
MT	23-FEB-01 23-FEB-01	VENTURES BUSINESS DISC 02/23/2001	2,000,000.000-	1,999,692.22	1,999,692.22-	
MT	26-FEB-01 26-FEB-01	VENTURES BUSINESS DISC 02/26/2001	2,000,000.000-	1,999,091.67	1,999,091.67-	
MT	27-FEB-01 27-FEB-01	VENTURES BUSINESS DISC 02/27/2001	2,000,000.000-	1,999,694.44	1,999,694.44-	
MT	12-MAR-01 12-MAR-01	VENTURES BUSINESS DISC 03/12/2001	2,000,000.000-	1,999,096.67	1,999,096.67-	
MT	13-MAR-01 13-MAR-01	VENTURES BUSINESS DISC 03/13/2001	2,000,000.000-	1,999,695.56	1,999,695.56-	
MT	14-MAR-01 14-MAR-01	VENTURES BUSINESS DISC 03/14/2001	2,000,000.000-	1,999,695.00	1,999,695.00-	



Mellon Bank, N.A

TRANSACTION REPORT
FOR THE PERIOD 01 JANUARY 2001 THROUGH 31 DECEMBER 2001

RUN DATE 19-FEB-02
PAGE 255
M25701

NI F540460
JOHN S AND JAMES L KNIGHT FD
PROPRIETARY FUND

TRAN CODE	EFFECTIVE/ CONTRACTUAL/ SETTLEMENT DATE	SECURITY DESCRIPTION (LOCAL CURR/SETTLE CURR)	SHARES PAR VALUE	TRADE DATE BASE AMOUNT	INVESTMENT BASE COST	REALIZED GAIN/LOSS IN BASE CURRENCY
IT	15-MAR-01 15-MAR-01	VENTURES BUSINESS DISC 03/15/2001	2,000,000 000-	1,999,695 56	1,999,695 56-	
IT	16-MAR-01 16-MAR-01	VENTURES BUSINESS DISC 03/16/2001	2,000,000 000-	1,999,691 11	1,999,691 11-	
IT	19-MAR-01 19-MAR-01	VENTURES BUSINESS DISC 03/19/2001	2,000,000 000-	1,999,091 67	1,999,091 67-	
IT	20-MAR-01 20-MAR-01	VENTURES BUSINESS DISC 03/20/2001	2,000,000 000-	1,999,695 56	1,999,695 56-	
IT	21-MAR-01 21-MAR-01	VENTURES BUSINESS DISC 03/21/2001	2,000,000 000-	1,999,712 78	1,999,712 78-	
IT	22-MAR-01 22-MAR-01	VENTURES BUSINESS DISC 03/22/2001	2,000,000.000-	1,999,718 89	1,999,718.89-	
IT	23-MAR-01 23-MAR-01	VENTURES BUSINESS DISC 03/23/2001	2,000,000 000-	1,999,718 33	1,999,718 33-	
IT	26-MAR-01 26-MAR-01	VENTURES BUSINESS DISC 03/26/2001	2,000,000 000-	1,999,173 33	1,999,173 33-	
IT	27-MAR-01 27-MAR-01	VENTURES BUSINESS DISC 03/27/2001	2,000,000 000-	1,999,720.56	1,999,720 56-	
IT	28-MAR-01 28-MAR-01	VENTURES BUSINESS DISC 03/28/2001	2,000,000 000-	1,999,720 56	1,999,720.56-	
IT	29-MAR-01 29-MAR-01	VENTURES BUSINESS DISC 03/29/2001	2,000,000 000-	1,999,719 44	1,999,719 44-	

NI F540460
JOHN S AND JAMES L KNIGHT FD
PROPRIETARY FUND

TRANSACTION REPORT
FOR THE PERIOD 01 JANUARY 2001 THROUGH 31 DECEMBER 2001

RUN DATE: 19-FEB-02
PAGE 256
M25701

TRAN CODE	EFFECTIVE/ CONTRACTUAL/ SETTLEMENT DATE	SECURITY DESCRIPTION (LOCAL CURR/SETTLE CURR)	SHARES PAR VALUE	TRADE DATE BASE AMOUNT	INVESTMENT BASE COST	REALIZED GAIN/LOSS IN BASE CURRENCY
IT	30-MAR-01 30-MAR-01	VENTURES BUSINESS DISC 03/30/2001	2,000,000 000-	1,999,711.67	1,999,711.67-	
IT	01-MAR-01 01-MAR-01	VENTURES BUSINESS DISC 03/01/2001	2,000,000.000-	1,999,692 78	1,999,692 78-	
IT	02-MAR-01 02-MAR-01	VENTURES BUSINESS DISC 03/02/2001	5,000,000.000-	4,999,229.17	4,999,229.17-	
IT	05-MAR-01 05-MAR-01	VENTURES BUSINESS DISC 03/05/2001	2,000,000.000-	1,999,078.33	1,999,078 33-	
IT	06-MAR-01 06-MAR-01	VENTURES BUSINESS DISC 03/06/2001	2,000,000.000-	1,999,691.67	1,999,691 67-	
IT	07-MAR-01 07-MAR-01	VENTURES BUSINESS DISC 03/07/2001	2,000,000 000-	1,999,693.33	1,999,693.33-	
IT	08-MAR-01 08-MAR-01	VENTURES BUSINESS DISC 03/08/2001	2,000,000.000-	1,999,695.56	1,999,695 56-	
IT	09-MAR-01 09-MAR-01	VENTURES BUSINESS DISC 03/09/2001	2,000,000.000-	1,999,696.67	1,999,696.67-	
IT	10-APR-01 10-APR-01	VENTURES BUSINESS DISC 04/10/2001	2,000,000.000-	1,999,719.44	1,999,719 44-	
IT	11-APR-01 11-APR-01	VENTURES BUSINESS DISC 04/11/2001	2,000,000.000-	1,999,720.00	1,999,720.00-	
IT	12-APR-01 12-APR-01	VENTURES BUSINESS DISC 04/12/2001	6,000,000 000-	5,999,158.33	5,999,158.33-	



Mellon Bank, N.A

KNI F540460
JOHN S AND JAMES L KNIGHT FD
PROPRIETARY FUND

TRANSACTION REPORT
FOR THE PERIOD 01 JANUARY 2001 THROUGH 31 DECEMBER 2001

RUN DATE: 19-FEB-02
PAGE: 257
H25701

TRAN CODE	EFFECTIVE/ CONTRACTUAL/ SETTLEMENT DATE	SECURITY DESCRIPTION (LOCAL CURR/SETTLE CURR)	SHARES PAR VALUE	TRADE DATE BASE AMOUNT	INVESTMENT BASE COST	REALIZED GAIN/LOSS IN BASE CURRENCY
MT	16-APR-01 16-APR-01	VENTURES BUSINESS DISC 04/16/2001	2,000,000.000-	1,998,877.78	1,998,877.78-	
MT	17-APR-01 17-APR-01	VENTURES BUSINESS DISC 04/17/2001	2,000,000.000-	1,999,710.00	1,999,710.00-	
MT	18-APR-01 18-APR-01	VENTURES BUSINESS DISC 04/18/2001	2,000,000.000-	1,999,719.44	1,999,719.44-	
MT	19-APR-01 19-APR-01	VENTURES BUSINESS DISC 04/19/2001	2,000,000.000-	1,999,722.22	1,999,722.22-	
MT	20-APR-01 20-APR-01	VENTURES BUSINESS DISC 04/20/2001	2,000,000.000-	1,999,748.33	1,999,748.33-	
MT	23-APR-01 23-APR-01	VENTURES BUSINESS DISC 04/23/2001	2,000,000.000-	1,999,263.33	1,999,263.33-	
MT	24-APR-01 24-APR-01	VENTURES BUSINESS DISC 04/24/2001	2,000,000.000-	1,999,756.67	1,999,756.67-	
MT	25-APR-01 25-APR-01	VENTURES BUSINESS DISC 04/25/2001	2,000,000.000-	1,999,758.89	1,999,758.89-	
MT	26-APR-01 26-APR-01	VENTURES BUSINESS DISC 04/26/2001	2,000,000.000-	1,999,752.78	1,999,752.78-	
MT	27-APR-01 27-APR-01	VENTURES BUSINESS DISC 04/27/2001	2,000,000.000-	1,999,748.33	1,999,748.33-	
MT	30-APR-01 30-APR-01	VENTURES BUSINESS DISC 04/30/2001	2,000,000.000-	1,999,240.00	1,999,240.00-	

KNI F540460
JOHN S AND JAMES L KNIGHT FD
PROPRIETARY FUND

TRANSACTION REPORT
FOR THE PERIOD 01 JANUARY 2001 THROUGH 31 DECEMBER 2001

RUN DATE: 19-FEB-02
PAGE: 258
H25701

TRAN CODE	EFFECTIVE/ CONTRACTUAL/ SETTLEMENT DATE	SECURITY DESCRIPTION (LOCAL CURR/SETTLE CURR)	SHARES PAR VALUE	TRADE DATE BASE AMOUNT	INVESTMENT BASE COST	REALIZED GAIN/LOSS IN BASE CURRENCY
MT	03-APR-01 03-APR-01	VENTURES BUSINESS DISC 04/03/2001	2,000,000.000-	1,999,705.54	1,999,705.54-	
MT	04-APR-01 04-APR-01	VENTURES BUSINESS DISC 04/04/2001	2,000,000.000-	1,999,707.22	1,999,707.22-	
MT	05-APR-01 05-APR-01	VENTURES BUSINESS DISC 04/05/2001	2,000,000.000-	1,999,714.44	1,999,714.44-	
MT	06-APR-01 06-APR-01	VENTURES BUSINESS DISC 04/06/2001	2,000,000.000-	1,999,715.00	1,999,715.00-	
MT	09-APR-01 09-APR-01	VENTURES BUSINESS DISC 04/09/2001	2,000,000.000-	1,999,155.00	1,999,155.00-	
MT	10-MAY-01 10-MAY-01	VENTURES BUSINESS DISC 05/10/2001	2,000,000.000-	1,999,753.33	1,999,753.33-	
MT	11-MAY-01 11-MAY-01	VENTURES BUSINESS DISC 05/11/2001	2,000,000.000-	1,999,752.22	1,999,752.22-	
MT	14-MAY-01 14-MAY-01	VENTURES BUSINESS DISC 05/14/2001	2,000,000.000-	1,999,255.00	1,999,255.00-	
MT	15-MAY-01 15-MAY-01	VENTURES BUSINESS DISC 05/15/2001	2,000,000.000-	1,999,752.78	1,999,752.78-	
MT	01-MAY-01 01-MAY-01	VENTURES BUSINESS DISC 05/01/2001	2,000,000.000-	1,999,748.00	1,999,748.00-	
MT	02-MAY-01 02-MAY-01	VENTURES BUSINESS DISC 05/02/2001	2,000,000.000-	1,999,741.67	1,999,741.67-	



Mellon Bank, N.A

KNI F540460
JOHN S AND JAMES L KNIGHT FD
PROPRIETARY FUND

TRANSACTION REPORT
FOR THE PERIOD 01 JANUARY 2001 THROUGH 31 DECEMBER 2001

RUN DATE 19-FEB-02
PAGE 259
M25701

TRAN CODE	EFFECTIVE/ CONTRACTUAL/ SETTLEMENT DATE	SECURITY DESCRIPTION (LOCAL CURR/SETTLE CURR)	SHARES PAR VALUE	TRADE DATE BASE AMOUNT	INVESTMENT BASE COST	REALIZED GAIN/LOSS IN BASE CURRENCY
MT	08-MAY-01 08-MAY-01	VENTURES BUSINESS DISC 05/08/2001	2,000,000 000-	1,999,750 00	1,999,750 00-	
MT	09-MAY-01 09-MAY-01	VENTURES BUSINESS DISC 05/09/2001	2,000,000 000-	1,999,752 22	1,999,752.22-	
MT	30-JUL-01 30-JUL-01	VENTURES BUSINESS DISC 07/30/2001	3,000,000 000-	2,999,050 00	2,999,050 00-	
MT	21-AUG-01 21-AUG-01	VENTURES BUSINESS DISC 08/21/2001	4,000,000 000-	3,999,587.78	3,999,587.78-	
MT	11-SEP-01 11-SEP-01	VENTURES BUSINESS DISC 09/11/2001	4,000,000 000-	3,999,607 78	3,999,607 78-	
MT	12-SEP-01 12-SEP-01	VENTURES BUSINESS DISC 09/12/2001	4,000,000 000-	3,999,611 11	3,999,611.11-	
MT	17-JAN-01 17-JAN-01	MORGAN GUARANTY T NY EUR TD 06 1872 01/17/2001 DD 01/16/01	4,000,418 000-	4,000,418 00	4,000,418.00-	
MT	22-JAN-01 22-JAN-01	BRANCH BK & TR CO CHARL EUR TD 05.843X 01/22/2001 DD 01/19/01	1,616,741.000-	1,616,741 00	1,616,741.00-	
MT	12-MAR-01 12-MAR-01	CHASE MANHATTAN CAYMH EUR TD 05 406X 03/12/2001 DD 03/09/01	3,000,000.000-	3,000,000.00	3,000,000.00-	
MT	05-APR-01 05-APR-01	UBS AG LONDON NY EUR TD 05 093X 04/05/2001 DD 04/04/01	2,000,000.000-	2,000,000 00	2,000,000.00-	
MT	06-APR-01 06-APR-01	UBS AG LONDON NY EUR TD 05 093X 04/06/2001 DD 04/05/01	2,000,000 000-	2,000,000 00	2,000,000 00-	

KNI F540460
JOHN S AND JAMES L KNIGHT FD
PROPRIETARY FUND

TRANSACTION REPORT
FOR THE PERIOD 01 JANUARY 2001 THROUGH 31 DECEMBER 2001

RUN DATE 19-FEB-02
PAGE 260
M25701

TRAN CODE	EFFECTIVE/ CONTRACTUAL/ SETTLEMENT DATE	SECURITY DESCRIPTION (LOCAL CURR/SETTLE CURR)	SHARES PAR VALUE	TRADE DATE BASE AMOUNT	INVESTMENT BASE COST	REALIZED GAIN/LOSS IN BASE CURRENCY
MT	09-APR-01 09-APR-01	BARCLAYS BANK PLC NY EUR TD 05 090X 04/09/2001 DD 04/06/01	2,000,000.000-	2,000,000.00	2,000,000.00-	
MT	10-APR-01 10-APR-01	ABN AMRO BK NY NY EUR TD 05 020X 04/10/2001 DD 04/09/01	2,000,000.000-	2,000,000.00	2,000,000.00-	
MT	11-APR-01 11-APR-01	UBS AG LONDON NY EUR TD 05.000X 04/11/2001 DD 04/10/01	2,000,000 000-	2,000,000.00	2,000,000.00-	
MT	12-APR-01 12-APR-01	GREENMH CAT 2 NY EUR TD 05 060X 04/12/2001 DD 04/11/01	5,000,000.000-	5,000,000 00	5,000,000.00-	
MT	12-APR-01 12-APR-01	ABN AMRO BK NY NY EUR TD 05.000X 04/12/2001 DD 04/11/01	2,000,000.000-	2,000,000.00	2,000,000.00-	
MT	16-APR-01 16-APR-01	DANSKE CORP SER A NY EUR TD 05.000X 04/16/2001 DD 04/12/01	2,000,000.000-	2,000,000 00	2,000,000.00-	
MT	16-APR-01 16-APR-01	MATL CITY BK KENT CAYMH EUR TD 04.937X 04/16/2001 DD 04/13/01	255,850 000-	255,850.00	255,850.00-	
MT	17-APR-01 17-APR-01	DANSKE CORP SER A NY EUR TD 05 1872 04/17/2001 DD 04/16/01	2,000,000.000-	2,000,000.00	2,000,000.00-	
MT	18-APR-01 18-APR-01	DANSKE CORP SER A NY EUR TD 05.031X 04/18/2001 DD 04/17/01	2,000,000.000-	2,000,000.00	2,000,000.00-	
MT	19-APR-01 19-APR-01	DANSKE CORP SER A NY EUR TD 05 000X 04/19/2001 DD 04/18/01	2,000,000.000-	2,000,000.00	2,000,000.00-	
MT	20-APR-01 20-APR-01	DANSKE CORP SER A NY EUR TD 04.508X 04/20/2001 DD 04/19/01	2,000,000.000-	2,000,000.00	2,000,000.00-	



Mellon Bank, N.A

KNI F540660
JOHN S AND JAMES L KNIGHT FD
PROPRIETARY FUND

TRANSACTION REPORT
FOR THE PERIOD 01 JANUARY 2001 THROUGH 31 DECEMBER 2001

RUN DATE: 19-FEB-01
PAGE: 26
M25701

TRAN CODE	EFFECTIVE/ CONTRACTUAL/ SETTLEMENT DATE	SECURITY DESCRIPTION (LOCAL CURR/SETTLE CURR)	SHARES PAR VALUE	TRADE DATE BASE AMOUNT	INVESTMENT BASE COST	REALIZED GAIN/LOSS IN BASE CURRENCY
MT	23-APR-01 23-APR-01	SOCIETE GEN NY NY EUR TD 04.375Z 04/23/2001 DD 04/20/01	2,000,000 000-	2,000,000.00	2,000,000.00-	
MT	30-APR-01 30-APR-01	PNC BANK N A PCH EUR TD 04.531Z 04/30/2001 DD 04/27/01	1,500,000.000-	1,500,000 00	1,500,000.00-	
MT	01-MAY-01 01-MAY-01	SOUTH TRUST BK AL CAYM EUR TD 04.687Z 05/01/2001 DD 04/30/01	2,000,000.000-	2,000,000.00	2,000,000 00-	
MT	10-MAY-01 10-MAY-01	KEYBANK N A CLEVE EUR TD 04.406Z 05/10/2001 DD 05/09/01	3,000,000 000-	3,000,000.00	3,000,000.00-	
MT	18-MAY-01 18-MAY-01	BRANCH BK & TR CO CHARL EUR TD 04.000Z 05/18/2001 DD 05/17/01	1,257,898 000-	1,257,898.00	1,257,898.00-	
MT	21-JUN-01 21-JUN-01	WACHOVIA BK NC NA CHARL EUR TD 03.906Z 06/21/2001 DD 06/20/01	1,782,517 000-	1,782,517 00	1,782,517 00-	
MT	26-JUN-01 26-JUN-01	CHASE MANHATTAN CAYM EUR TD 04.000Z 06/26/2001 DD 06/25/01	235,902 800-	235,902.00	235,902.00-	
MT	09-JUL-01 09-JUL-01	PNC BANK N A PCH EUR TD 03.625Z 07/09/2001 DD 07/06/01	3,000,000 000-	3,000,000.00	3,000,000.00-	
MT	11-JUL-01 11-JUL-01	DANSKE CORP SER A NY EUR TD 03.625Z 07/11/2001 DD 07/10/01	3,000,000.000-	3,000,000.00	3,000,000.00-	
MT	12-JUL-01 12-JUL-01	MARSHALL & TISLEY CHICG EUR TD 03.607Z 07/12/2001 DD 07/11/01	4,000,000.000-	4,000,000.00	4,000,000.00-	
MT	16-JUL-01 16-JUL-01	CHASE MANHATTAN CAYM EUR TD 03.700Z 07/16/2001 DD 07/13/01	5,000,000 000-	5,000,000.00	5,000,000.00-	

KNI F540660
JOHN S AND JAMES L KNIGHT FD
PROPRIETARY FUND

TRANSACTION REPORT
FOR THE PERIOD 01 JANUARY 2001 THROUGH 31 DECEMBER 2001

RUN DATE: 19-FEB-01
PAGE: 26
M25701

TRAN CODE	EFFECTIVE/ CONTRACTUAL/ SETTLEMENT DATE	SECURITY DESCRIPTION (LOCAL CURR/SETTLE CURR)	SHARES PAR VALUE	TRADE DATE BASE AMOUNT	INVESTMENT BASE COST	REALIZED GAIN/LOSS IN BASE CURRENCY
MT	16-JUL-01 16-JUL-01	SOUTH TRUST BK AL CAYM EUR TD 03.718Z 07/16/2001 DD 07/13/01	4,000,000.000-	4,000,000.00	4,000,000.00-	
MT	20-JUL-01 20-JUL-01	SOUTH TRUST BK AL CAYM EUR TD 03.750Z 07/20/2001 DD 07/19/01	3,000,000.000-	3,000,000.00	3,000,000.00-	
MT	23-JUL-01 23-JUL-01	DANSKE CORP SER A NY EUR TD 03.687Z 07/23/2001 DD 07/20/01	3,000,000.000-	3,000,000.00	3,000,000.00-	
MT	24-JUL-01 24-JUL-01	CREDIT SUISSE FB NY EUR TD 03.701Z 07/24/2001 DD 07/23/01	3,000,000.000-	3,000,000.00	3,000,000.00-	
MT	30-JUL-01 30-JUL-01	PNC FDG CORP PCH EUR TD 03.750Z 07/30/2001 DD 07/27/01	4,000,000.000-	4,000,000.00	4,000,000.00-	
MT	31-JUL-01 31-JUL-01	CREDIT SUISSE FB NY EUR TD 03.843Z 07/31/2001 DD 07/30/01	3,000,000.000-	3,000,000.00	3,000,000.00-	
MT	08-AUG-01 08-AUG-01	ABN AMRO BK NY NY EUR TD 03.690Z 08/08/2001 DD 08/07/01	3,000,000.000-	3,000,000.00	3,000,000.00-	
MT	09-AUG-01 09-AUG-01	HARRIS TR & SVCS CHICG EUR TD 03.718Z 08/09/2001 DD 08/08/01	4,000,000.000-	4,000,000.00	4,000,000.00-	
MT	18-SEP-01 18-SEP-01	CHASE MANHATTAN CAYM EUR TD 03.000Z 09/18/2001 DD 09/17/01	3,000,000 000-	3,000,000.00	3,000,000.00-	
MT	19-SEP-01 19-SEP-01	KEYBANK N A CLEVE EUR TD 00.750Z 09/19/2001 DD 09/18/01	5,000,000 000-	5,000,000.00	5,000,000.00-	
MT	15-OCT-01 15-OCT-01	DANSKE CORP SER A NY EUR TD 02.375Z 10/15/2001 DD 10/12/01	7,000,000.000-	7,000,000.00	7,000,000.00-	



Mellon Bank, N A

NI F540460
JOHN S AND JAMES L KNIGHT FD
PROPIETARY FUND

TRANSACTION REPORT
FOR THE PERIOD 01 JANUARY 2001 THROUGH 31 DECEMBER 2001

RUN DATE: 19-FEB-02
PAGE: 263
M25701

TRAN CODE	EFFECTIVE/ CONTRACTUAL/ SETTLEMENT DATE	SECURITY DESCRIPTION (LOCAL CURR/SETTLE CURR)	SHARES PAR VALUE	TRADE DATE BASE AMOUNT	INVESTMENT BASE COST	REALIZED GAIN/LOSS IN BASE CURRENCY
IT	15-OCT-01 15-OCT-01	CHASE MANHATTAN CAYM EUR TD 02 3754 10/15/2001 DD 10/12/01	6,543,186 000-	6,543,186 00	6,543,186.00-	
IT	16-OCT-01 16-OCT-01	CREDIT SUISSE FB NY EUR TD 02.531X 10/16/2001 DD 10/15/01	6,000,000 000-	6,000,000 00	6,000,000.00-	
IT	16-OCT-01 16-OCT-01	WELLS FARGO & CO SANFR EUR TD 02 531X 10/16/2001 DD 10/15/01	3,837,875 000-	3,837,875 00	3,837,875.00-	
IT	17-OCT-01 17-OCT-01	BRANCH BK & TR CO CHARL EUR TD 02 468X 10/17/2001 DD 10/16/01	7,000,000.000-	7,000,000 00	7,000,000.00-	
IT	18-OCT-01 18-OCT-01	BRANCH BK & TR CO CHARL EUR TD 02 437X 10/18/2001 DD 10/17/01	3,000,000.000-	3,000,000.00	3,000,000 00-	
IT	01-NOV-01 01-NOV-01	CHASE MANHATTAN NY EUR TD 02 6564 11/01/2001 DD 10/31/01	887,475 000-	887,475 00	887,475 00-	
IT	19-NOV-01 19-NOV-01	ABN AMRO BK NY NY EUR TD 02.062X 11/19/2001 DD 11/16/01	14,439,651 000-	14,439,651 00	14,439,651 00-	
IT	19-NOV-01 19-NOV-01	BRANCH BK & TR CO CHARL EUR TD 02 031X 11/19/2001 DD 11/16/01	10,000,000 000-	10,000,000 00	10,000,000.00-	
IT	20-NOV-01 20-NOV-01	COMWLTH BK AUST A NY EUR TD 02 031X 11/20/2001 DD 11/19/01	18,000,000 000-	18,000,000 00	18,000,000 00-	
IT	23-NOV-01 23-NOV-01	BRANCH BK & TR CO CHARL EUR TD 02.031X 11/23/2001 DD 11/21/01	2,000,000 000-	2,000,000 00	2,000,000 00-	
IT	10-DEC-01 10-DEC-01	U S BANCORP CAYM EUR TD 01 8754 12/10/2001 DD 12/07/01	5,000,000 000-	5,000,000.00	5,000,000 00-	

NI F540460
JOHN S AND JAMES L KNIGHT FD
PROPIETARY FUND

TRANSACTION REPORT
FOR THE PERIOD 01 JANUARY 2001 THROUGH 31 DECEMBER 2001

RUN DATE: 19-FEB-02
PAGE: 264
M25701

TRAN CODE	EFFECTIVE/ CONTRACTUAL/ SETTLEMENT DATE	SECURITY DESCRIPTION (LOCAL CURR/SETTLE CURR)	SHARES PAR VALUE	TRADE DATE BASE AMOUNT	INVESTMENT BASE COST	REALIZED GAIN/LOSS IN BASE CURRENCY
T	11-DEC-01 11-DEC-01	ABN AMRO BK NY NY EUR TD 01.986X 12/11/2001 DD 12/10/01	10,000,000.000-	10,000,000.00	10,000,000.00-	
T	12-DEC-01 12-DEC-01	BRANCH BK & TR CO CHARL EUR TD 01 750X 12/12/2001 DD 12/11/01	3,000,000 000-	3,000,000.00	3,000,000.00-	
T	19-DEC-01 19-DEC-01	WELLS FARGO & CO SANFR EUR TD 01.750X 12/19/2001 DD 12/18/01	2,000,000.000-	2,000,000 00	2,000,000.00-	
T	20-DEC-01 20-DEC-01	WELLS FARGO & CO SANFR EUR TD 01.718X 12/20/2001 DD 12/19/01	2,000,000.000-	2,000,000.00	2,000,000.00-	
T	21-DEC-01 21-DEC-01	SOCIETE GEN NY NY EUR TD 01.687X 12/21/2001 DD 12/20/01	2,000,000.000-	2,000,000.00	2,000,000.00-	
T	24-DEC-01 24-DEC-01	STATE STR BOSTON BOSTN EUR TD 01.700X 12/24/2001 DD 12/21/01	2,000,000.000-	2,000,000.00	2,000,000 00-	
T	26-DEC-01 26-DEC-01	STATE STR BOSTON BOSTN EUR TD 01 781X 12/26/2001 DD 12/24/01	2,000,000.000-	2,000,000 00	2,000,000.00-	
T	27-DEC-01 27-DEC-01	STATE STR BOSTON BOSTN EUR TD 01 843X 12/27/2001 DD 12/26/01	2,000,000.000-	2,000,000.00	2,000,000.00-	
T	28-DEC-01 28-DEC-01	ROYAL BK CANADA NY EUR TD 01.937X 12/28/2001 DD 12/27/01	2,000,000.000-	2,000,000.00	2,000,000.00-	
T	31-DEC-01 31-DEC-01	BANK OF SCOTLAND NY EUR TD 01 875X 12/31/2001 DD 12/28/01	2,000,000.000-	2,000,000.00	2,000,000.00-	



Mellon TrustSM

Mellon Bank, N.A

KNI F540460
JOHN S AND JAMES L KNIGHT FD
PROPRIETARY FUND

TRANSACTION REPORT
FOR THE PERIOD 01 JANUARY 2001 THROUGH 31 DECEMBER 2001

RUN DATE: 19-FEB-02
PAGE: 261
M25701

TRAN CODE	EFFECTIVE/ CONTRACTUAL/ SETTLEMENT DATE	SECURITY DESCRIPTION (LOCAL CURR/SETTLE CURR)	SHARES PAR VALUE	TRADE DATE BASE AMOUNT	INVESTMENT BASE COST	REALIZED GAIN/LOSS IN BASE CURRENCY
TOTAL CASH & CASH EQUIVALENTS				687,280,051.08	687,280,051.08-	0.00
FIXED INCOME SECURITIES						
U.S. DOLLAR						
MT	10-APR-01 10-APR-01	CITIBANK CR CARD TR 98-6 CL A 5.8502 04/10/2001 DD 04/09/98	1,600,000.000-	1,600,000.00	1,599,568.00-	432.00
MT	15-OCT-01 15-OCT-01	FORD MTR CR CO BDS 5 125X 10/15/2001 DD 10/26/98	1,000,000.000-	1,000,000.00	996,060.00-	3,940.00
MT	13-AUG-01 13-AUG-01	KEY BK NA MTM STR 00245 VAR RT 08/13/2001 DD 08/11/00	2,000,000.000-	2,000,000.00	2,000,000.00-	
TOTAL FIXED INCOME SECURITIES				4,600,000.00	4,595,628.00-	4,372.00

KNI F540460
JOHN S AND JAMES L KNIGHT FD
PROPRIETARY FUND

TRANSACTION REPORT
FOR THE PERIOD 01 JANUARY 2001 THROUGH 31 DECEMBER 2001

RUN DATE: 19-FEB-02
PAGE: 266
M25701

TRAN CODE	EFFECTIVE/ CONTRACTUAL/ SETTLEMENT DATE	SECURITY DESCRIPTION (LOCAL CURR/SETTLE CURR)	SHARES PAR VALUE	TRADE DATE BASE AMOUNT	INVESTMENT BASE COST	REALIZED GAIN/LOSS IN BASE CURRENCY
TOTAL MATURITIES						
U.S. DOLLAR				691,880,051.08	691,875,679.08-	4,372.00



Mellon TrustSM

Mellon Bank N A

KMI F540460
JOHN S AND JAMES L KNIGHT FD
PROPRIETARY FUND

TRANSACTION REPORT
FOR THE PERIOD 01 JANUARY 2001 THROUGH 31 DECEMBER 2001

RUN DATE 19-FEB-02
PAGE 267
H25701

TRAN CODE	EFFECTIVE/ CONTRACTUAL/ SETTLEMENT DATE	SECURITY DESCRIPTION (LOCAL CURR/SETTLE CURR)	SHARES PAR VALUE	TRADE DATE BASE AMOUNT	INVESTMENT BASE COST	REALIZED GAIN/LOSS IN BASE CURRENCY
<u>CORPORATE ACTIONS</u>						
<u>U.S. DOLLAR</u>						
CAL	26-APR-01	44,867.88- BMW VEHICLE OWNER 99-A CL A2 6 1604 12/25/2001 DD 09/29/99		44,867.87	44,867.78-	.09
TOTAL CORPORATE ACTIONS U S DOLLAR				44,867.87	44,867.78-	0.09

KMI F540460
JOHN S AND JAMES L KNIGHT FD
PROPRIETARY FUND

TRANSACTION REPORT
FOR THE PERIOD 01 JANUARY 2001 THROUGH 31 DECEMBER 2001

RUN DATE 19-FEB-02
PAGE 268
H25701

TRAN CODE	EFFECTIVE/ CONTRACTUAL/ SETTLEMENT DATE	SECURITY DESCRIPTION (LOCAL CURR/SETTLE CURR)	SHARES PAR VALUE	TRADE DATE BASE AMOUNT	INVESTMENT BASE COST	REALIZED GAIN/LOSS IN BASE CURRENCY
TOTAL ACTIVITY OF U.S. DOLLAR				26,340,306.41	79,937,868.41	286,786.79
<u>GRAND TOTAL ACTIVITY (BASE VALUE)</u>				26,340,306.41	79,937,868.41	<u>286,786.79</u>



Mellon TrustSM

Mellon Bank, N.A.

KNI F540467
JOHN S AND JAMES L KNIGHT FDM
KRI STOCK - JAMES

TRANSACTION REPORT
FOR THE PERIOD 01 JANUARY 2001 THROUGH 31 DECEMBER 2001

RUN DATE 19-FEB-0
PAGE
M25701

TRAN CODE	EFFECTIVE/ CONTRACTUAL/ SETTLEMENT DATE	SECURITY DESCRIPTION (LOCAL CURR/SETTLE CURR)	SHARES PAR VALUE	TRADE DATE BASE AMOUNT	INVESTMENT BASE COST	REALIZED GAIN/LOSS IN BASE CURRENCY
	TOTAL CASH TRANSFERRED OUT			18,225,774.82-	0.00	0.00
	TOTAL RECEIPTS AND DISBURSEMENT TRANSACTIONS U.S. DOLLAR			17,881,430.89-	928,682.22-	0.00

KNI F540467
JOHN S AND JAMES L KNIGHT FDM
KRI STOCK - JAMES

TRANSACTION REPORT
FOR THE PERIOD 01 JANUARY 2001 THROUGH 31 DECEMBER 2001

RUN DATE 19-FEB-0
PAGE
M25701

TRAN CODE	EFFECTIVE/ CONTRACTUAL/ SETTLEMENT DATE	SECURITY DESCRIPTION (LOCAL CURR/SETTLE CURR)	SHARES PAR VALUE	TRADE DATE BASE AMOUNT	INVESTMENT BASE COST	REALIZED GAIN/LOSS IN BASE CURRENCY
SALES (M INDICATES PENDING SETTLEMENT)						
EQUITY						
U.S. DOLLAR						
S	20-APR-01 25-APR-01	KNIGHT RIDDER INC	50,000.000-	2,722,259.15	1,013,094.29-	1,709,164.86
S	18-MAY-01 23-MAY-01	KNIGHT RIDDER INC	50,000.000-	2,804,116.42	1,013,094.29-	1,791,022.13
S	09-AUG-01 14-AUG-01	KNIGHT RIDDER INC	50,000.000-	3,076,127.35	1,013,094.29-	2,063,033.06
S	15-AUG-01 20-AUG-01	KNIGHT RIDDER INC	50,000.000-	3,010,649.54	1,013,094.29-	1,997,555.25
S	24-AUG-01 29-AUG-01	KNIGHT RIDDER INC	38,000.000-	2,357,954.32	769,951.66-	1,588,002.66
S	27-AUG-01 30-AUG-01	KNIGHT RIDDER INC	44,000.000-	2,723,817.11	891,522.97-	1,832,294.14



Mellon TrustSM

Mellon Bank N A

NI F540467
JOHN S AND JAMES L KNIGHT FDN
RI STOCK - JAMES

TRANSACTION REPORT
FOR THE PERIOD 01 JANUARY 2001 THROUGH 31 DECEMBER 2001

RUN DATE 19-FEB-02
PAGE 6
M25701

TRAN ODE	EFFECTIVE/ CONTRACTUAL/ SETTLEMENT DATE	SECURITY DESCRIPTION (LOCAL CURR/SETTLE CURR)	SHARES PAR VALUE	TRADE DATE BASE AMOUNT	INVESTMENT BASE COST	REALIZED GAIN/LOSS IN BASE CURRENCY
TOTAL EQUITY						
		TRADED - SETTLED CURRENT PERIOD U S DOLLAR		16,694,923 89	5,713,851.79-	10,981,072.10
		TRADED - PENDING SETTLEMENT U S DOLLAR		0 00	0 00	0.00
		SETTLED - TRADED PRIOR PERIOD U S DOLLAR		0 00	0.00	
TOTAL SALES						
		TRADED - SETTLED CURRENT PERIOD U S DOLLAR		16,694,923 89	5,713,851 79-	10,981,072 10
		TRADED - PENDING SETTLEMENT U.S DOLLAR		0 00	0 00	0.00
		SETTLED - TRADED PRIOR PERIOD U S DOLLAR		0 00	0 00	

NI F540467
JOHN S AND JAMES L KNIGHT FDN
RI STOCK - JAMES

TRANSACTION REPORT
FOR THE PERIOD 01 JANUARY 2001 THROUGH 31 DECEMBER 2001

RUN DATE: 19-FEB-02
PAGE 7
M25701

TRAN ODE	EFFECTIVE/ CONTRACTUAL/ SETTLEMENT DATE	SECURITY DESCRIPTION (LOCAL CURR/SETTLE CURR)	SHARES PAR VALUE	TRADE DATE BASE AMOUNT	INVESTMENT BASE COST	REALIZED GAIN/LOSS IN BASE CURRENCY
		<u>TOTAL ACTIVITY OF U.S. DOLLAR</u>		1,186,507 00-	6,642,456 01-	10,981,072.10
		<u>BRAND TOTAL ACTIVITY (BASE VALUE)</u>		1,186,507 00-	6,642,456 01-	10,981,072.10



Mellon TrustSM

Mellon Bank, N.A

KNI F540477
JOHN S AND JAMES L KNIGHT FDN
FUTURES MARK

TRANSACTION REPORT
FOR THE PERIOD 01 JANUARY 2001 THROUGH 31 DECEMBER 2001

RUN DATE: 19-FEB-02
PAGE: 13
M2570I

TRAN CODE	EFFECTIVE/ CONTRACTUAL/ SETTLEMENT DATE	SECURITY DESCRIPTION (LOCAL CURR/SETTLE CURR)	SHARES PAR VALUE	TRADE DATE BASE AMOUNT	INVESTMENT BASE COST	REALIZED GAIN/LOSS IN BASE CURRENCY
<u>REALIZED GAIN/LOSS ON FUTURES CONTRACTS</u>						
<u>U.S. DOLLAR</u>						
CW	24-DEC-01	EURO-BUND FUTURE EXP MAR 02 REPRESENTS A LOSS ON FUTURES CONTRACTS WITH GOLDMAN SACHS		60,659.21-	0.00	60,659.21-
CD	24-DEC-01	EURO-BUND FUTURE EXP MAR 02 REPRESENTS A GAIN ON FUTURES CONTRACTS WITH GOLDMAN SACHS		608.29	0.00	608.29
CW	27-DEC-01	EURO-BUND FUTURE EXP MAR 02 REPRESENTS A LOSS ON FUTURES CONTRACTS WITH GOLDMAN SACHS		54.67-	0.00	54.67-
CW	28-DEC-01	EURO-BUND FUTURE EXP MAR 02 REPRESENTS A LOSS ON FUTURES CONTRACTS WITH GOLDMAN SACHS		269,478.90-	0.00	269,478.90-
CW	31-DEC-01	EURO-BUND FUTURE EXP MAR 02 REPRESENTS A LOSS ON FUTURES CONTRACTS WITH GOLDMAN SACHS		143,180.44-	0.00	143,180.44-
CW	20-DEC-01	DJ EURO STOXX 50 FUTURE EXP MAR 02 REPRESENTS A LOSS ON FUTURES CONTRACTS WITH GOLDMAN SACHS		1,542,010.36-	0.00	1,542,010.36-

KNI F540477
JOHN S AND JAMES L KNIGHT FDN
FUTURES MARK

TRANSACTION REPORT
FOR THE PERIOD 01 JANUARY 2001 THROUGH 31 DECEMBER 2001

RUN DATE: 19-FEB-02
PAGE: 14
M2570I

TRAN CODE	EFFECTIVE/ CONTRACTUAL/ SETTLEMENT DATE	SECURITY DESCRIPTION (LOCAL CURR/SETTLE CURR)	SHARES PAR VALUE	TRADE DATE BASE AMOUNT	INVESTMENT BASE COST	REALIZED GAIN/LOSS IN BASE CURRENCY
CW	21-DEC-01	DJ EURO STOXX 50 FUTURE EXP MAR 02 REPRESENTS A LOSS ON FUTURES CONTRACTS WITH GOLDMAN SACHS		1,210,177.67-	0.00	1,210,177.67-
CD	24-DEC-01	DJ EURO STOXX 50 FUTURE EXP MAR 02 REPRESENTS A GAIN ON FUTURES CONTRACTS WITH GOLDMAN SACHS		2,217,027.58	0.00	2,217,027.58
CD	26-DEC-01	DJ EURO STOXX 50 FUTURE EXP MAR 02 REPRESENTS A GAIN ON FUTURES CONTRACTS WITH GOLDMAN SACHS		5,366.54	0.00	5,366.54
CW	27-DEC-01	DJ EURO STOXX 50 FUTURE EXP MAR 02 REPRESENTS A LOSS ON FUTURES CONTRACTS WITH GOLDMAN SACHS		482.39-	0.00	482.39-
CD	28-DEC-01	DJ EURO STOXX 50 FUTURE EXP MAR 02 REPRESENTS A GAIN ON FUTURES WITH GOLDMAN SACHS		1,060,105.88	0.00	1,060,105.88
CD	31-DEC-01	DJ EURO STOXX 50 FUTURE EXP MAR 02 REPRESENTS A GAIN ON FUTURES CONTRACTS WITH GOLDMAN SACHS		380,849.64	0.00	380,849.64
CW	27-NOV-01	DJ EURO STOXX 50 FUTURE EXP DEC 01 REPRESENTS A LOSS ON FUTURES CONTRACTS WITH GOLDMAN SACHS		727,811.15-	0.00	727,811.15-



Mellon Bank N.A

KNI F540477
JOHN S AND JAMES L KNIGHT FDN
FUTURES MARK

TRANSACTION REPORT
FOR THE PERIOD 01 JANUARY 2001 THROUGH 31 DECEMBER 2001

RUN DATE 19-FEB-02
PAGE 15
M25701

TRAN CODE	EFFECTIVE/ CONTRACTUAL/ SETTLEMENT DATE	SECURITY DESCRIPTION (LOCAL CURR/SETTLE CURR)	SHARES PAR VALUE	TRADE DATE BASE AMOUNT	INVESTMENT BASE COST	REALIZED GAIN/LOSS IN BASE CURRENCY
CW	28-NOV-01	DJ EURO STOXX 50 FUTURE EXP DEC 01 REPRESENTS A LOSS ON FUTURES CONTRACTS WITH GOLDMAN SACHS		2,454,151 50-	0 00	2,454,151.50-
CW	29-NOV-01	DJ EURO STOXX 50 FUTURE EXP DEC 01 REPRESENTS A LOSS ON FUTURES CONTRACTS WITH GOLDMAN SACHS		732,974 55-	0 00	732,974 55-
CW	30-NOV-01	DJ EURO STOXX 50 FUTURE EXP DEC 01 REPRESENTS A LOSS ON FUTURES CONTRACTS WITH GOLDMAN SACHS		322,375 64-	0.00	322,375.64-
CD	03-DEC-01	DJ EURO STOXX 50 FUTURE EXP DEC 01 REPRESENTS A GAIN ON FUTURES CONTRACTS WITH GOLDMAN SACHS		737,202 05	0.00	737,202.05
CW	04-DEC-01	DJ EURO STOXX 50 FUTURE EXP DEC 01 REPRESENTS A LOSS ON FUTURES CONTRACTS WITH GOLDMAN SACHS		462,322 27-	0 00	462,322 27-
CD	05-DEC-01	DJ EURO STOXX 50 FUTURE EXP DEC 01 REPRESENTS A GAIN ON FUTURES CONTRACTS WITH GOLDMAN SACHS		1,413,953 45	0.00	1,413,953.45
CD	06-DEC-01	DJ EURO STOXX 50 FUTURE EXP DEC 01 REPRESENTS A GAIN ON FUTURES CONTRACTS WITH GOLDMAN SACHS		3,661,151 56	0.00	3,661,151.56

KNI F540477
JOHN S AND JAMES L KNIGHT FDN
FUTURES MARK

TRANSACTION REPORT
FOR THE PERIOD 01 JANUARY 2001 THROUGH 31 DECEMBER 2001

RUN DATE 19-FEB-02
PAGE 16
M25701

TRAN CODE	EFFECTIVE/ CONTRACTUAL/ SETTLEMENT DATE	SECURITY DESCRIPTION (LOCAL CURR/SETTLE CURR)	SHARES PAR VALUE	TRADE DATE BASE AMOUNT	INVESTMENT BASE COST	REALIZED GAIN/LOSS IN BASE CURRENCY
CD	07-DEC-01	DJ EURO STOXX 50 FUTURE EXP DEC 01 REPRESENTS A GAIN ON FUTURES CONTRACTS WITH GOLDMAN SACHS		217,718 19	0.00	217,718.19
CW	10-DEC-01	DJ EURO STOXX 50 FUTURE EXP DEC 01 REPRESENTS A LOSS ON FUTURES CONTRACTS WITH GOLDMAN SACHS		1,096,646.44-	0 00	1,096,646.44-
CW	11-DEC-01	DJ EURO STOXX 50 FUTURE EXP DEC 01 REPRESENTS A LOSS ON FUTURES CONTRACTS WITH GOLDMAN SACHS		2,027,261.12-	0.00	2,027,261.12-
CD	12-DEC-01	DJ EURO STOXX 50 FUTURE EXP DEC 01 REPRESENTS A GAIN ON FUTURES CONTRACTS WITH GOLDMAN SACHS		346,506.71	0.00	346,506.71
CW	13-DEC-01	DJ EURO STOXX 50 FUTURE EXP DEC 01 REPRESENTS A LOSS ON FUTURES CONTRACTS WITH GOLDMAN SACHS		1,461,289.38-	0.00	1,461,289.38-
CW	14-DEC-01	DJ EURO STOXX 50 FUTURE EXP DEC 01 REPRESENTS A LOSS ON FUTURES CONTRACTS WITH GOLDMAN SACHS		1,920,321.79-	0.00	1,920,321.79-
CW	17-DEC-01	DJ EURO STOXX 50 FUTURE EXP DEC 01 REPRESENTS A LOSS ON FUTURES CONTRACTS WITH GOLDMAN SACHS		1,679,925 80-	0.00	1,679,925.80-



Mellon TrustSM

Mellon Bank, N.A

KNI F540477
JOHN S AND JAMES L KNIGHT FDN
FUTURES MARK

TRANSACTION REPORT FOR THE PERIOD 01 JANUARY 2001 THROUGH 31 DECEMBER 2001

RUN DATE 19-FEB-0
PAGE 1
H25701

TRAN CODE	EFFECTIVE/ CONTRACTUAL/ SETTLEMENT DATE	SECURITY DESCRIPTION (LOCAL CURR/SETTLE CURR)	SHARES PAR VALUE	TRADE DATE BASE AMOUNT	INVESTMENT BASE COST	REALIZED GAIN/LOSS IN BASE CURRENCY
CD	18-DEC-01	DJ EURO STOXX 50 FUTURE EXP DEC 01 REPRESENTS A GAIN ON FUTURES CONTRACTS WITH GOLDMAN SACHS		4,193,070.00	0.00	4,193,070.00
CW	19-DEC-01	DJ EURO STOXX 50 FUTURE EXP DEC 01 REPRESENTS A LOSS ON FUTURES CONTRACTS WITH GOLDMAN SACHS		505,697.91-	0.00	505,697.91-
CD	20-DEC-01	DJ EURO STOXX 50 FUTURE EXP DEC 01 REPRESENTS A GAIN ON FUTURES CONTRACTS WITH GOLDMAN SACHS		706,957.05	0.00	706,957.05
CD	21-DEC-01	DJ EURO STOXX 50 FUTURE EXP DEC 01 REPRESENTS A GAIN ON FUTURES CONTRACTS WITH GOLDMAN SACHS		2,352.85	0.00	2,352.85
CD	24-DEC-01	DJ EURO STOXX 50 FUTURE EXP DEC 01 REPRESENTS A GAIN ON FUTURES CONTRACTS WITH GOLDMAN SACHS		24,469.60	0.00	24,469.60
CD	26-DEC-01	DJ EURO STOXX 50 FUTURE EXP DEC 01 REPRESENTS A GAIN ON FUTURES CONTRACTS WITH GOLDMAN SACHS		20,940.34	0.00	20,940.34
CW	27-DEC-01	DJ EURO STOXX 50 FUTURE EXP DEC 01 REPRESENTS A LOSS ON FUTURES CONTRACTS WITH GOLDMAN SACHS		1,882.28-	0.00	1,882.28-

KNI F540477
JOHN S AND JAMES L KNIGHT FDN
FUTURES MARK

TRANSACTION REPORT FOR THE PERIOD 01 JANUARY 2001 THROUGH 31 DECEMBER 2001

RUN DATE 19-FEB-0
PAGE 1
H25701

TRAN CODE	EFFECTIVE/ CONTRACTUAL/ SETTLEMENT DATE	SECURITY DESCRIPTION (LOCAL CURR/SETTLE CURR)	SHARES PAR VALUE	TRADE DATE BASE AMOUNT	INVESTMENT BASE COST	REALIZED GAIN/LOSS IN BASE CURRENCY
CW	28-DEC-01	DJ EURO STOXX 50 FUTURE EXP DEC 01 REPRESENTS A LOSS ON FUTURES CONTRACTS WITH GOLDMAN SACHS		18,587.50-	0.00	18,587.50-
CD	31-DEC-01	DJ EURO STOXX 50 FUTURE EXP DEC 01 REPRESENTS A GAIN ON FUTURES CONTRACTS WITH GOLDMAN SACHS		11,764.24	0.00	11,764.24
CD	17-DEC-01	EURO CURRENCY FUTURES EXP MAR 02 REPRESENTS A GAIN ON FUTURES CONTRACTS WITH GOLDMAN SACHS		145,000.00	0.00	145,000.00
CD	17-DEC-01	EURO CURRENCY FUTURES EXP MAR 02 REPS RESIDUAL GAIN ON FUTURES CONTRACTS WITH GOLDMAN SACHS		2,500.00	0.00	2,500.00
CW	18-DEC-01	EURO CURRENCY FUTURES EXP MAR 02 REPRESENTS A LOSS ON FUTURES CONTRACTS WITH GOLDMAN SACHS		150,000.00-	0.00	150,000.00-
CD	19-DEC-01	EURO CURRENCY FUTURES EXP MAR 02 REPRESENTS A GAIN ON FUTURES CONTRACTS WITH GOLDMAN SACHS		10,000.00	0.00	10,000.00
CW	20-DEC-01	EURO CURRENCY FUTURES EXP MAR 02 TO REPRESENT LOSS ON FUTURES CONTRACTS WITH GOLDMAN		270,000.00-	0.00	270,000.00-



Mellon Bank, N.A

TRANSACTION REPORT
FOR THE PERIOD 01 JANUARY 2001 THROUGH 31 DECEMBER 2001

RUN DATE: 19-FEB-02
PAGE: 19
M25701

INI FS40477
JOHN S AND JAMES L KNIGHT FDN
FUTURES MARK

TRAN CODE	EFFECTIVE/ CONTRACTUAL/ SETTLEMENT DATE	SECURITY DESCRIPTION (LOCAL CURR/SETTLE CURR)	SHARES PAR VALUE	TRADE DATE BASE AMOUNT	INVESTMENT BASE COST	REALIZED GAIN/LOSS IN BASE CURRENCY
CD	21-DEC-01	EURO CURRENCY FUTURES EXP MAR 02 REPRESENTS A GAIN ON FUTURES CONTRACTS WITH GOLDMAN SACHS		10,000.00	0.00	10,000.00
JW	24-DEC-01	EURO CURRENCY FUTURES EXP MAR 02 REPRESENTS A LOSS ON FUTURES CONTRACTS WITH GOLDMAN SACHS		1,290,000.00-	0.00	1,290,000.00-
JW	26-DEC-01	EURO CURRENCY FUTURES EXP MAR 02 REPRESENTS A LOSS ON FUTURES CONTRACTS WITH GOLDMAN SACHS		1,060,000.00-	0.00	1,060,000.00-
CD	27-DEC-01	EURO CURRENCY FUTURES EXP MAR 02 REPRESENTS A GAIN ON FUTURES CONTRACTS WITH GOLDMAN SACHS		220,000.00	0.00	220,000.00
CD	28-DEC-01	EURO CURRENCY FUTURES EXP MAR 02 REPRESENTS A GAIN ON FUTURES CONTRACTS WITH GOLDMAN SACHS		450,000.00	0.00	450,000.00
CD	31-DEC-01	EURO CURRENCY FUTURES EXP MAR 02 REPRESENTS A GAIN ON FUTURES CONTRACTS WITH GOLDMAN SACHS		110,000.00	0.00	110,000.00

INI FS40477
JOHN S AND JAMES L KNIGHT FDN
FUTURES MARK

TRANSACTION REPORT
FOR THE PERIOD 01 JANUARY 2001 THROUGH 31 DECEMBER 2001

RUN DATE: 19-FEB-02
PAGE: 20
M25701

TRAN CODE	EFFECTIVE/ CONTRACTUAL/ SETTLEMENT DATE	SECURITY DESCRIPTION (LOCAL CURR/SETTLE CURR)	SHARES PAR VALUE	TRADE DATE BASE AMOUNT	INVESTMENT BASE COST	REALIZED GAIN/LOSS IN BASE CURRENCY
TOTAL		REALIZED GAIN/LOSS ON FUTURES CONTRACTS U.S. DOLLAR		3,459,730.92-	0.00	3,459,730.92-
TOTAL ACTIVITY OF U.S. DOLLAR				173,000.68-	94,619,113.04	3,459,730.92-
GRAND TOTAL ACTIVITY (BASE VALUE)				173,000.68-	94,619,113.04	3,459,730.92-

MARK TO MARKET FUTURES CONTRACTS

624,497

NET LOSS

(2,832,242)



Mellon Bank, N.A

KNI F540481
JOHN S AND JAMES L KNIGHT FDN
CAPITAL GUARDIAN

FOREIGN EXCHANGE CONTRACT TRANSACTIONS
FOR THE PERIOD 01 JANUARY 2001 THROUGH 31 DECEMBER 2001

RUN DATE: 19-FEB-0
PAGE: 62540
BASE CURRENCY: USD

TRAN CODE	UNITS	CONTRACT DESCRIPTION	TRADE DATE/ CONTRACT SETTLE DATE	ACTUAL PAY/REC SETTLE DATE	BASE COST	CURRENCY COST IN BASE	CURRENCY GAIN/LOSS	SETTLEMEN GAIN/LOSS
* INDICATES PENDING SETTLEMENT								
FC	87,993 0000- 59,474.0200	PAYABLE IN USD RECEIVABLE IN GBP	26-DEC-00 03-JAN-01	03-JAN-01 03-JAN-01	87,993 00- 0.00	0 00 89,508.40	0.00 0.00	0.00 1,515.40
FC	13,978,531 0000- 122,307 5600	PAYABLE IN JPY RECEIVABLE IN USD	27-DEC-00 04-JAN-01	04-JAN-01 04-JAN-01	0 00 122,307.56	121,062.93- 0.00	0.00 0.00	1,244.60 0.00
FC	68,611.5900- 7,841,619 0000	PAYABLE IN USD RECEIVABLE IN JPY	27-DEC-00 04-JAN-01	04-JAN-01 04-JAN-01	68,611 59- 0.00	0 00 67,913.38	0.00 0.00	0.00 698.20
FC	8,390,248 0000- 73,373.4000	PAYABLE IN JPY RECEIVABLE IN USD	28-DEC-00 05-JAN-01	05-JAN-01 05-JAN-01	0 00 73,373.40	72,223.87- 0.00	0.01 0.00	1,149.50 0.00
FC	1,010 7700- 1,084 8700	PAYABLE IN USD RECEIVABLE IN EUR	28-DEC-00 02-JAN-01	02-JAN-01 02-JAN-01	1,010 77- 0 00	0 00 1,027.75	0.00 0.00	0.00 16.90
FC	311,764.9900- 35,650,327.0000	PAYABLE IN USD RECEIVABLE IN JPY	28-DEC-00 05-JAN-01	05-JAN-01 05-JAN-01	311,764.99- 0 00	0 00 306,880.65	0.00 0.00	0 0 4,884.30
FC	39,435 5900- 37,039 8600	PAYABLE IN EUR RECEIVABLE IN USD	29-DEC-00 04-JAN-01	04-JAN-01 04-JAN-01	0 00 37,039 88	37,272.55- 0.00	0.00 0.00	232.60 0.00
FC	45,676.3100- 68,107.0300	PAYABLE IN GBP RECEIVABLE IN USD	29-DEC-00 08-JAN-01	08-JAN-01 08-JAN-01	0 00 68,107 03	68,405.86- 0.00	39.04- 0.00	258.90 0.00
FC	4,224,465 0000- 36,927.1400	PAYABLE IN JPY RECEIVABLE IN USD	29-DEC-00 09-JAN-01	09-JAN-01 09-JAN-01	0 00 36,927 14	36,222.64- 0.00	0.00 0.00	704.50 0.00
FC	99,663.6300- 106,109 8000	PAYABLE IN USD RECEIVABLE IN EUR	29-DEC-00 04-JAN-01	04-JAN-01 04-JAN-01	99,663 63- 0 00	0 00 100,209 68	0.00 0.00	0.00 626 00
FC	70,448.1600- 8,059,269.0000	PAYABLE IN USD RECEIVABLE IN JPY	29-DEC-00 09-JAN-01	09-JAN-01 09-JAN-01	70,448.16- 0 00	0 00 69,104.13	0 00 0.00	0.00 1,344.00

KNI F540481
JOHN S AND JAMES L KNIGHT FDN
CAPITAL GUARDIAN

FOREIGN EXCHANGE CONTRACT TRANSACTIONS
FOR THE PERIOD 01 JANUARY 2001 THROUGH 31 DECEMBER 2001

RUN DATE: 19-FEB-0
PAGE: 62540
BASE CURRENCY: USD

TRAN CODE	UNITS	CONTRACT DESCRIPTION	TRADE DATE/ CONTRACT SETTLE DATE	ACTUAL PAY/REC SETTLE DATE	BASE COST	CURRENCY COST IN BASE	CURRENCY GAIN/LOSS	SETTLEMEN GAIN/LOSS
FX	9,739 7400- 9,117.3700	PAYABLE IN EUR RECEIVABLE IN USD	02-JAN-01 04-JAN-01	04-JAN-01 04-JAN-01	0 00 9,117.37	9,197 78- 0.00	7.74 0.00	88.10 0.00
FX	3,463.4000- 3,242.0900	PAYABLE IN EUR RECEIVABLE IN USD	02-JAN-01 04-JAN-01	04-JAN-01 04-JAN-01	0 00 3,242.09	3,273.43- 0.00	0.00 0.00	31.30 0.00
FX	20.9800- 31.2300	PAYABLE IN GBP RECEIVABLE IN USD	02-JAN-01 04-JAN-01	04-JAN-01 04-JAN-01	0 00 31.23	31.57- 0.00	0.23- 0.00	0.10 0.00
FX	8,568 0800- 12,754.3200	PAYABLE IN GBP RECEIVABLE IN USD	02-JAN-01 04-JAN-01	04-JAN-01 04-JAN-01	0 00 12,754 32	12,894.84- 0.00	96.39- 0.00	44.10 0.00
FX	143,912.3300- 151,902.4000	PAYABLE IN USD RECEIVABLE IN EUR	02-JAN-01 04-JAN-01	04-JAN-01 04-JAN-01	143,912.33- 0.00	0 00 143,570.55	0.00 0.00	0 0 341.70
FX	4,431.5500- 4,709.4000	PAYABLE IN USD RECEIVABLE IN EUR	02-JAN-01 04-JAN-01	04-JAN-01 04-JAN-01	4,431.55- 0.00	0 00 4,451.09	0.00 0.00	0 0 19 50
FX	70,241.0600- 73,934.0700	PAYABLE IN USD RECEIVABLE IN EUR	02-JAN-01 05-JAN-01	05-JAN-01 05-JAN-01	70,241.06- 0 00	0 00 70,518.32	0.00 0.00	0 0 277.20
FX	11,321 7900- 7,563.5100	PAYABLE IN USD RECEIVABLE IN GBP	02-JAN-01 08-JAN-01	08-JAN-01 08-JAN-01	11,321.79- 0.00	0 00 11,323.68	0.00 0.00	0 0 1.80
FX	25,669 5300- 200,217.2300	PAYABLE IN USD RECEIVABLE IN HKD	02-JAN-01 04-JAN-01	04-JAN-01 04-JAN-01	25,669.53- 0 00	0 00 25,670.19	0.00 0.00	0 0 0 60
FX	76.4400- 71.3000	PAYABLE IN EUR RECEIVABLE IN USD	03-JAN-01 05-JAN-01	05-JAN-01 05-JAN-01	0 00 71 30	72.25- 0.00	0.66 0.00	1 60 0 00
FX	18,701.6900- 17,368.4500	PAYABLE IN EUR RECEIVABLE IN USD	03-JAN-01 08-JAN-01	08-JAN-01 08-JAN-01	0 00 17,368 45	17,701.99- 0.00	36.89- 0.00	376.60 0 00
FX	8,296 2800- 12,482.5000	PAYABLE IN GBP RECEIVABLE IN USD	03-JAN-01 09-JAN-01	09-JAN-01 09-JAN-01	0 00 12,482 50	12,343.04- 0.00	22.41- 0.00	121 80 0 00



Mellon Bank, N A

FOREIGN EXCHANGE CONTRACT TRANSACTIONS
FOR THE PERIOD 01 JANUARY 2001 THROUGH 31 DECEMBER 2001

RUN DATE 19-FEB-02
PAGE 3
BASE CURRENCY USD

KNI F540481
JOHN S AND JAMES L KNIGHT FOM
CAPITAL GUARDIAN

TRAN CODE	UNITS	CONTRACT DESCRIPTION	TRADE DATE/ CONTRACT SETTLE DATE	ACTUAL PAY/REC SETTLE DATE	BASE COST	CURRENCY COST IN BASE	CURRENCY GAIN/LOSS	SETTLEMENT GAIN/LOSS
FX	20,184 2800- 36,118 1700	PAYABLE IN USD RECEIVABLE IN AUD	03-JAN-01 08-JAN-01	08-JAN-01 08-JAN-01	20,184 28- 0 00	0 00 20,448.30	0 00 0.00	0 00 264 82
FX	1,716 7600- 2,557 2900	PAYABLE IN USD RECEIVABLE IN CAD	03-JAN-01 05-JAN-01	05-JAN-01 05-JAN-01	1,716.76- 0 00	0 00 1,704 06	0.00 0.00	0 00 12 70-
FX	2,304 1400- 3,432 2400	PAYABLE IN USD RECEIVABLE IN CAD	03-JAN-01 05-JAN-01	05-JAN-01 05-JAN-01	2,304 14- 0 00	0 00 2,287 09	0 00 0.00	0.00 17 05-
FX	37,629 7100- 25,251 4500	PAYABLE IN USD RECEIVABLE IN GBP	03-JAN-01 10-JAN-01	10-JAN-01 10-JAN-01	37,629 71- 0 00	0 00 37,662 54	0 00 0.00	0.00 32.83
FX	28,428.6000- 49,096 2000	PAYABLE IN USD RECEIVABLE IN SGD	03-JAN-01 08-JAN-01	08-JAN-01 08-JAN-01	28,428 60- 0 00	0.00 28,412 15	0.00 0.00	0.00 16.45-
FX	5,170 0000- 3,444 3700	PAYABLE IN CAD RECEIVABLE IN USD	04-JAN-01 08-JAN-01	08-JAN-01 08-JAN-01	0 00 3,444 37	3,447 08- 0 00	10.88 0.00	13 59- 0 00
FX	14,168,670 0000- 122,476.2900	PAYABLE IN JPY RECEIVABLE IN USD	04-JAN-01 10-JAN-01	10-JAN-01 10-JAN-01	0 00 122,476 29	121,875.00- 0 00	0 00 0.00	600.49 0.00
FX	20,435 0100- 36,129 8000	PAYABLE IN USD RECEIVABLE IN AUD	04-JAN-01 09-JAN-01	09-JAN-01 09-JAN-01	20,435 01- 0 00	0 00 20,335.66	0 00 0.00	0.00 99.35-
FX	29 7000- 16 7700	PAYABLE IN AUD RECEIVABLE IN USD	05-JAN-01 09-JAN-01	09-JAN-01 09-JAN-01	0 00 16 77	16.72- 0 00	0 00 0.00	0.05 0.00
FX	1 6700- 1.1100	PAYABLE IN CAD RECEIVABLE IN USD	05-JAN-01 09-JAN-01	09-JAN-01 09-JAN-01	0.00 1 11	1.11- 0.00	0.01 0.00	0.01- 0.00
FX	14 6000- 13 8200	PAYABLE IN EUR RECEIVABLE IN USD	05-JAN-01 09-JAN-01	09-JAN-01 09-JAN-01	0 00 13 82	13 87- 0.00	0 15- 0 00	0.10 0.00
FX	66,142 3500- 63,395.4600	PAYABLE IN EUR RECEIVABLE IN USD	05-JAN-01 10-JAN-01	10-JAN-01 10-JAN-01	0 00 63,395 46	62,094.44- 0.00	0.00 0.00	1,301.82 0.00

FOREIGN EXCHANGE CONTRACT TRANSACTIONS
FOR THE PERIOD 01 JANUARY 2001 THROUGH 31 DECEMBER 2001

RUN DATE: 19-FEB-02
PAGE 4
BASE CURRENCY: USD

KNI F540481
JOHN S AND JAMES L KNIGHT FOM
CAPITAL GUARDIAN

TRAN CODE	UNITS	CONTRACT DESCRIPTION	TRADE DATE/ CONTRACT SETTLE DATE	ACTUAL PAY/REC SETTLE DATE	BASE COST	CURRENCY COST IN BASE	CURRENCY GAIN/LOSS	SETTLEMENT GAIN/LOSS
X	11.2200- 1 4400	PAYABLE IN HKD RECEIVABLE IN USD	05-JAN-01 09-JAN-01	09-JAN-01 09-JAN-01	0 00 1 44	1 44- 0.00	0.00 0.00	0.00 0.00
X	8,544,845 0000- 73,340.0100	PAYABLE IN JPY RECEIVABLE IN USD	05-JAN-01 11-JAN-01	11-JAN-01 11-JAN-01	0 00 73,340 01	72,586.18- 0 00	0.00 0.00	753.83 0 00
X	22,239.5800- 38,887.1900	PAYABLE IN USD RECEIVABLE IN AUD	05-JAN-01 10-JAN-01	10-JAN-01 10-JAN-01	22,239.58- 0 00	0.00 21,669 89	0.00 0.00	0.00 569.69-
X	304,674 7000- 317,876.0900	PAYABLE IN USD RECEIVABLE IN EUR	05-JAN-01 10-JAN-01	10-JAN-01 10-JAN-01	304,674 70- 0.00	0.00 298,422 07	0.00 0.00	0.00 6,252.63-
X	73,503 2800- 48,879 9900	PAYABLE IN USD RECEIVABLE IN GBP	05-JAN-01 12-JAN-01	12-JAN-01 12-JAN-01	73,503.28- 0.00	0.00 72,171.31	0.00 0 00	0.00 1,331.97-
X	61,806 4500- 7,201,878 0000	PAYABLE IN USD RECEIVABLE IN JPY	05-JAN-01 11-JAN-01	11-JAN-01 11-JAN-01	61,806.45- 0 00	0 00 61,171.17	0.00 0.00	0.00 635.28-
X	103,180 0100- 97,959.1000	PAYABLE IN EUR RECEIVABLE IN USD	08-JAN-01 10-JAN-01	10-JAN-01 10-JAN-01	0 00 97,959.10	96,889.66- 0 00	24.27- 0.00	1,093 71 0.00
X	270,644 0700- 404,344 9500	PAYABLE IN GBP RECEIVABLE IN USD	08-JAN-01 12-JAN-01	12-JAN-01 12-JAN-01	0 00 404,344 95	399,680 63- 0 00	74.66- 0.00	4,738.98 0.00
X	2,999 5700- 4,502 9500	PAYABLE IN GBP RECEIVABLE IN USD	08-JAN-01 12-JAN-01	12-JAN-01 12-JAN-01	0 00 4,502.95	4,435 21- 0 00	6.34- 0.00	74.68 0.00
X	17,940 0000- 2,298.5300	PAYABLE IN HKD RECEIVABLE IN USD	08-JAN-01 10-JAN-01	10-JAN-01 10-JAN-01	0 00 2,298.53	2,300.25- 0.00	0.21- 0.00	1.51- 0.00
X	6.6900- 0 7100	PAYABLE IN SEK RECEIVABLE IN USD	08-JAN-01 10-JAN-01	10-JAN-01 10-JAN-01	0 00 0 71	0 70- 0 00	0.01 0.00	0.00 0 00
X	0 5700- 0.3500	PAYABLE IN SGD RECEIVABLE IN USD	08-JAN-01 10-JAN-01	10-JAN-01 10-JAN-01	0.00 0.33	0 33- 0.00	0.00 0.00	0.00 0.00



Mellon Bank, N.A

KNI F540481
JOHN S AND JAMES L KNIGHT FDN
CAPITAL GUARDIAN

FOREIGN EXCHANGE CONTRACT TRANSACTIONS
FOR THE PERIOD 01 JANUARY 2001 THROUGH 31 DECEMBER 2001

RUN DATE 19-FEB-02
PAGE 5
62540
BASE CURRENCY USD

TRAN CODE	UNITS	CONTRACT DESCRIPTION	TRADE DATE/ CONTRACT SETTLE DATE	ACTUAL PAY/REC SETTLE DATE	BASE COST	CURRENCY COST IN BASE	CURRENCY GAIN/LOSS	SETTLEMENT GAIN/LOSS
FX	20,692 6000- 36,386 1500	PAYABLE IN USD RECEIVABLE IN AUD	08-JAN-01 11-JAN-01	11-JAN-01 11-JAN-01	20,692 80- 0 00	0.00 20,367 15	0.00 0.00	0.00 325.63
FX	137,725 1800- 92,184 9100	PAYABLE IN USD RECEIVABLE IN GBP	08-JAN-01 12-JAN-01	12-JAN-01 12-JAN-01	137,725 18- 0 00	0.00 156,111.02	0.00 0.00	0.00 1,614.16
FX	4,233 8900- 3,970 5400	PAYABLE IN EUR RECEIVABLE IN USD	09-JAN-01 11-JAN-01	11-JAN-01 11-JAN-01	0 00 3,970 54	3,902.12- 0.00	131.08 0.00	62.66 0.00
FX	19,479 9800- 18,394.1700	PAYABLE IN EUR RECEIVABLE IN USD	09-JAN-01 10-JAN-01	10-JAN-01 10-JAN-01	0 00 18,394 17	18,287.80- 0.00	0.01 0.00	104 36 0.00
FX	73,262.2900- 109,110 2600	PAYABLE IN GBP RECEIVABLE IN USD	09-JAN-01 16-JAN-01	16-JAN-01 16-JAN-01	0 00 109,110 26	108,373.85- 0.00	875.29- 0.00	1,612 50 0 00
FX	5,656,901 0000- 48,468 8900	PAYABLE IN JPY RECEIVABLE IN USD	09-JAN-01 12-JAN-01	12-JAN-01 12-JAN-01	0.00 48,468 89	48,041.62- 0.00	0.00 0.00	427.27 0 00
FX	108,901 2000- 12,710,077.0000	PAYABLE IN USD RECEIVABLE IN JPY	09-JAN-01 12-JAN-01	12-JAN-01 12-JAN-01	108,901 20- 0 00	0.00 107,941 21	0.00 0.00	0.00 959 99
FX	47,085 6600- 81,590 0300	PAYABLE IN USD RECEIVABLE IN SGD	09-JAN-01 12-JAN-01	12-JAN-01 12-JAN-01	47,085 66- 0 00	0 00 47,085.66	0.00 0.00	0 00 0 00
FX	139,730.1200- 208,104 2400	PAYABLE IN GBP RECEIVABLE IN USD	10-JAN-01 16-JAN-01	16-JAN-01 16-JAN-01	0.00 208,104 26	205,888.12- 0.00	62.11- 0.00	3,078.25 0 00
FX	42,943 6900- 45,709 0900	PAYABLE IN USD RECEIVABLE IN EUR	10-JAN-01 12-JAN-01	12-JAN-01 12-JAN-01	42,943 69- 0 00	0.00 43,364.21	0.00 0.00	0.00 420 52
FX	51,023 7900- 34,258 8700	PAYABLE IN USD RECEIVABLE IN GBP	10-JAN-01 17-JAN-01	17-JAN-01 17-JAN-01	51,023 79- 0 00	0.00 50,454.75	0.00 0.00	0 00 569 04
FX	219,208 3300- 147,185 8700	PAYABLE IN USD RECEIVABLE IN GBP	10-JAN-01 16-JAN-01	16-JAN-01 16-JAN-01	219,208 33- 0 00	0.00 215,965.83	0.00 0.00	0.00 3,242.50

KNI F540481
JOHN S AND JAMES L KNIGHT FDN
CAPITAL GUARDIAN

FOREIGN EXCHANGE CONTRACT TRANSACTIONS
FOR THE PERIOD 01 JANUARY 2002 THROUGH 31 DECEMBER 2002

RUN DATE 19-FEB-02
PAGE 6
62540
BASE CURRENCY: USD

TRAN CODE	UNITS	CONTRACT DESCRIPTION	TRADE DATE/ CONTRACT SETTLE DATE	ACTUAL PAY/REC SETTLE DATE	BASE COST	CURRENCY COST IN BASE	CURRENCY GAIN/LOSS	SETTLEMENT GAIN/LOSS
FX	49,573 7300- 5,767,903.0000	PAYABLE IN USD RECEIVABLE IN JPY	10-JAN-01 12-JAN-01	12-JAN-01 12-JAN-01	49,573 73- 0.00	0.00 48,984.31	0.00 0.00	0.01 589.4.
FX	2,928 3800- 2,781.9600	PAYABLE IN EUR RECEIVABLE IN USD	11-JAN-01 16-JAN-01	16-JAN-01 16-JAN-01	0.00 2,781.96	2,775.50- 0.00	29.85- 0.00	36.31 0.01
FX	34,972 4700- 52,395.7500	PAYABLE IN GBP RECEIVABLE IN USD	11-JAN-01 17-JAN-01	17-JAN-01 17-JAN-01	0.00 52,395.75	51,468.24- 0.00	45.47 0.00	890.0- 0.01
FX	26,118 0200- 203,710.0000	PAYABLE IN USD RECEIVABLE IN HKD	11-JAN-01 12-JAN-01	12-JAN-01 12-JAN-01	26,118 02- 0.00	0.00 26,117.68	0.00 0.00	0.01 8.3-
FX	50,623 3200- 5,949,252.0000	PAYABLE IN USD RECEIVABLE IN JPY	11-JAN-01 16-JAN-01	16-JAN-01 16-JAN-01	50,623.32- 0 00	0.00 50,731.24	0.00 0.00	0.01 107.9.
FX	1,472 1600- 1,393.5500	PAYABLE IN EUR RECEIVABLE IN USD	12-JAN-01 16-JAN-01	16-JAN-01 16-JAN-01	0 00 1,393.55	1,393.31- 0.00	15.01- 0.00	13.21 0.01
FX	27,746.8000- 26,409 9600	PAYABLE IN EUR RECEIVABLE IN USD	12-JAN-01 17-JAN-01	17-JAN-01 17-JAN-01	0.00 26,409 96	25,832.53- 0.00	7.20- 0.00	584.6- 0.01
FX	50,407.1900- 74,501 8300	PAYABLE IN GBP RECEIVABLE IN USD	12-JAN-01 18-JAN-01	18-JAN-01 18-JAN-01	0 00 74,501.83	74,356.84- 0.00	37.41 0.00	108.31 0.01
FX	20,325.6100- 36,524.0000	PAYABLE IN USD RECEIVABLE IN AUD	12-JAN-01 17-JAN-01	17-JAN-01 17-JAN-01	20,325 61- 0.00	0.00 20,133.86	0.00 0.00	0.01 192.7-
FX	124,444 4000- 130,740.8000	PAYABLE IN USD RECEIVABLE IN EUR	12-JAN-01 17-JAN-01	17-JAN-01 17-JAN-01	124,444 40- 0 00	0.00 121,687.07	0.00 0.00	0.01 2,757.3
FX	84,456 1500- 57,142.5700	PAYABLE IN USD RECEIVABLE IN GBP	12-JAN-01 19-JAN-01	19-JAN-01 19-JAN-01	84,456.15- 0 00	0.00 83,891 81	0.00 0.00	0.01 345.1-
FX	82,920 5400- 56,019.2000	PAYABLE IN USD RECEIVABLE IN GBP	12-JAN-01 19-JAN-01	19-JAN-01 19-JAN-01	82,920.54- 0.00	0.00 82,236.03	0.00 0.00	0.0 684.5



Mellon Bank, N.A

KN1 F540481
JOHN S AND JAMES L KNIGHT FDN
CAPITAL GUARDIAN

FOREIGN EXCHANGE CONTRACT TRANSACTIONS
FOR THE PERIOD 01 JANUARY 2001 THROUGH 31 DECEMBER 2001

RUN DATE 19-FEB-02
PAGE 7
BASE CURRENCY USD

TRAN CODE	UNITS	CONTRACT DESCRIPTION	TRADE DATE/ CONTRACT SETTLE DATE	ACTUAL PAY/REC SETTLE DATE	BASE COST	CURRENCY COST IN BASE	CURRENCY GAIN/LOSS	SETTLEMENT GAIN/LOSS
FX	65,422 4200- 7,732,995 0000	PAYABLE IN USD RECEIVABLE IN JPY	12-JAN-01 17-JAN-01	17-JAN-01 17-JAN-01	65,422 42- 0 00	0 00 65,392 54	0 00 0 00	0 00 29 88-
FX	50,838 1800- 47,696 3800	PAYABLE IN EUR RECEIVABLE IN USD	16-JAN-01 18-JAN-01	18-JAN-01 18-JAN-01	0 00 47,696 38	48,014 57- 0 00	30 85 0 00	348.24- 0 00
FX	158,209 7700- 148,424.5000	PAYABLE IN EUR RECEIVABLE IN USD	16-JAN-01 17-JAN-01	17-JAN-01 17-JAN-01	0 00 148,424.50	147,278 20- 0 00	24.46- 0 00	1,170 76 0 00
FX	15,314 7200- 22,520 6000	PAYABLE IN GBP RECEIVABLE IN USD	16-JAN-01 22-JAN-01	22-JAN-01 22-JAN-01	0 00 22,520 60	22,452 31- 0 00	17 01- 0 00	85 30 0 00
FX	23,276 7800- 34,228 5800	PAYABLE IN GBP RECEIVABLE IN USD	16-JAN-01 19-JAN-01	19-JAN-01 19-JAN-01	0 00 34,228 50	34,257.54- 0 00	84.90- 0 00	55 86 0 00
FX	3,734,505 0000- 31,726 3200	PAYABLE IN JPY RECEIVABLE IN USD	16-JAN-01 17-JAN-01	17-JAN-01 17-JAN-01	0 00 31,726 32	31,580 10- 0 00	0 00 0 00	146 22 0 00
FX	3,023 1300- 4,528.6500	PAYABLE IN USD RECEIVABLE IN CAD	16-JAN-01 17-JAN-01	17-JAN-01 17-JAN-01	3,023 13- 0 00	0 00 2,996 13	0 00 0 00	0 00 27 00-
FX	1,814 4200- 2,718 0900	PAYABLE IN USD RECEIVABLE IN CAD	16-JAN-01 18-JAN-01	18-JAN-01 18-JAN-01	1,814 42- 0 00	0 00 1,793 23	0 00 0 00	0 00 21 19-
FX	147,735 4600- 17,392,896 0000	PAYABLE IN USD RECEIVABLE IN JPY	16-JAN-01 18-JAN-01	18-JAN-01 18-JAN-01	147,735 46- 0 00	0 00 147,647 67	0 00 0 00	0 00 87.79-
FX	329,862 3200- 308,055 1200	PAYABLE IN EUR RECEIVABLE IN USD	17-JAN-01 22-JAN-01	22-JAN-01 22-JAN-01	0 00 308,055.12	308,999 05- 0 00	17 81- 0 00	926 92- 0 00
FX	5,555 0000- 8,163 8700	PAYABLE IN GBP RECEIVABLE IN USD	17-JAN-01 19-JAN-01	19-JAN-01 19-JAN-01	0 00 8,163 07	8,155 38- 0 00	0 00 0 00	7.77 0 00
FX	13,848 9400- 20,402 2600	PAYABLE IN GBP RECEIVABLE IN USD	17-JAN-01 23-JAN-01	23-JAN-01 23-JAN-01	0 00 20,402 26	20,357 75- 0 00	27 20 0 00	17.31 0 00

KN1 F540481
JOHN S AND JAMES L KNIGHT FDN
CAPITAL GUARDIAN

FOREIGN EXCHANGE CONTRACT TRANSACTIONS
FOR THE PERIOD 01 JANUARY 2001 THROUGH 31 DECEMBER 2001

RUN DATE 19-FEB-02
PAGE 8
BASE CURRENCY USD

TRAN CODE	UNITS	CONTRACT DESCRIPTION	TRADE DATE/ CONTRACT SETTLE DATE	ACTUAL PAY/REC SETTLE DATE	BASE COST	CURRENCY COST IN BASE	CURRENCY GAIN/LOSS	SETTLEMENT GAIN/LOSS
FX	26,500 6900- 206,697 4200	PAYABLE IN USD RECEIVABLE IN HKD	17-JAN-01 19-JAN-01	19-JAN-01 19-JAN-01	26,500 69- 0 00	0 00 26,501 54	0 00 0 00	0 00 0 85
FX	44,432 8500- 5,272,402.0000	PAYABLE IN USD RECEIVABLE IN JPY	17-JAN-01 22-JAN-01	22-JAN-01 22-JAN-01	44,432 85- 0 00	0 00 45,229 58	0 00 0 00	0 00 796 65
FX	35,799 2700- 52,750.2200	PAYABLE IN GBP RECEIVABLE IN USD	18-JAN-01 24-JAN-01	24-JAN-01 24-JAN-01	0 00 52,750 22	52,306.31- 0 00	0 00 0 00	443 91 0 00
FX	2,463,994.0000- 22,568 3800	PAYABLE IN JPY RECEIVABLE IN USD	18-JAN-01 23-JAN-01	23-JAN-01 23-JAN-01	0 00 22,568.38	22,783.79- 0 00	0 01- 0 00	215 40- 0 00
FX	77,784.6600- 82,355.3800	PAYABLE IN USD RECEIVABLE IN EUR	18-JAN-01 22-JAN-01	22-JAN-01 22-JAN-01	77,784 66- 0 00	0 00 77,142.28	0 00 0 00	0 00 642.38-
FX	59,942.0500- 7,075,620 8000	PAYABLE IN USD RECEIVABLE IN JPY	18-JAN-01 23-JAN-01	23-JAN-01 23-JAN-01	59,942.05- 0 00	0 00 60,514.18	0 00 0 00	0 00 572.13
FX	66,239.5700- 61,936.6500	PAYABLE IN EUR RECEIVABLE IN USD	19-JAN-01 24-JAN-01	24-JAN-01 24-JAN-01	0 00 61,936 65	61,337 84- 0 00	0 00 0 00	598 81 0 00
FX	66,512.6800- 97,341 3100	PAYABLE IN GBP RECEIVABLE IN USD	19-JAN-01 25-JAN-01	25-JAN-01 25-JAN-01	0 00 97,341.31	97,085 23- 0 00	0 00 0 00	256.88 0 00
FX	16,161.497.0000- 137,977.9600	PAYABLE IN JPY RECEIVABLE IN USD	19-JAN-01 24-JAN-01	24-JAN-01 24-JAN-01	0 00 137,977 96	136,793.74- 0 00	0 00 0 00	1,184.22 0 00
FX	67,022 5000- 71,678.7500	PAYABLE IN USD RECEIVABLE IN EUR	19-JAN-01 24-JAN-01	24-JAN-01 24-JAN-01	67,022 50- 0 00	0 00 66,374 52	0 00 0 00	0 00 647.98-
FX	150,753.8400- 17,457,948 0000	PAYABLE IN USD RECEIVABLE IN JPY	19-JAN-01 24-JAN-01	24-JAN-01 24-JAN-01	150,753 84- 0 00	0 00 149,459.97	0 00 0 01	0 00 1,293 88-
FX	44,922 9400- 65,825 5800	PAYABLE IN GBP RECEIVABLE IN USD	22-JAN-01 29-JAN-01	29-JAN-01 29-JAN-01	0 00 65,825.58	65,461 71- 0 00	0 00 0 00	363 87 0 00



Mellon Bank, N.A

KNI F540481
JOHN S AND JAMES L KNIGHT FDN
CAPITAL GUARDIAN

FOREIGN EXCHANGE CONTRACT TRANSACTIONS
FOR THE PERIOD 01 JANUARY 2001 THROUGH 31 DECEMBER 2001

RUN DATE: 19-FEB-0
PAGE: 1
C2540
BASE CURRENCY: USD

TRAN CODE	UNITS	CONTRACT DESCRIPTION	TRADE DATE/ CONTRACT SETTLE DATE	ACTUAL PAY/REC SETTLE DATE	BASE COST	CURRENCY COST IN BASE	CURRENCY GAIN/LOSS	SETTLEMEN GAIN/LOSS
FX	65,356 0500- 95,766.2200	PAYABLE IN GBP RECEIVABLE IN USD	22-JAN-01 26-JAN-01	26-JAN-01 26-JAN-01	0 00 95,766 22	95,243.37- 0.00	0.00 0.00	522 81 0.01
FX	7,050,979 0000- 60,654 5700	PAYABLE IN JPY RECEIVABLE IN USD	22-JAN-01 25-JAN-01	25-JAN-01 25-JAN-01	0 00 60,654 57	60,377 01- 0.00	0.00 0.00	277.54 0.01
FX	82,884.6500- 56,599 3500	PAYABLE IN USD RECEIVABLE IN GBP	22-JAN-01 26-JAN-01	26-JAN-01 26-JAN-01	82,884 65- 0 00	0 00 82,482.23	0.00 0.00	0.01 402.4.
FX	50,457 7700- 5,872,275.0000	PAYABLE IN USD RECEIVABLE IN JPY	22-JAN-01 25-JAN-01	25-JAN-01 25-JAN-01	50,457 77- 0 00	0 00 50,226.87	0.00 0.00	0 01 230.91
FX	5,480.0000- 7,916.4000	PAYABLE IN GBP RECEIVABLE IN USD	23-JAN-01 24-JAN-01	24-JAN-01 24-JAN-01	0 00 7,916 40	7,937.93- 0 00	47.99- 0.00	26.44 0 01
FX	5,490,283 0000- 29,841 6000	PAYABLE IN JPY RECEIVABLE IN USD	23-JAN-01 26-JAN-01	26-JAN-01 26-JAN-01	0 00 29,841 68	29,836 58- 0.00	0.00 0.00	5 11 0.01
FX	26,451 8800- 206,311.4100	PAYABLE IN USD RECEIVABLE IN HKD	23-JAN-01 30-JAN-01	30-JAN-01 30-JAN-01	26,451.88- 0 00	0 00 26,451.88	0.00 0.00	0.01 0 01
FX	91,613.3800- 10,715,101.0000	PAYABLE IN USD RECEIVABLE IN JPY	23-JAN-01 26-JAN-01	26-JAN-01 26-JAN-01	91,613 38- 0 00	0 00 91,597.72	0.00 0 00	0 01 15 64
FX	1,231,000.0000- 1,135,720.6000	PAYABLE IN EUR RECEIVABLE IN USD	24-JAN-01 29-JAN-01	29-JAN-01 29-JAN-01	0 00 1,135,720.60	1,130,689.99- 0.00	16.49- 0.00	5,047 11 0.01
FX	5,644.5300- 5,296.2300	PAYABLE IN GBP RECEIVABLE IN USD	24-JAN-01 30-JAN-01	30-JAN-01 30-JAN-01	0.00 5,296 23	5,523.09- 0.00	0.11 0.00	26.9 0 01
FX	14,567 8600- 21,216.0500	PAYABLE IN GBP RECEIVABLE IN USD	24-JAN-01 31-JAN-01	31-JAN-01 31-JAN-01	0 00 21,216 05	21,285.08- 0.00	0.02 0.00	49 81 0.01
FX	10,368,167 0000- 88,857.7000	PAYABLE IN JPY RECEIVABLE IN USD	24-JAN-01 29-JAN-01	29-JAN-01 29-JAN-01	0 00 88,857 70	88,875.11- 0.00	0.00 0.00	817.4 0 01

KNI F540481
JOHN S AND JAMES L KNIGHT FDN
CAPITAL GUARDIAN

FOREIGN EXCHANGE CONTRACT TRANSACTIONS
FOR THE PERIOD 01 JANUARY 2001 THROUGH 31 DECEMBER 2001

RUN DATE: 19-FEB-0
PAGE: 1
C2540
BASE CURRENCY: USD

TRAN CODE	UNITS	CONTRACT DESCRIPTION	TRADE DATE/ CONTRACT SETTLE DATE	ACTUAL PAY/REC SETTLE DATE	BASE COST	CURRENCY COST IN BASE	CURRENCY GAIN/LOSS	SETTLEMEN GAIN/LOSS
FX	19,766 5100- 36,328.8100	PAYABLE IN USD RECEIVABLE IN AUD	24-JAN-01 30-JAN-01	30-JAN-01 30-JAN-01	19,766 51- 0 00	0 00 19,839.16	0.00 0.00	0 0 72.6
FX	62,838 4300- 91,781.8100	PAYABLE IN GBP RECEIVABLE IN USD	25-JAN-01 31-JAN-01	31-JAN-01 31-JAN-01	0 00 91,781 81	91,613.23- 0.00	0.00 0.00	31 4 0 0
FX	4,224,456.0000- 36,201.7600	PAYABLE IN JPY RECEIVABLE IN USD	25-JAN-01 30-JAN-01	30-JAN-01 30-JAN-01	0 00 36,201.76	36,205.49- 0.00	0.01- 0.00	3.7 0 0
FX	683,641.1500- 1,254,617.6000	PAYABLE IN USD RECEIVABLE IN AUD	25-JAN-01 31-JAN-01	31-JAN-01 31-JAN-01	683,641.13- 0 00	0 00 689,035.99	0.00 0.00	0 0 5,394.8
FX	224,529.3700- 242,989.2600	PAYABLE IN USD RECEIVABLE IN EUR	25-JAN-01 30-JAN-01	30-JAN-01 30-JAN-01	224,529 37- 0 00	0 00 224,643.57	0.00 0.00	0 0 114.2
FX	20,833 8800- 14,263.9200	PAYABLE IN USD RECEIVABLE IN GBP	25-JAN-01 31-JAN-01	31-JAN-01 31-JAN-01	20,833.88- 0 00	0 00 20,841.00	0.00 0.01-	0 0 7.1
FX	522,196 6300- 60,815,020.0000	PAYABLE IN USD RECEIVABLE IN JPY	25-JAN-01 29-JAN-01	29-JAN-01 29-JAN-01	522,196.63- 0 00	0 00 520,297.92	0.00 0.00	0 0 1,898.7
FX	31,361 7400- 3,659,664.0000	PAYABLE IN USD RECEIVABLE IN JPY	25-JAN-01 30-JAN-01	30-JAN-01 30-JAN-01	31,361.74- 0 00	0 00 31,364.96	0.00 0.00	0 0 3.2
FX	240,568.1800- 2,319,534.5000	PAYABLE IN USD RECEIVABLE IN SEK	25-JAN-01 30-JAN-01	30-JAN-01 30-JAN-01	240,568 16- 0 00	0 00 242,299.63	0.00 0.00	0 0 1,731.4
FX	397,771.9800- 367,354 2800	PAYABLE IN EUR RECEIVABLE IN USD	26-JAN-01 31-JAN-01	31-JAN-01 31-JAN-01	0 00 367,354 28	369,915.80- 0.00	12.07 0.00	2,573 5 0 0
FX	93,878.8500- 137,191.7400	PAYABLE IN GBP RECEIVABLE IN USD	26-JAN-01 01-FEB-01	01-FEB-01 01-FEB-01	0 00 137,191.74	138,799.32- 0.00	0.56 0.00	1,688.1 0 0
FX	29,191.8100- 42,660.3300	PAYABLE IN GBP RECEIVABLE IN USD	26-JAN-01 02-FEB-01	02-FEB-01 02-FEB-01	0 00 42,660.33	42,874.08- 0.00	0.01 0.00	213.6 0 0



Mellon Bank N.A

FOREIGN EXCHANGE CONTRACT TRANSACTIONS
FOR THE PERIOD 01 JANUARY 2001 THROUGH 31 DECEMBER 2001

RUN DATE 19-FEB-02
PAGE 11
BASE CURRENCY USD

KNI F540461
JOHN S AND JAMES L KNIGHT FDM
CAPITAL GUARDIAN

TRAN CODE	UNITS	CONTRACT DESCRIPTION	TRADE DATE/ CONTRACT SETTLE DATE	ACTUAL PAY/REC SETTLE DATE	BASE COST	CURRENCY COST IN BASE	CURRENCY GAIN/LOSS	SETTLEMENT GAIN/LOSS
FX	2,587,819 0000- 22,039 0000	PAYABLE IN JPY RECEIVABLE IN USD	26-JAN-01 31-JAN-01	31-JAN-01 31-JAN-01	0 00 22,039 00	22,254 11- 0 00	0 00 0 00	215 11- 0.00
FX	265,934 2700- 287,954 1200	PAYABLE IN USD RECEIVABLE IN EUR	26-JAN-01 31-JAN-01	31-JAN-01 31-JAN-01	265,934 27- 0 00	0 00 267,797 33	0 00 0 00	0 00 1,863 06
FX	110,203 1000- 75,410 3000	PAYABLE IN USD RECEIVABLE IN GBP	26-JAN-01 02-FEB-01	02-FEB-01 02-FEB-01	110,203 10- 0 00	0 00 110,755 10	0 00 0.01-	0.00 552.01
FX	20,777 5400- 14,217 8500	PAYABLE IN USD RECEIVABLE IN GBP	26-JAN-01 01-FEB-01	01-FEB-01 01-FEB-01	20,777 54- 0 00	0 00 21,021 09	0 00 0.00	0 00 243 55
FX	39,345 9500- 4,610,952 0000	PAYABLE IN USD RECEIVABLE IN JPY	26-JAN-01 30-JAN-01	30-JAN-01 30-JAN-01	39,345 95- 0 00	0 00 39,517.93	0 00 0.00	0 00 171 98
FX	375,470 2700- 44,087,719 0000	PAYABLE IN USD RECEIVABLE IN JPY	26-JAN-01 31-JAN-01	31-JAN-01 31-JAN-01	375,470 27- 0 00	0 00 379,135 03	0 00 0 00	0 00 3,464.76
FX	42,352 0000- 28,185 8100	PAYABLE IN CAD RECEIVABLE IN USD	29-JAN-01 31-JAN-01	31-JAN-01 31-JAN-01	0 00 28,185 81	28,204 43- 0 00	2 03 0 00	20 65- 0 00
X	6,472 7800- 3,902 7900	PAYABLE IN CHF RECEIVABLE IN USD	29-JAN-01 31-JAN-01	31-JAN-01 31-JAN-01	0 00 3,902 79	3,937 21- 0 00	0.00 0 00	34 42- 0 00
FX	131,705 5800- 120,932 0600	PAYABLE IN EUR RECEIVABLE IN USD	29-JAN-01 31-JAN-01	31-JAN-01 31-JAN-01	0 00 120,932 06	122,486 19- 0 00	0 00 0 00	1,554.13- 0 00
X	141,816 2400- 130,210 5100	PAYABLE IN EUR RECEIVABLE IN USD	29-JAN-01 01-FEB-01	01-FEB-01 01-FEB-01	0 00 130,210 51	133,327.42- 0 00	22 39 0 00	3,131 30- 0 00
X	91,533 1200- 133,388 4700	PAYABLE IN GBP RECEIVABLE IN USD	29-JAN-01 02-FEB-01	02-FEB-01 02-FEB-01	0 00 133,388 47	134,434 69- 0 00	0.00 0.00	1,046.22- 0 00
X	3,418,511 0000- 29,300 4300	PAYABLE IN JPY RECEIVABLE IN USD	29-JAN-01 01-FEB-01	01-FEB-01 01-FEB-01	0 00 29,300 43	29,441.13- 0 00	0.00 0.00	340 70- 0 00

KNI F540461
JOHN S AND JAMES L KNIGHT FDM
CAPITAL GUARDIAN

FOREIGN EXCHANGE CONTRACT TRANSACTIONS
FOR THE PERIOD 01 JANUARY 2001 THROUGH 31 DECEMBER 2001

RUN DATE: 19-FEB-02
PAGE: 12
BASE CURRENCY: USD

TRAN CODE	UNITS	CONTRACT DESCRIPTION	TRADE DATE/ CONTRACT SETTLE DATE	ACTUAL PAY/REC SETTLE DATE	BASE COST	CURRENCY COST IN BASE	CURRENCY GAIN/LOSS	SETTLEMENT GAIN/LOSS
X	17,299 2700- 9,870 0700	PAYABLE IN SGD RECEIVABLE IN USD	29-JAN-01 31-JAN-01	31-JAN-01 31-JAN-01	0 00 9,870 07	9,895 48- 0 00	25.53 0.00	50.94- 0.00
X	27,678 8400- 15,792 1200	PAYABLE IN SGD RECEIVABLE IN USD	29-JAN-01 31-JAN-01	31-JAN-01 31-JAN-01	0 00 15,792 12	15,832.77- 0.00	40 86 0 00	81 51- 0.00
X	20,836 8300- 38,310.0400	PAYABLE IN USD RECEIVABLE IN AUD	29-JAN-01 01-FEB-01	01-FEB-01 01-FEB-01	20,836 83- 0.00	0 00 21,246 75	0.00 0 00	0.00 489.92
X	132,050 2100- 218,794 0000	PAYABLE IN USD RECEIVABLE IN CHF	29-JAN-01 31-JAN-01	31-JAN-01 31-JAN-01	132,050 21- 0 00	0 00 133,086 37	0.00 0.00	0.00 1,036.16
X	360,716.6600- 597,455 0000	PAYABLE IN USD RECEIVABLE IN CHF	29-JAN-01 31-JAN-01	31-JAN-01 31-JAN-01	360,716 66- 0 00	0 00 363,415 45	0.00 0.00	0.00 2,498.79
X	61,487 3200- 7,173,707 0000	PAYABLE IN USD RECEIVABLE IN JPY	29-JAN-01 01-FEB-01	01-FEB-01 01-FEB-01	61,487.32- 0 00	62,202.26 0 00	0 00 0 00	0.00 714.94
X	54,848 9200- 30,051 7200	PAYABLE IN AUD RECEIVABLE IN USD	30-JAN-01 02-FEB-01	02-FEB-01 02-FEB-01	0 00 30,051 72	30,271 14- 0 00	0 02- 0 00	219.48- 0 00
X	68,271 7100- 45,539 3700	PAYABLE IN CAD RECEIVABLE IN USD	30-JAN-01 01-FEB-01	01-FEB-01 01-FEB-01	0 00 45,539 37	45,730 93- 0.00	0.00 0 00	191.56- 0.00
X	5,296 1200- 3,521 3600	PAYABLE IN CAD RECEIVABLE IN USD	30-JAN-01 01-FEB-01	01-FEB-01 01-FEB-01	0 00 3,521.36	3,527 22- 0 00	20.32 0.00	26.18- 0 00
X	5,096 0000- 3,388 3000	PAYABLE IN CAD RECEIVABLE IN USD	30-JAN-01 01-FEB-01	01-FEB-01 01-FEB-01	0 00 3,388 30	3,405 55- 0 00	7.94 0.00	25.19- 0 00
X	11,371 5000- 10,514.5400	PAYABLE IN EUR RECEIVABLE IN USD	30-JAN-01 31-JAN-01	31-JAN-01 31-JAN-01	0 00 10,514.54	10,575 50- 0 00	0 00 0.00	60 96- 0.00
X	18,199 1600- 26,612 0900	PAYABLE IN GBP RECEIVABLE IN USD	30-JAN-01 02-FEB-01	02-FEB-01 02-FEB-01	0 00 26,612 09	26,729.11- 0 00	0 00 0.00	117.02- 0.00



Mellon Bank, N.A.

KNI F540481
JOHN S AND JAMES L KNIGHT FDN
CAPITAL GUARDIAN

FOREIGN EXCHANGE CONTRACT TRANSACTIONS
FOR THE PERIOD 01 JANUARY 2001 THROUGH 31 DECEMBER 2001

RUN DATE: 19-FEB-02
PAGE: 13
G2540
BASE CURRENCY: USD

TRAN CODE	UNITS	CONTRACT DESCRIPTION	TRADE DATE/ CONTRACT SETTLE DATE	ACTUAL PAY/REC SETTLE DATE	BASE COST	CURRENCY COST IN BASE	CURRENCY GAIN/LOSS	SETTLEMENT GAIN/LOSS
FX	66,010 0900- 96,521 2700	PAYABLE IN GBP RECEIVABLE IN USD	30-JAN-01 05-FEB-01	05-FEB-01 05-FEB-01	0 00 96,521 27	97,384 69- 0 00	0 00 0 00	063 42 0 00
FX	30,530,198 0000- 263,732.4700	PAYABLE IN JPY RECEIVABLE IN USD	30-JAN-01 02-FEB-01	02-FEB-01 02-FEB-01	0 00 263,732 47	263,908 01- 0 00	0 00 0 00	175 54 0 00
FX	55,159 4800- 37,722 8500	PAYABLE IN USD RECEIVABLE IN GBP	30-JAN-01 06-FEB-01	06-FEB-01 06-FEB-01	55,159 48- 0 00	0 00 55,079.13	0 00 0 00	0 00 80.35
FX	92,189.1400- 10,671,999.0000	PAYABLE IN USD RECEIVABLE IN JPY	30-JAN-01 02-FEB-01	02-FEB-01 02-FEB-01	92,189.14- 0 00	0 00 92,250.50	0 00 0 00	0 00 61.36
FX	37,494.8500- 20,659 2900	PAYABLE IN AUD RECEIVABLE IN USD	31-JAN-01 05-FEB-01	05-FEB-01 05-FEB-01	0 00 20,659 29	20,629 67- 0 00	0 00 0 00	29 62 0 00
FX	186,935 7000- 124,798 5200	PAYABLE IN CAD RECEIVABLE IN USD	31-JAN-01 02-FEB-01	02-FEB-01 02-FEB-01	0 00 124,798 52	125,125.92- 0 00	0 00 0 00	317.40 0 00
FX	31.7200- 46.2800	PAYABLE IN GBP RECEIVABLE IN USD	31-JAN-01 02-FEB-01	02-FEB-01 02-FEB-01	0 00 46 28	46.90- 0 00	0 00 0 00	0 31 0 00
FX	27,841 5400- 40,741 1100	PAYABLE IN GBP RECEIVABLE IN USD	31-JAN-01 06-FEB-01	06-FEB-01 06-FEB-01	0 00 40,741 11	40,654 61- 0 00	3.15- 0 00	89 65 0 00
FX	20,444.1900- 37,104 4600	PAYABLE IN USD RECEIVABLE IN AUD	31-JAN-01 05-FEB-01	05-FEB-01 05-FEB-01	20,444 19- 0 00	0 00 20,414 87	0 00 0 00	0 00 29 32
FX	3,467 9300- 5,189 0600	PAYABLE IN USD RECEIVABLE IN CAD	31-JAN-01 02-FEB-01	02-FEB-01 02-FEB-01	3,467 93- 0 00	0 00 3,473.63	0 00 0 00	0 00 5 10
FX	20,895 7100- 14,279.6600	PAYABLE IN USD RECEIVABLE IN GBP	31-JAN-01 06-FEB-01	06-FEB-01 06-FEB-01	20,895 71- 0 00	0 00 20,849.73	0 00 0 00	0 00 45 98
FX	26,060 9200- 203,254.3000	PAYABLE IN USD RECEIVABLE IN HKD	31-JAN-01 02-FEB-01	02-FEB-01 02-FEB-01	26,060 92- 0 00	0 00 26,062.24	0 00 0 01	0 00 1.32

KNI F540481
JOHN S AND JAMES L KNIGHT FDN
CAPITAL GUARDIAN

FOREIGN EXCHANGE CONTRACT TRANSACTIONS
FOR THE PERIOD 01 JANUARY 2001 THROUGH 31 DECEMBER 2001

RUN DATE: 19-FEB-02
PAGE: 14
G2540
BASE CURRENCY: USD

TRAN CODE	UNITS	CONTRACT DESCRIPTION	TRADE DATE/ CONTRACT SETTLE DATE	ACTUAL PAY/REC SETTLE DATE	BASE COST	CURRENCY COST IN BASE	CURRENCY GAIN/LOSS	SETTLEMENT GAIN/LOSS
FX	114,377.5100- 13,505,534 0800	PAYABLE IN USD RECEIVABLE IN JPY	31-JAN-01 05-FEB-01	05-FEB-01 05-FEB-01	114,377 51- 0 00	0 00 115,700.86	0 00 0 00	0 00 1,403.32
FX	37,468 2000- 20,798.6000	PAYABLE IN AUD RECEIVABLE IN USD	01-FEB-01 05-FEB-01	05-FEB-01 05-FEB-01	0 00 20,798.60	20,615.02- 0 00	0 02- 0 00	183.61 0 00
FX	172,671 3600- 115,700 4600	PAYABLE IN CAD RECEIVABLE IN USD	01-FEB-01 05-FEB-01	05-FEB-01 05-FEB-01	0 00 115,700.46	114,638.63- 0 00	0 00 0 00	061.82 0 00
FX	2,267 5600- 1,511.7100	PAYABLE IN CAD RECEIVABLE IN USD	01-FEB-01 05-FEB-01	05-FEB-01 05-FEB-01	0 00 1,511 71	1,517.67- 0 00	9.58- 0 00	3.6- 0 00
FX	34,480.3500- 50,980.9200	PAYABLE IN GBP RECEIVABLE IN USD	01-FEB-01 07-FEB-01	07-FEB-01 07-FEB-01	0 00 50,980.92	50,392.15- 0 00	4.33 0 00	584.4- 0 00
FX	20,584 8700- 37,123 3000	PAYABLE IN USD RECEIVABLE IN AUD	01-FEB-01 06-FEB-01	06-FEB-01 06-FEB-01	20,584.87- 0 00	0 00 20,406.68	0 00 0 00	0 00 178.11
FX	14,070.2500- 20,998 4400	PAYABLE IN USD RECEIVABLE IN CAD	01-FEB-01 02-FEB-01	02-FEB-01 02-FEB-01	14,070.25- 0 00	0 00 14,054.24	0 00 0 00	0 00 16 00
FX	48,033.4200- 71,685.0800	PAYABLE IN USD RECEIVABLE IN CAD	01-FEB-01 05-FEB-01	05-FEB-01 05-FEB-01	48,033 42- 0 00	0 00 47,675.63	0 00 0 00	0 00 357.77
FX	114,849 1100- 13,273,355.0000	PAYABLE IN USD RECEIVABLE IN JPY	01-FEB-01 06-FEB-01	06-FEB-01 06-FEB-01	114,849 11- 0 00	0 00 115,430.51	0 00 0 00	0 00 561.41
FX	38,032.5300- 20,978.7400	PAYABLE IN AUD RECEIVABLE IN USD	02-FEB-01 06-FEB-01	06-FEB-01 06-FEB-01	0 00 20,978.74	20,906.48- 0 00	0 00 0 00	72.20 0 00
FX	87,183.8400- 58,371.6100	PAYABLE IN CAD RECEIVABLE IN USD	02-FEB-01 06-FEB-01	06-FEB-01 06-FEB-01	0 00 58,371.61	57,741.47- 0 00	0 00 0 00	630.10 0 00
FX	76,391 6400- 71,504 8700	PAYABLE IN EUR RECEIVABLE IN USD	02-FEB-01 07-FEB-01	07-FEB-01 07-FEB-01	0 00 71,504.87	71,242.84- 0 00	0 00 0 00	262 00 0 00



Mellon Bank, N.A

FOREIGN EXCHANGE CONTRACT TRANSACTIONS FOR THE PERIOD 01 JANUARY 2001 THROUGH 31 DECEMBER 2001

RUN DATE 19-FEB-02 PAGE 15 G2540 BASE CURRENCY USD

KNI F540481 JOHN S AND JAMES L KNIGHT FDM CAPITAL GUARDIAN

Table with columns: TRAN CODE, UNITS, CONTRACT DESCRIPTION, TRADE DATE/ CONTRACT SETTLE DATE, ACTUAL PAY/REC SETTLE DATE, BASE COST, CURRENCY COST IN BASE, CURRENCY GAIN/LOSS, SETTLEMENT GAIN/LOSS. Contains 18 rows of transaction data.

FOREIGN EXCHANGE CONTRACT TRANSACTIONS FOR THE PERIOD 01 JANUARY 2001 THROUGH 31 DECEMBER 2001

RUN DATE 19-FEB-02 PAGE 16 G2540 BASE CURRENCY: USD

KNI F540481 JOHN S AND JAMES L KNIGHT FDM CAPITAL GUARDIAN

Table with columns: TRAN CODE, UNITS, CONTRACT DESCRIPTION, TRADE DATE/ CONTRACT SETTLE DATE, ACTUAL PAY/REC SETTLE DATE, BASE COST, CURRENCY COST IN BASE, CURRENCY GAIN/LOSS, SETTLEMENT GAIN/LOSS. Contains 18 rows of transaction data.



Mellon Bank, N.A

KNI F540481
JOHN S AND JAMES L KNIGHT FDN
CAPITAL GUARDIAN

FOREIGN EXCHANGE CONTRACT TRANSACTIONS
FOR THE PERIOD 01 JANUARY 2001 THROUGH 31 DECEMBER 2001

RUN DATE: 19-FEB-0
PAGE: 1
62540
BASE CURRENCY: USD

TRAN CODE	UNITS	CONTRACT DESCRIPTION	TRADE DATE/ CONTRACT SETTLE DATE	ACTUAL PAY/REC SETTLE DATE	BASE COST	CURRENCY COST IN BASE	CURRENCY GAIN/LOSS	SETTLEMEN GAIN/LOSS
FX	22,733 6400- 59,733 8500	PAYABLE IN USD RECEIVABLE IN SGD	07-FEB-01 12-FEB-01	12-FEB-01 12-FEB-01	22,733 64- 0 00	0.00 22,753.16	0.00 0.00	0.00 19.50
FX	50,885.6200- 27,213 6300	PAYABLE IN AUD RECEIVABLE IN USD	08-FEB-01 13-FEB-01	13-FEB-01 13-FEB-01	0 00 27,213 63	27,162 74- 0 00	0.00 0.00	50.88 0.00
FX	56,754 8800- 24,316 8200	PAYABLE IN CAD RECEIVABLE IN USD	08-FEB-01 12-FEB-01	12-FEB-01 12-FEB-01	0 00 24,316 82	24,182.43- 0 00	0.00 0.00	134.30 0.00
FX	102,385 4200- 93,959.1000	PAYABLE IN EUR RECEIVABLE IN USD	08-FEB-01 12-FEB-01	12-FEB-01 12-FEB-01	0 00 93,959 10	95,176.04- 0.00	11.60 0.00	1,228.60 0.00
FX	19,898.7300- 37,207.6000	PAYABLE IN USD RECEIVABLE IN AUD	08-FEB-01 13-FEB-01	13-FEB-01 13-FEB-01	19,898 73- 0 00	0.00 19,841 52	0.00 0.00	0.00 37.20
FX	40,454.8900- 61,147 5700	PAYABLE IN USD RECEIVABLE IN CAD	08-FEB-01 12-FEB-01	12-FEB-01 12-FEB-01	40,454 89- 0 00	0.00 40,231.31	0.00 0.00	0.00 223.50
FX	66,688 8600- 7,774,121 0800	PAYABLE IN USD RECEIVABLE IN JPY	08-FEB-01 14-FEB-01	14-FEB-01 14-FEB-01	66,688 86- 0 00	0 00 66,724 92	0.00 0.00	0.00 36.00
FX	7 9300- 4 2200	PAYABLE IN AUD RECEIVABLE IN USD	09-FEB-01 13-FEB-01	13-FEB-01 13-FEB-01	0 00 4 22	4.27- 0.00	0.04- 0.00	0 0 0 0
FX	78,682.6600- 42,173 9100	PAYABLE IN AUD RECEIVABLE IN USD	09-FEB-01 14-FEB-01	14-FEB-01 14-FEB-01	0 00 42,173 91	41,623.13- 0 00	0.00 0.00	550 7 0 0
FX	0 3400- 0 2200	PAYABLE IN CAD RECEIVABLE IN USD	09-FEB-01 13-FEB-01	13-FEB-01 13-FEB-01	0 00 0.22	0.22- 0.00	0.00 0.00	0 0 0 0
FX	0 0400- 0 0200	PAYABLE IN CHF RECEIVABLE IN USD	09-FEB-01 13-FEB-01	13-FEB-01 13-FEB-01	0 00 0 02	0.02- 0.00	0.00 0.00	0 0 0 0
FX	82,314.7000- 76,043.9700	PAYABLE IN EUR RECEIVABLE IN USD	09-FEB-01 14-FEB-01	14-FEB-01 14-FEB-01	0.00 76,043 97	75,606.85- 0.00	0 00 0.00	437.9 0 0

KNI F540481
JOHN S AND JAMES L KNIGHT FDN
CAPITAL GUARDIAN

FOREIGN EXCHANGE CONTRACT TRANSACTIONS
FOR THE PERIOD 01 JANUARY 2001 THROUGH 31 DECEMBER 2001

RUN DATE: 19-FEB-0
PAGE: 1
62540
BASE CURRENCY: USD

TRAN CODE	UNITS	CONTRACT DESCRIPTION	TRADE DATE/ CONTRACT SETTLE DATE	ACTUAL PAY/REC SETTLE DATE	BASE COST	CURRENCY COST IN BASE	CURRENCY GAIN/LOSS	SETTLEMEN GAIN/LOSS
FX	36,598 2400- 52,917.0600	PAYABLE IN GBP RECEIVABLE IN USD	09-FEB-01 14-FEB-01	14-FEB-01 14-FEB-01	0.00 52,917.06	53,444.44- 0.00	0.00 0.00	527.5 0.0
FX	1 4500- 8.1900	PAYABLE IN HKD RECEIVABLE IN USD	09-FEB-01 13-FEB-01	13-FEB-01 13-FEB-01	0 00 0.19	0.19- 0 00	0.00 0.00	0.0 0.0
FX	6 5000- 3 7200	PAYABLE IN SGD RECEIVABLE IN USD	09-FEB-01 13-FEB-01	13-FEB-01 13-FEB-01	0.00 3.72	3.72- 0.00	0.00 0.00	0 0 0 0
FX	42,022.9800- 69,753.9400	PAYABLE IN USD RECEIVABLE IN CHF	09-FEB-01 14-FEB-01	14-FEB-01 14-FEB-01	42,022.98- 0.00	0.00 41,761.31	0.00 0.01-	0.0 261.6
FX	349,895.1100- 377,044.2500	PAYABLE IN USD RECEIVABLE IN EUR	09-FEB-01 14-FEB-01	14-FEB-01 14-FEB-01	349,895.11- 0.00	0.00 347,049.95	0.00 0.01	0.0 2,845.1
FX	73,520.7700- 79,396.0800	PAYABLE IN USD RECEIVABLE IN EUR	09-FEB-01 13-FEB-01	13-FEB-01 13-FEB-01	73,520 77- 0.00	0.00 73,147.61	0.00 0.00	0.0 373.1
FX	38,710 2900- 4,550,124.0000	PAYABLE IN USD RECEIVABLE IN JPY	09-FEB-01 15-FEB-01	15-FEB-01 15-FEB-01	38,710 29- 0.00	0.00 39,320.12	0.00 0.00	0.0 609.8
FX	13,885.2500- 9,560.8700	PAYABLE IN USD RECEIVABLE IN GBP	12-FEB-01 14-FEB-01	14-FEB-01 14-FEB-01	13,885 25- 0.00	0.00 13,961.74	0.00 0.00	0.0 76.4
FX	23,487.7000- 41,009 5300	PAYABLE IN USD RECEIVABLE IN SGD	12-FEB-01 14-FEB-01	14-FEB-01 14-FEB-01	23,487 70- 0 00	0.00 23,494.43	0.00 0.00	0.0 6.7
FX	67,919 1000- 44,595 6000	PAYABLE IN CAD RECEIVABLE IN USD	13-FEB-01 15-FEB-01	15-FEB-01 15-FEB-01	0 00 44,595 60	44,400.27- 0 00	0.00 0.00	195.3 0.0
FX	26,998.9800- 17,727.5000	PAYABLE IN CAD RECEIVABLE IN USD	13-FEB-01 14-FEB-01	14-FEB-01 14-FEB-01	0.00 17,727.50	17,681.06- 0.00	0.00 0.00	46.6 0.0
FX	8,309 4400- 4,966.7900	PAYABLE IN CHF RECEIVABLE IN USD	13-FEB-01 14-FEB-01	14-FEB-01 14-FEB-01	0.00 4,966.79	4,974 81- 0 00	0.01 0.00	0.8 0.0



Mellon Bank, N.A

FOREIGN EXCHANGE CONTRACT TRANSACTIONS
FOR THE PERIOD 01 JANUARY 2001 THROUGH 31 DECEMBER 2001

RUN DATE 19-FEB-02
PAGE 19
BASE CURRENCY USD

KNI F540481
JOHN S AND JAMES L KNIGHT FDN
CAPITAL GUARDIAN

TRAN CODE	UNITS	CONTRACT DESCRIPTION	TRADE DATE/ CONTRACT SETTLE DATE	ACTUAL PAY/REC SETTLE DATE	BASE COST	CURRENCY COST IN BASE	CURRENCY GAIN/LOSS	SETTLEMENT GAIN/LOSS
FX	32,029 8300- 46,436 8500	PAYABLE IN GBP RECEIVABLE IN USD	13-FEB-01 15-FEB-01	15-FEB-01 15-FEB-01	0 00 46,436 85	46,449 66- 0 00	0.00 0.00	12 81- 0 00
FX	33,482 5400- 48,609 9500	PAYABLE IN GBP RECEIVABLE IN USD	13-FEB-01 16-FEB-01	16-FEB-01 16-FEB-01	0 00 48,609 95	48,606 60- 0 00	0.00 0.00	3 35 0 00
FX	611,011 2400- 283,495 1300	PAYABLE IN USD RECEIVABLE IN GBP	13-FEB-01 15-FEB-01	15-FEB-01 15-FEB-01	611,011 24- 0 00	0 00 411,124 64	0.00 0.00	0.00 113 40
FX	76,435 0700- 52,721 1100	PAYABLE IN USD RECEIVABLE IN GBP	13-FEB-01 16-FEB-01	16-FEB-01 16-FEB-01	76,435 07- 0 00	0 00 76,535 24	0.00 0.00	0 00 100 17
X	37,384 1500- 19,836 0300	PAYABLE IN AUD RECEIVABLE IN USD	14-FEB-01 20-FEB-01	20-FEB-01 20-FEB-01	0 00 19,836 03	19,533 22- 0 00	0.00 0.00	302.81 0.00
X	22,783 3500- 14,935 0000	PAYABLE IN CAD RECEIVABLE IN USD	14-FEB-01 16-FEB-01	16-FEB-01 16-FEB-01	0 00 14,935 00	14,847 41- 0 00	0.00 0.00	87.59 0.00
X	30,199 7200- 43,982 2700	PAYABLE IN GBP RECEIVABLE IN USD	14-FEB-01 20-FEB-01	20-FEB-01 20-FEB-01	0 00 43,982 27	43,665 78- 0 00	39.26- 0.00	355.75 0 00
X	58,492 8700- 89,230 8800	PAYABLE IN USD RECEIVABLE IN CAD	14-FEB-01 16-FEB-01	16-FEB-01 16-FEB-01	58,492 87- 0 00	0 00 58,149 81	0.00 0.00	0 00 343.06-
X	80,925 4200- 87,997 7600	PAYABLE IN USD RECEIVABLE IN EUR	14-FEB-01 16-FEB-01	16-FEB-01 16-FEB-01	80,025 42- 0 00	0 00 79,764 13	0.00 0.00	0.00 261 29-
X	38,972 5000- 20,417 6900	PAYABLE IN AUD RECEIVABLE IN USD	15-FEB-01 20-FEB-01	20-FEB-01 20-FEB-01	0 00 20,417 69	20,617 34- 0 00	254.21- 0.00	54 56 0 00
X	89 6800- 80 9200	PAYABLE IN EUR RECEIVABLE IN USD	15-FEB-01 20-FEB-01	20-FEB-01 20-FEB-01	0 00 80 92	82.26- 0 00	0 75- 0 00	0 59- 0 00
X	4,719 8600- 4,258 7300	PAYABLE IN EUR RECEIVABLE IN USD	15-FEB-01 20-FEB-01	20-FEB-01 20-FEB-01	0 00 4,258 73	4,329 31- 0 00	39.43- 0.00	31 15- 0.00

KNI F540481
JOHN S AND JAMES L KNIGHT FDN
CAPITAL GUARDIAN

FOREIGN EXCHANGE CONTRACT TRANSACTIONS
FOR THE PERIOD 01 JANUARY 2001 THROUGH 31 DECEMBER 2001

RUN DATE: 19-FEB-02
PAGE: 20
BASE CURRENCY: USD

TRAN CODE	UNITS	CONTRACT DESCRIPTION	TRADE DATE/ CONTRACT SETTLE DATE	ACTUAL PAY/REC SETTLE DATE	BASE COST	CURRENCY COST IN BASE	CURRENCY GAIN/LOSS	SETTLEMENT GAIN/LOSS
X	3,270 5000- 2,950 9700	PAYABLE IN EUR RECEIVABLE IN USD	15-FEB-01 20-FEB-01	20-FEB-01 20-FEB-01	0 00 2,950 97	2,999 89- 0.00	27.33- 0.00	21.59- 0.00
X	213,847 0700- 361,636 7800	PAYABLE IN USD RECEIVABLE IN CHF	15-FEB-01 20-FEB-01	20-FEB-01 20-FEB-01	213,847 07- 0.00	0 00 214,252 49	0.00 0.00	0.00 405.42
X	54,738 1800- 50,090 9100	PAYABLE IN EUR RECEIVABLE IN USD	16-FEB-01 20-FEB-01	20-FEB-01 20-FEB-01	0 00 50,090 91	49,769 98- 0 00	18.45- 0.00	339.38 0 00
X	125,904 3200- 182,410 1800	PAYABLE IN GBP RECEIVABLE IN USD	16-FEB-01 21-FEB-01	21-FEB-01 21-FEB-01	0 00 182,410 18	181,956.92- 0.00	0.00 0.00	453.26 0 00
X	119,479 3900- 183,448 6500	PAYABLE IN USD RECEIVABLE IN CAD	16-FEB-01 20-FEB-01	20-FEB-01 20-FEB-01	119,479.39- 0 00	0.00 119,316.20	0.00 0.00	0.00 163.19-
X	241,872 5900- 263,932 0300	PAYABLE IN USD RECEIVABLE IN EUR	16-FEB-01 21-FEB-01	21-FEB-01 21-FEB-01	241,872.59- 0.00	0 00 240,758 80	0.00 0.00	0.00 1,113.79-
X	21,332 0300- 30,883 4500	PAYABLE IN GBP RECEIVABLE IN USD	20-FEB-01 21-FEB-01	21-FEB-01 21-FEB-01	0 00 30,803 45	30,829.05- 0.00	0.00 0.00	25 60- 0 00
X	153,367 9800- 258,894 3400	PAYABLE IN USD RECEIVABLE IN CHF	20-FEB-01 21-FEB-01	21-FEB-01 21-FEB-01	153,367.98- 0.00	0 00 154,112.96	0.00 0.00	0.00 744.98
X	122,739.9900- 135,060 1800	PAYABLE IN USD RECEIVABLE IN EUR	20-FEB-01 21-FEB-01	21-FEB-01 21-FEB-01	122,739.99- 0 00	0 00 123,201 98	0.00 0.00	0.00 461 91
X	140,270 7400- 153,751 6900	PAYABLE IN USD RECEIVABLE IN EUR	20-FEB-01 23-FEB-01	23-FEB-01 23-FEB-01	140,270.74- 0.00	0 00 139,652.66	0.00 0.00	0.00 618.08-
X	34,583.9200- 3,999,976 0000	PAYABLE IN USD RECEIVABLE IN JPY	20-FEB-01 22-FEB-01	22-FEB-01 22-FEB-01	34,583 92- 0 00	0 00 34,380 30	0.00 0.00	0.00 203 62-
X	38,914 1700- 28,410 0900	PAYABLE IN AUD RECEIVABLE IN USD	21-FEB-01 26-FEB-01	26-FEB-01 26-FEB-01	0 00 20,410 09	20,340.44- 0.00	0.00 0.00	69 65 0.00



Mellon Bank, N.A

FOREIGN EXCHANGE CONTRACT TRANSACTIONS
FOR THE PERIOD 01 JANUARY 2001 THROUGH 31 DECEMBER 2001

RUN DATE 19-FEB-02
PAGE 21
62540
BASE CURRENCY: USD

KNI F540481
JOHN S AND JAMES L KNIGHT FDN
CAPITAL GUARDIAN

TRAN CODE	UNITS	CONTRACT DESCRIPTION	TRADE DATE/ CONTRACT SETTLE DATE	ACTUAL PAY/REC SETTLE DATE	BASE COST	CURRENCY COST IN BASE	CURRENCY GAIN/LOSS	SETTLEMENT GAIN/LOSS
FX	1,605 6100- 2,465.0000	PAYABLE IN USD RECEIVABLE IN CAD	21-FEB-01 23-FEB-01	23-FEB-01 23-FEB-01	1,605 61- 0 00	0 00 1,601.64	0.00 0.00	0 00 3.97
FX	2,151 0800- 3,299 7600	PAYABLE IN USD RECEIVABLE IN CAD	21-FEB-01 23-FEB-01	23-FEB-01 21-FEB-01	2,151 08- 0 00	0 00 2,155.57	0.00 9.00	0.00 5.31
FX	2,128 1100- 3,264.5200	PAYABLE IN USD RECEIVABLE IN CAD	21-FEB-01 22-FEB-01	22-FEB-01 22-FEB-01	2,128 11- 0 00	0 00 2,123 40	0.00 0.00	0.00 4.71
FX	123,382 0600- 14,389,679.0000	PAYABLE IN USD RECEIVABLE IN JPY	21-FEB-01 26-FEB-01	26-FEB-01 26-FEB-01	123,382 06- 0 00	0 00 123,278.47	0.00 0.00	0.00 103.59
FX	40,306 7600- 21,128.8000	PAYABLE IN AUD RECEIVABLE IN USD	22-FEB-01 27-FEB-01	27-FEB-01 27-FEB-01	0 00 21,128 80	21,152.99- 0.00	0.00 0.00	24.19 0.00
FX	21,942,635.0000- 188,505 7500	PAYABLE IN JPY RECEIVABLE IN USD	22-FEB-01 27-FEB-01	27-FEB-01 27-FEB-01	0 00 188,505 75	188,778.22- 0.00	0.00 0.00	272.47 0.00
FX	394,945 1200- 273,014 2300	PAYABLE IN USD RECEIVABLE IN GBP	22-FEB-01 27-FEB-01	27-FEB-01 27-FEB-01	394,945 12- 0 00	0 00 393,713.82	0.00 0.00	0.00 1,231 30
FX	34,385 5700- 4,602,583 0000	PAYABLE IN USD RECEIVABLE IN JPY	22-FEB-01 27-FEB-01	27-FEB-01 27-FEB-01	34,385.57- 0 00	0 00 34,435.27	0.00 0.00	0.00 49 70
FX	46,213 3600- 24,303.6100	PAYABLE IN AUD RECEIVABLE IN USD	23-FEB-01 28-FEB-01	28-FEB-01 28-FEB-01	0 00 24,303 61	24,225.04- 0.00	0.00 0.00	78.57 0.00
FX	878,534.1600- 520,489.4600	PAYABLE IN CHF RECEIVABLE IN USD	23-FEB-01 27-FEB-01	27-FEB-01 27-FEB-01	0 00 520,489 46	524,560.64- 0.00	0.00 0.00	4,071.18 0.00
FX	33,977 2300- 20,283 7000	PAYABLE IN CHF RECEIVABLE IN USD	23-FEB-01 28-FEB-01	28-FEB-01 28-FEB-01	0 00 20,283 70	20,286.12- 0.00	0.00 0.00	2.42 0 00
FX	14,579,168 0000- 125,635 9100	PAYABLE IN JPY RECEIVABLE IN USD	23-FEB-01 28-FEB-01	28-FEB-01 28-FEB-01	0 00 125,635.91	124,294.89- 0.00	0.00 0.00	1,341 02 0.00

FOREIGN EXCHANGE CONTRACT TRANSACTIONS
FOR THE PERIOD 01 JANUARY 2001 THROUGH 31 DECEMBER 2001

RUN DATE: 19-FEB-02
PAGE: 22
62540
BASE CURRENCY: USD

KNI F540481
JOHN S AND JAMES L KNIGHT FDN
CAPITAL GUARDIAN

TRAN CODE	UNITS	CONTRACT DESCRIPTION	TRADE DATE/ CONTRACT SETTLE DATE	ACTUAL PAY/REC SETTLE DATE	BASE COST	CURRENCY COST IN BASE	CURRENCY GAIN/LOSS	SETTLEMENT GAIN/LOSS
FX	23,429 4600- 25,510.6200	PAYABLE IN USD RECEIVABLE IN EUR	23-FEB-01 28-FEB-01	28-FEB-01 28-FEB-01	23,429 46- 0 00	0 00 23,459.57	0.00 0.00	0 00 30.11
FX	110,150.9500- 1,087,029.0200	PAYABLE IN USD RECEIVABLE IN SEK	23-FEB-01 28-FEB-01	28-FEB-01 28-FEB-01	110,150.95- 0 00	0 00 110,504.12	0.00 0.00	0 00 353.17
FX	883.5000- 801.8400	PAYABLE IN EUR RECEIVABLE IN USD	26-FEB-01 28-FEB-01	28-FEB-01 28-FEB-01	0 00 801.84	882.56- 0.00	9.91 0.00	10.67 0.00
FX	39,523.0000- 57,090.9700	PAYABLE IN GBP RECEIVABLE IN USD	26-FEB-01 28-FEB-01	28-FEB-01 28-FEB-01	0 00 57,090.97	57,003.99- 0.00	0.03 0.00	86.91 0.00
FX	18,192 7000- 27,898.5000	PAYABLE IN USD RECEIVABLE IN CAD	26-FEB-01 28-FEB-01	28-FEB-01 28-FEB-01	18,192.70- 0 00	0 00 18,214.97	0.00 9.81-	0 00 32.00
FX	21,129.0000- 209,367.2800	PAYABLE IN USD RECEIVABLE IN SEK	26-FEB-01 28-FEB-01	28-FEB-01 28-FEB-01	21,129 00- 0 00	0 00 21,283.65	0.00 0.00	0 00 154.62
FX	38,210.6500- 20,833.8400	PAYABLE IN AUD RECEIVABLE IN USD	28-FEB-01 02-MAR-01	02-MAR-01 02-MAR-01	0 00 20,833 84	20,205.79- 0.00	0.00 0.00	171.91 0.00
FX	127.8200- 184 2500	PAYABLE IN GBP RECEIVABLE IN USD	28-FEB-01 02-MAR-01	02-MAR-01 02-MAR-01	0 00 184.25	187.00- 0 00	1.42 0.00	4.11 0.00
FX	32.0000- 46.1300	PAYABLE IN GBP RECEIVABLE IN USD	28-FEB-01 02-MAR-01	02-MAR-01 02-MAR-01	0 00 46 13	47.17- 0.00	0.00 0.00	1.04 0.00
FX	85 2100- 122 8300	PAYABLE IN GBP RECEIVABLE IN USD	28-FEB-01 02-MAR-01	02-MAR-01 02-MAR-01	0 00 122 83	121.84- 0 00	3.77 0.00	2.71 0.00
FX	44,788 3800- 29,078 8800	PAYABLE IN CAD RECEIVABLE IN USD	01-MAR-01 05-MAR-01	05-MAR-01 05-MAR-01	0 00 29,078 88	28,959.25- 0.00	0.00 0.00	118.81 0.00
FX	153,365.6800- 99,060.6400	PAYABLE IN CAD RECEIVABLE IN USD	01-MAR-01 05-MAR-01	05-MAR-01 05-MAR-01	0 00 99,060 64	99,163 12- 0.00	0.00 0.00	102.41 0.00



Mellon Bank, N.A

FOREIGN EXCHANGE CONTRACT TRANSACTIONS
FOR THE PERIOD 01 JANUARY 2001 THROUGH 31 DECEMBER 2001

RUN DATE 19-FEB-02
PAGE 23
BASE CURRENCY USD

KNI F540481
JOHN S AND JAMES L KNIGHT FDN
CAPITAL GUARDIAN

TRAN CODE	UNITS	CONTRACT DESCRIPTION	TRADE DATE/ CONTRACT SETTLE DATE	ACTUAL PAY/REC SETTLE DATE	BASE COST	CURRENCY COST IN BASE	CURRENCY GAIN/LOSS	SETTLEMENT GAIN/LOSS
FX	24 5600- 22 6400	PAYABLE IN EUR RECEIVABLE IN USD	01-MAR-01 05-MAR-01	05-MAR-01 05-MAR-01	0 00 22 64	22 36- 0 00	0.46 0.00	0 18- 0 00
FX	31,896 7100- 3,744,100.0000	PAYABLE IN USD RECEIVABLE IN JPY	01-MAR-01 06-MAR-01	06-MAR-01 06-MAR-01	31,896 71- 0 00	0 00 31,490 81	0.00 0.00	0.00 405 98-
FX	200,293.8200- 1,940,746 9400	PAYABLE IN USD RECEIVABLE IN SEK	01-MAR-01 06-MAR-01	06-MAR-01 06-MAR-01	200,293.82- 0 00	0 00 200,056 38	0.00 0.00	0 00 237 44-
FX	396,607 9200- 256,090 8600	PAYABLE IN CAD RECEIVABLE IN USD	02-MAR-01 06-MAR-01	06-MAR-01 06-MAR-01	0 00 256,090 86	257,487.45- 0 00	0.00 0.00	1,396 59- 0 00
FX	23,116 5900- 33,992 9500	PAYABLE IN GBP RECEIVABLE IN USD	02-MAR-01 07-MAR-01	07-MAR-01 07-MAR-01	0 00 33,992 95	33,791 88- 0 00	8.50- 0.00	210 37 0.00
FX	16,621.5000- 1,976,961 0000	PAYABLE IN USD RECEIVABLE IN JPY	02-MAR-01 07-MAR-01	07-MAR-01 07-MAR-01	16,621 50- 0 00	0 00 16,509 07	0.00 0.00	0 00 112 43-
FX	66,491 3200- 34,695 1700	PAYABLE IN AUD RECEIVABLE IN USD	05-MAR-01 08-MAR-01	08-MAR-01 08-MAR-01	0 00 34,695 17	33,960.54- 0 00	3.42- 0.00	738 05 0 00
FX	24,720 0000- 22,937.6900	PAYABLE IN EUR RECEIVABLE IN USD	05-MAR-01 07-MAR-01	07-MAR-01 07-MAR-01	0.00 22,937.69	22,922 86- 0 00	0.00 0.00	14 83 0 00
FX	228,115 3700- 245,417 2900	PAYABLE IN USD RECEIVABLE IN EUR	05-MAR-01 07-MAR-01	07-MAR-01 07-MAR-01	228,115 37- 0 00	0 00 227,575.45	0.00 0.00	0.00 539 92-
FX	30,536 6900- 32,841.1500	PAYABLE IN USD RECEIVABLE IN EUR	05-MAR-01 08-MAR-01	08-MAR-01 08-MAR-01	30,536 69- 0 00	0 00 30,604 67	0.00 0.00	0 00 67.98
FX	41,924.5600- 4,992,377.0000	PAYABLE IN USD RECEIVABLE IN JPY	05-MAR-01 08-MAR-01	08-MAR-01 08-MAR-01	41,924 56- 0 00	0 00 41,716 12	0.00 0.00	0.00 208 44-
FX	45,000 4900- 23,395 7500	PAYABLE IN AUD RECEIVABLE IN USD	06-MAR-01 09-MAR-01	09-MAR-01 09-MAR-01	0.00 23,395.75	22,952 78- 0.00	16.83- 0.00	459 00 0 00

FOREIGN EXCHANGE CONTRACT TRANSACTIONS
FOR THE PERIOD 01 JANUARY 2001 THROUGH 31 DECEMBER 2001

RUN DATE 19-FEB-02
PAGE 24
BASE CURRENCY: USD

KNI F540481
JOHN S AND JAMES L KNIGHT FDN
CAPITAL GUARDIAN

TRAN CODE	UNITS	CONTRACT DESCRIPTION	TRADE DATE/ CONTRACT SETTLE DATE	ACTUAL PAY/REC SETTLE DATE	BASE COST	CURRENCY COST IN BASE	CURRENCY GAIN/LOSS	SETTLEMENT GAIN/LOSS
FX	0 3100- 0 2000	PAYABLE IN CAD RECEIVABLE IN USD	06-MAR-01 08-MAR-01	08-MAR-01 08-MAR-01	0.00 0 20	0.20- 0 00	0.00 0.00	0 00 0 00
FX	13 7300- 12 7000	PAYABLE IN EUR RECEIVABLE IN USD	06-MAR-01 08-MAR-01	08-MAR-01 08-MAR-01	0 00 12 70	12.73- 0 00	0 06 0 00	0 89- 0 00
FX	837.9000- 774 9700	PAYABLE IN EUR RECEIVABLE IN USD	06-MAR-01 08-MAR-01	08-MAR-01 08-MAR-01	0 00 774 97	776 98- 0 00	3.86 0 00	5.87- 0 00
FX	37.8000- 34 9600	PAYABLE IN EUR RECEIVABLE IN USD	06-MAR-01 08-MAR-01	08-MAR-01 08-MAR-01	0 00 34.96	35.05- 0 00	0.18 0.00	0 27- 0 00
FX	1,556 1000- 1,439 2400	PAYABLE IN EUR RECEIVABLE IN USD	06-MAR-01 08-MAR-01	08-MAR-01 08-MAR-01	0 00 1,439.24	1,442 97- 0 00	7.16 0.00	18.89- 0 00
FX	78 1200- 72 2500	PAYABLE IN EUR RECEIVABLE IN USD	06-MAR-01 08-MAR-01	08-MAR-01 08-MAR-01	0 00 72 25	72 44- 0 00	0.36 0.00	0.55- 0 00
FX	1,275 8800- 1,868 5300	PAYABLE IN GBP RECEIVABLE IN USD	06-MAR-01 08-MAR-01	08-MAR-01 08-MAR-01	0 00 1,868 53	1,865.44- 0 00	7.93 0.00	4.84- 0 00
FX	42 6400- 5 4700	PAYABLE IN MKD RECEIVABLE IN USD	06-MAR-01 08-MAR-01	08-MAR-01 08-MAR-01	0 00 5.47	5.47- 0 00	0.00 0.00	0 00 0 00
X	16.6100- 6 0400	PAYABLE IN SGD RECEIVABLE IN USD	06-MAR-01 08-MAR-01	08-MAR-01 08-MAR-01	0 00 6 04	6 08- 0 00	0.04- 0.00	8.00 0 00
X	31,079 6800- 33,236 7400	PAYABLE IN USD RECEIVABLE IN EUR	06-MAR-01 08-MAR-01	08-MAR-01 08-MAR-01	31,079 68- 0 00	0 00 30,973.32	0.00 0.00	0 00 106.36-
X	35,119 7700- 273,923 6600	PAYABLE IN USD RECEIVABLE IN MKD	06-MAR-01 08-MAR-01	08-MAR-01 08-MAR-01	35,119 77- 0 00	0 00 35,118 87	0.00 0.00	0 00 8 90-
X	26,034 9600- 3,092,433 0000	PAYABLE IN USD RECEIVABLE IN JPY	06-MAR-01 09-MAR-01	09-MAR-01 09-MAR-01	26,034 96- 0.00	0 00 25,845.66	0.00 0.00	0 00 189.30-



Mellon Bank N.A

KNI F540481
JOHN S AND JAMES L KNIGHT FDN
CAPITAL GUARDIAN

FOREIGN EXCHANGE CONTRACT TRANSACTIONS
FOR THE PERIOD 01 JANUARY 2001 THROUGH 31 DECEMBER 2001

RUN DATE: 19-FEB-0
PAGE: 2
BASE CURRENCY: USD

TRAN CODE	UNITS	CONTRACT DESCRIPTION	TRADE DATE/ CONTRACT SETTLE DATE	ACTUAL PAY/REC SETTLE DATE	BASE COST	CURRENCY COST IN BASE	CURRENCY GAIN/LOSS	SETTLEMEN GAIN/LOSS
FX	86,400.0200- 44,214.9800	PAYABLE IN AUD RECEIVABLE IN USD	07-MAR-01 13-MAR-01	13-MAR-01 13-MAR-01	0 00 44,214 98	43,411.39- 0.00	0.00 0.00	803.51 0 01
FX	7,695.2700- 8,211.7900	PAYABLE IN USD RECEIVABLE IN EUR	07-MAR-01 12-MAR-01	12-MAR-01 12-MAR-01	7,695 27- 0 00	0 00 7,630.40	0.00 0.00	0.01 64.8
FX	35,616.5600- 277,802.0100	PAYABLE IN USD RECEIVABLE IN HKD	07-MAR-01 09-MAR-01	09-MAR-01 09-MAR-01	35,616 56- 0 00	0 00 35,616 10	0.00 0.00	0 01 0.41
FX	38,182 2600- 4,569,462.0000	PAYABLE IN USD RECEIVABLE IN JPY	07-MAR-01 12-MAR-01	12-MAR-01 12-MAR-01	38,182 26- 0 00	0 00 37,917.70	0.00 0.00	0 01 264.5
FX	23,040.0000- 11,660 5400	PAYABLE IN AUD RECEIVABLE IN USD	08-MAR-01 12-MAR-01	12-MAR-01 12-MAR-01	0 00 11,660 54	11,751.69- 0.00	3.39- 0.00	87.5 0 01
FX	2,624.3400- 2,431.4500	PAYABLE IN EUR RECEIVABLE IN USD	08-MAR-01 12-MAR-01	12-MAR-01 12-MAR-01	0 00 2,431.45	2,439.47- 0.00	0.93- 0.00	7 01 0 01
FX	5,535.5300- 5,128.6700	PAYABLE IN EUR RECEIVABLE IN USD	08-MAR-01 12-MAR-01	12-MAR-01 12-MAR-01	0 00 5,128 67	5,145.59- 0.00	1.98- 0.00	16.9 0 01
FX	39,538.3300- 26,914.5800	PAYABLE IN USD RECEIVABLE IN GBP	08-MAR-01 13-MAR-01	13-MAR-01 13-MAR-01	39,538.33- 0 00	0 00 39,098.12	0.00 2.00	0 01 442.2
FX	23,608.9400- 184,145 0000	PAYABLE IN USD RECEIVABLE IN HKD	08-MAR-01 12-MAR-01	12-MAR-01 12-MAR-01	23,608.94- 0 00	0 00 23,608.94	0.00 0.00	0 01 0 01
FX	40,808.6200- 20,751 1800	PAYABLE IN AUD RECEIVABLE IN USD	09-MAR-01 14-MAR-01	14-MAR-01 14-MAR-01	0 00 20,751 18	20,375.74- 0.00	0.00 0.00	375.4 0 01
FX	24,933 9500- 36,553 6400	PAYABLE IN GBP RECEIVABLE IN USD	09-MAR-01 14-MAR-01	14-MAR-01 14-MAR-01	0 00 36,553 64	36,114.30- 0.00	0.00 0.00	439.3 0 01
FX	1,362 1800- 1,469.0000	PAYABLE IN USD RECEIVABLE IN EUR	09-MAR-01 13-MAR-01	13-MAR-01 13-MAR-01	1,362 18- 0 00	0 00 1,339.26	0.00 0.00	0 01 22.9

KNI F540481
JOHN S AND JAMES L KNIGHT FDN
CAPITAL GUARDIAN

FOREIGN EXCHANGE CONTRACT TRANSACTIONS
FOR THE PERIOD 01 JANUARY 2001 THROUGH 31 DECEMBER 2001

RUN DATE: 19-FEB-0
PAGE: 2
BASE CURRENCY: USD

TRAN CODE	UNITS	CONTRACT DESCRIPTION	TRADE DATE/ CONTRACT SETTLE DATE	ACTUAL PAY/REC SETTLE DATE	BASE COST	CURRENCY COST IN BASE	CURRENCY GAIN/LOSS	SETTLEMEN GAIN/LOSS
FX	61,214.0200- 65,642.9500	PAYABLE IN USD RECEIVABLE IN EUR	09-MAR-01 14-MAR-01	14-MAR-01 14-MAR-01	61,214.02- 0 00	0 00 59,846.68	0.00 0.00	0 01 1,367.3
FX	67,396 9900- 525,649.5700	PAYABLE IN USD RECEIVABLE IN HKD	09-MAR-01 13-MAR-01	13-MAR-01 13-MAR-01	67,396 99- 0 00	0 00 67,394.40	0.00 0.00	0 01 2.5
FX	124,977.8200- 14,934,849 0000	PAYABLE IN USD RECEIVABLE IN JPY	09-MAR-01 14-MAR-01	14-MAR-01 14-MAR-01	124,977.82- 0 00	0 00 123,535.71	0.00 0.00	0 01 1,442.1
FX	20,110,222 0800- 166,896.7300	PAYABLE IN JPY RECEIVABLE IN USD	12-MAR-01 15-MAR-01	15-MAR-01 15-MAR-01	0 00 166,896.73	165,108.56- 0.00	0.00 0.00	1,788.1 0 01
FX	118.8900- 127.8200	PAYABLE IN USD RECEIVABLE IN EUR	12-MAR-01 13-MAR-01	13-MAR-01 13-MAR-01	118.89- 0 00	0 00 117.25	0.00 0.00	0 01 1.6
FX	68,603 1600- 73,908 3000	PAYABLE IN USD RECEIVABLE IN EUR	12-MAR-01 15-MAR-01	15-MAR-01 15-MAR-01	68,603.16- 0 00	0 00 67,005.26	0.00 0.00	0 01 1,597.9
FX	22,949.4200- 178,996.2600	PAYABLE IN USD RECEIVABLE IN HKD	12-MAR-01 14-MAR-01	14-MAR-01 14-MAR-01	22,949 42- 0 00	0 00 22,948.83	0.00 0.00	0 01 0.5
FX	39,510.3400- 4,760,798.0000	PAYABLE IN USD RECEIVABLE IN JPY	12-MAR-01 15-MAR-01	15-MAR-01 15-MAR-01	39,510.34- 0 00	0 00 39,067.01	0 00 0 00	0 01 423.3
FX	5,601,917.0000- 46,728.5900	PAYABLE IN JPY RECEIVABLE IN USD	13-MAR-01 16-MAR-01	16-MAR-01 16-MAR-01	0 00 46,728.59	45,590.37- 0.00	0.00 0.00	1,138.2 0 01
FX	43,485 2400- 339,158.7800	PAYABLE IN USD RECEIVABLE IN HKD	13-MAR-01 15-MAR-01	15-MAR-01 15-MAR-01	43,485 24- 0 00	0 00 43,481.34	0.00 0.00	0 01 3.9
FX	57,458 6300- 6,888,255 0000	PAYABLE IN USD RECEIVABLE IN JPY	13-MAR-01 16-MAR-01	16-MAR-01 16-MAR-01	57,458.63- 0 00	0 00 56,059.04	0.00 0.00	0 01 1,399.5
FX	21,401.4100- 37,640 8000	PAYABLE IN USD RECEIVABLE IN SGD	13-MAR-01 16-MAR-01	16-MAR-01 16-MAR-01	21,401.41- 0 00	0 00 21,178.64	0.00 0.00	0 01 222.7



Mellon Bank, N.A

FOREIGN EXCHANGE CONTRACT TRANSACTIONS
FOR THE PERIOD 01 JANUARY 2001 THROUGH 31 DECEMBER 2001

RUN DATE 19-FEB-02
PAGE 27
BASE CURRENCY USD

KNI F540481
JOHN S AND JAMES L KNIGHT FDN
CAPITAL GUARDIAN

TRAN CODE	UNITS	CONTRACT DESCRIPTION	TRADE DATE/ CONTRACT SETTLE DATE	ACTUAL PAY/REC SETTLE DATE	BASE COST	CURRENCY COST IN BASE	CURRENCY GAIN/LOSS	SETTLEMENT GAIN/LOSS
FX	25,192 0400- 39,060 0000	PAYABLE IN USD RECEIVABLE IN CAD	16-MAR-01 16-MAR-01	16-MAR-01 16-MAR-01	25,192 04- 0 00	0 00 24,907.54	0 00 0.00	0.00 284.50-
FX	14,522 1400- 10,017 3400	PAYABLE IN USD RECEIVABLE IN GBP	14-MAR-01 19-MAR-01	19-MAR-01 19-MAR-01	14,522 14- 0 00	0.00 14,285.73	0.00 0.00	0 00 236.41-
FX	22,697 7300- 177,033 1800	PAYABLE IN USD RECEIVABLE IN HKD	14-MAR-01 16-MAR-01	16-MAR-01 16-MAR-01	22,697 73- 0 00	0.00 22,696.27	0.00 0.00	0 00 1.46-
FX	67,154 5100- 8,116,630 0000	PAYABLE IN USD RECEIVABLE IN JPY	14-MAR-01 19-MAR-01	19-MAR-01 19-MAR-01	67,154 51- 0 00	0 00 66,439.90	0.00 0.00	0.00 714.61-
FX	127 8200- 116 6000	PAYABLE IN EUR RECEIVABLE IN USD	15-MAR-01 16-MAR-01	16-MAR-01 16-MAR-01	0 00 116 60	115 88- 0.00	1.26- 0.00	1.98 0 00
FX	14,333 2100- 22,328 2800	PAYABLE IN USD RECEIVABLE IN CAD	15-MAR-01 19-MAR-01	19-MAR-01 19-MAR-01	14,333 21- 0 00	0.00 14,237.25	0.00 0.00	0 00 95.96-
FX	48,381 3600- 53,467 6200	PAYABLE IN USD RECEIVABLE IN EUR	15-MAR-01 20-MAR-01	20-MAR-01 20-MAR-01	48,381 36- 0 00	0 00 48,456.49	0.00 0.00	0 00 75.13
FX	169,518 1200- 117,743 8100	PAYABLE IN USD RECEIVABLE IN GBP	15-MAR-01 20-MAR-01	20-MAR-01 20-MAR-01	169,518 12- 0 00	0 00 168,185.26	0.00 0.00	0 00 1,332.86-
FX	185 3000- 127 8200	PAYABLE IN USD RECEIVABLE IN GBP	15-MAR-01 16-MAR-01	16-MAR-01 16-MAR-01	185 30- 0 00	0 00 185.13	0 00 2.36	0.00 2.53-
FX	47,737 0000- 5,642,532 0000	PAYABLE IN USD RECEIVABLE IN JPY	15-MAR-01 21-MAR-01	21-MAR-01 21-MAR-01	47,737 00- 0.00	0 00 47,409.68	0 00 0.00	0 00 327.32-
FX	25,584 8300- 36,576 0700	PAYABLE IN GBP RECEIVABLE IN USD	16-MAR-01 21-MAR-01	21-MAR-01 21-MAR-01	0 00 36,576 07	36,563.12- 0 00	5.28 0.00	7.67 0 00
FX	50,696 8500- 28,522.2400	PAYABLE IN SGD RECEIVABLE IN USD	16-MAR-01 21-MAR-01	21-MAR-01 21-MAR-01	0 00 28,522.24	28,409.55- 0 00	0 00 0 00	112.69 0.00

FOREIGN EXCHANGE CONTRACT TRANSACTIONS
FOR THE PERIOD 01 JANUARY 2001 THROUGH 31 DECEMBER 2001

RUN DATE: 19-FEB-02
PAGE: 28
BASE CURRENCY: USD

KNI F540481
JOHN S AND JAMES L KNIGHT FDN
CAPITAL GUARDIAN

TRAN CODE	UNITS	CONTRACT DESCRIPTION	TRADE DATE/ CONTRACT SETTLE DATE	ACTUAL PAY/REC SETTLE DATE	BASE COST	CURRENCY COST IN BASE	CURRENCY GAIN/LOSS	SETTLEMENT GAIN/LOSS
X	20,228 6100- 40,874.1400	PAYABLE IN USD RECEIVABLE IN AUD	16-MAR-01 21-MAR-01	21-MAR-01 21-MAR-01	20,228 61- 0.00	0.00 20,175.49	0.00 0.01	0.00 53.13-
X	54,968 4900- 61,191 6800	PAYABLE IN USD RECEIVABLE IN EUR	16-MAR-01 20-MAR-01	20-MAR-01 20-MAR-01	54,968 49- 0 00	0 00 55,249.97	0.00 0.00	0.00 281.68
X	61,351 3300- 68,294 8700	PAYABLE IN USD RECEIVABLE IN EUR	16-MAR-01 21-MAR-01	21-MAR-01 21-MAR-01	61,351 33- 0 00	0.00 61,294.65	0.00 0.00	0.00 56.68-
X	70,314 5800- 49,153 8500	PAYABLE IN USD RECEIVABLE IN GBP	16-MAR-01 21-MAR-01	21-MAR-01 21-MAR-01	70,314 58- 0 00	0 00 70,255.60	0.00 0.00	0.00 58.98-
X	51,378.6400- 6,305,855.0000	PAYABLE IN USD RECEIVABLE IN JPY	16-MAR-01 22-MAR-01	22-MAR-01 22-MAR-01	51,378 64- 0 00	0 00 50,751.35	0.00 0.00	0 00 627.29-
X	8,838 1800- 5,626 5500	PAYABLE IN CAD RECEIVABLE IN USD	19-MAR-01 21-MAR-01	21-MAR-01 21-MAR-01	0.00 5,626 55	5,635 62- 0 00	19.80- 0.00	10.73 0.00
X	8,185 8300- 11,541 0800	PAYABLE IN GBP RECEIVABLE IN USD	19-MAR-01 21-MAR-01	21-MAR-01 21-MAR-01	0 00 11,541 08	11,585.66- 0.00	0.00 0.00	44.58- 0.00
X	7,288,689 0000- 59,250 8900	PAYABLE IN JPY RECEIVABLE IN USD	19-MAR-01 23-MAR-01	23-MAR-01 23-MAR-01	0.00 59,250 89	59,407 36- 0.00	0.00 0.00	156.47- 0 00
X	85,230,534 0000- 65,385 9100	PAYABLE IN KRW RECEIVABLE IN USD	19-MAR-01 21-MAR-01	21-MAR-01 21-MAR-01	0 00 65,385 91	65,552.93- 0 00	441.75- 0 00	274.73 0 00
X	49,068 7600- 27,653 7200	PAYABLE IN SGD RECEIVABLE IN USD	19-MAR-01 22-MAR-01	22-MAR-01 22-MAR-01	0 00 27,653 72	27,420.37- 0.00	0.00 0.00	233.35 0 00
X	106,211 6800- 118,235 0000	PAYABLE IN USD RECEIVABLE IN EUR	19-MAR-01 22-MAR-01	22-MAR-01 22-MAR-01	106,211.68- 0.00	0 00 104,484.27	0.00 0.00	0 00 1,727.41-
X	121,542 2200- 85,364 6700	PAYABLE IN USD RECEIVABLE IN GBP	19-MAR-01 21-MAR-01	21-MAR-01 21-MAR-01	121,542 22- 0.00	0 00 122,011.72	0.00 0.00	0.00 469.50



Mellon Bank, N.A

KNI F540481
JOHN S AND JAMES L KNIGHT FDM
CAPITAL GUARDIAN

FOREIGN EXCHANGE CONTRACT TRANSACTIONS
FOR THE PERIOD 01 JANUARY 2001 THROUGH 31 DECEMBER 2001

RUN DATE: 19-FEB-02
PAGE: 25
62540
BASE CURRENCY: USD

TRAN CODE	UNITS	CONTRACT DESCRIPTION	TRADE DATE/ CONTRACT SETTLE DATE	ACTUAL PAY/REC SETTLE DATE	BASE COST	CURRENCY COST IN BASE	CURRENCY GAIN/LOSS	SETTLEMENT GAIN/LOSS
FX	32,409.5900- 22,768.0200	PAYABLE IN USD RECEIVABLE IN GBP	19-MAR-01 22-MAR-01	22-MAR-01 22-MAR-01	32,409.59- 0.00	0.00 32,314.65	0.00 0.00	0.00 94.94
FX	21,975.9180- 171,394.7300	PAYABLE IN USD RECEIVABLE IN HKD	19-MAR-01 21-MAR-01	21-MAR-01 21-MAR-01	21,975.91- 0.00	0.00 21,975.91	0.00 0.00	0.00 0.00
FX	23,992.9900- 2,951,474.0000	PAYABLE IN USD RECEIVABLE IN JPY	19-MAR-01 23-MAR-01	23-MAR-01 23-MAR-01	23,992.99- 0.00	0.00 24,054.35	0.00 0.00	0.00 63.36
FX	1,944.8000- 970.8400	PAYABLE IN AUD RECEIVABLE IN USD	20-MAR-01 22-MAR-01	22-MAR-01 22-MAR-01	0.00 970.84	959.96- 0.00	1.56- 0.00	12.44 0.00
FX	66,041.9800- 38,868.8000	PAYABLE IN CHF RECEIVABLE IN USD	20-MAR-01 23-MAR-01	23-MAR-01 23-MAR-01	0.00 38,868.80	38,515.18- 0.00	0.00 0.00	353.62 0.00
FX	84,922.394.0000- 64,555.2200	PAYABLE IN KRW RECEIVABLE IN USD	20-MAR-01 22-MAR-01	22-MAR-01 22-MAR-01	0.00 64,555.22	65,315.93- 0.00	1,102.37- 0.00	341.66 0.00
FX	37,534.8500- 41,487.8100	PAYABLE IN USD RECEIVABLE IN EUR	20-MAR-01 23-MAR-01	23-MAR-01 23-MAR-01	37,534.85- 0.00	0.00 37,052.74	0.00 0.00	0.00 482.07
FX	91,902.9780- 101,583.9200	PAYABLE IN USD RECEIVABLE IN EUR	20-MAR-01 22-MAR-01	22-MAR-01 22-MAR-01	91,902.97- 0.00	0.00 89,769.71	0.00 0.00	0.00 2,133.26
FX	79,326.0000- 55,242.1000	PAYABLE IN USD RECEIVABLE IN GBP	20-MAR-01 23-MAR-01	23-MAR-01 23-MAR-01	79,326.00- 0.00	0.00 78,963.06	0.00 0.00	0.00 362.94
FX	46,623.6300- 363,631.6800	PAYABLE IN USD RECEIVABLE IN HKD	20-MAR-01 22-MAR-01	22-MAR-01 22-MAR-01	46,623.63- 0.00	0.00 46,624.83	0.00 0.00	0.00 1.20
FX	5,868.8000- 8,377.7100	PAYABLE IN GBP RECEIVABLE IN USD	21-MAR-01 23-MAR-01	23-MAR-01 23-MAR-01	0.00 8,377.71	8,329.59- 0.00	59.27 0.00	11.15 0.00
FX	85,826.934.0000- 65,541.7600	PAYABLE IN KRW RECEIVABLE IN USD	21-MAR-01 23-MAR-01	23-MAR-01 23-MAR-01	0.00 65,541.76	66,011.64- 0.00	444.84- 0.00	25.04 0.00

KNI F540481
JOHN S AND JAMES L KNIGHT FDM
CAPITAL GUARDIAN

FOREIGN EXCHANGE CONTRACT TRANSACTIONS
FOR THE PERIOD 01 JANUARY 2001 THROUGH 31 DECEMBER 2001

RUN DATE: 19-FEB-02
PAGE: 30
62540
BASE CURRENCY: USD

TRAN CODE	UNITS	CONTRACT DESCRIPTION	TRADE DATE/ CONTRACT SETTLE DATE	ACTUAL PAY/REC SETTLE DATE	BASE COST	CURRENCY COST IN BASE	CURRENCY GAIN/LOSS	SETTLEMENT GAIN/LOSS
FX	51,265.5700- 35,821.2400	PAYABLE IN USD RECEIVABLE IN GBP	21-MAR-01 26-MAR-01	26-MAR-01 26-MAR-01	51,265.57- 0.00	0.00 51,349.75	0.00 0.00	0.00 84.18
FX	45,369.4000- 353,835.9500	PAYABLE IN USD RECEIVABLE IN HKD	21-MAR-01 23-MAR-01	23-MAR-01 23-MAR-01	45,369.40- 0.00	0.00 45,364.75	0.00 0.00	0.00 4.65
FX	32,971.0400- 58,853.3100	PAYABLE IN USD RECEIVABLE IN SGD	21-MAR-01 26-MAR-01	26-MAR-01 26-MAR-01	32,971.04- 0.00	0.00 32,823.95	0.00 0.00	0.00 147.11
FX	4,196,447.0000- 33,995.8400	PAYABLE IN JPY RECEIVABLE IN USD	22-MAR-01 26-MAR-01	26-MAR-01 26-MAR-01	0.00 33,995.84	34,074.52- 0.00	0.00 0.00	78.68 0.00
FX	2,604,958.0000- 21,839.9600	PAYABLE IN JPY RECEIVABLE IN USD	22-MAR-01 27-MAR-01	27-MAR-01 27-MAR-01	0.00 21,839.96	21,153.58- 0.00	0.00 0.00	113.62 0.00
FX	46,772.2100- 364,771.7800	PAYABLE IN USD RECEIVABLE IN HKD	22-MAR-01 26-MAR-01	26-MAR-01 26-MAR-01	46,772.21- 0.00	0.00 46,765.61	0.00 0.00	0.00 6.60
FX	21,025.2900- 23,834.5400	PAYABLE IN USD RECEIVABLE IN EUR	23-MAR-01 28-MAR-01	28-MAR-01 28-MAR-01	21,025.29- 0.00	0.00 21,015.63	0.00 0.00	0.00 9.46
FX	23,728.7300- 185,077.0100	PAYABLE IN USD RECEIVABLE IN HKD	23-MAR-01 27-MAR-01	27-MAR-01 27-MAR-01	23,728.73- 0.00	0.00 23,727.52	0.00 0.00	0.00 1.21
FX	3,336,100.0000- 27,170.7000	PAYABLE IN JPY RECEIVABLE IN USD	26-MAR-01 29-MAR-01	29-MAR-01 29-MAR-01	0.00 27,170.70	27,120.56- 0.00	0.00 0.00	50.14 0.00
FX	98,419.1300- 54,887.7800	PAYABLE IN SGD RECEIVABLE IN USD	26-MAR-01 29-MAR-01	29-MAR-01 29-MAR-01	0.00 54,887.70	54,653.00- 0.00	0.00 0.00	234.70 0.00
FX	15,687.1300- 122,356.4400	PAYABLE IN USD RECEIVABLE IN HKD	26-MAR-01 28-MAR-01	28-MAR-01 28-MAR-01	15,687.13- 0.00	0.00 15,687.53	0.00 0.00	0.00 0.40
FX	1,734.0000- 1,104.2500	PAYABLE IN CAD RECEIVABLE IN USD	27-MAR-01 29-MAR-01	29-MAR-01 29-MAR-01	0.00 1,104.25	1,109.30- 0.00	5.68- 0.00	0.63 0.00



Mellon Bank, N.A

FOREIGN EXCHANGE CONTRACT TRANSACTIONS
FOR THE PERIOD 01 JANUARY 2001 THROUGH 31 DECEMBER 2001

RUN DATE 19-FEB-02
PAGE 31
G2540
BASE CURRENCY: USD

KNI F540481
JOHN S AND JAMES L KNIGHT FDN
CAPITAL GUARDIAN

TRAN CODE	UNITS	CONTRACT DESCRIPTION	TRADE DATE/ CONTRACT SETTLE DATE	ACTUAL PAY/REC SETTLE DATE	BASE COST	CURRENCY COST IN BASE	CURRENCY GAIN/LOSS	SETTLEMENT GAIN/LOSS
FX	3,319,206 0000- 27,179 8700	PAYABLE IN JPY RECEIVABLE IN USD	27-MAR-01 02-APR-01	02-APR-01 02-APR-01	0 00 27,179 87	26,251 29- 0 00	0.05- 0.00	928 63 0 00
FX	100,448,674 0000- 76,824 9900	PAYABLE IN KRW RECEIVABLE IN USD	27-MAR-01 29-MAR-01	29-MAR-01 29-MAR-01	0 00 76,824 99	76,619 94- 0 00	637 55- 0.00	842 60 0 00
FX	49,162 9000- 27,469 9100	PAYABLE IN SGD RECEIVABLE IN USD	27-MAR-01 30-MAR-01	30-MAR-01 30-MAR-01	0 00 27,469 91	27,229 52- 0 00	0 00 0.00	240 39 0 00
FX	22,187.2200- 2,709,503 0000	PAYABLE IN USD RECEIVABLE IN JPY	27-MAR-01 02-APR-01	02-APR-01 02-APR-01	22,187 22- 0 00	0 00 21,429 16	0 00 0.00	0 00 758.06-
FX	3 6400- 1.7900	PAYABLE IN AUD RECEIVABLE IN USD	28-MAR-01 30-MAR-01	30-MAR-01 30-MAR-01	0 00 1 79	1 81- 0.00	0.03- 0.00	0 01 0 00
FX	1,657 5000- 959 4800	PAYABLE IN CHF RECEIVABLE IN USD	28-MAR-01 30-MAR-01	30-MAR-01 30-MAR-01	0 00 959 48	958 69- 0 00	1.62 0.00	0.03- 0 00
FX	12,142 1500- 17,445 8600	PAYABLE IN GBP RECEIVABLE IN USD	28-MAR-01 30-MAR-01	30-MAR-01 30-MAR-01	0 00 17,445.84	17,441 64- 0 00	179.19- 0 00	183 35 0 00
FX	3,291,826 0000- 26,883.0200	PAYABLE IN JPY RECEIVABLE IN USD	28-MAR-01 02-APR-01	02-APR-01 02-APR-01	0 00 26,883 02	26,034 69- 0 00	0 00 0.00	848 33 0 00
FX	12,450 9500- 97,111 1500	PAYABLE IN USD RECEIVABLE IN HKD	28-MAR-01 30-MAR-01	30-MAR-01 30-MAR-01	12,450 95- 0.00	0 00 12,431 26	0.00 0 00	0 00 0 31
FX	22,604 4600- 2,767,919 0000	PAYABLE IN USD RECEIVABLE IN JPY	28-MAR-01 02-APR-01	02-APR-01 02-APR-01	22,604 48- 0 00	0 00 21,891 17	0.00 0.00	0 00 713.31-
FX	3,994,600 0000- 32,348 5600	PAYABLE IN JPY RECEIVABLE IN USD	29-MAR-01 03-APR-01	03-APR-01 03-APR-01	0 00 32,348 56	31,721 73- 0 00	0 00 0.00	626.83 0 00
FX	236 0000- 1.9100	PAYABLE IN JPY RECEIVABLE IN USD	29-MAR-01 02-APR-01	02-APR-01 02-APR-01	0 00 1 91	1 87- 0 00	0.00 0.00	0 04 0 00

FOREIGN EXCHANGE CONTRACT TRANSACTIONS
FOR THE PERIOD 01 JANUARY 2001 THROUGH 31 DECEMBER 2001

RUN DATE: 19-FEB-02
PAGE 32
G2540
BASE CURRENCY: USD

KNI F540481
JOHN S AND JAMES L KNIGHT FDN
CAPITAL GUARDIAN

TRAN CODE	UNITS	CONTRACT DESCRIPTION	TRADE DATE/ CONTRACT SETTLE DATE	ACTUAL PAY/REC SETTLE DATE	BASE COST	CURRENCY COST IN BASE	CURRENCY GAIN/LOSS	SETTLEMENT GAIN/LOSS
FX	45,285.1300- 71,172 8300	PAYABLE IN USD RECEIVABLE IN CAD	29-MAR-01 02-APR-01	02-APR-01 02-APR-01	45,285 13- 0.00	0 00 45,204 32	0.00 0.00	0.00 78.01-
FX	39,623 7400- 44,934 0500	PAYABLE IN USD RECEIVABLE IN EUR	29-MAR-01 03-APR-01	03-APR-01 03-APR-01	39,623 74- 0.00	0.00 39,843 02	0.00 0.00	0 00 219.28
FX	21,956 5900- 2,711,200 0000	PAYABLE IN USD RECEIVABLE IN JPY	29-MAR-01 03-APR-01	03-APR-01 03-APR-01	21,956 59- 0 00	0.00 21,531.13	0.00 0.00	0.00 425.46-
FX	1,425 4500- 902 3500	PAYABLE IN CAD RECEIVABLE IN USD	30-MAR-01 03-APR-01	03-APR-01 03-APR-01	0.00 902.35	905.52- 0.00	3.66- 0.00	0.51 0.00
FX	226,540 3900- 130,032.7100	PAYABLE IN CHF RECEIVABLE IN USD	30-MAR-01 04-APR-01	04-APR-01 04-APR-01	0.00 130,032 71	133,833.75- 0.00	0.00 0.00	3,801.04- 0.00
FX	33,408 4000- 19,175.9800	PAYABLE IN CHF RECEIVABLE IN USD	30-MAR-01 03-APR-01	03-APR-01 03-APR-01	0.00 19,175.98	19,323.18- 0.00	73.24 0.00	220.44- 0.00
FX	24.6000- 21 5200	PAYABLE IN EUR RECEIVABLE IN USD	30-MAR-01 03-APR-01	03-APR-01 03-APR-01	0 00 21.52	21.87- 0.00	0.06- 0.00	0.29- 0.00
FX	6.9700- 9 8700	PAYABLE IN GBP RECEIVABLE IN USD	30-MAR-01 03-APR-01	03-APR-01 03-APR-01	0.00 9.87	18.01- 0.00	0.06- 0.00	0.08- 0 00
FX	11,286,289.0000- 89,694 7400	PAYABLE IN JPY RECEIVABLE IN USD	30-MAR-01 04-APR-01	04-APR-01 04-APR-01	0.00 89,694.74	90,113.69- 0.00	0.00 0.00	418.95- 0.00
FX	16,960 0000- 12.6100	PAYABLE IN KRW RECEIVABLE IN USD	30-MAR-01 06-APR-01	06-APR-01 06-APR-01	0 00 12 61	12.64- 0.00	0.00 0.00	0.03- 0.00
FX	29,241 2900- 48,110 0000	PAYABLE IN USD RECEIVABLE IN CAD	30-MAR-01 03-APR-01	03-APR-01 03-APR-01	29,241 29- 0.00	0 00 29,172 47	0.00 0.00	0.00 68.82-
FX	123,053 9200- 148,358.7500	PAYABLE IN USD RECEIVABLE IN EUR	30-MAR-01 04-APR-01	04-APR-01 04-APR-01	123,053 92- 0.00	0 00 126,715.88	0.00 0.00	0 00 3,661.96



Mellon TrustSM

Mellon Bank, N.A

KNI F540481
JOHN S AND JAMES L KNIGHT FDN
CAPITAL GUARDIAN

FOREIGN EXCHANGE CONTRACT TRANSACTIONS
FOR THE PERIOD 01 JANUARY 2001 THROUGH 31 DECEMBER 2001

RUN DATE 19-FEB-01
PAGE: 3
G2540
BASE CURRENCY USD

TRAN CODE	UNITS	CONTRACT DESCRIPTION	TRADE DATE/ CONTRACT SETTLE DATE	ACTUAL PAY/REC SETTLE DATE	BASE COST	CURRENCY COST IN BASE	CURRENCY GAIN/LOSS	SETTLEMENT GAIN/LOSS
FX	21,012.6500- 2,644,022.0000	PAYABLE IN USD RECEIVABLE IN JPY	30-MAR-01 04-APR-01	04-APR-01 04-APR-01	21,012.65- 0.00	0.00 21,110.80	0.00 0.00	0.01 98.11
FX	47,804.3700- 27,554.5400	PAYABLE IN CHF RECEIVABLE IN USD	02-APR-01 04-APR-01	04-APR-01 04-APR-01	0.00 27,554.54	28,241.49- 0.00	0.00 0.00	686.91 0.01
FX	3,753.8000- 5,283.3300	PAYABLE IN GBP RECEIVABLE IN USD	02-APR-01 04-APR-01	04-APR-01 04-APR-01	0.00 5,283.33	5,362.18- 0.00	10.52- 0.00	68.33 0.01
FX	6,162,875.0000- 32,888.6000	PAYABLE IN JPY RECEIVABLE IN USD	02-APR-01 05-APR-01	05-APR-01 05-APR-01	0.00 32,888.60	33,404.55- 0.00	0.00 0.00	515.91 0.01
FX	42,294.9700- 5,353,486.0000	PAYABLE IN USD RECEIVABLE IN JPY	02-APR-01 05-APR-01	05-APR-01 05-APR-01	42,294.97- 0.00	0.00 42,958.48	0.00 0.00	0.01 663.5
FX	43,316.0000- 38,074.7600	PAYABLE IN EUR RECEIVABLE IN USD	03-APR-01 05-APR-01	05-APR-01 05-APR-01	0.00 38,074.76	38,883.67- 0.00	46.54- 0.00	762.31 0.01
FX	2,312.0000- 2,032.2500	PAYABLE IN EUR RECEIVABLE IN USD	03-APR-01 05-APR-01	05-APR-01 05-APR-01	0.00 2,032.25	2,075.42- 0.00	2.48- 0.00	48.61 0.01
FX	2,642.5000- 3,756.8400	PAYABLE IN GBP RECEIVABLE IN USD	03-APR-01 05-APR-01	05-APR-01 05-APR-01	0.00 3,756.84	3,794.95- 0.00	19.08- 0.00	19.01 0.01
FX	278,800.0000- 394,369.9600	PAYABLE IN GBP RECEIVABLE IN USD	03-APR-01 04-APR-01	04-APR-01 04-APR-01	0.00 396,369.96	400,390.22- 0.00	786.18- 0.00	3,234.01 0.01
FX	6,008,418.0000- 47,807.2700	PAYABLE IN JPY RECEIVABLE IN USD	03-APR-01 06-APR-01	06-APR-01 06-APR-01	0.00 47,807.27	48,488.22- 0.00	0.00 0.00	680.91 0.01
FX	86,037.3200- 10,813,170.0000	PAYABLE IN USD RECEIVABLE IN JPY	03-APR-01 06-APR-01	06-APR-01 06-APR-01	86,037.32- 0.00	0.00 87,262.80	0.00 0.00	0.01 1,225.44
FX	0.0800- 0.0500	PAYABLE IN CAD RECEIVABLE IN USD	04-APR-01 06-APR-01	06-APR-01 06-APR-01	0.00 0.05	0.05- 0.00	0.00 0.00	0.01 0.01

KNI F540481
JOHN S AND JAMES L KNIGHT FDN
CAPITAL GUARDIAN

FOREIGN EXCHANGE CONTRACT TRANSACTIONS
FOR THE PERIOD 01 JANUARY 2001 THROUGH 31 DECEMBER 2001

RUN DATE 19-FEB-01
PAGE: 3
G2540
BASE CURRENCY: USD

TRAN CODE	UNITS	CONTRACT DESCRIPTION	TRADE DATE/ CONTRACT SETTLE DATE	ACTUAL PAY/REC SETTLE DATE	BASE COST	CURRENCY COST IN BASE	CURRENCY GAIN/LOSS	SETTLEMENT GAIN/LOSS
FX	1,147.5000- 1,024.9500	PAYABLE IN EUR RECEIVABLE IN USD	04-APR-01 06-APR-01	06-APR-01 06-APR-01	0.00 1,024.95	1,032.95- 0.00	1.41 0.00	9.41 0.01
FX	20,527.5000- 18,335.1600	PAYABLE IN EUR RECEIVABLE IN USD	04-APR-01 06-APR-01	06-APR-01 06-APR-01	0.00 18,335.16	18,478.24- 0.00	25.25 0.00	168.31 0.01
FX	1,832.6000- 1,636.8800	PAYABLE IN EUR RECEIVABLE IN USD	04-APR-01 06-APR-01	06-APR-01 06-APR-01	0.00 1,636.88	1,649.65- 0.00	2.26 0.00	15.01 0.01
FX	2,560,941.0000- 20,453.4900	PAYABLE IN JPY RECEIVABLE IN USD	04-APR-01 09-APR-01	09-APR-01 09-APR-01	0.00 20,453.49	20,483.43- 0.00	0.00 0.00	29.91 0.01
FX	23,066.5700- 179,880.0500	PAYABLE IN USD RECEIVABLE IN HKD	04-APR-01 09-APR-01	09-APR-01 09-APR-01	23,066.57- 0.00	0.00 23,064.21	0.00 0.00	0.01 2.34
FX	43,713.3500- 5,473,261.0000	PAYABLE IN USD RECEIVABLE IN JPY	04-APR-01 09-APR-01	09-APR-01 09-APR-01	43,713.35- 0.00	0.00 43,777.45	0.00 0.12	0.01 63.91
FX	1,023.4000- 914.7100	PAYABLE IN EUR RECEIVABLE IN USD	05-APR-01 09-APR-01	09-APR-01 09-APR-01	0.00 914.71	921.23- 0.00	1.08 0.00	8.41 0.01
FX	1,309.0000- 1,169.9800	PAYABLE IN EUR RECEIVABLE IN USD	05-APR-01 09-APR-01	09-APR-01 09-APR-01	0.00 1,169.98	1,178.32- 0.00	2.40 0.00	18.74 0.01
FX	26,299.0000- 23,506.0500	PAYABLE IN EUR RECEIVABLE IN USD	05-APR-01 09-APR-01	09-APR-01 09-APR-01	0.00 23,506.05	23,673.58- 0.00	48.12 0.00	215.61 0.01
FX	1,388.4000- 1,233.8000	PAYABLE IN EUR RECEIVABLE IN USD	05-APR-01 09-APR-01	09-APR-01 09-APR-01	0.00 1,233.80	1,242.60- 0.00	2.52 0.00	11.31 0.01
FX	8,099,480.0000- 65,258.3900	PAYABLE IN JPY RECEIVABLE IN USD	05-APR-01 10-APR-01	10-APR-01 10-APR-01	0.00 65,258.39	65,058.68- 0.00	0.00 0.00	199.71 0.01
FX	65,761.8200- 36,368.6600	PAYABLE IN SGD RECEIVABLE IN USD	05-APR-01 10-APR-01	10-APR-01 10-APR-01	0.00 36,368.66	34,282.38- 0.00	0.00 0.00	86.21 0.01



Mellon Bank N.A

FOREIGN EXCHANGE CONTRACT TRANSACTIONS
FOR THE PERIOD 01 JANUARY 2001 THROUGH 31 DECEMBER 2001

RUN DATE 19-FEB-02
PAGE 35
62540
BASE CURRENCY USD

KNI F540481
JOHN S AND JAMES L KNIGHT FDN
CAPITAL GUARDIAN

TRAN CODE	UNITS	CONTRACT DESCRIPTION	TRADE DATE/ CONTRACT SETTLE DATE	ACTUAL PAY/REC SETTLE DATE	BASE COST	CURRENCY COST IN BASE	CURRENCY GAIN/LOSS	SETTLEMENT GAIN/LOSS
FX	20,838 1900- 23,274 8300	PAYABLE IN USD RECEIVABLE IN EUR	05-APR-01 10-APR-01	10-APR-01 10-APR-01	20,838 19- 0 00	0.00 20,719 25	0.00 0.00	0.00 118.94-
FX	86,700 2900- 10,760,720 0000	PAYABLE IN USD RECEIVABLE IN JPY	05-APR-01 10-APR-01	10-APR-01 10-APR-01	86,700 29- 0 00	0.00 86,434 96	0.00 0.00	0.00 265.33-
FX	15 0400- 1,856 0000	PAYABLE IN USD RECEIVABLE IN JPY	05-APR-01 09-APR-01	09-APR-01 09-APR-01	15 04- 0 00	0.00 14.85	0.00 0.00	0.00 0.19-
FX	16,327,200 0000- 131,718 7700	PAYABLE IN JPY RECEIVABLE IN USD	06-APR-01 11-APR-01	11-APR-01 11-APR-01	0 00 131,718 77	130,937 89- 0 00	0.00 0.00	781.68 0.00
FX	36,550 0000- 3,570 9100	PAYABLE IN SEK RECEIVABLE IN USD	06-APR-01 10-APR-01	10-APR-01 10-APR-01	0 00 3,570 91	3,605 19- 0 00	6.69- 0.00	27.59- 0.00
FX	43,437 9600- 48,061 4700	PAYABLE IN USD RECEIVABLE IN EUR	06-APR-01 11-APR-01	11-APR-01 11-APR-01	43,437 96- 0 00	0.00 42,519 98	0.00 0.00	0.00 917.98-
FX	40,974 7200- 28,494 6400	PAYABLE IN USD RECEIVABLE IN GBP	06-APR-01 11-APR-01	11-APR-01 11-APR-01	40,974 72- 0 00	0.00 40,861 30	0.00 0.01-	0.00 113.41-
FX	2,990 0000- 1,758 9300	PAYABLE IN CHF RECEIVABLE IN USD	09-APR-01 11-APR-01	11-APR-01 11-APR-01	0 00 1,758 93	1,743.27- 0.00	3.89- 0.00	19.55 0.00
FX	3,330 0000- 4,787 2100	PAYABLE IN GBP RECEIVABLE IN USD	09-APR-01 11-APR-01	11-APR-01 11-APR-01	0 00 4,787 21	4,808 40- 0.00	33.18- 0.00	11.99 0.00
FX	9,936,580 0000- 7,401.4900	PAYABLE IN KRW RECEIVABLE IN USD	09-APR-01 09-APR-01	09-APR-01 09-APR-01	0 00 7,401 49	7,418 34- 0 00	0.00 0.00	16.85- 0.00
X	44,714,250 0000- 33,306 7000	PAYABLE IN KRW RECEIVABLE IN USD	09-APR-01 09-APR-01	09-APR-01 09-APR-01	0 00 33,306 70	33,362 54- 0 00	0.00 0.00	75.84- 0.00
X	26,587 2800- 29,633 6200	PAYABLE IN USD RECEIVABLE IN EUR	09-APR-01 11-APR-01	11-APR-01 11-APR-01	26,587 28- 0 00	0.00 26,216.86	0.00 0.00	0.00 370.42-

KNI F540481
JOHN S AND JAMES L KNIGHT FDN
CAPITAL GUARDIAN

FOREIGN EXCHANGE CONTRACT TRANSACTIONS
FOR THE PERIOD 01 JANUARY 2001 THROUGH 31 DECEMBER 2001

RUN DATE 19-FEB-02
PAGE 36
62540
BASE CURRENCY: USD

TRAN CODE	UNITS	CONTRACT DESCRIPTION	TRADE DATE/ CONTRACT SETTLE DATE	ACTUAL PAY/REC SETTLE DATE	BASE COST	CURRENCY COST IN BASE	CURRENCY GAIN/LOSS	SETTLEMENT GAIN/LOSS
X	53,777 9700- 419,409 0200	PAYABLE IN USD RECEIVABLE IN HKD	09-APR-01 11-APR-01	11-APR-01 11-APR-01	53,777 97- 0.00	0.00 53,779.35	0.00 0.00	0.00 1.38
X	30,841 9000- 3,051,845 0000	PAYABLE IN USD RECEIVABLE IN JPY	09-APR-01 12-APR-01	12-APR-01 12-APR-01	30,841.98- 0.00	0.00 31,204.19	0.00 0.00	0.00 362.29
X	4,211 3500- 3,732 9400	PAYABLE IN EUR RECEIVABLE IN USD	10-APR-01 12-APR-01	12-APR-01 12-APR-01	0.00 3,732 94	3,753.23- 0.00	9.61 0.00	29.90- 0.00
X	1,495.0000- 1,325.1700	PAYABLE IN EUR RECEIVABLE IN USD	10-APR-01 12-APR-01	12-APR-01 12-APR-01	0 00 1,325.17	1,332.37- 0.00	3.41 0.00	18.61- 0.00
X	13,161 0000- 18,826 8100	PAYABLE IN GBP RECEIVABLE IN USD	10-APR-01 12-APR-01	12-APR-01 12-APR-01	0 00 18,826.81	18,872.87- 0.00	84.23 0.00	138.29- 0.00
X	4,138,353.0000- 33,212.8700	PAYABLE IN JPY RECEIVABLE IN USD	10-APR-01 16-APR-01	16-APR-01 16-APR-01	0 00 33,212.87	33,460.41- 0.00	303.53- 0.00	55.99 0.00
X	288,320.3500- 28,250 0800	PAYABLE IN SEK RECEIVABLE IN USD	10-APR-01 12-APR-01	12-APR-01 12-APR-01	0 00 28,250.08	28,439 12- 0 00	104.62 0.00	293.66- 0.00
X	48,855 5700- 34,107.4900	PAYABLE IN USD RECEIVABLE IN GBP	10-APR-01 17-APR-01	17-APR-01 17-APR-01	48,855.57- 0 00	48,831 69	0.00 0.00	0.00 23.88-
X	22,849.3800- 171,976.3700	PAYABLE IN USD RECEIVABLE IN HKD	10-APR-01 12-APR-01	12-APR-01 12-APR-01	22,849 38- 0 00	0.00 22,050.80	0.00 0.00	0.00 1.42
X	52,071 5500- 6,479,263 0000	PAYABLE IN USD RECEIVABLE IN JPY	10-APR-01 12-APR-01	12-APR-01 12-APR-01	52,071 55- 0 00	0.00 52,489.17	0.00 0.00	0.00 417.62
X	9,945 0000- 8,756.5700	PAYABLE IN EUR RECEIVABLE IN USD	11-APR-01 17-APR-01	17-APR-01 17-APR-01	0 00 8,756.57	8,864.42- 0 00	91.94- 0.00	15.91- 0.00
X	6,088.1400- 5,353.5600	PAYABLE IN EUR RECEIVABLE IN USD	11-APR-01 17-APR-01	17-APR-01 17-APR-01	0 00 5,353.56	5,419 50- 0 00	56.21- 0.00	9.73- 0.00



Mellon Bank, N.A

FOREIGN EXCHANGE CONTRACT TRANSACTIONS
FOR THE PERIOD 01 JANUARY 2001 THROUGH 31 DECEMBER 2001

RUN DATE: 19-FEB-02
PAGE: 37
G2540
BASE CURRENCY: USD

KNI F540481
JOHN S AND JAMES L KNIGHT FDN
CAPITAL GUARDIAN

TRAN CODE	UNITS	CONTRACT DESCRIPTION	TRADE DATE/ CONTRACT SETTLE DATE	ACTUAL PAY/REC SETTLE DATE	BASE COST	CURRENCY COST IN BASE	CURRENCY GAIN/LOSS	SETTLEMENT GAIN/LOSS
FX	22,281 0700- 2,781,123 0000	PAYABLE IN USD RECEIVABLE IN JPY	11-APR-01 16-APR-01	16-APR-01 16-APR-01	22,281 07- 0.00	0 00 22,325.78	0.00 0.00	0 00 44 71
FX	13,477 7500- 7,851 8800	PAYABLE IN CHF RECEIVABLE IN USD	12-APR-01 17-APR-01	17-APR-01 17-APR-01	0 00 7,851 88	7,856 58- 0.00	56.50- 0.00	51.80 0 00
FX	1,168 7500- 680.8900	PAYABLE IN CHF RECEIVABLE IN USD	12-APR-01 17-APR-01	17-APR-01 17-APR-01	0 00 680 89	681 30- 0.00	4.90- 0.00	4.41 0.00
FX	13,811 0000- 19,865 7400	PAYABLE IN GBP RECEIVABLE IN USD	12-APR-01 18-APR-01	18-APR-01 18-APR-01	0 00 19,845 74	19,639.66- 0.00	1.00- 0.00	227.88 0.00
FX	5,820,883.0000- 47,092 6200	PAYABLE IN JPY RECEIVABLE IN USD	12-APR-01 17-APR-01	17-APR-01 17-APR-01	0 00 47,092 62	47,035 54- 0.00	0.00 0.00	57.08 0 00
FX	21,898 3700- 170,785.4000	PAYABLE IN USD RECEIVABLE IN HKD	12-APR-01 18-APR-01	18-APR-01 18-APR-01	21,898.37- 0.00	0 00 21,896.41	0.00 0.00	0.00 1.96
FX	5,832 0000- 5,179.9800	PAYABLE IN EUR RECEIVABLE IN USD	13-APR-01 17-APR-01	17-APR-01 17-APR-01	0.00 5,179.98	5,198.32- 0.00	53.91- 0.00	35 57 0.00
FX	51,789 4400- 33,175 1800	PAYABLE IN CAD RECEIVABLE IN USD	16-APR-01 18-APR-01	18-APR-01 18-APR-01	0 00 33,175 18	33,045.04- 0.00	0.00 0.00	129.34 0.00
FX	2,687,018 0000- 20,966 8500	PAYABLE IN JPY RECEIVABLE IN USD	16-APR-01 18-APR-01	18-APR-01 18-APR-01	0.00 20,966.85	21,264 62- 0.00	0.00 0.00	297 57 0.00
FX	35,688.3500- 4,437,490.0000	PAYABLE IN USD RECEIVABLE IN JPY	16-APR-01 18-APR-01	18-APR-01 18-APR-01	35,688.35- 0.00	0 00 36,194.86	0.00 0.00	0.00 506.51
FX	70,200 6800- 45,011 9800	PAYABLE IN CAD RECEIVABLE IN USD	17-APR-01 19-APR-01	19-APR-01 19-APR-01	0 00 45,011 98	45,358.07- 0.00	0.00 0.00	346.09 0.00
FX	20,531 0700- 29,349 7000	PAYABLE IN GBP RECEIVABLE IN USD	17-APR-01 19-APR-01	19-APR-01 19-APR-01	0 00 29,349 70	29,494.25- 0 00	2.74 0.00	127.29 0.00

FOREIGN EXCHANGE CONTRACT TRANSACTIONS
FOR THE PERIOD 01 JANUARY 2001 THROUGH 31 DECEMBER 2001

RUN DATE: 19-FEB-02
PAGE: 38
G2540
BASE CURRENCY: USD

KNI F540481
JOHN S AND JAMES L KNIGHT FDN
CAPITAL GUARDIAN

TRAN CODE	UNITS	CONTRACT DESCRIPTION	TRADE DATE/ CONTRACT SETTLE DATE	ACTUAL PAY/REC SETTLE DATE	BASE COST	CURRENCY COST IN BASE	CURRENCY GAIN/LOSS	SETTLEMENT GAIN/LOSS
FX	6 1400- 3 8200	PAYABLE IN AUD RECEIVABLE IN USD	18-APR-01 20-APR-01	20-APR-01 20-APR-01	0 00 3.02	3.12- 0.00	0.06 0.00	0.16 0.00
FX	37,968 2600- 24,286.7900	PAYABLE IN CAD RECEIVABLE IN USD	18-APR-01 20-APR-01	20-APR-01 20-APR-01	0.00 24,286.79	24,543.40- 0.00	0.01- 0.00	276.60 0.00
FX	3,470,795 0000- 28,421.1800	PAYABLE IN JPY RECEIVABLE IN USD	18-APR-01 23-APR-01	23-APR-01 23-APR-01	0.00 28,421.18	28,499.36- 0.00	0.00 0.00	78.18 0.00
FX	14,492 5000- 1,397.6800	PAYABLE IN SEK RECEIVABLE IN USD	18-APR-01 20-APR-01	20-APR-01 20-APR-01	0 00 1,397.68	1,409.64- 0.00	25.44 0.00	37.36 0.00
FX	275,825.0000- 26,600.9300	PAYABLE IN SEK RECEIVABLE IN USD	18-APR-01 20-APR-01	20-APR-01 20-APR-01	0.00 26,600.93	26,828.62- 0.00	483.49 0.00	711.18 0.00
FX	22,644 0500- 2,765,291 0800	PAYABLE IN USD RECEIVABLE IN JPY	18-APR-01 23-APR-01	23-APR-01 23-APR-01	22,644.85- 0.00	0 00 22,706.34	0.00 0.00	0.00 62.29
FX	108,899 6100- 96,930.7600	PAYABLE IN EUR RECEIVABLE IN USD	19-APR-01 24-APR-01	24-APR-01 24-APR-01	0.00 96,930.76	96,259.95- 0.00	370.29 0.00	300.52 0.00
FX	186 5400- 266.3800	PAYABLE IN GBP RECEIVABLE IN USD	19-APR-01 23-APR-01	23-APR-01 23-APR-01	0.00 266.38	268.90- 0.00	0.41- 0.00	2.11 0.00
FX	13,568,284.0000- 111,896 4600	PAYABLE IN JPY RECEIVABLE IN USD	19-APR-01 24-APR-01	24-APR-01 24-APR-01	0.00 111,896.46	110,945.25- 0.00	0.00 0.00	951.21 0.00
FX	22,491.5300- 43,630.5200	PAYABLE IN USD RECEIVABLE IN AUD	19-APR-01 24-APR-01	24-APR-01 24-APR-01	22,491.53- 0.00	0 00 21,981.86	0.00 0.00	0.00 518.47
FX	48,410.0000- 43,423.7700	PAYABLE IN EUR RECEIVABLE IN USD	20-APR-01 24-APR-01	24-APR-01 24-APR-01	0.00 43,423.77	43,197.26- 0.00	76.44 0.00	150.07 0.00
FX	6,988,150.0000- 57,078 7400	PAYABLE IN JPY RECEIVABLE IN USD	20-APR-01 25-APR-01	25-APR-01 25-APR-01	0 00 57,078.74	57,240.83- 0 00	0.00 0.00	161.29 0.00



Mellon Bank, N.A

FOREIGN EXCHANGE CONTRACT TRANSACTIONS
FOR THE PERIOD 01 JANUARY 2001 THROUGH 31 DECEMBER 2001

RUN DATE: 19-FEB-02
PAGE: 39
C2540
BASE CURRENCY: USD

KNI F540481
JOHN S AND JAMES L KNIGHT FDN
CAPITAL GUARDIAN

TRAN CODE	UNITS	CONTRACT DESCRIPTION	TRADE DATE/ CONTRACT SETTLE DATE	ACTUAL PAY/REC SETTLE DATE	BASE COST	CURRENCY COST IN BASE	CURRENCY GAIN/LOSS	SETTLEMENT GAIN/LOSS
FX	37,585 4900- 20,718 5300	PAYABLE IN SGD RECEIVABLE IN USD	20-APR-01 25-APR-01	25-APR-01 25-APR-01	0 00 20,718 53	20,691 16- 0 00	0 00 0 00	27 37 0 00
FX	20,688 6500- 40,086 5200	PAYABLE IN USD RECEIVABLE IN AUD	20-APR-01 26-APR-01	26-APR-01 26-APR-01	20,688.65- 0 00	0 00 20,404 04	0 00 0 00	0 00 284 61-
FX	21,214.3400- 23,459 4100	PAYABLE IN USD RECEIVABLE IN EUR	28-APR-01 24-APR-01	24-APR-01 24-APR-01	21,214 34- 0 00	0 00 20,970 57	0 00 0 00	0 00 243.97-
FX	11,041.3400- 7,656.9600	PAYABLE IN USD RECEIVABLE IN GBP	20-APR-01 25-APR-01	25-APR-01 25-APR-01	11,041 34- 0 00	0 00 11,024.49	0 00 0 00	0 00 16.85-
FX	9,2800- 5 4300	PAYABLE IN CHF RECEIVABLE IN USD	23-APR-01 25-APR-01	25-APR-01 25-APR-01	0 00 5 43	5.59- 0 00	0 05 0 00	0 01- 0 00
FX	56,415 0000- 81,181 1900	PAYABLE IN GBP RECEIVABLE IN USD	23-APR-01 25-APR-01	25-APR-01 25-APR-01	0 00 81,181 19	81,322 12- 0 00	95 80- 0 00	45.13- 0 00
FX	2,798,224 0000- 23,025 9100	PAYABLE IN JPY RECEIVABLE IN USD	23-APR-01 26-APR-01	26-APR-01 26-APR-01	0 00 23,025 91	22,875 32- 0 00	0 00 0 00	150 59 0 00
FX	37,586.9000- 20,807.6300	PAYABLE IN SGD RECEIVABLE IN USD	23-APR-01 26-APR-01	26-APR-01 26-APR-01	0 00 20,807 63	20,714.74- 0 00	0 00 0 00	92 89 0 00
FX	40,651.2600- 45,334 2900	PAYABLE IN USD RECEIVABLE IN EUR	23-APR-01 26-APR-01	26-APR-01 26-APR-01	40,651.26- 0 00	0 00 40,882.46	0 00 0 00	0 00 231.20
FX	32,269.1900- 35,986 6100	PAYABLE IN USD RECEIVABLE IN EUR	23-APR-01 25-APR-01	25-APR-01 25-APR-01	32,269.19- 0 00	0 00 32,287.19	0 00 0 00	0 00 18 00
FX	48,545.4900- 53,735.5700	PAYABLE IN USD RECEIVABLE IN GBP	23-APR-01 25-APR-01	25-APR-01 25-APR-01	48,545 49- 0 00	0 00 48,572.47	0 00 0 00	0 00 26 98
FX	34,761 1800- 24,156 4300	PAYABLE IN USD RECEIVABLE IN GBP	23-APR-01 26-APR-01	26-APR-01 26-APR-01	34,761 18- 0 00	0 00 34,792.51	0 00 0 00	0 00 31.41

FOREIGN EXCHANGE CONTRACT TRANSACTIONS
FOR THE PERIOD 01 JANUARY 2001 THROUGH 31 DECEMBER 2001

RUN DATE: 19-FEB-02
PAGE: 40
C2540
BASE CURRENCY: USD

KNI F540481
JOHN S AND JAMES L KNIGHT FDN
CAPITAL GUARDIAN

TRAN CODE	UNITS	CONTRACT DESCRIPTION	TRADE DATE/ CONTRACT SETTLE DATE	ACTUAL PAY/REC SETTLE DATE	BASE COST	CURRENCY COST IN BASE	CURRENCY GAIN/LOSS	SETTLEMENT GAIN/LOSS
FX	11,504,420 0000- 94,184.3600	PAYABLE IN JPY RECEIVABLE IN USD	24-APR-01 27-APR-01	27-APR-01 27-APR-01	0 00 94,184.36	92,940 34- 0 00	0 00 0 00	1,244.02 0 00
FX	28,481.9100- 48,447.8700	PAYABLE IN USD RECEIVABLE IN AUD	24-APR-01 30-APR-01	30-APR-01 30-APR-01	20,481 91- 0 00	0 00 20,660.77	0 00 0 00	0 00 258.86
FX	5,488,776.0000- 44,953.1200	PAYABLE IN JPY RECEIVABLE IN USD	25-APR-01 01-MAY-01	01-MAY-01 01-MAY-01	0 00 44,953.12	44,897 31- 0 00	64.86 0 00	11.05- 0 00
FX	2,7500- 5.4300	PAYABLE IN USD RECEIVABLE IN AUD	25-APR-01 30-APR-01	30-APR-01 30-APR-01	2.75- 0 00	0 00 2 77	0 00 0 00	0 00 0 02
FX	28,986.2000- 23,401.7300	PAYABLE IN USD RECEIVABLE IN EUR	25-APR-01 30-APR-01	30-APR-01 30-APR-01	28,986 20- 0 00	0 00 20,747 57	0 00 0 00	0 00 238.23-
FX	25,925.6300- 202,281.7800	PAYABLE IN USD RECEIVABLE IN HKD	25-APR-01 27-APR-01	27-APR-01 27-APR-01	25,925.63- 0 00	0 00 25,925.96	0 00 0 00	0 00 0 33
FX	33,289.8800- 47,828.8700	PAYABLE IN GBP RECEIVABLE IN USD	26-APR-01 30-APR-01	30-APR-01 30-APR-01	0 00 47,828 87	47,838.20- 0 00	321.50- 0 00	312 17 0 00
FX	492,888.8000- 789,730.5600	PAYABLE IN GBP RECEIVABLE IN USD	26-APR-01 30-APR-01	30-APR-01 30-APR-01	0 00 709,730.56	709,868 96- 0 00	4,778.72- 0 00	4,632.32 0 00
FX	6,307,754.0000- 51,182.6800	PAYABLE IN JPY RECEIVABLE IN USD	26-APR-01 02-MAY-01	02-MAY-01 02-MAY-01	0 00 51,182.68	51,703.98- 0 00	3.16 0 00	524 46- 0 00
FX	57,480.9000- 59,912.3000	PAYABLE IN USD RECEIVABLE IN GBP	26-APR-01 01-MAY-01	01-MAY-01 01-MAY-01	57,480.90- 0 00	0 00 57,178.36	0 00 0 00	0 00 302 54-
FX	3,425 5000- 2,215 8800	PAYABLE IN CAD RECEIVABLE IN USD	27-APR-01 01-MAY-01	01-MAY-01 01-MAY-01	0 00 2,215.00	2,218.88- 0 00	14.17 0 00-	18 05- 0 00
FX	14,818 0500- 13,170.2800	PAYABLE IN EUR RECEIVABLE IN USD	27-APR-01 02-MAY-01	02-MAY-01 02-MAY-01	0 00 13,170.28	13,270.55- 0 00	58.78- 0 00	41 49- 0 00

KNI F540481
 JOHN S AND JAMES L KNIGHT FDN
 CAPITAL GUARDIAN

 FOREIGN EXCHANGE CONTRACT TRANSACTIONS
 FOR THE PERIOD 01 JANUARY 2001 THROUGH 31 DECEMBER 2001

 RUN DATE: 19-FEB-01
 PAGE: 41
 62540
 BASE CURRENCY: USD

TRAN CODE	UNITS	CONTRACT DESCRIPTION	TRADE DATE/ CONTRACT SETTLE DATE	ACTUAL PAY/REC SETTLE DATE	BASE COST	CURRENCY COST IN BASE	CURRENCY GAIN/LOSS	SETTLEMENT GAIN/LOSS
FX	165,564 4100- 147,319.2100	PAYABLE IN EUR RECEIVABLE IN USD	27-APR-01 03-MAY-01	03-MAY-01 03-MAY-01	0 00 147,319 21	148,109 61- 0 00	161.25- 0.00	629 11 0 01
FX	9,723.5300- 13,928 9400	PAYABLE IN GBP RECEIVABLE IN USD	27-APR-01 01-MAY-01	01-MAY-01 01-MAY-01	0 00 13,928 96	14,001.41- 0 00	71 48- 0.00	0 97 0 01
FX	5,201,346.0000- 41,987.1300	PAYABLE IN JPY RECEIVABLE IN USD	27-APR-01 07-MAY-01	07-MAY-01 07-MAY-01	0 00 41,987.13	42,897.87- 0.00	0.00 0.00	910 74 0 01
FX	20,225 0600- 39,703 7000	PAYABLE IN USD RECEIVABLE IN AUD	27-APR-01 02-MAY-01	02-MAY-01 02-MAY-01	20,225 06- 0 00	0.00 20,661.81	0.00 0.00	0 01 436 71
FX	11,935.0500- 10,560.0400	PAYABLE IN EUR RECEIVABLE IN USD	30-APR-01 02-MAY-01	02-MAY-01 02-MAY-01	0.00 10,560 84	10,689.35- 0.00	47.35- 0.00	81 16 0 01
FX	509,050.0000- 4,744.2800	PAYABLE IN JPY RECEIVABLE IN USD	30-APR-01 02-MAY-01	02-MAY-01 02-MAY-01	0 00 4,744.28	4,828 67- 0 00	0.00 0.00	84 36 0 01
FX	75 0300- 65.3700	PAYABLE IN EUR RECEIVABLE IN USD	01-MAY-01 03-MAY-01	03-MAY-01 03-MAY-01	0 00 65 37	66.12- 0 00	0.15- 0.00	0 61 0 01
FX	19,285,205.0000- 157,991.9300	PAYABLE IN JPY RECEIVABLE IN USD	01-MAY-01 08-MAY-01	08-MAY-01 08-MAY-01	0 00 157,991 93	158,303 18- 0.00	0.00 0.00	311.25 0 01
FX	6,378,584 0000- 52,268 4800	PAYABLE IN JPY RECEIVABLE IN USD	01-MAY-01 08-MAY-01	08-MAY-01 08-MAY-01	0.00 52,268.48	52,358 58- 0.00	0.00 0.00	90.11 0 01
FX	18,884,886 0000- 155,118 3700	PAYABLE IN JPY RECEIVABLE IN USD	02-MAY-01 09-MAY-01	09-MAY-01 09-MAY-01	0 00 155,118 37	154,629 37- 0 00	0.00 0.00	489.01 0 01
FX	20,657 7700- 39,726 4900	PAYABLE IN USD RECEIVABLE IN AUD	02-MAY-01 07-MAY-01	07-MAY-01 07-MAY-01	20,657.77- 0 00	0.00 20,614 08	0.00 0.00	0 01 43.64
FX	55,610.2400- 433,726 5000	PAYABLE IN USD RECEIVABLE IN HKD	02-MAY-01 04-MAY-01	04-MAY-01 04-MAY-01	55,610 24- 0.00	0.00 55,609.53	0.00 0.00	0 01 0 71

 KNI F540481
 JOHN S AND JAMES L KNIGHT FDN
 CAPITAL GUARDIAN

 FOREIGN EXCHANGE CONTRACT TRANSACTIONS
 FOR THE PERIOD 01 JANUARY 2001 THROUGH 31 DECEMBER 2001

 RUN DATE: 19-FEB-01
 PAGE: 42
 62540
 BASE CURRENCY: USD

TRAN CODE	UNITS	CONTRACT DESCRIPTION	TRADE DATE/ CONTRACT SETTLE DATE	ACTUAL PAY/REC SETTLE DATE	BASE COST	CURRENCY COST IN BASE	CURRENCY GAIN/LOSS	SETTLEMENT GAIN/LOSS
FX	23,933.3100- 2,913,761.0000	PAYABLE IN USD RECEIVABLE IN JPY	02-MAY-01 09-MAY-01	09-MAY-01 09-MAY-01	23,933.31- 0 00	0.00 23,857.86	0.00 0.00	0 01 75.41
FX	2,568.0800- 1,330.2200	PAYABLE IN AUD RECEIVABLE IN USD	03-MAY-01 07-MAY-01	07-MAY-01 07-MAY-01	0 00 1,330.22	1,331.15- 0.00	1.39 0.00	2.31 0 01
FX	0.3600- 0.2300	PAYABLE IN CAD RECEIVABLE IN USD	03-MAY-01 07-MAY-01	07-MAY-01 07-MAY-01	0.00 0.23	0.23- 0.00	0.00 0.00	0 01 0 01
FX	234,131.6600- 25,928.5700	PAYABLE IN NOK RECEIVABLE IN USD	03-MAY-01 07-MAY-01	07-MAY-01 07-MAY-01	0.00 25,928.57	26,088.78- 0.00	0.00 0.00	160 11 0 01
FX	1,491.7500- 145.2400	PAYABLE IN SEK RECEIVABLE IN USD	03-MAY-01 07-MAY-01	07-MAY-01 07-MAY-01	0.00 145.24	145.53- 0.00	0.11 0.00	0 41 0 01
FX	28,343.2500- 2,759.5400	PAYABLE IN SEK RECEIVABLE IN USD	03-MAY-01 07-MAY-01	07-MAY-01 07-MAY-01	0 00 2,759.54	2,765.03- 0.00	2.05 0.00	7.54 0 01
FX	205,561.9300- 143,082.2200	PAYABLE IN USD RECEIVABLE IN GBP	03-MAY-01 08-MAY-01	08-MAY-01 08-MAY-01	205,561 93- 0 00	0.00 204,950.97	0.00 0.00	0 01 618.94
FX	267,990.0600- 2,090,108.1100	PAYABLE IN USD RECEIVABLE IN HKD	03-MAY-01 07-MAY-01	07-MAY-01 07-MAY-01	267,990 06- 0 00	0.00 267,979.76	0.00 0.00	0 01 10.31
FX	245,444.0800- 219,179.1100	PAYABLE IN EUR RECEIVABLE IN USD	04-MAY-01 09-MAY-01	09-MAY-01 09-MAY-01	0.00 219,179 11	218,195.79- 0.00	1,149.59- 0.00	2,132.91 0 01
FX	7,012.5900- 3,843.5700	PAYABLE IN SGD RECEIVABLE IN USD	04-MAY-01 08-MAY-01	08-MAY-01 08-MAY-01	0 00 3,843.57	3,853.28- 0.00	13.92- 0.00	4.23 0 01
FX	20,459.7700- 39,330 5900	PAYABLE IN USD RECEIVABLE IN AUD	04-MAY-01 09-MAY-01	09-MAY-01 09-MAY-01	20,459.77- 0 00	0.00 20,550.23	0.00 0.00	0 01 90.44
FX	176,648.5000- 122,673.4200	PAYABLE IN USD RECEIVABLE IN GBP	04-MAY-01 10-MAY-01	10-MAY-01 10-MAY-01	176,648.50- 0 00	0.00 174,539.74	0.00 0.00	0 01 2,108.76



Mellon Bank, N.A

FOREIGN EXCHANGE CONTRACT TRANSACTIONS
FOR THE PERIOD 01 JANUARY 2001 THROUGH 31 DECEMBER 2001

RUN DATE: 19-FEB-02
PAGE: 43
G2540
BASE CURRENCY: USD

KNI F540481
JOHN S AND JAMES L KNIGHT FDN
CAPITAL GUARDIAN

TRAN CODE	UNITS	CONTRACT DESCRIPTION	TRADE DATE/ CONTRACT SETTLE DATE	ACTUAL PAY/REC SETTLE DATE	BASE COST	CURRENCY COST IN BASE	CURRENCY GAIN/LOSS	SETTLEMENT GAIN/LOSS
FX	143,058 0200- 1,115,766 7300	PAYABLE IN USD RECEIVABLE IN HKD	04-MAY-01 08-MAY-01	08-MAY-01 08-MAY-01	143,058 02- 0 00	0 00 143,054 35	0 00 0 00	0.00 3.67-
FX	39,213 9700- 34,920 0400	PAYABLE IN EUR RECEIVABLE IN USD	07-MAY-01 09-MAY-01	09-MAY-01 09-MAY-01	0 00 34,920 04	34,676.91- 0 00	0.00 0 00	243.13 0.00
FX	22,554 0800- 20,061 7800	PAYABLE IN EUR RECEIVABLE IN USD	07-MAY-01 09-MAY-01	09-MAY-01 09-MAY-01	0 00 20,061 78	20,111 29- 0.00	166 79- 0.00	117 28 0.00
FX	32,650,245 0000- 269,720 8200	PAYABLE IN JPY RECEIVABLE IN USD	07-MAY-01 10-MAY-01	10-MAY-01 10-MAY-01	0 00 269,720 82	266,174.18- 0.08	0.00 0.00	3,546.72 0.00
FX	66,486.1000- 518,545 0100	PAYABLE IN USD RECEIVABLE IN HKD	07-MAY-01 09-MAY-01	09-MAY-01 09-MAY-01	66,486.10- 0 00	0 00 66,481.83	0 00 0.00	0.00 4.27-
FX	895 0900- 789 4800	PAYABLE IN EUR RECEIVABLE IN USD	08-MAY-01 10-MAY-01	10-MAY-01 10-MAY-01	0 00 789 48	791.38- 0.00	0.92- 0.00	0.98- 0.00
FX	17,552 7400- 15,483 2700	PAYABLE IN EUR RECEIVABLE IN USD	08-MAY-01 10-MAY-01	10-MAY-01 10-MAY-01	0 00 15,483 27	15,520.62- 0.00	18.04- 0 00	19.31- 0.00
FX	132,234 3000- 188,407 4300	PAYABLE IN GBP RECEIVABLE IN USD	08-MAY-01 10-MAY-01	10-MAY-01 10-MAY-01	0 00 188,407 43	188,519 93- 0 00	376 97- 0 00	264.47 0.00
FX	25,673,582 0800- 211,562 9100	PAYABLE IN JPY RECEIVABLE IN USD	08-MAY-01 11-MAY-01	11-MAY-01 11-MAY-01	0 00 211,562 91	209,983 10- 0 00	0.00 0.00	1,579.81 0.00
FX	20,135 2300- 38,983 9900	PAYABLE IN USD RECEIVABLE IN AUD	08-MAY-01 11-MAY-01	11-MAY-01 11-MAY-01	20,135 23- 0 00	0 00 20,318 46	0.00 0.00	0 00 183.23
FX	100,192 2700- 781,469 6800	PAYABLE IN USD RECEIVABLE IN HKD	08-MAY-01 10-MAY-01	10-MAY-01 10-MAY-01	100,192.27- 0 00	0 00 100,190 99	0 00 0.00	0 00 1.28-
FX	24,580 5300- 2,982,897 0800	PAYABLE IN USD RECEIVABLE IN JPY	08-MAY-01 11-MAY-01	11-MAY-01 11-MAY-01	24,580 53- 0 00	0 00 24,396.98	0.00 0.00	0.00 183.55-

KNI F540481
JOHN S AND JAMES L KNIGHT FDN
CAPITAL GUARDIAN

FOREIGN EXCHANGE CONTRACT TRANSACTIONS
FOR THE PERIOD 01 JANUARY 2001 THROUGH 31 DECEMBER 2001

RUN DATE: 19-FEB-02
PAGE: 44
G2540
BASE CURRENCY: USD

TRAN CODE	UNITS	CONTRACT DESCRIPTION	TRADE DATE/ CONTRACT SETTLE DATE	ACTUAL PAY/REC SETTLE DATE	BASE COST	CURRENCY COST IN BASE	CURRENCY GAIN/LOSS	SETTLEMENT GAIN/LOSS
X	604,5880- 390,7300	PAYABLE IN CAD RECEIVABLE IN USD	09-MAY-01 11-MAY-01	11-MAY-01 11-MAY-01	0 00 390 73	389.24- 0 00	1.36 0.00	0.13 0.00
X	251 5500- 162 5900	PAYABLE IN CAD RECEIVABLE IN USD	09-MAY-01 11-MAY-01	11-MAY-01 11-MAY-01	0 00 162 59	161.98- 0 00	0.56 0.00	0.05 0.00
X	386 0800- 197 7900	PAYABLE IN CAD RECEIVABLE IN USD	09-MAY-01 11-MAY-01	11-MAY-01 11-MAY-01	0 00 197 79	197 03- 0 00	0.70 0.00	0.06 0.00
X	2,327 0800- 2,049 3900	PAYABLE IN EUR RECEIVABLE IN USD	09-MAY-01 11-MAY-01	11-MAY-01 11-MAY-01	0 00 2,049 39	2,063.62- 0.00	24.94- 0.00	10.71 0.00
X	2,558,0800- 2,245 7900	PAYABLE IN EUR RECEIVABLE IN USD	09-MAY-01 11-MAY-01	11-MAY-01 11-MAY-01	0 00 2,245.79	2,261.38- 0.00	27.32- 0.00	11.73 0.00
X	9,018,172 0800- 73,849.8300	PAYABLE IN JPY RECEIVABLE IN USD	09-MAY-01 14-MAY-01	14-MAY-01 14-MAY-01	0 00 73,849.83	73,184.59- 0 00	0.00 0.00	665.24 0.00
X	135,268.4300- 1,055,053 1600	PAYABLE IN USD RECEIVABLE IN HKD	09-MAY-01 11-MAY-01	11-MAY-01 11-MAY-01	135,268.43- 0 00	0 00 135,266.78	0.00 0.01	0 00 1.74-
X	56,784 2500- 6,924,439.0000	PAYABLE IN USD RECEIVABLE IN JPY	09-MAY-01 14-MAY-01	14-MAY-01 14-MAY-01	56,784.25- 0 00	0 00 56,193.46	0.00 0.00	0 00 510.79-
X	40,474 8800- 21,212 4800	PAYABLE IN AUD RECEIVABLE IN USD	10-MAY-01 15-MAY-01	15-MAY-01 15-MAY-01	0 00 21,212 48	21,082.42- 0 00	0.00 0.00	210.86 0 00
X	10,988 0800- 9,681.9400	PAYABLE IN EUR RECEIVABLE IN USD	10-MAY-01 14-MAY-01	14-MAY-01 14-MAY-01	0 00 9,681 94	9,673.34- 0.00	139.75- 0 00	148.35 0.00
X	39,680 0800- 5,073.6700	PAYABLE IN HKD RECEIVABLE IN USD	10-MAY-01 14-MAY-01	14-MAY-01 14-MAY-01	0 00 5,073 67	5,077.05- 0 00	0.06- 0.00	3.32- 0.00
X	2,812,284 0800- 22,938 6900	PAYABLE IN JPY RECEIVABLE IN USD	10-MAY-01 15-MAY-01	15-MAY-01 15-MAY-01	0 00 22,938 69	22,792 75- 0 00	0 00 0.00	145.94 0.00



Mellon Bank, N.A

KNI F540481
JOHN S AND JAMES L KNIGHT FDN
CAPITAL GUARDIAN

FOREIGN EXCHANGE CONTRACT TRANSACTIONS
FOR THE PERIOD 01 JANUARY 2001 THROUGH 31 DECEMBER 2001

RUN DATE: 19-FEB-02
PAGE: 45
62540
BASE CURRENCY: USD

TRAN CODE	UNITS	CONTRACT DESCRIPTION	TRADE DATE/ CONTRACT SETTLE DATE	ACTUAL PAY/REC SETTLE DATE	BASE COST	CURRENCY COST IN BASE	CURRENCY GAIN/LOSS	SETTLEMENT GAIN/LOSS
FX	24,174 9100- 2,963,844 0800	PAYABLE IN USD RECEIVABLE IN JPY	10-MAY-01 15-MAY-01	15-MAY-01 15-MAY-01	24,174 91- 0 00	0 00 24,021 10	0 00 0 00	0 00 153.81
FX	112,266 7500- 98,323 2200	PAYABLE IN EUR RECEIVABLE IN USD	11-MAY-01 16-MAY-01	16-MAY-01 16-MAY-01	0 00 98,323 22	99,317.24- 0 00	264.29- 0 00	729 73 0 00
FX	46,832 9500- 66,245 2100	PAYABLE IN GBP RECEIVABLE IN USD	11-MAY-01 15-MAY-01	15-MAY-01 15-MAY-01	0 00 66,245 21	66,579 48- 0 00	12.29 0 00	346.54 0 00
FX	2,449,871 0800- 20,041 4800	PAYABLE IN JPY RECEIVABLE IN USD	11-MAY-01 15-MAY-01	15-MAY-01 15-MAY-01	0 00 20,041 48	19,855.50- 0 00	0 00 0 00	185 98 0 00
FX	2,486,045.0000- 20,284 9700	PAYABLE IN JPY RECEIVABLE IN USD	11-MAY-01 16-MAY-01	16-MAY-01 16-MAY-01	0 00 20,284 97	20,120.14- 0 00	0 00 0 00	164.83 0 00
FX	144,445.1300- 252,843 9800	PAYABLE IN USD RECEIVABLE IN CHF	11-MAY-01 16-MAY-01	16-MAY-01 16-MAY-01	144,445.13- 0 00	0 00 145,633.02	0 00 283.40-	0 00 1,471.29
FX	139,952 4900- 159,653 7600	PAYABLE IN USD RECEIVABLE IN EUR	11-MAY-01 16-MAY-01	16-MAY-01 16-MAY-01	139,952 49- 0 00	0 00 140,862.51	0 00 0 00	0 00 910.02
FX	24,003 2400- 2,941,741 0800	PAYABLE IN USD RECEIVABLE IN JPY	11-MAY-01 16-MAY-01	16-MAY-01 16-MAY-01	24,003 24- 0 00	0 00 23,808.20	0 00 0 00	0 00 195.04
FX	2,758 6700- 2,405 8400	PAYABLE IN EUR RECEIVABLE IN USD	14-MAY-01 16-MAY-01	16-MAY-01 16-MAY-01	0 00 2,405.84	2,440.47- 0 00	6 50- 0 00	28.13 0 00
FX	99,728 9700- 70,365 4600	PAYABLE IN USD RECEIVABLE IN GBP	14-MAY-01 16-MAY-01	16-MAY-01 16-MAY-01	99,728 97- 0 00	0 00 100,477.92	0 00 95.43-	0 00 844.38
FX	99,753 3100- 70,233.9700	PAYABLE IN USD RECEIVABLE IN GBP	14-MAY-01 16-MAY-01	16-MAY-01 16-MAY-01	99,753.31- 0 00	0 00 100,258.99	0 00 0 00	0 00 505.68
FX	23,731 6400- 2,925,755.0000	PAYABLE IN USD RECEIVABLE IN JPY	14-MAY-01 17-MAY-01	17-MAY-01 17-MAY-01	23,731 64- 0 00	0 00 23,780.83	0 00 0 00	0 00 49.19

KNI F540481
JOHN S AND JAMES L KNIGHT FDN
CAPITAL GUARDIAN

FOREIGN EXCHANGE CONTRACT TRANSACTIONS
FOR THE PERIOD 01 JANUARY 2001 THROUGH 31 DECEMBER 2001

RUN DATE: 19-FEB-02
PAGE: 46
62540
BASE CURRENCY: USD

TRAN CODE	UNITS	CONTRACT DESCRIPTION	TRADE DATE/ CONTRACT SETTLE DATE	ACTUAL PAY/REC SETTLE DATE	BASE COST	CURRENCY COST IN BASE	CURRENCY GAIN/LOSS	SETTLEMENT GAIN/LOSS
FX	212,179.9200- 2,182,656.6000	PAYABLE IN USD RECEIVABLE IN SEK	14-MAY-01 17-MAY-01	17-MAY-01 17-MAY-01	212,179.92- 0 00	0 00 212,931.72	0 00 0 00	0 00 751.80
FX	2,810.6000- 2,453.0900	PAYABLE IN EUR RECEIVABLE IN USD	15-MAY-01 17-MAY-01	17-MAY-01 17-MAY-01	0 00 2,453.09	2,482 28- 0 00	5.30- 0 00	23.89 0 00
FX	844.0000- 1,224.6300	PAYABLE IN GBP RECEIVABLE IN USD	15-MAY-01 17-MAY-01	17-MAY-01 17-MAY-01	0 00 1,224 63	1,234.92- 0 00	0.43 0 00	10.72 0 00
FX	16,488.0000- 23,378 0900	PAYABLE IN GBP RECEIVABLE IN USD	15-MAY-01 17-MAY-01	17-MAY-01 17-MAY-01	0 00 23,370.09	23,566.29- 0 00	0.25 0 00	204.45 0 00
FX	4,933,510.0000- 39,993 4300	PAYABLE IN JPY RECEIVABLE IN USD	15-MAY-01 18-MAY-01	18-MAY-01 18-MAY-01	0 00 39,993.43	39,874.80- 0 00	0 00 0 00	118.63 0 00
FX	765.0000- 74.1800	PAYABLE IN SEK RECEIVABLE IN USD	15-MAY-01 17-MAY-01	17-MAY-01 17-MAY-01	0 00 74 18	74 63- 0 00	0 00 0 00	0 45 0 00
FX	7,650.0000- 741 8500	PAYABLE IN SEK RECEIVABLE IN USD	15-MAY-01 17-MAY-01	17-MAY-01 17-MAY-01	0 00 741.85	746.31- 0 00	0 00 0 00	4.46 0 00
FX	6,885 0000- 667 6600	PAYABLE IN SEK RECEIVABLE IN USD	15-MAY-01 17-MAY-01	17-MAY-01 17-MAY-01	0 00 667.66	671.67- 0 00	0 00 0 00	4.01 0 00
FX	38,939.1400- 4,803,454 0800	PAYABLE IN USD RECEIVABLE IN JPY	15-MAY-01 18-MAY-01	18-MAY-01 18-MAY-01	38,939.14- 0 00	0 00 38,823.63	0 00 0 00	0 00 115.51
FX	2,073 5000- 1,185.7400	PAYABLE IN CHF RECEIVABLE IN USD	16-MAY-01 18-MAY-01	18-MAY-01 18-MAY-01	0 00 1,185.74	1,196.57- 0 00	11.17- 0 00	0 34 0 00
FX	1,676,934.0000- 13,574.1300	PAYABLE IN JPY RECEIVABLE IN USD	16-MAY-01 21-MAY-01	21-MAY-01 21-MAY-01	0 00 13,574.13	13,592.75- 0 00	49.18 0 00	67.80 0 00
FX	20,405 9000- 38,973 8000	PAYABLE IN USD RECEIVABLE IN AUD	16-MAY-01 21-MAY-01	21-MAY-01 21-MAY-01	20,405.90- 0 00	0 00 20,671.70	0 00 0 00	0 00 265.80



Mellon Bank, N.A

FOREIGN EXCHANGE CONTRACT TRANSACTIONS
FOR THE PERIOD 01 JANUARY 2001 THROUGH 31 DECEMBER 2001

RUN DATE 19-FEB-02
PAGE 47
BASE CURRENCY USD

KNI F540481
JOHN S AND JAMES L KNIGHT FDN
CAPITAL GUARDIAN

TRAN CODE	UNITS	CONTRACT DESCRIPTION	TRADE DATE/ CONTRACT SETTLE DATE	ACTUAL PAY/REC SETTLE DATE	BASE COST	CURRENCY COST IN BASE	CURRENCY GAIN/LOSS	SETTLEMENT GAIN/LOSS
FX	61,380 5900- 69,381 6900	PAYABLE IN USD RECEIVABLE IN EUR	16-MAY-01 21-MAY-01	21-MAY-01 21-MAY-01	61,380 59- 0 00	0 00 60,715 92	0.00 0.00	0.00 664.67-
FX	56,441 3500- 39,458.4400	PAYABLE IN USD RECEIVABLE IN GBP	16-MAY-01 21-MAY-01	21-MAY-01 21-MAY-01	56,441 35- 0 00	0.00 56,685 99	0.00 0.00	0.00 244.64
FX	22,178 8400- 172,992 7500	PAYABLE IN USD RECEIVABLE IN HKD	16-MAY-01 18-MAY-01	18-MAY-01 18-MAY-01	22,178 84- 0 00	0 00 22,178.84	0.00 0.00	0.00 0.00
FX	44,670 9400- 5,493,895.0000	PAYABLE IN USD RECEIVABLE IN JPY	16-MAY-01 21-MAY-01	21-MAY-01 21-MAY-01	44,670 94- 0 00	0 00 44,693 08	0.00 0.01	0.00 222.13
FX	4,697 3300- 48,044 8100	PAYABLE IN USD RECEIVABLE IN SEK	16-MAY-01 18-MAY-01	18-MAY-01 18-MAY-01	4,697 33- 0 00	0 00 4,683 64	0.00 0.00	0.00 13.69-
FX	962 4000- 828 1800	PAYABLE IN EUR RECEIVABLE IN USD	17-MAY-01 21-MAY-01	21-MAY-01 21-MAY-01	0 00 828 18	830 95- 0.00	6.26- 0.00	3.49 0.00
FX	1,989 0000- 1,747 9300	PAYABLE IN EUR RECEIVABLE IN USD	17-MAY-01 21-MAY-01	21-MAY-01 21-MAY-01	0 00 1,747.93	1,753 77- 0.00	13.20- 0.00	7.36 0.00
FX	411,131.2600- 45,275 7800	PAYABLE IN NOK RECEIVABLE IN USD	17-MAY-01 22-MAY-01	22-MAY-01 22-MAY-01	0.00 45,275 78	45,099.37- 0 00	195.46- 0.00	371.87 0.00
FX	74,065.1800- 83,888 5300	PAYABLE IN USD RECEIVABLE IN EUR	17-MAY-01 21-MAY-01	21-MAY-01 21-MAY-01	74,065 18- 0 00	0 00 73,410 85	0.00 0.00	0.00 654.33-
FX	53,122 9000- 6,511,861 0000	PAYABLE IN USD RECEIVABLE IN JPY	17-MAY-01 22-MAY-01	22-MAY-01 22-MAY-01	53,122 90- 0 00	0.00 53,073 53	0.00 0.00	0.00 49.37-
FX	1,170 0000- 1,023.6700	PAYABLE IN EUR RECEIVABLE IN USD	18-MAY-01 22-MAY-01	22-MAY-01 22-MAY-01	0.00 1,023 87	1,025 20- 0 00	11.39- 0.00	10.06 0.00
FX	962 7100- 842 4700	PAYABLE IN EUR RECEIVABLE IN USD	18-MAY-01 22-MAY-01	22-MAY-01 22-MAY-01	0 00 842 47	843.56- 0.00	9.37- 0.00	8.28 0.00

FOREIGN EXCHANGE CONTRACT TRANSACTIONS
FOR THE PERIOD 01 JANUARY 2001 THROUGH 31 DECEMBER 2001

RUN DATE 19-FEB-02
PAGE: 48
BASE CURRENCY: USD

KNI F540481
JOHN S AND JAMES L KNIGHT FDN
CAPITAL GUARDIAN

TRAN CODE	UNITS	CONTRACT DESCRIPTION	TRADE DATE/ CONTRACT SETTLE DATE	ACTUAL PAY/REC SETTLE DATE	BASE COST	CURRENCY COST IN BASE	CURRENCY GAIN/LOSS	SETTLEMENT GAIN/LOSS
FX	164,564.3800- 144,833 1100	PAYABLE IN EUR RECEIVABLE IN USD	18-MAY-01 23-MAY-01	23-MAY-01 23-MAY-01	0 00 144,833 11	141,961.23- 0.00	304.21- 0.00	3,176.89 0.00
FX	484 9600- 578.4000	PAYABLE IN GBP RECEIVABLE IN USD	18-MAY-01 22-MAY-01	22-MAY-01 22-MAY-01	0 00 578 40	581 77- 0.00	3.41- 0.00	0.04 0.00
FX	93,047.4980- 133,873 0100	PAYABLE IN GBP RECEIVABLE IN USD	18-MAY-01 23-MAY-01	23-MAY-01 23-MAY-01	0.00 133,873.01	132,632.76- 0.00	68.00- 0.00	1,308.25 0.00
FX	262,698 8900- 29,024.6200	PAYABLE IN NOK RECEIVABLE IN USD	18-MAY-01 23-MAY-01	23-MAY-01 23-MAY-01	0 00 29,024 62	28,579.10- 0.00	81.25- 0.00	526.77 0.00
FX	20,250.9100- 38,296.6100	PAYABLE IN USD RECEIVABLE IN AUD	18-MAY-01 23-MAY-01	23-MAY-01 23-MAY-01	20,258 91- 0 00	0.00 19,898.92	0.00 0.00	0.00 359.99-
FX	57,693 7300- 65,553.6100	PAYABLE IN USD RECEIVABLE IN EUR	18-MAY-01 23-MAY-01	23-MAY-01 23-MAY-01	57,693 73- 0.00	0.00 56,428 55	0.00 0.00	0.00 1,265.18-
FX	20,820 7300- 162,391 2500	PAYABLE IN USD RECEIVABLE IN HKD	18-MAY-01 22-MAY-01	22-MAY-01 22-MAY-01	20,820.73- 0.00	0.00 20,819.92	0.00 0.00	0.00 0.81-
FX	13 5800- 7 7500	PAYABLE IN CHF RECEIVABLE IN USD	21-MAY-01 23-MAY-01	23-MAY-01 23-MAY-01	0 00 7.75	7.84- 0.00	0.19- 0.00	0.10 0.00
FX	18,191 0700- 15,955 3900	PAYABLE IN EUR RECEIVABLE IN USD	21-MAY-01 24-MAY-01	24-MAY-01 24-MAY-01	0 00 15,955.39	15,647.40- 0.00	46.74- 0.00	354.73 0.00
FX	6,284.3800- 5,420.7800	PAYABLE IN EUR RECEIVABLE IN USD	21-MAY-01 23-MAY-01	23-MAY-01 23-MAY-01	0 00 5,420.70	5,392.72- 0.00	52.06- 0.00	80.04 0.00
FX	2,873 8500- 4,126.8500	PAYABLE IN GBP RECEIVABLE IN USD	21-MAY-01 23-MAY-01	23-MAY-01 23-MAY-01	0.00 4,126.85	4,128.57- 0 00	34.20- 0.00	32.48 0.00
FX	935,080.0000- 7,557.3900	PAYABLE IN JPY RECEIVABLE IN USD	21-MAY-01 23-MAY-01	23-MAY-01 23-MAY-01	0.00 7,557.39	7,619.55- 0.00	136.89 0.00	199.03- 0.00



Mellon Bank, N.A

KNI F540481
JOHN S AND JAMES L KNIGHT FDN
CAPITAL GUARDIAN

FOREIGN EXCHANGE CONTRACT TRANSACTIONS
FOR THE PERIOD 01 JANUARY 2001 THROUGH 31 DECEMBER 2001

RUN DATE: 19-FEB-01
PAGE: 4
G2540
BASE CURRENCY: USD

TRAN CODE	UNITS	CONTRACT DESCRIPTION	TRADE DATE/ CONTRACT SETTLE DATE	ACTUAL PAY/REC SETTLE DATE	BASE COST	CURRENCY COST IN BASE	CURRENCY GAIN/LOSS	SETTLEMENT GAIN/LOSS
FX	71,791.0900- 49,906.9100	PAYABLE IN USD RECEIVABLE IN GBP	21-MAY-01 23-MAY-01	23-MAY-01 23-MAY-01	71,791 09- 0 00	0.00 71,102.37	0.00 0.00	0.01 668.71
FX	20,784 0280- 162,102 9000	PAYABLE IN USD RECEIVABLE IN HKD	21-MAY-01 23-MAY-01	23-MAY-01 23-MAY-01	20,784 02- 0 00	0.00 20,782.69	0.00 0.00	0.01 1.3
FX	23,550 5400- 2,886,260 0000	PAYABLE IN USD RECEIVABLE IN JPY	21-MAY-01 24-MAY-01	24-MAY-01 24-MAY-01	23,550 54- 0.00	0.00 24,073.24	0.00 0.00	0.01 524.71
FX	10,764.0000- 9,282.8700	PAYABLE IN EUR RECEIVABLE IN USD	22-MAY-01 24-MAY-01	24-MAY-01 24-MAY-01	0 00 9,282 87	9,258.86- 0 00	27.65- 0.00	51.61 0.01
FX	19,025.9700- 16,455.1800	PAYABLE IN EUR RECEIVABLE IN USD	22-MAY-01 23-MAY-01	23-MAY-01 23-MAY-01	0 00 16,455 18	16,537.19- 0.00	159.64- 0.00	77.61 0.01
FX	42,070.6500- 40,055 0100	PAYABLE IN GBP RECEIVABLE IN USD	22-MAY-01 25-MAY-01	25-MAY-01 25-MAY-01	0 00 60,055 01	59,812 00- 0 00	42.23- 0.00	285.21 0.01
FX	5,714 7000- 8,136 5900	PAYABLE IN GBP RECEIVABLE IN USD	22-MAY-01 24-MAY-01	24-MAY-01 24-MAY-01	0.00 8,136.59	8,141 73- 0.00	82.86- 0.00	77.71 0.01
FX	10,789,649 0000- 87,858.5800	PAYABLE IN JPY RECEIVABLE IN USD	22-MAY-01 25-MAY-01	25-MAY-01 25-MAY-01	0 00 87,858 58	89,403.40- 0.00	0.00 0.00	1,544.81 0.01
FX	74,185.0300- 8,070 1700	PAYABLE IN NOK RECEIVABLE IN USD	22-MAY-01 25-MAY-01	25-MAY-01 25-MAY-01	0 00 8,070 17	8,070 61- 0 00	16.91- 0.00	16.41 0.01
FX	114,769 9800- 12,485 1800	PAYABLE IN NOK RECEIVABLE IN USD	22-MAY-01 25-MAY-01	25-MAY-01 25-MAY-01	0 00 12,485.18	12,485 87- 0.00	26.18- 0.00	25.41 0.01
FX	19,910.6300- 38,444 9400	PAYABLE IN USD RECEIVABLE IN AUD	23-MAY-01 25-MAY-01	25-MAY-01 25-MAY-01	19,910.63- 0.00	0.00 19,964.46	0.00 0.00	0.01 53.81
FX	163,728.6700- 191,053.0800	PAYABLE IN USD RECEIVABLE IN EUR	23-MAY-01 25-MAY-01	25-MAY-01 25-MAY-01	163,728 67- 0 00	0 00 163,694 28	0.00 0.00	0.01 34.31

KNI F540481
JOHN S AND JAMES L KNIGHT FDN
CAPITAL GUARDIAN

FOREIGN EXCHANGE CONTRACT TRANSACTIONS
FOR THE PERIOD 01 JANUARY 2001 THROUGH 31 DECEMBER 2001

RUN DATE: 19-FEB-01
PAGE: 5
G2540
BASE CURRENCY: USD

TRAN CODE	UNITS	CONTRACT DESCRIPTION	TRADE DATE/ CONTRACT SETTLE DATE	ACTUAL PAY/REC SETTLE DATE	BASE COST	CURRENCY COST IN BASE	CURRENCY GAIN/LOSS	SETTLEMENT GAIN/LOSS
FX	24,710.2600- 2,956,583.0800	PAYABLE IN USD RECEIVABLE IN JPY	23-MAY-01 25-MAY-01	25-MAY-01 25-MAY-01	24,710.26- 0.00	0.00 24,498.35	0.00 0.00	0.01 211.9
FX	11,131.2500- 6,225.1800	PAYABLE IN CHF RECEIVABLE IN USD	24-MAY-01 29-MAY-01	29-MAY-01 29-MAY-01	0.00 6,225.18	6,254.47- 0.00	23.62- 0.00	7.61 0.01
FX	9,642.0000- 7,684.5700	PAYABLE IN EUR RECEIVABLE IN USD	24-MAY-01 29-MAY-01	29-MAY-01 29-MAY-01	0 00 7,684.57	7,757.48- 0.00	33.12- 0.00	39.71 0.01
FX	12,460 0000- 17,543.6800	PAYABLE IN GBP RECEIVABLE IN USD	24-MAY-01 29-MAY-01	29-MAY-01 29-MAY-01	0.00 17,543.68	17,758.59- 0.00	89.86- 0.00	125.81 0.01
FX	15,373 8700- 1,846,402.0000	PAYABLE IN USD RECEIVABLE IN JPY	24-MAY-01 29-MAY-01	29-MAY-01 29-MAY-01	15,373.87- 0.00	0.00 15,377.71	0.00 0.00	0.01 3.81
FX	33,293.0900- 28,605.0900	PAYABLE IN EUR RECEIVABLE IN USD	25-MAY-01 30-MAY-01	30-MAY-01 30-MAY-01	0 00 28,605.09	28,457.47- 0.00	84.70 0.00	62.91 0.01
FX	6,804.5200- 5,806.8100	PAYABLE IN EUR RECEIVABLE IN USD	25-MAY-01 29-MAY-01	29-MAY-01 29-MAY-01	0.00 5,806.81	5,837.17- 0.00	24.92- 0.00	5.41 0.01
FX	74,476.6700- 86,914 0700	PAYABLE IN USD RECEIVABLE IN EUR	25-MAY-01 29-MAY-01	29-MAY-01 29-MAY-01	74,476 67- 0 00	0.00 74,242.00	0.00 0.00	0.01 234.6
FX	73,986 3400- 86,003 1300	PAYABLE IN USD RECEIVABLE IN EUR	25-MAY-01 30-MAY-01	30-MAY-01 30-MAY-01	73,986.34- 0 00	0.00 73,730.48	0.00 0.00	0.01 255.81
FX	66,309 5800- 56,674.7300	PAYABLE IN EUR RECEIVABLE IN USD	29-MAY-01 30-MAY-01	30-MAY-01 30-MAY-01	0.00 56,674.73	56,771.84- 0.00	75.29 0.00	172.41 0.01
FX	6,712.5000- 5,722.4100	PAYABLE IN EUR RECEIVABLE IN USD	29-MAY-01 31-MAY-01	31-MAY-01 31-MAY-01	0.00 5,722.41	5,762.39- 0.00	72.87- 0.00	32.81 0.01
FX	370.6100- 315.9500	PAYABLE IN EUR RECEIVABLE IN USD	29-MAY-01 31-MAY-01	31-MAY-01 31-MAY-01	0.00 315.95	318.15- 0.00	4.02- 0.00	1.81 0.01



Mellon TrustSM

Mellon Bank, N.A

FOREIGN EXCHANGE CONTRACT TRANSACTIONS
FOR THE PERIOD 01 JANUARY 2001 THROUGH 31 DECEMBER 2001

RUN DATE: 19-FEB-02
PAGE: 51
62540
BASE CURRENCY: USD

NI F540481
JOHN S AND JAMES L KNIGHT FDN
CAPITAL GUARDIAN

TRAN CODE	UNITS	CONTRACT DESCRIPTION	TRADE DATE/ CONTRACT SETTLE DATE	ACTUAL PAY/REC SETTLE DATE	BASE COST	CURRENCY COST IN BASE	CURRENCY GAIN/LOSS	SETTLEMENT GAIN/LOSS
X	160 9500- 137 2100	PAYABLE IN EUR RECEIVABLE IN USD	29-MAY-01 31-MAY-01	31-MAY-01 31-MAY-01	0 00 137.21	138 17- 0 00	1 75- 0 00	0 79 0.00
X	5,871 2000- 5,005 2000	PAYABLE IN EUR RECEIVABLE IN USD	29-MAY-01 31-MAY-01	31-MAY-01 31-MAY-01	0 00 5,005 20	5,040 17- 0 00	63.74- 0.00	28.77 0.00
X	3,222 0000- 2,746 7400	PAYABLE IN EUR RECEIVABLE IN USD	29-MAY-01 31-MAY-01	31-MAY-01 31-MAY-01	0 00 2,746 76	2,765.95- 0.00	34.98- 0.00	15 79 0 00
X	308 9500- 437 3800	PAYABLE IN GBP RECEIVABLE IN USD	29-MAY-01 31-MAY-01	31-MAY-01 31-MAY-01	0.00 437.38	439 88- 0 00	0.99- 0.00	1.51- 0 00
X	141,520 0000- 18,131.9700	PAYABLE IN HKD RECEIVABLE IN USD	29-MAY-01 31-MAY-01	31-MAY-01 31-MAY-01	0.00 18,131.97	18,144 06- 0.00	0 00 0.00	12.09- 0.00
X	575,825 4000- 62,141 4000	PAYABLE IN NOK RECEIVABLE IN USD	29-MAY-01 31-MAY-01	31-MAY-01 31-MAY-01	0 00 62,141 40	62,280 72- 0 00	889.82- 0.00	749.78 0.00
X	95.4600- 9.0000	PAYABLE IN SEK RECEIVABLE IN USD	29-MAY-01 31-MAY-01	31-MAY-01 31-MAY-01	0.00 9 00	9 10- 0.00	0.23- 0 00	0 13 0.00
X	10,775 3700- 12,607.1900	PAYABLE IN USD RECEIVABLE IN EUR	29-MAY-01 30-MAY-01	30-MAY-01 30-MAY-01	10,775 37- 0 00	10,808 14 0.00	0.00 0.00	0 00 32.77
X	15,336 0300- 17,943 1700	PAYABLE IN USD RECEIVABLE IN EUR	29-MAY-01 31-MAY-01	31-MAY-01 31-MAY-01	15,336.03- 0.00	0 00 15,208 63	0 00 0.00	0.00 127.40-
X	10,755 4100- 12,586 7900	PAYABLE IN USD RECEIVABLE IN EUR	29-MAY-01 01-JUN-01	01-JUN-01 01-JUN-01	10,755 41- 0 00	0 00 10,654.72	0.00 0.00	0.00 100.69-
X	31,829 9400- 3,826,277.0000	PAYABLE IN USD RECEIVABLE IN JPY	29-MAY-01 31-MAY-01	31-MAY-01 31-MAY-01	31,829 94- 0 00	0 00 32,202.30	0.00 0.00	0.00 372.36
X	8,075 0000- 4,526 0900	PAYABLE IN CHF RECEIVABLE IN USD	30-MAY-01 01-JUN-01	01-JUN-01 01-JUN-01	0.00 4,526 09	4,535 05- 0 00	48.70- 0.00	31.74 0.00

FOREIGN EXCHANGE CONTRACT TRANSACTIONS
FOR THE PERIOD 01 JANUARY 2001 THROUGH 31 DECEMBER 2001

RUN DATE: 19-FEB-02
PAGE: 52
62540
BASE CURRENCY: USD

NI F540481
JOHN S AND JAMES L KNIGHT FDN
CAPITAL GUARDIAN

TRAN CODE	UNITS	CONTRACT DESCRIPTION	TRADE DATE/ CONTRACT SETTLE DATE	ACTUAL PAY/REC SETTLE DATE	BASE COST	CURRENCY COST IN BASE	CURRENCY GAIN/LOSS	SETTLEMENT GAIN/LOSS
X	3,459 6000- 2,951 7300	PAYABLE IN EUR RECEIVABLE IN USD	30-MAY-01 01-JUN-01	01-JUN-01 01-JUN-01	0 00 2,951.73	2,962 11- 0.00	33.56- 0.00	23.18 0.00
X	5,115 3000- 7,263.7300	PAYABLE IN GBP RECEIVABLE IN USD	30-MAY-01 01-JUN-01	01-JUN-01 01-JUN-01	0 00 7,263.73	7,283.08- 0.00	46.93- 0.00	25.58 0.00
X	190,320 0000- 24,384.3700	PAYABLE IN HKD RECEIVABLE IN USD	30-MAY-01 01-JUN-01	01-JUN-01 01-JUN-01	0 00 24,384.37	24,400.63- 0.00	0.00 0.00	16.26- 0.00
X	8,744,763 0000- 72,686 4600	PAYABLE IN JPY RECEIVABLE IN USD	30-MAY-01 04-JUN-01	04-JUN-01 04-JUN-01	0 00 72,686.46	73,065.38- 0.00	11.65 0.00	390.57- 0.00
X	46,477.7200- 54,222 2900	PAYABLE IN USD RECEIVABLE IN EUR	30-MAY-01 04-JUN-01	04-JUN-01 04-JUN-01	46,477.72- 0 00	0 00 45,958.81	0.00 0.00	0 00 518.91-
X	24,195 7300- 2,910,940 0000	PAYABLE IN USD RECEIVABLE IN JPY	30-MAY-01 04-JUN-01	04-JUN-01 04-JUN-01	24,195 73- 0 00	0 00 24,325.74	0.00 0.00	0.00 130.01
X	319 5300- 269 5900	PAYABLE IN EUR RECEIVABLE IN USD	31-MAY-01 04-JUN-01	04-JUN-01 04-JUN-01	0 00 269.59	273 07- 0 00	2.24- 0.00	1.24- 0.00
X	502.1200- 423.6400	PAYABLE IN EUR RECEIVABLE IN USD	31-MAY-01 04-JUN-01	04-JUN-01 04-JUN-01	0 00 423 64	429 11- 0.00	3.51- 0.00	1.96- 0.00
X	11,621 9000- 16,440.1000	PAYABLE IN GBP RECEIVABLE IN USD	31-MAY-01 04-JUN-01	04-JUN-01 04-JUN-01	0 00 16,440.10	16,508.40- 0.00	79.38- 0.00	22.08 0.00
X	7,312,314.0000- 61,378.3900	PAYABLE IN JPY RECEIVABLE IN USD	31-MAY-01 05-JUN-01	05-JUN-01 05-JUN-01	0 00 61,378 39	60,849.93- 0.00	15.37- 0.00	543.83 0.00
X	20,388 7800- 24,086 2600	PAYABLE IN USD RECEIVABLE IN EUR	31-MAY-01 05-JUN-01	05-JUN-01 05-JUN-01	20,388 78- 0 00	0 00 20,425.15	0.00 0.00	0 00 36.37
X	3,014 5600- 1,959 2900	PAYABLE IN CAD RECEIVABLE IN USD	01-JUN-01 05-JUN-01	05-JUN-01 05-JUN-01	0 00 1,959 29	1,949.92- 0.00	15.51 0.00	6.13- 0.00



Mellon Bank, N.A

KNI F540481
JOHN S AND JAMES L KNIGHT FOM
CAPITAL GUARDIAN

FOREIGN EXCHANGE CONTRACT TRANSACTIONS
FOR THE PERIOD 01 JANUARY 2001 THROUGH 31 DECEMBER 2001

RUN DATE: 19-FEB-02
PAGE: 53
G2540
BASE CURRENCY: USD

TRAN CODE	UNITS	CONTRACT DESCRIPTION	TRADE DATE/ CONTRACT SETTLE DATE	ACTUAL PAY/REC SETTLE DATE	BASE COST	CURRENCY COST IN BASE	CURRENCY GAIN/LOSS	SETTLEMENT GAIN/LOSS
FX	23,979 4300- 20,353 0200	PAYABLE IN EUR RECEIVABLE IN USD	01-JUN-01 06-JUN-01	06-JUN-01 06-JUN-01	0 00 20,353 02	20,385 39- 0 00	79.61- 0.00	47.24 0.00
FX	10,891,519 0000- 91,466 9500	PAYABLE IN JPY RECEIVABLE IN USD	01-JUN-01 06-JUN-01	06-JUN-01 06-JUN-01	0 00 91,466 95	90,437.92- 0 00	6.85- 0.00	1,035.88 0.00
FX	314,679 8600- 33,328 3800	PAYABLE IN HOK RECEIVABLE IN USD	01-JUN-01 07-JUN-01	07-JUN-01 07-JUN-01	0 00 33,328 38	33,671.45- 0.00	0.00 0.00	343.07 0.00
FX	6,198 4300- 3,417 1100	PAYABLE IN SGD RECEIVABLE IN USD	01-JUN-01 05-JUN-01	05-JUN-01 05-JUN-01	0 00 3,417 11	3,426.93- 0.00	5.49- 0.00	4.33 0.00
FX	6,611 8700- 3,644.9100	PAYABLE IN SGD RECEIVABLE IN USD	01-JUN-01 05-JUN-01	05-JUN-01 05-JUN-01	0 00 3,644 91	3,655.39- 0.00	5.85- 0.00	4.63 0.00
FX	25,798 8300- 3,072,022 0000	PAYABLE IN USD RECEIVABLE IN JPY	01-JUN-01 06-JUN-01	06-JUN-01 06-JUN-01	25,798.83- 0 00	0 00 25,506.66	0.00 0.00	0.00 292.17
FX	715 0000- 397.7500	PAYABLE IN CHF RECEIVABLE IN USD	04-JUN-01 06-JUN-01	06-JUN-01 06-JUN-01	0.00 397 75	401.56- 0.00	3.43- 0.00	0.38 0.00
FX	1,716 0000- 1,447 4500	PAYABLE IN EUR RECEIVABLE IN USD	04-JUN-01 06-JUN-01	06-JUN-01 06-JUN-01	0 00 1,447 45	1,458.81- 0.00	5 70- 0.00	5.66 0.00
FX	23,356 7900- 19,759.8400	PAYABLE IN EUR RECEIVABLE IN USD	04-JUN-01 07-JUN-01	07-JUN-01 07-JUN-01	0.00 19,759.84	19,849.88- 0.00	10.40 0.00	100.44 0.00
FX	7,086.1900- 10,002.1600	PAYABLE IN GBP RECEIVABLE IN USD	04-JUN-01 06-JUN-01	06-JUN-01 06-JUN-01	0 00 10,002 16	10,065 63- 0.00	189.61- 0.00	126.14 0.00
FX	72,200 0000- 9,250.4800	PAYABLE IN HKD RECEIVABLE IN USD	04-JUN-01 06-JUN-01	06-JUN-01 06-JUN-01	0 00 9,250.48	9,256 45- 0.00	0 12 0.00	6.29 0.00
FX	2,597,713 0000- 21,766.4200	PAYABLE IN JPY RECEIVABLE IN USD	04-JUN-01 07-JUN-01	07-JUN-01 07-JUN-01	0 00 21,766 42	21,644.90- 0.00	14.44 0.00	107.08 0.00

KNI F540481
JOHN S AND JAMES L KNIGHT FOM
CAPITAL GUARDIAN

FOREIGN EXCHANGE CONTRACT TRANSACTIONS
FOR THE PERIOD 01 JANUARY 2001 THROUGH 31 DECEMBER 2001

RUN DATE: 19-FEB-02
PAGE: 54
G2540
BASE CURRENCY: USD

TRAN CODE	UNITS	CONTRACT DESCRIPTION	TRADE DATE/ CONTRACT SETTLE DATE	ACTUAL PAY/REC SETTLE DATE	BASE COST	CURRENCY COST IN BASE	CURRENCY GAIN/LOSS	SETTLEMENT GAIN/LOSS
FX	34,378.3900- 24,287.2800	PAYABLE IN USD RECEIVABLE IN GBP	04-JUN-01 07-JUN-01	07-JUN-01 07-JUN-01	34,378.39- 0 00	0 00 33,730.17	0.00 0.00	0.00 640.22
FX	20,343.8700- 158,678.0800	PAYABLE IN USD RECEIVABLE IN HKD	04-JUN-01 06-JUN-01	06-JUN-01 06-JUN-01	20,343.87- 0.00	0 00 20,344.13	0.00 0.00	0.00 0.26
FX	25,686.5300- 3,062,477.0000	PAYABLE IN USD RECEIVABLE IN JPY	04-JUN-01 07-JUN-01	07-JUN-01 07-JUN-01	25,686 53- 0 00	0 00 25,534.47	0.00 0.00	0.00 152.06
FX	0 9400- 0 4700	PAYABLE IN AUD RECEIVABLE IN USD	05-JUN-01 07-JUN-01	07-JUN-01 07-JUN-01	0 00 0 47	0 49- 0 00	0 00 0 00	0 02 0 00
FX	0 1200- 0 0800	PAYABLE IN CAD RECEIVABLE IN USD	05-JUN-01 07-JUN-01	07-JUN-01 07-JUN-01	0 00 0 08	0 00- 0 00	0 00 0 00	0 00 0 00
FX	8,308.0000- 6,992.8400	PAYABLE IN EUR RECEIVABLE IN USD	05-JUN-01 07-JUN-01	07-JUN-01 07-JUN-01	0 00 6,992.84	7,060.60- 0.00	3.69 0.00	71.45 0.00
FX	7,397,147.0000- 61,481.5000	PAYABLE IN JPY RECEIVABLE IN USD	05-JUN-01 08-JUN-01	08-JUN-01 08-JUN-01	0 00 61,481.50	61,271.29- 0 00	23.96- 0.00	234.17 0.00
FX	21,567 3900- 15,285 1800	PAYABLE IN USD RECEIVABLE IN GBP	05-JUN-01 08-JUN-01	08-JUN-01 08-JUN-01	21,567.39- 0 00	0 00 21,088.96	0 00 0 00	0 00 478.43
FX	187 5000- 158.2900	PAYABLE IN EUR RECEIVABLE IN USD	06-JUN-01 08-JUN-01	08-JUN-01 08-JUN-01	0 00 158 29	159.35- 0 00	0 27- 0 00	0 79 0 00
FX	13,380 2500- 11,295.6100	PAYABLE IN EUR RECEIVABLE IN USD	06-JUN-01 08-JUN-01	08-JUN-01 08-JUN-01	0 00 11,295 61	11,371 65- 0 00	19.85- 0 00	56.19 0 00
FX	8,140,130.0000- 67,653.4400	PAYABLE IN JPY RECEIVABLE IN USD	06-JUN-01 11-JUN-01	11-JUN-01 11-JUN-01	0 00 67,653.44	66,819.08- 0 00	31.01- 0 00	865.37 0 00
FX	21,024.2800- 48,748.6800	PAYABLE IN USD RECEIVABLE IN AUD	06-JUN-01 12-JUN-01	12-JUN-01 12-JUN-01	21,024 28- 0 00	0 00 21,348.23	0 00 0 00	0 00 323.95



Mellon Bank, N A

FOREIGN EXCHANGE CONTRACT TRANSACTIONS
FOR THE PERIOD 01 JANUARY 2001 THROUGH 31 DECEMBER 2001

RUN DATE 19-FEB-02
PAGE 55
BASE CURRENCY USD

KNI F540481
JOHN S AND JAMES L KNIGHT FDN
CAPITAL GUARDIAN

TRAN CODE	UNITS	CONTRACT DESCRIPTION	TRADE DATE/ CONTRACT SETTLE DATE	ACTUAL PAY/REC SETTLE DATE	BASE COST	CURRENCY COST IN BASE	CURRENCY GAIN/LOSS	SETTLEMENT GAIN/LOSS
FX	81,308 8400- 95,968 3500	PAYABLE IN USD RECEIVABLE IN EUR	06-JUN-01 11-JUN-01	11-JUN-01 11-JUN-01	81,308 84- 0 00	0 00 80,786 14	0.00 0.00	0 00 602 68-
FX	69,948 7000- 46,003 7500	PAYABLE IN CAD RECEIVABLE IN USD	07-JUN-01 11-JUN-01	11-JUN-01 11-JUN-01	0 00 46,003 75	46,097 73- 0 00	0.00 0.00	93 98- 0 00
FX	14,539 1000- 12,289 9000	PAYABLE IN EUR RECEIVABLE IN USD	07-JUN-01 11-JUN-01	11-JUN-01 11-JUN-01	0 00 12,289 90	12,258.08- 0 00	19.07- 0.00	50.89 0 00
FX	9,138,660.0000- 76,151.6900	PAYABLE IN JPY RECEIVABLE IN USD	07-JUN-01 12-JUN-01	12-JUN-01 12-JUN-01	0 00 76,151 69	74,948 51- 0.00	1.53- 0.00	1,204 71 0.00
FX	91,401 8900- 163,742 8300	PAYABLE IN USD RECEIVABLE IN CHF	07-JUN-01 12-JUN-01	12-JUN-01 12-JUN-01	91,401 49- 0.00	0 00 91,308.12	0.00 0.01	0 00 93 78-
FX	85,604 9000- 100,817 6300	PAYABLE IN USD RECEIVABLE IN EUR	07-JUN-01 12-JUN-01	12-JUN-01 12-JUN-01	85,684 90- 0 00	0 00 85,604 26	0.00 0.01	0 00 80 65-
FX	71,858 3400- 51,716 3700	PAYABLE IN USD RECEIVABLE IN GBP	07-JUN-01 12-JUN-01	12-JUN-01 12-JUN-01	71,858 34- 0 00	0 00 71,311 70	0.00 0.00	0 00 546 64-
FX	63,652 6400- 7,633,861.0000	PAYABLE IN USD RECEIVABLE IN JPY	07-JUN-01 11-JUN-01	11-JUN-01 11-JUN-01	63,652 64- 0 00	0 00 62,634.23	0.00 0.01-	0 00 1,018 40-
FX	46,296 5900- 5,555,468.0000	PAYABLE IN USD RECEIVABLE IN JPY	07-JUN-01 12-JUN-01	12-JUN-01 12-JUN-01	46,296 59- 0 00	0.00 45,564.18	0.00 0.00	0 00 732 41-
FX	40,101 0400- 21,053 0500	PAYABLE IN AUD RECEIVABLE IN USD	08-JUN-01 14-JUN-01	14-JUN-01 14-JUN-01	0 00 21,053 05	21,177 36- 0 00	0 00 0.00	124 31- 0 00
FX	27,654 2800- 18,187 8600	PAYABLE IN CAD RECEIVABLE IN USD	08-JUN-01 12-JUN-01	12-JUN-01 12-JUN-01	0 00 18,187 86	18,151.81- 0.00	0.00 0.00	36 05 - 0 00
FX	82,868 2800- 54,499 9600	PAYABLE IN CAD RECEIVABLE IN USD	08-JUN-01 12-JUN-01	12-JUN-01 12-JUN-01	0.00 54,499.96	54,393 36- 0 00	0.00 0.00	106 60 0 00

FOREIGN EXCHANGE CONTRACT TRANSACTIONS
FOR THE PERIOD 01 JANUARY 2001 THROUGH 31 DECEMBER 2001

RUN DATE 19-FEB-02
PAGE 56
BASE CURRENCY USD

KNI F540481
JOHN S AND JAMES L KNIGHT FDN
CAPITAL GUARDIAN

TRAN CODE	UNITS	CONTRACT DESCRIPTION	TRADE DATE/ CONTRACT SETTLE DATE	ACTUAL PAY/REC SETTLE DATE	BASE COST	CURRENCY COST IN BASE	CURRENCY GAIN/LOSS	SETTLEMENT GAIN/LOSS
FX	21,813 5500- 12,128.7500	PAYABLE IN CHF RECEIVABLE IN USD	08-JUN-01 12-JUN-01	12-JUN-01 12-JUN-01	0 00 12,128.75	12,163 92- 0.00	0.00 0.00	35.17- 0.00
FX	10,203.0000- 8,636.8400	PAYABLE IN EUR RECEIVABLE IN USD	08-JUN-01 12-JUN-01	12-JUN-01 12-JUN-01	0 00 8,636.84	8,663.37- 0.00	0.00 0.00	26.53- 0.00
FX	1,336,364.5200- 1,136,791.8400	PAYABLE IN EUR RECEIVABLE IN USD	08-JUN-01 13-JUN-01	13-JUN-01 13-JUN-01	0 00 1,136,791.84	1,137,698.84- 0.00	215.55 0.00	1,122.55- 0.00
FX	53,369.6900- 45,364.2400	PAYABLE IN EUR RECEIVABLE IN USD	08-JUN-01 13-JUN-01	13-JUN-01 13-JUN-01	0 00 45,364.24	45,444.29- 0.00	0.00 0.00	80.05- 0.00
FX	76,176.0000- 105,127.4500	PAYABLE IN GBP RECEIVABLE IN USD	08-JUN-01 13-JUN-01	13-JUN-01 13-JUN-01	0 00 105,127.45	105,694.20- 0.00	0.00 0.00	566 75- 0.00
FX	21,369,563 0000- 177,168.7500	PAYABLE IN JPY RECEIVABLE IN USD	08-JUN-01 13-JUN-01	13-JUN-01 13-JUN-01	0 00 177,168.75	175,543.17- 0.00	5.70 0.00	1,619.88 0.00
FX	546,435 9800- 58,343 1400	PAYABLE IN HOK RECEIVABLE IN USD	08-JUN-01 13-JUN-01	13-JUN-01 13-JUN-01	0 00 58,343.14	58,389.27- 0.00	0.00 0.00	46.13- 0.00
FX	2,174,001.6700- 198,538 9700	PAYABLE IN SEK RECEIVABLE IN USD	08-JUN-01 13-JUN-01	13-JUN-01 13-JUN-01	0 00 198,538.97	200,679.55- 0.00	0.00 0.00	2,140.58- 0.00
FX	37,311.6100- 43,861 9500	PAYABLE IN USD RECEIVABLE IN EUR	08-JUN-01 13-JUN-01	13-JUN-01 13-JUN-01	37,311.61- 0.00	0 00 37,348.45	0.00 0.00	0 00 36.84
FX	20,994 1800- 15,286 5400	PAYABLE IN USD RECEIVABLE IN GBP	08-JUN-01 12-JUN-01	12-JUN-01 12-JUN-01	20,994.18- 0 00	0 00 20,968.33	0.00 0.00	0 00 25.85-
FX	26,292.7900- 19,051.9200	PAYABLE IN USD RECEIVABLE IN GBP	08-JUN-01 13-JUN-01	13-JUN-01 13-JUN-01	26,292.79- 0 00	0 00 26,434.54	0.00 0.00	0 00 141.75
FX	49,447 5200- 5,966,424 0000	PAYABLE IN USD RECEIVABLE IN JPY	08-JUN-01 13-JUN-01	13-JUN-01 13-JUN-01	49,447 52- 0.00	0 00 49,015.23	0.00 0.00	0 00 452.29-



Mellon Bank, N.A

KNI F540481
JOHN S AND JAMES L KNIGHT FDN
CAPITAL GUARDIAN

FOREIGN EXCHANGE CONTRACT TRANSACTIONS
FOR THE PERIOD 01 JANUARY 2001 THROUGH 31 DECEMBER 2001

RUN DATE: 19-FEB-0.
PAGE: 5
BASE CURRENCY: USD

TRAN CODE	UNITS	CONTRACT DESCRIPTION	TRADE DATE/ CONTRACT SETTLE DATE	ACTUAL PAY/REC SETTLE DATE	BASE COST	CURRENCY COST IN BASE	CURRENCY GAIN/LOSS	SETTLEMEN GAIN/LOSS
FX	45,742 9300- 30,143 0200	PAYABLE IN CAD RECEIVABLE IN USD	11-JUN-01 13-JUN-01	13-JUN-01 13-JUN-01	0 00 30,143.02	30,157.53- 0 00	0.01- 0 00	14 51 0 01
FX	4,251 2500- 3,574 4500	PAYABLE IN EUR RECEIVABLE IN USD	11-JUN-01 13-JUN-01	13-JUN-01 13-JUN-01	0 00 3,574.45	3,619.94- 0.00	0 00 0.00	45 4' 0 01
FX	189 7400- 159 5300	PAYABLE IN EUR RECEIVABLE IN USD	11-JUN-01 13-JUN-02	13-JUN-01 13-JUN-02	0 00 159 53	161.56- 0.00	0.00 0.00	2 0' 0 01
FX	3,347 8900- 2,831.7200	PAYABLE IN EUR RECEIVABLE IN USD	11-JUN-01 13-JUN-01	13-JUN-01 13-JUN-01	0 00 2,831 72	2,847.76- 0 00	0.00 0.00	36 0' 0 01
FX	27,362.0000- 224.1900	PAYABLE IN JPY RECEIVABLE IN USD	11-JUN-01 14-JUN-01	14-JUN-01 14-JUN-01	0 00 224.19	225.52- 0.00	0.01 0.00	1.3' 0 01
FX	106,590 9700- 192,179 2500	PAYABLE IN USD RECEIVABLE IN CHF	11-JUN-01 14-JUN-02	14-JUN-01 14-JUN-02	106,590 97- 0.00	0 00 108,050.85	0.00 0.00	0 01 1,459 81
FX	1,373,489.0700- 1,626,605.0900	PAYABLE IN USD RECEIVABLE IN EUR	11-JUN-01 14-JUN-01	14-JUN-01 14-JUN-01	1,373,489 07- 0.00	0.00 1,396,928 45	0.00 0.00	0.01 23,439 31
FX	20,408 5000- 14,852 2700	PAYABLE IN USD RECEIVABLE IN GBP	11-JUN-01 13-JUN-01	13-JUN-01 13-JUN-01	20,408 50- 0 00	0.00 20,607 52	0.00 0 00	0 01 199 0.
FX	3,473.1700- 2,510 9800	PAYABLE IN USD RECEIVABLE IN GBP	11-JUN-01 14-JUN-01	14-JUN-01 14-JUN-01	3,473 17- 0.00	0 00 3,526.82	0.00 0.00	0.01 53.6'
FX	512,453 8300- 373,304 5600	PAYABLE IN USD RECEIVABLE IN GBP	11-JUN-01 14-JUN-01	14-JUN-01 14-JUN-01	512,453 83- 0.00	0 00 522,663.71	0 00 0.00	0.01 10,209.81
FX	1,378,920.0200- 168,139,991.0000	PAYABLE IN USD RECEIVABLE IN JPY	11-JUN-01 14-JUN-01	14-JUN-01 14-JUN-01	1,378,920 02- 0 00	0.00 1,385,864.28	0 00 0.00	0 01 6,944 21
FX	253,865.0300- 2,793,784.6400	PAYABLE IN USD RECEIVABLE IN SEK	11-JUN-01 14-JUN-01	14-JUN-01 14-JUN-01	253,865 03- 0 00	0.00 260,551.04	0.00 0.01-	0 01 6,686 0.

KNI F540481
JOHN S AND JAMES L KNIGHT FDN
CAPITAL GUARDIAN

FOREIGN EXCHANGE CONTRACT TRANSACTIONS
FOR THE PERIOD 01 JANUARY 2001 THROUGH 31 DECEMBER 2001

RUN DATE: 19-FEB-0.
PAGE: 51
BASE CURRENCY: USD

TRAN CODE	UNITS	CONTRACT DESCRIPTION	TRADE DATE/ CONTRACT SETTLE DATE	ACTUAL PAY/REC SETTLE DATE	BASE COST	CURRENCY COST IN BASE	CURRENCY GAIN/LOSS	SETTLEMEN GAIN/LOSS
FX	40,170 6100- 21,033.3300	PAYABLE IN AUD RECEIVABLE IN USD	12-JUN-01 15-JUN-01	15-JUN-01 15-JUN-01	0.00 21,033.33	21,206.07- 0.00	0.00 0.00	172.74 0.01
FX	25,284 2400- 16,557.5700	PAYABLE IN CAD RECEIVABLE IN USD	12-JUN-01 14-JUN-01	14-JUN-01 14-JUN-01	0.00 16,557.57	16,650.80- 0.00	0.00 0.00	93.21 0.01
FX	19,592.5000- 10,862.3900	PAYABLE IN CHF RECEIVABLE IN USD	12-JUN-01 14-JUN-01	14-JUN-01 14-JUN-01	0.00 10,862.39	11,015.69- 0.00	0.00 0.00	153.31 0.01
FX	2,564,879 0000- 21,061.5700	PAYABLE IN JPY RECEIVABLE IN USD	12-JUN-01 15-JUN-01	15-JUN-01 15-JUN-01	0.00 21,061.57	21,020.55- 0.00	26.16- 0.00	67.11 0.01
FX	228,464.8100- 20,750.6600	PAYABLE IN SEK RECEIVABLE IN USD	12-JUN-01 14-JUN-01	14-JUN-01 14-JUN-01	0.00 20,750.66	21,306.85- 0.00	0.00 0.00	556.11 0.01
FX	79,858.3600- 152,517.8800	PAYABLE IN USD RECEIVABLE IN AUD	12-JUN-01 15-JUN-01	15-JUN-01 15-JUN-01	79,858.36- 0 00	0.00 80,514.19	0.00 0.00	0.01 655.81
FX	156,491.9700- 143,462.8400	PAYABLE IN USD RECEIVABLE IN EUR	12-JUN-01 15-JUN-01	15-JUN-01 15-JUN-01	156,491.97- 0.00	0.00 158,181.66	0.00 0.00	0.01 1,689.61
FX	24,748 7400- 3,016,253 0000	PAYABLE IN USD RECEIVABLE IN JPY	12-JUN-01 15-JUN-01	15-JUN-01 15-JUN-01	24,748 74- 0.00	0.00 24,669.80	0.00 0.00	0.01 78.94
FX	145,916.4200- 1,406,539.7300	PAYABLE IN USD RECEIVABLE IN SEK	12-JUN-01 14-JUN-01	14-JUN-01 14-JUN-01	145,916.42- 0.00	0 00 149,827.44	0.00 0.00	0.01 3,911 0.
FX	21,552 1200- 39,136 5000	PAYABLE IN USD RECEIVABLE IN SGD	12-JUN-01 15-JUN-01	15-JUN-01 15-JUN-01	21,552.12- 0.00	0.00 21,574.70	0.00 0.00	0 01 22.51
FX	39,025 6000- 20,639 0000	PAYABLE IN AUD RECEIVABLE IN USD	13-JUN-01 18-JUN-01	18-JUN-01 18-JUN-01	0.00 20,639.08	20,414.33- 0.00	0.04- 0.00	224.74 0.01
FX	50,731 6000- 33,457.0500	PAYABLE IN CAD RECEIVABLE IN USD	13-JUN-01 15-JUN-01	15-JUN-01 15-JUN-01	0.00 33,457.05	33,292.82- 0.00	0.00 0.00	164.21 0.01



Mellon Bank, N A

NY F540481
JOHN S AND JAMES L KNIGHT FDN
CAPITAL GUARDIAN

FOREIGN EXCHANGE CONTRACT TRANSACTIONS
FOR THE PERIOD 01 JANUARY 2001 THROUGH 31 DECEMBER 2001

RUN DATE: 19-FEB-02
PAGE: 59
BASE CURRENCY: USD

TRAN CODE	UNITS	CONTRACT DESCRIPTION	TRADE DATE/ CONTRACT SETTLE DATE	ACTUAL PAY/REC SETTLE DATE	BASE COST	CURRENCY COST IN BASE	CURRENCY GAIN/LOSS	SETTLEMENT GAIN/LOSS
X	234,961 1400- 200,579 2800	PAYABLE IN EUR RECEIVABLE IN USD	15-JUN-01 18-JUN-01	18-JUN-01 18-JUN-01	0 00 200,579 28	202,451 29- 0 00	79.26- 0.00	1,792 75- 0 00
X	3,597,005 0000- 27,830 6200	PAYABLE IN JPY RECEIVABLE IN USD	13-JUN-01 18-JUN-01	18-JUN-01 18-JUN-01	0 00 27,830 62	27,627 37- 0 00	10.57- 0.00	213 82 0 00
X	50,156 3200- 6,122,080 0000	PAYABLE IN USD RECEIVABLE IN JPY	13-JUN-01 18-JUN-01	18-JUN-01 18-JUN-01	50,156 32- 0 00	49,770 99 0 00	0 00 0.00	0 00 385.33-
X	25,460 9600- 46,234 5600	PAYABLE IN USD RECEIVABLE IN SGD	13-JUN-01 18-JUN-01	18-JUN-01 18-JUN-01	25,460 96- 0 00	0 00 25,449 75	0.00 0.00	0 00 11.21-
X	39,160 7600- 20,578 9800	PAYABLE IN AUD RECEIVABLE IN USD	14-JUN-01 19-JUN-01	19-JUN-01 19-JUN-01	0 00 20,578 98	20,594.94- 0.00	6.02- 0.00	104.06 0 00
X	25,272 6400- 16,594 2000	PAYABLE IN CAD RECEIVABLE IN USD	14-JUN-01 18-JUN-01	18-JUN-01 18-JUN-01	0 00 16,594 20	16,535 22- 0 00	26.07- 0.00	85.85 0 00
X	243,618 3000- 209,796 7700	PAYABLE IN EUR RECEIVABLE IN USD	14-JUN-01 19-JUN-01	19-JUN-01 19-JUN-01	0 00 209,796 77	209,198 69- 0 00	320.36- 0.00	918.44 0 00
X	179 8800- 152 5900	PAYABLE IN EUR RECEIVABLE IN USD	14-JUN-01 18-JUN-01	18-JUN-01 18-JUN-01	0 00 152 59	155 10- 0 00	0.17- 0.00	2 34- 0 00
X	12,037 3900- 10,211 3200	PAYABLE IN EUR RECEIVABLE IN USD	14-JUN-01 18-JUN-01	18-JUN-01 18-JUN-01	0 00 10,211 32	10,579 18- 0 00	11.38- 0.00	156 48- 0 00
X	37 9200- 4 8600	PAYABLE IN HKD RECEIVABLE IN USD	14-JUN-01 18-JUN-01	18-JUN-01 18-JUN-01	0 00 4 86	4 86- 0.00	0.00 0.00	0 00 0 00
X	208,896 0000- 137,306 9200	PAYABLE IN CAD RECEIVABLE IN USD	15-JUN-01 19-JUN-01	19-JUN-01 19-JUN-01	0 00 137,306 92	136,299.59- 0 00	6.77- 0.00	1,014 10 0 00
X	47,256 4700- 40,685 4600	PAYABLE IN EUR RECEIVABLE IN USD	15-JUN-01 20-JUN-01	20-JUN-01 20-JUN-01	0 00 40,685.46	40,257 79- 0.00	0.00 0.00	427 67 0 00

NY F540481
JOHN S AND JAMES L KNIGHT FDN
CAPITAL GUARDIAN

FOREIGN EXCHANGE CONTRACT TRANSACTIONS
FOR THE PERIOD 01 JANUARY 2001 THROUGH 31 DECEMBER 2001

RUN DATE: 19-FEB-02
PAGE: 60
BASE CURRENCY: USD

TRAN CODE	UNITS	CONTRACT DESCRIPTION	TRADE DATE/ CONTRACT SETTLE DATE	ACTUAL PAY/REC SETTLE DATE	BASE COST	CURRENCY COST IN BASE	CURRENCY GAIN/LOSS	SETTLEMENT GAIN/LOSS
X	1,822 4500- 1,566 9400	PAYABLE IN EUR RECEIVABLE IN USD	15-JUN-01 19-JUN-01	19-JUN-01 19-JUN-01	0 00 1,566 94	1,569 18- 0.00	6.61- 0.00	4.37 0 00
X	19,074.4100- 26,796.6000	PAYABLE IN GBP RECEIVABLE IN USD	15-JUN-01 20-JUN-01	20-JUN-01 20-JUN-01	0 00 26,796 68	26,623.71- 0 00	11.09- 0.00	104.06 0 00
X	7,391,139.0000- 60,053 4500	PAYABLE IN JPY RECEIVABLE IN USD	15-JUN-01 20-JUN-01	20-JUN-01 20-JUN-01	0 00 60,053.45	59,954.69- 0 00	7.90- 0.00	106 66 0 00
X	396,234 8500- 42,825 5500	PAYABLE IN MKK RECEIVABLE IN USD	15-JUN-01 20-JUN-01	20-JUN-01 20-JUN-01	0 00 42,825.55	42,824.60- 0.00	0.03 0.00	0.92 0 00
X	797,527 0600- 74,990.7900	PAYABLE IN SEK RECEIVABLE IN USD	15-JUN-01 20-JUN-01	20-JUN-01 20-JUN-01	0 00 74,990.79	74,390.63- 0 00	0 00 0.00	600.16 0 00
X	10,862 9700- 12,617 4200	PAYABLE IN USD RECEIVABLE IN EUR	15-JUN-01 20-JUN-01	20-JUN-01 20-JUN-01	10,862 97- 0 00	0 00 10,748.78	0 00 0.00	0 00 114.19-
X	24,471 0700- 3,011,801 0000	PAYABLE IN USD RECEIVABLE IN JPY	15-JUN-01 20-JUN-01	20-JUN-01 20-JUN-01	24,471 07- 0 00	0 00 24,427 60	0 00 0.00	0 00 43.47-
X	21,031 0000- 30,205 9600	PAYABLE IN USD RECEIVABLE IN SGD	15-JUN-01 20-JUN-01	20-JUN-01 20-JUN-01	21,031 00- 0 00	0 00 20,999.21	0 00 0.00	0 00 31.79-
X	18,369 5000- 9,566 8400	PAYABLE IN AUD RECEIVABLE IN USD	18-JUN-01 20-JUN-01	20-JUN-01 20-JUN-01	0 00 9,566 84	9,519.09- 0 00	0.02- 0.00	47.77 0 00
X	8,829 0400- 5,753 3200	PAYABLE IN CAD RECEIVABLE IN USD	18-JUN-01 20-JUN-01	20-JUN-01 20-JUN-01	0 00 5,753.32	5,763 68- 0 00	4.67 0.00	15.03- 0 00
X	1,352 4000- 1,894 7100	PAYABLE IN GBP RECEIVABLE IN USD	18-JUN-01 20-JUN-01	20-JUN-01 20-JUN-01	0 00 1,894.71	1,886.87- 0 00	0 00 0.00	7.84 0 00
X	72 8500- 7 8700	PAYABLE IN MKK RECEIVABLE IN USD	18-JUN-01 20-JUN-01	20-JUN-01 20-JUN-01	0 00 7.87	7.87- 0 00	0 00 0.00	0 00 0 00



Mellon Bank, N.A

FOREIGN EXCHANGE CONTRACT TRANSACTIONS
FOR THE PERIOD 01 JANUARY 2001 THROUGH 31 DECEMBER 2001

RUN DATE 19-FEB-02
PAGE 61
G2540
BASE CURRENCY: USD

KMI F540481
JOHN S AND JAMES L KNIGHT FDN
CAPITAL GUARDIAN

TRAN CODE	UNITS	CONTRACT DESCRIPTION	TRADE DATE/ CONTRACT SETTLE DATE	ACTUAL PAY/REC SETTLE DATE	BASE COST	CURRENCY COST IN BASE	CURRENCY GAIN/LOSS	SETTLEMENT GAIN/LOSS
FX	6,228 7500- 3,422.7700	PAYABLE IN SGD RECEIVABLE IN USD	18-JUN-01 20-JUN-01	20-JUN-01 20-JUN-01	0.00 3,422.77	3,423.52- 0.00	0.00 0.00	0.75 0.00
FX	212,919 9000- 247,121.5200	PAYABLE IN USD RECEIVABLE IN EUR	18-JUN-01 20-JUN-01	20-JUN-01 20-JUN-01	212,919.90- 0.00	0.00 210,522.82	0.00 0.00	0.00 2,397.08
FX	10,858 8700- 12,607.5400	PAYABLE IN USD RECEIVABLE IN EUR	18-JUN-01 21-JUN-01	21-JUN-01 21-JUN-01	10,858.87- 0.00	0.00 10,761.80	0.00 0.00	0.00 97.07
FX	7 7600- 4 0300	PAYABLE IN AUD RECEIVABLE IN USD	19-JUN-01 21-JUN-01	21-JUN-01 21-JUN-01	0.00 4.03	4.02- 0.00	0.00 0.00	0.01 0.00
FX	6,094 5900- 3,969 3800	PAYABLE IN CAD RECEIVABLE IN USD	19-JUN-01 20-JUN-01	20-JUN-01 20-JUN-01	0.00 3,969.38	3,978.60- 0.00	5.23 0.00	12.45 0.00
FX	61,881.5600- 7,609,947 0000	PAYABLE IN USD RECEIVABLE IN JPY	19-JUN-01 22-JUN-01	22-JUN-01 22-JUN-01	61,881.56- 0.00	0.00 61,195.54	0.00 0.00	0.00 686.22
FX	489,251 7700- 3,746,700.0000	PAYABLE IN USD RECEIVABLE IN NOK	19-JUN-01 21-JUN-01	21-JUN-01 21-JUN-01	489,251.77- 0.00	0.00 406,014.30	0.00 0.00	0.00 3,237.47
FX	17,982 0000- 11,751 1700	PAYABLE IN CAD RECEIVABLE IN USD	20-JUN-01 22-JUN-01	22-JUN-01 22-JUN-01	0.00 11,751.17	11,774.44- 0.00	0.01 0.00	23.32 0.00
FX	5,995 8100- 3,899 9700	PAYABLE IN CAD RECEIVABLE IN USD	20-JUN-01 21-JUN-01	21-JUN-01 21-JUN-01	0.00 3,899.97	3,926.01- 0.00	0.00 0.00	26.04 0.00
FX	54,375 8180- 46,249 3500	PAYABLE IN EUR RECEIVABLE IN USD	20-JUN-01 25-JUN-01	25-JUN-01 25-JUN-01	0.00 46,249.35	46,381.85- 0.00	452.04 0.00	584.54 0.00
FX	6,354 5000- 5,399 4200	PAYABLE IN EUR RECEIVABLE IN USD	20-JUN-01 22-JUN-01	22-JUN-01 22-JUN-01	0.00 5,399.42	5,420.31- 0.00	8.97 0.00	29.86 0.00
FX	12,267 1800- 10,484.0200	PAYABLE IN EUR RECEIVABLE IN USD	20-JUN-01 25-JUN-01	25-JUN-01 25-JUN-01	0.00 10,484.02	10,465.76- 0.00	101.98 0.00	81.70 0.00

FOREIGN EXCHANGE CONTRACT TRANSACTIONS
FOR THE PERIOD 01 JANUARY 2001 THROUGH 31 DECEMBER 2001

RUN DATE 19-FEB-02
PAGE 62
G2540
BASE CURRENCY: USD

KMI F540481
JOHN S AND JAMES L KNIGHT FDN
CAPITAL GUARDIAN

TRAN CODE	UNITS	CONTRACT DESCRIPTION	TRADE DATE/ CONTRACT SETTLE DATE	ACTUAL PAY/REC SETTLE DATE	BASE COST	CURRENCY COST IN BASE	CURRENCY GAIN/LOSS	SETTLEMENT GAIN/LOSS
FX	21,257.4700- 15,206.5000	PAYABLE IN USD RECEIVABLE IN GBP	20-JUN-01 25-JUN-01	25-JUN-01 25-JUN-01	21,257.47- 0.00	0.00 21,505.51	0.00 0.00	0.00 246.84
FX	29,448 3000- 19,436.7400	PAYABLE IN CAD RECEIVABLE IN USD	21-JUN-01 25-JUN-01	25-JUN-01 25-JUN-01	0.00 19,436.78	19,527.61- 0.00	0.00 0.00	90.83 0.00
FX	62,957.7100- 53,839.5400	PAYABLE IN EUR RECEIVABLE IN USD	21-JUN-01 26-JUN-01	26-JUN-01 26-JUN-01	0.00 53,839.54	53,942.61- 0.00	308.05 0.00	411.12 0.00
FX	25,844.9200- 36,611.1400	PAYABLE IN GBP RECEIVABLE IN USD	21-JUN-01 26-JUN-01	26-JUN-01 26-JUN-01	0.00 36,611.14	36,591.24- 0.00	0.00 0.00	19.90 0.00
FX	5,284,986 0800- 41,835.0100	PAYABLE IN JPY RECEIVABLE IN USD	21-JUN-01 26-JUN-01	26-JUN-01 26-JUN-01	0.00 41,835.01	41,952.49- 0.00	67.26 0.00	184.74 0.00
FX	21,080 0000- 169.3200	PAYABLE IN JPY RECEIVABLE IN USD	21-JUN-01 25-JUN-01	25-JUN-01 25-JUN-01	0.00 169.32	169.61- 0.00	0.60 0.00	0.89 0.00
FX	1,393,287.0400- 129,654.5300	PAYABLE IN SEK RECEIVABLE IN USD	21-JUN-01 27-JUN-01	27-JUN-01 27-JUN-01	0.00 129,654.53	129,656.34- 0.00	0.00 0.00	1.81 0.00
FX	114,320.0600- 80,782 0200	PAYABLE IN USD RECEIVABLE IN GBP	21-JUN-01 26-JUN-01	26-JUN-01 26-JUN-01	114,320.06- 0.00	0.00 114,257.91	0.00 0.01-	0.00 62.14
FX	20,698 5300- 37,706.5200	PAYABLE IN USD RECEIVABLE IN SGD	21-JUN-01 26-JUN-01	26-JUN-01 26-JUN-01	20,698.53- 0.00	0.00 20,715.59	0.00 0.00	0.00 17.06
FX	47,286.1600- 30,945.7500	PAYABLE IN CAD RECEIVABLE IN USD	22-JUN-01 26-JUN-01	26-JUN-01 26-JUN-01	0.00 30,945.73	31,121.96- 0.00	2.30 0.00	178.53 0.00
FX	15,029.4200- 12,842.1800	PAYABLE IN EUR RECEIVABLE IN USD	22-JUN-01 27-JUN-01	27-JUN-01 27-JUN-01	0.00 12,842.18	12,916.25- 0.00	7.55 0.00	61.62 0.00
FX	23,130 0300- 19,704.4700	PAYABLE IN EUR RECEIVABLE IN USD	22-JUN-01 26-JUN-01	26-JUN-01 26-JUN-01	0.00 19,704.47	19,817.97- 0.00	113.18 0.00	226.68 0.00



Mellon Bank, N.A

FOREIGN EXCHANGE CONTRACT TRANSACTIONS
FOR THE PERIOD 01 JANUARY 2001 THROUGH 31 DECEMBER 2001

RUN DATE: 19-FEB-02
PAGE: 63
BASE CURRENCY: USD

KNI F540481
JOHN S AND JAMES L KNIGHT FDM
CAPITAL GUARDIAN

TRAN CODE	UNITS	CONTRACT DESCRIPTION	TRADE DATE/ CONTRACT SETTLE DATE	ACTUAL PAY/REC SETTLE DATE	BASE COST	CURRENCY COST IN BASE	CURRENCY GAIN/LOSS	SETTLEMENT GAIN/LOSS
FX	32,811 3100- 27,951 9500	PAYABLE IN EUR RECEIVABLE IN USD	22-JUN-01 26-JUN-01	26-JUN-01 26-JUN-01	0 00 27,951 95	28,112 96- 0 00	160.55 0.00	321 56- 0 00
FX	6,749 4500- 5,749 8600	PAYABLE IN EUR RECEIVABLE IN USD	22-JUN-01 26-JUN-01	26-JUN-01 26-JUN-01	0 00 5,749 86	5,782 98- 0.00	33.82 0.00	66 14- 0 00
FX	39,560 7500- 33,781.8800	PAYABLE IN EUR RECEIVABLE IN USD	22-JUN-01 26-JUN-01	26-JUN-01 26-JUN-01	0 00 33,781 88	33,895 93- 0.00	193.57 0.00	387 70- 0 00
FX	7,497 0800- 6,386.6900	PAYABLE IN EUR RECEIVABLE IN USD	22-JUN-01 26-JUN-01	26-JUN-01 26-JUN-01	0 00 6,386 69	6,423.48- 0.00	36.68 0.00	73.47- 0 00
FX	34,369 2800- 29,279.1900	PAYABLE IN EUR RECEIVABLE IN USD	22-JUN-01 26-JUN-01	26-JUN-01 26-JUN-01	0 00 29,279.19	29,447.85- 0 00	168.16 0.00	336.82- 0 00
FX	17,617 9900- 24,853 5200	PAYABLE IN GBP RECEIVABLE IN USD	22-JUN-01 27-JUN-01	27-JUN-01 27-JUN-01	0 00 24,853.52	24,903.03- 0 00	0.00 0.00	49 51- 0 00
FX	1,547 0800- 2,181 4200	PAYABLE IN GBP RECEIVABLE IN USD	22-JUN-01 26-JUN-01	26-JUN-01 26-JUN-01	0 00 2,181 42	2,190.24- 0 00	0.00 0.00	8 82- 0.00
FX	9,267,115 8000- 74,536.4400	PAYABLE IN JPY RECEIVABLE IN USD	22-JUN-01 27-JUN-01	27-JUN-01 27-JUN-01	0 00 74,536 44	74,722.79- 0.00	33.17- 0.00	153 16- 0 00
FX	368,349 6700- 39,121.4500	PAYABLE IN NOK RECEIVABLE IN USD	22-JUN-01 27-JUN-01	27-JUN-01 27-JUN-01	0 00 39,121 45	39,215 76- 0 00	0.00 0.00	94 31- 0 00
FX	73,795 5400- 86,109 1500	PAYABLE IN USD RECEIVABLE IN EUR	22-JUN-01 26-JUN-01	26-JUN-01 26-JUN-01	73,795 54- 0 00	0.00 74,200.25	0.00 0.00	0.00 404 71
FX	57,651.6300- 67,365 7800	PAYABLE IN USD RECEIVABLE IN EUR	22-JUN-01 27-JUN-01	27-JUN-01 27-JUN-01	57,651 63- 0 00	0.00 57,927.83	0.00 0.00	0.00 276 20
FX	32,218 6100- 22,858 9000	PAYABLE IN USD RECEIVABLE IN GBP	22-JUN-01 27-JUN-01	27-JUN-01 27-JUN-01	32,218 61- 0 00	0 00 32,282 79	0.00 0.00	0 00 64.18

FOREIGN EXCHANGE CONTRACT TRANSACTIONS
FOR THE PERIOD 01 JANUARY 2001 THROUGH 31 DECEMBER 2001

RUN DATE: 19-FEB-02
PAGE: 64
BASE CURRENCY: USD

KNI F540481
JOHN S AND JAMES L KNIGHT FDM
CAPITAL GUARDIAN

TRAN CODE	UNITS	CONTRACT DESCRIPTION	TRADE DATE/ CONTRACT SETTLE DATE	ACTUAL PAY/REC SETTLE DATE	BASE COST	CURRENCY COST IN BASE	CURRENCY GAIN/LOSS	SETTLEMENT GAIN/LOSS
FX	156,315 5700- 1,439,830.5100	PAYABLE IN USD RECEIVABLE IN NOK	22-JUN-01 27-JUN-01	27-JUN-01 27-JUN-01	156,315.57- 0.00	0.00 156,692.37	0.00 0.00	0.00 376.80
FX	7,729,651.0000- 62,376.1400	PAYABLE IN JPY RECEIVABLE IN USD	25-JUN-01 28-JUN-01	28-JUN-01 28-JUN-01	0 00 62,376.14	61,919 11- 0 00	39.82- 0.00	496.85 0.00
FX	696,575.0000- 5,603.9800	PAYABLE IN JPY RECEIVABLE IN USD	25-JUN-01 27-JUN-01	27-JUN-01 27-JUN-01	0 00 5,603.98	5,614.14- 0.00	0.00 0.00	10.16- 0.00
FX	946,050.0000- 7,611.8200	PAYABLE IN JPY RECEIVABLE IN USD	25-JUN-01 27-JUN-01	27-JUN-01 27-JUN-01	0 00 7,611 02	7,624.82- 0.00	0.00 0.00	13.80- 0.00
FX	310,250.0000- 2,495.9800	PAYABLE IN JPY RECEIVABLE IN USD	25-JUN-01 27-JUN-01	27-JUN-01 27-JUN-01	0 00 2,495.98	2,500.50- 0.00	0.00 0.00	4.52- 0.00
FX	98,650.3500- 114,589.7900	PAYABLE IN USD RECEIVABLE IN EUR	25-JUN-01 27-JUN-01	27-JUN-01 27-JUN-01	98,650.35- 0.00	0 00 98,535 76	0.00 0.00	0.00 114.59-
FX	23,622 5200- 217,263.4100	PAYABLE IN USD RECEIVABLE IN NOK	25-JUN-01 28-JUN-01	28-JUN-01 28-JUN-01	23,622 52- 0 00	0.00 23,384.79	0.00 0.00	0.00 237.73-
FX	47,463 9500- 24,732 5200	PAYABLE IN AUD RECEIVABLE IN USD	26-JUN-01 29-JUN-01	29-JUN-01 29-JUN-01	0 00 24,732 52	24,116.43- 0.00	0.00 0.00	616.09 0.00
FX	5,984.0400- 3,936 8700	PAYABLE IN CAD RECEIVABLE IN USD	26-JUN-01 27-JUN-01	27-JUN-01 27-JUN-01	0 00 3,936.87	3,945 44- 0.00	0.01- 0.00	8.56- 0.00
FX	2,048 8000- 1,342 1100	PAYABLE IN CAD RECEIVABLE IN USD	26-JUN-01 28-JUN-01	28-JUN-01 28-JUN-01	0.00 1,342 11	1,341 67- 0.00	3.61- 0.00	4.85 0.00
FX	6 1000- 8.6100	PAYABLE IN GBP RECEIVABLE IN USD	26-JUN-01 28-JUN-01	28-JUN-01 28-JUN-01	0 00 8.61	8.62- 0.00	0.03- 0.00	0 02 0.00
FX	121,125 8000- 976.7400	PAYABLE IN JPY RECEIVABLE IN USD	26-JUN-01 28-JUN-01	28-JUN-01 28-JUN-01	0 00 976.74	969 66- 0.00	0.00 0.00	7 88 0.00



Mellon Bank N.A

KNI F540481
JOHN S AND JAMES L KNIGHT FDM
CAPITAL GUARDIAN

FOREIGN EXCHANGE CONTRACT TRANSACTIONS
FOR THE PERIOD 01 JANUARY 2001 THROUGH 31 DECEMBER 2001

RUN DATE 19-FEB-01
PAGE 6
G2540
BASE CURRENCY- USD

TRAN CODE	UNITS	CONTRACT DESCRIPTION	TRADE DATE/ CONTRACT SETTLE DATE	ACTUAL PAY/REC SETTLE DATE	BASE COST	CURRENCY COST IN BASE	CURRENCY GAIN/LOSS	SETTLEMENT GAIN/LOSS
FX	119,633 0800- 13,075.3700	PAYABLE IN NOK RECEIVABLE IN USD	26-JUN-01 29-JUN-01	29-JUN-01 29-JUN-01	0 00 13,075 37	12,814 31- 0 00	0.00 0.00	261.00 0.00
FX	54,475.7000- 95,850.0000	PAYABLE IN USD RECEIVABLE IN CHF	26-JUN-01 28-JUN-01	28-JUN-01 28-JUN-01	54,475 70- 0 00	0 00 53,517.59	0.00 0 00	0 00 958.10
FX	78,555.3000- 90,963.6500	PAYABLE IN USD RECEIVABLE IN EUR	26-JUN-01 29-JUN-01	29-JUN-01 29-JUN-01	78,555 30- 0 00	0 00 77,009.83	0.00 0.00	0 00 1,545 4.
FX	11,413.4400- 13,216.1200	PAYABLE IN USD RECEIVABLE IN EUR	26-JUN-01 28-JUN-01	28-JUN-01 28-JUN-01	11,413 44- 0 00	0 00 11,213.88	0.00 0.00	0 00 199.50
FX	38,531.4600- 27,225.7100	PAYABLE IN USD RECEIVABLE IN GBP	26-JUN-01 29-JUN-01	29-JUN-01 29-JUN-01	38,531 46- 0 00	0 00 38,290.24	0.00 0.00	0 00 241.20
FX	2,954.2700- 1,525.5900	PAYABLE IN AUD RECEIVABLE IN USD	27-JUN-01 29-JUN-01	29-JUN-01 29-JUN-01	0 00 1,525.59	1,532 68- 0 00	31.62- 0.00	24.50 0.00
FX	5 7700- 3.2600	PAYABLE IN CHF RECEIVABLE IN USD	27-JUN-01 29-JUN-01	29-JUN-01 29-JUN-01	0 00 3 26	3 22- 0 00	0.01- 0 00	0 00 0 00
FX	428.0500- 368 1200	PAYABLE IN EUR RECEIVABLE IN USD	27-JUN-01 29-JUN-01	29-JUN-01 29-JUN-01	0 00 368.12	362.39- 0 00	0.00 0.00	5 7 0 00
FX	99.2700- 140.3000	PAYABLE IN GBP RECEIVABLE IN USD	27-JUN-01 29-JUN-01	29-JUN-01 29-JUN-01	0 00 140 30	139.61- 0 00	0 00 0.00	0 00 0.00
FX	22,265 8000- 25,645 3900	PAYABLE IN USD RECEIVABLE IN EUR	27-JUN-01 29-JUN-01	29-JUN-01 29-JUN-01	22,265 80- 0 00	0 00 21,977.36	0 00 96.65	0 00 385 00
FX	11,235 8100- 13,041 9800	PAYABLE IN USD RECEIVABLE IN EUR	27-JUN-01 02-JUL-01	02-JUL-01 02-JUL-01	11,235 81- 0 00	0 00 11,037.43	0 00 0 00	0 00 197.50
FX	38,603 9400- 19,637 0500	PAYABLE IN AUD RECEIVABLE IN USD	28-JUN-01 03-JUL-01	03-JUL-01 03-JUL-01	0 00 19,637 05	19,688 01- 0 00	200.74 0.00	251.70 0.00

KNI F540481
JOHN S AND JAMES L KNIGHT FDM
CAPITAL GUARDIAN

FOREIGN EXCHANGE CONTRACT TRANSACTIONS
FOR THE PERIOD 01 JANUARY 2001 THROUGH 31 DECEMBER 2001

RUN DATE 19-FEB-01
PAGE 6
G2540
BASE CURRENCY: USD

TRAN CODE	UNITS	CONTRACT DESCRIPTION	TRADE DATE/ CONTRACT SETTLE DATE	ACTUAL PAY/REC SETTLE DATE	BASE COST	CURRENCY COST IN BASE	CURRENCY GAIN/LOSS	SETTLEMENT GAIN/LOSS
FX	200,498.0000- 1,604.3700	PAYABLE IN JPY RECEIVABLE IN USD	28-JUN-01 02-JUL-01	02-JUL-01 02-JUL-01	0 00 1,604.37	1,607.89- 0 00	5.67 0.00	8 30 0 00
FX	33,828.4900- 39,560.7500	PAYABLE IN USD RECEIVABLE IN EUR	28-JUN-01 29-JUN-01	29-JUN-01 29-JUN-01	33,828 49- 0 00	0 00 33,672.42	0 00 180.29	0 00 328.34
FX	58,306.9200- 59,521.4500	PAYABLE IN USD RECEIVABLE IN EUR	28-JUN-01 03-JUL-01	03-JUL-01 03-JUL-01	58,306.92- 0 00	0 00 50,396 79	0 00 0.00	0 00 89.8
FX	13,335.4000- 9,468.6800	PAYABLE IN USD RECEIVABLE IN GBP	28-JUN-01 03-JUL-01	03-JUL-01 03-JUL-01	13,335.40- 0 00	0 00 13,325.26	0 00 0.01-	0 00 10.1
FX	37,738.6800- 4,706,580.0000	PAYABLE IN USD RECEIVABLE IN JPY	28-JUN-01 03-JUL-01	03-JUL-01 03-JUL-01	37,738.68- 0 00	0 00 37,796.27	0 00 0 00	0 00 57.50
FX	25,298 0000- 46,115.7500	PAYABLE IN USD RECEIVABLE IN SGD	28-JUN-01 03-JUL-01	03-JUL-01 03-JUL-01	25,298 00- 0 00	0 00 25,300 78	0 00 0 00	0 00 2 70
FX	41,704 4100- 21,260.9100	PAYABLE IN AUD RECEIVABLE IN USD	29-JUN-01 05-JUL-01	05-JUL-01 05-JUL-01	0 00 21,260.91	21,514.77- 0 00	33.90 0.00	287.70 0 00
FX	1,891.5000- 1,240.6500	PAYABLE IN CAD RECEIVABLE IN USD	29-JUN-01 03-JUL-01	03-JUL-01 03-JUL-01	0 00 1,240.65	1,244.00- 0 00	9.98 0.00	13.3 0 00
FX	141,983 0400- 93,755 3100	PAYABLE IN CAD RECEIVABLE IN USD	29-JUN-01 05-JUL-01	05-JUL-01 05-JUL-01	0 00 93,755.31	93,916 55- 0 00	80.83 0 00	242 0 0 00
FX	30,812.9700- 24,146.6500	PAYABLE IN EUR RECEIVABLE IN USD	29-JUN-01 05-JUL-01	05-JUL-01 05-JUL-01	0 00 26,146.65	26,083.14- 0 00	295.77- 0 00	359.20 0 00
FX	2,032,323.0000- 16,295.0800	PAYABLE IN JPY RECEIVABLE IN USD	29-JUN-01 05-JUL-01	05-JUL-01 05-JUL-01	0 00 16,295.08	16,308.63- 0 00	143.80- 0 00	130 2 0 00
FX	2,212,720.9000- 17,720.1900	PAYABLE IN JPY RECEIVABLE IN USD	29-JUN-01 03-JUL-01	03-JUL-01 03-JUL-01	0 00 17,720.19	17,745.17- 0 00	24.11 0 00	49 00 0 00

FOREIGN EXCHANGE CONTRACT TRANSACTIONS
FOR THE PERIOD 01 JANUARY 2001 THROUGH 31 DECEMBER 2001

RUN DATE 19-FEB-02
PAGE 67
BASE CURRENCY USD

KNI F540481
JOHN S AND JAMES L KNIGHT FDN
CAPITAL GUARDIAN

TRAN CODE	UNITS	CONTRACT DESCRIPTION	TRADE DATE/ CONTRACT SETTLE DATE	ACTUAL PAY/REC SETTLE DATE	BASE COST	CURRENCY COST IN BASE	CURRENCY GAIN/LOSS	SETTLEMENT GAIN/LOSS
FX	2,617 0000- 2 0200	PAYABLE IN KRW RECEIVABLE IN USD	29-JUN-01 05-JUL-01	05-JUL-01 05-JUL-01	0 00 2 02	2 00- 0 00	0 02 0.00	0 00 0.00
FX	236,635.8200- 25,403 7400	PAYABLE IN HOK RECEIVABLE IN USD	29-JUN-01 05-JUL-01	05-JUL-01 05-JUL-01	0 00 25,603 74	25,247 08- 0 00	137.43- 0.00	294.09 0.00
FX	23,019 5800- 27,126 5400	PAYABLE IN USD RECEIVABLE IN EUR	29-JUN-01 03-JUL-01	03-JUL-01 03-JUL-01	23,019 58- 0 00	0 00 22,968.04	0.00 0.00	0 00 51 54-
FX	26,492 1600- 3,054,662 0800	PAYABLE IN USD RECEIVABLE IN JPY	29-JUN-01 03-JUL-01	03-JUL-01 03-JUL-01	24,492 16- 0 00	0 00 24,530 51	0.00 0.00	0.00 38 35
FX	20,957 8900- 38,202 0400	PAYABLE IN USD RECEIVABLE IN SGD	29-JUN-01 03-JUL-01	03-JUL-01 03-JUL-01	20,957 89- 0 00	0 00 20,959 04	0.00 0.00	0 00 1.15
FX	39,713 3900- 20,273 6900	PAYABLE IN AUD RECEIVABLE IN USD	02-JUL-01 05-JUL-01	05-JUL-01 05-JUL-01	0 00 20,273 69	20,475.18- 0 00	44.81 0.00	246.22- 0.00
FX	7,247,413 0000- 57,988 5800	PAYABLE IN JPY RECEIVABLE IN USD	02-JUL-01 05-JUL-01	05-JUL-01 05-JUL-01	0 00 57,988 58	58,012 80- 0 00	367.83- 0.00	343.61 0 00
FX	32,459 2000- 38,371 0200	PAYABLE IN USD RECEIVABLE IN EUR	02-JUL-01 03-JUL-01	03-JUL-01 03-JUL-01	32,459 20- 0 00	0.00 32,488 74	0.00 0.00	0 00 29.54
FX	24,296 1600- 3,019,284 0800	PAYABLE IN USD RECEIVABLE IN JPY	02-JUL-01 05-JUL-01	05-JUL-01 05-JUL-01	24,296 16- 0 00	0 00 24,014 99	0.00 0.00	0.00 281.17-
FX	32,141 9800- 16,395 6200	PAYABLE IN AUD RECEIVABLE IN USD	03-JUL-01 05-JUL-01	05-JUL-01 05-JUL-01	0 00 16,395 62	16,571 50- 0.00	36.26 0.00	212 14- 0.00
FX	28,050 0000- 14,322 3300	PAYABLE IN AUD RECEIVABLE IN USD	03-JUL-01 06-JUL-01	06-JUL-01 06-JUL-01	0 00 14,322 33	14,515.46- 0.00	294.11- 0.00	100 98 0.00
FX	0 1200- 0 0800	PAYABLE IN CAD RECEIVABLE IN USD	03-JUL-01 06-JUL-01	06-JUL-01 06-JUL-01	0 00 0 08	0 08- 0 00	0.00 0.00	0.00 0 00

FOREIGN EXCHANGE CONTRACT TRANSACTIONS
FOR THE PERIOD 01 JANUARY 2001 THROUGH 31 DECEMBER 2001

RUN DATE 19-FEB-02
PAGE 68
BASE CURRENCY: USD

KNI F540481
JOHN S AND JAMES L KNIGHT FDN
CAPITAL GUARDIAN

TRAN CODE	UNITS	CONTRACT DESCRIPTION	TRADE DATE/ CONTRACT SETTLE DATE	ACTUAL PAY/REC SETTLE DATE	BASE COST	CURRENCY COST IN BASE	CURRENCY GAIN/LOSS	SETTLEMENT GAIN/LOSS
FX	2,785,603 0000- 22,428 9100	PAYABLE IN JPY RECEIVABLE IN USD	03-JUL-01 06-JUL-01	06-JUL-01 06-JUL-01	0 00 22,428.91	22,130.12- 0 00	29.18- 0.00	527.97 0.00
FX	9 8800- 0.9000	PAYABLE IN SEK RECEIVABLE IN USD	03-JUL-01 06-JUL-01	06-JUL-01 06-JUL-01	0 00 0 90	0.92- 0.00	0.02- 0.00	0 00 0.00
FX	1.3300- 0.7300	PAYABLE IN SGD RECEIVABLE IN USD	03-JUL-01 06-JUL-01	06-JUL-01 06-JUL-01	0 00 0 73	0 73- 0 00	0.00 0.00	0 00 0.00
FX	4,492.4400- 8,764.0200	PAYABLE IN USD RECEIVABLE IN AUD	03-JUL-01 06-JUL-01	06-JUL-01 06-JUL-01	4,492 44- 0 00	0 00 4,443 36	0.00 0.00	0 00 49.08-
FX	51,884 8200- 61,171.2200	PAYABLE IN USD RECEIVABLE IN EUR	03-JUL-01 06-JUL-01	06-JUL-01 06-JUL-01	51,884 82- 0 00	0 00 51,659.10	0.00 0.00	0 00 225.72-
FX	49,444.3000- 6,140,834 0800	PAYABLE IN USD RECEIVABLE IN JPY	03-JUL-01 06-JUL-01	06-JUL-01 06-JUL-01	49,444 30- 0 00	0 00 48,721.50	0.00 0.01-	0 00 722 99-
FX	24,197 6800- 44,108 0200	PAYABLE IN USD RECEIVABLE IN SGD	03-JUL-01 06-JUL-01	06-JUL-01 06-JUL-01	24,197.68- 0.00	0 00 24,131 75	0.00 0.00	0 00 65.93-
FX	26,126.0200- 13,434.0800	PAYABLE IN AUD RECEIVABLE IN USD	05-JUL-01 09-JUL-01	09-JUL-01 09-JUL-01	0 00 13,434 00	13,319 48- 0 00	63.14- 0.00	177.66 0.00
FX	3,467,260.0000- 27,583.6100	PAYABLE IN JPY RECEIVABLE IN USD	05-JUL-01 09-JUL-01	09-JUL-01 09-JUL-01	0 00 27,583 61	27,626 07- 0 00	15.82 0.00	58.28- 0.00
FX	2,818,188 8000- 22,421 1800	PAYABLE IN JPY RECEIVABLE IN USD	05-JUL-01 10-JUL-01	10-JUL-01 10-JUL-01	0 00 22,421 10	22,464 39- 0 00	0.48- 0.00	42.89- 0.00
FX	11,136.7600- 13,310.3400	PAYABLE IN USD RECEIVABLE IN EUR	05-JUL-01 09-JUL-01	09-JUL-01 09-JUL-01	11,136.76- 0 00	0 00 11,303.14	0.00 0.00	0 00 166.38
FX	81,223.3400- 58,059.5000	PAYABLE IN USD RECEIVABLE IN GBP	05-JUL-01 10-JUL-01	10-JUL-01 10-JUL-01	81,223.38- 0 00	0 00 81,911 15	0.00 0.00	0 00 687.77



Mellon Bank, N.A

FOREIGN EXCHANGE CONTRACT TRANSACTIONS
FOR THE PERIOD 01 JANUARY 2001 THROUGH 31 DECEMBER 2001

RUN DATE: 19-FEB-02
PAGE: 69
BASE CURRENCY: USD

KNI F540681
JOHN S AND JAMES L KNIGHT FDN
CAPITAL GUARDIAN

TRAN CODE	UNITS	CONTRACT DESCRIPTION	TRADE DATE/ CONTRACT SETTLE DATE	ACTUAL PAY/REC SETTLE DATE	BASE COST	CURRENCY COST IN BASE	CURRENCY GAIN/LOSS	SETTLEMENT GAIN/LOSS
FX	48,165 1800- 6,055,882 0000	PAYABLE IN USD RECEIVABLE IN JPY	05-JUL-01 10-JUL-01	10-JUL-01 10-JUL-01	48,165 18- 0 00	0 00 48,257 33	0.00 0.00	0.00 92.15
FX	16,750 0000- 8,438.6500	PAYABLE IN AUD RECEIVABLE IN USD	06-JUL-01 10-JUL-01	10-JUL-01 10-JUL-01	0 00 8,438 65	8,513.59- 0 00	38.96 0 00	113.98 0.00
FX	156,798.1800- 152,761.0200	PAYABLE IN EUR RECEIVABLE IN USD	06-JUL-01 10-JUL-01	10-JUL-01 10-JUL-01	0 00 152,761 02	133,659.05- 0.00	544.51 0.00	1,442.54 0.00
FX	12,045.9300- 10,199.1700	PAYABLE IN EUR RECEIVABLE IN USD	06-JUL-01 11-JUL-01	11-JUL-01 11-JUL-01	0 00 10,199.17	10,303.72- 0.00	71.44 0.00	175.99 0.00
FX	119,294 6100- 12,734.9500	PAYABLE IN MOK RECEIVABLE IN USD	06-JUL-01 11-JUL-01	11-JUL-01 11-JUL-01	0 00 12,734 95	12,864.45- 0.00	0.00 0.00	129.50 0.00
FX	90,696 1000- 107,118 4300	PAYABLE IN USD RECEIVABLE IN EUR	06-JUL-01 11-JUL-01	11-JUL-01 11-JUL-01	90,696 10- 0 00	0.00 92,261.10	0.00 0.00	0.00 1,565.00
FX	44,781.0200- 52,888.8900	PAYABLE IN USD RECEIVABLE IN EUR	06-JUL-01 10-JUL-01	10-JUL-01 10-JUL-01	44,781 02- 0 00	0.00 45,267.68	0.00 0.00	0.00 484 58
FX	81,879 0100- 58,001 5200	PAYABLE IN USD RECEIVABLE IN GBP	06-JUL-01 11-JUL-01	11-JUL-01 11-JUL-01	81,879 01- 0 00	0.00 82,037.35	0.00 0.00	0.00 158.34
FX	46,009 5500- 5,792,924.0000	PAYABLE IN USD RECEIVABLE IN JPY	06-JUL-01 11-JUL-01	11-JUL-01 11-JUL-01	46,009 55- 0 00	0.00 46,662.56	0.00 0.00	0.00 653 01
FX	5,756,892 0000- 45,897 9800	PAYABLE IN JPY RECEIVABLE IN USD	09-JUL-01 12-JUL-01	12-JUL-01 12-JUL-01	0 00 45,897 98	46,455.13- 0.00	8.89 0.00	566 04 0.00
FX	12,184.9100- 21,918 2200	PAYABLE IN USD RECEIVABLE IN CHF	09-JUL-01 11-JUL-01	11-JUL-01 11-JUL-01	12,184 91- 0 00	0.00 12,440.10	0.00 0.00	0.00 255.19
FX	10,086 8100- 18,060 4400	PAYABLE IN USD RECEIVABLE IN CHF	09-JUL-01 11-JUL-01	11-JUL-01 11-JUL-01	10,086 81- 0 00	0.00 10,250.55	0.00 0.00	0.00 163.74

FOREIGN EXCHANGE CONTRACT TRANSACTIONS
FOR THE PERIOD 01 JANUARY 2001 THROUGH 31 DECEMBER 2001

RUN DATE: 19-FEB-02
PAGE: 70
BASE CURRENCY: USD

KNI F540481
JOHN S AND JAMES L KNIGHT FDN
CAPITAL GUARDIAN

TRAN CODE	UNITS	CONTRACT DESCRIPTION	TRADE DATE/ CONTRACT SETTLE DATE	ACTUAL PAY/REC SETTLE DATE	BASE COST	CURRENCY COST IN BASE	CURRENCY GAIN/LOSS	SETTLEMENT GAIN/LOSS
FX	18,039 4900- 12,811 6400	PAYABLE IN USD RECEIVABLE IN GBP	09-JUL-01 12-JUL-01	12-JUL-01 12-JUL-01	18,039 49- 0.00	0.00 18,014.50	0.00 0.00	0.00 24.99
FX	24,184 5000- 12,271.2200	PAYABLE IN AUD RECEIVABLE IN USD	10-JUL-01 12-JUL-01	12-JUL-01 12-JUL-01	0 00 12,271.22	12,292.36- 0.00	91.28- 0.00	70.14 0.00
FX	7,617 7700- 5,394.6400	PAYABLE IN USD RECEIVABLE IN GBP	10-JUL-01 12-JUL-01	12-JUL-01 12-JUL-01	7,617.77- 0.00	0.00 7,585.39	0.00 0.01-	0.00 32.37
FX	5,687.7600- 712,108 0000	PAYABLE IN USD RECEIVABLE IN JPY	10-JUL-01 13-JUL-01	13-JUL-01 13-JUL-01	5,687.76- 0.00	0.00 5,706.22	0.00 0.00	0.00 18.46
FX	335,375 9000- 288,322 6400	PAYABLE IN EUR RECEIVABLE IN USD	11-JUL-01 13-JUL-01	13-JUL-01 13-JUL-01	0 00 288,322.64	286,454.31- 0.00	814.64- 0.00	2,683.01 0.00
FX	4,655 9600- 3,971 5300	PAYABLE IN EUR RECEIVABLE IN USD	11-JUL-01 13-JUL-01	13-JUL-01 13-JUL-01	0 00 3,971.53	3,965.48- 0.00	0.00 0.00	6.05 0.00
FX	25,626 3400- 22,030 9600	PAYABLE IN EUR RECEIVABLE IN USD	11-JUL-01 16-JUL-01	16-JUL-01 16-JUL-01	0 00 22,030.96	21,837.30- 0.00	73.22 0.00	120 44 0.00
FX	397,782,370.0000- 303,126 8100	PAYABLE IN KRW RECEIVABLE IN USD	11-JUL-01 12-JUL-01	12-JUL-01 12-JUL-01	0 00 303,126 81	304,363.25- 0 00	1,361.78 0.00	2,598.14 0.00
FX	11,118 7800- 12,933.3200	PAYABLE IN USD RECEIVABLE IN EUR	11-JUL-01 16-JUL-01	16-JUL-01 16-JUL-01	11,118.78- 0.00	0 00 11,057.99	0.00 0.00	0.00 60.79
FX	665,338 7100- 566,622 4100	PAYABLE IN EUR RECEIVABLE IN USD	12-JUL-01 17-JUL-01	17-JUL-01 17-JUL-01	0 00 566,622.41	566,652.85- 0.00	116.94- 0.00	86.50 0.00
FX	107,338,550 0000- 81,775 6400	PAYABLE IN KRW RECEIVABLE IN USD	12-JUL-01 16-JUL-01	16-JUL-01 16-JUL-01	0 00 81,775.66	82,140.51- 0.00	333.78- 0.00	31.15 0.00
FX	21,937.3800- 2,715,969 0000	PAYABLE IN USD RECEIVABLE IN JPY	12-JUL-01 17-JUL-01	17-JUL-01 17-JUL-01	21,937.30- 0.00	0 00 21,714.72	0.00 0.00	0.00 222.58



Mellon Bank, N.A

FOREIGN EXCHANGE CONTRACT TRANSACTIONS FOR THE PERIOD 01 JANUARY 2001 THROUGH 31 DECEMBER 2001

RUN DATE: 19-FEB-02 PAGE: 71 BASE CURRENCY: USD

KNI F540481 JOHN S AND JAMES L KNIGHT FDN CAPITAL GUARDIAN

Table with 9 columns: TRAN CODE, UNITS, CONTRACT DESCRIPTION, TRADE DATE/ CONTRACT SETTLE DATE, ACTUAL PAY/REC SETTLE DATE, BASE COST, CURRENCY COST IN BASE, CURRENCY GAIN/LOSS, SETTLEMENT GAIN/LOSS. Contains 18 rows of transaction data.

FOREIGN EXCHANGE CONTRACT TRANSACTIONS FOR THE PERIOD 01 JANUARY 2001 THROUGH 31 DECEMBER 2001

RUN DATE: 19-FEB-02 PAGE: 72 BASE CURRENCY: USD

KNI F540481 JOHN S AND JAMES L KNIGHT FDN CAPITAL GUARDIAN

Table with 9 columns: TRAN CODE, UNITS, CONTRACT DESCRIPTION, TRADE DATE/ CONTRACT SETTLE DATE, ACTUAL PAY/REC SETTLE DATE, BASE COST, CURRENCY COST IN BASE, CURRENCY GAIN/LOSS, SETTLEMENT GAIN/LOSS. Contains 18 rows of transaction data.



Mellon Bank, N.A.

KNI F540481
JOHN S AND JAMES L KNIGHT FDN
CAPITAL GUARDIAN

FOREIGN EXCHANGE CONTRACT TRANSACTIONS
FOR THE PERIOD 01 JANUARY 2001 THROUGH 31 DECEMBER 2001

RUN DATE 19-FEB-01
PAGE 7
G2540
BASE CURRENCY: USD

TRAN CODE	UNITS	CONTRACT DESCRIPTION	TRADE DATE/ CONTRACT SETTLE DATE	ACTUAL PAY/REC SETTLE DATE	BASE COST	CURRENCY COST IN BASE	CURRENCY GAIN/LOSS	SETTLEMENT GAIN/LOSS
FX	14,960.7700- 10,467.9500	PAYABLE IN USD RECEIVABLE IN GBP	20-JUL-01 25-JUL-01	25-JUL-01 25-JUL-01	14,960.77- 0.00	0.00 14,944.02	0.00 0.00	0.01 16.71
FX	36,698.7900- 286,239.5600	PAYABLE IN USD RECEIVABLE IN HKD	20-JUL-01 24-JUL-01	24-JUL-01 24-JUL-01	36,698.79- 0.00	0.00 36,698.79	0.00 0.00	0.01 0.01
FX	43,898.7500- 50,504.7800	PAYABLE IN USD RECEIVABLE IN EUR	23-JUL-01 25-JUL-01	25-JUL-01 25-JUL-01	43,898.75- 0.00	0.00 44,403.80	0.00 0.00	0.01 505.01
FX	26,662.5600- 3,311,783.0000	PAYABLE IN USD RECEIVABLE IN JPY	23-JUL-01 26-JUL-01	26-JUL-01 26-JUL-01	26,662.56- 0.00	0.00 26,744.11	0.00 0.00	0.01 83.51
FX	3,137,472.0000- 25,304.8500	PAYABLE IN JPY RECEIVABLE IN USD	24-JUL-01 27-JUL-01	27-JUL-01 27-JUL-01	0.00 25,304.85	25,350.45- 0.00	0.81 0.00	46.4 0.01
FX	2.7100- 1.4800	PAYABLE IN SGD RECEIVABLE IN USD	24-JUL-01 26-JUL-01	26-JUL-01 26-JUL-01	0.00 1.48	1.48- 0.00	0.02 0.00	0.0 0.01
FX	20,831.6900- 162,478.8800	PAYABLE IN USD RECEIVABLE IN HKD	24-JUL-01 26-JUL-01	26-JUL-01 26-JUL-01	20,831.69- 0.00	0.00 20,831.16	0.00 0.00	0.01 0.5
FX	31,120.8300- 3,858,578.0800	PAYABLE IN USD RECEIVABLE IN JPY	24-JUL-01 27-JUL-01	27-JUL-01 27-JUL-01	31,120.83- 0.00	0.00 31,177.91	0.00 0.00	0.01 57.01
FX	39,490.4700- 20,051.1500	PAYABLE IN AUD RECEIVABLE IN USD	25-JUL-01 30-JUL-01	30-JUL-01 30-JUL-01	0.00 20,051.15	19,962.43- 0.00	0.00 0.00	68.7 0.01
FX	21,988,267.0000- 177,948.9900	PAYABLE IN JPY RECEIVABLE IN USD	25-JUL-01 30-JUL-01	30-JUL-01 30-JUL-01	0.00 177,948.99	175,711.70- 0.00	37.45- 0.00	2,274.7 0.01
FX	24,382.6200- 3,012,839.0800	PAYABLE IN USD RECEIVABLE IN JPY	25-JUL-01 30-JUL-01	30-JUL-01 30-JUL-01	24,382.62- 0.00	0.00 24,070.94	0.00 0.00	0.01 311.61
FX	80,797.3800- 115,370.5800	PAYABLE IN GBP RECEIVABLE IN USD	24-JUL-01 31-JUL-01	31-JUL-01 31-JUL-01	0.00 115,370.58	113,536.72- 0.00	1,615.71 0.00	218.1 0.01

KNI F540481
JOHN S AND JAMES L KNIGHT FDN
CAPITAL GUARDIAN

FOREIGN EXCHANGE CONTRACT TRANSACTIONS
FOR THE PERIOD 01 JANUARY 2001 THROUGH 31 DECEMBER 2001

RUN DATE 19-FEB-01
PAGE 7
G2540
BASE CURRENCY: USD

TRAN CODE	UNITS	CONTRACT DESCRIPTION	TRADE DATE/ CONTRACT SETTLE DATE	ACTUAL PAY/REC SETTLE DATE	BASE COST	CURRENCY COST IN BASE	CURRENCY GAIN/LOSS	SETTLEMENT GAIN/LOSS
FX	10,628.5100- 12,113.6400	PAYABLE IN USD RECEIVABLE IN EUR	26-JUL-01 30-JUL-01	30-JUL-01 30-JUL-01	10,628.51- 0.00	0.00 10,601.84	0.00 0.00	0.01 26.61
FX	11,087.4300- 12,637.1200	PAYABLE IN USD RECEIVABLE IN EUR	26-JUL-01 01-AUG-01	01-AUG-01 01-AUG-01	11,087.43- 0.00	0.00 11,108.03	0.00 0.00	0.01 20.61
FX	11.5500- 6.6800	PAYABLE IN CHF RECEIVABLE IN USD	27-JUL-01 31-JUL-01	31-JUL-01 31-JUL-01	0.00 6.68	6.74- 0.00	0.05- 0.00	0.0 0.01
FX	220,921.5800- 193,654.3300	PAYABLE IN EUR RECEIVABLE IN USD	27-JUL-01 01-AUG-01	01-AUG-01 01-AUG-01	0.00 193,654.33	194,124.88- 0.00	65.19 0.00	535.7 0.01
FX	334.3200- 291.5400	PAYABLE IN EUR RECEIVABLE IN USD	27-JUL-01 31-JUL-01	31-JUL-01 31-JUL-01	0.00 291.54	293.40- 0.00	0.87- 0.00	0.9 0.01
FX	8,813.5100- 7,686.2600	PAYABLE IN EUR RECEIVABLE IN USD	27-JUL-01 31-JUL-01	31-JUL-01 31-JUL-01	0.00 7,686.26	7,734.69- 0.00	22.87- 0.00	25.51 0.01
FX	19.4700- 27.7100	PAYABLE IN GBP RECEIVABLE IN USD	27-JUL-01 31-JUL-01	31-JUL-01 31-JUL-01	0.00 27.71	27.36- 0.00	0.39 0.00	0.0 0.01
FX	43.1100- 61.3500	PAYABLE IN GBP RECEIVABLE IN USD	27-JUL-01 31-JUL-01	31-JUL-01 31-JUL-01	0.00 61.35	60.58- 0.00	0.84 0.00	0.0 0.01
FX	93,108.9100- 106,218.9900	PAYABLE IN USD RECEIVABLE IN EUR	27-JUL-01 01-AUG-01	01-AUG-01 01-AUG-01	93,108.91- 0.00	0.00 93,346.49	0.00 0.00	0.01 257.51
FX	35,765.0800- 40,781.6300	PAYABLE IN USD RECEIVABLE IN EUR	27-JUL-01 01-AUG-01	01-AUG-01 01-AUG-01	35,765.08- 0.00	0.00 35,847.05	0.00 0.00	0.01 81.91
FX	28,630.0700- 3,527,940.0000	PAYABLE IN USD RECEIVABLE IN JPY	27-JUL-01 01-AUG-01	01-AUG-01 01-AUG-01	28,630.07- 0.00	0.00 28,278.95	0.00 0.00	0.01 351.11
FX	4,030.0000- 2,426.4300	PAYABLE IN CAD RECEIVABLE IN USD	30-JUL-01 01-AUG-01	01-AUG-01 01-AUG-01	0.00 2,426.43	2,630.26- 0.00	8.27- 0.00	4.44 0.01



Mellon Bank, N A

FOREIGN EXCHANGE CONTRACT TRANSACTIONS
FOR THE PERIOD 01 JANUARY 2001 THROUGH 31 DECEMBER 2001

RUN DATE: 19-FEB-02
PAGE: 75
BASE CURRENCY: USD

KNI F540481
JOHN S AND JAMES L KNIGHT FDM
CAPITAL GUARDIAN

TRAN CODE	UNITS	CONTRACT DESCRIPTION	TRADE DATE/ CONTRACT SETTLE DATE	ACTUAL PAY/REC SETTLE DATE	BASE COST	CURRENCY COST IN BASE	CURRENCY GAIN/LOSS	SETTLEMENT GAIN/LOSS
FX	43,654 0000- 5,593 0800	PAYABLE IN HKD RECEIVABLE IN USD	30-JUL-01 01-AUG-01	01-AUG-01 01-AUG-01	0 00 5,593 08	5,594 88- 0 00	0.00 0.00	3.80- 0 00
FX	11,021 0600- 12,597 2300	PAYABLE IN USD RECEIVABLE IN EUR	30-JUL-01 02-AUG-01	02-AUG-01 02-AUG-01	11,021 06- 0 00	0 00 11,109.50	0.00 0.00	0 00 88.44
FX	11,037 9900- 12,416 7200	PAYABLE IN USD RECEIVABLE IN EUR	30-JUL-01 03-AUG-01	03-AUG-01 03-AUG-01	11,037 99- 0 00	0 00 11,174 63	0.00 0.00	0.00 136.64
FX	20,831 6900- 162,478 8800	PAYABLE IN USD RECEIVABLE IN HKD	30-JUL-01 01-AUG-01	01-AUG-01 01-AUG-01	20,831 69- 0 00	0.00 20,831 43	0.00 0.00	0.00 0 26-
FX	52,314 8000- 6,546,570 0000	PAYABLE IN USD RECEIVABLE IN JPY	30-JUL-01 02-AUG-01	02-AUG-01 02-AUG-01	52,314 80- 0 00	0 00 52,931 52	0.00 0.00	0 00 616 72
FX	7,248 0000- 4,009 9600	PAYABLE IN SGD RECEIVABLE IN USD	31-JUL-01 02-AUG-01	02-AUG-01 02-AUG-01	0 00 4,009 96	4,015 96- 0 00	60.99 0.00	66 99- 0 00
FX	67,687 1500- 8,463,263 0000	PAYABLE IN USD RECEIVABLE IN JPY	31-JUL-01 03-AUG-01	03-AUG-01 03-AUG-01	67,687.15- 0 00	0 00 68,570 08	0.00 0.00	0 00 882.93
FX	3,014 5600- 1,960 0500	PAYABLE IN CAD RECEIVABLE IN USD	01-AUG-01 03-AUG-01	03-AUG-01 03-AUG-01	0 00 1,960 05	1,967 51- 0 00	4.27- 0.00	3 19- 0 00
FX	14,224,533 0000- 114,097 4800	PAYABLE IN JPY RECEIVABLE IN USD	01-AUG-01 06-AUG-01	06-AUG-01 06-AUG-01	0 00 114,097 48	114,859 50- 0 00	11.23- 0.00	750 79- 0 00
FX	24,803 9700- 3,092,311 0000	PAYABLE IN USD RECEIVABLE IN JPY	01-AUG-01 06-AUG-01	06-AUG-01 06-AUG-01	24,803 97- 0 00	0 00 24,967 19	0.00 0.00	0.00 163.22
FX	38,669 1600- 20,096 3600	PAYABLE IN AUD RECEIVABLE IN USD	02-AUG-01 08-AUG-01	08-AUG-01 08-AUG-01	0 00 20,096 36	20,003 55- 0 00	0.01 0.00	92.80 0 00
FX	210,728 4800- 186,218 6500	PAYABLE IN EUR RECEIVABLE IN USD	02-AUG-01 07-AUG-01	07-AUG-01 07-AUG-01	0 00 186,218 65	185,033 77- 0.00	267.04- 0.00	1,451 92 0.00

KNI F540481
JOHN S AND JAMES L KNIGHT FDM
CAPITAL GUARDIAN

FOREIGN EXCHANGE CONTRACT TRANSACTIONS
FOR THE PERIOD 01 JANUARY 2001 THROUGH 31 DECEMBER 2001

RUN DATE: 19-FEB-02
PAGE: 76
BASE CURRENCY: USD

TRAN CODE	UNITS	CONTRACT DESCRIPTION	TRADE DATE/ CONTRACT SETTLE DATE	ACTUAL PAY/REC SETTLE DATE	BASE COST	CURRENCY COST IN BASE	CURRENCY GAIN/LOSS	SETTLEMENT GAIN/LOSS
X	17,047,264 0000- 137,769 0300	PAYABLE IN JPY RECEIVABLE IN USD	02-AUG-01 07-AUG-01	07-AUG-01 07-AUG-01	0 00 137,769.03	137,709.41- 0 00	1.75 0.00	57.87 0.00
X	55,412 7100- 32,445 5100	PAYABLE IN CHF RECEIVABLE IN USD	03-AUG-01 08-AUG-01	08-AUG-01 08-AUG-01	0 00 32,445.51	32,181 75- 0.00	79.96 0.00	183 80 0 00
X	13,890 7200- 15,713 8400	PAYABLE IN USD RECEIVABLE IN EUR	03-AUG-01 08-AUG-01	08-AUG-01 08-AUG-01	13,890.72- 0.00	0.00 13,771.61	0.00 0.00	0.00 119.11-
X	25,542 0200- 3,153,418 0000	PAYABLE IN USD RECEIVABLE IN JPY	03-AUG-01 07-AUG-01	07-AUG-01 07-AUG-01	25,542.02- 0 00	0.00 25,473 93	0.00 0.00	0.00 68.09-
X	44,741 4200- 5,529,368 0000	PAYABLE IN USD RECEIVABLE IN JPY	03-AUG-01 08-AUG-01	08-AUG-01 08-AUG-01	44,741 42- 0 00	0.00 44,923.17	0.00 0.00	0.00 181.75
X	1,889,998 0000- 15,267 1600	PAYABLE IN JPY RECEIVABLE IN USD	06-AUG-01 09-AUG-01	09-AUG-01 09-AUG-01	0 00 15,267.16	15,357.35- 0.00	0 37 0.00	90.56- 0.00
X	-10,292 0000- 11,675 5500	PAYABLE IN USD RECEIVABLE IN EUR	06-AUG-01 08-AUG-01	08-AUG-01 08-AUG-01	10,292 00- 0.00	0.00 10,232.45	0.00 0.00	0.00 59.55-
X	74,183 9700- 9,183,604 0000	PAYABLE IN USD RECEIVABLE IN JPY	06-AUG-01 09-AUG-01	09-AUG-01 09-AUG-01	74,183 97- 0 00	0 00 74,624.01	0.00 0.00	0.00 440 04
X	0 2700- 0 1400	PAYABLE IN AUD RECEIVABLE IN USD	07-AUG-01 09-AUG-01	09-AUG-01 09-AUG-01	0 00 0 14	0.14- 0 00	0.00 0.00	0.00 0.00
X	56,018 1200- 6,929,161 0000	PAYABLE IN USD RECEIVABLE IN JPY	07-AUG-01 10-AUG-01	10-AUG-01 10-AUG-01	56,018 12- 0.00	0.00 56,861.65	0.00 0.00	0.00 843.53
X	0 4400- 0 2900	PAYABLE IN CAD RECEIVABLE IN USD	08-AUG-01 10-AUG-01	10-AUG-01 10-AUG-01	0 00 0 29	0.29- 0 00	0.00 0.00	0 00 0.00
X	3 4100- 0 4400	PAYABLE IN HKD RECEIVABLE IN USD	08-AUG-01 10-AUG-01	10-AUG-01 10-AUG-01	0 00 0 44	0.44- 0 00	0.00 0.00	0 00 0.00



Mellon Bank N.A

FOREIGN EXCHANGE CONTRACT TRANSACTIONS
FOR THE PERIOD 01 JANUARY 2001 THROUGH 31 DECEMBER 2001

RUN DATE: 19-FEB-02
PAGE: 77
62540
BASE CURRENCY: USD

KNI F540481
JOHN S AND JAMES L KNIGHT FDN
CAPITAL GUARDIAN

TRAN CODE	UNITS	CONTRACT DESCRIPTION	TRADE DATE/ CONTRACT SETTLE DATE	ACTUAL PAY/REC SETTLE DATE	BASE COST	CURRENCY COST IN BASE	CURRENCY GAIN/LOSS	SETTLEMENT GAIN/LOSS
FX	5,858,501 0000- 47,500 7200	PAYABLE IN JPY RECEIVABLE IN USD	08-AUG-01 13-AUG-01	13-AUG-01 13-AUG-01	0 00 47,500 72	47,940.35- 0 00	8 25- 0.00	431.38 0.00
FX	30,027 4600- 3,703,437 0000	PAYABLE IN USD RECEIVABLE IN JPY	08-AUG-01 13-AUG-01	13-AUG-01 13-AUG-01	30,027.46- 0 00	0.00 30,300.16	0 00 0 00	0.00 272.70
FX	12,423 0000- 17,553 7000	PAYABLE IN GBP RECEIVABLE IN USD	09-AUG-01 13-AUG-01	13-AUG-01 13-AUG-01	0 00 17,553 70	18,547 82- 0.00	883.56- 0.00	110.56 0 00
FX	20,606 1900- 23,101 1100	PAYABLE IN USD RECEIVABLE IN EUR	09-AUG-01 14-AUG-01	14-AUG-01 14-AUG-01	20,606 19- 0.00	0.00 20,730.94	0 00 0.00	0.00 124.75
FX	11,824 2800- 13,256 2200	PAYABLE IN USD RECEIVABLE IN EUR	09-AUG-01 14-AUG-01	14-AUG-01 14-AUG-01	11,824 28- 0 00	0.00 11,896.13	0.00 0 00	0 00 71.85
FX	20,078 0100- 156,590 4200	PAYABLE IN USD RECEIVABLE IN HKD	09-AUG-01 13-AUG-01	13-AUG-01 13-AUG-01	20,078 01- 0.00	0 00 20,077.50	0.00 0 00	0.00 0 51
FX	46,289 6500- 5,645,254 0000	PAYABLE IN USD RECEIVABLE IN JPY	09-AUG-01 14-AUG-01	14-AUG-01 14-AUG-01	46,289 65- 0 00	0.00 46,350.46	0 00 0.00	0.00 60.81
FX	212,037 5400- 125,245 1500	PAYABLE IN CHF RECEIVABLE IN USD	10-AUG-01 15-AUG-01	15-AUG-01 15-AUG-01	0 00 125,245 15	127,192.48- 0.00	73.31 0.00	2,020 64 0 00
FX	114,686 1300- 12,708.1100	PAYABLE IN NOK RECEIVABLE IN USD	10-AUG-01 15-AUG-01	15-AUG-01 15-AUG-01	0 00 12,708 11	12,860 13- 0.00	0.01 0.00	152.03 0 00
FX	10,568 3000- 11,820 1800	PAYABLE IN USD RECEIVABLE IN EUR	10-AUG-01 15-AUG-01	15-AUG-01 15-AUG-01	10,568 30- 0.00	0.00 10,769.37	0 00 0.00	0.00 201.07
FX	29,379 4700- 3,585,324 0000	PAYABLE IN USD RECEIVABLE IN JPY	10-AUG-01 15-AUG-01	15-AUG-01 15-AUG-01	29,379 47- 0 00	0.00 29,895.14	0.00 0.00	0.00 515.67
FX	13,920 9300- 19,774.6800	PAYABLE IN GBP RECEIVABLE IN USD	13-AUG-01 15-AUG-01	15-AUG-01 15-AUG-01	0 00 19,774.68	20,613 01- 0.00	593.32- 0.00	245.01 0.00

FOREIGN EXCHANGE CONTRACT TRANSACTIONS
FOR THE PERIOD 01 JANUARY 2001 THROUGH 31 DECEMBER 2001

RUN DATE: 19-FEB-02
PAGE: 78
62540
BASE CURRENCY: USD

KNI F540481
JOHN S AND JAMES L KNIGHT FDN
CAPITAL GUARDIAN

TRAN CODE	UNITS	CONTRACT DESCRIPTION	TRADE DATE/ CONTRACT SETTLE DATE	ACTUAL PAY/REC SETTLE DATE	BASE COST	CURRENCY COST IN BASE	CURRENCY GAIN/LOSS	SETTLEMENT GAIN/LOSS
FX	12.9700- 1.4400	PAYABLE IN NOK RECEIVABLE IN USD	13-AUG-01 15-AUG-01	15-AUG-01 15-AUG-01	0.00 1 44	1.45- 0.00	0.01 0.00	0.02 0.00
FX	110,480 0400- 122,906.7100	PAYABLE IN USD RECEIVABLE IN EUR	13-AUG-01 15-AUG-01	15-AUG-01 15-AUG-01	110,480 84- 0.00	0 00 111,980.30	0 00 0.00	0.00 1,499.46
FX	33.5300- 17 2600	PAYABLE IN AUD RECEIVABLE IN USD	14-AUG-01 16-AUG-01	16-AUG-01 16-AUG-01	0.00 17.26	17.25- 0.00	0.44 0.00	0.43 0.00
FX	53,747 0400- 48,479.8300	PAYABLE IN EUR RECEIVABLE IN USD	14-AUG-01 16-AUG-01	16-AUG-01 16-AUG-01	0.00 48,479 83	48,421.44- 0.00	430.86 0.00	580.47 0.00
FX	21,989.9300- 19,840 8500	PAYABLE IN EUR RECEIVABLE IN USD	14-AUG-01 17-AUG-01	17-AUG-01 17-AUG-01	0.00 19,840 85	19,982.26- 0.00	173.71 0.00	315.12 0.00
FX	5,449,187 0000- 44,766 3600	PAYABLE IN JPY RECEIVABLE IN USD	14-AUG-01 17-AUG-01	17-AUG-01 17-AUG-01	0.00 44,766.36	45,308.67- 0.00	4 49- 0.00	537.80 0.00
FX	1,064,268 0000- 8,642.0500	PAYABLE IN JPY RECEIVABLE IN USD	14-AUG-01 17-AUG-01	17-AUG-01 17-AUG-01	0.00 8,642 05	8,848.25- 0.00	0.00 0.00	206.20 0.00
FX	8,136.3800- 11,727.7800	PAYABLE IN GBP RECEIVABLE IN USD	15-AUG-01 20-AUG-01	20-AUG-01 20-AUG-01	0.00 11,727.78	11,753.01- 0.00	0.01- 0.00	25.22 0.00
FX	3,298,431 0000- 27,638 9400	PAYABLE IN JPY RECEIVABLE IN USD	15-AUG-01 20-AUG-01	20-AUG-01 20-AUG-01	0 00 27,638.94	27,343.42- 0.00	11.38- 0.00	306 90 0.00
FX	21,635 9900- 2,582,039 0000	PAYABLE IN USD RECEIVABLE IN JPY	15-AUG-01 20-AUG-01	20-AUG-01 20-AUG-01	21,635 99- 0.00	0.00 21,395.74	0.00 0.01-	0.00 240.24
FX	38,183.5900- 20,107.4800	PAYABLE IN AUD RECEIVABLE IN USD	16-AUG-01 21-AUG-01	21-AUG-01 21-AUG-01	0.00 20,107.48	20,298.40- 0.00	0.00 0.00	190.92 0.00
FX	4,018 3500- 5,790 8400	PAYABLE IN GBP RECEIVABLE IN USD	16-AUG-01 20-AUG-01	20-AUG-01 20-AUG-01	0.00 5,790 04	5,950.85- 0.00	145.54- 0.00	14.47 0.00



Mellon Bank, N.A

FOREIGN EXCHANGE CONTRACT TRANSACTIONS
FOR THE PERIOD 01 JANUARY 2001 THROUGH 31 DECEMBER 2001

RUN DATE 19-FEB-02
PAGE 79
G2540
BASE CURRENCY: USD

KNI F540481
JOHN S AND JAMES L KNIGHT FDN
CAPITAL GUARDIAN

TRAN CODE	UNITS	CONTRACT DESCRIPTION	TRADE DATE/ CONTRACT SETTLE DATE	ACTUAL PAY/REC SETTLE DATE	BASE COST	CURRENCY COST IN BASE	CURRENCY GAIN/LOSS	SETTLEMENT GAIN/LOSS
FX	32,280 5700- 35,337 2400	PAYABLE IN USD RECEIVABLE IN EUR	16-AUG-01 21-AUG-01	21-AUG-01 21-AUG-01	32,280 57- 0 00	0 00 32,248.77	0 00 0 00	0 00 31 80-
FX	199,280 9400- 23,844,562.0000	PAYABLE IN USD RECEIVABLE IN JPY	16-AUG-01 21-AUG-01	21-AUG-01 21-AUG-01	199,280 94- 0 00	0 00 199,044 72	0 00 0 00	0 00 236.22-
FX	175,639 4800- 106,062 4900	PAYABLE IN CHF RECEIVABLE IN USD	17-AUG-01 22-AUG-01	22-AUG-01 22-AUG-01	0 00 106,062 49	106,207.98 0 00	207 94 0 00	353.43- 0 00
FX	52,882.5100- 76,476.0400	PAYABLE IN GBP RECEIVABLE IN USD	17-AUG-01 22-AUG-01	22-AUG-01 22-AUG-01	0 00 76,476 04	76,986.36- 0 00	0 00 0 00	510.32- 0 00
FX	76,127 9400- 8,554 9500	PAYABLE IN NOK RECEIVABLE IN USD	17-AUG-01 21-AUG-01	21-AUG-01 21-AUG-01	0 00 8,554 95	8,573 93- 0 00	0 00 0 00	16.98- 0 00
FX	40,940 7000- 44,592 8600	PAYABLE IN USD RECEIVABLE IN EUR	17-AUG-01 22-AUG-01	22-AUG-01 22-AUG-01	40,940 70- 0 00	0 00 41,070.02	0 00 0 00	0 00 129.32
FX	19,466 3600- 13,460 8200	PAYABLE IN USD RECEIVABLE IN GBP	17-AUG-01 22-AUG-01	22-AUG-01 22-AUG-01	19,466 36- 0 00	0 00 19,596 26	0 00 0 00	0 00 129 90
FX	182,701 1600- 21,965,430.0000	PAYABLE IN USD RECEIVABLE IN JPY	17-AUG-01 22-AUG-01	22-AUG-01 22-AUG-01	182,701 16- 0 00	0 00 183,389 11	0 00 0 00	0 00 687 95
FX	28,525.8980- 15,186.6100	PAYABLE IN AUD RECEIVABLE IN USD	28-AUG-01 23-AUG-01	23-AUG-01 23-AUG-01	0 00 15,186 61	15,178.63- 0 00	0 00 0 00	7.98 0 00
FX	8,767,500 0000- 6,812.3500	PAYABLE IN KRW RECEIVABLE IN USD	20-AUG-01 20-AUG-01	20-AUG-01 20-AUG-01	0 00 6,812 55	6,813 11- 0 00	0 75- 0 00	0 01- 0 00
FX	1,231,625 0000- 956 9800	PAYABLE IN KRW RECEIVABLE IN USD	20-AUG-01 20-AUG-01	20-AUG-01 20-AUG-01	0 00 956 98	956 97- 0 00	0 00 0 00	0 01 0 00
FX	52,429 2500- 57,440 9700	PAYABLE IN USD RECEIVABLE IN EUR	20-AUG-01 22-AUG-01	22-AUG-01 22-AUG-01	52,429.25- 0 00	0 00 52,903.13	0 00 0 00	0 00 473.88

FOREIGN EXCHANGE CONTRACT TRANSACTIONS
FOR THE PERIOD 01 JANUARY 2001 THROUGH 31 DECEMBER 2001

RUN DATE: 19-FEB-02
PAGE 80
G2540
BASE CURRENCY: USD

KNI F540481
JOHN S AND JAMES L KNIGHT FDN
CAPITAL GUARDIAN

TRAN CODE	UNITS	CONTRACT DESCRIPTION	TRADE DATE/ CONTRACT SETTLE DATE	ACTUAL PAY/REC SETTLE DATE	BASE COST	CURRENCY COST IN BASE	CURRENCY GAIN/LOSS	SETTLEMENT GAIN/LOSS
FX	85,522 9500- 10,321,850.0000	PAYABLE IN USD RECEIVABLE IN JPY	20-AUG-01 23-AUG-01	23-AUG-01 23-AUG-01	85,522 95- 0 00	0 00 85,898.16	0 00 0 00	0 00 367.21
FX	5,785.3800- 3,287 7100	PAYABLE IN SGD RECEIVABLE IN USD	21-AUG-01 23-AUG-01	23-AUG-01 23-AUG-01	0 00 3,287 71	3,289.59- 0 00	6.17 0 00	8.05- 0 00
FX	22,287 1800- 2,668,444 0000	PAYABLE IN USD RECEIVABLE IN JPY	21-AUG-01 23-AUG-01	23-AUG-01 23-AUG-01	22,287 18- 0 00	0 00 22,204.45	0 00 0 00	0 00 82.53-
FX	71,703 1200- 8,591,970 0000	PAYABLE IN USD RECEIVABLE IN JPY	21-AUG-01 24-AUG-01	24-AUG-01 24-AUG-01	71,703.12- 0 00	0 00 71,599 75	0 00 0 00	0 00 103.37-
FX	195,535.8400- 126,763.0700	PAYABLE IN CAD RECEIVABLE IN USD	22-AUG-01 24-AUG-01	24-AUG-01 24-AUG-01	0 00 126,763.07	126,938.36- 0 00	0 01- 0 00	175.28- 0 00
FX	253 5500- 251 5400	PAYABLE IN EUR RECEIVABLE IN USD	22-AUG-01 24-AUG-01	24-AUG-01 24-AUG-01	0 00 231.54	232.86- 0 00	1.37- 0 00	0 05 0 00
FX	10,832.8300- 11,842 3900	PAYABLE IN USD RECEIVABLE IN EUR	22-AUG-01 27-AUG-01	27-AUG-01 27-AUG-01	10,832.83- 0 00	0 00 10,770 65	0 00 0 00	0 00 62.18-
FX	10,727.7800- 11,726.9100	PAYABLE IN USD RECEIVABLE IN EUR	22-AUG-01 24-AUG-01	24-AUG-01 24-AUG-01	10,727.78- 0 00	0 00 10,706.67	0 00 0 00	0 00 21.11-
FX	126,736.3300- 15,256,519 0000	PAYABLE IN USD RECEIVABLE IN JPY	22-AUG-01 27-AUG-01	27-AUG-01 27-AUG-01	126,736 33- 0 00	0 00 127,068.83	0 00 0 00	0 00 332 50
FX	189,478 4800- 122,806 7100	PAYABLE IN CAD RECEIVABLE IN USD	23-AUG-01 27-AUG-01	27-AUG-01 27-AUG-01	0 00 122,806.71	122,806.71- 0 00	0 00 0 00	0 00 0 00
FX	2.9800- 1 7900	PAYABLE IN CHF RECEIVABLE IN USD	23-AUG-01 27-AUG-01	27-AUG-01 27-AUG-01	0 00 1 79	1 80- 0 00	0 02- 0 00	0 01 0 00
FX	10,927 5500- 11,941.3700	PAYABLE IN USD RECEIVABLE IN EUR	23-AUG-01 28-AUG-01	28-AUG-01 28-AUG-01	10,927.55- 0 00	0 00 10,859.48	0 00 0 00	0 00 68.07-



Mellon Bank, N.A

FOREIGN EXCHANGE CONTRACT TRANSACTIONS
FOR THE PERIOD 01 JANUARY 2001 THROUGH 31 DECEMBER 2001

RUN DATE: 19-FEB-01
PAGE: 61
BASE CURRENCY: USD

KNI F540481
JOHN S AND JAMES L KNIGHT FDN
CAPITAL GUARDIAN

TRAN CODE	UNITS	CONTRACT DESCRIPTION	TRADE DATE/ CONTRACT SETTLE DATE	ACTUAL PAY/REC SETTLE DATE	BASE COST	CURRENCY COST IN BASE	CURRENCY GAIN/LOSS	SETTLEMENT GAIN/LOSS
FX	117,564 1700- 14,072,078.0000	PAYABLE IN USD RECEIVABLE IN JPY	23-AUG-01 28-AUG-01	28-AUG-01 28-AUG-01	117,564.17- 0 00	0.00 116,587.22	0 00 0 00	0.01 976.95
FX	41,220 6700- 59,469 0600	PAYABLE IN GBP RECEIVABLE IN USD	24-AUG-01 30-AUG-01	30-AUG-01 30-AUG-01	0 00 59,469 06	59,745.24- 0 00	0.00 0 00	276.11 0 01
FX	38,895 1800- 22,277 5000	PAYABLE IN SGD RECEIVABLE IN USD	24-AUG-01 29-AUG-01	29-AUG-01 29-AUG-01	0 00 22,277 50	22,275.45- 0.00	0.01 0 00	2 00 0.81
FX	18,196.7200- 28,032.4100	PAYABLE IN USD RECEIVABLE IN CAD	24-AUG-01 28-AUG-01	28-AUG-01 28-AUG-01	18,196 72- 0 00	0.00 18,206.41	0.00 0.00	0.01 9 60
FX	14,074 9200- 15,409.3700	PAYABLE IN USD RECEIVABLE IN EUR	24-AUG-01 29-AUG-01	29-AUG-01 29-AUG-01	14,074 92- 0 00	0.00 14,027.15	0.00 0.00	0 01 47.71
FX	12,981.6700- 8,998 1800	PAYABLE IN USD RECEIVABLE IN GBP	24-AUG-01 30-AUG-01	30-AUG-01 30-AUG-01	12,981 67- 0 00	0 00 13,041.96	0 00 0.00	0 01 60 20
FX	90,706 7600- 10,887,533 0000	PAYABLE IN USD RECEIVABLE IN JPY	24-AUG-01 29-AUG-01	29-AUG-01 29-AUG-01	90,706.76- 0 00	0.00 91,109.06	0 00 0.00	0.01 402 31
FX	11,487.8100- 12,601.8100	PAYABLE IN USD RECEIVABLE IN EUR	27-AUG-01 30-AUG-01	30-AUG-01 30-AUG-01	11,487 81- 0 00	0 00 11,457.57	0 00 0.00	0 01 30 20
FX	90,404 3800- 10,847,170 0000	PAYABLE IN USD RECEIVABLE IN JPY	27-AUG-01 30-AUG-01	30-AUG-01 30-AUG-01	90,404 38- 0 00	0.00 90,400.62	0 00 0 00	0 01 3 70
FX	38,474 8600- 21,948.8100	PAYABLE IN SGD RECEIVABLE IN USD	28-AUG-01 31-AUG-01	31-AUG-01 31-AUG-01	0 00 21,948 01	22,092 94- 0.00	0.00 0.00	144 90 0 01
FX	89,478.1300- 10,744,981.0000	PAYABLE IN USD RECEIVABLE IN JPY	28-AUG-01 31-AUG-01	31-AUG-01 31-AUG-01	89,478.13- 0 00	0.00 90,290.16	0.00 0.00	0 01 812 01
FX	58,458 6000- 20,334 4000	PAYABLE IN AUD RECEIVABLE IN USD	29-AUG-01 04-SEP-01	04-SEP-01 04-SEP-01	0 00 20,334 40	20,058 64- 0.00	1 30- 0.00	277.10 0.01

FOREIGN EXCHANGE CONTRACT TRANSACTIONS
FOR THE PERIOD 01 JANUARY 2001 THROUGH 31 DECEMBER 2001

RUN DATE: 19-FEB-01
PAGE: 61
BASE CURRENCY: USD

KNI F540481
JOHN S AND JAMES L KNIGHT FDN
CAPITAL GUARDIAN

TRAN CODE	UNITS	CONTRACT DESCRIPTION	TRADE DATE/ CONTRACT SETTLE DATE	ACTUAL PAY/REC SETTLE DATE	BASE COST	CURRENCY COST IN BASE	CURRENCY GAIN/LOSS	SETTLEMENT GAIN/LOSS
FX	11,406.6900- 12,543.0900	PAYABLE IN USD RECEIVABLE IN EUR	29-AUG-01 31-AUG-01	31-AUG-01 31-AUG-01	11,406 69- 0.00	0.00 11,394.14	0.00 0.00	0.01 12.51
FX	94,599 3800- 11,358,074 0000	PAYABLE IN USD RECEIVABLE IN JPY	29-AUG-01 31-AUG-01	31-AUG-01 31-AUG-01	94,599.38- 0.00	0.00 95,441.99	0.00 0.00	0.01 842.61
FX	29,521.8100- 20,243.9900	PAYABLE IN USD RECEIVABLE IN GBP	30-AUG-01 04-SEP-01	04-SEP-01 04-SEP-01	29,521 81- 0.00	0.00 29,274.82	0.00 0.01-	0 01 246.91
FX	81,183.0400- 9,784,621.0000	PAYABLE IN USD RECEIVABLE IN JPY	30-AUG-01 04-SEP-01	04-SEP-01 04-SEP-01	81,183.04- 0.00	0.00 81,654.36	0.00 0.00	0.01 471.31
FX	38,156.6200- 20,066 5700	PAYABLE IN AUD RECEIVABLE IN USD	31-AUG-01 04-SEP-01	04-SEP-01 04-SEP-01	0.00 20,066.57	20,077.09- 0.00	184.97- 0.00	156.41 0 01
FX	11,177 2000- 10,179.0800	PAYABLE IN EUR RECEIVABLE IN USD	31-AUG-01 05-SEP-01	05-SEP-01 05-SEP-01	0.00 10,179.08	10,110.90- 0.00	179.96- 0.00	248 10 0 01
FX	44,847 6800- 40,820 2900	PAYABLE IN EUR RECEIVABLE IN USD	31-AUG-01 05-SEP-01	05-SEP-01 05-SEP-01	0.00 40,820.29	40,569.16- 0 00	722 07- 0.00	973 21 0 01
FX	24,4600- 22.1600	PAYABLE IN EUR RECEIVABLE IN USD	31-AUG-01 04-SEP-01	04-SEP-01 04-SEP-01	0.00 22.16	22.33- 0 00	0.54- 0.00	0.31 0 01
FX	35.5800- 32.2300	PAYABLE IN EUR RECEIVABLE IN USD	31-AUG-01 04-SEP-01	04-SEP-01 04-SEP-01	0.00 32.23	32 48- 0.00	0 79- 0.00	0.50 0 01
FX	22,990.5700- 33,392.6500	PAYABLE IN GBP RECEIVABLE IN USD	31-AUG-01 05-SEP-01	05-SEP-01 05-SEP-01	0.00 33,392.65	33,398.39- 0.00	0.01 0.00	5.70 0 01
FX	87,720.3400- 146,142.0000	PAYABLE IN USD RECEIVABLE IN CHF	31-AUG-01 05-SEP-01	05-SEP-01 05-SEP-01	87,720.34- 0.00	0.00 85,900.24	0.00 0.00	0.01 1,820.11
FX	57,095 7700- 62,625.6100	PAYABLE IN USD RECEIVABLE IN EUR	31-AUG-01 05-SEP-01	05-SEP-01 05-SEP-01	57,095.77- 0.00	0.00 55,642.85	0.00 0.00	0.01 1,452.90



Mellon Bank, N.A

FOREIGN EXCHANGE CONTRACT TRANSACTIONS
FOR THE PERIOD 01 JANUARY 2001 THROUGH 31 DECEMBER 2001

RUN DATE: 19-FEB-02
PAGE: 83
G2540
BASE CURRENCY: USD

KMI F540481
JOHN S AND JAMES L KNIGHT FDN
CAPITAL GUARDIAN

TRAN CODE	UNITS	CONTRACT DESCRIPTION	TRADE DATE/ CONTRACT SETTLE DATE	ACTUAL PAY/REC SETTLE DATE	BASE COST	CURRENCY COST IN BASE	CURRENCY GAIN/LOSS	SETTLEMENT GAIN/LOSS
F	97,792 8200- 11,613,542.0000	PAYABLE IN USD RECEIVABLE IN JPY	31-AUG-01 05-SEP-01	05-SEP-01 05-SEP-01	97,792 82- 0 00	0 00 96,462 33	0.00 0.00	0.00 1,330 49-
F	37,573 2600- 19,572 2900	PAYABLE IN AUD RECEIVABLE IN USD	04-SEP-01 05-SEP-01	05-SEP-01 05-SEP-01	0 00 19,572 29	19,519 31- 0 00	0.00 0.00	52.98 0.00
F	39,586 0300- 20,619 1800	PAYABLE IN AUD RECEIVABLE IN USD	04-SEP-01 07-SEP-01	07-SEP-01 07-SEP-01	0 00 20,619 18	20,592 88- 0 00	51.61- 0.00	77 99 0.00
F	75,416 4700- 66,076 0400	PAYABLE IN EUR RECEIVABLE IN USD	04-SEP-01 07-SEP-01	07-SEP-01 07-SEP-01	0 00 66,076 04	67,252.11- 0 00	877.32 0.00	1,253 39- 0 00
F	6,435 9500- 5,689 3800	PAYABLE IN EUR RECEIVABLE IN USD	04-SEP-01 06-SEP-01	06-SEP-01 06-SEP-01	0 00 5,689 38	5,739.37- 0.00	4.29- 0.00	45.78- 0 00
F	5,096 2500- 2,917 4800	PAYABLE IN SGD RECEIVABLE IN USD	04-SEP-01 06-SEP-01	06-SEP-01 06-SEP-01	0 00 2,917 48	2,926 35- 0 00	17.03- 0.00	8.16 0 00
F	17,707 7000- 19,967 8600	PAYABLE IN USD RECEIVABLE IN EUR	04-SEP-01 05-SEP-01	05-SEP-01 05-SEP-01	17,707 70- 0 00	17,741 44	0.00 0.00	0.00 33.74
F	27,549 8800- 31,045 0700	PAYABLE IN USD RECEIVABLE IN EUR	04-SEP-01 07-SEP-01	07-SEP-01 07-SEP-01	27,549 88- 0 00	0 00 28,046.12	0.00 0.00	0 00 497 04
F	71,533.8100- 8,542,567.0000	PAYABLE IN USD RECEIVABLE IN JPY	04-SEP-01 06-SEP-01	06-SEP-01 06-SEP-01	71,533 81- 0 00	0 00 70,454 16	0.00 0.00	0 00 1,079.65-
F	63,789 4500- 36,446 9500	PAYABLE IN SGD RECEIVABLE IN USD	05-SEP-01 10-SEP-01	10-SEP-01 10-SEP-01	0 00 36,446 95	36,440 70- 0.00	0 00 0.00	6 25 0.00
F	11,255 5700- 12,663 0700	PAYABLE IN USD RECEIVABLE IN EUR	05-SEP-01 10-SEP-01	10-SEP-01 10-SEP-01	11,255 57- 0 00	0 00 11,589.17	0.00 0.00	0 00 133 68
F	20,433 0400- 22,986 8800	PAYABLE IN USD RECEIVABLE IN EUR	05-SEP-01 07-SEP-01	07-SEP-01 07-SEP-01	20,433 04- 0 00	0 00 20,766 35	0.00 0.00	0 00 333 31

KMI F540481
JOHN S AND JAMES L KNIGHT FDN
CAPITAL GUARDIAN

FOREIGN EXCHANGE CONTRACT TRANSACTIONS
FOR THE PERIOD 01 JANUARY 2001 THROUGH 31 DECEMBER 2001

RUN DATE: 19-FEB-02
PAGE: 84
G2540
BASE CURRENCY: USD

TRAN CODE	UNITS	CONTRACT DESCRIPTION	TRADE DATE/ CONTRACT SETTLE DATE	ACTUAL PAY/REC SETTLE DATE	BASE COST	CURRENCY COST IN BASE	CURRENCY GAIN/LOSS	SETTLEMENT GAIN/LOSS
X	3,279 6800- 2,249 5400	PAYABLE IN USD RECEIVABLE IN GBP	05-SEP-01 07-SEP-01	07-SEP-01 07-SEP-01	3,279.60- 0 00	0.00 3,288 60	0.00 0.00	0.00 9.00
X	42,058 1800- 5,071,544 0800	PAYABLE IN USD RECEIVABLE IN JPY	05-SEP-01 10-SEP-01	10-SEP-01 10-SEP-01	42,058.18- 0.00	0 00 41,946 52	0.00 0.00	0 00 111.66-
X	1 1600- 0 7400	PAYABLE IN CAD RECEIVABLE IN USD	06-SEP-01 10-SEP-01	10-SEP-01 10-SEP-01	0 00 0 74	0.75- 0.00	0.01- 0.00	0 00 0 00
X	3,031 2200- 4,389 5100	PAYABLE IN GBP RECEIVABLE IN USD	06-SEP-01 10-SEP-01	10-SEP-01 10-SEP-01	0.00 4,389 51	4,424.14- 0.00	3.71- 0.00	30 92- 0 00
X	1 1800- 0 1500	PAYABLE IN HKD RECEIVABLE IN USD	06-SEP-01 10-SEP-01	10-SEP-01 10-SEP-01	0.00 0.15	0.15- 0.00	0.00 0.00	0 00 0 00
X	1 9600- 1 1200	PAYABLE IN SGD RECEIVABLE IN USD	06-SEP-01 10-SEP-01	10-SEP-01 10-SEP-01	0 00 1 12	1.13- 0.00	0.01- 0.00	0 00 0 00
X	22,827.2900- 38,532.2500	PAYABLE IN USD RECEIVABLE IN CHF	06-SEP-01 11-SEP-01	11-SEP-01 11-SEP-01	22,827.29- 0.00	0 00 23,262 64	0.00 0.00	0.00 435.35
X	8,944.1700- 9,977 8800	PAYABLE IN USD RECEIVABLE IN EUR	06-SEP-01 10-SEP-01	10-SEP-01 10-SEP-01	8,944.17- 0 00	0.00 8,974 11	0.00 0.00	0.00 29 94
X	6,687 3000- 7,460 1700	PAYABLE IN USD RECEIVABLE IN EUR	06-SEP-01 10-SEP-01	10-SEP-01 10-SEP-01	6,687 30- 0 00	0.00 6,709.68	0.00 0.00	0.00 22.38
X	20,202 1300- 22,541 9900	PAYABLE IN USD RECEIVABLE IN EUR	06-SEP-01 11-SEP-01	11-SEP-01 11-SEP-01	20,202 13- 0 00	0.00 20,454.60	0.00 0.00	0 00 252.47
X	11,759 6400- 13,122.1100	PAYABLE IN USD RECEIVABLE IN EUR	06-SEP-01 12-SEP-01	12-SEP-01 12-SEP-01	11,759.64- 0.00	0.00 11,884.70	0.00 0.00	0.00 125.06
X	20,984 0900- 163,671 7200	PAYABLE IN USD RECEIVABLE IN HKD	06-SEP-01 10-SEP-01	10-SEP-01 10-SEP-01	20,984.09- 0.00	0.00 20,983.82	0.00 0.00	0.00 0.27-



Mellon Bank, N.A

FOREIGN EXCHANGE CONTRACT TRANSACTIONS
FOR THE PERIOD 01 JANUARY 2001 THROUGH 31 DECEMBER 2001

RUN DATE 19-FEB-02
PAGE 85
62540
BASE CURRENCY: USD

KNI F540481
JOHN S AND JAMES L KNIGHT FDN
CAPITAL GUARDIAN

TRAN CODE	UNITS	CONTRACT DESCRIPTION	TRADE DATE/ CONTRACT SETTLE DATE	ACTUAL PAY/REC SETTLE DATE	BASE COST	CURRENCY COST IN BASE	CURRENCY GAIN/LOSS	SETTLEMENT GAIN/LOSS
FX	42,775 4200- 5,175,826.0000	PAYABLE IN USD RECEIVABLE IN JPY	06-SEP-01 11-SEP-01	11-SEP-01 11-SEP-01	42,775 42- 0 00	0 00 43,609.78	0.00 0 00	0.00 834.34
FX	18,432 0000- 9,529.3400	PAYABLE IN AUD RECEIVABLE IN USD	07-SEP-01 11-SEP-01	11-SEP-01 11-SEP-01	0 00 9,529 34	9,564 36- 0.00	29 50 0 00	64 52 0.00
FX	89,797 3600- 81,347 4300	PAYABLE IN EUR RECEIVABLE IN USD	07-SEP-01 12-SEP-01	12-SEP-01 12-SEP-01	0 00 81,347 43	81,331.25- 0 00	1.78- 0.00	17.96 0 00
FX	9,421.7700- 13,767 0900	PAYABLE IN GBP RECEIVABLE IN USD	07-SEP-01 12-SEP-01	12-SEP-01 12-SEP-01	0 00 13,767 89	13,786.88- 0.00	0.00 0.00	19.79 0.00
FX	17,600 0000- 2,254 9600	PAYABLE IN HKD RECEIVABLE IN USD	07-SEP-01 11-SEP-01	11-SEP-01 11-SEP-01	0 00 2,254.96	2,256.44- 0 00	0.03 0.00	1.51 0.00
FX	13,195 0000- 22,100 1800	PAYABLE IN USD RECEIVABLE IN CHF	07-SEP-01 12-SEP-01	12-SEP-01 12-SEP-01	13,195 00- 0.00	0 00 15,306 15	0 00 0.00	0.00 111.15
FX	31,062.5800- 34,289 1900	PAYABLE IN USD RECEIVABLE IN EUR	07-SEP-01 11-SEP-01	11-SEP-01 11-SEP-01	31,062 58- 0.00	0.00 31,114.01	0 00 0.00	0.00 51.43
FX	67,171 6200- 74,149.0400	PAYABLE IN USD RECEIVABLE IN EUR	07-SEP-01 12-SEP-01	12-SEP-01 12-SEP-01	67,171 62- 0 00	0.00 67,156.79	0.00 0 00	0 00 14.83
FX	13,387 1400- 14,778.2100	PAYABLE IN USD RECEIVABLE IN EUR	07-SEP-01 13-SEP-01	13-SEP-01 13-SEP-01	13,387 14- 0 00	0.00 13,423.05	0.00 0.00	0 00 35.91
FX	3,290 4000- 2,249 5400	PAYABLE IN USD RECEIVABLE IN GBP	07-SEP-01 11-SEP-01	11-SEP-01 11-SEP-01	3,290 40- 0 00	0.00 3,305.25	0.00 0 00	0 00 14.85
FX	68,990.2300- 8,279,843 0000	PAYABLE IN USD RECEIVABLE IN JPY	07-SEP-01 12-SEP-01	12-SEP-01 12-SEP-01	68,990 23- 0 00	0.00 69,313.66	0.00 0 00	0 00 323.43
FX	10,542.8600- 93,048.1600	PAYABLE IN USD RECEIVABLE IN NOK	07-SEP-01 12-SEP-01	12-SEP-01 12-SEP-01	10,542 86- 0.00	0.00 10,543 82	0.00 0.00	0 00 0.96

FOREIGN EXCHANGE CONTRACT TRANSACTIONS
FOR THE PERIOD 01 JANUARY 2001 THROUGH 31 DECEMBER 2001

RUN DATE: 19-FEB-02
PAGE 86
62540
BASE CURRENCY: USD

KNI F540481
JOHN S AND JAMES L KNIGHT FDN
CAPITAL GUARDIAN

TRAN CODE	UNITS	CONTRACT DESCRIPTION	TRADE DATE/ CONTRACT SETTLE DATE	ACTUAL PAY/REC SETTLE DATE	BASE COST	CURRENCY COST IN BASE	CURRENCY GAIN/LOSS	SETTLEMENT GAIN/LOSS
FX	3,528 8100- 31,077.5000	PAYABLE IN USD RECEIVABLE IN NOK	07-SEP-01 12-SEP-01	12-SEP-01 12-SEP-01	3,528.81- 0.00	0.00 3,521.57	0.00 0.00	0.00 7.24
FX	69,316 8300- 35,641 3300	PAYABLE IN AUD RECEIVABLE IN USD	10-SEP-01 13-SEP-01	13-SEP-01 13-SEP-01	0 00 35,641.33	35,968.58- 0.00	284.20- 0.00	42.97 0.00
FX	765 0000- 690.0300	PAYABLE IN EUR RECEIVABLE IN USD	10-SEP-01 12-SEP-01	12-SEP-01 12-SEP-01	0 00 690.03	692.88- 0.00	0.02- 0.00	2.83 0.00
FX	3,649,637.0000- 30,197 7300	PAYABLE IN JPY RECEIVABLE IN USD	10-SEP-01 13-SEP-01	13-SEP-01 13-SEP-01	0 00 30,197.73	30,673.99- 0.00	14.57 0.00	498.83 0.00
FX	48,867 7800- 5,906,862 0000	PAYABLE IN USD RECEIVABLE IN JPY	10-SEP-01 13-SEP-01	13-SEP-01 13-SEP-01	48,867.78- 0.00	0.00 49,662.07	0 00 0.00	0 00 794.29
FX	68,404.7700- 34,231.6600	PAYABLE IN AUD RECEIVABLE IN USD	12-SEP-01 14-SEP-01	14-SEP-01 14-SEP-01	0 00 34,231.66	34,410.84- 0.00	199.10- 0.00	19.92 0.00
FX	34,245.2100- 31,059 7200	PAYABLE IN EUR RECEIVABLE IN USD	12-SEP-01 17-SEP-01	17-SEP-01 17-SEP-01	0 00 31,059.72	31,408 08- 0.00	80.39 0.00	428.75 0.00
FX	1,330 9700- 1,211.8500	PAYABLE IN EUR RECEIVABLE IN USD	12-SEP-01 14-SEP-01	14-SEP-01 14-SEP-01	0 00 1,211 85	1,208.24- 0.00	17.05 0.00	13.44 0.00
FX	43,910.9100- 39,789 8700	PAYABLE IN EUR RECEIVABLE IN USD	12-SEP-01 17-SEP-01	17-SEP-01 17-SEP-01	0 00 39,789 87	40,376.08- 0.00	0.00 0.00	586.21 0.00
FX	8,269.5800- 12,117 5800	PAYABLE IN GBP RECEIVABLE IN USD	12-SEP-01 17-SEP-01	17-SEP-01 17-SEP-01	0.00 12,117.58	12,122.38- 0.00	0.00 0.00	4.80 0.00
FX	5,919,993.0000- 49,622.7400	PAYABLE IN JPY RECEIVABLE IN USD	12-SEP-01 14-SEP-01	14-SEP-01 14-SEP-01	0.00 49,622.74	50,424 69- 0.00	48 44 0.00	850.39 0.00
FX	10,198.7400- 16,935.0100	PAYABLE IN USD RECEIVABLE IN CHF	12-SEP-01 13-SEP-01	13-SEP-01 13-SEP-01	10,198.74- 0.00	0.00 10,230.16	0.00 0.00	0 00 31.42



Mellon Bank, N.A

FOREIGN EXCHANGE CONTRACT TRANSACTIONS
FOR THE PERIOD 01 JANUARY 2001 THROUGH 31 DECEMBER 2001

RUN DATE 19-FEB-02
PAGE 87
G2540
BASE CURRENCY USD

KNI F540481
JOHN S AND JAMES L KNIGHT FDN
CAPITAL GUARDIAN

TRAN CODE	UNITS	CONTRACT DESCRIPTION	TRADE DATE/ CONTRACT SETTLE DATE	ACTUAL PAY/REC SETTLE DATE	BASE COST	CURRENCY COST IN BASE	CURRENCY GAIN/LOSS	SETTLEMENT GAIN/LOSS
FX	32,531 9400- 53,970 4900	PAYABLE IN USD RECEIVABLE IN CHF	12-SEP-01 17-SEP-01	17-SEP-01 17-SEP-01	32,531.94- 0 00	0 00 33,401.71	0.00 0.00	0.00 869.77
FX	18,859 5500- 20,811 2300	PAYABLE IN USD RECEIVABLE IN EUR	12-SEP-01 13-SEP-01	13-SEP-01 13-SEP-01	18,859 55- 0 00	0 00 18,902 84	0 00 0 00	0 00 43 29
FX	76,865 1800- 84,746 6200	PAYABLE IN USD RECEIVABLE IN EUR	12-SEP-01 14-SEP-01	14-SEP-01 14-SEP-01	76,865 18- 0 00	0 00 78,017 74	0.00 0.00	0 00 1,152.56
FX	36,546 0800- 39,984.6800	PAYABLE IN USD RECEIVABLE IN EUR	12-SEP-01 13-SEP-01	13-SEP-01 13-SEP-01	36,546 00- 0.00	0 00 36,318.08	0.00 0.00	0 00 227 92-
FX	32,306 8900- 35,603.8000	PAYABLE IN USD RECEIVABLE IN EUR	12-SEP-01 17-SEP-01	17-SEP-01 17-SEP-01	32,306 89- 0.00	0 00 32,737.68	0.00 0.01-	0.00 430 80
FX	124,473 1600- 14,849,648 0000	PAYABLE IN USD RECEIVABLE IN JPY	12-SEP-01 14-SEP-01	14-SEP-01 14-SEP-01	124,473 16- 0 00	0 00 126,606 26	0 00 0 00	0.00 2,133.10
FX	20,307 2100- 178,646 5700	PAYABLE IN USD RECEIVABLE IN NOK	12-SEP-01 17-SEP-01	17-SEP-01 17-SEP-01	20,307 21- 0 00	0 00 20,441.28	0 00 0 00	0.00 134.07
FX	5,790 3000- 8,488 5800	PAYABLE IN GBP RECEIVABLE IN USD	13-SEP-01 17-SEP-01	17-SEP-01 17-SEP-01	0 00 8,488 58	8,472 95- 0 00	15.05 0.00	0 58 0 00
FX	5,797,425.0000- 48,771.5500	PAYABLE IN JPY RECEIVABLE IN USD	13-SEP-01 18-SEP-01	18-SEP-01 18-SEP-01	0 00 48,771 55	49,375 35- 0 00	4.05- 0.00	599.75- 0.00
FX	69,043.5400- 113,874.8900	PAYABLE IN USD RECEIVABLE IN CHF	13-SEP-01 18-SEP-01	18-SEP-01 18-SEP-01	69,043 54- 0 00	0 00 70,897 08	0.00 0.00	0 00 1,853 54
FX	78,450 1200- 86,161 5800	PAYABLE IN USD RECEIVABLE IN EUR	13-SEP-01 17-SEP-01	17-SEP-01 17-SEP-01	78,450 12- 0.00	0 00 79,225.56	0.00 0.01-	0.00 775.45
FX	153,673 1800- 168,475 4300	PAYABLE IN USD RECEIVABLE IN EUR	13-SEP-01 18-SEP-01	18-SEP-01 18-SEP-01	153,673 18- 0 00	0 00 155,300.64	0.00 0.01-	0.00 1,627.47

FOREIGN EXCHANGE CONTRACT TRANSACTIONS
FOR THE PERIOD 01 JANUARY 2001 THROUGH 31 DECEMBER 2001

RUN DATE 19-FEB-02
PAGE 88
G2540
BASE CURRENCY: USD

KNI F540481
JOHN S AND JAMES L KNIGHT FDN
CAPITAL GUARDIAN

TRAN CODE	UNITS	CONTRACT DESCRIPTION	TRADE DATE/ CONTRACT SETTLE DATE	ACTUAL PAY/REC SETTLE DATE	BASE COST	CURRENCY COST IN BASE	CURRENCY GAIN/LOSS	SETTLEMENT GAIN/LOSS
FX	39,838 9500- 27,066 7100	PAYABLE IN USD RECEIVABLE IN GBP	13-SEP-01 18-SEP-01	18-SEP-01 18-SEP-01	39,838 95- 0.00	0 00 39,576.94	0.00 0.00	0.00 262 01-
FX	189,139 5400- 12,973,308 0000	PAYABLE IN USD RECEIVABLE IN JPY	13-SEP-01 18-SEP-01	18-SEP-01 18-SEP-01	189,139 54- 0 00	0 00 110,481.65	0.00 0.00	0 00 1,342.11
FX	13,343.2700- 116,834 9900	PAYABLE IN USD RECEIVABLE IN NOK	13-SEP-01 18-SEP-01	18-SEP-01 18-SEP-01	13,343 27- 0 00	0 00 13,484.33	0.00 0.00	0 00 141.06
FX	28,143 6000- 25,918 8500	PAYABLE IN EUR RECEIVABLE IN USD	14-SEP-01 19-SEP-01	19-SEP-01 19-SEP-01	0 00 25,918.85	26,004.16- 0.00	135.32 0.00	240.63- 0 00
FX	28,195.6300- 25,979.4500	PAYABLE IN EUR RECEIVABLE IN USD	14-SEP-01 19-SEP-01	19-SEP-01 19-SEP-01	0 00 25,979 45	26,052.24- 0.00	155.60 0.00	228.39- 0 00
FX	5,818,173.0000- 49,529 4300	PAYABLE IN JPY RECEIVABLE IN USD	14-SEP-01 19-SEP-01	19-SEP-01 19-SEP-01	0 00 49,529.43	49,599.01- 0.00	3 90 0.00	73.46- 0 00
FX	143,416.9400- 232,640.9200	PAYABLE IN USD RECEIVABLE IN CHF	14-SEP-01 19-SEP-01	19-SEP-01 19-SEP-01	143,416.94- 0 00	0 00 144,158 77	0.00 0.00	0.00 2,741.83
FX	17,000.4100- 18,452 6300	PAYABLE IN USD RECEIVABLE IN EUR	14-SEP-01 18-SEP-01	18-SEP-01 18-SEP-01	17,000.41- 0.00	0 00 17,009.63	0.00 0.00	0.00 9 22
FX	122,655.5600- 133,183.7300	PAYABLE IN USD RECEIVABLE IN EUR	14-SEP-01 19-SEP-01	19-SEP-01 19-SEP-01	122,655.56- 0.00	0 00 123,794.28	0.00 0.00	0.00 1,138.72
FX	26,063.8000- 28,287.1700	PAYABLE IN USD RECEIVABLE IN EUR	14-SEP-01 19-SEP-01	19-SEP-01 19-SEP-01	26,063.80- 0 00	0 00 26,292.92	0.00 0.00	0.00 229.12
FX	16,406 4600- 17,798 2900	PAYABLE IN USD RECEIVABLE IN EUR	14-SEP-01 19-SEP-01	19-SEP-01 19-SEP-01	16,406.46- 0.00	0 00 16,543.51	0.00 0.00	0.00 137 05
FX	17,257 9000- 18,728.0500	PAYABLE IN USD RECEIVABLE IN EUR	14-SEP-01 19-SEP-01	19-SEP-01 19-SEP-01	17,257.90- 0 00	0 00 17,407 72	0 00 0.00	0 00 149.82



Mellon Bank, N.A

KN1 F540481
JOHN S AND JAMES L KNIGHT FDN
CAPITAL GUARDIAN

FOREIGN EXCHANGE CONTRACT TRANSACTIONS
FOR THE PERIOD 01 JANUARY 2001 THROUGH 31 DECEMBER 2001

RUN DATE: 19-FEB-01
PAGE: 8
G2540
BASE CURRENCY: USD

TRAN CODE	UNITS	CONTRACT DESCRIPTION	TRADE DATE/ CONTRACT SETTLE DATE	ACTUAL PAY/REC SETTLE DATE	BASE COST	CURRENCY COST IN BASE	CURRENCY GAIN/LOSS	SETTLEMENT GAIN/LOSS
FX	56,385 4500- 38,337 1100	PAYABLE IN USD RECEIVABLE IN GBP	14-SEP-01 19-SEP-01	19-SEP-01 19-SEP-01	56,385 45- 0 00	0 00 56,282.71	0.00 0 00	0 01 102 7'
FX	181,361 3500- 13,986,816.0000	PAYABLE IN USD RECEIVABLE IN JPY	14-SEP-01 19-SEP-01	19-SEP-01 19-SEP-01	181,361 35- 0 00	0 00 101,511 71	0.00 0 00	0 01 150 34
FX	10,613 6200- 92,388 3800	PAYABLE IN USD RECEIVABLE IN MXZ	14-SEP-01 19-SEP-01	19-SEP-01 19-SEP-01	10,613 62- 0 00	0 00 10,818 31	0.00 0.00	0 01 284 6'
FX	98,120 7300- 57,484 3800	PAYABLE IN CAD RECEIVABLE IN USD	17-SEP-01 19-SEP-01	19-SEP-01 19-SEP-01	0 00 57,484 30	57,453.93- 0.00	8.28- 0.00	41.3' 0 01
FX	49,290.5800- 45,549.4200	PAYABLE IN EUR RECEIVABLE IN USD	17-SEP-01 19-SEP-01	19-SEP-01 19-SEP-01	0 00 45,549.42	45,685.45- 0.00	138.14 0 00	266 1. 0 01
FX	316 5000- 290.2800	PAYABLE IN EUR RECEIVABLE IN USD	17-SEP-01 19-SEP-01	19-SEP-01 19-SEP-01	0 00 290 20	294.19- 0 00	0.00 0.00	3 9' 0 01
FX	19,424.1400- 17,809 9900	PAYABLE IN EUR RECEIVABLE IN USD	17-SEP-01 19-SEP-01	19-SEP-01 19-SEP-01	0 00 17,809 99	17,947.55- 0.00	107 19 0.00	244 7' 0 01
FX	119,873 2700- 110,748 5200	PAYABLE IN EUR RECEIVABLE IN USD	17-SEP-01 20-SEP-01	20-SEP-01 20-SEP-01	0 00 110,748 52	111,239.39- 0.00	104 88- 0.00	385.9' 0 01
FX	17,869.0500- 26,181.7300	PAYABLE IN GBP RECEIVABLE IN USD	17-SEP-01 19-SEP-01	19-SEP-01 19-SEP-01	0 00 26,181 73	26,233.55- 0.00	0 00 0.00	51.8. 0 01
FX	6,544 4700- 9,574.5600	PAYABLE IN GBP RECEIVABLE IN USD	17-SEP-01 19-SEP-01	19-SEP-01 19-SEP-01	0 00 9,574 56	9,687.94- 0.00	0 00 0.00	33.3' 0 01
FX	2,869,372 8080- 24,476 6400	PAYABLE IN JPY RECEIVABLE IN USD	17-SEP-01 20-SEP-01	20-SEP-01 20-SEP-01	0 00 24,476 64	24,662.92- 0.00	33.66 0 00	219.9' 0 01
FX	44,926.3100- 70,454.3400	PAYABLE IN USD RECEIVABLE IN CAD	17-SEP-01 19-SEP-01	19-SEP-01 19-SEP-01	44,926 31- 0 00	0 00 44,989.70	0 00 0.00	0 01 16.6

KN1 F540481
JOHN S AND JAMES L KNIGHT FDN
CAPITAL GUARDIAN

FOREIGN EXCHANGE CONTRACT TRANSACTIONS
FOR THE PERIOD 01 JANUARY 2001 THROUGH 31 DECEMBER 2001

RUN DATE: 19-FEB-01
PAGE: 91
G2540
BASE CURRENCY: USD

TRAN CODE	UNITS	CONTRACT DESCRIPTION	TRADE DATE/ CONTRACT SETTLE DATE	ACTUAL PAY/REC SETTLE DATE	BASE COST	CURRENCY COST IN BASE	CURRENCY GAIN/LOSS	SETTLEMENT GAIN/LOSS
FX	13,659 5800- 22,091.6400	PAYABLE IN USD RECEIVABLE IN CHF	17-SEP-01 19-SEP-01	19-SEP-01 19-SEP-01	13,659.58- 0 00	0 00 13,879.27	0.00 0.00	0 01 219.6'
FX	9,684.4300- 15,338.2800	PAYABLE IN USD RECEIVABLE IN CHF	17-SEP-01 19-SEP-01	19-SEP-01 19-SEP-01	9,684.43- 0 00	0 00 9,636.41	0.00 0 00	0 01 31.91
FX	31,594.6700- 34,504.7500	PAYABLE IN USD RECEIVABLE IN EUR	17-SEP-01 18-SEP-01	18-SEP-01 18-SEP-01	31,594.67- 0.00	0 00 31,622.12	0.00 0.00	0 01 27.4'
FX	11,844.6400- 12,873.9800	PAYABLE IN USD RECEIVABLE IN EUR	17-SEP-01 19-SEP-01	19-SEP-01 19-SEP-01	11,844.64- 0.00	0 00 11,966.36	0.00 0 00	0 01 119.7'
FX	21,525 4900- 23,299.8100	PAYABLE IN USD RECEIVABLE IN EUR	17-SEP-01 20-SEP-01	20-SEP-01 20-SEP-01	21,525 49- 0 00	0 00 21,600.51	0.00 0.00	0 01 75.0'
FX	28,758 3500- 19,620.0800	PAYABLE IN USD RECEIVABLE IN GBP	17-SEP-01 20-SEP-01	20-SEP-01 20-SEP-01	28,758.33- 0 00	0 00 28,757.15	0 00 0.00	0 01 1.11
FX	21,923.7000- 2,570,893 0000	PAYABLE IN USD RECEIVABLE IN JPY	17-SEP-01 20-SEP-01	20-SEP-01 20-SEP-01	21,923.70- 0.00	0 00 22,120.70	0.00 0 00	0 01 197.0'
FX	485,080.0800- 199,543 5800	PAYABLE IN AUD RECEIVABLE IN USD	18-SEP-01 20-SEP-01	20-SEP-01 20-SEP-01	0 00 199,543.58	209,671.20- 0.00	9,722.78- 0.00	405.01 0 01
FX	8,848.4600- 5,614.7700	PAYABLE IN CAD RECEIVABLE IN USD	18-SEP-01 20-SEP-01	20-SEP-01 20-SEP-01	0 00 5,614.77	5,635.17- 0 00	5.02- 0.00	15.34 0 01
FX	37,840.4000- 23,568.6500	PAYABLE IN CAD RECEIVABLE IN USD	18-SEP-01 20-SEP-01	20-SEP-01 20-SEP-01	0 00 23,568.65	23,589.61- 0 00	0 00 0.00	28.9' 0 01
FX	120,255 6000- 111,333.4600	PAYABLE IN EUR RECEIVABLE IN USD	18-SEP-01 21-SEP-01	21-SEP-01 21-SEP-01	0 00 111,333.46	111,118.42- 0 00	964.29- 0.00	1,379.3' 0 01
FX	8,806.7800- 8,765.0900	PAYABLE IN GBP RECEIVABLE IN USD	18-SEP-01 20-SEP-01	20-SEP-01 20-SEP-01	0 00 8,765.09	8,807.41- 0 00	3.27- 0.00	39.0' 0 01



Mellon Trust

Mellon Bank, N.A

FOREIGN EXCHANGE CONTRACT TRANSACTIONS FOR THE PERIOD 01 JANUARY 2001 THROUGH 31 DECEMBER 2001

RUN DATE: 19-FEB-02

PAGE: 91

G2540

BASE CURRENCY: USD

KN1 F54048J
JOHN S AND JAMES L KNIGHT FDM
CAPITAL GUARDIAN

TRAN CODE	UNITS	CONTRACT DESCRIPTION	TRADE DATE/ CONTRACT SETTLE DATE	ACTUAL PAY/REC SETTLE DATE	BASE COST	CURRENCY COST IN BASE	CURRENCY GAIN/LOSS	SETTLEMENT GAIN/LOSS
FX	5,852 5100- 8,510 8000	PAYABLE IN GBP RECEIVABLE IN USD	18-SEP-01 20-SEP-01	20-SEP-01 20-SEP-01	0 00 8,510 80	8,551 89- 0 00	3.18- 0.00	37 91- 0 00
FX	23,329 7800- 34,203 7900	PAYABLE IN GBP RECEIVABLE IN USD	18-SEP-01 20-SEP-01	20-SEP-01 20-SEP-01	0 00 34,203 79	34,202.11- 0 00	7.65- 0.00	9.33 0 00
FX	6,015,850 0000- 51,281.6500	PAYABLE IN JPY RECEIVABLE IN USD	18-SEP-01 21-SEP-01	21-SEP-01 21-SEP-01	0 00 51,281 65	51,604 51- 0 00	12 81- 0 00	310.05- 0 00
FX	2,506 3700- 3,932 2500	PAYABLE IN USD RECEIVABLE IN CAD	18-SEP-01 20-SEP-01	20-SEP-01 20-SEP-01	2,506 37- 0 00	0 00 2,504.30	0.00 0.00	0.00 2.07-
FX	12,201 9100- 19,475 3400	PAYABLE IN USD RECEIVABLE IN CHF	18-SEP-01 21-SEP-01	21-SEP-01 21-SEP-01	12,201 91- 0 00	0.00 12,358 23	0.00 0.00	0 00 156.32
FX	15,436 9900- 16,712 1300	PAYABLE IN USD RECEIVABLE IN EUR	18-SEP-01 20-SEP-01	20-SEP-01 20-SEP-01	15,436 99- 0 00	0 00 15,493 82	0.00 0.00	0.00 56 83
FX	7,894 3400- 8,505 0000	PAYABLE IN USD RECEIVABLE IN EUR	18-SEP-01 20-SEP-01	20-SEP-01 20-SEP-01	7,894 34- 0.00	0 00 7,884 99	0.00 0.00	0 00 9.35-
FX	31,895 4200- 33,527 1400	PAYABLE IN USD RECEIVABLE IN EUR	18-SEP-01 21-SEP-01	21-SEP-01 21-SEP-01	31,895 42- 0 00	0.00 30,710.86	0.00 0.00	0.00 384 56-
FX	10,591 7600- 91,351.8200	PAYABLE IN USD RECEIVABLE IN NOK	18-SEP-01 21-SEP-01	21-SEP-01 21-SEP-01	10,591 76- 0.00	0.00 10,554 44	0.00 0.00	0.00 37 32-
FX	65,787 5000- 41,842 5800	PAYABLE IN CAD RECEIVABLE IN USD	19-SEP-01 21-SEP-01	21-SEP-01 21-SEP-01	0 00 41,842 58	41,830 68- 0 00	0.00 0.00	11 98 0 00
FX	27,417 6180- 17,281.1700	PAYABLE IN CHF RECEIVABLE IN USD	19-SEP-01 24-SEP-01	24-SEP-01 24-SEP-01	0 00 17,281 17	17,174 80- 0 00	25.93- 0.00	132.30 0.00
FX	79,260.0600- 73,786 3600	PAYABLE IN EUR RECEIVABLE IN USD	19-SEP-01 24-SEP-01	24-SEP-01 24-SEP-01	0 00 73,786 36	72,558.67- 0.00	27.79- 0.00	1,255 48 0 00

FOREIGN EXCHANGE CONTRACT TRANSACTIONS FOR THE PERIOD 01 JANUARY 2001 THROUGH 31 DECEMBER 2001

RUN DATE: 19-FEB-02

PAGE: 92

G2540

BASE CURRENCY: USD

KN1 F54048J
JOHN S AND JAMES L KNIGHT FDM
CAPITAL GUARDIAN

TRAN CODE	UNITS	CONTRACT DESCRIPTION	TRADE DATE/ CONTRACT SETTLE DATE	ACTUAL PAY/REC SETTLE DATE	BASE COST	CURRENCY COST IN BASE	CURRENCY GAIN/LOSS	SETTLEMENT GAIN/LOSS
FX	57,294 1800- 83,964.3000	PAYABLE IN GBP RECEIVABLE IN USD	19-SEP-01 21-SEP-01	21-SEP-01 21-SEP-01	0 00 83,964 30	83,448.28- 0 00	70.91- 0.00	594.93 0 00
FX	1 625 8600- 2,379 4500	PAYABLE IN GBP RECEIVABLE IN USD	19-SEP-01 21-SEP-01	21-SEP-01 21-SEP-01	0 00 2,379 45	2,371 54- 0 00	2.01- 0.00	9.92 0 00
FX	13,958.6600- 20,535 7000	PAYABLE IN GBP RECEIVABLE IN USD	19-SEP-01 24-SEP-01	24-SEP-01 24-SEP-01	0 00 20,535.70	20,408.19- 0 00	35.66 0.00	91 85 0.00
FX	30,094 1890- 47,258 4000	PAYABLE IN USD RECEIVABLE IN CAD	19-SEP-01 21-SEP-01	21-SEP-01 21-SEP-01	30,094 18- 0 00	0 00 30,089.71	0.00 4.15	0.00 8.62-
FX	125,805 7600- 199,598.3900	PAYABLE IN USD RECEIVABLE IN CHF	19-SEP-01 24-SEP-01	24-SEP-01 24-SEP-01	125,805.76- 0.00	0.00 124,842.63	0.00 0.00	0.00 963.13-
FX	67,641.8700- 72,678 4900	PAYABLE IN USD RECEIVABLE IN EUR	19-SEP-01 21-SEP-01	21-SEP-01 21-SEP-01	67,641 87- 0 00	0 00 66,573 51	0.00 0.01	0.00 1,068.37-
FX	39,775 3600- 42,726.0200	PAYABLE IN USD RECEIVABLE IN EUR	19-SEP-01 24-SEP-01	24-SEP-01 24-SEP-01	39,775 36- 0.00	0.00 39,098.58	0.00 0.00	0.00 676.78-
FX	26,728 5100- 18,289 9100	PAYABLE IN USD RECEIVABLE IN GBP	19-SEP-01 21-SEP-01	21-SEP-01 21-SEP-01	26,728.51- 0.00	0.00 26,539 12	0.00 0.00	0.00 189.39-
FX	15,185 1800- 10,321 7700	PAYABLE IN USD RECEIVABLE IN GBP	19-SEP-01 24-SEP-01	24-SEP-01 24-SEP-01	15,185.18- 0 00	0 00 15,117.25	0 00 0.01-	0 00 67.92-
FX	71,823 9900- 8,426,591 0000	PAYABLE IN USD RECEIVABLE IN JPY	19-SEP-01 25-SEP-01	25-SEP-01 25-SEP-01	71,823 99- 0 00	0.00 71,781 17	0.00 0.01	0 00 42.83-
FX	10,629 7900- 90,735 9800	PAYABLE IN USD RECEIVABLE IN NOK	19-SEP-01 24-SEP-01	24-SEP-01 24-SEP-01	10,629 79- 0 00	0 00 10,397.27	0.00 0.00	0.00 232.52-
FX	54 8600- 34.3600	PAYABLE IN CHF RECEIVABLE IN USD	20-SEP-01 24-SEP-01	24-SEP-01 24-SEP-01	0 00 34.36	34 37- 0 00	0.06- 0.00	0.05 0 00



Mellon Bank N.A

KNI F540481
JOHN S AND JAMES L KNIGHT FDN
CAPITAL GUARDIAN

FOREIGN EXCHANGE CONTRACT TRANSACTIONS
FOR THE PERIOD 01 JANUARY 2001 THROUGH 31 DECEMBER 2001

RUN DATE 19-FEB-02
PAGE 93
BASE CURRENCY USD

TRAN CODE	UNITS	CONTRACT DESCRIPTION	TRADE DATE/ CONTRACT SETTLE DATE	ACTUAL PAY/REC SETTLE DATE	BASE COST	CURRENCY COST IN BASE	CURRENCY GAIN/LOSS	SETTLEMENT GAIN/LOSS
FX	14,182 7800- 13,144 0300	PAYABLE IN EUR RECEIVABLE IN USD	20-SEP-01 25-SEP-01	25-SEP-01 25-SEP-01	0 00 13,144 03	13,000.95- 0.00	96.87 0.00	46.23 0.00
FX	14,757 1500- 21,625 1300	PAYABLE IN GBP RECEIVABLE IN USD	20-SEP-01 24-SEP-01	24-SEP-01 24-SEP-01	0 00 21,625 13	21,611 23- 0.00	2.09 0.00	11.81 0.00
FX	3,849 7600- 5,435 2800	PAYABLE IN GBP RECEIVABLE IN USD	20-SEP-01 24-SEP-01	24-SEP-01 24-SEP-01	0 00 5,435.28	5,628 52- 0.00	9 84 0.00	3.88 0.00
FX	10,313 5500- 15,096 9700	PAYABLE IN GBP RECEIVABLE IN USD	20-SEP-01 24-SEP-01	24-SEP-01 24-SEP-01	0 00 15,094 97	15,078 88- 0.00	26 35 0.00	8.26 0.00
FX	173 7400- 254 3200	PAYABLE IN GBP RECEIVABLE IN USD	20-SEP-01 24-SEP-01	24-SEP-01 24-SEP-01	0 00 254 32	254.82- 0.00	0.44 0.00	0.14 0.00
FX	10,872 1400- 17,264 9600	PAYABLE IN USD RECEIVABLE IN CHF	20-SEP-01 25-SEP-01	25-SEP-01 25-SEP-01	10,872 14- 0 00	0.00 10,867 91	0.00 0.00	0.00 15.77
FX	92,229.6500- 99,559 2000	PAYABLE IN USD RECEIVABLE IN EUR	20-SEP-01 25-SEP-01	25-SEP-01 25-SEP-01	92,229 65- 0 00	0.00 91,942 92	0.00 0.00	0.00 286.73
FX	111,012 4200- 12,879,108.0000	PAYABLE IN USD RECEIVABLE IN JPY	20-SEP-01 26-SEP-01	26-SEP-01 26-SEP-01	111,012 42- 0 00	0 00 109,251 43	0.00 0.00	0.00 1,760.99
FX	56,909 2100- 36,200.6400	PAYABLE IN CAD RECEIVABLE IN USD	21-SEP-01 25-SEP-01	25-SEP-01 25-SEP-01	0.00 36,200 64	36,275.63- 0 00	0.00 0.00	74 99 0.00
FX	52,917 0300- 33,475 2700	PAYABLE IN CHF RECEIVABLE IN USD	21-SEP-01 26-SEP-01	26-SEP-01 26-SEP-01	0 00 33,475.27	33,074.78- 0.00	84 11- 0.00	484.60 0.00
FX	53,915 5900- 49,244 8800	PAYABLE IN EUR RECEIVABLE IN USD	21-SEP-01 26-SEP-01	26-SEP-01 26-SEP-01	0.00 49,244 88	49,696 05- 0 00	29.01- 0.00	422.16 0.00
FX	38,754 1500- 56,348 5300	PAYABLE IN GBP RECEIVABLE IN USD	21-SEP-01 25-SEP-01	25-SEP-01 25-SEP-01	0.00 56,348 53	56,956 97- 0.00	0.00 0.00	608.64 0.00

KNI F540481
JOHN S AND JAMES L KNIGHT FDN
CAPITAL GUARDIAN

FOREIGN EXCHANGE CONTRACT TRANSACTIONS
FOR THE PERIOD 01 JANUARY 2001 THROUGH 31 DECEMBER 2001

RUN DATE: 19-FEB-02
PAGE 94
BASE CURRENCY: USD

TRAN CODE	UNITS	CONTRACT DESCRIPTION	TRADE DATE/ CONTRACT SETTLE DATE	ACTUAL PAY/REC SETTLE DATE	BASE COST	CURRENCY COST IN BASE	CURRENCY GAIN/LOSS	SETTLEMENT GAIN/LOSS
FX	15 6400- 22.7200	PAYABLE IN GBP RECEIVABLE IN USD	21-SEP-01 25-SEP-01	25-SEP-01 25-SEP-01	0.00 22.72	22 90- 0.00	0.09 0.00	0.27 0.00
FX	10,425.9600- 15,468.2100	PAYABLE IN GBP RECEIVABLE IN USD	21-SEP-01 25-SEP-01	25-SEP-01 25-SEP-01	0 00 15,468.21	15,616.97- 0.00	0 00 0.00	148.76 0.00
FX	184,390 2700- 291,391.9500	PAYABLE IN USD RECEIVABLE IN CHF	21-SEP-01 25-SEP-01	25-SEP-01 25-SEP-01	184,390.27- 0.00	0.00 183,762.34	0.00 0.00	0.00 627.93
FX	27,034.1800- 29,582.0900	PAYABLE IN USD RECEIVABLE IN EUR	21-SEP-01 26-SEP-01	26-SEP-01 26-SEP-01	27,034 18- 0 00	0.00 27,251.02	0.00 0.00	0.00 216.84
FX	12,184 1500- 13,339.7700	PAYABLE IN USD RECEIVABLE IN EUR	21-SEP-01 26-SEP-01	26-SEP-01 26-SEP-01	12,184.15- 0.00	0 00 12,288.60	0.00 0.00	0.00 104.45
FX	9,248 5900- 10,052 8100	PAYABLE IN USD RECEIVABLE IN EUR	21-SEP-01 25-SEP-01	25-SEP-01 25-SEP-01	9,248.59- 0 00	0.00 9,283.77	0.00 0.00	0.00 35.18
FX	58,878.0000- 48,447.9100	PAYABLE IN USD RECEIVABLE IN GBP	21-SEP-01 26-SEP-01	26-SEP-01 26-SEP-01	58,878.00- 0 00	0.00 59,656 62	0.00 0.00	0.00 778.62
FX	59,173.3400- 6,901,978 0000	PAYABLE IN USD RECEIVABLE IN JPY	21-SEP-01 27-SEP-01	27-SEP-01 27-SEP-01	59,173.34- 0.00	0.00 57,679.92	0.00 0.01	0.00 1,493.43
FX	53,291.8000- 33,949.6600	PAYABLE IN CAD RECEIVABLE IN USD	24-SEP-01 26-SEP-01	26-SEP-01 26-SEP-01	0 00 33,949.64	33,888.77- 0 00	3.22- 0.00	64.11 0.00
FX	88,434 7900- 88,192 4900	PAYABLE IN GBP RECEIVABLE IN USD	24-SEP-01 26-SEP-01	26-SEP-01 26-SEP-01	0 00 88,192.49	89,135.27- 0.00	0.00 0.00	942.78 0.00
FX	2,500.2800- 3,641.6400	PAYABLE IN GBP RECEIVABLE IN USD	24-SEP-01 25-SEP-01	25-SEP-01 25-SEP-01	0.00 3,641.64	3,674 66- 0.00	0.00 0.00	33.00 0.00
FX	47,763 6000- 69,887 7800	PAYABLE IN GBP RECEIVABLE IN USD	24-SEP-01 27-SEP-01	27-SEP-01 27-SEP-01	0.00 69,887.78	70,484.74- 0.00	0.00 0.00	597.04 0.00



Mellon Bank, N.A

FOREIGN EXCHANGE CONTRACT TRANSACTIONS
FOR THE PERIOD 01 JANUARY 2001 THROUGH 31 DECEMBER 2001

RUN DATE 19-FEB-02
PAGE 95
BASE CURRENCY USD

KNI F540481
JOHN S AND JAMES L KNIGHT FDN
CAPITAL GUARDIAN

TRAN CODE	UNITS	CONTRACT DESCRIPTION	TRADE DATE/ CONTRACT SETTLE DATE	ACTUAL PAY/REC SETTLE DATE	BASE COST	CURRENCY COST IN BASE	CURRENCY GAIN/LOSS	SETTLEMENT GAIN/LOSS
FX	109,945 1200- 175,824.2300	PAYABLE IN USD RECEIVABLE IN CHF	24-SEP-01 26-SEP-01	26-SEP-01 26-SEP-01	109,945 12- 0 00	0 00 109,616 10	0 00 0 00	0 00 329 02-
FX	24,401 5900- 26,668 4000	PAYABLE IN USD RECEIVABLE IN EUR	24-SEP-01 27-SEP-01	27-SEP-01 27-SEP-01	24,401 59- 0 00	0 00 24,545 60	0 00 0 00	0 00 144 01
FX	3,062 9700- 3,329 3100	PAYABLE IN USD RECEIVABLE IN EUR	24-SEP-01 26-SEP-01	26-SEP-01 26-SEP-01	3,062 97- 0 00	0 00 3,066 96	0 00 0 00	0 00 3 99
FX	8,044 1900- 8,743 6800	PAYABLE IN USD RECEIVABLE IN EUR	24-SEP-01 26-SEP-01	26-SEP-01 26-SEP-01	8,044 19- 0 00	0 00 8,054 68	0 00 0 00	0 00 10 49
FX	8,890 8100- 1,033,735 0000	PAYABLE IN USD RECEIVABLE IN JPY	24-SEP-01 27-SEP-01	27-SEP-01 27-SEP-01	8,890 81- 0 00	0 00 8,638.94	0 00 0 00	0 00 251.87-
FX	56,328 7100- 35,911 7800	PAYABLE IN CAD RECEIVABLE IN USD	25-SEP-01 27-SEP-01	27-SEP-01 27-SEP-01	0 00 35,911 78	35,702.81- 0 00	4.28- 0 00	213 25 0 00
FX	16,471.2200- 10,359.2600	PAYABLE IN CHF RECEIVABLE IN USD	25-SEP-01 28-SEP-01	28-SEP-01 28-SEP-01	0 00 10,359 26	10,275 19- 0 00	85.76- 0 00	169 83 0 00
FX	35,281 8000- 32,558 0500	PAYABLE IN EUR RECEIVABLE IN USD	25-SEP-01 27-SEP-01	27-SEP-01 27-SEP-01	0 00 32,558 05	32,493.76- 0 00	20.39- 0 00	84 68 0 00
FX	240 2900- 219 7000	PAYABLE IN EUR RECEIVABLE IN USD	25-SEP-01 27-SEP-01	27-SEP-01 27-SEP-01	0 00 219 70	221 30- 0 00	0 14- 0 00	1 46- 0 00
FX	3,450 0000- 3,154.3400	PAYABLE IN EUR RECEIVABLE IN USD	25-SEP-01 27-SEP-01	27-SEP-01 27-SEP-01	0 00 3,154 34	3,177 37- 0 00	1.99- 0 00	21.04- 0 00
FX	3,686 1600- 3,370.2600	PAYABLE IN EUR RECEIVABLE IN USD	25-SEP-01 27-SEP-01	27-SEP-01 27-SEP-01	0 00 3,370 26	3,394 87- 0 00	2.13- 0 00	22.48- 0 00
FX	47,920 2900- 44,235 2200	PAYABLE IN EUR RECEIVABLE IN USD	25-SEP-01 28-SEP-01	28-SEP-01 28-SEP-01	0 00 44,235 22	44,006.82- 0 00	365.81- 0 00	594 21 0 00

FOREIGN EXCHANGE CONTRACT TRANSACTIONS
FOR THE PERIOD 01 JANUARY 2001 THROUGH 31 DECEMBER 2001

RUN DATE 19-FEB-02
PAGE 96
BASE CURRENCY: USD

KNI F540481
JOHN S AND JAMES L KNIGHT FDN
CAPITAL GUARDIAN

TRAN CODE	UNITS	CONTRACT DESCRIPTION	TRADE DATE/ CONTRACT SETTLE DATE	ACTUAL PAY/REC SETTLE DATE	BASE COST	CURRENCY COST IN BASE	CURRENCY GAIN/LOSS	SETTLEMENT GAIN/LOSS
FX	67,246.4300- 98,845.5300	PAYABLE IN GBP RECEIVABLE IN USD	25-SEP-01 28-SEP-01	28-SEP-01 28-SEP-01	0 00 98,845.53	98,832 07- 0 00	0 01 0 00	13 45 0 00
FX	2,950.0000- 1,295 2400	PAYABLE IN CAD RECEIVABLE IN USD	26-SEP-01 28-SEP-01	28-SEP-01 28-SEP-01	0 00 1,295.24	1,292 85- 0 00	1.47- 0 00	3.86 0 00
FX	25,195.1100- 15,748.9300	PAYABLE IN CHF RECEIVABLE IN USD	26-SEP-01 01-OCT-01	01-OCT-01 01-OCT-01	0 00 15,760.93	15,621.55- 0 00	59.41- 0 00	198 79 0 00
FX	28,123.6400- 25,956.4300	PAYABLE IN EUR RECEIVABLE IN USD	26-SEP-01 01-OCT-01	01-OCT-01 01-OCT-01	0 00 25,956.43	25,711.82- 0 00	41.00 0 00	283 61 0 00
FX	27,959 4600- 25,806.5000	PAYABLE IN EUR RECEIVABLE IN USD	26-SEP-01 28-SEP-01	28-SEP-01 28-SEP-01	0 00 25,806.58	25,676.11- 0 00	213.43- 0 00	343.90 0 00
FX	99,877 1900- 146,094 2700	PAYABLE IN GBP RECEIVABLE IN USD	26-SEP-01 01-OCT-01	01-OCT-01 01-OCT-01	0 00 146,094 27	146,436 04- 0 00	39.68 0 00	381.45- 0 00
FX	2,431,995.0000- 20,623.4700	PAYABLE IN JPY RECEIVABLE IN USD	26-SEP-01 01-OCT-01	01-OCT-01 01-OCT-01	0 00 20,623 47	20,286.52- 0 00	45.95- 0 00	382.90 0 00
FX	15,965.6000- 25,532.1900	PAYABLE IN USD RECEIVABLE IN CHF	26-SEP-01 28-SEP-01	28-SEP-01 28-SEP-01	15,965 60- 0 00	0 00 15,794 74	0 00 0 00	0 00 170.86-
FX	25,229.0500- 2,974,000 0000	PAYABLE IN USD RECEIVABLE IN JPY	26-SEP-01 01-OCT-01	01-OCT-01 01-OCT-01	25,229.05- 0 00	0 00 24,764.62	0 00 0 01-	0 00 468 42-
FX	17,671 0700- 10,954 9300	PAYABLE IN CHF RECEIVABLE IN USD	27-SEP-01 02-OCT-01	02-OCT-01 02-OCT-01	0 00 10,954.93	10,947.12- 0 00	37.71- 0 00	45 52 0 00
FX	42,183 8400- 38,638 6900	PAYABLE IN EUR RECEIVABLE IN USD	27-SEP-01 02-OCT-01	02-OCT-01 02-OCT-01	0 00 38,638 69	38,527.26- 0 00	44.87 0 00	67.36 0 00
FX	354.4700- 521.2500	PAYABLE IN GBP RECEIVABLE IN USD	27-SEP-01 01-OCT-01	01-OCT-01 01-OCT-01	0 00 521.25	520 96- 0 00	3.89 0 00	2.80- 0 00



Mellon Bank, N.A.

KNI F540481
JOHN S AND JAMES L KNIGHT FDN
CAPITAL GUARDIAN

FOREIGN EXCHANGE CONTRACT TRANSACTIONS
FOR THE PERIOD 01 JANUARY 2001 THROUGH 31 DECEMBER 2001

RUN DATE 19-FEB-0
PAGE 9
BASE CURRENCY USD

TRAN CODE	UNITS	CONTRACT DESCRIPTION	TRADE DATE/ CONTRACT SETTLE DATE	ACTUAL PAY/REC SETTLE DATE	BASE COST	CURRENCY COST IN BASE	CURRENCY GAIN/LOSS	SETTLEMEN GAIN/LOSS
FX	5,562,579 0000- 46,446 9400	PAYABLE IN JPY RECEIVABLE IN USD	27-SEP-01 02-OCT-01	02-OCT-01 02-OCT-01	0 00 46,446 94	46,085 60- 0 00	43.48- 0 00	404 8. 0 01
FX	11,336 7700- 18,287.3400	PAYABLE IN USD RECEIVABLE IN CHF	27-SEP-01 01-OCT-01	01-OCT-01 01-OCT-01	11,336 77- 0 00	0 00 11,295.45	0 00 0 00	0 01 41.3.
FX	13,218 3700- 21,322.1600	PAYABLE IN USD RECEIVABLE IN CHF	27-SEP-01 02-OCT-01	02-OCT-01 02-OCT-01	13,218.37- 0 00	0 00 13,163.45	0 00 0 00	0 01 54.9.
FX	11,451.5600- 12,478.5400	PAYABLE IN USD RECEIVABLE IN EUR	27-SEP-01 01-OCT-01	01-OCT-01 01-OCT-01	11,451 56- 0 00	0 00 11,426.60	0 00 0 00	0 01 24 91
FX	49,771 5000- 33,768 5700	PAYABLE IN USD RECEIVABLE IN GBP	27-SEP-01 02-OCT-01	02-OCT-01 02-OCT-01	49,771 50- 0 00	0 00 49,514.84	0 00 0 01-	0 01 256 61
FX	144,167 1700- 88,865 9100	PAYABLE IN CHF RECEIVABLE IN USD	28-SEP-01 03-OCT-01	03-OCT-01 03-OCT-01	0 00 88,865 91	89,412.40- 0 00	126.86 0 00	673 31 0 01
FX	3,018.7500- 2,741.0000	PAYABLE IN EUR RECEIVABLE IN USD	28-SEP-01 02-OCT-01	02-OCT-01 02-OCT-01	0 00 2,741 00	2,762.32- 0 00	3 16 0 00	24 41 0 01
FX	92,812.3300- 84,474.0700	PAYABLE IN EUR RECEIVABLE IN USD	28-SEP-01 03-OCT-01	03-OCT-01 03-OCT-01	0 00 84,474 07	85,154.22- 0 00	270.25 0 00	950 41 0 01
FX	20,156.0000- 15.3700	PAYABLE IN KRW RECEIVABLE IN USD	28-SEP-01 09-OCT-01	09-OCT-01 09-OCT-01	0 00 15 37	15.40- 0 00	0 00 0 00	0 01 0 01
FX	15,464.3100- 25,852.1800	PAYABLE IN USD RECEIVABLE IN CHF	28-SEP-01 02-OCT-01	02-OCT-01 02-OCT-01	15,464 31- 0 00	0 00 25,466.22	0 00 0 00	0 01 1.9
FX	1,240.7200- 842.4500	PAYABLE IN USD RECEIVABLE IN GBP	28-SEP-01 01-OCT-01	01-OCT-01 01-OCT-01	1,240.72- 0 00	0 00 1,244.80	0 00 0 00	0 01 3.21
FX	55,770.1700- 6,656,672 0000	PAYABLE IN USD RECEIVABLE IN JPY	28-SEP-01 03-OCT-01	03-OCT-01 03-OCT-01	55,770 17- 0 00	0 00 55,143.70	0 00 0 00	0 01 626 4.

KNI F540481
JOHN S AND JAMES L KNIGHT FDN
CAPITAL GUARDIAN

FOREIGN EXCHANGE CONTRACT TRANSACTIONS
FOR THE PERIOD 01 JANUARY 2001 THROUGH 31 DECEMBER 2001

RUN DATE: 19-FEB-0
PAGE 91
BASE CURRENCY: USD

TRAN CODE	UNITS	CONTRACT DESCRIPTION	TRADE DATE/ CONTRACT SETTLE DATE	ACTUAL PAY/REC SETTLE DATE	BASE COST	CURRENCY COST IN BASE	CURRENCY GAIN/LOSS	SETTLEMEN GAIN/LOSS
FX	18,043.8900- 8,841.5100	PAYABLE IN AUD RECEIVABLE IN USD	01-OCT-01 03-OCT-01	03-OCT-01 03-OCT-01	0 00 8,841.51	8,904.66- 0 00	63.15 0 00	126.31 0 01
FX	6,652 8000- 6,067.3500	PAYABLE IN EUR RECEIVABLE IN USD	01-OCT-01 03-OCT-01	03-OCT-01 03-OCT-01	0 00 6,067.35	6,103.87- 0 00	19.37 0 00	55.84 0 01
FX	5,152.8000- 7,582.3500	PAYABLE IN GBP RECEIVABLE IN USD	01-OCT-01 03-OCT-01	03-OCT-01 03-OCT-01	0 00 7,582.35	7,562.37- 0 00	45.74 0 00	25.71 0 01
FX	481,950.0000- 4,001.9100	PAYABLE IN JPY RECEIVABLE IN USD	01-OCT-01 03-OCT-01	03-OCT-01 03-OCT-01	0 00 4,001.91	3,989.15- 0 00	3.31 0 00	9.41 0 01
FX	5,519,450.0000- 45,890.0100	PAYABLE IN JPY RECEIVABLE IN USD	01-OCT-01 04-OCT-01	04-OCT-01 04-OCT-01	0 00 45,890.01	45,766.75- 0 00	3.41 0 00	119.81 0 01
FX	14,025.7100- 22,783 4200	PAYABLE IN USD RECEIVABLE IN CHF	01-OCT-01 03-OCT-01	03-OCT-01 03-OCT-01	14,025.71- 0 00	0 00 14,180.63	0 00 0 00	0 01 74.91
FX	259.1900- 176.1400	PAYABLE IN USD RECEIVABLE IN GBP	01-OCT-01 03-OCT-01	03-OCT-01 03-OCT-01	259.19- 0 00	0 00 260.07	0 00 0 00	0 01 0 01
FX	47,013.7600- 31,787.5300	PAYABLE IN USD RECEIVABLE IN GBP	01-OCT-01 04-OCT-01	04-OCT-01 04-OCT-01	47,013.76- 0 00	0 00 46,947.00	0 00 0 00	0 01 66.71
FX	41,556.8300- 4,998,456 0000	PAYABLE IN USD RECEIVABLE IN JPY	01-OCT-01 04-OCT-01	04-OCT-01 04-OCT-01	41,556.83- 0 00	0 00 41,448.29	0 00 0 00	0 01 108.54
FX	22,288 0000- 20,293.0200	PAYABLE IN EUR RECEIVABLE IN USD	02-OCT-01 04-OCT-01	04-OCT-01 04-OCT-01	0 00 20,293.02	20,362.25- 0 00	86 97- 0 00	17.71 0 01
FX	7,281 6700- 6,583 0500	PAYABLE IN EUR RECEIVABLE IN USD	02-OCT-01 04-OCT-01	04-OCT-01 04-OCT-01	0 00 6,583.05	6,605.50- 0 00	28.21- 0 00	5 71 0 01
FX	1,843.3500- 2,694.9800	PAYABLE IN GBP RECEIVABLE IN USD	02-OCT-01 04-OCT-01	04-OCT-01 04-OCT-01	0 00 2,694.98	2,786.34- 0 00	16.10 0 00	27.44 0 01



Mellon Bank N.A

FOREIGN EXCHANGE CONTRACT TRANSACTIONS
FOR THE PERIOD 01 JANUARY 2001 THROUGH 31 DECEMBER 2001

RUN DATE: 19-FEB-02
PAGE: 99
G2540
BASE CURRENCY: USD

NI F540481
JOHN S AND JAMES L KNIGHT FDN
CAPITAL GUARDIAN

Table with columns: TRAN CODE, UNITS, CONTRACT DESCRIPTION, TRADE DATE/ CONTRACT SETTLE DATE, ACTUAL PAY/REC SETTLE DATE, BASE COST, CURRENCY COST IN BASE, CURRENCY GAIN/LOSS, SETTLEMENT GAIN/LOSS. Contains 18 rows of transaction data.

FOREIGN EXCHANGE CONTRACT TRANSACTIONS
FOR THE PERIOD 01 JANUARY 2001 THROUGH 31 DECEMBER 2001

RUN DATE: 19-FEB-02
PAGE: 100
G2540
BASE CURRENCY: USD

NI F540481
JOHN S AND JAMES L KNIGHT FDN
CAPITAL GUARDIAN

Table with columns: TRAN CODE, UNITS, CONTRACT DESCRIPTION, TRADE DATE/ CONTRACT SETTLE DATE, ACTUAL PAY/REC SETTLE DATE, BASE COST, CURRENCY COST IN BASE, CURRENCY GAIN/LOSS, SETTLEMENT GAIN/LOSS. Contains 18 rows of transaction data.



Mellon Bank, N.A

FOREIGN EXCHANGE CONTRACT TRANSACTIONS
FOR THE PERIOD 01 JANUARY 2001 THROUGH 31 DECEMBER 2001

RUN DATE: 19-FEB-02
PAGE: 101
62540
BASE CURRENCY: USD

KNI F540481
JOHN S AND JAMES L KNIGHT FDN
CAPITAL GUARDIAN

TRAN CODE	UNITS	CONTRACT DESCRIPTION	TRADE DATE/ CONTRACT SETTLE DATE	ACTUAL PAY/REC SETTLE DATE	BASE COST	CURRENCY COST IN BASE	CURRENCY GAIN/LOSS	SETTLEMENT GAIN/LOSS
FX	10,194.9500- 89,394.4300	PAYABLE IN USD RECEIVABLE IN NOK	05-OCT-01 10-OCT-01	10-OCT-01 10-OCT-01	10,194.95- 0.00	0.00 10,196.18	0.00 0.01-	0.00 1.16
FX	99,627.5000- 67,361.5900	PAYABLE IN CHF RECEIVABLE IN EUR	08-OCT-01 10-OCT-01	10-OCT-01 10-OCT-01	0.00 0.00	61,437.37- 61,393.17	229.04- 0.00	697.59 511.95
FX	1,317,343.2300- 1,430,666.3100	PAYABLE IN USD RECEIVABLE IN EUR	08-OCT-01 10-OCT-01	10-OCT-01 10-OCT-01	1,317,343.23- 0.00	0.00 1,303,909.27	0.00 0.00	0.00 13,433.96
FX	6,505.3700- 5,517.1800	PAYABLE IN AUD RECEIVABLE IN EUR	09-OCT-01 11-OCT-01	11-OCT-01 11-OCT-01	0.00 0.00	3,271.74- 3,172.16	27.51- 0.00	14.76 57.33
FX	13,440.0000- 7,266.4400	PAYABLE IN AUD RECEIVABLE IN EUR	09-OCT-01 11-OCT-01	11-OCT-01 11-OCT-01	0.00 0.00	6,759.38- 6,553.60	56.05- 0.00	30.48 118.45
FX	26,522.1000- 190,192.6200	PAYABLE IN EUR RECEIVABLE IN HKD	09-OCT-01 11-OCT-01	11-OCT-01 11-OCT-01	0.00 0.00	24,166.32- 24,383.98	246.04- 0.00	463.39 0.31
FX	24,993.1100- 2,760,239.0000	PAYABLE IN EUR RECEIVABLE IN JPY	09-OCT-01 11-OCT-01	11-OCT-01 11-OCT-01	0.00 0.00	22,773.14- 22,745.16	231.05- 0.00	445.38 241.51
FX	49,585.9600- 5,443,051.0000	PAYABLE IN EUR RECEIVABLE IN JPY	09-OCT-01 12-OCT-01	12-OCT-01 12-OCT-01	0.00 0.00	45,139.92- 44,822.75	220.00- 0.00	408.62 505.79
FX	6,601.0000- 10,411.6700	PAYABLE IN GBP RECEIVABLE IN EUR	09-OCT-01 11-OCT-01	11-OCT-01 11-OCT-01	0.00 0.00	9,630.04- 9,390.29	102.16- 0.00	32.12 169.71
FX	27,382.3300- 43,706.8300	PAYABLE IN GBP RECEIVABLE IN EUR	09-OCT-01 12-OCT-01	12-OCT-01 12-OCT-01	0.00 0.00	39,859.78- 39,594.02	141.71- 0.00	413.54 537.59
FX	164,002.0900- 16,868.3000	PAYABLE IN SEK RECEIVABLE IN EUR	09-OCT-01 11-OCT-01	11-OCT-01 11-OCT-01	0.00 0.00	15,520.95- 15,213.52	37.40 0.00	69.88 274.95
FX	41,560.3500- 61,604.9100	PAYABLE IN EUR RECEIVABLE IN CHF	10-OCT-01 15-OCT-01	15-OCT-01 15-OCT-01	0.00 0.00	37,809.64- 37,796.74	97.78- 0.00	135.97 51.09

FOREIGN EXCHANGE CONTRACT TRANSACTIONS
FOR THE PERIOD 01 JANUARY 2001 THROUGH 31 DECEMBER 2001

RUN DATE: 19-FEB-02
PAGE: 102
62540
BASE CURRENCY: USD

KNI F540481
JOHN S AND JAMES L KNIGHT FDN
CAPITAL GUARDIAN

TRAN CODE	UNITS	CONTRACT DESCRIPTION	TRADE DATE/ CONTRACT SETTLE DATE	ACTUAL PAY/REC SETTLE DATE	BASE COST	CURRENCY COST IN BASE	CURRENCY GAIN/LOSS	SETTLEMENT GAIN/LOSS
FX	26,696.2400- 190,109.2900	PAYABLE IN EUR RECEIVABLE IN HKD	10-OCT-01 12-OCT-01	12-OCT-01 12-OCT-01	0.00 0.00	24,302.57- 24,372.99	118.45- 0.00	189.49 0.62
FX	58,710.0700- 6,435,211.0000	PAYABLE IN EUR RECEIVABLE IN JPY	10-OCT-01 15-OCT-01	15-OCT-01 15-OCT-01	0.00 0.00	53,411.64- 53,176.97	138.12- 0.00	217.28 313.83
FX	22,453.2000- 35,776.2900	PAYABLE IN GBP RECEIVABLE IN EUR	10-OCT-01 15-OCT-01	15-OCT-01 15-OCT-01	0.00 0.00	32,515.97- 32,463.41	23.94- 0.00	114.48 143.10
FX	26,721.7500- 2,922,558.0000	PAYABLE IN EUR RECEIVABLE IN JPY	11-OCT-01 16-OCT-01	16-OCT-01 16-OCT-01	0.00 0.00	24,309.09- 24,107.56	21.69- 0.01	204.68 24.63
FX	22,457.8500- 35,938.3100	PAYABLE IN GBP RECEIVABLE IN EUR	11-OCT-01 16-OCT-01	16-OCT-01 16-OCT-01	0.00 0.00	32,506.47- 32,664.33	3.51 0.00	97.22 251.57
FX	16,919.0500- 24,371.8900	PAYABLE IN GBP RECEIVABLE IN USD	11-OCT-01 15-OCT-01	15-OCT-01 15-OCT-01	0.00 24,371.89	24,561.08- 0.00	57.52- 0.00	111.67 0.00
FX	7,019.2400- 7,774.9700	PAYABLE IN USD RECEIVABLE IN EUR	11-OCT-01 15-OCT-01	15-OCT-01 15-OCT-01	7,019.24- 0.00	0.00 7,055.01	0.00 0.00	0.00 35.77
FX	263.0600- 167.7100	PAYABLE IN CAD RECEIVABLE IN USD	12-OCT-01 16-OCT-01	16-OCT-01 16-OCT-01	0.00 167.71	167.96- 0.00	0.47 0.00	0.72 0.00
FX	26,377.8800- 17,812.0600	PAYABLE IN CHF RECEIVABLE IN EUR	12-OCT-01 17-OCT-01	17-OCT-01 17-OCT-01	0.00 0.00	16,100.98- 16,150.19	37.85- 0.00	7.18 14.24
FX	58,817.4600- 6,482,860.0000	PAYABLE IN EUR RECEIVABLE IN JPY	12-OCT-01 17-OCT-01	17-OCT-01 17-OCT-01	0.00 0.00	53,492.54- 53,606.14	162.75- 0.01-	55.64 220.72
FX	100,549.2600- 91,429.4400	PAYABLE IN EUR RECEIVABLE IN USD	12-OCT-01 16-OCT-01	16-OCT-01 16-OCT-01	0.00 91,429.44	91,472.46- 0.00	83.24- 0.00	40.22 0.00
FX	2,892,718.0000- 26,244.9500	PAYABLE IN JPY RECEIVABLE IN EUR	12-OCT-01 17-OCT-01	17-OCT-01 17-OCT-01	0.00 0.00	23,911.30- 23,796.30	0.31 0.00	144.31 21.00



Mellon Trust

Mellon Bank, N.A

FOREIGN EXCHANGE CONTRACT TRANSACTIONS FOR THE PERIOD 01 JANUARY 2001 THROUGH 31 DECEMBER 2001

RUN DATE: 19-FEB-02
PAGE: 103
G2540
BASE CURRENCY: USD

KNI F540481
JOHN S AND JAMES L KNIGHT FDM
CAPITAL GUARDIAN

TRAN CODE	UNITS	CONTRACT DESCRIPTION	TRADE DATE/ CONTRACT SETTLE DATE	ACTUAL PAY/REC SETTLE DATE	BASE COST	CURRENCY COST IN BASE	CURRENCY GAIN/LOSS	SETTLEMENT GAIN/LOSS
FX	122,122 2900- 134,303 6300	PAYABLE IN USD RECEIVABLE IN EUR	12-OCT-01 16-OCT-01	16-OCT-01 16-OCT-01	122,122 29- 0 00	0 00 122,068 57	0 00 0 00	0 00 53 72-
FX	46,150 7800- 50,694 5300	PAYABLE IN USD RECEIVABLE IN EUR	12-OCT-01 17-OCT-01	17-OCT-01 17-OCT-01	46,150 78- 0 00	0 00 45,964 73	0 00 0 00	0 00 186 05-
FX	26,813 8900- 2,939,071 0000	PAYABLE IN EUR RECEIVABLE IN JPY	15-OCT-01 18-OCT-01	18-OCT-01 18-OCT-01	0 00 0 00	24,377 70- 24,285.83	167.44- 0 00	76 57 1 00-
FX	22,029 5100- 20,005.0000	PAYABLE IN EUR RECEIVABLE IN USD	15-OCT-01 17-OCT-01	17-OCT-01 17-OCT-01	0 00 20,005 00	20,035.11- 0 00	60.95- 0 00	30.86 0 00
FX	352.0000- 557 1400	PAYABLE IN GBP RECEIVABLE IN EUR	15-OCT-01 17-OCT-01	17-OCT-01 17-OCT-01	0 00 0 00	509.56- 505 16	1.26 0 00	5 27- 0.39-
FX	6,688 0000- 10,585 6300	PAYABLE IN GBP RECEIVABLE IN EUR	15-OCT-01 17-OCT-01	17-OCT-01 17-OCT-01	0 00 0 00	9,681 54- 9,597 99	24.09 0 00	100 23- 7 41-
FX	2,942,489 0000- 26,845.0000	PAYABLE IN JPY RECEIVABLE IN EUR	15-OCT-01 18-OCT-01	18-OCT-01 18-OCT-01	0 00 0 00	24,316.46- 24,238.42	2.39- 0 00	45 16 120.81-
FX	84,236 9800- 92,761 7900	PAYABLE IN USD RECEIVABLE IN EUR	15-OCT-01 17-OCT-01	17-OCT-01 17-OCT-01	84,236 98- 0 00	0 00 84,107.11	0 00 0 00	0 00 129 07-
FX	102 3800- 68 9000	PAYABLE IN CHF RECEIVABLE IN EUR	16-OCT-01 18-OCT-01	18-OCT-01 18-OCT-01	0 00 0 00	62.80- 62 21	0 24- 0 00	0 06 0 41-
FX	50,224 8000- 5,531,257.0000	PAYABLE IN EUR RECEIVABLE IN JPY	16-OCT-01 19-OCT-01	19-OCT-01 19-OCT-01	0 00 0 00	45,651.36- 45,611 09	579.62- 0 00	554.40 15.05-
FX	2,937,970 0000- 26,674 9400	PAYABLE IN JPY RECEIVABLE IN EUR	16-OCT-01 18-OCT-01	18-OCT-01 18-OCT-01	0 00 0 00	24,276.80- 24,084.80	0 00 0 00	31 95- 160 85-
FX	8,661,556.0000- 78,648,4700	PAYABLE IN JPY RECEIVABLE IN EUR	16-OCT-01 19-OCT-01	19-OCT-01 19-OCT-01	0 00 0 00	71,430.78- 70,579.14	7.04- 0 00	59.85 904.45-

FOREIGN EXCHANGE CONTRACT TRANSACTIONS FOR THE PERIOD 01 JANUARY 2001 THROUGH 31 DECEMBER 2001

RUN DATE: 19-FEB-02
PAGE: 104
G2540
BASE CURRENCY: USD

KNI F540481
JOHN S AND JAMES L KNIGHT FDM
CAPITAL GUARDIAN

TRAN CODE	UNITS	CONTRACT DESCRIPTION	TRADE DATE/ CONTRACT SETTLE DATE	ACTUAL PAY/REC SETTLE DATE	BASE COST	CURRENCY COST IN BASE	CURRENCY GAIN/LOSS	SETTLEMENT GAIN/LOSS
FX	26,500.0000- 15,975.4000	PAYABLE IN SGD RECEIVABLE IN EUR	16-OCT-01 18-OCT-01	18-OCT-01 18-OCT-01	0 00 0 00	14,959 90- 14,424.19	385.05- 0 00	54.81- 95 85-
FX	10,586 1900- 11,642.5200	PAYABLE IN USD RECEIVABLE IN EUR	16-OCT-01 19-OCT-01	19-OCT-01 19-OCT-01	10,586.19- 0 00	0 00 10,448.00	0 00 0 00	0 00 138.19-
FX	282.3900- 158.7400	PAYABLE IN AUD RECEIVABLE IN EUR	17-OCT-01 19-OCT-01	19-OCT-01 19-OCT-01	0 00 0 00	144.18- 142.45	0 90- 0 00	0 65 1 48-
FX	0 0400- 0 0300	PAYABLE IN CAD RECEIVABLE IN USD	17-OCT-01 19-OCT-01	19-OCT-01 19-OCT-01	0 00 0 65	0 83- 0 00	0 00 0 00	0 00 0 00
FX	65,869.8100- 97,447.7900	PAYABLE IN EUR RECEIVABLE IN CHF	17-OCT-01 22-OCT-01	22-OCT-01 22-OCT-01	0 00 0 00	59,839.86- 58,799.13	1,097.16- 0 00	894.87 838 44-
FX	63,815.5500- 6,973,636.0000	PAYABLE IN EUR RECEIVABLE IN JPY	17-OCT-01 22-OCT-01	22-OCT-01 22-OCT-01	0 00 0 00	57,973 64- 57,167 98	1,062.95- 0 00	753.62 496.35-
FX	59,160.0000- 6,342.2600	PAYABLE IN HKD RECEIVABLE IN EUR	17-OCT-01 19-OCT-01	19-OCT-01 19-OCT-01	0 00 0 00	7,584.91- 7,488.34	0 19 0 00	21 17- 77 59-
FX	4.4500- 0.5700	PAYABLE IN HKD RECEIVABLE IN USD	17-OCT-01 19-OCT-01	19-OCT-01 19-OCT-01	0 00 0 57	0 57- 0 00	0 00 0 00	0 00 0 00
FX	8,550,943.0000- 78,249 4500	PAYABLE IN JPY RECEIVABLE IN EUR	17-OCT-01 22-OCT-01	22-OCT-01 22-OCT-01	0 00 0 00	70,110.28- 69,782 86	19.97- 0 00	850 47 1,165 92-
FX	48 0000- 0 3900	PAYABLE IN JPY RECEIVABLE IN USD	17-OCT-01 19-OCT-01	19-OCT-01 19-OCT-01	0 00 0 39	0 40- 0 00	0 00 0 00	0 01- 0 00
FX	2.9500- 1 7800	PAYABLE IN SGD RECEIVABLE IN EUR	17-OCT-01 19-OCT-01	19-OCT-01 19-OCT-01	0 00 0 00	1 66- 1 60	0 04- 0 00	0 01- 0 01-
FX	1.2000- 0 6600	PAYABLE IN SGD RECEIVABLE IN USD	17-OCT-01 19-OCT-01	19-OCT-01 19-OCT-01	0 00 0 66	0 60- 0 00	0 02- 0 00	0 00 0 00



Mellon Bank, N.A

KNI F540481
JOHN S AND JAMES L KNIGHT FDN
CAPITAL GUARDIAN

FOREIGN EXCHANGE CONTRACT TRANSACTIONS
FOR THE PERIOD 01 JANUARY 2001 THROUGH 31 DECEMBER 2001

RUN DATE: 19-FEB-0
PAGE: 10
G2540
BASE CURRENCY: USD

TRAN CODE	UNITS	CONTRACT DESCRIPTION	TRADE DATE/ CONTRACT SETTLE DATE	ACTUAL PAY/REC SETTLE DATE	BASE COST	CURRENCY COST IN BASE	CURRENCY GAIN/LOSS	SETTLEMEN GAIN/LOSS
FX	61.5600- 34 4500	PAYABLE IN AUD RECEIVABLE IN EUR	18-OCT-01 22-OCT-01	22-OCT-01 22-OCT-01	0 00 0 00	31.26- 30 72	0 00 0.00	0 1 0 31
FX	38,467 8500- 26,016.4000	PAYABLE IN CHF RECEIVABLE IN EUR	18-OCT-01 23-OCT-01	23-OCT-01 23-OCT-01	0 00 0 00	23,219.12- 23,110.37	130.56- 0.00	401 6 379 8
FX	109,436 1000- 11,985,442.0000	PAYABLE IN EUR RECEIVABLE IN JPY	18-OCT-01 23-OCT-01	23-OCT-01 23-OCT-01	0.00 0 00	99,350.29- 97,434.69	2,130.20- 0.00	1,824 71 1,402.1
FX	9 6500- 15 3600	PAYABLE IN GBP RECEIVABLE IN EUR	18-OCT-01 22-OCT-01	22-OCT-01 22-OCT-01	0 00 0 00	13.97- 13.70	0.19- 0.00	0.0 0.1
FX	4,445,198.0000- 40,548.0000	PAYABLE IN JPY RECEIVABLE IN EUR	18-OCT-01 23-OCT-01	23-OCT-01 23-OCT-01	0.00 0 00	36,145.10- 36,054.32	28.22- 0.00	510.0 592 5
FX	41,601.7300- 23,509.1200	PAYABLE IN AUD RECEIVABLE IN EUR	19-OCT-01 24-OCT-01	24-OCT-01 24-OCT-01	0 00 0 00	21,150.32- 20,943.08	0.00 0.00	53.2 134 01
FX	71,100 0900- 48,134 9200	PAYABLE IN CHF RECEIVABLE IN EUR	19-OCT-01 24-OCT-01	24-OCT-01 24-OCT-01	0.00 0 00	42,846.63- 42,921.91	69 37- 0.00	419.0 274.3
FX	7,486 1900- 10,980.0000	PAYABLE IN EUR RECEIVABLE IN CHF	19-OCT-01 23-OCT-01	23-OCT-01 23-OCT-01	0.00 0 00	6,796.25- 6,590 24	146 27- 0.00	31 2 91.0
FX	114,844.8700- 12,490,942.0000	PAYABLE IN EUR RECEIVABLE IN JPY	19-OCT-01 24-OCT-01	24-OCT-01 24-OCT-01	0.00 0 00	104,181.62- 101,622.61	1,774.45- 0.00	593.9 1,378.41
FX	11,460 0500- 91,497 0400	PAYABLE IN EUR RECEIVABLE IN NOK	19-OCT-01 24-OCT-01	24-OCT-01 24-OCT-01	0 00 0 00	10,395 14- 10,269 03	176.21- 0.00	64.71 14.4
FX	78,556 3600- 743,237 3900	PAYABLE IN EUR RECEIVABLE IN SEK	19-OCT-01 23-OCT-01	23-OCT-01 23-OCT-01	0 00 0 00	71,316.48- 69,575.23	1,534.87- 0.00	700.6 907.2
FX	16,001,542.0000- 147,122.2200	PAYABLE IN JPY RECEIVABLE IN EUR	19-OCT-01 24-OCT-01	24-OCT-01 24-OCT-01	0 00 0 00	130,161.22- 131,188.88	2.59 0.00	1,843.6 838.61

KNI F540481
JOHN S AND JAMES L KNIGHT FDN
CAPITAL GUARDIAN

FOREIGN EXCHANGE CONTRACT TRANSACTIONS
FOR THE PERIOD 01 JANUARY 2001 THROUGH 31 DECEMBER 2001

RUN DATE: 19-FEB-0
PAGE: 10
G2540
BASE CURRENCY: USD

TRAN CODE	UNITS	CONTRACT DESCRIPTION	TRADE DATE/ CONTRACT SETTLE DATE	ACTUAL PAY/REC SETTLE DATE	BASE COST	CURRENCY COST IN BASE	CURRENCY GAIN/LOSS	SETTLEMEN GAIN/LOSS
FX	413,897.0000- 5,601.2500	PAYABLE IN JPY RECEIVABLE IN EUR	19-OCT-01 24-OCT-01	24-OCT-01 24-OCT-01	0.00 0.00	4,994.48- 4,994.63	0.00 0.00	32 01 31.9
FX	65,646.2700- 115,342.5000	PAYABLE IN EUR RECEIVABLE IN AUD	22-OCT-01 23-OCT-01	23-OCT-01 23-OCT-01	0.00 0 00	59,614.36- 50,641.77	1,283.01- 0.06-	249.7 80 71
FX	24,070.6000- 167,399.0100	PAYABLE IN EUR RECEIVABLE IN HKD	22-OCT-01 24-OCT-01	24-OCT-01 24-OCT-01	0.00 0.00	21,835.66- 21,461.41	371.91- 0.00	1.7 4.1
FX	97,430.8800- 10,634,581.0000	PAYABLE IN EUR RECEIVABLE IN JPY	22-OCT-01 25-OCT-01	25-OCT-01 25-OCT-01	0.00 0 00	87,955 29- 86,685.53	637.74- 0.00	130.1 493.81
FX	36,925.7600- 59,109.5900	PAYABLE IN GBP RECEIVABLE IN EUR	22-OCT-01 24-OCT-01	24-OCT-01 24-OCT-01	0 00 0.00	52,530.60- 52,798.02	0.01- 0.00	183.3 5 9
FX	59,280 0000- 6,461.2000	PAYABLE IN HKD RECEIVABLE IN EUR	22-OCT-01 24-OCT-01	24-OCT-01 24-OCT-01	0.00 0.00	7,600.29- 7,544.85	0.29- 0.00	54.31 0.01
FX	2,986,388.0000- 27,340.4000	PAYABLE IN JPY RECEIVABLE IN EUR	22-OCT-01 25-OCT-01	25-OCT-01 25-OCT-01	0 00 0 00	24,336.47- 24,520.39	6.44 0.00	57.0 120.3
FX	32,880.2000- 18,649 3600	PAYABLE IN AUD RECEIVABLE IN EUR	23-OCT-01 26-OCT-01	26-OCT-01 26-OCT-01	0.00 0 00	16,452.58- 16,638.67	0.00 0.00	131.4 74.61
FX	35 2700- 61 5600	PAYABLE IN EUR RECEIVABLE IN AUD	23-OCT-01 24-OCT-01	24-OCT-01 24-OCT-01	0.00 0 00	31.96- 31.30	0.51- 0.00	0 1 0.01
FX	58,120.1100- 6,351,366.0000	PAYABLE IN EUR RECEIVABLE IN JPY	23-OCT-01 26-OCT-01	26-OCT-01 26-OCT-01	0.00 0.00	52,391.69- 51,584.79	531.12- 0.00	227.6 46.1
FX	27,586.5700- 24,436.8400	PAYABLE IN EUR RECEIVABLE IN USD	23-OCT-01 25-OCT-01	25-OCT-01 25-OCT-01	0.00 24,436.84	24,831.43- 0.00	180.04- 0.00	214.5 0.01
FX	26,513.9200- 42,384.5000	PAYABLE IN GBP RECEIVABLE IN EUR	23-OCT-01 25-OCT-01	25-OCT-01 25-OCT-01	0 00 0.00	37,901.65- 37,984.81	0.00 0.00	251.61 334.8



Mellon Bank, N A

FOREIGN EXCHANGE CONTRACT TRANSACTIONS
FOR THE PERIOD 01 JANUARY 2001 THROUGH 31 DECEMBER 2001

RUN DATE 19-FEB-02
PAGE 107
G2540
BASE CURRENCY USD

KNI F549481
JOHN S AND JAMES L KNIGHT FDN
CAPITAL GUARDIAN

TRAN CODE	UNITS	CONTRACT DESCRIPTION	TRADE DATE/ CONTRACT SETTLE DATE	ACTUAL PAY/REC SETTLE DATE	BASE COST	CURRENCY COST IN BASE	CURRENCY GAIN/LOSS	SETTLEMENT GAIN/LOSS
FX	6,198,381 0000- 75,021 7900	PAYABLE IN JPY RECEIVABLE IN EUR	25-OCT-01 26-OCT-01	26-OCT-01 26-OCT-01	0 00 0 00	66,600 58- 66,941 94	12 04- 0.00	53.32 300 08
FX	95,917 8700- 107,483 0500	PAYABLE IN USD RECEIVABLE IN EUR	23-OCT-01 25-OCT-01	25-OCT-01 25-OCT-01	95,917 87- 0 00	0.00 96,324.31	0 00 0 00	0 00 408.44
FX	9,690 9200- 10,859 3900	PAYABLE IN USD RECEIVABLE IN EUR	23-OCT-01 25-OCT-01	25-OCT-01 25-OCT-01	9,690 92- 0 00	0.00 9,732.19	0 00 0.00	0.00 41.27
FX	11,163 3600- 7,931 3400	PAYABLE IN CAD RECEIVABLE IN EUR	24-OCT-01 26-OCT-01	26-OCT-01 26-OCT-01	0 00 0 00	7,087 85- 7,077 13	0 00 0.00	15 47- 4 75
FX	27,276 4200- 2,990,860.0000	PAYABLE IN EUR RECEIVABLE IN JPY	24-OCT-01 29-OCT-01	29-OCT-01 29-OCT-01	0 00 0 00	24,504 97- 24,517.25	81.10 0.00	333.32- 184.58
FX	22,342 1100- 35,661 7900	PAYABLE IN GBP RECEIVABLE IN EUR	24-OCT-01 26-OCT-01	26-OCT-01 26-OCT-01	0 00 0 00	32,014 01- 31,821 02	0.00 0 00	214.39- 21.40
FX	3,737,417 0000- 34,084.9700	PAYABLE IN JPY RECEIVABLE IN EUR	24-OCT-01 29-OCT-01	29-OCT-01 29-OCT-01	0 00 0 00	30,605 99- 30,823 84	31.09 0.00	243.51- 429.47
FX	41,983 1000- 23,601 9200	PAYABLE IN AUD RECEIVABLE IN EUR	25-OCT-01 30-OCT-01	30-OCT-01 30-OCT-01	0 00 0 00	21,281.23- 21,449.42	0 00 0 00	129.19- 297.38
FX	30,148 3000- 3,312,997 0000	PAYABLE IN EUR RECEIVABLE IN JPY	25-OCT-01 30-OCT-01	30-OCT-01 30-OCT-01	0 00 0 00	27,175.87- 27,241.68	222.91 0.00	393.59- 236.49
FX	34,364 6100- 54,799 2500	PAYABLE IN GBP RECEIVABLE IN EUR	25-OCT-01 29-OCT-01	29-OCT-01 29-OCT-01	0 00 0.00	49,818 91- 49,554 96	68.19 0.00	776.01- 443.87
FX	42,502 6000- 23,895 3200	PAYABLE IN AUD RECEIVABLE IN EUR	26-OCT-01 31-OCT-01	31-OCT-01 31-OCT-01	0 00 0 00	21,446.81- 21,522.51	0.00 0.00	125.82- 200 72
FX	25,763 0500- 18,310.6300	PAYABLE IN CAD RECEIVABLE IN EUR	26-OCT-01 30-OCT-01	30-OCT-01 30-OCT-01	0 00 0 00	16,328.13- 16,640 70	5.87- 0.00	16.32 302.12

KNI F540481
JOHN S AND JAMES L KNIGHT FDN
CAPITAL GUARDIAN

FOREIGN EXCHANGE CONTRACT TRANSACTIONS
FOR THE PERIOD 01 JANUARY 2001 THROUGH 31 DECEMBER 2001

RUN DATE: 19-FEB-02
PAGE: 108
G2540
BASE CURRENCY: USD

TRAN CODE	UNITS	CONTRACT DESCRIPTION	TRADE DATE/ CONTRACT SETTLE DATE	ACTUAL PAY/REC SETTLE DATE	BASE COST	CURRENCY COST IN BASE	CURRENCY GAIN/LOSS	SETTLEMENT GAIN/LOSS
X	6.1100- 10 8600	PAYABLE IN EUR RECEIVABLE IN AUD	26-OCT-01 30-OCT-01	30-OCT-01 30-OCT-01	0.00 0 00	5.51- 5.50	0.04 0 00	0.10- 0.05
X	50,252 8400- 5,504,194 0000	PAYABLE IN EUR RECEIVABLE IN JPY	26-OCT-01 31-OCT-01	31-OCT-01 31-OCT-01	0 00 0.00	45,303.87- 44,967 07	41.14- 0.00	554.80- 261.14
X	37,360 4900- 20,849 6500	PAYABLE IN AUD RECEIVABLE IN EUR	29-OCT-01 01-NOV-01	01-NOV-01 01-NOV-01	0.00 0 00	19,031.43- 18,900.21	0.00 0.00	177 09- 45.87
X	46,857 2300- 32,879.9600	PAYABLE IN CAD RECEIVABLE IN EUR	29-OCT-01 31-OCT-01	31-OCT-01 31-OCT-01	0.00 0.00	29,547.58- 29,614.98	14.47- 0.00	200.24 118.37-
X	11,032.0000- 7,730 9000	PAYABLE IN CAD RECEIVABLE IN EUR	29-OCT-01 31-OCT-01	31-OCT-01 31-OCT-01	0 00 0 00	6,953.23- 6,963.22	0.00 0.00	37.82 27.83-
X	60,477 3300- 40,957 1500	PAYABLE IN CHF RECEIVABLE IN EUR	29-OCT-01 31-OCT-01	31-OCT-01 31-OCT-01	0 00 0.00	36,716.81- 36,890.11	319.95 0.00	0 79 147.44-
X	23,643 7400- 166,617 4600	PAYABLE IN EUR RECEIVABLE IN HKD	29-OCT-01 31-OCT-01	31-OCT-01 31-OCT-01	0 00 0.00	21,315 27- 21,361.21	19.35- 0.00	65.29 0 00
X	19,152 7400- 30,723 0300	PAYABLE IN GBP RECEIVABLE IN EUR	29-OCT-01 31-OCT-01	31-OCT-01 31-OCT-01	0 00 0 00	27,842.71- 27,672.23	11.12 0.00	70.99- 110.61-
X	4,054.2000- 6,430.1300	PAYABLE IN GBP RECEIVABLE IN EUR	29-OCT-01 31-OCT-01	31-OCT-01 31-OCT-01	0 00 0 00	5,893.67- 5,791.62	2.35 0.00	81.25- 23.15-
X	4,420 0000- 3,074.1400	PAYABLE IN CAD RECEIVABLE IN EUR	30-OCT-01 01-NOV-01	01-NOV-01 01-NOV-01	0.00 0.00	2,785.83- 2,786 71	7.00- 0.00	14.95 7.07-
X	8,160 7600- 5,681.4300	PAYABLE IN CAD RECEIVABLE IN EUR	30-OCT-01 01-NOV-01	01-NOV-01 01-NOV-01	0 00 0.00	5,139.70- 5,150.22	4.05- 0.00	27.63 13.06-
X	15,021 4900- 10,447 5500	PAYABLE IN CAD RECEIVABLE IN EUR	30-OCT-01 01-NOV-01	01-NOV-01 01-NOV-01	0 00 0.00	9,443.91- 9,470 70	0.00 0.00	50.82 24.03-



Mellon Bank, N.A

KNI F540481
JOHN S AND JAMES L KNIGHT FDM
CAPITAL GUARDIAN

FOREIGN EXCHANGE CONTRACT TRANSACTIONS
FOR THE PERIOD 01 JANUARY 2001 THROUGH 31 DECEMBER 2001

RUN DATE: 19-FEB-01
PAGE: 10
C2540
BASE CURRENCY: USD

TRAN CODE	UNITS	CONTRACT DESCRIPTION	TRADE DATE/ CONTRACT SETTLE DATE	ACTUAL PAY/REC SETTLE DATE	BASE COST	CURRENCY COST IN BASE	CURRENCY GAIN/LOSS	SETTLEMENT GAIN/LOSS
FX	27,467 3500- 3,051,985 0000	PAYABLE IN EUR RECEIVABLE IN JPY	30-OCT-01 02-NOV-01	02-NOV-01 02-NOV-01	0 00 0.00	24,943.03- 25,097 53	73.79 0.00	78.6' 2.0'
FX	10,456 6400- 7,254 0000	PAYABLE IN CAD RECEIVABLE IN EUR	31-OCT-01 02-NOV-01	02-NOV-01 02-NOV-01	0.00 0.00	6,568.11- 6,559.07	1 95- 0.00	32 5' 25 3'
FX	24,839 2000- 2,752,312 0000	PAYABLE IN EUR RECEIVABLE IN JPY	31-OCT-01 05-NOV-01	05-NOV-01 05-NOV-01	0 00 0 00	22,393.36- 22,460.44	117.57- 0.00	46.1 138.5'
FX	4,795,836 0000- 43,598.5100	PAYABLE IN JPY RECEIVABLE IN EUR	31-OCT-01 05-NOV-01	05-NOV-01 05-NOV-01	0.00 0.00	39,424 49- 39,099.14	1.26- 0.00	154.0' 170.0'
FX	1,834 1600- 1,260.6800	PAYABLE IN CAD RECEIVABLE IN EUR	01-NOV-01 05-NOV-01	05-NOV-01 05-NOV-01	0.00 0 00	1,150.71- 1,130.58	0.19- 0.00	7.7' 12.2'
FX	728 0000- 500 3800	PAYABLE IN CAD RECEIVABLE IN EUR	01-NOV-01 05-NOV-01	05-NOV-01 05-NOV-01	0 00 0.00	456 73- 448 74	0.07- 0.00	3 0' 4.8'
FX	14,443 0000- 9,927 1400	PAYABLE IN CAD RECEIVABLE IN EUR	01-NOV-01 05-NOV-01	05-NOV-01 05-NOV-01	0 00 0.00	9,061.17- 8,902.66	1.45- 0.00	60 7' 96.2'
FX	31,193 5700- 3,430,357.8000	PAYABLE IN EUR RECEIVABLE IN JPY	01-NOV-01 06-NOV-01	06-NOV-01 06-NOV-01	0 00 0 00	28,118.35- 28,343.05	143.96- 0.00	218.3' 150.2'
FX	8,797.8000- 14,089.2400	PAYABLE IN GBP RECEIVABLE IN EUR	01-NOV-01 05-NOV-01	05-NOV-01 05-NOV-01	0.00 0.00	12,789.53- 12,543.49	27.11 0.00	117.2' 135.8'
FX	41,395.5500- 23,291 2600	PAYABLE IN AUD RECEIVABLE IN EUR	02-NOV-01 08-NOV-01	08-NOV-01 08-NOV-01	0.00 0 00	21,310.43- 20,782.79	0.00 0.00	250.4' 277.1'
FX	6,498 4000- 4,404.1300	PAYABLE IN CAD RECEIVABLE IN EUR	02-NOV-01 06-NOV-01	06-NOV-01 06-NOV-01	0 00 0 00	4,075.51- 4,021.37	0.00 0.00	20.9' 33.1'
FX	25,058 9100- 2,750,842.0000	PAYABLE IN EUR RECEIVABLE IN JPY	02-NOV-01 07-NOV-01	07-NOV-01 07-NOV-01	0 00 0 00	22,588.42- 22,725.78	40.41- 0.00	73.1' 104.6'

KNI F540481
JOHN S AND JAMES L KNIGHT FDM
CAPITAL GUARDIAN

FOREIGN EXCHANGE CONTRACT TRANSACTIONS
FOR THE PERIOD 01 JANUARY 2001 THROUGH 31 DECEMBER 2001

RUN DATE: 19-FEB-01
PAGE: 110
C2540
BASE CURRENCY: USD

TRAN CODE	UNITS	CONTRACT DESCRIPTION	TRADE DATE/ CONTRACT SETTLE DATE	ACTUAL PAY/REC SETTLE DATE	BASE COST	CURRENCY COST IN BASE	CURRENCY GAIN/LOSS	SETTLEMENT GAIN/LOSS
FX	4,478 1500- 4,495.3400	PAYABLE IN CAD RECEIVABLE IN EUR	05-NOV-01 07-NOV-01	07-NOV-01 07-NOV-01	0.00 0 00	4,865 95- 4,844.91	0.00 0.00	34.53 13.49
FX	51,916.1600- 35,238.0100	PAYABLE IN CHF RECEIVABLE IN EUR	05-NOV-01 07-NOV-01	07-NOV-01 07-NOV-01	0.00 0.00	31,627.60- 31,707.16	148.73 0.00	174.88 103.71
FX	25,507.6200- 2,783,392.0000	PAYABLE IN EUR RECEIVABLE IN JPY	05-NOV-01 08-NOV-01	08-NOV-01 08-NOV-01	0 00 0 00	22,989.69- 23,042.28	229.24- 0.00	119.84 161.95
FX	39,429 0200- 22,561.8200	PAYABLE IN AUD RECEIVABLE IN EUR	06-NOV-01 09-NOV-01	09-NOV-01 09-NOV-01	0.00 0.00	20,234.30- 20,158.99	0.00 0.00	0.06 74.45
FX	15,521.1000- 9,459.2800	PAYABLE IN CAD RECEIVABLE IN EUR	06-NOV-01 08-NOV-01	08-NOV-01 08-NOV-01	0.00 0 00	8,468.68- 8,440.52	0.00 0.00	14.40 42.56
FX	26,334 8800- 17,906.3600	PAYABLE IN CHF RECEIVABLE IN EUR	06-NOV-01 09-NOV-01	09-NOV-01 09-NOV-01	0 00 0.00	16,044.89- 15,999.35	4.16 0.00	9.37 59.09
FX	25,727 0200- 2,794,212 0000	PAYABLE IN EUR RECEIVABLE IN JPY	06-NOV-01 09-NOV-01	09-NOV-01 09-NOV-01	0.00 0.00	23,181.52- 23,242.49	194.43- 0.00	99.85 155.55
FX	71,216.0000- 48,278.7600	PAYABLE IN CHF RECEIVABLE IN EUR	07-NOV-01 09-NOV-01	09-NOV-01 09-NOV-01	0 00 0 00	43,389.32- 43,137.07	11.25 0.00	40.66 304.16
FX	68,529.3900- 7,420,754.0000	PAYABLE IN EUR RECEIVABLE IN JPY	07-NOV-01 09-NOV-01	09-NOV-01 09-NOV-01	0 00 0.00	61,740.79- 61,724.49	517.82- 0.00	82.81 428.71
FX	578,476 9000- 519,304 5000	PAYABLE IN EUR RECEIVABLE IN USD	07-NOV-01 13-NOV-01	13-NOV-01 13-NOV-01	0 00 519,304 50	520,263.43- 0.00	10,104.65- 0.00	9,145.72 0.00
FX	8 2100- 8 1300	PAYABLE IN CAD RECEIVABLE IN EUR	08-NOV-01 13-NOV-01	13-NOV-01 13-NOV-01	0 00 0.00	0.13- 0.13	0.00 0.00	0.00 0.00
FX	15,954 0000- 11,087.6400	PAYABLE IN CAD RECEIVABLE IN EUR	08-NOV-01 13-NOV-01	13-NOV-01 13-NOV-01	0 00 0.00	9,988.10- 9,778.19	0.00 0.00	94.60 115.31



Mellon Bank, N.A

FOREIGN EXCHANGE CONTRACT TRANSACTIONS
FOR THE PERIOD 01 JANUARY 2001 THROUGH 31 DECEMBER 2001

RUN DATE 19-FEB-02
PAGE 111
G2540
BASE CURRENCY USD

KNI F540481
JOHN S AND JAMES L KNIGHT FDN
CAPITAL GUARDIAN

TRAN CODE	UNITS	CONTRACT DESCRIPTION	TRADE DATE/ CONTRACT SETTLE DATE	ACTUAL PAY/REC SETTLE DATE	BASE COST	CURRENCY COST IN BASE	CURRENCY GAIN/LOSS	SETTLEMENT GAIN/LOSS
FX	25,664.8200- 2,749,109.0000	PAYABLE IN EUR RECEIVABLE IN JPY	08-NOV-01 13-NOV-01	13-NOV-01 13-NOV-01	0.00 0.00	23,082.11- 22,599.07	448.31- 0.00	91.55 126.28-
FX	18,512.6400- 36,145.9700	PAYABLE IN GBP RECEIVABLE IN EUR	08-NOV-01 13-NOV-01	13-NOV-01 13-NOV-01	0.00 0.00	26,715.59- 26,585.73	0.00 0.00	183.66 313.52-
FX	0.4800- 0.0700	PAYABLE IN HKD RECEIVABLE IN EUR	08-NOV-01 13-NOV-01	13-NOV-01 13-NOV-01	0.00 0.00	0.06- 0.06	0.00 0.00	0.00 0.00
FX	15.0000- 0.1400	PAYABLE IN JPY RECEIVABLE IN EUR	08-NOV-01 13-NOV-01	13-NOV-01 13-NOV-01	0.00 0.00	0.12- 0.12	0.00 0.00	0.00 0.00
FX	36,979.5500- 22,790.3100	PAYABLE IN SGD RECEIVABLE IN EUR	08-NOV-01 13-NOV-01	13-NOV-01 13-NOV-01	0.00 0.00	20,256.11- 20,098.77	0.00 0.00	79.68 237.92-
FX	14,010.7200- 15,694.7700	PAYABLE IN USD RECEIVABLE IN EUR	08-NOV-01 13-NOV-01	13-NOV-01 13-NOV-01	14,010.72- 0.00	0.00 13,841.22	0.00 0.00	0.00 169.50-
FX	40,356.4200- 23,222.7100	PAYABLE IN AUD RECEIVABLE IN EUR	09-NOV-01 13-NOV-01	13-NOV-01 13-NOV-01	0.00 0.00	20,949.02- 20,488.11	12.10 0.00	211.63- 269.38-
FX	78,379.0600- 45,048.0300	PAYABLE IN AUD RECEIVABLE IN EUR	09-NOV-01 14-NOV-01	14-NOV-01 14-NOV-01	0.00 0.00	40,782.24- 39,888.94	0.01 0.00	451.84- 441.47-
FX	9,268.0000- 6,454.9400	PAYABLE IN CAD RECEIVABLE IN EUR	09-NOV-01 14-NOV-01	14-NOV-01 14-NOV-01	0.00 0.00	5,819.05- 5,704.23	0.00 0.00	51.56- 63.26-
FX	5,315.3600- 3,702.0200	PAYABLE IN CAD RECEIVABLE IN EUR	09-NOV-01 14-NOV-01	14-NOV-01 14-NOV-01	0.00 0.00	3,337.33- 3,271.48	0.00 0.00	29.58- 36.27-
FX	89,989.8300- 61,355.1500	PAYABLE IN CHF RECEIVABLE IN EUR	09-NOV-01 13-NOV-01	13-NOV-01 13-NOV-01	0.00 0.00	53,977.20- 54,189.11	0.00 0.00	843.63 711.72-
FX	28,161.9200- 19,207.4200	PAYABLE IN CHF RECEIVABLE IN EUR	09-NOV-01 14-NOV-01	14-NOV-01 14-NOV-01	0.00 0.00	16,941.54- 16,975.60	0.00 0.00	220.29 188.23-

FOREIGN EXCHANGE CONTRACT TRANSACTIONS
FOR THE PERIOD 01 JANUARY 2001 THROUGH 31 DECEMBER 2001

RUN DATE: 19-FEB-02
PAGE: 112
G2540
BASE CURRENCY: USD

KNI F540481
JOHN S AND JAMES L KNIGHT FDN
CAPITAL GUARDIAN

TRAN CODE	UNITS	CONTRACT DESCRIPTION	TRADE DATE/ CONTRACT SETTLE DATE	ACTUAL PAY/REC SETTLE DATE	BASE COST	CURRENCY COST IN BASE	CURRENCY GAIN/LOSS	SETTLEMENT GAIN/LOSS
FX	15,934.2600- 22,817.8600	PAYABLE IN EUR RECEIVABLE IN CAD	09-NOV-01 14-NOV-01	14-NOV-01 14-NOV-01	0.00 0.00	14,308.51- 14,326.53	227.40- 0.00	153.36 92.86
FX	5,038.4400- 7,153.8800	PAYABLE IN EUR RECEIVABLE IN CAD	09-NOV-01 14-NOV-01	14-NOV-01 14-NOV-01	0.00 0.00	4,524.37- 4,491.17	71.90- 0.00	9.84 28.86
FX	27,268.8800- 2,928,678.0000	PAYABLE IN EUR RECEIVABLE IN JPY	09-NOV-01 14-NOV-01	14-NOV-01 14-NOV-01	0.00 0.00	24,483.52- 24,084.52	386.01- 0.00	263.48 276.47-
FX	75,974.7900- 123,717.2900	PAYABLE IN GBP RECEIVABLE IN EUR	09-NOV-01 13-NOV-01	13-NOV-01 13-NOV-01	0.00 0.00	109,639.22- 109,538.31	0.00 0.00	982.18 1,435.12-
FX	74,779.1000- 121,699.9700	PAYABLE IN GBP RECEIVABLE IN EUR	09-NOV-01 14-NOV-01	14-NOV-01 14-NOV-01	0.00 0.00	107,876.33- 107,538.31	0.00 0.00	854.55 1,192.57-
FX	18,186.2700- 29,445.0400	PAYABLE IN GBP RECEIVABLE IN EUR	09-NOV-01 14-NOV-01	14-NOV-01 14-NOV-01	0.00 0.00	26,120.11- 26,038.26	0.00 0.00	206.90 288.75-
FX	11,829.6800- 12,325.8700	PAYABLE IN USD RECEIVABLE IN EUR	09-NOV-01 15-NOV-01	15-NOV-01 15-NOV-01	11,029.68- 0.00	0.00 10,860.32	0.00 0.00	0.00 169.34-
FX	22,626.4800- 25,284.0900	PAYABLE IN USD RECEIVABLE IN EUR	09-NOV-01 14-NOV-01	14-NOV-01 14-NOV-01	22,626.48- 0.00	0.00 22,343.55	0.00 0.00	0.00 282.93-
FX	47,433.0400- 27,522.9400	PAYABLE IN AUD RECEIVABLE IN EUR	12-NOV-01 15-NOV-01	15-NOV-01 15-NOV-01	0.00 0.00	24,560.83- 24,250.46	0.00 0.00	50.44 368.81-
FX	21,323.3600- 14,869.8500	PAYABLE IN CAD RECEIVABLE IN EUR	12-NOV-01 15-NOV-01	15-NOV-01 15-NOV-01	0.00 0.00	13,426.12- 13,101.82	0.00 0.00	125.04- 199.26-
FX	26,693.7700- 18,171.9700	PAYABLE IN CHF RECEIVABLE IN EUR	12-NOV-01 14-NOV-01	14-NOV-01 14-NOV-01	0.00 0.00	16,004.19- 16,058.57	0.00 0.00	250.64 196.26-
FX	14,876.9700- 21,553.5800	PAYABLE IN EUR RECEIVABLE IN CAD	12-NOV-01 13-NOV-01	13-NOV-01 13-NOV-01	0.00 0.00	13,379.87- 13,356.03	259.87- 0.00	184.38 51.65



Mellon Bank, N.A

FOREIGN EXCHANGE CONTRACT TRANSACTIONS
FOR THE PERIOD 01 JANUARY 2001 THROUGH 31 DECEMBER 2001

RUN DATE: 19-FEB-0
PAGE: 11
G2540
BASE CURRENCY: USD

KNI F540481
JOHN S AND JAMES L KNIGHT FDN
CAPITAL GUARDIAN

TRAN CODE	UNITS	CONTRACT DESCRIPTION	TRADE DATE/ CONTRACT SETTLE DATE	ACTUAL PAY/REC SETTLE DATE	BASE COST	CURRENCY COST IN BASE	CURRENCY GAIN/LOSS	SETTLEMENT GAIN/LOSS
FX	11,811 3500- 16,937.4800	PAYABLE IN EUR RECEIVABLE IN CAD	12-NOV-01 15-NOV-01	15-NOV-01 15-NOV-01	0 00 0 00	10,588.94- 18,664.58	181.96- 0.00	155.8- 101.7-
FX	24,759.0400- 172,936.9600	PAYABLE IN EUR RECEIVABLE IN HKD	12-NOV-01 14-NOV-01	14-NOV-01 14-NOV-01	0.00 0 00	22,232.91- 22,171.69	353.35- 0.00	292.1 0.0-
FX	76,937.6000- 8,276,969.0000	PAYABLE IN EUR RECEIVABLE IN JPY	12-NOV-01 15-NOV-01	15-NOV-01 15-NOV-01	0 00 0 00	68,975.13- 67,608.48	1,185.23- 0.00	1,052.9- 1,234.3
FX	52,262.7500- 84,855.9000	PAYABLE IN GBP RECEIVABLE IN EUR	12-NOV-01 15-NOV-01	15-NOV-01 15-NOV-01	0 00 0 00	74,829.82- 74,764.53	0.01- 0.00	1,073.7- 1,137.0
FX	37,299.4600- 22,876.0900	PAYABLE IN SGD RECEIVABLE IN EUR	12-NOV-01 16-NOV-01	16-NOV-01 16-NOV-01	0.00 0.00	20,321.15- 20,252.20	0.01- 0.00	141.5- 210.4-
FX	10,845 1800- 12,117.9300	PAYABLE IN USD RECEIVABLE IN EUR	12-NOV-01 15-NOV-01	15-NOV-01 15-NOV-01	10,845 18- 0 00	0 00 10,677.11	0.00 0.00	0.0- 168.0
FX	35,350 5600- 25,089 1100	PAYABLE IN CAD RECEIVABLE IN EUR	13-NOV-01 15-NOV-01	15-NOV-01 15-NOV-01	0.00 0 00	22,258.25- 22,106.01	0.00 0.00	132.1- 20.0-
FX	8,645 0600- 12,110 0000	PAYABLE IN EUR RECEIVABLE IN CAD	13-NOV-01 15-NOV-01	15-NOV-01 15-NOV-01	0 00 0.00	7,750.34- 7,424.98	133.18- 0.00	35.6 43.4-
FX	15,407.9800- 21,620.4800	PAYABLE IN EUR RECEIVABLE IN CAD	13-NOV-01 15-NOV-01	15-NOV-01 15-NOV-01	0.00 0 00	13,813.33- 13,613.20	237.34- 0.00	40.3 77.5-
FX	29,059.1300- 3,112,523 0000	PAYABLE IN EUR RECEIVABLE IN JPY	13-NOV-01 16-NOV-01	16-NOV-01 16-NOV-01	0 00 0 00	26,822.00- 25,358.66	295.95- 0.01-	192.2- 265.1-
FX	84,976.1800- 142,327.2500	PAYABLE IN GBP RECEIVABLE IN EUR	13-NOV-01 16-NOV-01	16-NOV-01 16-NOV-01	0 00 0 00	124,297.76- 126,002.31	0.10- 0.00	1,220.7- 443.9
FX	7,167 6600- 11,731 0300	PAYABLE IN GBP RECEIVABLE IN EUR	13-NOV-01 16-NOV-01	16-NOV-01 16-NOV-01	0 00 0 00	10,243.31- 10,385.48	0.01- 0.00	162.3- 39.8-

FOREIGN EXCHANGE CONTRACT TRANSACTIONS
FOR THE PERIOD 01 JANUARY 2001 THROUGH 31 DECEMBER 2001

RUN DATE: 19-FEB-0
PAGE: 11
G2540
BASE CURRENCY: USD

KNI F540481
JOHN S AND JAMES L KNIGHT FDN
CAPITAL GUARDIAN

TRAN CODE	UNITS	CONTRACT DESCRIPTION	TRADE DATE/ CONTRACT SETTLE DATE	ACTUAL PAY/REC SETTLE DATE	BASE COST	CURRENCY COST IN BASE	CURRENCY GAIN/LOSS	SETTLEMENT GAIN/LOSS
FX	2,572,006.0000- 23,994.8300	PAYABLE IN JPY RECEIVABLE IN EUR	13-NOV-01 16-NOV-01	16-NOV-01 16-NOV-01	0.00 0 00	20,954.91- 21,242.62	0.00 0.00	206.1- 81.5-
FX	20,529.7400- 23,308 8500	PAYABLE IN USD RECEIVABLE IN EUR	13-NOV-01 16-NOV-01	16-NOV-01 16-NOV-01	20,529.74- 0.00	0 00 20,635.32	0.00 0.00	0.0- 105.5-
FX	38,927 8100- 23,011 9500	PAYABLE IN AUD RECEIVABLE IN EUR	14-NOV-01 16-NOV-01	16-NOV-01 16-NOV-01	0.00 0.00	20,292.59- 20,372.48	0.06 0.00	43.0 36.8-
FX	138,656 7600- 98,754.3800	PAYABLE IN CAD RECEIVABLE IN EUR	14-NOV-01 16-NOV-01	16-NOV-01 16-NOV-01	0 00 0.00	87,200.83- 87,430.79	0.00 0.00	72.7- 150.0-
FX	52,684.5000- 35,859.3100	PAYABLE IN CHF RECEIVABLE IN EUR	14-NOV-01 19-NOV-01	19-NOV-01 19-NOV-01	0.00 0.00	31,686.11- 31,531.09	0.00 0.00	2.7- 157.7-
FX	33,621 1100- 3,608,898.0000	PAYABLE IN EUR RECEIVABLE IN JPY	14-NOV-01 19-NOV-01	19-NOV-01 19-NOV-01	0.00 0.00	30,064.16- 29,266.81	501.12- 0.00	115.3- 411.5-
FX	52,228.3100- 85,215.0600	PAYABLE IN GBP RECEIVABLE IN EUR	14-NOV-01 19-NOV-01	19-NOV-01 19-NOV-01	0 00 0.00	73,954.80- 74,929.60	83.08- 0.00	1,432.8- 374.9-
FX	8,792,594 0900- 81,913 4900	PAYABLE IN JPY RECEIVABLE IN EUR	14-NOV-01 19-NOV-01	19-NOV-01 19-NOV-01	0.00 0.00	71,319.65- 72,026.53	14.06- 0.00	1,082.1- 360.4-
FX	10,241 4000- 11,601 5700	PAYABLE IN USD RECEIVABLE IN EUR	14-NOV-01 19-NOV-01	19-NOV-01 19-NOV-01	10,241 40- 0.00	0 00 10,201.26	0.00 0.00	0.0- 40.1-
FX	82,503.2400- 58,733 7100	PAYABLE IN CAD RECEIVABLE IN EUR	15-NOV-01 19-NOV-01	19-NOV-01 19-NOV-01	0 00 0 00	52,108.41- 51,644.55	0.00 0.00	358.1- 105.7-
FX	7,797.4200- 10,877.4000	PAYABLE IN EUR RECEIVABLE IN CAD	15-NOV-01 16-NOV-01	16-NOV-01 16-NOV-01	0.00 0.00	6,982.47- 6,840.70	79.41- 0.00	54.1 8.1-
FX	64,515.9500- 6,949,013.0000	PAYABLE IN EUR RECEIVABLE IN JPY	15-NOV-01 20-NOV-01	20-NOV-01 20-NOV-01	0.00 0.00	57,617.14- 56,824.96	656.81- 0.00	34.3- 99.7-

FOREIGN EXCHANGE CONTRACT TRANSACTIONS
 FOR THE PERIOD 01 JANUARY 2001 THROUGH 31 DECEMBER 2001

 RUN DATE: 19-FEB-02
 PAGE: 115
 BASE CURRENCY: USD

 (NI F540481
 JOHN S AND JAMES L KNIGHT FDN
 CAPITAL GUARDIAN

TRAN CODE	UNITS	CONTRACT DESCRIPTION	TRADE DATE/ CONTRACT SETTLE DATE	ACTUAL PAY/REC SETTLE DATE	BASE COST	CURRENCY COST IN BASE	CURRENCY GAIN/LOSS	SETTLEMENT GAIN/LOSS
FX	337,474 3000- 297,584 8400	PAYABLE IN EUR RECEIVABLE IN USD	15-NOV-01 19-NOV-01	19-NOV-01 19-NOV-01	0 00 297,584 84	301,743 70- 0 00	5,002 55- 0 00	843 69 0 00
X	4,098 6900- 6,621 4700	PAYABLE IN GBP RECEIVABLE IN EUR	15-NOV-01 20-NOV-01	20-NOV-01 20-NOV-01	0 00 0 00	5,809 48- 5,846 10	0 00 0 00	24 70 11 92
X	80,706 4800- 130,889 5200	PAYABLE IN GBP RECEIVABLE IN EUR	15-NOV-01 20-NOV-01	20-NOV-01 20-NOV-01	0 00 0 00	114,393 36- 115,562.36	0 00 0 00	933 40 235.60
X	10,353 1600- 16,793 4500	PAYABLE IN GBP RECEIVABLE IN EUR	15-NOV-01 19-NOV-01	19-NOV-01 19-NOV-01	0 00 0 00	14,653 59- 14,766 48	10.08- 0 00	153 20- 50.23-
FX	15,951,548 0000- 147,672 1700	PAYABLE IN JPY RECEIVABLE IN EUR	15-NOV-01 20-NOV-01	20-NOV-01 20-NOV-01	0 00 0 00	130,069 84- 130,379 76	18.24 0 00	45 87 265 81
X	23,385 9100- 14,462 5300	PAYABLE IN SGD RECEIVABLE IN EUR	15-NOV-01 20-NOV-01	20-NOV-01 20-NOV-01	0 00 0 00	12,758 12- 12,768.97	0 00 0 00	4.82 26.03
X	10,152 0000- 11,513.0800	PAYABLE IN USD RECEIVABLE IN EUR	15-NOV-01 20-NOV-01	20-NOV-01 20-NOV-01	10,152 00- 0 00	0 00 10,166 90	0 00 0 00	0 00 12.90
X	39,676 7100- 23,426.0600	PAYABLE IN AUD RECEIVABLE IN EUR	16-NOV-01 21-NOV-01	21-NOV-01 21-NOV-01	0 00 0 00	20,504 99- 20,525 91	0 07- 0 00	234 17 213.18-
X	87,400 8000- 62,043 5900	PAYABLE IN CAD RECEIVABLE IN EUR	16-NOV-01 20-NOV-01	20-NOV-01 20-NOV-01	0 00 0 00	54,910 35- 54,778 29	0 00 0 00	16.84 148.90-
X	14,654 9000- 10,363 9300	PAYABLE IN CAD RECEIVABLE IN EUR	16-NOV-01 20-NOV-01	20-NOV-01 20-NOV-01	0 00 0 00	9,194.51- 9,150 31	0 00 0 00	19 32- 24.88-
X	26,411 1500- 10,030 5500	PAYABLE IN CHF RECEIVABLE IN EUR	16-NOV-01 21-NOV-01	21-NOV-01 21-NOV-01	0 00 0 00	15,900 75- 15,798.37	0 00 0 00	61 70 164 06-
X	93,016 0800- 10,113,638.0000	PAYABLE IN EUR RECEIVABLE IN JPY	16-NOV-01 21-NOV-01	21-NOV-01 21-NOV-01	0 00 0 00	82,841 43- 82,127 88	1,340.74- 0 00	898.18 270.99-

 FOREIGN EXCHANGE CONTRACT TRANSACTIONS
 FOR THE PERIOD 01 JANUARY 2001 THROUGH 31 DECEMBER 2001

 RUN DATE: 19-FEB-02
 PAGE: 116
 BASE CURRENCY: USD

 (NI F540481
 JOHN S AND JAMES L KNIGHT FDN
 CAPITAL GUARDIAN

TRAN CODE	UNITS	CONTRACT DESCRIPTION	TRADE DATE/ CONTRACT SETTLE DATE	ACTUAL PAY/REC SETTLE DATE	BASE COST	CURRENCY COST IN BASE	CURRENCY GAIN/LOSS	SETTLEMENT GAIN/LOSS
X	117,322.1300- 189,229 2400	PAYABLE IN GBP RECEIVABLE IN EUR	16-NOV-01 21-NOV-01	21-NOV-01 21-NOV-01	0 00 0 00	165,811 37- 165,802.66	0 00 0 00	1,713.28 1,721.99-
X	11,484 1900- 18,522.8900	PAYABLE IN GBP RECEIVABLE IN EUR	16-NOV-01 20-NOV-01	20-NOV-01 20-NOV-01	0 00 0 00	16,277 69- 16,353 86	0 00 0 00	120.62 44.45-
X	27,071,749.0000- 248,981.4100	PAYABLE IN JPY RECEIVABLE IN EUR	16-NOV-01 21-NOV-01	21-NOV-01 21-NOV-01	0 00 0 00	219,850 17- 218,157.51	13.82- 0 00	586.89 2,265 73-
X	4 3100- 2 6500	PAYABLE IN SGD RECEIVABLE IN EUR	16-NOV-01 20-NOV-01	20-NOV-01 20-NOV-01	0 00 0 00	2.35- 2.34	0 00 0 00	0 00 0 01-
X	3,099.8900- 3,504 2800	PAYABLE IN USD RECEIVABLE IN EUR	16-NOV-01 21-NOV-01	21-NOV-01 21-NOV-01	3,099 89- 0 00	0 00 3,070 45	0 00 0 00	0 00 29.44-
X	10,161.0500- 11,491.8000	PAYABLE IN USD RECEIVABLE IN EUR	16-NOV-01 21-NOV-01	21-NOV-01 21-NOV-01	10,161.05- 0 00	0 00 10,069 12	0 00 0 00	0 00 91.93-
X	72,752.3800- 82,280.4600	PAYABLE IN USD RECEIVABLE IN EUR	16-NOV-01 20-NOV-01	20-NOV-01 20-NOV-01	72,752.38- 0 00	0 00 72,645 42	0 00 0 00	0 00 106.94-
X	14.5700- 8.5500	PAYABLE IN AUD RECEIVABLE IN EUR	19-NOV-01 21-NOV-01	21-NOV-01 21-NOV-01	0 00 0 00	7.53- 7.49	0 00 0 00	0 01- 0 03-
X	93,689 7600- 67,315 5300	PAYABLE IN CAD RECEIVABLE IN EUR	19-NOV-01 20-NOV-01	20-NOV-01 20-NOV-01	0 00 0 00	58,861 44- 59,432.88	0 00 0 00	329.11 242.33
X	123,118.3200- 88,460.4100	PAYABLE IN CAD RECEIVABLE IN EUR	19-NOV-01 21-NOV-01	21-NOV-01 21-NOV-01	0 00 0 00	76,881.68- 77,509 01	0 00 0 00	901.56 274.23-
X	53,822.2800- 38,016 9200	PAYABLE IN CAD RECEIVABLE IN EUR	19-NOV-01 21-NOV-01	21-NOV-01 21-NOV-01	0 00 0 00	33,109 90- 33,310.45	0 00 0 00	318.38 117 85-
X	80 0100- 54.1900	PAYABLE IN CHF RECEIVABLE IN EUR	19-NOV-01 21-NOV-01	21-NOV-01 21-NOV-01	0 00 0 00	48.32- 47.45	0 15- 0 00	0 52- 0 17-



Mellon Bank, N.A

FOREIGN EXCHANGE CONTRACT TRANSACTIONS
FOR THE PERIOD 01 JANUARY 2001 THROUGH 31 DECEMBER 2001

RUN DATE: 19-FEB-01
PAGE: 11
62540
BASE CURRENCY: USD

KNI F540481
JOHN S AND JAMES L KNIGHT FDN
CAPITAL GUARDIAN

TRAN CODE	UNITS	CONTRACT DESCRIPTION	TRADE DATE/ CONTRACT SETTLE DATE	ACTUAL PAY/REC SETTLE DATE	BASE COST	CURRENCY COST IN BASE	CURRENCY GAIN/LOSS	SETTLEMENT GAIN/LOSS
FX	79,054.1700- 8,575,006.0000	PAYABLE IN EUR RECEIVABLE IN JPY	19-NOV-01 21-NOV-01	21-NOV-01 21-NOV-01	0 00 0 00	70,406.76- 69,633.40	1,139.50- 0.00	272.9 93.1
FX	7,274.5700- 11,684.1800	PAYABLE IN GBP RECEIVABLE IN EUR	19-NOV-01 21-NOV-01	21-NOV-01 21-NOV-01	0 00 0 00	10,261.15- 10,237.68	0.00 0.00	7.2 36.2
FX	62.5700- 67 7400	PAYABLE IN GBP RECEIVABLE IN EUR	19-NOV-01 21-NOV-01	21-NOV-01 21-NOV-01	0 00 0 00	60.16- 59.35	0.00 0.00	0.6 0.2
FX	13,462 1500- 21,422 9000	PAYABLE IN GBP RECEIVABLE IN EUR	19-NOV-01 21-NOV-01	21-NOV-01 21-NOV-01	0.00 0 00	19,826.06- 18,770.74	0.00 0.00	188.9 66.4
FX	18,664,630 0000- 172,119.4200	PAYABLE IN JPY RECEIVABLE IN EUR	19-NOV-01 26-NOV-01	26-NOV-01 26-NOV-01	0.00 0 00	150,790.83- 151,327.39	601.89- 0.00	1,122.0 17.2
FX	43 1400- 4 5600	PAYABLE IN SEK RECEIVABLE IN EUR	19-NOV-01 21-NOV-01	21-NOV-01 21-NOV-01	0 00 0 00	4.08- 4.00	0.06- 0.00	0 0 0 0
FX	85,449 7800- 97,389 7700	PAYABLE IN USD RECEIVABLE IN EUR	19-NOV-01 21-NOV-01	21-NOV-01 21-NOV-01	85,449 78- 0 00	0.00 85,332.92	0.00 0.00	0.01 116.81
FX	1,779.1200- 2,010 0800	PAYABLE IN USD RECEIVABLE IN EUR	19-NOV-01 21-NOV-01	21-NOV-01 21-NOV-01	1,779 12- 0.00	0.00 1,761.23	0.00 0.00	0.01 17.81
FX	104,474.2500- 71,719.8100	PAYABLE IN CHF RECEIVABLE IN EUR	20-NOV-01 23-NOV-01	23-NOV-01 23-NOV-01	0 00 0 00	62,563.18- 62,869.59	0.00 0.00	758.2 451.81
FX	34,031 1500- 234,175.1200	PAYABLE IN EUR RECEIVABLE IN HKD	20-NOV-01 21-NOV-01	21-NOV-01 21-NOV-01	0 00 0.00	30,308.62- 30,025.92	490.53- 0.00	207.81 0.01
FX	5,765 3900- 619,564 0000	PAYABLE IN EUR RECEIVABLE IN JPY	20-NOV-01 26-NOV-01	26-NOV-01 26-NOV-01	0 00 0 00	5,115.71- 4,985.43	48.54- 0.00	15.21 66.44
FX	159,448 2200- 15,106,426 0000	PAYABLE IN EUR RECEIVABLE IN JPY	20-NOV-01 26-NOV-01	26-NOV-01 26-NOV-01	0 00 0.00	123,777.38- 121,556.44	1,174.50- 0.00	574.11 1,620.54

FOREIGN EXCHANGE CONTRACT TRANSACTIONS
FOR THE PERIOD 01 JANUARY 2001 THROUGH 31 DECEMBER 2001

RUN DATE: 19-FEB-01
PAGE: 111
62540
BASE CURRENCY: USD

KNI F540481
JOHN S AND JAMES L KNIGHT FDN
CAPITAL GUARDIAN

TRAN CODE	UNITS	CONTRACT DESCRIPTION	TRADE DATE/ CONTRACT SETTLE DATE	ACTUAL PAY/REC SETTLE DATE	BASE COST	CURRENCY COST IN BASE	CURRENCY GAIN/LOSS	SETTLEMENT GAIN/LOSS
FX	2,513 5800- 4,011.4600	PAYABLE IN GBP RECEIVABLE IN EUR	20-NOV-01 22-NOV-01	22-NOV-01 22-NOV-01	0.00 0 00	3,551.94- 3,526.88	0.00 0.00	10.22 14.04
FX	12,731,069 0000- 117,521.1800	PAYABLE IN JPY RECEIVABLE IN EUR	20-NOV-01 26-NOV-01	26-NOV-01 26-NOV-01	0.00 0.00	182,474.83- 183,324.62	33.51- 0.00	1,316.72 434.82
FX	105,266.4700- 119,187.5800	PAYABLE IN USD RECEIVABLE IN EUR	20-NOV-01 23-NOV-01	23-NOV-01 23-NOV-01	105,266.47- 0.00	0.00 104,479.83	0.00 0.00	0.00 786.64
FX	34,088 8800- 3,675.623 0000	PAYABLE IN EUR RECEIVABLE IN JPY	21-NOV-01 27-NOV-01	27-NOV-01 27-NOV-01	0.00 0.00	30,226.37- 29,655.28	177.26- 0.00	201.18 192.65
FX	23,339 4800- 37,632 5700	PAYABLE IN EUR RECEIVABLE IN SGD	21-NOV-01 26-NOV-01	26-NOV-01 26-NOV-01	0 00 0.00	20,716.65- 20,519.92	196.68- 0.00	34.19 29.04
FX	5,774,475.0000- 53,541.7200	PAYABLE IN JPY RECEIVABLE IN EUR	21-NOV-01 27-NOV-01	27-NOV-01 27-NOV-01	0 00 0.00	46,583.83- 47,207.73	5.18 6.00	324.25 294.47
FX	88,089 9500- 60,228.0900	PAYABLE IN CHF RECEIVABLE IN EUR	23-NOV-01 27-NOV-01	27-NOV-01 27-NOV-01	0.00 0.00	53,098.22- 53,096.85	0.00 0.00	309.29 307.12
FX	43,573.0500- 4,754,255 0000	PAYABLE IN EUR RECEIVABLE IN JPY	23-NOV-01 28-NOV-01	28-NOV-01 28-NOV-01	0.00 0.00	38,634.91- 38,591.30	33.55- 0.00	593.09 383.83
FX	23,233.8500- 37,452.9700	PAYABLE IN EUR RECEIVABLE IN SGD	23-NOV-01 27-NOV-01	27-NOV-01 27-NOV-01	0.00 0.00	20,606.13- 20,421.48	180.84- 0.01	125.99 62.17
FX	70,125 0000- 839 3800	PAYABLE IN JPY RECEIVABLE IN EUR	23-NOV-01 27-NOV-01	27-NOV-01 27-NOV-01	0 00 0.00	565.78- 563.67	0.00 0.00	5.37 3.26
FX	1,208.4500- 739 2400	PAYABLE IN SGD RECEIVABLE IN EUR	23-NOV-01 27-NOV-01	27-NOV-01 27-NOV-01	0.00 0 00	654.56- 651.79	0.01- 0.00	6.53 3.77
FX	37,532.2800- 25,612.3100	PAYABLE IN CHF RECEIVABLE IN EUR	26-NOV-01 29-NOV-01	29-NOV-01 29-NOV-01	0.00 0.00	22,458 74- 22,707.87	0.00 0.00	132.40 189.53



Mellon Bank, N.A

FOREIGN EXCHANGE CONTRACT TRANSACTIONS
FOR THE PERIOD 01 JANUARY 2001 THROUGH 31 DECEMBER 2001

RUN DATE 19-FEB-02
PAGE 119
G2540
BASE CURRENCY USD

KNI F540481
JOHN S AND JAMES L KNIGHT FDN
CAPITAL GUARDIAN

TRAN CODE	UNITS	CONTRACT DESCRIPTION	TRADE DATE/ CONTRACT SETTLE DATE	ACTUAL PAY/REC SETTLE DATE	BASE COST	CURRENCY COST IN BASE	CURRENCY GAIN/LOSS	SETTLEMENT GAIN/LOSS
FX	23,290.4400- 159,830.6400	PAYABLE IN EUR RECEIVABLE IN HKD	26-NOV-01 28-NOV-01	28-NOV-01 28-NOV-01	0 00 0.00	20,650 93- 20,495 31	17 93- 0.00	139 00- 1 31
FX	24,633 3200- 2,693,653 0000	PAYABLE IN EUR RECEIVABLE IN JPY	26-NOV-01 29-NOV-01	29-NOV-01 29-NOV-01	0 00 0 00	21,841 56- 21,747 56	1 66- 0 00	164 96- 72 62
FX	23,116.9700- 37,280.7400	PAYABLE IN EUR RECEIVABLE IN SGD	26-NOV-01 29-NOV-01	29-NOV-01 29-NOV-01	0 00 0 00	20,497 06- 20,381 38	1 55- 39.40	172 39- 18 86
FX	3,468,817 0000- 31,722.1500	PAYABLE IN JPY RECEIVABLE IN EUR	26-NOV-01 29-NOV-01	29-NOV-01 29-NOV-01	0 00 0 00	28,030 44- 28,124 86	24.49- 0.00	115.84- 234.75
FX	11,816 4600- 13,418.6500	PAYABLE IN USD RECEIVABLE IN EUR	26-NOV-01 28-NOV-01	28-NOV-01 28-NOV-01	11,816 46- 0.00	0 00 11,887.58	0.00 0.00	0.00 71.12
FX	22,937 9100- 157,385.8600	PAYABLE IN EUR RECEIVABLE IN HKD	27-NOV-01 29-NOV-01	29-NOV-01 29-NOV-01	0.00 0 00	20,338.29- 20,180 52	1.54- 0.00	156 74- 0 51
FX	44,189 1500- 4,837,386 0000	PAYABLE IN EUR RECEIVABLE IN JPY	27-NOV-01 30-NOV-01	30-NOV-01 30-NOV-01	0 00 0 00	39,184.63- 39,290 01	382.33 0.00	538 47- 261.52
FX	3,904,836 0000- 35,463.8700	PAYABLE IN JPY RECEIVABLE IN EUR	27-NOV-01 30-NOV-01	30-NOV-01 30-NOV-01	0 00 0 00	31,681 93- 31,932.71	27.26 0.00	265 06- 488 58
FX	91,628 3900- 10,081,239 0000	PAYABLE IN EUR RECEIVABLE IN JPY	28-NOV-01 03-DEC-01	03-DEC-01 03-DEC-01	0 00 0 00	81,251.28- 80,775.67	352.96 0.00	422 95- 406 52-
FX	25,209 7300- 40,945 6400	PAYABLE IN EUR RECEIVABLE IN SGD	28-NOV-01 30-NOV-01	30-NOV-01 30-NOV-01	0 00 0 00	22,354 67- 22,360 00	218.12 0.00	221.33- 8 54
FX	127,500.0000- 1,158.5600	PAYABLE IN JPY RECEIVABLE IN EUR	28-NOV-01 30-NOV-01	30-NOV-01 30-NOV-01	0 00 0 00	1,035 58- 1,437 37	0.00 0.00	9 21- 11.00
FX	1,092 0000- 1,738 8500	PAYABLE IN GBP RECEIVABLE IN EUR	29-NOV-01 03-DEC-01	03-DEC-01 03-DEC-01	0 00 0.00	1,549 88- 1,548 62	1 96 0.00	10.18- 6.96

FOREIGN EXCHANGE CONTRACT TRANSACTIONS
FOR THE PERIOD 01 JANUARY 2001 THROUGH 31 DECEMBER 2001

RUN DATE 19-FEB-02
PAGE 120
G2540
BASE CURRENCY: USD

KNI F540481
JOHN S AND JAMES L KNIGHT FDN
CAPITAL GUARDIAN

TRAN CODE	UNITS	CONTRACT DESCRIPTION	TRADE DATE/ CONTRACT SETTLE DATE	ACTUAL PAY/REC SETTLE DATE	BASE COST	CURRENCY COST IN BASE	CURRENCY GAIN/LOSS	SETTLEMENT GAIN/LOSS
FX	21,080.0000- 190.7200	PAYABLE IN JPY RECEIVABLE IN EUR	29-NOV-01 03-DEC-01	03-DEC-01 03-DEC-01	0 00 0 00	178.25- 169.84	0.00 0.00	1.16- 0.77
FX	90,887 6000- 102,250 7800	PAYABLE IN USD RECEIVABLE IN EUR	29-NOV-01 03-DEC-01	03-DEC-01 03-DEC-01	90,887 60- 0 00	0 00 91,071.67	0.00 0.00	0.00 184.07
FX	6,203 1000- 9,863.4100	PAYABLE IN GBP RECEIVABLE IN EUR	30-NOV-01 04-DEC-01	04-DEC-01 04-DEC-01	0.00 0 00	8,804.10- 8,793.23	17.33 0.00	10.27 38.47-
FX	8,064,230 0000- 72,966.2500	PAYABLE IN JPY RECEIVABLE IN EUR	30-NOV-01 05-DEC-01	05-DEC-01 05-DEC-01	0 00 0.00	64,947.83- 64,808 62	47.18- 0.00	433.33 523.36-
FX	97,147.5000- 108,423 5500	PAYABLE IN USD RECEIVABLE IN EUR	30-NOV-01 04-DEC-01	04-DEC-01 04-DEC-01	97,147.50- 0.00	0 00 96,659 59	0.00 0.00	0.00 487.91-
FX	5,269 4200- 8,335 8500	PAYABLE IN GBP RECEIVABLE IN EUR	03-DEC-01 05-DEC-01	05-DEC-01 05-DEC-01	0 00 0 00	7,478.93- 7,403.19	9.53- 0.00	46 20- 20.81-
FX	92,800.0000- 13,267 7600	PAYABLE IN HKD RECEIVABLE IN EUR	03-DEC-01 05-DEC-01	05-DEC-01 05-DEC-01	0 00 0.00	11,899.27- 11,784.42	1.38- 0.00	81.62- 31.85-
FX	318,250.0000- 2,789.8100	PAYABLE IN JPY RECEIVABLE IN EUR	03-DEC-01 05-DEC-01	05-DEC-01 05-DEC-01	0 00 0 00	2,496 88- 2,477.20	0.00 0.00	12.99- 6.69-
FX	127,500 0000- 1,146.1700	PAYABLE IN JPY RECEIVABLE IN EUR	03-DEC-01 05-DEC-01	05-DEC-01 05-DEC-01	0 00 0 00	1,026.12- 1,018.03	0.00 0 00	5.34- 2.75-
FX	40,115 8700- 23,253.5500	PAYABLE IN AUD RECEIVABLE IN EUR	04-DEC-01 07-DEC-01	07-DEC-01 07-DEC-01	0 00 0 00	20,717 61- 20,714 26	9 88- 0 88	22.73 16.28-
FX	113,494 1300- 12,527,482 0000	PAYABLE IN EUR RECEIVABLE IN JPY	04-DEC-01 07-DEC-01	07-DEC-01 07-DEC-01	0 00 0 00	100,698 55- 99,737.14	402.82 0.01	190.49- 1,172.95-
FX	27,505 7900- 44,958 2280	PAYABLE IN EUR RECEIVABLE IN SGD	04-DEC-01 07-DEC-01	07-DEC-01 07-DEC-01	0 00 0 00	24,404 73- 24,511.88	97.43 0 00	9.78- 18.70



Mellon Bank, N.A

FOREIGN EXCHANGE CONTRACT TRANSACTIONS
FOR THE PERIOD 01 JANUARY 2001 THROUGH 31 DECEMBER 2001

RUN DATE: 19-FEB-0
PAGE: 12
G2540
BASE CURRENCY: USD

KNI F540481
JOHN S AND JAMES L KNIGHT FDM
CAPITAL GUARDIAN

TRAN CODE	UNITS	CONTRACT DESCRIPTION	TRADE DATE/ CONTRACT SETTLE DATE	ACTUAL PAY/REC SETTLE DATE	BASE COST	CURRENCY COST IN BASE	CURRENCY GAIN/LOSS	SETTLEMENT GAIN/LOSS
FX	310,250 0000- 2,795 5500	PAYABLE IN JPY RECEIVABLE IN EUR	04-DEC-01 06-DEC-01	06-DEC-01 06-DEC-01	0.00 0.00	2,496.88- 2,491.39	5.01- 0.00	1.11 0.81
FX	107,100 0000- 965 0400	PAYABLE IN JPY RECEIVABLE IN EUR	04-DEC-01 06-DEC-01	06-DEC-01 06-DEC-01	0.00 0.00	861.94- 860.04	2.01- 0.00	0.41 0.21
FX	263,713 0000- 2,376.2200	PAYABLE IN JPY RECEIVABLE IN EUR	04-DEC-01 06-DEC-01	06-DEC-01 06-DEC-01	0.00 0.00	2,122.35- 2,117.69	4.94- 0.00	0.91 0.71
FX	47,347 8100- 27,643.5100	PAYABLE IN AUD RECEIVABLE IN EUR	05-DEC-01 10-DEC-01	10-DEC-01 10-DEC-01	0.00 0.00	24,369.92- 24,564.02	0.00 0.00	103.01 11.01
FX	26,240 7500- 17,820 5400	PAYABLE IN CHF RECEIVABLE IN EUR	05-DEC-01 10-DEC-01	10-DEC-01 10-DEC-01	0.00 0.00	15,746.97- 15,835.33	0.00 0.00	81.21 7.11
FX	22,764 3800- 33,520 5500	PAYABLE IN EUR RECEIVABLE IN CHF	05-DEC-01 10-DEC-01	10-DEC-01 10-DEC-01	0.00 0.00	20,199.04- 20,115.55	29.39 0.00	42.61 70.21
FX	178,500 0000- 1,603.4900	PAYABLE IN JPY RECEIVABLE IN EUR	05-DEC-01 07-DEC-01	07-DEC-01 07-DEC-01	0.00 0.00	1,430.47- 1,428.39	9.35- 0.00	5.11 4.11
FX	293,250 0000- 2,634.3000	PAYABLE IN JPY RECEIVABLE IN EUR	05-DEC-01 07-DEC-01	07-DEC-01 07-DEC-01	0.00 0.00	2,350.05- 2,346.63	15.35- 0.00	5.01 6.81
FX	3,935,697.0000- 35,714 1300	PAYABLE IN JPY RECEIVABLE IN EUR	05-DEC-01 10-DEC-01	10-DEC-01 10-DEC-01	0.00 0.00	31,235.76- 31,735.58	44.61- 0.00	530.11 14.21
FX	32,665.5800- 18,818.7500	PAYABLE IN AUD RECEIVABLE IN EUR	06-DEC-01 10-DEC-01	10-DEC-01 10-DEC-01	0.00 0.00	16,861.97- 16,722.34	49.00- 0.00	41.71 48.91
FX	39,681.8000- 26,928.5300	PAYABLE IN CHF RECEIVABLE IN EUR	06-DEC-01 11-DEC-01	11-DEC-01 11-DEC-01	0.00 0.00	23,870.24- 23,931.38	0.00 0.00	128.41 67.31
FX	36,391.8400- 62,706.7800	PAYABLE IN EUR RECEIVABLE IN AUD	06-DEC-01 11-DEC-01	11-DEC-01 11-DEC-01	0.00 0.00	32,292.07- 32,262.64	48.54 0.00	184.51 263.31

FOREIGN EXCHANGE CONTRACT TRANSACTIONS
FOR THE PERIOD 01 JANUARY 2001 THROUGH 31 DECEMBER 2001

RUN DATE: 19-FEB-0
PAGE: 12
G2540
BASE CURRENCY: USD

KNI F540481
JOHN S AND JAMES L KNIGHT FDM
CAPITAL GUARDIAN

TRAN CODE	UNITS	CONTRACT DESCRIPTION	TRADE DATE/ CONTRACT SETTLE DATE	ACTUAL PAY/REC SETTLE DATE	BASE COST	CURRENCY COST IN BASE	CURRENCY GAIN/LOSS	SETTLEMENT GAIN/LOSS
FX	144,625 2100- 213,119.7100	PAYABLE IN EUR RECEIVABLE IN CHF	06-DEC-01 11-DEC-01	11-DEC-01 11-DEC-01	0.00 0.00	128,335.46- 128,113.21	192.94 86.81-	167.01 495.41
FX	47,194.2600- 328,014.3000	PAYABLE IN EUR RECEIVABLE IN HKD	06-DEC-01 10-DEC-01	10-DEC-01 10-DEC-01	0.00 0.00	41,875.89- 42,056.35	60.93 0.00	117.91 1.61
FX	26,926.6300- 2,984,817.0000	PAYABLE IN EUR RECEIVABLE IN JPY	06-DEC-01 10-DEC-01	10-DEC-01 10-DEC-01	0.00 0.00	23,892.24- 23,653.23	34.76 0.00	38.71 310.51
FX	26,907 5500- 3,002,344 0000	PAYABLE IN EUR RECEIVABLE IN JPY	06-DEC-01 11-DEC-01	11-DEC-01 11-DEC-01	0.00 0.00	23,876.84- 23,774.35	35.90 0.00	193.71 332.11
FX	265,200 0000- 2,370.4000	PAYABLE IN JPY RECEIVABLE IN EUR	06-DEC-01 10-DEC-01	10-DEC-01 10-DEC-01	0.00 0.00	2,104.77- 2,106.34	3.01- 0.00	10.74 6.11
FX	132,887.8300- 76,956.1200	PAYABLE IN AUD RECEIVABLE IN EUR	07-DEC-01 12-DEC-01	12-DEC-01 12-DEC-01	0.00 0.00	68,982.07- 68,891.12	0.00 0.00	629.54 338.61
FX	0.1100- 0.0700	PAYABLE IN CAD RECEIVABLE IN USD	07-DEC-01 11-DEC-01	11-DEC-01 11-DEC-01	0.00 0.07	0.06- 0.00	0.01 0.00	0.01 0.01
FX	27,549.5300- 18,487.7800	PAYABLE IN CHF RECEIVABLE IN EUR	07-DEC-01 12-DEC-01	12-DEC-01 12-DEC-01	0.00 0.00	16,711.88- 16,729.30	0.00 0.00	64.81 82.21
FX	42,199.5500- 4,708,204 0000	PAYABLE IN EUR RECEIVABLE IN JPY	07-DEC-01 12-DEC-01	12-DEC-01 12-DEC-01	0.00 0.00	37,448.82- 37,292.70	328.22 0.00	292.81 191.51
FX	27,998 6900- 45,594 0300	PAYABLE IN EUR RECEIVABLE IN SGD	07-DEC-01 12-DEC-01	12-DEC-01 12-DEC-01	0.00 0.00	24,838.18- 24,903.88	219.09 0.00	199.51 46.11
FX	5 8900- 0 7500	PAYABLE IN HKD RECEIVABLE IN USD	07-DEC-01 11-DEC-01	11-DEC-01 11-DEC-01	0.00 0.75	0.75- 0.00	0.01 0.00	0.01 0.01
FX	13,148.0100- 19,466 9500	PAYABLE IN EUR RECEIVABLE IN CHF	10-DEC-01 12-DEC-01	12-DEC-01 12-DEC-01	0.00 0.00	11,667.84- 11,888.89	102.26 0.00	88.81 126.81



Mellon Bank, N.A

FOREIGN EXCHANGE CONTRACT TRANSACTIONS
FOR THE PERIOD 01 JANUARY 2001 THROUGH 31 DECEMBER 2001

RUN DATE 19-FEB-02
PAGE 123
62540
BASE CURRENCY USD

KNI F540481
JOHN S AND JAMES L KNIGHT FDN
CAPITAL GUARDIAN

TRAN CODE	UNITS	CONTRACT DESCRIPTION	TRADE DATE/ CONTRACT SETTLE DATE	ACTUAL PAY/REC SETTLE DATE	BASE COST	CURRENCY COST IN BASE	CURRENCY GAIN/LOSS	SETTLEMENT GAIN/LOSS
FX	3,202,620 0000- 28,592 2700	PAYABLE IN JPY RECEIVABLE IN EUR	10-DEC-01 13-DEC-01	13-DEC-01 13-DEC-01	0 00 0 00	25,367.29- 25,664 42	26 10- 0 00	65.90 257.33
FX	45,560 0000- 404 2900	PAYABLE IN JPY RECEIVABLE IN EUR	10-DEC-01 12-DEC-01	12-DEC-01 12-DEC-01	0 00 0 00	360 87- 361 92	0 00 0 00	1.62- 2.67
FX	410,040 0000- 3,638 6500	PAYABLE IN JPY RECEIVABLE IN EUR	10-DEC-01 12-DEC-01	12-DEC-01 12-DEC-01	0 00 0 00	3,247.84- 3,257 32	0.00 0.00	14.54- 24 02
FX	76,500 0000- 678 8500	PAYABLE IN JPY RECEIVABLE IN EUR	10-DEC-01 12-DEC-01	12-DEC-01 12-DEC-01	0 00 0 00	605.94- 607.71	0.00 0 00	2.71- 4.48
FX	64,600 0000- 573.2500	PAYABLE IN JPY RECEIVABLE IN EUR	10-DEC-01 12-DEC-01	12-DEC-01 12-DEC-01	0 00 0 00	511.68- 513.17	0.00 0.00	2.29- 3.78
FX	153,000 0000- 1,357.7100	PAYABLE IN JPY RECEIVABLE IN EUR	10-DEC-01 12-DEC-01	12-DEC-01 12-DEC-01	0 00 0 00	1,211 88- 1,215.42	0 00 0 00	5 42- 8.96
FX	106,200 0100- 61,433.9200	PAYABLE IN AUD RECEIVABLE IN EUR	11-DEC-01 13-DEC-01	13-DEC-01 13-DEC-01	0 00 0 00	55,160 70- 55,143 09	0 00 0.00	564.38- 546.77
FX	179,901 6100- 104,007 4100	PAYABLE IN AUD RECEIVABLE IN EUR	11-DEC-01 14-DEC-01	14-DEC-01 14-DEC-01	0 00 0 00	93,243 00- 93,887 49	0.00 0 00	811.61- 1,456.10
FX	23,569 4700- 163,949 2000	PAYABLE IN EUR RECEIVABLE IN HKD	11-DEC-01 13-DEC-01	13-DEC-01 13-DEC-01	0 00 0 00	20,919 89- 21,019 67	236.07 0.00	135.21- 1.08-
FX	132,620 2400- 14,922,429 0000	PAYABLE IN EUR RECEIVABLE IN JPY	11-DEC-01 14-DEC-01	14-DEC-01 14-DEC-01	0 00 0 00	117,798.11- 117,167.32	1,918.18 0.00	1,551.59- 997.36-
FX	3,142,918 0000- 27,880 0500	PAYABLE IN JPY RECEIVABLE IN EUR	11-DEC-01 13-DEC-01	13-DEC-01 13-DEC-01	0 00 0 00	24,874.82- 25,025.15	6.03- 0.00	91.79- 248.13
FX	4,693,350 0000- 41,711 2500	PAYABLE IN JPY RECEIVABLE IN EUR	11-DEC-01 14-DEC-01	14-DEC-01 14-DEC-01	0 00 0 00	36,851.05- 37,652 75	0.00 0 00	217 74 583 96

FOREIGN EXCHANGE CONTRACT TRANSACTIONS
FOR THE PERIOD 01 JANUARY 2001 THROUGH 31 DECEMBER 2001

RUN DATE 19-FEB-02
PAGE 124
62540
BASE CURRENCY USD

KNI F540481
JOHN S AND JAMES L KNIGHT FDN
CAPITAL GUARDIAN

TRAN CODE	UNITS	CONTRACT DESCRIPTION	TRADE DATE/ CONTRACT SETTLE DATE	ACTUAL PAY/REC SETTLE DATE	BASE COST	CURRENCY COST IN BASE	CURRENCY GAIN/LOSS	SETTLEMENT GAIN/LOSS
X	53,426 1000- 30,900 0000	PAYABLE IN AUD RECEIVABLE IN EUR	12-DEC-01 17-DEC-01	17-DEC-01 17-DEC-01	0 00 0 00	27,681.88- 27,964.50	12.50- 0.00	7.70- 302.82
X	0.1100- 0 0800	PAYABLE IN CAD RECEIVABLE IN EUR	12-DEC-01 14-DEC-01	14-DEC-01 14-DEC-01	0.00 0 00	0.07- 0.07	0.00 0.00	0.00 0.00
X	121,083.3200- 85,990.5700	PAYABLE IN CAD RECEIVABLE IN EUR	12-DEC-01 14-DEC-01	14-DEC-01 14-DEC-01	0 00 0.00	77,339 88- 77,623.69	0.00 0.00	361.12- 644.93
X	11,567 9100- 81,044 7700	PAYABLE IN EUR RECEIVABLE IN HKD	12-DEC-01 14-DEC-01	14-DEC-01 14-DEC-01	0.00 0.00	10,275.04- 10,390.62	167.31 0 00	51.60- 0.13-
X	24,318.2900- 2,756,478 0000	PAYABLE IN EUR RECEIVABLE IN JPY	12-DEC-01 17-DEC-01	17-DEC-01 17-DEC-01	0 00 0 00	21,622.01- 21,599 95	386.04 0.00	174.56- 233.54-
X	4,717 9600- 4,207 4800	PAYABLE IN EUR RECEIVABLE IN USD	12-DEC-01 14-DEC-01	14-DEC-01 14-DEC-01	0 00 4,207 48	4,190 66- 0.00	68.24 0.00	51.42- 0.00
X	5 8900- 0 8400	PAYABLE IN HKD RECEIVABLE IN EUR	12-DEC-01 14-DEC-01	14-DEC-01 14-DEC-01	0 00 0 00	0 76- 0.76	0.00 0.00	0.01- 0.01
X	273,700 0000- 2,405 5200	PAYABLE IN JPY RECEIVABLE IN EUR	12-DEC-01 14-DEC-01	14-DEC-01 14-DEC-01	0 00 0 00	2,149 83- 2,171.46	0.00 0 00	4.39 18.04
X	12,857,647 0000- 113,433 1500	PAYABLE IN JPY RECEIVABLE IN EUR	12-DEC-01 17-DEC-01	17-DEC-01 17-DEC-01	0 00 0 00	100,760.21- 102,657.00	6.80- 0.00	791.95 1,111.64
X	0 0700- 0.1100	PAYABLE IN USD RECEIVABLE IN CAD	12-DEC-01 14-DEC-01	14-DEC-01 14-DEC-01	0 07- 0 00	0 00 0 07	0.00 0.00	0.00 0.00
X	0 7600- 5 8900	PAYABLE IN USD RECEIVABLE IN HKD	12-DEC-01 14-DEC-01	14-DEC-01 14-DEC-01	0 76- 0.00	0.00 0.76	0 00 0.00	0.00 0.00
X	79,961.6000- 56,815.1800	PAYABLE IN CAD RECEIVABLE IN EUR	13-DEC-01 17-DEC-01	17-DEC-01 17-DEC-01	0 00 0.00	51,181.54- 51,417.74	13.59 0 00	197.82- 420.45



Mellon Bank, N.A

KNI F540481
JOHN S AND JAMES L KNIGHT FDN
CAPITAL GUARDIAN

FOREIGN EXCHANGE CONTRACT TRANSACTIONS
FOR THE PERIOD 01 JANUARY 2001 THROUGH 31 DECEMBER 2001

RUN DATE: 19-FEB-02
PAGE: 125
G2540
BASE CURRENCY: USD

TRAN CODE	UNITS	CONTRACT DESCRIPTION	TRADE DATE/ CONTRACT SETTLE DATE	ACTUAL PAY/REC SETTLE DATE	BASE COST	CURRENCY COST IN BASE	CURRENCY GAIN/LOSS	SETTLEMENT GAIN/LOSS
FX	23 6100- 16 0100	PAYABLE IN CHF RECEIVABLE IN EUR	13-DEC-01 17-DEC-01	17-DEC-01 17-DEC-01	0 00 0 00	14.47- 14.49	0.00 0.00	0.10 0.12
FX	11,337 1400- 16,711 8500	PAYABLE IN EUR RECEIVABLE IN CHF	13-DEC-01 18-DEC-01	18-DEC-01 18-DEC-01	0 00 0.00	10,085.29- 10,221.31	137.41 0.00	46.82 45.43
FX	24,446 5200- 2,750,056 0000	PAYABLE IN EUR RECEIVABLE IN JPY	13-DEC-01 18-DEC-01	18-DEC-01 18-DEC-01	0 00 0 00	21,747.13- 21,571.75	296.30 0.00	219.91 251.77
FX	13,804.8100- 12,322 1700	PAYABLE IN EUR RECEIVABLE IN USD	13-DEC-01 17-DEC-01	17-DEC-01 17-DEC-01	0.00 12,322.17	12,274.21- 0.00	219.14 0.00	171.14 0.00
FX	112,625.0000- 989 1500	PAYABLE IN JPY RECEIVABLE IN EUR	13-DEC-01 17-DEC-01	17-DEC-01 17-DEC-01	0 00 0.00	882.54- 895.18	0.00 0.00	5.32 7.32
FX	6,256,112 0000- 55,452 1500	PAYABLE IN JPY RECEIVABLE IN EUR	13-DEC-01 18-DEC-01	18-DEC-01 18-DEC-01	0 00 0 00	48,939.01- 50,001.20	7.71- 0.00	842.55 227.35
FX	19,779.7200- 14,011 2000	PAYABLE IN CAD RECEIVABLE IN EUR	14-DEC-01 18-DEC-01	18-DEC-01 18-DEC-01	0 00 0.00	12,573.66- 12,633.97	6.33- 0.00	80.65 14.01
FX	7,679 8000- 5,406 4100	PAYABLE IN CAD RECEIVABLE IN EUR	14-DEC-01 18-DEC-01	18-DEC-01 18-DEC-01	0 00 0 00	4,916.96- 4,874.96	37.49- 0.00	0 90 5 41
FX	11,360 8300- 16,725.4200	PAYABLE IN EUR RECEIVABLE IN CHF	14-DEC-01 17-DEC-01	17-DEC-01 17-DEC-01	0 00 0 00	10,101.20- 10,252.19	180.35 0.00	45.05 15.69
FX	20,355 4700- 29,963.2500	PAYABLE IN EUR RECEIVABLE IN CHF	14-DEC-01 19-DEC-01	19-DEC-01 19-DEC-01	0 00 0 00	18,112.01- 18,270.27	175.34 0.00	51.13 68.21
FX	11,344.7300- 80,014.1800	PAYABLE IN EUR RECEIVABLE IN HKD	14-DEC-01 18-DEC-01	18-DEC-01 18-DEC-01	0 00 0 00	10,127.63- 10,259.16	137.98 0.01	7 12 0.66
FX	35,595 7000- 4,101,692.0000	PAYABLE IN EUR RECEIVABLE IN JPY	14-DEC-01 19-DEC-01	19-DEC-01 19-DEC-01	0 00 0 00	31,672 55- 32,019.45	304.63 0.00	226.32 186.05

KNI F540481
JOHN S AND JAMES L KNIGHT FDN
CAPITAL GUARDIAN

FOREIGN EXCHANGE CONTRACT TRANSACTIONS
FOR THE PERIOD 01 JANUARY 2001 THROUGH 31 DECEMBER 2001

RUN DATE: 19-FEB-02
PAGE: 126
G2540
BASE CURRENCY: USD

TRAN CODE	UNITS	CONTRACT DESCRIPTION	TRADE DATE/ CONTRACT SETTLE DATE	ACTUAL PAY/REC SETTLE DATE	BASE COST	CURRENCY COST IN BASE	CURRENCY GAIN/LOSS	SETTLEMENT GAIN/LOSS
FX	9 6400- 15 3400	PAYABLE IN GBP RECEIVABLE IN EUR	14-DEC-01 18-DEC-01	18-DEC-01 18-DEC-01	0 00 0.00	14.07- 13.85	0.00 0.00	0.20 0.02
FX	10,158,944 0000- 88,162.3400	PAYABLE IN JPY RECEIVABLE IN EUR	14-DEC-01 19-DEC-01	19-DEC-01 19-DEC-01	0.00 0 00	79,315 84- 79,205.05	11.03- 0.00	279.33 379.09
FX	29,406.9600- 20,783.7700	PAYABLE IN CAD RECEIVABLE IN EUR	17-DEC-01 19-DEC-01	19-DEC-01 19-DEC-01	0.00 0.00	18,676.58- 18,672.14	1.94- 0.00	134.67 137.17
FX	5,682.0000- 3,995.2200	PAYABLE IN CAD RECEIVABLE IN EUR	17-DEC-01 19-DEC-01	19-DEC-01 19-DEC-01	0 00 0.00	3,608.68- 3,589.31	0.37- 0.00	7.36 26.36
FX	29,445.6400- 43,411.7000	PAYABLE IN EUR RECEIVABLE IN CHF	17-DEC-01 20-DEC-01	20-DEC-01 20-DEC-01	0.00 0.00	26,207.42- 26,554.75	217.10 0.00	185.57 53.34
FX	20,474.1700- 12,659.1800	PAYABLE IN EUR RECEIVABLE IN GBP	17-DEC-01 20-DEC-01	20-DEC-01 20-DEC-01	0 00 0.00	18,222.57- 18,320.37	150.95 0.00	79.77 132.92
FX	23,395.1100- 2,690,906.0000	PAYABLE IN EUR RECEIVABLE IN JPY	17-DEC-01 20-DEC-01	20-DEC-01 20-DEC-01	0.00 0.00	20,822 20- 20,922.99	172.49 0.00	91.36 163.14
FX	1,020 8000- 1,630 7000	PAYABLE IN GBP RECEIVABLE IN EUR	17-DEC-01 19-DEC-01	19-DEC-01 19-DEC-01	0 00 0.00	1,485.34- 1,445.82	6.67- 0.00	2.91 10.76
FX	171,904 0000- 1,478 4900	PAYABLE IN JPY RECEIVABLE IN EUR	17-DEC-01 19-DEC-01	19-DEC-01 19-DEC-01	0 00 0.00	1,341 95- 1,328 28	0.00 0.00	3.92 9.75
FX	20,726.7700- 12,491.2700	PAYABLE IN SGD RECEIVABLE IN EUR	17-DEC-01 20-DEC-01	20-DEC-01 20-DEC-01	0.00 0.00	11,289.71- 11,209.67	0.00 0.00	14.89 94.93
FX	97,192.2700- 68,517.6400	PAYABLE IN CAD RECEIVABLE IN EUR	18-DEC-01 20-DEC-01	20-DEC-01 20-DEC-01	0.00 0.00	61,451.07- 61,487.73	4.32- 0.00	135.61 294.63
FX	14,723.9800- 21,711 9800	PAYABLE IN EUR RECEIVABLE IN CHF	18-DEC-01 21-DEC-01	21-DEC-01 21-DEC-01	0.00 0.00	13,106.70- 13,162.85	44.53- 0.00	219.33 136.65



Mellon Bank, N A

FOREIGN EXCHANGE CONTRACT TRANSACTIONS
FOR THE PERIOD 01 JANUARY 2001 THROUGH 31 DECEMBER 2001

RUN DATE 19-FEB-02
PAGE 127
G2540
BASE CURRENCY USD

KNI F540481
JOHN S AND JAMES L KNIGHT FDM
CAPITAL GUARDIAN

TRAN CODE	UNITS	CONTRACT DESCRIPTION	TRADE DATE/ CONTRACT SETTLE DATE	ACTUAL PAY/REC SETTLE DATE	BASE COST	CURRENCY COST IN BASE	CURRENCY GAIN/LOSS	SETTLEMENT GAIN/LOSS
FX	23,158 1600- 162,767 1100	PAYABLE IN EUR RECEIVABLE IN HKD	18-DEC-01 20-DEC-01	20-DEC-01 20-DEC-01	0 00 0 00	20,611 39- 20,872 39	170 74 0 00	87 32 2 94
FX	3,673 5000- 5,904 0500	PAYABLE IN GBP RECEIVABLE IN EUR	18-DEC-01 20-DEC-01	20-DEC-01 20-DEC-01	0.00 0 00	5,349 50- 5,298.29	33.21- 0 00	7 39 25 39-
FX	78,219.2400- 44,402.3800	PAYABLE IN AUD RECEIVABLE IN EUR	19-DEC-01 24-DEC-01	24-DEC-01 24-DEC-01	0 00 0 00	39,850 27- 36,989 73	67.96- 0.00	108 79 901 37-
FX	29,556 1500- 20,880.3600	PAYABLE IN CAD RECEIVABLE IN EUR	19-DEC-01 21-DEC-01	21-DEC-01 21-DEC-01	0 00 0.00	18,676 78- 18,520 88	30.54- 0.00	112.68 238.04-
FX	3,778 0000- 2,650.1100	PAYABLE IN CAD RECEIVABLE IN EUR	19-DEC-01 20-DEC-01	20-DEC-01 20-DEC-01	0 00 0 00	2,399 44- 2,378 21	3 14- 0 00	15 44- 2 65-
FX	3,822.2800- 2,681 1700	PAYABLE IN CAD RECEIVABLE IN EUR	19-DEC-01 21-DEC-01	21-DEC-01 21-DEC-01	0 00 0 00	2,411.38- 2,378.20	0.00 0 00	2 62- 30 56-
FX	139,995 0000- 1,206 3500	PAYABLE IN JPY RECEIVABLE IN EUR	19-DEC-01 21-DEC-01	21-DEC-01 21-DEC-01	0.00 0 00	1,089.26- 1,070 01	8.76- 0 00	3.27 13 76-
FX	31,240.0000- 17,467 1500	PAYABLE IN AUD RECEIVABLE IN EUR	20-DEC-01 21-DEC-01	21-DEC-01 21-DEC-01	0 00 0 00	16,086.59- 15,493 36	269 78- 0 00	141 79- 181 66-
FX	39,044 4200- 21,935 0700	PAYABLE IN AUD RECEIVABLE IN EUR	28-DEC-01 27-DEC-01	27-DEC-01 27-DEC-01	0.00 0 00	19,835 35- 19,452.02	8 59- 0 00	149 47- 225 27-
FX	8,978 1200- 6,307 5200	PAYABLE IN CAD RECEIVABLE IN EUR	20-DEC-01 21-DEC-01	21-DEC-01 21-DEC-01	0 00 0.00	5,664.07- 5,594.77	0.00 0.00	3.70- 65.60-
FX	9,802.2700- 6,886 5200	PAYABLE IN CAD RECEIVABLE IN EUR	20-DEC-01 21-DEC-01	21-DEC-01 21-DEC-01	0 00 0 00	6,184 01- 6,108.54	0 00 0.00	4.05- 71 62-
FX	9,932 7800- 6,978 2100	PAYABLE IN CAD RECEIVABLE IN EUR	20-DEC-01 24-DEC-01	24-DEC-01 24-DEC-01	0 00 0.00	6,214.20- 6,127.57	0.00 0.00	48.05 134 68-

FOREIGN EXCHANGE CONTRACT TRANSACTIONS
FOR THE PERIOD 01 JANUARY 2001 THROUGH 31 DECEMBER 2001

RUN DATE 19-FEB-02
PAGE 128
G2540
BASE CURRENCY: USD

KNI F540481
JOHN S AND JAMES L KNIGHT FDM
CAPITAL GUARDIAN

TRAN CODE	UNITS	CONTRACT DESCRIPTION	TRADE DATE/ CONTRACT SETTLE DATE	ACTUAL PAY/REC SETTLE DATE	BASE COST	CURRENCY COST IN BASE	CURRENCY GAIN/LOSS	SETTLEMENT GAIN/LOSS
FX	16,866.0000- 11,851.5900	PAYABLE IN CAD RECEIVABLE IN EUR	20-DEC-01 27-DEC-01	27-DEC-01 27-DEC-01	0.00 0.00	10,559.07- 10,509.99	0.00 0.00	72.64 121.72-
FX	30,411 8300- 3,516,824.0000	PAYABLE IN EUR RECEIVABLE IN JPY	20-DEC-01 21-DEC-01	21-DEC-01 21-DEC-01	0 00 0 00	27,871.40- 27,143.32	96.11- 0.00	369.58 201 55-
FX	8,528 6200- 4,838 9300	PAYABLE IN AUD RECEIVABLE IN EUR	21-DEC-01 28-DEC-01	28-DEC-01 28-DEC-01	0 00 0 00	4,346.18- 4,266 97	0.00 0.00	55.36- 23.85-
FX	3,789.5800- 2,650.4000	PAYABLE IN CAD RECEIVABLE IN EUR	21-DEC-01 27-DEC-01	27-DEC-01 27-DEC-01	0 00 0 00	2,378.86- 2,350.73	1.63 0.00	21.23- 0.53-
FX	80,155.8400- 56,957 1800	PAYABLE IN CAD RECEIVABLE IN EUR	21-DEC-01 27-DEC-01	27-DEC-01 27-DEC-01	0 00 0.00	59,175.56- 59,509.63	6.52 0.00	338 94 11.39-
FX	6,998 8900- 4,227.3500	PAYABLE IN EUR RECEIVABLE IN GBP	21-DEC-01 27-DEC-01	27-DEC-01 27-DEC-01	0.00 0 00	6,228.99- 6,144.00	22.37- 0.00	123.91- 61.29
FX	10,497.2400- 6,340.3300	PAYABLE IN EUR RECEIVABLE IN GBP	21-DEC-01 28-DEC-01	28-DEC-01 28-DEC-01	0.00 0.00	9,341 72- 9,183.32	85.25- 0.01-	136.98- 63.84
FX	5,895.6400- 40,809.0300	PAYABLE IN EUR RECEIVABLE IN HKD	21-DEC-01 28-DEC-01	28-DEC-01 28-DEC-01	0.00 0.00	5,246.66- 5,233.81	47.88- 0.00	34.76 0.27
FX	11,463.2200- 1,319,142.0000	PAYABLE IN EUR RECEIVABLE IN JPY	21-DEC-01 27-DEC-01	27-DEC-01 27-DEC-01	0.00 0.00	10,202 20- 10,044.48	36.62- 0.00	15 73 136 63-
FX	41,290.9100- 23,928 4400	PAYABLE IN AUD RECEIVABLE IN EUR	24-DEC-01 02-JAN-02		0 00 0 00	0 00 0 00	0.00 0.00	0.00 0 00
FX	10,724.8000- 6,130.2100	PAYABLE IN AUD RECEIVABLE IN EUR	24-DEC-01 27-DEC-01	27-DEC-01 27-DEC-01	0.00 0 00	5,446.05- 5,436.27	0.00 0.00	63.11- 53.33
FX	50,014.3000- 35,696.4500	PAYABLE IN CAD RECEIVABLE IN EUR	24-DEC-01 28-DEC-01	28-DEC-01 28-DEC-01	0 00 0 00	31,321.58- 31,477.13	0 00 0.00	23.47 132.08



Mellon Bank, N.A.

KNI F540481
JOHN S AND JAMES L KNIGHT FDN
CAPITAL GUARDIAN

FOREIGN EXCHANGE CONTRACT TRANSACTIONS
FOR THE PERIOD 01 JANUARY 2001 THROUGH 31 DECEMBER 2001

RUN DATE: 19-FEB-01
PAGE: 12
G2540
BASE CURRENCY: USD

TRAN CODE	UNITS	CONTRACT DESCRIPTION	TRADE DATE/ CONTRACT SETTLE DATE	ACTUAL PAY/REC SETTLE DATE	BASE COST	CURRENCY COST IN BASE	CURRENCY GAIN/LOSS	SETTLEMENT GAIN/LOSS
FX	3,765 1000- 2,657 6600	PAYABLE IN CAD RECEIVABLE IN EUR	24-DEC-01 28-DEC-01	28-DEC-01 28-DEC-01	0 00 0 00	2,357 49- 2,343.52	0.41 0 00	24 2 9.81
FX	2,040 0800- 1,441 0900	PAYABLE IN CAD RECEIVABLE IN EUR	26-DEC-01 28-DEC-01	28-DEC-01 28-DEC-01	0 00 0 00	1,277 56- 1,270.75	0.00 0.00	10.91 4.11
FX	20,855 1600- 14,225 9400	*PAYABLE IN CAD *RECEIVABLE IN EUR	26-DEC-01 02-JAN-02		0 00 0 00	0 00 0 00	0.00 0.00	0.01 0.01
FX	40,755 0400- 23,597 3800	*PAYABLE IN AUD *RECEIVABLE IN EUR	28-DEC-01 02-JAN-02		0 00 0 00	0.00 0.00	0.00 0.00	0.01 0.01
FX	20,614 1100- 14,609 5700	*PAYABLE IN CAD *RECEIVABLE IN EUR	28-DEC-01 02-JAN-02		0 00 0 00	0.00 0 00	0.00 0.00	0 01 0.01
FX	39,810 8600- 22,870 4000	*PAYABLE IN AUD *RECEIVABLE IN EUR	31-DEC-01 04-JAN-02		0 00 0 00	0.00 0 00	0.00 0.00	0.01 0.01
FX	1,874 0000- 1,315 4600	*PAYABLE IN CAD *RECEIVABLE IN EUR	31-DEC-01 03-JAN-02		0 00 0 00	0 00 0.00	0.00 0.00	0 01 0 01
GRAND TOTAL					8,274,548 88-	8,245,248 92	56,597.43-	27,257.4;

SECTION 1256 MARK-TO-
MARKET 12/31/00 <864>
12/31/01 497
<367>

KNI F540481
JOHN S AND JAMES L KNIGHT FDN
CAPITAL GUARDIAN

INTEREST EARNED
FOR THE PERIOD 01 JANUARY 2001 THROUGH 31 DECEMBER 2001

RUN DATE: 19-FEB-01
PAGE: 1
G2520
BASE CURRENCY: USD

SECURITY DESCRIPTION	TRAN CODE	TRANSACTION DESCRIPTION	PAYMENT/ EFFECTIVE DATE	TRADE DATE LOCAL/BASE AMOUNT RECEIVED	SETTLE DATE LOCAL/BASE AMOUNT RECEIVED	CURRENCY LOCAL/BASE COST	CURRENCY GAIN/LOSS IN BASE CURRENCY
* INDICATES PENDING SETTLEMENT							
AUSTRALIAN DOLLAR							
AUSTRALIAN DOLLAR TRADING	CD	CREDIT INTEREST FOR PERIOD 2000-12-01 - 2000-12-31	24-JAN-01	7.93 4.32	7.93 4.32	7.93 4.32	
	CD	CREDIT INTEREST FOR PERIOD 2001-02-01 - 2001-02-28	26-MAR-01	3.64 1.82	3.64 1.82	3.64 1.82	
	CD	CREDIT INTEREST FOR PERIOD 2001-03-01 - 2001-03-31	13-APR-01	6.14 3.12	6.14 3.12	6.14 3.12	
	CD	CREDIT INTEREST FOR PERIOD 2001-04-01 - 2001-04-30	11-MAY-01	0.94 0.49	0.94 0.49	.94 .49	
	CD	CREDIT INTEREST FOR PERIOD 2001-05-01 - 2001-05-31	15-JUN-01	7.76 4.10	7.76 4.10	7.76 4.10	
	CD	CREDIT INTEREST FOR PERIOD 2001-06-01 - 2001-06-30	20-JUL-01	0.27 0.14	0.27 0.14	.27 .14	
	CD	CREDIT INTEREST FOR PERIOD 2001-07-01 - 2001-07-31	10-AUG-01	33.53 17.25	33.53 17.25	33.53 17.25	
	CD	CREDIT INTEREST FOR PERIOD 2001-09-01 - 2001-09-30	15-OCT-01	282.39 144.95	282.39 144.95	282.39 144.95	
	CD	CREDIT INTEREST FOR PERIOD 2001-10-01 - 2001-10-31	15-NOV-01	14.57 7.54	14.57 7.54	14.57 7.54	
	CD	CREDIT INTEREST FOR PERIOD 2001-11-01 - 2001-11-30	12-DEC-01	0.75 0.39	0.75 0.39	.75 .39	



Mellon Bank, N.A

KNI F540481
JOHN S AND JAMES L KNIGHT FDN
CAPITAL GUARDIAN

MULTICURRENCY TRANSACTION REPORT
FOR THE PERIOD 01 JANUARY 2001 THROUGH 31 DECEMBER 2001

RUN DATE: 19-FEB-02
PAGE: 205
62570
BASE CURRENCY: USD

TRAN CODE/ EFFECTIVE/ SETTLE DTE	SHARES/PAR VALUE SECURITY DESCRIPTION (LOCAL CURR/SETTLE CURR)	INVESTMENT			CURRENCY		
		(ORIGINAL SHARES/PAR VALUE) TRADE DATE LOCAL/BASE AMOUNT	INVESTMENT LOCAL/BASE COST	INVESTMENT LOCAL/BASE GAIN/LOSS	SETTLE DATE LOCAL/BASE AMOUNT	CURRENCY LOCAL/BASE COST	CURRENCY GAIN/LOSS IN BASE CURRENCY
TOTAL EQUITY							
TRADED - SETTLED CURRENT PERIOD							
U.S. DOLLAR		4,258,029.34-	3,027,760.84	0 00	4,258,029.34-	0.00	0.00
FOREIGN (BASE VALUE)		39,256,084.74-	40,486,353.24	0.00 I 0.00 C	39,306,338.29-	39,315,782.30-	59,697.64- 9,444.89- 50,253.55-
TRADED - PENDING SETTLEMENT							
U.S. DOLLAR		0.00	0 00	0.00	0.00	0.00	0.00
FOREIGN (BASE VALUE)		0.00	0 00	0.00 I 0.00 C	0.00	0.00	0.00 0.00 0.00
SETTLED - TRADED PRIOR PERIOD							
U.S. DOLLAR		0.00	0.00	0 00	0.00	0.00	0.00
FOREIGN (BASE VALUE)		797,189.47-	0 00	0.00 I 0.00 C	794,069.31-	794,080.25-	3,109.22 10.94- 3,120.16

KNI F540481
JOHN S AND JAMES L KNIGHT FDN
CAPITAL GUARDIAN

MULTICURRENCY TRANSACTION REPORT
FOR THE PERIOD 01 JANUARY 2001 THROUGH 31 DECEMBER 2001

RUN DATE: 19-FEB-02
PAGE: 206
62570
BASE CURRENCY: USD

TRAN CODE/ EFFECTIVE/ SETTLE DTE	SHARES/PAR VALUE SECURITY DESCRIPTION (LOCAL CURR/SETTLE CURR)	INVESTMENT			CURRENCY		
		(ORIGINAL SHARES/PAR VALUE) TRADE DATE LOCAL/BASE AMOUNT	INVESTMENT LOCAL/BASE COST	INVESTMENT LOCAL/BASE GAIN/LOSS	SETTLE DATE LOCAL/BASE AMOUNT	CURRENCY LOCAL/BASE COST	CURRENCY GAIN/LOSS IN BASE CURRENCY
TOTAL PURCHASES							
TRADED - SETTLED CURRENT PERIOD							
U.S. DOLLAR		18,583,480.54-	17,353,212.04	0.00	18,583,480.54-	0.00	0.00
FOREIGN (BASE VALUE)		39,256,084.74-	40,486,353.24	0.00 I 0.00 C	39,306,338.29-	39,315,782.30-	59,697.64- 9,444.89- 50,253.55-
TRADED - PENDING SETTLEMENT							
U.S. DOLLAR		0.00	0.00	0.00	0.00	0.00	0.00
FOREIGN (BASE VALUE)		0.00	0.00	0.00 I 0.00 C	0.00	0.00	0.00 0.00 0.00
SETTLED - TRADED PRIOR PERIOD							
U.S. DOLLAR		0.00	0.00	0.00	0.00	0.00	0.00
FOREIGN (BASE VALUE)		797,189.47-	0.00	0.00 I 0.00 C	794,069.31-	794,080.25-	3,109.22 10.94- 3,120.16



Mellon Bank N.A

KN1 F540481
JOHN S AND JAMES L KNIGHT FDN
CAPITAL GUARDIAN

MULTICURRENCY TRANSACTION REPORT
FOR THE PERIOD 01 JANUARY 2001 THROUGH 31 DECEMBER 2001

RUN DATE 19-FEB-02
PAGE 207
BASE CURRENCY USD

TRAN CODE/ EFFECTIVE/ SETTLE DTE	SHARES/PAR VALUE SECURITY DESCRIPTION (LOCAL CURR/SETTLE CURR)	(ORIGINAL SHARES/PAR VALUE) TRADE DATE LOCAL/BASE AMOUNT	INVESTMENT		CURRENCY		
			INVESTMENT LOCAL/BASE COST	INVESTMENT LOCAL/BASE GAIN/LOSS	SETTLE DATE LOCAL/BASE AMOUNT	CURRENCY LOCAL/BASE COST	CURRENCY GAIN/LOSS IN BASE CURRENCY
SALES (M INDICATES PENDING SETTLEMENT)							
CASH & CASH EQUIVALENTS							
U.S. DOLLAR							
S	67,993 000-						
03-JAN-01	KNIGHT FOUNDATION PROPRIETARY	87,993 00	87,993 00-		87,993 00	87,993.00	0.00
03-JAN-01	VAR RT 12/31/2099DD 08/23/94 (USD/USD)	87,993 00	87,993 00-		87,993 00	87,993.00	0.00
S	112,454 590-						
04-JAN-01	KNIGHT FOUNDATION PROPRIETARY	112,454.59	112,454 59-		112,454.59	112,454.59	0.00
04-JAN-01	VAR RT 12/31/2099DD 08/23/94 (USD/USD)	112,454.59	112,454 59-		112,454.59	112,454.59	0.00
S	312,582 250-						
05-JAN-01	KNIGHT FOUNDATION PROPRIETARY	312,582 25	312,582 25-		312,582.25	312,582.25	0.00
05-JAN-01	VAR RT 12/31/2099DD 08/23/94 (USD/USD)	312,582 25	312,582 25-		312,582.25	312,582.25	0.00
S	41,440 390-						
09-JAN-01	KNIGHT FOUNDATION PROPRIETARY	41,440.39	41,440 39-		41,440.39	41,440.39	0.00
09-JAN-01	VAR RT 12/31/2099DD 08/23/94 (USD/USD)	41,440.39	41,440 39-		41,440.39	41,440.39	0.00
S	21,890 680-						
10-JAN-01	KNIGHT FOUNDATION PROPRIETARY	21,890 68	21,890 68-		21,890 68	21,890.68	0.00
10-JAN-01	VAR RT 12/31/2099DD 08/23/94 (USD/USD)	21,890 68	21,890 68-		21,890 68	21,890.68	0.00

KN1 F540481
JOHN S AND JAMES L KNIGHT FDN
CAPITAL GUARDIAN

MULTICURRENCY TRANSACTION REPORT
FOR THE PERIOD 01 JANUARY 2001 THROUGH 31 DECEMBER 2001

RUN DATE 19-FEB-02
PAGE 208
BASE CURRENCY: USD

TRAN CODE/ EFFECTIVE/ SETTLE DTE	SHARES/PAR VALUE SECURITY DESCRIPTION (LOCAL CURR/SETTLE CURR)	(ORIGINAL SHARES/PAR VALUE) TRADE DATE LOCAL/BASE AMOUNT	INVESTMENT		CURRENCY		
			INVESTMENT LOCAL/BASE COST	INVESTMENT LOCAL/BASE GAIN/LOSS	SETTLE DATE LOCAL/BASE AMOUNT	CURRENCY LOCAL/BASE COST	CURRENCY GAIN/LOSS IN BASE CURRENCY
S	5,188 700-						
11-JAN-01	KNIGHT FOUNDATION PROPRIETARY	5,188.70	5,188 70-		5,188.70	5,188.70	0.00
11-JAN-01	VAR RT 12/31/2099DD 08/23/94 (USD/USD)	5,188.70	5,188 70-		5,188.70	5,188.70	0.00
S	24,764 100-						
12-JAN-01	KNIGHT FOUNDATION PROPRIETARY	24,764.10	24,764.10-		24,764.10	24,764.10	0.00
12-JAN-01	VAR RT 12/31/2099DD 08/23/94 (USD/USD)	24,764.10	24,764.10-		24,764.10	24,764.10	0.00
S	151,485 810-						
19-JAN-01	KNIGHT FOUNDATION PROPRIETARY	151,485.81	151,485 81-		151,485.81	151,485.81	0.00
19-JAN-01	VAR RT 12/31/2099DD 08/23/94 (USD/USD)	151,485.81	151,485 81-		151,485.81	151,485.81	0.00
S	48,890 130-						
26-JAN-01	KNIGHT FOUNDATION PROPRIETARY	48,890.13	48,890.13-		48,890.13	48,890.13	0.00
26-JAN-01	VAR RT 12/31/2099DD 08/23/94 (USD/USD)	48,890.13	48,890.13-		48,890.13	48,890.13	0.00
S	540,525 640-						
30-JAN-01	KNIGHT FOUNDATION PROPRIETARY	540,525.64	540,525 64-		540,525.64	540,525.64	0.00
30-JAN-01	VAR RT 12/31/2099DD 08/23/94 (USD/USD)	540,525.64	540,525 64-		540,525.64	540,525.64	0.00
S	1,147,057 890-						
31-JAN-01	KNIGHT FOUNDATION PROPRIETARY	1,147,057.89	1,147,057.89-		1,147,057.89	1,147,057.89	0.00
31-JAN-01	VAR RT 12/31/2099DD 08/23/94 (USD/USD)	1,147,057.89	1,147,057.89-		1,147,057.89	1,147,057.89	0.00



Mellon TrustSM

Mellon Bank N.A

KNI F540481
JOHN S AND JAMES L KNIGHT FDN
CAPITAL GUARDIAN

MULTICURRENCY TRANSACTION REPORT
FOR THE PERIOD 01 JANUARY 2001 THROUGH 31 DECEMBER 2001

RUN DATE 19-FEB-0
PAGE: 20
62570
BASE CURRENCY: USD

TRAN CODE/ EFFECTIVE/ SETTLE DTE	SHARES/PAR VALUE SECURITY DESCRIPTION (LOCAL CURR/SETTLE CURR)	(ORIGINAL SHARES/PAR VALUE) TRADE DATE LOCAL/BASE AMOUNT	INVESTMENT		SETTLE DATE LOCAL/BASE AMOUNT	CURRENCY	
			INVESTMENT LOCAL/BASE COST	INVESTMENT LOCAL/BASE GAIN/LOSS		CURRENCY LOCAL/BASE COST	CURRENCY GAIN/LOSS IN BASE CURRENCY
S 06-FEB-01	130,610.35- KNIGHT FOUNDATION PROPRIETARY	130,610.35	130,610.35-		130,610.35	130,610.35	0.00
06-FEB-01	VAR RT 12/31/2099DD 08/23/94 (USD/USD)	130,610.35	130,610.35-		130,610.35	130,610.35	0.00
S 07-FEB-01	688,242.46- KNIGHT FOUNDATION PROPRIETARY	688,242.46	688,242.46-		688,242.46	688,242.46	0.00
07-FEB-01	VAR RT 12/31/2099DD 08/23/94 (USD/USD)	688,242.46	688,242.46-		688,242.46	688,242.46	0.00
S 08-FEB-01	95,062.72- KNIGHT FOUNDATION PROPRIETARY	95,062.72	95,062.72-		95,062.72	95,062.72	0.00
08-FEB-01	VAR RT 12/31/2099DD 08/23/94 (USD/USD)	95,062.72	95,062.72-		95,062.72	95,062.72	0.00
S 09-FEB-01	138,241.28- KNIGHT FOUNDATION PROPRIETARY	138,241.28	138,241.28-		138,241.28	138,241.28	0.00
09-FEB-01	VAR RT 12/31/2099DD 08/23/94 (USD/USD)	138,241.28	138,241.28-		138,241.28	138,241.28	0.00
S 13-FEB-01	126,266.06- KNIGHT FOUNDATION PROPRIETARY	126,266.06	126,266.06-		126,266.06	126,266.06	0.00
13-FEB-01	VAR RT 12/31/2099DD 08/23/94 (USD/USD)	126,266.06	126,266.06-		126,266.06	126,266.06	0.00
S 14-FEB-01	302,150.67- KNIGHT FOUNDATION PROPRIETARY	302,150.67	302,150.67-		302,150.67	302,150.67	0.00
14-FEB-01	VAR RT 12/31/2099DD 08/23/94 (USD/USD)	302,150.67	302,150.67-		302,150.67	302,150.67	0.00

KNI F540481
JOHN S AND JAMES L KNIGHT FDN
CAPITAL GUARDIAN

MULTICURRENCY TRANSACTION REPORT
FOR THE PERIOD 01 JANUARY 2001 THROUGH 31 DECEMBER 2001

RUN DATE: 19-FEB-0
PAGE: 21
62570
BASE CURRENCY: USD

TRAN CODE/ EFFECTIVE/ SETTLE DTE	SHARES/PAR VALUE SECURITY DESCRIPTION (LOCAL CURR/SETTLE CURR)	(ORIGINAL SHARES/PAR VALUE) TRADE DATE LOCAL/BASE AMOUNT	INVESTMENT		SETTLE DATE LOCAL/BASE AMOUNT	CURRENCY	
			INVESTMENT LOCAL/BASE COST	INVESTMENT LOCAL/BASE GAIN/LOSS		CURRENCY LOCAL/BASE COST	CURRENCY GAIN/LOSS IN BASE CURRENCY
S 15-FEB-01	358,660.57- KNIGHT FOUNDATION PROPRIETARY	358,660.57	358,660.57-		358,660.57	358,660.57	0.00
15-FEB-01	VAR RT 12/31/2099DD 08/23/94 (USD/USD)	358,660.57	358,660.57-		358,660.57	358,660.57	0.00
S 16-FEB-01	151,408.41- KNIGHT FOUNDATION PROPRIETARY	151,408.41	151,408.41-		151,408.41	151,408.41	0.00
16-FEB-01	VAR RT 12/31/2099DD 08/23/94 (USD/USD)	151,408.41	151,408.41-		151,408.41	151,408.41	0.00
S 20-FEB-01	191,708.94- KNIGHT FOUNDATION PROPRIETARY	191,708.94	191,708.94-		191,708.94	191,708.94	0.00
20-FEB-01	VAR RT 12/31/2099DD 08/23/94 (USD/USD)	191,708.94	191,708.94-		191,708.94	191,708.94	0.00
S 21-FEB-01	304,766.93- KNIGHT FOUNDATION PROPRIETARY	304,766.93	304,766.93-		304,766.93	304,766.93	0.00
21-FEB-01	VAR RT 12/31/2099DD 08/23/94 (USD/USD)	304,766.93	304,766.93-		304,766.93	304,766.93	0.00
S 22-FEB-01	82,309.53- KNIGHT FOUNDATION PROPRIETARY	82,309.53	82,309.53-		82,309.53	82,309.53	0.00
22-FEB-01	VAR RT 12/31/2099DD 08/23/94 (USD/USD)	82,309.53	82,309.53-		82,309.53	82,309.53	0.00
S 23-FEB-01	144,027.43- KNIGHT FOUNDATION PROPRIETARY	144,027.43	144,027.43-		144,027.43	144,027.43	0.00
23-FEB-01	VAR RT 12/31/2099DD 08/23/94 (USD/USD)	144,027.43	144,027.43-		144,027.43	144,027.43	0.00



Mellon Trust

Mellon Bank, N.A

MULTICURRENCY TRANSACTION REPORT FOR THE PERIOD 01 JANUARY 2001 THROUGH 31 DECEMBER 2001

RUN DATE: 19-FEB-02 PAGE 211 G2570 BASE CURRENCY: USD

MI F540481 JOHN S AND JAMES L KNIGHT FDN CAPITAL GUARDIAN

Table with columns: TRN CODE/EFFECTIVE/SETTLE DTE, SHARES/PAR VALUE, SECURITY DESCRIPTION, TRADE DATE LOCAL/BASE AMOUNT, INVESTMENT LOCAL/BASE COST, INVESTMENT LOCAL/BASE GAIN/LOSS, SETTLE DATE LOCAL/BASE AMOUNT, CURRENCY LOCAL/BASE COST, CURRENCY GAIN/LOSS IN BASE CURRENCY. Contains 10 rows of transaction data.

MULTICURRENCY TRANSACTION REPORT FOR THE PERIOD 01 JANUARY 2001 THROUGH 31 DECEMBER 2001

RUN DATE: 19-FEB-02 PAGE 212 G2570 BASE CURRENCY: USD

MI F540481 JOHN S AND JAMES L KNIGHT FDN CAPITAL GUARDIAN

Table with columns: TRN CODE/EFFECTIVE/SETTLE DTE, SHARES/PAR VALUE, SECURITY DESCRIPTION, TRADE DATE LOCAL/BASE AMOUNT, INVESTMENT LOCAL/BASE COST, INVESTMENT LOCAL/BASE GAIN/LOSS, SETTLE DATE LOCAL/BASE AMOUNT, CURRENCY LOCAL/BASE COST, CURRENCY GAIN/LOSS IN BASE CURRENCY. Contains 10 rows of transaction data.



Mellon TrustSM

Mellon Bank, N.A

KNI F540481
JOHN S AND JAMES L KNIGHT FDM
CAPITAL GUARDIAN

MULTICURRENCY TRANSACTION REPORT
FOR THE PERIOD 01 JANUARY 2001 THROUGH 31 DECEMBER 2001

RUN DATE: 19-FEB-01
PAGE: 21
G2570
BASE CURRENCY: USD

TRAN CODE/ EFFECTIVE/ SETTLE DTE	SHARES/PAR VALUE SECURITY DESCRIPTION (LOCAL CURR/SETTLE CURR)	(ORIGINAL SHARES/PAR VALUE) TRADE DATE LOCAL/BASE AMOUNT	INVESTMENT		SETTLE DATE LOCAL/BASE AMOUNT	CURRENCY	
			INVESTMENT LOCAL/BASE COST	INVESTMENT LOCAL/BASE GAIN/LOSS		CURRENCY LOCAL/BASE COST	CURRENCY GAIN/LOSS IN BASE CURRENCY
S 23-MAR-01	14,184.080- KNIGHT FOUNDATION PROPRIETARY	14,184.08	14,184.08-	14,184.08-	14,184.08	14,184.08	0.00
S 26-MAR-01	97,012.980- KNIGHT FOUNDATION PROPRIETARY	97,012.98	97,012.98-	97,012.98-	97,012.98	97,012.98	0.00
S 27-MAR-01	2,688.770- KNIGHT FOUNDATION PROPRIETARY	2,688.77	2,688.77-	2,688.77-	2,688.77	2,688.77	0.00
S 28-MAR-01	36,712.420- KNIGHT FOUNDATION PROPRIETARY	36,712.42	36,712.42-	36,712.42-	36,712.42	36,712.42	0.00
S 02-APR-01	102,427.060- KNIGHT FOUNDATION PROPRIETARY	102,427.06	102,427.06-	102,427.06-	102,427.06	102,427.06	0.00
S 03-APR-01	139,144.500- KNIGHT FOUNDATION PROPRIETARY	139,144.50	139,144.50-	139,144.50-	139,144.50	139,144.50	0.00

KNI F540481
JOHN S AND JAMES L KNIGHT FDM
CAPITAL GUARDIAN

MULTICURRENCY TRANSACTION REPORT
FOR THE PERIOD 01 JANUARY 2001 THROUGH 31 DECEMBER 2001

RUN DATE: 19-FEB-01
PAGE: 214
G2570
BASE CURRENCY: USD

TRAN CODE/ EFFECTIVE/ SETTLE DTE	SHARES/PAR VALUE SECURITY DESCRIPTION (LOCAL CURR/SETTLE CURR)	(ORIGINAL SHARES/PAR VALUE) TRADE DATE LOCAL/BASE AMOUNT	INVESTMENT		SETTLE DATE LOCAL/BASE AMOUNT	CURRENCY	
			INVESTMENT LOCAL/BASE COST	INVESTMENT LOCAL/BASE GAIN/LOSS		CURRENCY LOCAL/BASE COST	CURRENCY GAIN/LOSS IN BASE CURRENCY
S 06-APR-01	17,233.010- KNIGHT FOUNDATION PROPRIETARY	17,233.01	17,233.01-	17,233.01-	17,233.01	17,233.01	0.00
S 09-APR-01	29,960.210- KNIGHT FOUNDATION PROPRIETARY	29,960.21	29,960.21-	29,960.21-	29,960.21	29,960.21	0.00
S 11-APR-01	19,111.530- KNIGHT FOUNDATION PROPRIETARY	19,111.53	19,111.53-	19,111.53-	19,111.53	19,111.53	0.00
S 12-APR-01	69,636.310- KNIGHT FOUNDATION PROPRIETARY	69,636.31	69,636.31-	69,636.31-	69,636.31	69,636.31	0.00
S 16-APR-01	13,712.620- KNIGHT FOUNDATION PROPRIETARY	13,712.62	13,712.62-	13,712.62-	13,712.62	13,712.62	0.00
S 26-APR-01	50,573.350- KNIGHT FOUNDATION PROPRIETARY	50,573.35	50,573.35-	50,573.35-	50,573.35	50,573.35	0.00



Mellon Bank, N.A.

MULTICURRENCY TRANSACTION REPORT FOR THE PERIOD 01 JANUARY 2001 THROUGH 31 DECEMBER 2001

RUN DATE 19-FEB-02 PAGE 215 G2570 BASE CURRENCY: USD

KNI F540481 JOHN S AND JAMES L KNIGHT FDM CAPITAL GUARDIAN

Table with columns: TRAM CODE/EFFECTIVE/SETTLE DTE, SHARES/PAR VALUE SECURITY DESCRIPTION, TRADE DATE LOCAL/BASE AMOUNT, INVESTMENT LOCAL/BASE COST, INVESTMENT LOCAL/BASE GAIN/LOSS, SETTLE DATE LOCAL/BASE AMOUNT, CURRENCY LOCAL/BASE COST, CURRENCY GAIN/LOSS IN BASE CURRENCY. Contains 8 rows of transaction data.

MULTICURRENCY TRANSACTION REPORT FOR THE PERIOD 01 JANUARY 2001 THROUGH 31 DECEMBER 2001

RUN DATE 19-FEB-02 PAGE 216 G2570 BASE CURRENCY: USD

KNI F540481 JOHN S AND JAMES L KNIGHT FDM CAPITAL GUARDIAN

Table with columns: TRAM CODE/EFFECTIVE/SETTLE DTE, SHARES/PAR VALUE SECURITY DESCRIPTION, TRADE DATE LOCAL/BASE AMOUNT, INVESTMENT LOCAL/BASE COST, INVESTMENT LOCAL/BASE GAIN/LOSS, SETTLE DATE LOCAL/BASE AMOUNT, CURRENCY LOCAL/BASE COST, CURRENCY GAIN/LOSS IN BASE CURRENCY. Contains 8 rows of transaction data.



Mellon TrustSM

Mellon Bank, N.A.

KNI F540481
JOHN S AND JAMES L KNIGHT FDN
CAPITAL GUARDIAN

MULTICURRENCY TRANSACTION REPORT FOR THE PERIOD 01 JANUARY 2001 THROUGH 31 DECEMBER 2001

RUN DATE 19-FEB-01
PAGE 21
G2570
BASE CURRENCY: USD

TRAN CODE/ EFFECTIVE/ SETTLE DTE	SHARES/PAR VALUE SECURITY DESCRIPTION (LOCAL CURR/SETTLE CURR)	INVESTMENT		CURRENCY		
		(ORIGINAL SHARES/PAR VALUE) TRADE DATE LOCAL/BASE AMOUNT	INVESTMENT LOCAL/BASE COST	INVESTMENT LOCAL/BASE GAIN/LOSS	SETTLE DATE LOCAL/BASE AMOUNT	CURRENCY LOCAL/BASE COST
S 21-JUN-01 21-JUN-01	416,206.64- KNIGHT FOUNDATION PROPRIETARY VAR RT 12/31/2099DD 08/23/94 (USD/USD)	416,206.64 416,206.64	416,206.64- 416,206.64-		416,206.64 416,206.64	416,206.64 0.00
S 22-JUN-01 22-JUN-01	88,580.49- KNIGHT FOUNDATION PROPRIETARY VAR RT 12/31/2099DD 08/23/94 (USD/USD)	88,580.49 88,580.49	88,580.49- 88,580.49-		88,580.49 88,580.49	88,580.49 0.00
S 25-JUN-01 25-JUN-01	14,145.52- KNIGHT FOUNDATION PROPRIETARY VAR RT 12/31/2099DD 08/23/94 (USD/USD)	14,145.52 14,145.52	14,145.52- 14,145.52-		14,145.52 14,145.52	14,145.52 0.00
S 28-JUN-01 28-JUN-01	24,808.06- KNIGHT FOUNDATION PROPRIETARY VAR RT 12/31/2099DD 08/23/94 (USD/USD)	24,808.06 24,808.06	24,808.06- 24,808.06-		24,808.06 24,808.06	24,808.06 0.00
S 29-JUN-01 29-JUN-01	95,346.87- KNIGHT FOUNDATION PROPRIETARY VAR RT 12/31/2099DD 08/23/94 (USD/USD)	95,346.87 95,346.87	95,346.87- 95,346.87-		95,346.87 95,346.87	95,346.87 0.00
S 03-JUL-01 03-JUL-01	125,823.39- KNIGHT FOUNDATION PROPRIETARY VAR RT 12/31/2099DD 08/23/94 (USD/USD)	125,823.39 125,823.39	125,823.39- 125,823.39-		125,823.39 125,823.39	125,823.39 0.00

KNI F540481
JOHN S AND JAMES L KNIGHT FDN
CAPITAL GUARDIAN

MULTICURRENCY TRANSACTION REPORT FOR THE PERIOD 01 JANUARY 2001 THROUGH 31 DECEMBER 2001

RUN DATE 19-FEB-01
PAGE 21
G2570
BASE CURRENCY: USD

TRAN CODE/ EFFECTIVE/ SETTLE DTE	SHARES/PAR VALUE SECURITY DESCRIPTION (LOCAL CURR/SETTLE CURR)	INVESTMENT		CURRENCY		
		(ORIGINAL SHARES/PAR VALUE) TRADE DATE LOCAL/BASE AMOUNT	INVESTMENT LOCAL/BASE COST	INVESTMENT LOCAL/BASE GAIN/LOSS	SETTLE DATE LOCAL/BASE AMOUNT	CURRENCY LOCAL/BASE COST
S 06-JUL-01 06-JUL-01	92,338.58- KNIGHT FOUNDATION PROPRIETARY VAR RT 12/31/2099DD 08/23/94 (USD/USD)	92,338.58 92,338.58	92,338.58- 92,338.58-		92,338.58 92,338.58	92,338.58 0.00
S 10-JUL-01 10-JUL-01	2,273.09- KNIGHT FOUNDATION PROPRIETARY VAR RT 12/31/2099DD 08/23/94 (USD/USD)	2,273.09 2,273.09	2,273.09- 2,273.09-		2,273.09 2,273.09	2,273.09 0.00
S 11-JUL-01 11-JUL-01	194,986.68- KNIGHT FOUNDATION PROPRIETARY VAR RT 12/31/2099DD 08/23/94 (USD/USD)	194,986.68 194,986.68	194,986.68- 194,986.68-		194,986.68 194,986.68	194,986.68 0.00
S 18-JUL-01 18-JUL-01	60,299.05- KNIGHT FOUNDATION PROPRIETARY VAR RT 12/31/2099DD 08/23/94 (USD/USD)	60,299.05 60,299.05	60,299.05- 60,299.05-		60,299.05 60,299.05	60,299.05 0.00
S 23-JUL-01 23-JUL-01	1,370,913.91- KNIGHT FOUNDATION PROPRIETARY VAR RT 12/31/2099DD 08/23/94 (USD/USD)	1,370,913.91 1,370,913.91	1,370,913.91- 1,370,913.91-		1,370,913.91 1,370,913.91	1,370,913.91 0.00
S 24-JUL-01 24-JUL-01	549,152.62- KNIGHT FOUNDATION PROPRIETARY VAR RT 12/31/2099DD 08/23/94 (USD/USD)	549,152.62 549,152.62	549,152.62- 549,152.62-		549,152.62 549,152.62	549,152.62 0.00



Mellon Bank, N A

MULTICURRENCY TRANSACTION REPORT
FOR THE PERIOD 01 JANUARY 2001 THROUGH 31 DECEMBER 2001

RUN DATE 19-FEB-02
PAGE 219
BASE CURRENCY USD

(NY F540481
JOHN S AND JAMES L KNIGHT FDN
CAPITAL GUARDIAN

TRAN CODE/ EFFECTIVE/ SETTLE DTE	(ORIGINAL SHARES/PAR VALUE) SHARES/PAR VALUE SECURITY DESCRIPTION (LOCAL CURR/SETTLE CURR)	TRADE DATE LOCAL/BASE AMOUNT	INVESTMENT		SETTLE DATE LOCAL/BASE AMOUNT	CURRENCY	
			INVESTMENT LOCAL/BASE COST	INVESTMENT LOCAL/BASE GAIN/LOSS		CURRENCY LOCAL/BASE COST	CURRENCY GAIN/LOSS IN BASE CURRENCY
26-JUL-01	47,492 770- KNIGHT FOUNDATION PROPRIETARY	47,492 77	47,492 77-		47,492 77	47,492 77	
26-JUL-01	VAR RT 12/31/2099DD 08/23/94 (USD/USD)	47,492 77	47,492 77-		47,492 77	0.00	
27-JUL-01	5,815 980- KNIGHT FOUNDATION PROPRIETARY	5,815 98	5,815 98-		5,815 98	5,815 98	
27-JUL-01	VAR RT 12/31/2099DD 08/23/94 (USD/USD)	5,815 98	5,815 98-		5,815 98	0.00	
12-AUG-01	59,319 160- KNIGHT FOUNDATION PROPRIETARY	59,319 16	59,319 16-		59,319 16	59,319 16	
12-AUG-01	VAR RT 12/31/2099DD 08/23/94 (USD/USD)	59,319 16	59,319 16-		59,319 16	0.00	
13-AUG-01	62,504 740- KNIGHT FOUNDATION PROPRIETARY	62,504 74	62,504 74-		62,504 74	62,504 74	
13-AUG-01	VAR RT 12/31/2099DD 08/23/94 (USD/USD)	62,504 74	62,504 74-		62,504 74	0.00	
18-AUG-01	16,382 270- KNIGHT FOUNDATION PROPRIETARY	16,382 27	16,382 27-		16,382 27	16,382 27	
18-AUG-01	VAR RT 12/31/2099DD 08/23/94 (USD/USD)	16,382 27	16,382 27-		16,382 27	0.00	
19-AUG-01	58,916 670- KNIGHT FOUNDATION PROPRIETARY	58,916 67	58,916 67-		58,916 67	58,916 67	
19-AUG-01	VAR RT 12/31/2099DD 08/23/94 (USD/USD)	58,916 67	58,916 67-		58,916 67	0.00	

MULTICURRENCY TRANSACTION REPORT
FOR THE PERIOD 01 JANUARY 2001 THROUGH 31 DECEMBER 2001

RUN DATE: 19-FEB-02
PAGE: 220
BASE CURRENCY: USD

(NY F540481
JOHN S AND JAMES L KNIGHT FDN
CAPITAL GUARDIAN

TRAN CODE/ EFFECTIVE/ SETTLE DTE	(ORIGINAL SHARES/PAR VALUE) SHARES/PAR VALUE SECURITY DESCRIPTION (LOCAL CURR/SETTLE CURR)	TRADE DATE LOCAL/BASE AMOUNT	INVESTMENT		SETTLE DATE LOCAL/BASE AMOUNT	CURRENCY	
			INVESTMENT LOCAL/BASE COST	INVESTMENT LOCAL/BASE GAIN/LOSS		CURRENCY LOCAL/BASE COST	CURRENCY GAIN/LOSS IN BASE CURRENCY
0-AUG-01	56,017 390- KNIGHT FOUNDATION PROPRIETARY	56,017 39	56,017 39-		56,017 39	56,017 39	
0-AUG-01	VAR RT 12/31/2099DD 08/23/94 (USD/USD)	56,017 39	56,017 39-		56,017 39	0.00	
4-AUG-01	106,486 650- KNIGHT FOUNDATION PROPRIETARY	106,486 65	106,486 65-		106,486 65	106,486 65	
4-AUG-01	VAR RT 12/31/2099DD 08/23/94 (USD/USD)	106,486 65	106,486 65-		106,486 65	0.00	
5-AUG-01	7,529 830- KNIGHT FOUNDATION PROPRIETARY	7,529 83	7,529 83-		7,529 83	7,529 83	
5-AUG-01	VAR RT 12/31/2099DD 08/23/94 (USD/USD)	7,529 83	7,529 83-		7,529 83	0.00	
1-AUG-01	202,899 080- KNIGHT FOUNDATION PROPRIETARY	202,899 08	202,899 08-		202,899 08	202,899 08	
1-AUG-01	VAR RT 12/31/2099DD 08/23/94 (USD/USD)	202,899 08	202,899 08-		202,899 08	0.00	
2-AUG-01	105,229 610- KNIGHT FOUNDATION PROPRIETARY	105,229 61	105,229 61-		105,229 61	105,229 61	
2-AUG-01	VAR RT 12/31/2099DD 08/23/94 (USD/USD)	105,229 61	105,229 61-		105,229 61	0.00	
3-AUG-01	89,335 810- KNIGHT FOUNDATION PROPRIETARY	89,335 81	89,335 81-		89,335 81	89,335 81	
3-AUG-01	VAR RT 12/31/2099DD 08/23/94 (USD/USD)	89,335 81	89,335 81-		89,335 81	0.00	



Mellon TrustSM

Mellon Bank, N.A.

MULTICURRENCY TRANSACTION REPORT FOR THE PERIOD 01 JANUARY 2001 THROUGH 31 DECEMBER 2001

RUN DATE: 19-FEB-02
PAGE: 221
BASE CURRENCY: USD

KNI F540481
JOHN S AND JAMES L KNIGHT FDN
CAPITAL GUARDIAN

TRAN CODE/ EFFECTIVE/ SETTLE DTE	SHARES/PAR VALUE SECURITY DESCRIPTION (LOCAL CURR/SETTLE CURR)	(ORIGINAL SHARES/PAR VALUE) TRADE DATE LOCAL/BASE AMOUNT	INVESTMENT		CURRENCY			
			INVESTMENT LOCAL/BASE COST	INVESTMENT LOCAL/BASE GAIN/LOSS	SETTLE DATE LOCAL/BASE AMOUNT	CURRENCY LOCAL/BASE COST	CURRENCY GAIN/LOSS IN BASE CURRENCY	
S	5,324.39-							
27-AUG-01	KNIGHT FOUNDATION PROPRIETARY	5,324.39	5,324.39-		5,324.39	5,324.39	0.00	
27-AUG-01	VAR RT 12/31/2099DD 08/23/94 (USD/USD)	5,324.39	5,324.39-		5,324.39	5,324.39	0.00	
S	76,034.75-							
28-AUG-01	KNIGHT FOUNDATION PROPRIETARY	76,034.75	76,034.75-		76,034.75	76,034.75	0.00	
28-AUG-01	VAR RT 12/31/2099DD 08/23/94 (USD/USD)	76,034.75	76,034.75-		76,034.75	76,034.75	0.00	
S	54,996.65-							
29-AUG-01	KNIGHT FOUNDATION PROPRIETARY	54,996.65	54,996.65-		54,996.65	54,996.65	0.00	
29-AUG-01	VAR RT 12/31/2099DD 08/23/94 (USD/USD)	54,996.65	54,996.65-		54,996.65	54,996.65	0.00	
S	120,112.63-							
31-AUG-01	KNIGHT FOUNDATION PROPRIETARY	120,112.63	120,112.63-		120,112.63	120,112.63	0.00	
31-AUG-01	VAR RT 12/31/2099DD 08/23/94 (USD/USD)	120,112.63	120,112.63-		120,112.63	120,112.63	0.00	
S	22,232.38-							
04-SEP-01	KNIGHT FOUNDATION PROPRIETARY	22,232.38	22,232.38-		22,232.38	22,232.38	0.00	
04-SEP-01	VAR RT 12/31/2099DD 08/23/94 (USD/USD)	22,232.38	22,232.38-		22,232.38	22,232.38	0.00	
S	161,905.23-							
05-SEP-01	KNIGHT FOUNDATION PROPRIETARY	161,905.23	161,905.23-		161,905.23	161,905.23	0.00	
05-SEP-01	VAR RT 12/31/2099DD 08/23/94 (USD/USD)	161,905.23	161,905.23-		161,905.23	161,905.23	0.00	

MULTICURRENCY TRANSACTION REPORT FOR THE PERIOD 01 JANUARY 2001 THROUGH 31 DECEMBER 2001

RUN DATE: 19-FEB-02
PAGE: 222
BASE CURRENCY: USD

KNI F540481
JOHN S AND JAMES L KNIGHT FDN
CAPITAL GUARDIAN

TRAN CODE/ EFFECTIVE/ SETTLE DTE	SHARES/PAR VALUE SECURITY DESCRIPTION (LOCAL CURR/SETTLE CURR)	(ORIGINAL SHARES/PAR VALUE) TRADE DATE LOCAL/BASE AMOUNT	INVESTMENT		CURRENCY			
			INVESTMENT LOCAL/BASE COST	INVESTMENT LOCAL/BASE GAIN/LOSS	SETTLE DATE LOCAL/BASE AMOUNT	CURRENCY LOCAL/BASE COST	CURRENCY GAIN/LOSS IN BASE CURRENCY	
S	50,122.64-							
06-SEP-01	KNIGHT FOUNDATION PROPRIETARY	50,122.64	50,122.64-		50,122.64	50,122.64	0.00	
06-SEP-01	VAR RT 12/31/2099DD 08/23/94 (USD/USD)	50,122.64	50,122.64-		50,122.64	50,122.64	0.00	
S	49,090.84-							
10-SEP-01	KNIGHT FOUNDATION PROPRIETARY	49,090.84	49,090.84-		49,090.84	49,090.84	0.00	
10-SEP-01	VAR RT 12/31/2099DD 08/23/94 (USD/USD)	49,090.84	49,090.84-		49,090.84	49,090.84	0.00	
S	108,373.52-							
11-SEP-01	KNIGHT FOUNDATION PROPRIETARY	108,373.52	108,373.52-		108,373.52	108,373.52	0.00	
11-SEP-01	VAR RT 12/31/2099DD 08/23/94 (USD/USD)	108,373.52	108,373.52-		108,373.52	108,373.52	0.00	
S	77,122.11-							
12-SEP-01	KNIGHT FOUNDATION PROPRIETARY	77,122.11	77,122.11-		77,122.11	77,122.11	0.00	
12-SEP-01	VAR RT 12/31/2099DD 08/23/94 (USD/USD)	77,122.11	77,122.11-		77,122.11	77,122.11	0.00	
S	62,020.15-							
13-SEP-01	KNIGHT FOUNDATION PROPRIETARY	62,020.15	62,020.15-		62,020.15	62,020.15	0.00	
13-SEP-01	VAR RT 12/31/2099DD 08/23/94 (USD/USD)	62,020.15	62,020.15-		62,020.15	62,020.15	0.00	
S	116,272.09-							
14-SEP-01	KNIGHT FOUNDATION PROPRIETARY	116,272.09	116,272.09-		116,272.09	116,272.09	0.00	
14-SEP-01	VAR RT 12/31/2099DD 08/23/94 (USD/USD)	116,272.09	116,272.09-		116,272.09	116,272.09	0.00	



Mellon Bank, N.A

MULTICURRENCY TRANSACTION REPORT
FOR THE PERIOD 01 JANUARY 2001 THROUGH 31 DECEMBER 2001

RUN DATE 19-FEB-02
PAGE 223
G2570
BASE CURRENCY USD

KNI F540481
JOHN S AND JAMES L KNIGHT FDN
CAPITAL GUARDIAN

TRAN CODE/ EFFECTIVE/ SETTLE DTE	(ORIGINAL SHARES/PAR VALUE) SHARES/PAR VALUE SECURITY DESCRIPTION (LOCAL CURR/SETTLE CURR)	TRADE DATE LOCAL/BASE AMOUNT	INVESTMENT		CURRENCY		
			INVESTMENT LOCAL/BASE COST	INVESTMENT LOCAL/BASE GAIN/LOSS	SETTLE DATE LOCAL/BASE AMOUNT	CURRENCY LOCAL/BASE COST	CURRENCY GAIN/LOSS IN BASE CURRENCY
S 17-SEP-01 17-SEP-01	65,612 110- KNIGHT FOUNDATION PROPRIETARY VAR RT 12/31/2099DD 08/23/94 (USD/USD)	65,612.11 65,612.11	65,612 11- 65,612 11-		65,612 11 65,612 11	65,612.11 0.00	
S 18-SEP-01 18-SEP-01	263,956 330- KNIGHT FOUNDATION PROPRIETARY VAR RT 12/31/2099DD 08/23/94 (USD/USD)	263,956.33 263,956 33	263,956 33- 263,956 33-		263,956 33 263,956.33	263,956.33 0.00	
S 19-SEP-01 19-SEP-01	363,196.990- KNIGHT FOUNDATION PROPRIETARY VAR RT 12/31/2099DD 08/23/94 (USD/USD)	363,196.99 363,196 99	363,196 99- 363,196 99-		363,196 99 363,196 99	363,196.99 0.00	
S 24-SEP-01 24-SEP-01	44,540 080- KNIGHT FOUNDATION PROPRIETARY VAR RT 12/31/2099DD 08/23/94 (USD/USD)	44,540.08 44,540.08	44,540 08- 44,540 08-		44,540 08 44,540.08	44,540.08 0.00	
S 25-SEP-01 25-SEP-01	262,507 000- KNIGHT FOUNDATION PROPRIETARY VAR RT 12/31/2099DD 08/23/94 (USD/USD)	262,507 00 262,507.00	262,507 00- 262,507 00-		262,507 00 262,507 00	262,507.00 0.00	
S 26-SEP-01 26-SEP-01	125,298 730- KNIGHT FOUNDATION PROPRIETARY VAR RT 12/31/2099DD 08/23/94 (USD/USD)	125,298.73 125,298 73	125,298 73- 125,298 73-		125,298 73 125,298.73	125,298.73 0.00	

MULTICURRENCY TRANSACTION REPORT
FOR THE PERIOD 01 JANUARY 2001 THROUGH 31 DECEMBER 2001

RUN DATE 19-FEB-02
PAGE 224
G2570
BASE CURRENCY: USD

KNI F540481
JOHN S AND JAMES L KNIGHT FDN
CAPITAL GUARDIAN

TRAN CODE/ EFFECTIVE/ SETTLE DTE	(ORIGINAL SHARES/PAR VALUE) SHARES/PAR VALUE SECURITY DESCRIPTION (LOCAL CURR/SETTLE CURR)	TRADE DATE LOCAL/BASE AMOUNT	INVESTMENT		CURRENCY		
			INVESTMENT LOCAL/BASE COST	INVESTMENT LOCAL/BASE GAIN/LOSS	SETTLE DATE LOCAL/BASE AMOUNT	CURRENCY LOCAL/BASE COST	CURRENCY GAIN/LOSS IN BASE CURRENCY
S 27-SEP-01 27-SEP-01	1,386,597 240- KNIGHT FOUNDATION PROPRIETARY VAR RT 12/31/2099DD 08/23/94 (USD/USD)	1,386,597.24 1,386,597.24	1,386,597.24- 1,386,597.24-		1,386,597.24 1,386,597.24	1,386,597.24 0.00	
S 04-OCT-01 04-OCT-01	12,232.090- KNIGHT FOUNDATION PROPRIETARY VAR RT 12/31/2099DD 08/23/94 (USD/USD)	12,232.09 12,232 09	12,232 09- 12,232 09-		12,232 09 12,232.09	12,232.09 0.00	
S 05-OCT-01 05-OCT-01	394,450.640- KNIGHT FOUNDATION PROPRIETARY VAR RT 12/31/2099DD 08/23/94 (USD/USD)	394,450.64 394,450.64	394,450 64- 394,450 64-		394,450.64 394,450.64	394,450.64 0.00	
S 18-OCT-01 18-OCT-01	980,374.200- KNIGHT FOUNDATION PROPRIETARY VAR RT 12/31/2099DD 08/23/94 (USD/USD)	-980,374.20 980,374.20	-980,374.20- 980,374.20-		980,374.20 980,374.20	980,374.20 0.00	
S 25-OCT-01 25-OCT-01	95,917.870- KNIGHT FOUNDATION PROPRIETARY VAR RT 12/31/2099DD 08/23/94 (USD/USD)	95,917.87 95,917.87	95,917 87- 95,917 87-		95,917 87 95,917.87	95,917.87 0.00	
S 21-NOV-01 21-NOV-01	1,779 120- KNIGHT FOUNDATION PROPRIETARY VAR RT 12/31/2099DD 08/23/94 (USD/USD)	1,779.12 1,779 12	1,779 12- 1,779 12-		1,779 12 1,779 12	1,779 12 0.00	



Mellon Bank, N.A

KNI F540481
JOHN S AND JAMES L KNIGHT FDN
CAPITAL GUARDIAN

MULTICURRENCY TRANSACTION REPORT
FOR THE PERIOD 01 JANUARY 2001 THROUGH 31 DECEMBER 2001

RUN DATE 19-FEB-01
PAGE 221
G2570
BASE CURRENCY: USD

TRAN CODE/ EFFECTIVE/ SETTLE DTE	SHARES/PAR VALUE SECURITY DESCRIPTION (LOCAL CURR/SETTLE CURR)	(ORIGINAL SHARES/PAR VALUE) TRADE DATE LOCAL/BASE AMOUNT	INVESTMENT		CURRENCY		
			INVESTMENT LOCAL/BASE COST	INVESTMENT LOCAL/BASE GAIN/LOSS	SETTLE DATE LOCAL/BASE AMOUNT	CURRENCY LOCAL/BASE COST	CURRENCY GAIN/LOSS IN BASE CURRENCY
S 01-FEB-01 01-FEB-01	958.830- BSDT-LATE MONEY DEPOSIT ACCT (USD/USD)	958.83 958.83	958.83- 958.83-		958.83 958.83	958.83 0.00	
S 02-APR-01 02-APR-01	86.250- BSDT-LATE MONEY DEPOSIT ACCT (USD/USD)	86.25 86.25	86.25- 86.25-		86.25 86.25	86.25 0.00	
S 13-APR-01 13-APR-01	33,306.700- BSDT-LATE MONEY DEPOSIT ACCT (USD/USD)	33,306.70 33,306.70	33,306.70- 33,306.70-		33,306.70 33,306.70	33,306.70 0.00	
S 19-APR-01 19-APR-01	12.610- BSDT-LATE MONEY DEPOSIT ACCT (USD/USD)	12.61 12.61	12.61- 12.61-		12.61 12.61	12.61 0.00	
S 25-MAY-01 25-MAY-01	3,740.000- BSDT-LATE MONEY DEPOSIT ACCT (USD/USD)	3,740.00 3,740.00	3,740.00- 3,740.00-		3,740.00 3,740.00	3,740.00 0.00	
S 29-JUN-01 29-JUN-01	12,435.270- BSDT-LATE MONEY DEPOSIT ACCT (USD/USD)	12,435.27 12,435.27	12,435.27- 12,435.27-		12,435.27 12,435.27	12,435.27 0.00	
S 03-JUL-01 03-JUL-01	289.340- BSDT-LATE MONEY DEPOSIT ACCT (USD/USD)	289.34 289.34	289.34- 289.34-		289.34 289.34	289.34 0.00	
S 05-JUL-01 05-JUL-01	477.500- BSDT-LATE MONEY DEPOSIT ACCT (USD/USD)	477.50 477.50	477.50- 477.50-		477.50 477.50	477.50 0.00	

KNI F540481
JOHN S AND JAMES L KNIGHT FDN
CAPITAL GUARDIAN

MULTICURRENCY TRANSACTION REPORT
FOR THE PERIOD 01 JANUARY 2001 THROUGH 31 DECEMBER 2001

RUN DATE: 19-FEB-01
PAGE: 221
G2570
BASE CURRENCY: USD

TRAN CODE/ EFFECTIVE/ SETTLE DTE	SHARES/PAR VALUE SECURITY DESCRIPTION (LOCAL CURR/SETTLE CURR)	(ORIGINAL SHARES/PAR VALUE) TRADE DATE LOCAL/BASE AMOUNT	INVESTMENT		CURRENCY		
			INVESTMENT LOCAL/BASE COST	INVESTMENT LOCAL/BASE GAIN/LOSS	SETTLE DATE LOCAL/BASE AMOUNT	CURRENCY LOCAL/BASE COST	CURRENCY GAIN/LOSS IN BASE CURRENCY
S 12-JUL-01 12-JUL-01	2.020- BSDT-LATE MONEY DEPOSIT ACCT (USD/USD)	2.02 2.02	2.02- 2.02-		2.02 2.02	2.02 0.00	
S 13-JUL-01 13-JUL-01	303,126.810- BSDT-LATE MONEY DEPOSIT ACCT (USD/USD)	303,126.81 303,126.81	303,126.81- 303,126.81-		303,126.81 303,126.81	303,126.81 0.00	
S 01-AUG-01 01-AUG-01	1,251.530- BSDT-LATE MONEY DEPOSIT ACCT (USD/USD)	1,251.53 1,251.53	1,251.53- 1,251.53-		1,251.53 1,251.53	1,251.53 0.00	
S 22-AUG-01 22-AUG-01	7,769.330- BSDT-LATE MONEY DEPOSIT ACCT (USD/USD)	7,769.33 7,769.33	7,769.33- 7,769.33-		7,769.33 7,769.33	7,769.33 0.00	
S 28-SEP-01 28-SEP-01	11,892.480- BSDT-LATE MONEY DEPOSIT ACCT (USD/USD)	11,892.48 11,892.48	11,892.48- 11,892.48-		11,892.48 11,892.48	11,892.48 0.00	
S 15-OCT-01 15-OCT-01	15.370- BSDT-LATE MONEY DEPOSIT ACCT (USD/USD)	15.37 15.37	15.37- 15.37-		15.37 15.37	15.37 0.00	
S 18-OCT-01 18-OCT-01	2,205.000- BSDT-LATE MONEY DEPOSIT ACCT (USD/USD)	2,205.00 2,205.00	2,205.00- 2,205.00-		2,205.00 2,205.00	2,205.00 0.00	
S 19-OCT-01 19-OCT-01	316.910- BSDT-LATE MONEY DEPOSIT ACCT (USD/USD)	316.91 316.91	316.91- 316.91-		316.91 316.91	316.91 0.00	



Mellon Bank N.A

KNI F540481
JOHN S AND JAMES L KNIGHT FDN
CAPITAL GUARDIAN

MULTICURRENCY TRANSACTION REPORT
FOR THE PERIOD 01 JANUARY 2001 THROUGH 31 DECEMBER 2001

RUN DATE 19-FEB-02
PAGE 227
G2570
BASE CURRENCY: USD

TRAN CODE/ EFFECTIVE/ SETTLE DTE	SHARES/PAR VALUE SECURITY DESCRIPTION (LOCAL CURR/SETTLE CURR)	(ORIGINAL SHARES/PAR VALUE)		INVESTMENT		CURRENCY		
		TRADE DATE LOCAL/BASE AMOUNT	SHARES/PAR VALUE	INVESTMENT LOCAL/BASE COST	INVESTMENT LOCAL/BASE GAIN/LOSS	SETTLE DATE LOCAL/BASE AMOUNT	CURRENCY LOCAL/BASE COST	CURRENCY GAIN/LOSS IN BASE CURRENCY
S	809 630-							
02-NOV-01	BSDT-LATE MONEY DEPOSIT ACCT	809 63	809 63	809 63-		809 63	809.63	
02-NOV-01	(USD/USD)	809 63		809 63-		809 63	0.00	
S	1,330 790-							
29-NOV-01	BSDT-LATE MONEY DEPOSIT ACCT	1,330 79	1,330 79	1,330 79-		1,330 79	1,330.79	
29-NOV-01	(USD/USD)	1,330 79		1,330 79-		1,330 79	0.00	
TOTAL U S DOLLAR		22,270,064 50		22,270,064 50-	0 00	22,270,064 50	22,270,064 50	
		22,270,064 50		22,270,064 50-	0 00	22,270,064 50	0.00	
					0 00 I			0.00 T
					0 00 C			0.00 S
TOTAL CASH & CASH EQUIVALENTS								
TRADED - SETTLED CURRENT PERIOD								
U S DOLLAR		22,270,064 50		22,270,064 50-	0.00	22,270,064 50	0.00	0 00
FOREIGN (BASE VALUE)		0 00		0.00	0 00	0 00	0.00	0.00 T
					0 00 I			0.00 T
					0 00 C			0.00 S
TRADED - PENDING SETTLEMENT								
U S DOLLAR		0 00		0.00	0 00	0 00	0.00	0 00
FOREIGN (BASE VALUE)		0.00		0 00	0 00	0.00	0.00	0.00 T
					0 00 I			0.00 T
					0 00 C			0.00 S
SETTLED - TRADED PRIOR PERIOD								
U S DOLLAR		0 00		0 00	0.00	0 00	0.00	0.00
FOREIGN (BASE VALUE)		0 00		0.00	0 00	0 00	0.00	0.00 T
					0 00 I			0.00 T
					0 00 C			0.00 S

KNI F540481
JOHN S AND JAMES L KNIGHT FDN
CAPITAL GUARDIAN

MULTICURRENCY TRANSACTION REPORT
FOR THE PERIOD 01 JANUARY 2001 THROUGH 31 DECEMBER 2001

RUN DATE 19-FEB-02
PAGE 228
G2570
BASE CURRENCY: USD

TRAN CODE/ EFFECTIVE/ SETTLE DTE	SHARES/PAR VALUE SECURITY DESCRIPTION (LOCAL CURR/SETTLE CURR)	(ORIGINAL SHARES/PAR VALUE)		INVESTMENT		CURRENCY		
		TRADE DATE LOCAL/BASE AMOUNT	SHARES/PAR VALUE	INVESTMENT LOCAL/BASE COST	INVESTMENT LOCAL/BASE GAIN/LOSS	SETTLE DATE LOCAL/BASE AMOUNT	CURRENCY LOCAL/BASE COST	CURRENCY GAIN/LOSS IN BASE CURRENCY
EQUITY								
AUSTRALIAN DOLLAR								
S	2,400 000-							
25-OCT-01	AUSTRALIAN & NEW ZEALAND BANK	41,983 10	41,983 10	35,424 50-	6,558 60	41,983 10	41,983.10	
10-OCT-01	GROUP NPV (AUD/AUD)	21,256 04		19,315 21-	1,940.83	21,281.23	21,281.18	
					3,576 08 I			.05-T
					1,635 25-C			25.19 S
S	2,400 000-							
16-OCT-01	AUSTRALIAN & NEW ZEALAND BANK	42,502 60	42,502 60	35,424 50-	7,078 10	42,502.60	42,502.60	
11-OCT-01	GROUP NPV (AUD/AUD)	21,319 30		19,315 21-	2,004.09	21,446 81	21,446.81	
					3,859 33 I			
					1,855 24-C			127.51 S
S	2,100 000-							
19-OCT-01	AUSTRALIAN & NEW ZEALAND BANK	37,360 49	37,360 49	30,996 43-	6,364.06	37,360 49	37,360.49	
11-NOV-01	GROUP NPV (AUD/AUD)	10,893 20		16,900 81-	1,992.39	19,031.43	19,031.43	
					3,470 00 I			
					1,477 61-C			138.23 S
S	2,200 000-							
16-NOV-01	AUSTRALIAN & NEW ZEALAND BANK	39,420 02	39,420 02	32,472 46-	6,947 56	39,420 02	39,420 02	
19-NOV-01	GROUP NPV (AUD/AUD)	20,202 76		17,705 61-	2,497 15	20,234 30	20,234 30	
					3,788 16 I			
					1,291 01-C			31.54 S
S	2,200 000-							
19-NOV-01	AUSTRALIAN & NEW ZEALAND BANK	39,536 11	39,536 11	32,472 46-	7,063 65	39,536 11	39,536.11	
4-NOV-01	GROUP NPV (AUD/AUD)	20,293 09		17,705 61-	2,588 28	20,531 10	20,531.10	
					3,851 45 I			
					1,263 17-C			237.21 S



Mellon Bank, N.A

KMI F540481
JOHN S AND JAMES L KNIGHT FDN
CAPITAL GUARDIAN

MULTICURRENCY TRANSACTION REPORT
FOR THE PERIOD 01 JANUARY 2001 THROUGH 31 DECEMBER 2001

RUN DATE: 19-FEB-02
PAGE: 229
BASE CURRENCY: USD

TRAN CODE/ EFFECTIVE/ SETTLE DTE	SHARES/PAR VALUE SECURITY DESCRIPTION (LOCAL CURR/SETTLE CURR)	(ORIGINAL SHARES/PAR VALUE)		INVESTMENT		CURRENCY	
		TRADE DATE LOCAL/BASE AMOUNT	INVESTMENT LOCAL/BASE COST	INVESTMENT LOCAL/BASE GAIN/LOSS	SETTLE DATE LOCAL/BASE AMOUNT	CURRENCY LOCAL/BASE COST	CURRENCY GAIN/LOSS IN BASE CURRENCY
S 12-NOV-01 15-NOV-01	2,600,000- AUSTRALIAN & NEW ZEALAND BANK GROUP MPV (AUD/AUD)	47,433 04 24,622 49	58,376.54- 20,924 81-	9,056 50 3,697.68 4,938.85 I 1,240.37-C	47,433.04 24,560.83	47,433.04 24,560.83	61.66-
S 08-JUN-01 14-JUN-01	2,900,000- WESTPAC BANKING CORP A\$1 (AUD/AUD)	40,101.04 20,992 89	30,723.07- 17,860 25-	9,377 97 5,152 64 7,410.65 I 4,278.01-C	40,101 04 21,177.36	40,101.04 21,177.36	184.47
S 12-JUN-01 15-JUN-01	2,900,000- WESTPAC BANKING CORP A\$1 (AUD/AUD)	40,170 61 21,045.38	9,504 83- 7,468 75-	30,666 58 13,576.63 24,099 34 I 10,522.71-C	40,170.61 21,206.07	40,170.61 21,206.07	160.69
S 13-JUN-01 18-JUN-01	2,800,000- WESTPAC BANKING CORP A\$1 (AUD/AUD)	39,025 60 20,617 22	9,176 31- 7,211 20-	29,849 29 13,406 02 23,467 88 I 10,051.06-C	39,025.60 20,414.29	39,025.60 20,414.29	202.93-
S 14-JUN-01 19-JUN-01	2,800,000- WESTPAC BANKING CORP A\$1 (AUD/AUD)	39,160 76 20,680 80	9,176 31- 7,211 20-	29,984.45 13,469.60 23,563.30 I 10,093.70-C	39,160.76 20,394.92	39,160.76 20,394.92	285.88-

KMI F540481
JOHN S AND JAMES L KNIGHT FDN
CAPITAL GUARDIAN

MULTICURRENCY TRANSACTION REPORT
FOR THE PERIOD 01 JANUARY 2001 THROUGH 31 DECEMBER 2001

RUN DATE: 19-FEB-02
PAGE: 230
BASE CURRENCY: USD

TRAN CODE/ EFFECTIVE/ SETTLE DTE	SHARES/PAR VALUE SECURITY DESCRIPTION (LOCAL CURR/SETTLE CURR)	(ORIGINAL SHARES/PAR VALUE)		INVESTMENT		CURRENCY	
		TRADE DATE LOCAL/BASE AMOUNT	INVESTMENT LOCAL/BASE COST	INVESTMENT LOCAL/BASE GAIN/LOSS	SETTLE DATE LOCAL/BASE AMOUNT	CURRENCY LOCAL/BASE COST	CURRENCY GAIN/LOSS IN BASE CURRENCY
S 15-JUN-01 20-JUN-01	1,300,000- WESTPAC BANKING CORP A\$1 (AUD/AUD)	18,369.50 9,697.26	4,260.43- 3,348.06-	14,109.07 6,349.20 11,987.62 I 4,738.42-C	18,369.50 9,519.07	18,369.50 9,519.07	178.19-
S 26-JUN-01 29-JUN-01	3,300,000- WESTPAC BANKING CORP A\$1 (AUD/AUD)	47,463.95 24,624.30	18,814.93- 8,498.92-	36,649.02 16,125.38 28,800.64 I 12,675.26-C	47,463.95 24,116.43	47,463.95 24,116.43	507.87-
S 28-JUN-01 03-JUL-01	2,700,000- WESTPAC BANKING CORP A\$1 (AUD/AUD)	38,603.94 19,722.75	8,868.58- 6,953.66-	29,735.34 12,769.09 23,383.26 I 10,614.17-C	38,603.94 19,888.73	38,603.94 19,888.73	166.00
S 29-JUN-01 04-JUL-01	2,900,000- WESTPAC BANKING CORP A\$1 (AUD/AUD)	41,704.41 21,190.01	9,504 83- 7,468 75-	32,200.38 13,721.26 25,304.67 I 11,583.41-C	41,704.41 21,636.25	41,704.41 21,636.25	446.24
S 02-JUL-01 05-JUL-01	2,800,000- WESTPAC BANKING CORP A\$1 (AUD/AUD)	39,713 39 20,253 83	9,176.31- 7,211.20-	30,537.08 13,042.43 23,997.58 I 10,954.95-C	39,713 39 20,519.91	39,713.39 20,519.91	266.08



Mellon Bank, N.A

KNI F540481
JOHN S AND JAMES L KNIGHT FDN
CAPITAL GUARDIAN

MULTICURRENCY TRANSACTION REPORT
FOR THE PERIOD 01 JANUARY 2001 THROUGH 31 DECEMBER 2001

RUN DATE 19-FEB-02
PAGE 231
G2570
BASE CURRENCY USD

TRAN CODE/ EFFECTIVE/ SETTLE DTE	(ORIGINAL SHARES/PAR VALUE SECURITY DESCRIPTION (LOCAL CURR/SETTLE CURR))	INVESTMENT		CURRENCY			
		(ORIGINAL SHARES/PAR VALUE) TRADE DATE LOCAL/BASE AMOUNT	INVESTMENT LOCAL/BASE COST	INVESTMENT LOCAL/BASE GAIN/LOSS	SETTLE DATE LOCAL/BASE AMOUNT	CURRENCY LOCAL/BASE COST	CURRENCY GAIN/LOSS IN BASE CURRENCY
S 04-JUL-01 09-JUL-01	1,900,000- WESTPAC BANKING CORP A\$1 (AUD/AUD)	26,126.02 13,554.18	6,226.78- 4,893.32-	19,899.24 8,660.86 15,637.82 I 6,976.96-C	26,126.02 13,256.34	26,126.02 13,256.34	297.64-S
S 29-AUG-01 03-SEP-01	2,700,000- WESTPAC BANKING CORP A\$1 (AUD/AUD)	38,438.60 20,357.08	8,848.58- 6,953.66-	29,590.02 13,403.42 23,253.33 I 9,849.91-C	38,438.60 20,245.61	38,438.60 20,245.61	111.47-S
S 30-AUG-01 04-SEP-01	2,700,000- WESTPAC BANKING CORP A\$1 (AUD/AUD)	38,156.62 20,276.43	8,848.58- 6,953.66-	29,308.04 13,322.77 23,031.73 I 9,708.96-C	38,156.62 19,910.12	38,156.62 19,910.12	346.31-S
S 31-AUG-01 05-SEP-01	2,700,000- WESTPAC BANKING CORP A\$1 (AUD/AUD)	37,573.26 19,763.53	8,848.58- 6,953.66-	28,724.68 12,409.87 22,573.30 I 9,763.43-C	37,573.26 19,519.31	37,573.26 19,519.31	244.22-S
S 04-SEP-01 07-SEP-01	2,800,000- WESTPAC BANKING CORP A\$1 (AUD/AUD)	39,586.03 20,655.99	9,176.31- 7,211.20-	30,409.72 13,444.79 23,497.49 I 10,452.70-C	39,586.03 20,541.19	39,586.03 20,541.19	114.88-S

KNI F540481
JOHN S AND JAMES L KNIGHT FDN
CAPITAL GUARDIAN

MULTICURRENCY TRANSACTION REPORT
FOR THE PERIOD 01 JANUARY 2001 THROUGH 31 DECEMBER 2001

RUN DATE: 19-FEB-02
PAGE: 232
G2570
BASE CURRENCY: USD

TRAN CODE/ EFFECTIVE/ SETTLE DTE	(ORIGINAL SHARES/PAR VALUE SECURITY DESCRIPTION (LOCAL CURR/SETTLE CURR))	INVESTMENT		CURRENCY			
		(ORIGINAL SHARES/PAR VALUE) TRADE DATE LOCAL/BASE AMOUNT	INVESTMENT LOCAL/BASE COST	INVESTMENT LOCAL/BASE GAIN/LOSS	SETTLE DATE LOCAL/BASE AMOUNT	CURRENCY LOCAL/BASE COST	CURRENCY GAIN/LOSS IN BASE CURRENCY
S 10-SEP-01 13-SEP-01	5,100,000- WESTPAC BANKING CORP A\$1 (AUD/AUD)	69,316.83 35,511.01	16,713.99- 13,134.69-	52,602.84 22,376.32 41,337.96 I 10,961.64-C	69,316.83 35,684.30	69,316.83 35,684.30	173.29 S
S 11-SEP-01 14-SEP-01	4,800,000- WESTPAC BANKING CORP A\$1 (AUD/AUD)	66,404.77 34,563.68	15,730.81- 12,362.06-	50,673.96 22,201.62 39,822.15 I 17,620.53-C	66,404.77 34,211.74	66,404.77 34,211.74	351.94-S
S 04-DEC-01 07-DEC-01	3,900,000- BHP BILLITON LIMITED (AUD/AUD)	40,115.87 28,671.71	35,750.71- 28,094.71-	4,365.16 7,423.00- 3,430.36 I 10,853.36-C	40,115.87 28,707.81	40,115.87 28,707.81	36.10 S
S 05-DEC-01 10-DEC-01	4,600,000- BHP BILLITON LIMITED (AUD/AUD)	47,347.81 24,455.14	42,167.51- 33,137.34-	5,180.30 8,682.20- 4,070.95 I 12,753.15-C	47,347.81 24,369.92	47,347.81 24,369.92	85.22-S
S 07-DEC-01 12-DEC-01	12,900,000- BHP BILLITON LIMITED (AUD/AUD)	132,887.83 68,596.70	117,924.97- 92,671.38-	14,962.86 24,074.68- 11,758.56 I 35,833.24-C	132,887.83 68,982.07	132,887.83 68,982.07	385.37 S



Mellon Bank N.A.

MULTICURRENCY TRANSACTION REPORT
FOR THE PERIOD 01 JANUARY 2001 THROUGH 31 DECEMBER 2001

RUN DATE 19-FEB-0
PAGE 23
G2570
BASE CURRENCY USD

KNI F540481
JOHN S AND JAMES L KNIGHT FDM
CAPITAL GUARDIAN

TRAN CODE/ EFFECTIVE/ SETTLE DTE	SHARES/PAR VALUE SECURITY DESCRIPTION (LOCAL CURR/SETTLE CURR)	(ORIGINAL SHARES/PAR VALUE)		INVESTMENT		CURRENCY		
		TRADE DATE LOCAL/BASE AMOUNT	INVESTMENT LOCAL/BASE COST	INVESTMENT LOCAL/BASE GAIN/LOSS	SETTLE DATE LOCAL/BASE AMOUNT	CURRENCY LOCAL/BASE COST	CURRENCY GAIN/LOSS IN BASE CURRENCY	
S 10-DEC-01 13 DEC-01 (AUD/AUD)	10,300 000- BHP BILLITON LIMITED	106,200 81 54,661 56	94,155 10- 73,991 81-	12,045 71 19,330 25- 9,466.13 I 28,796.38-C	106,200 81 55,160 70	106,200 81 55,160.70		499 14
S 11-DEC-01 14-DEC-01 (AUD/AUD)	13,700 000- BHP BILLITON LIMITED	140,822 82 72,453 34	124,666 29- 97,811 87-	16,356 53 25,358 53- 12,853 79 I 38,212.32-C	140,822 82 72,988 47	140,822.82 72,988.46		.01 535.13
S 12-DEC-01 17-DEC-01 (AUD/AUD)	5,200 000- BHP BILLITON LIMITED	53,426 10 27,733 49	47,081 90- 36,999 33-	6,344 20 9,265 84- 4,985.59 I 14,251.43-C	53,426 10 27,669 38	53,426.10 27,669.39		.01 64 11
S 19-DEC-01 24-DEC-01 (AUD/AUD)	7,600 000- BHP BILLITON LIMITED	78,219 24 40,189 05	68,812 02- 54,075 94-	9,407.22 13,886 89- 7,592.67 I 21,279.56-C	78,219.24 39,782 31	78,219.24 39,782.32		.01 406 74
S 20-DEC-01 27-DEC-01 (AUD/AUD)	3,800 000- BHP BILLITON LIMITED	39,044 42 19,740 86	34,406 01- 27,037 97-	4,638 41 7,297.11- 3,645 10 I 10,942.21-C	39,044.42 19,826 76	39,044.42 19,826.76		.01 85 90

MULTICURRENCY TRANSACTION REPORT
FOR THE PERIOD 01 JANUARY 2001 THROUGH 31 DECEMBER 2001

RUN DATE 19-FEB-0
PAGE 23
G2570
BASE CURRENCY USD

KNI F540481
JOHN S AND JAMES L KNIGHT FDM
CAPITAL GUARDIAN

TRAN CODE/ EFFECTIVE/ SETTLE DTE	SHARES/PAR VALUE SECURITY DESCRIPTION (LOCAL CURR/SETTLE CURR)	(ORIGINAL SHARES/PAR VALUE)		INVESTMENT		CURRENCY		
		TRADE DATE LOCAL/BASE AMOUNT	INVESTMENT LOCAL/BASE COST	INVESTMENT LOCAL/BASE GAIN/LOSS	SETTLE DATE LOCAL/BASE AMOUNT	CURRENCY LOCAL/BASE COST	CURRENCY GAIN/LOSS IN BASE CURRENCY	
S 24-DEC-01 31-DEC-01 (AUD/AUD)	4,000 000- BHP BILLITON LIMITED	41,290 91 21,000 56	36,216 85- 28,461 02-	5,074.06 7,460.46- 3,987.44 I 11,447.92-C	41,290.91 21,136 82	41,290.91 21,136.82		136.26
S 27-DEC-01 02-JAN-02 (AUD/AUD)	3,900 000- BHP BILLITON LIMITED	40,755 04 20,695 41	35,311 43- 27,749 50-	5,443.61 7,054 09- 4,277.87 I 11,531.96-C	0 00 0.00	0.00 0.00		
S 31-DEC-01 04 JAN-02 (AUD/AUD)	3,800 000- BHP BILLITON LIMITED	39,810 86 20,379 18	34,275 48- 26,935 40-	5,535.38 6,556.22- 4,349 98 I 10,906 20-C	0 00 0 00	0.00 0.00		
S 09-FEB-01 14-FEB-01 (AUD/AUD)	58,794 000- ONESTEEL LTD	35,621 08 19,082 21	28,817 07- 17,105.55-	6,804 01 1,976.66 4,801.85 I 2,825.19-C	35,621 08 18,843 55	35,621.08 18,843.55		238 66
S 31-JAN-01 05-FEB-01 (AUD/AUD)	2,301 000- LEND LEASE CORP MPV	37,494 85 20,592 17	19,550.74- 15,363 95-	17,944.11 5,228.22 14,101.39 I 8,873.17-C	37,494 85 20,629.67	37,494.85 20,629.67		37 50



Mellon Bank, N A

MULTICURRENCY TRANSACTION REPORT
FOR THE PERIOD 01 JANUARY 2001 THROUGH 31 DECEMBER 2001

RUN DATE 19-FEB-02
PAGE 235
62570
BASE CURRENCY USD

(NI F540481
JOHN S AND JAMES L KNIGHT FDN
CAPITAL GUARDIAN

TRAN CODE/ EFFECTIVE/ SETTLE DTE	SHARES/PAR VALUE SECURITY DESCRIPTION (LOCAL CURR/SETTLE CURR)	(ORIGINAL SHARES/PAR VALUE) TRADE DATE LOCAL/BASE AMOUNT	INVESTMENT		SETTLE DATE LOCAL/BASE AMOUNT	CURRENCY	
			INVESTMENT LOCAL/BASE COST	INVESTMENT LOCAL/BASE GAIN/LOSS		CURRENCY LOCAL/BASE COST	CURRENCY GAIN/LOSS IN BASE CURRENCY
01-FEB-01	LEND LEASE CORP NPV	2,300.000-	38,032 53	18,552 86-	19,479 67	38,032 53	
06-FEB-01	(AUD/AUD)		21,092 84	14,579 79-	6,513 05	20,906 48	
					15,308 12 I		
					8,795 07-C		186.36-S
16-FEB-01	LEND LEASE CORP NPV	2,200 000-	36,124 52	9,244 26-	26,880 26	36,124 52	
19-FEB-01	(AUD/AUD)		19,857 65	7,264 81-	12,593 84	19,351 91	
					21,123 85 I		
					8,530 81-C		505.74-S
17-FEB-01	LEND LEASE CORP NPV	2,212 000-	36,603 30	9,294 69-	27,308 61	36,603 30	
12-FEB-01	(AUD/AUD)		19,992 72	7,304 23-	12,688 49	19,696 24	
					21,460 48 I		
					8,771 99-C		296.48-S
14-FEB-01	LEND LEASE CORP NPV	2,300 000-	37,384 15	9,644 46-	27,719 69	37,384 15	
19-FEB-01	(AUD/AUD)		19,776 22	7,594 81-	12,181 41	19,787 43	
					21,783 53 I		
					9,602.12-C		11.21 S
15-FEB-01	LEND LEASE CORP NPV	2,400.000-	38,972 50	10,084 65-	28,887 85	38,972 50	
20-FEB-01	(AUD/AUD)		20,413 80	7,925 02-	12,688 78	20,363 13	
					22,701 53 I		
					10,212 75-C		50.67-S

MULTICURRENCY TRANSACTION REPORT
FOR THE PERIOD 01 JANUARY 2001 THROUGH 31 DECEMBER 2001

RUN DATE: 19-FEB-02
PAGE: 236
62570
BASE CURRENCY: USD

(NI F540481
JOHN S AND JAMES L KNIGHT FDN
CAPITAL GUARDIAN

TRAN CODE/ EFFECTIVE/ SETTLE DTE	SHARES/PAR VALUE SECURITY DESCRIPTION (LOCAL CURR/SETTLE CURR)	(ORIGINAL SHARES/PAR VALUE) TRADE DATE LOCAL/BASE AMOUNT	INVESTMENT		SETTLE DATE LOCAL/BASE AMOUNT	CURRENCY	
			INVESTMENT LOCAL/BASE COST	INVESTMENT LOCAL/BASE GAIN/LOSS		CURRENCY LOCAL/BASE COST	CURRENCY GAIN/LOSS IN BASE CURRENCY
7-MAR-01	LEND LEASE CORP NPV	2,600.000-	38,989 97	10,925 84-	28,064 93	38,989 97	
3-MAR-01	(AUD/AUD)		19,919 98	8,585 44-	11,334 54	19,588 56	
					22,054 84 I		
					10,720.30-C		331.42-S
8-MAY-01	LEND LEASE CORP NPV	2,800.000-	40,474 88	11,765 42-	28,709 46	40,474 88	
5-MAY-01	(AUD/AUD)		21,314 07	9,245 86-	12,868 21	21,002 42	
					22,561 54 I		
					10,493.13-C		311.65-S
5-JUL-01	LEND LEASE CORP NPV	3,200.000-	39,490 47	13,446 20-	26,044 27	39,490 47	
9-JUL-01	(AUD/AUD)		20,861 16	10,566 70-	9,494 46	19,962 43	
					20,466 91 I		
					10,972.45-C		.01-T 98.73-S
2-AUG-01	LEND LEASE CORP NPV	3,200.000-	38,669 16	13,446 20-	25,222 96	38,669 16	
8-AUG-01	(AUD/AUD)		20,104 10	10,566 70-	9,537 40	20,003 56	
					19,821 48 I		
					10,284 08-C		100.54-S
6-AUG-01	LEND LEASE CORP NPV	3,315 000-	38,183 59	13,929 42-	24,254 17	38,183 59	
1-AUG-01	(AUD/AUD)		20,145 66	10,946 44-	9,199 22	20,298 40	
					19,060 16 I		
					9,860 94-C		152.74 S



Mellon Trust SM

Mellon Bank N.A.

MULTICURRENCY TRANSACTION REPORT FOR THE PERIOD 01 JANUARY 2001 THROUGH 31 DECEMBER 2001

RUN DATE 19-FEB-02 PAGE 237 G2570 BASE CURRENCY USD

KNI F546481 JOHN S AND JAMES KNIGHT FDN CAPITAL GUARDIAN

Table with columns: TRAN CODE/EFFECTIVE/SETTLE DTE, SHARES/PAR VALUE, SECURITY DESCRIPTION, INVESTMENT LOCAL/BASE COST, INVESTMENT LOCAL/BASE GAIN/LOSS, SETTLE DATE LOCAL/BASE AMOUNT, CURRENCY LOCAL/BASE COST, CURRENCY GAIN/LOSS IN BASE CURRENCY. Includes transactions for LEND LEASE CORP NPV and NATL AUSTRALIA BK LTD ORD A\$1.

KNI F540481 JOHN S AND JAMES L KNIGHT FDN CAPITAL GUARDIAN

MULTICURRENCY TRANSACTION REPORT FOR THE PERIOD 01 JANUARY 2001 THROUGH 31 DECEMBER 2001

RUN DATE 19-FEB-02 PAGE 238 G2570 BASE CURRENCY: USD

Table with columns: TRAN CODE/EFFECTIVE/SETTLE DTE, SHARES/PAR VALUE, SECURITY DESCRIPTION, INVESTMENT LOCAL/BASE COST, INVESTMENT LOCAL/BASE GAIN/LOSS, SETTLE DATE LOCAL/BASE AMOUNT, CURRENCY LOCAL/BASE COST, CURRENCY GAIN/LOSS IN BASE CURRENCY. Includes transactions for SANTOS LIMITED NPV.



Mellon Bank, N.A

KNI F540481
JOHN S AND JAMES L KNIGHT FOM
CAPITAL GUARDIAN

MULTICURRENCY TRANSACTION REPORT
FOR THE PERIOD 01 JANUARY 2001 THROUGH 31 DECEMBER 2001

RUN DATE 19-FEB-02
PAGE 239
G2570
BASE CURRENCY: USD

TRAN CODE/ EFFECTIVE/ SETTLE DTE	SHARES/PAR VALUE SECURITY DESCRIPTION (LOCAL CURR/SETTLE CURR)	(ORIGINAL SHARES/PAR VALUE) TRADE DATE LOCAL/BASE AMOUNT	INVESTMENT		SETTLE DATE LOCAL/BASE AMOUNT	CURRENCY	
			INVESTMENT LOCAL/BASE COST	INVESTMENT LOCAL/BASE GAIN/LOSS		CURRENCY LOCAL/BASE COST	CURRENCY GAIN/LOSS IN BASE CURRENCY
S 27-FEB-01 02-MAR-01	5,900.000- SANTOS LIMITED NPV (AUD/AUD)	38,210 65 20,052 95	27,142 29- 17,560.18-	11,068 36 2,492.77 7,161.34 I 4,668.57-C	38,210 65 20,205 79	38,210.65 20,205.79	152.84 S
S 05-MAR-01 08-MAR-01	10,300 000- SANTOS LIMITED NPV (AUD/AUD)	66,491.32 36,708 47	47,006 08- 30,415 83-	19,485 24 4,292 64 12,608 10 I 8,315.46-C	66,491 32 33,957 12	66,491.32 33,957.12	751 35-S
S 06-MAR-01 09-MAR-01	6,800.000- SANTOS LIMITED NPV (AUD/AUD)	45,000 49 23,314 75	30,401 95- 19,724 01-	14,598 54 3,590.74 9,471 36 I 5,880.62-C	45,000.49 22,936.75	45,000.49 22,936.75	378 00-S
S 07-MAR-01 15-MAR-01	6,900 000- SANTOS LIMITED NPV (AUD/AUD)	47,418 05 24,225 88	30,645 26- 19,968 97-	16,772 79 4,256 91 10,938 87 I 6,673.16-C	47,418.05 23,822 83	47,418.05 23,822 83	403 05-S
S 08-MAR-01 14-MAR-01	5,900.000- SANTOS LIMITED NPV (AUD/AUD)	40,808 62 20,840 96	25,645 46- 16,729.85-	15,163.16 4,111 11 9,888.94 I 3,777.83-C	40,808.62 20,375.74	40,808.62 20,375.74	465 22-S

KNI F540481
JOHN S AND JAMES L KNIGHT FOM
CAPITAL GUARDIAN

MULTICURRENCY TRANSACTION REPORT
FOR THE PERIOD 01 JANUARY 2001 THROUGH 31 DECEMBER 2001

RUN DATE 19-FEB-02
PAGE 240
G2570
BASE CURRENCY: USD

TRAN CODE/ EFFECTIVE/ SETTLE DTE	SHARES/PAR VALUE SECURITY DESCRIPTION (LOCAL CURR/SETTLE CURR)	(ORIGINAL SHARES/PAR VALUE) TRADE DATE LOCAL/BASE AMOUNT	INVESTMENT		SETTLE DATE LOCAL/BASE AMOUNT	CURRENCY	
			INVESTMENT LOCAL/BASE COST	INVESTMENT LOCAL/BASE GAIN/LOSS		CURRENCY LOCAL/BASE COST	CURRENCY GAIN/LOSS IN BASE CURRENCY
S 02-NOV-01 08-NOV-01	4,300.000- WMC LTD NPV (AUD/AUD)	41,395.55 21,008 24	32,585 01- 17,911.98-	8,810.54 3,096.26 4,843.15 I 1,746.89-C	41,395 55 21,310 43	41,395.55 21,310.43	302.19 S
S 07-NOV-01 12-NOV-01	4,400.000- WMC LTD NPV (AUD/AUD)	40,356.42 20,799.70	33,202 08- 18,312 51-	7,154 42 2,487.19 3,946.87 I 1,658.88-C	40,356.42 20,949.02	40,356.42 20,949.02	149.32 S
S 09-NOV-01 14-NOV-01	4,200.000- WMC LTD NPV (AUD/AUD)	38,842.95 19,938.09	31,594 87- 17,312 99-	7,248.08 2,625.10 3,971.57 I 1,346.47-C	38,842 95 20,171.14	38,842.95 20,171.14	233.05 S
S 13-NOV-01 16-NOV-01	3,900.000- WMC LTD NPV (AUD/AUD)	38,927 01 20,218 69	29,168.65- 15,808 91-	9,758 36 4,489.78 5,288.04 I 878 26-C	38,927 01 20,292.65	38,927.01 20,292.65	73.96 S
S 16-NOV-01 21-NOV-01	4,100 000- WMC LTD NPV (AUD/AUD)	39,676 71 20,683.47	30,297.15- 16,333.87-	9,379 56 4,349 60 5,058.17 I 708.57-C	39,676.71 20,504.92	39,676.71 20,504.92	178 55-S



Mellon TrustSM

Mellon Bank, N.A

KNI F540481
JOHN S AND JAMES L KNIGHT FDN
CAPITAL GUARDIAN

MULTICURRENCY TRANSACTION REPORT
FOR THE PERIOD 01 JANUARY 2001 THROUGH 31 DECEMBER 2001

RUN DATE: 19-FEB-0
PAGE: 24
G2570
BASE CURRENCY: USD

TRAN CODE/ EFFECTIVE/ SETTLE DTE	SHARES/PAR VALUE SECURITY DESCRIPTION (LOCAL CURR/SETTLE CURR)	(ORIGINAL SHARES/PAR VALUE) TRADE DATE LOCAL/BASE AMOUNT	INVESTMENT		SETTLE DATE LOCAL/BASE AMOUNT	CURRENCY	
			INVESTMENT LOCAL/BASE COST	INVESTMENT LOCAL/BASE GAIN/LOSS		CURRENCY LOCAL/BASE COST	CURRENCY GAIN/LOSS IN BASE CURRENCY
S 11-DEC-01 WMC LTD NPV 14-DEC-01 (AUD/AUD)	4,100.000-	39,078 79 20,106 04	29,636 07- 16,130 92-	9,442.72 3,975.12 5,139.67 I 1,164.55-C	39,078 79 20,254.54	39,078.79 20,254.54	
S 21-DEC-01 WMC LTD NPV 28-DEC-01 (AUD/AUD)	900.000-	8,528 62 4,318 04	6,674 35- 3,532.20-	1,854.27 785.84 982.23 I 196.39-C	8,528.62 4,346 18	8,528.62 4,346.18	148 50
TOTAL AUSTRALIAN DOLLAR		3,023,475 01 1,572,907 91	1,901,047 63- 1,307,417 88-	1,122,427.38 265,490.03 838,504.01 I 573,013.98-C	2,942,909 11 1,528,840 93	2,942,909.11 1,528,840.95	0 02 2,992 39
<u>CANADIAN DOLLAR</u>							
S 23-OCT-01 ATI TECHNOLOGIES INC COM NPV 26-OCT-01 (CAD/CAD)	800.000-	11,163 36 7,107.25	11,474.64- 7,502.21-	311.28- 394.96- 203.51-I 191.45-C	11,163.36 7,087.85	11,163.36 7,087.86	01 19.40
S 25-OCT-01 ATI TECHNOLOGIES INC COM NPV 30-OCT-01 (CAD/CAD)	1,900.000-	25,763 05 16,328 46	27,064 77- 17,676 06-	1,301 72- 1,347.60- 850 19-I 497.41-C	25,763.05 16,322.26	25,763.05 16,322.26	6.20

KNI F540481
JOHN S AND JAMES L KNIGHT FDN
CAPITAL GUARDIAN

MULTICURRENCY TRANSACTION REPORT
FOR THE PERIOD 01 JANUARY 2001 THROUGH 31 DECEMBER 2001

RUN DATE: 19-FEB-0
PAGE: 24
G2570
BASE CURRENCY: USD

TRAN CODE/ EFFECTIVE/ SETTLE DTE	SHARES/PAR VALUE SECURITY DESCRIPTION (LOCAL CURR/SETTLE CURR)	(ORIGINAL SHARES/PAR VALUE) TRADE DATE LOCAL/BASE AMOUNT	INVESTMENT		SETTLE DATE LOCAL/BASE AMOUNT	CURRENCY	
			INVESTMENT LOCAL/BASE COST	INVESTMENT LOCAL/BASE GAIN/LOSS		CURRENCY LOCAL/BASE COST	CURRENCY GAIN/LOSS IN BASE CURRENCY
S 24-OCT-01 ATI TECHNOLOGIES INC COM NPV 31-OCT-01 (CAD/CAD)	2,100.000-	28,930.23 18,344.40	29,939.94- 19,474.29-	1,009.71- 1,105.89- 656.59-I 449.30-C	28,930.23 18,234.10	28,930.23 18,234.10	134.30-
S 26-OCT-01 ATI TECHNOLOGIES INC COM NPV 31-OCT-01 (CAD/CAD)	1,300.000-	17,927.00 11,342.22	18,559.27- 12,026.35-	632.27- 644.13- 489.72-I 234.41-C	17,927.00 11,299.00	17,927.00 11,299.00	83.22-
S 26-OCT-01 ATI TECHNOLOGIES INC COM NPV 31-OCT-01 (CAD/CAD)	800.000-	11,032.00 7,004.44	11,378.32- 7,344.84-	346 32- 340.40- 224.14-I 134.24-C	11,032.00 6,953.23	11,032.00 6,953.23	51.21-
S 29-OCT-01 ATI TECHNOLOGIES INC COM NPV 01-NOV-01 (CAD/CAD)	600.000-	8,168.76 5,184.19	8,191 99- 5,276.07-	23.23- 89 88- 15.18-I 74.78-C	8,168.76 5,135.65	8,168.76 5,135.65	50.54-
S 29-OCT-01 ATI TECHNOLOGIES INC COM NPV 01-NOV-01 (CAD/CAD)	1,100.000-	15,021.49 9,534.85	14,844 59- 9,550 66-	176.90 13.81- 113.81 I 127.62-C	15,021.49 9,443.91	15,021.49 9,443.91	92.94-



Mellon Bank, N A

MULTICURRENCY TRANSACTION REPORT
FOR THE PERIOD 01 JANUARY 2001 THROUGH 31 DECEMBER 2001

RUN DATE 19-FEB-02
PAGE 243
G2570
BASE CURRENCY USD

(NI F540481
JOHN S AND JAMES L KNIGHT FDN
CAPITAL GUARDIAN

TRAN CODE/ EFFECTIVE/ SETTLE DTE	SHARES/PAR VALUE SECURITY DESCRIPTION (LOCAL CURR/SETTLE CURR)	(ORIGINAL SHARES/PAR VALUE) TRADE DATE LOCAL/BASE AMOUNT	INVESTMENT		SETTLE DATE LOCAL/BASE AMOUNT	CURRENCY	
			INVESTMENT LOCAL/BASE COST	INVESTMENT LOCAL/BASE GAIN/LOSS		CURRENCY LOCAL/BASE COST	CURRENCY GAIN/LOSS IN BASE CURRENCY
10-OCT-01 12-NOV-01	ATI TECHNOLOGIES INC COM NPV (CAD/CAD)	800 000- 10,456 64 6,624 84	10,661 19- 6,895.42-	204 55- 270.58- 132.26-I 138 32-C	10,456.64 6,566 18	10,456.64 6,566 18	
							58.66-S
11-OCT-01 15-NOV-01	ATI TECHNOLOGIES INC COM NPV (CAD/CAD)	1,100 000- 14,443 00 9,103 11	14,639 16- 9,438 72-	196 16- 335 61- 126 48-I 209.13-C	14,443.00 9,059.72	14,443.00 9,059.72	
							43.39-S
11-NOV-01 16-NOV-01	ATI TECHNOLOGIES INC COM NPV (CAD/CAD)	500 000- 6,498 40 4,085 50	6,661 45- 4,274.66-	163.05- 189 16- 104 63-I 84 53-C	6,498.40 4,075.51	6,498.40 4,075.51	
							9.99-S
12-NOV-01 17-NOV-01	ATI TECHNOLOGIES INC COM NPV (CAD/CAD)	500.000- 6,470.15 4,062 89	6,663 35- 4,271 65-	193.20- 208 76- 123 85-I 84.91-C	6,470 15 4,065 95	6,470 15 4,065.95	
							3.06 S
15-NOV-01 18-NOV-01	ATI TECHNOLOGIES INC COM NPV (CAD/CAD)	1,000 000- 13,521 10 8,481.43	13,195 74- 8,526 66-	325 36 45 23- 210 40 I 255 63-C	13,521.10 8,468.68	13,521.10 8,468.68	
							12.75-S

MULTICURRENCY TRANSACTION REPORT
FOR THE PERIOD 01 JANUARY 2001 THROUGH 31 DECEMBER 2001

RUN DATE: 19-FEB-02
PAGE: 244
G2570
BASE CURRENCY: USD

(NI F540481
JOHN S AND JAMES L KNIGHT FDN
CAPITAL GUARDIAN

TRAN CODE/ EFFECTIVE/ SETTLE DTE	SHARES/PAR VALUE SECURITY DESCRIPTION (LOCAL CURR/SETTLE CURR)	(ORIGINAL SHARES/PAR VALUE) TRADE DATE LOCAL/BASE AMOUNT	INVESTMENT		SETTLE DATE LOCAL/BASE AMOUNT	CURRENCY	
			INVESTMENT LOCAL/BASE COST	INVESTMENT LOCAL/BASE GAIN/LOSS		CURRENCY LOCAL/BASE COST	CURRENCY GAIN/LOSS IN BASE CURRENCY
7-NOV-01 3-NOV-01	ATI TECHNOLOGIES INC COM NPV (CAD/CAD)	1,200.000- 15,954.00 10,025.77	15,795.60- 10,227 00-	158.40 201.23- 102.56 I 303.79-C	15,954.00 9,988.10	15,954.00 9,988.10	
							37.67-S
8-NOV-01 4-NOV-01	ATI TECHNOLOGIES INC COM NPV (CAD/CAD)	400 000- 5,315.36 3,329.17	5,265 20- 3,489 00-	50 16 79 83- 32 48 I 112.31-C	5,315.36 3,337.33	5,315.36 3,337.33	
							0.16 S
8-NOV-01 4-NOV-01	ATI TECHNOLOGIES INC COM NPV (CAD/CAD)	700 000- 9,268 80 5,804.84	9,214 10- 5,965.75-	53 90 160.91- 34 90 I 195.81-C	9,268.00 5,819.05	9,268.00 5,819.05	
							14.21 S
9-NOV-01 5-NOV-01	ATI TECHNOLOGIES INC COM NPV (CAD/CAD)	1,600.000- 21,323.36 13,302.16	20,947.50- 13,630 58-	375.86 328 42- 246.74 I 573.16-C	21,323.36 13,426 12	21,323.36 13,426.12	
							123.96 S
3-NOV-01 5-NOV-01	ATI TECHNOLOGIES INC COM NPV (CAD/CAD)	2,700 000- 35,350 56 22,131.45	35,301 60- 22,794 55-	48.88 663.10- 32.62 I 695 72-C	35,350.56 22,258.25	35,350.56 22,258.25	
							126.80 S



Mellon Bank, N.A

KNI F540481
JOHN S AND JAMES L KNIGHT FDN
CAPITAL GUARDIAN

MULTICURRENCY TRANSACTION REPORT
FOR THE PERIOD 01 JANUARY 2001 THROUGH 31 DECEMBER 2001

RUN DATE: 19-FEB-02
PAGE: 245
62570
BASE CURRENCY: USD

TRAN CODE/ EFFECTIVE/ SETTLE DTE	SHARES/PAR VALUE SECURITY DESCRIPTION (LOCAL CURR/SETTLE CURR)	(ORIGINAL SHARES/PAR VALUE) TRADE DATE LOCAL/BASE AMOUNT	INVESTMENT		SETTLE DATE LOCAL/BASE AMOUNT	CURRENCY	
			INVESTMENT LOCAL/BASE COST	INVESTMENT LOCAL/BASE GAIN/LOSS		CURRENCY LOCAL/BASE COST	CURRENCY GAIN/LOSS IN BASE CURRENCY
\$ 13-NOV-01 16-NOV-01	10,200 000- ATI TECHNOLOGIES INC COM NPV (CAD/CAD)	138,656.76 86,806.96	119,066.80- 77,745.68-	19,589.96 9,061.28 12,806.85 I 3,745.57-C	138,656.76 87,200.03	138,656.76 87,200.03	
\$ 14-NOV-01 19-NOV-01	5,900.000- ATI TECHNOLOGIES INC COM NPV (CAD/CAD)	82,503.24 51,600.87	58,470.56- 38,627.58-	24,032.68 13,175.29 15,897.26 I 2,723.95-C	82,503.24 52,108.41	82,503.24 52,108.41	393.07
\$ 15-NOV-01 20-NOV-01	1,000.000- ATI TECHNOLOGIES INC COM NPV (CAD/CAD)	14,634.90 9,214.77	8,202.34- 5,335.40-	6,432.56 3,879.37 4,184.21 I 304.84-C	14,634.90 9,194.51	14,634.90 9,194.51	307.54
\$ 26-JAN-01 31-JAN-01	800 000- ALCAN ALUMINUM COM STK NPV (CAD/CAD)	42,352.00 28,118.44	38,916.08- 26,428.58-	3,435.92 1,689.86 2,335.39 I 643.53-C	42,352.00 28,206.46	42,352.00 28,206.46	20.26-
\$ 29-JAN-01 01-FEB-01	100.000- ALCAN ALUMINUM COM STK NPV (CAD/CAD)	5,296.12 3,525.11	4,864.51- 3,503.57-	431.61 221.54 293.12 I 71.58-C	5,296.12 3,547.54	5,296.12 3,547.54	88.02
							22.43

KNI F540481
JOHN S AND JAMES L KNIGHT FDN
CAPITAL GUARDIAN

MULTICURRENCY TRANSACTION REPORT
FOR THE PERIOD 01 JANUARY 2001 THROUGH 31 DECEMBER 2001

RUN DATE: 19-FEB-02
PAGE: 246
62570
BASE CURRENCY: USD

TRAN CODE/ EFFECTIVE/ SETTLE DTE	SHARES/PAR VALUE SECURITY DESCRIPTION (LOCAL CURR/SETTLE CURR)	(ORIGINAL SHARES/PAR VALUE) TRADE DATE LOCAL/BASE AMOUNT	INVESTMENT		SETTLE DATE LOCAL/BASE AMOUNT	CURRENCY	
			INVESTMENT LOCAL/BASE COST	INVESTMENT LOCAL/BASE GAIN/LOSS		CURRENCY LOCAL/BASE COST	CURRENCY GAIN/LOSS IN BASE CURRENCY
\$ 29-JAN-01 01-FEB-01	1,300 000- ALCAN ALUMINUM COM STK NPV (CAD/CAD)	68,271.71 45,441.77	63,258.65- 42,944.44-	5,033.08 2,495.33 3,418.05 I 922.72-C	68,271.71 45,730.93	68,271.71 45,730.93	289.16
\$ 30-JAN-01 02-FEB-01	3,500 000- ALCAN ALUMINUM COM STK NPV (CAD/CAD)	186,935.70 124,663.34	171,022.77- 115,229.98-	15,912.93 9,435.38 10,721.84 I 1,288.46-C	186,935.70 125,115.92	186,935.70 125,115.92	450.56
\$ 31-JAN-01 05-FEB-01	3,200 000- ALCAN ALUMINUM COM STK NPV (CAD/CAD)	172,671.36 114,999.24	155,245.65- 104,596.54-	17,425.71 10,402.70 11,741.80 I 1,539.10-C	172,671.36 114,438.63	172,671.36 114,438.63	160.61-
\$ 01-FEB-01 06-FEB-01	1,600 000- ALCAN ALUMINUM COM STK NPV (CAD/CAD)	87,183.84 58,398.98	77,122.08- 52,127.12-	10,061.76 6,271.86 4,600.79 I 528.93-C	87,183.84 57,741.47	87,183.84 57,741.46	657.51-
\$ 12-APR-01 16-APR-01	800 000- ALCAN INC (CAD/CAD)	51,789.44 33,191.98	38,561.04- 26,063.56-	13,228.40 7,128.42 8,961.13 I 1,812.71-C	51,789.44 33,045.84	51,789.44 33,045.84	146.14-



Mellon Bank, N.A

MULTICURRENCY TRANSACTION REPORT
FOR THE PERIOD 01 JANUARY 2001 THROUGH 31 DECEMBER 2001

RUN DATE 19-FEB-02
PAGE 247
G2570
BASE CURRENCY: USD

KNI F540481
JOHN S AND JAMES L KNIGHT FDN
CAPITAL GUARDIAN

TRAN CODE/ EFFECTIVE/ SETTLE DTE	SHARES/PAR VALUE SECURITY DESCRIPTION (LOCAL CURR/SETTLE CURR)	(ORIGINAL SHARES/PAR VALUE)		INVESTMENT		CURRENCY		
		TRADE DATE LOCAL/BASE AMOUNT	SHARES/PAR VALUE	INVESTMENT LOCAL/BASE COST	INVESTMENT LOCAL/BASE GAIN/LOSS	SETTLE DATE LOCAL/BASE AMOUNT	CURRENCY LOCAL/BASE COST	CURRENCY GAIN/LOSS IN BASE CURRENCY
S	1,100.000-							
16-APR-01	ALCAN INC	70,200 68		53,021 43-	17,179 25	70,200 68	70,200.68	
19-APR-01	(CAD/CAD)	44,873 87		35,837 40-	9,036 47	45,358 07	45,358.08	
					11,611 52 I			.01 T
					2,575 05-C			484 20 S
S	600.000-							
17-APR-01	ALCAN INC	37,960 26		28,920 78-	9,039 48	37,960.26	37,960.26	
20-APR-01	(CAD/CAD)	24,391 35		19,547 47-	4,843 64	24,563.39	24,563.39	
					6,109 82 I			
					1,266 14-C			172.04 S
S	1,000.000-							
06-JUN-01	ALCAN INC	69,948 70		46,111 28-	23,837 42	69,948.70	69,948.70	
11-JUN-01	(CAD/CAD)	45,816 93		30,649 92-	15,167 01	46,097.75	46,097.75	
					15,844 61 I			
					677 60-C			280 80 S
S	400.000-							
07-JUN-01	ALCAN INC	27,654 28		18,341 46-	9,312 82	27,654.28	27,654.28	
12-JUN-01	(CAD/CAD)	18,172 09		12,204 03-	5,968 06	18,151.81	18,151.81	
					6,196 60 I			
					228 54-C			20 28-S
S	1,200.000-							
07-JUN-01	ALCAN INC	82,868.28		54,908 76-	27,959 52	82,868.28	82,868.28	
12-JUN-01	(CAD/CAD)	54,454 12		34,572 93-	17,881 19	54,393 36	54,393.36	
					18,622 92 I			
					741.75-C			60 76-S

MULTICURRENCY TRANSACTION REPORT
FOR THE PERIOD 01 JANUARY 2001 THROUGH 31 DECEMBER 2001

RUN DATE 19-FEB-02
PAGE: 248
G2570
BASE CURRENCY: USD

KNI F540481
JOHN S AND JAMES L KNIGHT FDN
CAPITAL GUARDIAN

TRAN CODE/ EFFECTIVE/ SETTLE DTE	SHARES/PAR VALUE SECURITY DESCRIPTION (LOCAL CURR/SETTLE CURR)	(ORIGINAL SHARES/PAR VALUE)		INVESTMENT		CURRENCY		
		TRADE DATE LOCAL/BASE AMOUNT	SHARES/PAR VALUE	INVESTMENT LOCAL/BASE COST	INVESTMENT LOCAL/BASE GAIN/LOSS	SETTLE DATE LOCAL/BASE AMOUNT	CURRENCY LOCAL/BASE COST	CURRENCY GAIN/LOSS IN BASE CURRENCY
S	300.000-							
08-JUN-01	ALCAN INC	20,111.73		13,727.19-	6,384.54	20,111 73	20,111.73	
13-JUN-01	(CAD/CAD)	13,220.09		9,143.23-	4,076 86	13,259 32	13,259.32	
					4,252.53 I			
					175.67-C			39.23 S
S	400.000-							
13-JUL-01	ALCAN INC	27,013.60		18,354.35-	8,659 25	27,013.60	27,013.60	
18-JUL-01	(CAD/CAD)	17,554 98		12,187.81-	5,567 17	17,598.44	17,598.44	
					5,750.48 I			
					383.28-C			43.46 S
S	3,900.000-							
28-FEB-01	ABITIBI-CONSOLIDATED CORP	44,788.38		47,034.00-	2,245 62-	44,788 38	44,788.38	
05-MAR-01	COM NPV (CAD/CAD)	29,258.15		31,017 05-	1,758 90-	28,959 25	28,959.25	
					1,480.90-I			
					278 00-C			298.90-S
S	13,400.000-							
28-FEB-01	ABITIBI-CONSOLIDATED CORP	153,365.68		168,619.98-	7,254.30-	153,365.68	153,365.68	
05-MAR-01	COM NPV (CAD/CAD)	100,186 62		106,179 31-	5,992 69-	99,163.12	99,163.12	
					4,794 10-I			
					1,198.59-C			1,023.50-S
S	34,400.000-							
01-MAR-01	ABITIBI-CONSOLIDATED CORP	396,607 92		408,784 79-	4,176.87-	396,607 92	396,607.92	
06-MAR-01	COM NPV (CAD/CAD)	257,420 60		265,015 88-	7,595 28-	257,487.45	257,487.45	
					2,756.59-I			
					4,838 69-C			66.85 S



Mellon Bank, N.A

KNI F540481
JOHN S AND JAMES L KNIGHT FDN
CAPITAL GUARDIAN

MULTICURRENCY TRANSACTION REPORT
FOR THE PERIOD 01 JANUARY 2001 THROUGH 31 DECEMBER 2001

RUN DATE: 19-FEB-0
PAGE 24
G2570
BASE CURRENCY: USD

TRAN CODE/ EFFECTIVE/ SETTLE DTE	SHARES/PAR VALUE SECURITY DESCRIPTION (LOCAL CURR/SETTLE CURR)	(ORIGINAL SHARES/PAR VALUE) TRADE DATE LOCAL/BASE AMOUNT	INVESTMENT		SETTLE DATE LOCAL/BASE AMOUNT	CURRENCY	
			INVESTMENT LOCAL/BASE COST	INVESTMENT LOCAL/BASE GAIN/LOSS		CURRENCY LOCAL/BASE COST	CURRENCY GAIN/LOSS IN BASE CURRENCY
S 06-FEB-01 09-FEB-01	1,800,000- BANK OF NOVA SCOTIA COM NPV (CAD/CAD)	84,762.00 56,137.49	68,212.08- 45,836.85-	16,549.92 10,300.64 11,121.14 I 820.48-C	84,762.00 56,133.77	84,762.00 56,133.76	.01 3.72
S 07-FEB-01 12-FEB-01	800,000- BANK OF NOVA SCOTIA COM NPV (CAD/CAD)	36,754.88 24,271.86	30,316.48- 20,371.93-	6,438.40 3,899.93 4,326.44 I 426.51-C	36,754.88 24,182.43	36,754.88 24,182.43	89.43
S 09-FEB-01 14-FEB-01	600,000- BANK OF NOVA SCOTIA COM NPV (CAD/CAD)	26,998.98 17,880.12	22,737.36- 15,278.94-	4,261.62 2,601.18 2,865.71 I 262.53-C	26,998.98 17,681.06	26,998.98 17,681.06	199.06
S 12-FEB-01 15-FEB-01	1,500,000- BANK OF NOVA SCOTIA COM NPV (CAD/CAD)	67,919.10 44,686.56	56,800.60- 38,168.60-	11,118.50 6,517.96 7,471.36 I 953.60-C	67,919.10 44,400.27	67,919.10 44,400.27	286.29
S 13-FEB-01 16-FEB-01	500,000- BANK OF NOVA SCOTIA COM NPV (CAD/CAD)	22,783.35 14,953.63	18,905.00- 12,703.69-	3,878.35 2,249.94 2,606.16 I 356.22-C	22,783.35 14,847.41	22,783.35 14,847.41	106.22

KNI F540481
JOHN S AND JAMES L KNIGHT FDN
CAPITAL GUARDIAN

MULTICURRENCY TRANSACTION REPORT
FOR THE PERIOD 01 JANUARY 2001 THROUGH 31 DECEMBER 2001

RUN DATE: 19-FEB-0
PAGE 25
G2570
BASE CURRENCY: USD

TRAN CODE/ EFFECTIVE/ SETTLE DTE	SHARES/PAR VALUE SECURITY DESCRIPTION (LOCAL CURR/SETTLE CURR)	(ORIGINAL SHARES/PAR VALUE) TRADE DATE LOCAL/BASE AMOUNT	INVESTMENT		SETTLE DATE LOCAL/BASE AMOUNT	CURRENCY	
			INVESTMENT LOCAL/BASE COST	INVESTMENT LOCAL/BASE GAIN/LOSS		CURRENCY LOCAL/BASE COST	CURRENCY GAIN/LOSS IN BASE CURRENCY
S 15-NOV-01 20-NOV-01	1,800,000- BANK OF NOVA SCOTIA COM NPV (CAD/CAD)	87,400.80 55,031.36	68,058.00- 45,733.29-	19,342.80 9,298.07 12,997.89 I 3,699.82-C	87,400.80 54,910.35	87,400.80 54,910.35	121.01-
S 16-NOV-01 21-NOV-01	2,600,000- BANK OF NOVA SCOTIA COM NPV (CAD/CAD)	123,118.32 77,428.04	98,306.00- 66,059.20-	24,812.32 11,368.84 16,673.27 I 5,304.43-C	123,118.32 76,881.68	123,118.32 76,881.68	546.36-
S 14-SEP-01 19-SEP-01	5,900,000- BOMBARDIER INC CLASS 'B' SUBORD VTC NPV (CAD/CAD)	90,120.73 57,541.01	52,866.30- 36,928.61-	37,254.43 20,612.48 26,023.48 I 5,411.08-C	90,120.73 57,445.65	90,120.73 57,445.65	95.36-
S 17-SEP-01 21-SEP-01	2,400,000- BOMBARDIER INC CLASS 'B' SUBORD VTC NPV (CAD/CAD)	37,040.40 23,645.32	21,544.80- 14,998.12-	15,495.60 8,647.28 10,787.05 I 2,139.85-C	37,040.40 23,580.60	37,040.40 23,580.60	3.24 64.72-
S 18-SEP-01 24-SEP-01	5,000,000- BOMBARDIER INC CLASS 'B' SUBORD VTC NPV (CAD/CAD)	65,707.50 41,819.95	44,671.70- 31,174.33-	21,035.80 10,645.62 14,682.43 I 4,036.81-C	65,707.50 41,681.25	65,707.50 41,681.25	49.04- 61.30



Mellon Bank, N.A

MULTICURRENCY TRANSACTION REPORT
FOR THE PERIOD 01 JANUARY 2001 THROUGH 31 DECEMBER 2001

RUN DATE: 19-FEB-02
PAGE: 251
BASE CURRENCY: USD

NI F540481
JOHN S AND JAMES L KNIGHT FDN
CAPITAL GUARDIAN

TRAN CODE/ EFFECTIVE/ SETTLE DTE	SHARES/PAR VALUE SECURITY DESCRIPTION (LOCAL CURR/SETTLE CURR)	(ORIGINAL SHARES/PAR VALUE)		INVESTMENT		CURRENCY		CURRENCY GAIN/LOSS IN BASE CURRENCY
		TRADE DATE LOCAL/BASE AMOUNT	SHARES/PAR VALUE	INVESTMENT LOCAL/BASE COST	INVESTMENT LOCAL/BASE GAIN/LOSS	SETTLE DATE LOCAL/BASE AMOUNT	CURRENCY LOCAL/BASE COST	
0-SEP-01	BOMBARDIER INC CLASS B SUBORD	4,300,000-	56,909.21	37,518.16-	19,391.05	56,909.21	56,909.21	
5-SEP-01	VTG MPV (CAD/CAD)		36,243.29	26,440.96-	9,802.33 13,666.03 I 3,863.70-C	36,275.63	36,275.63	32.34 S
1-SEP-01	BOMBARDIER INC CLASS B SUBORD	4,100,000-	53,291.80	35,503.23-	17,788.57	53,291.80	53,291.80	
6-SEP-01	VTG MPV (CAD/CAD)		33,926.53	25,184.95-	8,741.58 12,618.49 I 3,877.11-C	33,885.55	33,885.55	40.98-S
4-SEP-01	BOMBARDIER INC CLASS B SUBORD	4,300,000-	56,328.71	37,384.80-	18,943.91	56,328.71	56,328.71	
7-SEP-01	VTG MPV (CAD/CAD)		35,903.31	26,269.08-	9,634.23 13,312.45 I 3,678.22-C	35,698.53	35,698.53	204.78-S
18-JUN-01	CANADIAN NATL RAILWAY COM MPV	400,000-	25,631.20	22,241.15-	3,390.05	25,631.20	25,631.20	
3-JUN-01	(CAD/CAD)		16,848.22	14,876.68-	1,971.54 2,267.48 I 295.94-C	16,898.21	16,898.21	49.99 S
1-JUN-01	CANADIAN NATL RAILWAY COM MPV	400,000-	25,284.24	22,196.87-	3,087.37	25,284.24	25,284.24	
4-JUN-01	(CAD/CAD)		16,662.87	14,751.83-	1,911.84 2,051.90 I 140.86-C	16,650.80	16,650.80	12.07-S

MULTICURRENCY TRANSACTION REPORT
FOR THE PERIOD 01 JANUARY 2001 THROUGH 31 DECEMBER 2001

RUN DATE: 19-FEB-02
PAGE: 252
BASE CURRENCY: USD

NI F540481
JOHN S AND JAMES L KNIGHT FDN
CAPITAL GUARDIAN

TRAN CODE/ EFFECTIVE/ SETTLE DTE	SHARES/PAR VALUE SECURITY DESCRIPTION (LOCAL CURR/SETTLE CURR)	(ORIGINAL SHARES/PAR VALUE)		INVESTMENT		CURRENCY		CURRENCY GAIN/LOSS IN BASE CURRENCY
		TRADE DATE LOCAL/BASE AMOUNT	SHARES/PAR VALUE	INVESTMENT LOCAL/BASE COST	INVESTMENT LOCAL/BASE GAIN/LOSS	SETTLE DATE LOCAL/BASE AMOUNT	CURRENCY LOCAL/BASE COST	
2-JUN-01	CANADIAN NATL RAILWAY COM MPV	800,000-	50,731.60	44,470.96-	6,260.64	50,731.60	50,731.60	
5-JUN-01	(CAD/CAD)		33,299.38	29,367.34-	3,932.84 4,134.34 I 202.30-C	33,292.82	33,292.82	6.56-S
3-JUN-01	CANADIAN NATL RAILWAY COM MPV	400,000-	25,272.64	22,117.98-	3,154.66	25,272.64	25,272.64	
8-JUN-01	(CAD/CAD)		16,661.81	14,668.00-	1,993.81 2,492.46 I 98.65-C	16,508.35	16,508.35	153.46-S
4-JUN-01	CANADIAN NATL RAILWAY COM MPV	3,400,000-	208,896.00	188,881.27-	20,014.73	208,896.00	208,896.00	
9-JUN-01	(CAD/CAD)		137,567.34	124,182.27-	13,385.07 13,163.16 I 221.91 C	136,292.82	136,292.82	1,274.52-S
5-JUN-01	CANADIAN NATL RAILWAY COM MPV	100,000-	6,094.59	5,559.05-	535.54	6,094.59	6,094.59	
6-JUN-01	(CAD/CAD)		3,999.60	3,634.08-	365.52 350.09 I 15.43 C	3,981.83	3,981.83	17.77-S
8-JUN-01	CANADIAN NATL RAILWAY COM MPV	100,000-	5,995.81	5,559.05-	436.76	5,995.81	5,995.81	
1-JUN-01	(CAD/CAD)		3,916.53	3,634.08-	282.45 285.52 I 3.07-C	3,926.01	3,926.00	.01-T 9.48 S



Mellon Bank, N.A

KNI F540481
JOHN S AND JAMES L KNIGHT FDN
CAPITAL GUARDIAN

MULTICURRENCY TRANSACTION REPORT
FOR THE PERIOD 01 JANUARY 2001 THROUGH 31 DECEMBER 2001

RUN DATE 19-FEB-02
PAGE 253
BASE CURRENCY USD

TRAN CODE/ EFFECTIVE/ SETTLE DTE	SHARES/PAR VALUE SECURITY DESCRIPTION (LOCAL CURR/SETTLE CURR)	(ORIGINAL SHARES/PAR VALUE) TRADE DATE LOCAL/BASE AMOUNT	INVESTMENT		SETTLE DATE LOCAL/BASE AMOUNT	CURRENCY	
			INVESTMENT LOCAL/BASE COST	INVESTMENT LOCAL/BASE GAIN/LOSS		CURRENCY LOCAL/BASE COST	CURRENCY GAIN/LOSS IN BASE CURRENCY
S 19-JUN-01 22-JUN-01	300 000- CANADIAN NATL RAILWAY COM NPV (CAD/CAD)	17,982 00 11,732.24	16,677 15- 10,962.24-	1,304 85 830 00 853.01 I 23 01-C	17,982.00 11,774.49	17,982.00 11,774.49	42.25
S 20-JUN-01 25-JUN-01	500 000- CANADIAN NATL RAILWAY COM NPV (CAD/CAD)	29,668.38 19,383.44	27,795 25- 18,178 39-	1,873 05 1,213 05 1,226.46 I 11.41-C	29,668 30 19,527.61	29,668.38 19,527.61	144.17
S 21-JUN-01 26-JUN-01	800 000- CANADIAN NATL RAILWAY COM NPV (CAD/CAD)	47,206 16 30,910 27	44,472.48- 29,872.63-	2,733 76 1,837.64 1,787.12 I 50 52 C	47,206.16 31,124.26	47,206.16 31,124.27	01 213.99
S 22-JUN-01 27-JUN-01	100,000- CANADIAN NATL RAILWAY COM NPV (CAD/CAD)	5,984 84 3,918 31	5,559 05- 3,634 08-	424 99 284.23 277 82 I 4.41 C	5,984.04 3,945.43	5,984.04 3,945.43	27.12
S 28-JUN-01 04-JUL-01	2,400,000- CANADIAN NATL RAILWAY COM NPV (CAD/CAD)	141,983 84 93,128 06	132,151.43- 86,135.46-	9,831 61 6,992 60 6,435 79 I 556.81 C	141,983 04 93,916.55	141,983.04 93,916.55	788.49

KNI F540481
JOHN S AND JAMES L KNIGHT FDN
CAPITAL GUARDIAN

MULTICURRENCY TRANSACTION REPORT
FOR THE PERIOD 01 JANUARY 2001 THROUGH 31 DECEMBER 2001

RUN DATE: 19-FEB-02
PAGE: 254
BASE CURRENCY: USD

TRAN CODE/ EFFECTIVE/ SETTLE DTE	SHARES/PAR VALUE SECURITY DESCRIPTION (LOCAL CURR/SETTLE CURR)	(ORIGINAL SHARES/PAR VALUE) TRADE DATE LOCAL/BASE AMOUNT	INVESTMENT		SETTLE DATE LOCAL/BASE AMOUNT	CURRENCY	
			INVESTMENT LOCAL/BASE COST	INVESTMENT LOCAL/BASE GAIN/LOSS		CURRENCY LOCAL/BASE COST	CURRENCY GAIN/LOSS IN BASE CURRENCY
S 11-DEC-01 14-DEC-01	800,000- MAGNA INTL INC. CL A SUB VTC COM NPV (CAD/CAD)	81,000.64 51,376.79	54,270.60- 35,153.36-	26,730 04 16,223 43 17,314 17 I 1,090.74-C	81,000.64 51,737.76	81,000.64 51,737.76	360.97
S 11-DEC-01 14-DEC-01	400,000- MAGNA INTL INC. CL A SUB VTC COM NPV (CAD/CAD)	40,082 68 25,423.49	27,116.58- 17,553.03-	12,966.10 7,870.46 8,393.18 I 522.72-C	40,082.68 25,602.12	40,082.68 25,602.12	178.63
S 12-DEC-01 17-DEC-01	800 000- MAGNA INTL INC. CL A SUB VTC COM NPV (CAD/CAD)	79,961.68 51,044.80	54,226.72- 35,099.34-	25,734.96 15,945.46 16,657.47 I 712.01-C	79,961.68 51,195.13	79,961.68 51,195.12	01- 150.33
S 13-DEC-01 18-DEC-01	200,000- MAGNA INTL INC. CL A SUB VTC COM NPV (CAD/CAD)	19,779.72 12,620.25	13,556 68- 8,774.83-	6,223 04 3,845.42 4,027.99 I 182.57-C	19,779.72 12,567.33	19,779.72 12,567.33	52.92-
S 14-DEC-01 19-DEC-01	300 000- MAGNA INTL INC. CL A SUB VTC COM NPV (CAD/CAD)	29,406.96 18,783.19	20,335 02- 13,162.25-	9,071.94 5,620.94 5,872.00 I 251.06-C	29,406.96 18,674.64	29,406.96 18,674.64	108.55-



Mellon Trust

Mellon Bank, N.A

MULTICURRENCY TRANSACTION REPORT FOR THE PERIOD 01 JANUARY 2001 THROUGH 31 DECEMBER 2001

RUN DATE 19-FEB-02 PAGE 255 G2570 BASE CURRENCY USD

KNI F540481 JOHN S AND JAMES L KNIGHT FDN CAPITAL GUARDIAN

Table with columns: TRAM CODE/EFFECTIVE/SETTLE DTE, SHARES/PAR VALUE, SECURITY DESCRIPTION, (ORIGINAL SHARES/PAR VALUE), TRADE DATE LOCAL/BASE AMOUNT, INVESTMENT LOCAL/BASE COST, INVESTMENT LOCAL/BASE GAIN/LOSS, SETTLE DATE LOCAL/BASE AMOUNT, CURRENCY LOCAL/BASE COST, CURRENCY GAIN/LOSS IN BASE CURRENCY. Includes transactions for MAGNA INTL INC.

MULTICURRENCY TRANSACTION REPORT FOR THE PERIOD 01 JANUARY 2001 THROUGH 31 DECEMBER 2001

RUN DATE 19-FEB-02 PAGE 256 G2570 BASE CURRENCY: USD

KNI F540481 JOHN S AND JAMES L KNIGHT FDN CAPITAL GUARDIAN

Table with columns: TRAM CODE/EFFECTIVE/SETTLE DTE, SHARES/PAR VALUE, SECURITY DESCRIPTION, (ORIGINAL SHARES/PAR VALUE), TRADE DATE LOCAL/BASE AMOUNT, INVESTMENT LOCAL/BASE COST, INVESTMENT LOCAL/BASE GAIN/LOSS, SETTLE DATE LOCAL/BASE AMOUNT, CURRENCY LOCAL/BASE COST, CURRENCY GAIN/LOSS IN BASE CURRENCY. Includes transactions for MAGNA INTL INC. and MDS INC.



Mellon Bank, N.A

KNI F540481
JOHN S AND JAMES L KNIGHT FDN
CAPITAL GUARDIAN

MULTICURRENCY TRANSACTION REPORT
FOR THE PERIOD 01 JANUARY 2001 THROUGH 31 DECEMBER 2001

RUN DATE 19-FEB-01
PAGE 253
62570
BASE CURRENCY: USD

TRAN CODE/ EFFECTIVE/ SETTLE DTE	SHARES/PAR VALUE SECURITY DESCRIPTION (LOCAL CURR/SETTLE CURR)	(ORIGINAL SHARES/PAR VALUE) TRADE DATE LOCAL/BASE AMOUNT	INVESTMENT		SETTLE DATE LOCAL/BASE AMOUNT	CURRENCY	
			INVESTMENT LOCAL/BASE COST	INVESTMENT LOCAL/BASE GAIN/LOSS		CURRENCY LOCAL/BASE COST	CURRENCY GAIN/LOSS IN BASE CURRENCY
\$	200.000-						
17-DEC-01	MDS INC	3,778.00	3,847.18-	69.18-	3,778.00	3,778.00	
20-DEC-01	COMMON (CAD/CAD)	2,418.85	2,447.63-	28.78- 44.02-I 15.24-C	2,396.30	2,396.30	22.55-
\$	200.000-						
18-DEC-01	MDS INC	3,822.28	3,847.18-	24.90-	3,822.28	3,822.28	
21-DEC-01	COMMON (CAD/CAD)	2,428.54	2,447.63-	19.09- 15.85-I 3.24-C	2,411.38	2,411.38	17.16-
\$	900.000-						
19-DEC-01	MDS INC	16,866.00	17,312.31-	446.31-	16,866.00	16,866.00	
24-DEC-01	COMMON (CAD/CAD)	10,710.61	11,014.31-	303.70- 283.94-I 19.76-C	10,551.80	10,551.79	01- 150.81-
\$	200.000-						
20-DEC-01	MDS INC	3,789.58	3,847.18-	57.60-	3,789.58	3,789.58	
27-DEC-01	COMMON (CAD/CAD)	2,403.64	2,447.63-	43.99- 36.45-I 7.34-C	2,372.49	2,372.49	31.15-
\$	200.000-						
22-DEC-01	MDS INC	3,765.10	3,842.50-	77.40-	3,765.10	3,765.10	
28-DEC-01	COMMON (CAD/CAD)	2,375.31	2,445.58-	70.27- 49.24-I 21.01-C	2,357.90	2,357.90	17.41-

KNI F540481
JOHN S AND JAMES L KNIGHT FDN
CAPITAL GUARDIAN

MULTICURRENCY TRANSACTION REPORT
FOR THE PERIOD 01 JANUARY 2001 THROUGH 31 DECEMBER 2001

RUN DATE: 19-FEB-01
PAGE: 254
62570
BASE CURRENCY: USD

TRAN CODE/ EFFECTIVE/ SETTLE DTE	SHARES/PAR VALUE SECURITY DESCRIPTION (LOCAL CURR/SETTLE CURR)	(ORIGINAL SHARES/PAR VALUE) TRADE DATE LOCAL/BASE AMOUNT	INVESTMENT		SETTLE DATE LOCAL/BASE AMOUNT	CURRENCY	
			INVESTMENT LOCAL/BASE COST	INVESTMENT LOCAL/BASE GAIN/LOSS		CURRENCY LOCAL/BASE COST	CURRENCY GAIN/LOSS IN BASE CURRENCY
\$	1,100.000-						
27-DEC-01	MDS INC	20,614.11	21,133.75-	519.64-	0.00	0.00	
02-JAN-02	COMMON (CAD/CAD)	12,905.60	13,450.71-	545.11- 330.73-I 214.38-C	0.00	0.00	
\$	100.000-						
28-DEC-01	MDS INC	1,674.00	1,921.25-	47.25-	0.00	0.00	
03-JAN-02	COMMON (CAD/CAD)	1,173.60	1,222.79-	49.19- 30.07-I 19.12-C	0.00	0.00	
\$	500.000-						
31-DEC-01	MDS INC	9,444.00	9,606.25-	160.25-	0.00	0.00	
04-JAN-02	COMMON (CAD/CAD)	5,927.43	6,113.96-	196.53- 101.99-I 94.54-C	0.00	0.00	
\$	5,800.000-						
21-AUG-01	THOMPSON CORP CANADA COM STK	195,535.84	187,690.74-	7,845.10	195,535.84	195,535.84	
24-AUG-01	(CAD/CAD)	126,315.14	126,421.29-	306.15- 5,292.52 I 5,598.67-C	126,938.35	126,938.35	623.21
\$	3,700.000-						
22-AUG-01	THOMPSON CORP CANADA COM STK	189,478.48	182,751.51-	6,726.97	189,478.48	189,478.48	
27-AUG-01	(CAD/CAD)	122,655.67	123,289.15-	633.48- 4,538.20 I 5,171.68-C	122,806.71	122,806.71	151.04



Mellon Bank, N.A

NI F540481
JOHN S AND JAMES L KNIGHT FDN
CAPITAL GUARDIAN

MULTICURRENCY TRANSACTION REPORT
FOR THE PERIOD 01 JANUARY 2001 THROUGH 31 DECEMBER 2001

RUN DATE: 19-FEB-02
PAGE: 259
G2570
BASE CURRENCY: USD

TRAN CODE/ EFFECTIVE/ SETTLE DTE	SHARES/PAR VALUE SECURITY DESCRIPTION (LOCAL CURR/SETTLE CURR)	(ORIGINAL SHARES/PAR VALUE) TRADE DATE LOCAL/BASE AMOUNT	INVESTMENT		SETTLE DATE LOCAL/BASE AMOUNT	CURRENCY	
			INVESTMENT LOCAL/BASE COST	INVESTMENT LOCAL/BASE GAIN/LOSS		CURRENCY LOCAL/BASE COST	CURRENCY GAIN/LOSS IN BASE CURRENCY
15-NOV-01 20-NOV-01	2,400,000- TORONTO DOMINION BANK COM NPV (CAD/CAD)	93,689 76 58,991.16	96,879 58- 60,753 26-	1,189 82- 1,762 10- 765 66-I 996 44-C	93,689 76 58,861 44	93,689 76 58,861 44	129.72-S
16-NOV-01 11-NOV-01	1,400,000- TORONTO DOMINION BANK COM NPV (CAD/CAD)	53,022 20 33,345 20	54,797 82- 34,987 76-	1,775 62- 1,642.56- 1,133 71-I 508 85-C	53,022 20 33,109 90	53,022.20 33,109.89	.01-T 235.30-S
TOTAL CANADIAN DOLLAR		4,593,270 04 2,968,774.71	3,945,848 49- 2,618,931 75-	647,421 55 349,842 96 433,581 99 I 83,739 03-C	4,561,335 93 2,945,775 35	4,561,335.93 2,945,729.51	45 84-T 3,002.73-S
SWISS FRANC							
13-AUG-01 18-AUG-01	612,000- SYNGENTA AG CHF10 (CHF/CHF)	55,412 71 32,549 76	46,917 75- 27,764 42-	8,494 96 4,785.34 5,025 80 I 240.46-C	55,412 71 32,261.71	55,412.71 32,261.71	288.05-S
10-AUG-01 5-AUG-01	495,000- SYNGENTA AG CHF10 (CHF/CHF)	44,475 72 26,323.22	37,416 15- 21,793 89-	7,059 57 4,529 33 4,126 09 I 403 24 C	44,475 72 26,694 51	44,475.72 26,694.51	371 29 S

NI F540481
JOHN S AND JAMES L KNIGHT FDN
CAPITAL GUARDIAN

MULTICURRENCY TRANSACTION REPORT
FOR THE PERIOD 01 JANUARY 2001 THROUGH 31 DECEMBER 2001

RUN DATE: 19-FEB-02
PAGE: 260
G2570
BASE CURRENCY: USD

TRAN CODE/ EFFECTIVE/ SETTLE DTE	SHARES/PAR VALUE SECURITY DESCRIPTION (LOCAL CURR/SETTLE CURR)	(ORIGINAL SHARES/PAR VALUE) TRADE DATE LOCAL/BASE AMOUNT	INVESTMENT		SETTLE DATE LOCAL/BASE AMOUNT	CURRENCY	
			INVESTMENT LOCAL/BASE COST	INVESTMENT LOCAL/BASE GAIN/LOSS		CURRENCY LOCAL/BASE COST	CURRENCY GAIN/LOSS IN BASE CURRENCY
9-SEP-01 4-SEP-01	371,000- SYNGENTA AG CHF10 (CHF/CHF)	27,417.61 17,225 36	28,164 32- 16,295.97-	746 71- 929.39 432.05-I 1,361.44 C	27,417.61 17,148.87	27,417.61 17,148.87	76.49-S
5-SEP-01 8-SEP-01	223,000- SYNGENTA AG CHF10 (CHF/CHF)	16,471 22 10,387.35	16,928.96- 9,795.15-	457.74- 592.20 264.85-I 857.05 C	16,471.22 10,189.43	16,471.22 10,189.43	197.92-S
6-SEP-01 1-OCT-01	335,000- SYNGENTA AG CHF10 (CHF/CHF)	25,195.11 15,707.67	25,431.40- 14,714.69-	236.29- 992.98 136.72-I 1,129.70 C	25,195.11 15,562.14	25,195.11 15,562.14	145.53-S
7-SEP-01 2-OCT-01	228,000- SYNGENTA AG CHF10 (CHF/CHF)	17,671.07 10,983.32	17,308 53- 10,014.77-	362.54 968.55 209.77 I 758.78 C	17,671.07 10,909.41	17,671.07 10,909.41	73.91-S
8-SEP-01 3-OCT-01	383,000- SYNGENTA AG CHF10 (CHF/CHF)	30,911 26 19,122.34	29,027.38- 16,413.04-	1,803 88 2,709 30 1,064 56 I 1,644.74 C	30,911.26 19,198.35	30,911.26 19,198.35	76 01 S



Mellon Trust

Mellon Bank, N.A

KNI F540481
JOHN S AND JAMES L KNIGHT FDN
CAPITAL GUARDIAN

MULTICURRENCY TRANSACTION REPORT FOR THE PERIOD 01 JANUARY 2001 THROUGH 31 DECEMBER 2001

RUN DATE: 19-FEB-02
PAGE: 261
C2570
BASE CURRENCY: USD

TRAN CODE/ EFFECTIVE/ SETTLE DTE	SHARES/PAR VALUE SECURITY DESCRIPTION (LOCAL CURR/SETTLE CURR)	(ORIGINAL SHARES/PAR VALUE) TRADE DATE LOCAL/BASE AMOUNT	INVESTMENT		CURRENCY		
			INVESTMENT LOCAL/BASE COST	INVESTMENT LOCAL/BASE GAIN/LOSS	SETTLE DATE LOCAL/BASE AMOUNT	CURRENCY LOCAL/BASE COST	CURRENCY GAIN/LOSS IN BASE CURRENCY
S 03-OCT-01 08-OCT-01	SYNGENTA AG CHF10 (CHF/CHF)	235.000- 17,775.05 11,039.72	17,782.34- 9,029.39-	7 29- 1,210 33 4 03-I 1,214 36 C	17,775.05 11,045.89	17,775.05 11,045.89	
S 12-OCT-01 17-OCT-01	SYNGENTA AG CHF10 (CHF/CHF)	350.000- 26,377.88 16,111.58	26,484.34- 14,639.51-	106 46- 1,472 07 58 85-I 1,530.92 C	26,377.88 16,143.13	26,377.88 16,143.13	6.17
S 19-OCT-01 24-OCT-01	SYNGENTA AG CHF10 (CHF/CHF)	882.000- 71,100.09 43,264.02	36,185.82- 23,531.03-	34,914.27 19,732.99 26,666.09 I 6,933.18-C	71,100.09 42,777.26	71,100.09 42,777.26	31.55
S 26-OCT-01 31-OCT-01	SYNGENTA AG CHF10 (CHF/CHF)	740.000- 68,477.33 36,560.71	18,775.93- 14,516.54-	41,701.40 22,052.17 32,241.30 I 18,189.13-C	60,477.33 37,036.76	60,477.33 37,036.76	486.76-
S 02-NOV-01 07-NOV-01	SYNGENTA AG CHF10 (CHF/CHF)	619.000- 51,916.16 31,862.13	15,029.93- 10,333.78-	36,886.23 21,528.55 25,217.93 I 3,689.58-C	51,916.16 31,776.33	51,916.16 31,776.33	468.05

KNI F540482
JOHN S AND JAMES L KNIGHT FDN
CAPITAL GUARDIAN

MULTICURRENCY TRANSACTION REPORT FOR THE PERIOD 01 JANUARY 2001 THROUGH 31 DECEMBER 2001

RUN DATE: 19-FEB-02
PAGE: 262
C2570
BASE CURRENCY: USD

TRAN CODE/ EFFECTIVE/ SETTLE DTE	SHARES/PAR VALUE SECURITY DESCRIPTION (LOCAL CURR/SETTLE CURR)	(ORIGINAL SHARES/PAR VALUE) TRADE DATE LOCAL/BASE AMOUNT	INVESTMENT		CURRENCY		
			INVESTMENT LOCAL/BASE COST	INVESTMENT LOCAL/BASE GAIN/LOSS	SETTLE DATE LOCAL/BASE AMOUNT	CURRENCY LOCAL/BASE COST	CURRENCY GAIN/LOSS IN BASE CURRENCY
S 09-NOV-01 14-NOV-01	SYNGENTA AG CHF10 (CHF/CHF)	339.000- 28,161.92 17,162.48	7,974.54- 4,972.20-	20,187.38 12,190.28 12,587.02 I 396.74-C	28,161.92 16,941.54	28,161.92 16,941.54	220.94-
S 14-NOV-01 19-NOV-01	SYNGENTA AG CHF10 (CHF/CHF)	340.000- 28,289.18 17,018.10	7,744.15- 4,693.76-	20,545.03 12,124.34 13,133.93 I 1,009.59-C	28,289.18 17,014.00	28,289.18 16,992.77	21.23- 4.18-
S 16-NOV-01 21-NOV-01	SYNGENTA AG CHF10 (CHF/CHF)	317.000- 26,411.15 13,951.65	4,313.46- 2,908.17-	22,897.49 13,043.48 14,830.22 I 1,786.74-C	26,411.15 15,900.75	26,411.15 15,900.75	50.90-
S 22-NOV-01 27-NOV-01	SYNGENTA AG CHF10 (CHF/CHF)	475.000- 39,741.08 23,960.62	6,333.35- 3,589.71-	33,407.75 20,370.91 18,935.40 I 1,435.51 C	39,741.08 23,954.84	39,741.08 23,954.84	5.78-
S 06-NOV-01 09-NOV-01	COMPAGNIE FINANCIERE RICH AG 'A'SZF100(BR)PAIRED W/PTG CER (CHF/CHF)	8.888- 26,334.88 16,047.09	19,526.85- 14,008.29-	6,808.03 2,036.80 4,883.98 I 2,845.18-C	26,334.88 16,049.05	26,334.88 16,049.05	1.96

MULTICURRENCY TRANSACTION REPORT
FOR THE PERIOD 01 JANUARY 2001 THROUGH 31 DECEMBER 2001

RUN DATE 19-FEB-02
PAGE 263
62570
BASE CURRENCY: USD

KNI F540481
JOHN S AND JAMES L KNIGHT FDN
CAPITAL GUARDIAN

TRAN CODE/ EFFECTIVE/ SETTLE DTE	SHARES/PAR VALUE SECURITY DESCRIPTION (LOCAL CURR/SETTLE CURR)	(ORIGINAL SHARES/PAR VALUE) TRADE DATE LOCAL/BASE AMOUNT	INVESTMENT		SETTLE DATE LOCAL/BASE AMOUNT	CURRENCY	
			INVESTMENT LOCAL/BASE COST	INVESTMENT LOCAL/BASE GAIN/LOSS		CURRENCY LOCAL/BASE COST	CURRENCY GAIN/LOSS IN BASE CURRENCY
S							
08-NOV-01	27 000- COMPAGNIE FINANCIERE RICH AG	89,909 83	65,903 14-	24,006 69	89,909 83	89,909.83	
13-NOV-01	MOW ES7151115 (CHF/CHF)	54,699 66	47,277 97-	7,421 69	53,977 20	54,015.30	
				17,222 06 I			38 18 T
				9,800 37-C			722.46-S
S							
09-NOV-01	8.000- COMPAGNIE FINANCIERE RICH AG	26,603 77	19,189 37-	7,414 60	26,603.77	26,603.77	
20-NOV-01	MOW ES7151115 (CHF/CHF)	16,212 91	13,955 91-	2,257 00	16,124 47	16,004.92	
				5,592.29 I			119.55-T
				3,135.29-C			88 44-S
S							
26-JAN-01	3 000- SGS SOCIETE GEN DE SURVEILL	6,472 78	8,228 82-	1,756.04-	6,472 78	6,472.78	
31-JAN-01	HLDC SA SZF100(BR) (CHF/CHF)	3,905 15	5,528 26-	1,623 11-	3,937 21	3,937.21	
				1,179.75-I			
				443.38-C			32 06 S
S							
02-FEB-01	7.000- SGS SOCIETE GEN DE SURVEILL	15,063 00	19,200 50-	4,137 50-	15,063 00	15,063.00	
07-FEB-01	HLDC SA SZF100(BR) (CHF/CHF)	9,147 94	12,899 20-	3,751 34-	9,140 17	9,140.17	
				2,779 70-I			
				971 64-C			7.77-S
S							
09-FEB-01	4 000- SGS SOCIETE GEN DE SURVEILL	8,309 44	10,971 76-	2,662.32-	8,309.44	8,309.44	
14-FEB-01	HLDC SA SZF100(BR) (CHF/CHF)	5,007 80	7,371.02-	2,365 27-	4,974.82	4,974.82	
				1,788.69-I			
				574 63-C			32 98-S

KNI F540481
JOHN S AND JAMES L KNIGHT FDN
CAPITAL GUARDIAN

MULTICURRENCY TRANSACTION REPORT
FOR THE PERIOD 01 JANUARY 2001 THROUGH 31 DECEMBER 2001

RUN DATE: 19-FEB-02
PAGE: 264
62570
BASE CURRENCY: USD

TRAN CODE/ EFFECTIVE/ SETTLE DTE	SHARES/PAR VALUE SECURITY DESCRIPTION (LOCAL CURR/SETTLE CURR)	(ORIGINAL SHARES/PAR VALUE) TRADE DATE LOCAL/BASE AMOUNT	INVESTMENT		SETTLE DATE LOCAL/BASE AMOUNT	CURRENCY	
			INVESTMENT LOCAL/BASE COST	INVESTMENT LOCAL/BASE GAIN/LOSS		CURRENCY LOCAL/BASE COST	CURRENCY GAIN/LOSS IN BASE CURRENCY
S							
23-FEB-01	17 000- SGS SOCIETE GEN DE SURVEILL	33,977.23	46,629 98-	12,652.75-	33,977.23	33,977.23	
28-FEB-01	HLDC SA SZF100(BR) (CHF/CHF)	20,121.54	31,326.82-	11,205.28-	20,286.12	20,286.12	
				8,500.33-I			
				2,704 95-C			164.58 S
S							
30-MAR-01	23.000- SGS SOCIETE GEN DE SURVEILL	47,804 37	63,087 61-	15,283.24-	47,804.37	47,804.37	
04-APR-01	HLDC SA SZF100(BR) (CHF/CHF)	27,696.62	42,383.33-	14,686 79-	28,241.49	28,241.49	
				10,247 55-I			
				4,419.18-C			544.87 S
S							
21-SEP-01	285.000- SGS HOLDING SZF20(REGD)	52,917.03	156,347.57-	103,430 54-	52,917.03	52,917.03	
26-SEP-01	(CHF/CHF)	33,578.93	105,037.00-	71,458 07-	32,990.67	32,990.67	
				69,484 42-I			
				1,971.65-C			588.26-S
S							
05-OCT-01	90 000- SGS HOLDING SZF20(REGD)	16,874.33	49,372.92-	32,498.59-	16,874.33	16,874.33	
10-OCT-01	(CHF/CHF)	10,446 56	35,169 58-	22,723 02-	10,366.98	10,366.98	
				21,833.11-I			
				889.91-C			79.58-S
S							
18-OCT-01	175 000- SGS HOLDING SZF20(REGD)	38,467.85	96,002 89-	57,535.04-	38,467.85	38,467.85	
23-OCT-01	(CHF/CHF)	23,504 74	64,496.40-	40,991.68-	23,088.56	23,088.56	
				58,653.03-I			
				2,338.63-C			416.18-S



Mellon TrustSM

Mellon Bank, N.A.

KNJ F540481
JOHN S AND JAMES L KNIGHT FDN
CAPITAL GUARDIAN

MULTICURRENCY TRANSACTION REPORT
FOR THE PERIOD 01 JANUARY 2001 THROUGH 31 DECEMBER 2001

RUN DATE 19-FEB-02
PAGE 261
G2570
BASE CURRENCY: USD

TRAN CODE/ EFFECTIVE/ SETTLE DTE	SHARES/PAR VALUE SECURITY DESCRIPTION (LOCAL CURR/SETTLE CURR)	(ORIGINAL SHARES/PAR VALUE) TRADE DATE LOCAL/BASE AMOUNT	INVESTMENT		CURRENCY			
			INVESTMENT LOCAL/BASE COST	INVESTMENT LOCAL/BASE GAIN/LOSS	SETTLE DATE LOCAL/BASE AMOUNT	CURRENCY LOCAL/BASE COST	CURRENCY GAIN/LOSS IN BASE CURRENCY	
S	25,000-							
20-MAR-01	NOVARTIS AG RECD CHF20	66,041 98	71,317 23-	5,275 25-	66,041.98	66,041.98		
23-MAR-01	(CHF/CHF)	38,861 94	41,825 83-	2,963 89- 3,093 80-I 129 91 C	38,515.18	38,515.18		
S	84,000-							346.76
30-MAR-01	NOVARTIS AG RECD CHF20	226,540 39	239,625.88-	13,085.49-	226,540.39	226,540.39		
04-APR-01	(CHF/CHF)	131,251 67	140,534 80-	9,283 13- 7,674 33-I 1,608 80-C	133,833.75	133,833.75		
S	242,000-							2,582.08
28-SEP-01	SWISSCOM AG CHF25	113,255 91	90,662 98-	22,592.93	113,255.91	113,255.91		
03-OCT-01	(CHF/CHF)	70,062.42	66,001 77-	4,060.65 17,028.67 I 12,968.02-C	70,340.92	70,340.92		
S	218,000-							278.50
05-OCT-01	SWISSCOM AG CHF25	99,627 50	97,108 95-	2,518 55	99,627.50	99,627.50		
10-OCT-01	(CHF/CHF)	61,677 40	57,848 56-	3,828 84 1,502.94 I 2,325.90 C	61,207.53	61,207.53		
S	6,476,000-							469.87
22-FEB-01	ABB LTD CHF10	878,534 16	36,304 82-	842,229.34	878,534.16	878,534.16		
27-FEB-01	(CHF/CHF)	520,551.14	220,125 77-	300,425 37 5,108,660.27 I 4,806,234.90-C	524,560.64	524,560.64		

KNJ F540481
JOHN S AND JAMES L KNIGHT FDN
CAPITAL GUARDIAN

MULTICURRENCY TRANSACTION REPORT
FOR THE PERIOD 01 JANUARY 2001 THROUGH 31 DECEMBER 2001

RUN DATE: 19-FEB-02
PAGE: 264
G2570
BASE CURRENCY: USD

TRAN CODE/ EFFECTIVE/ SETTLE DTE	SHARES/PAR VALUE SECURITY DESCRIPTION (LOCAL CURR/SETTLE CURR)	(ORIGINAL SHARES/PAR VALUE) TRADE DATE LOCAL/BASE AMOUNT	INVESTMENT		CURRENCY			
			INVESTMENT LOCAL/BASE COST	INVESTMENT LOCAL/BASE GAIN/LOSS	SETTLE DATE LOCAL/BASE AMOUNT	CURRENCY LOCAL/BASE COST	CURRENCY GAIN/LOSS IN BASE CURRENCY	
S	2,888,000-							
10-AUG-01	NOVARTIS AG CHF8.50 (RECD)	167,561.82	200,258 77-	32,696.95-	167,561.82	167,561.82		
15-AUG-01	(CHF/CHF)	99,172.48	117,446.94-	18,274.46- 19,175.98-I 901.52 C	100,571.29	100,571.29		
S	2,978,000-							1,398.81
17-AUG-01	NOVARTIS AG CHF8.50 (RECD)	175,639 48	210,849.94-	35,210.46-	175,639.48	175,639.48		
22-AUG-01	(CHF/CHF)	106,804.88	122,667.71-	16,662.83- 20,488.67-I 3,825.84 C	106,415.92	106,415.92		
S	697,000-							421.04
14-NOV-01	COMPAGNIE FINANCIERE RICHEMON	24,395.32	16,718 74-	7,676.58	24,395.32	24,395.32		
19-NOV-01	AG 'A' CHF1 (BR) EQUITY UNIT (CHF/CHF)	14,675.64	12,159.08-	2,516.56 2,582.97 I 3,866.41-C	14,672.11	14,676.31		
S	3,024,000-							4.20 3.53-
20-NOV-01	COMPAGNIE FINANCIERE RICHEMON	104,474.25	72,326.52-	32,147.75	104,474.25	104,474.25		
23-NOV-01	AG 'A' CHF1 (BR) EQUITY UNIT (CHF/CHF)	63,321.56	52,311.18-	11,010.38 23,250.70 I 12,240.32-C	62,563.18	62,852.88		
S	1,414,000-							288.90 758.38-
22-NOV-01	COMPAGNIE FINANCIERE RICHEMON	68,348.87	33,558 50-	14,790.37	68,348.87	68,348.87		
27-NOV-01	AG 'A' CHF1 (BR) EQUITY UNIT (CHF/CHF)	29,150.41	24,241 59-	4,908.82 10,684.27 I 5,775.45-C	29,143.38	29,886.85		



Mellon Bank, N A

MULTICURRENCY TRANSACTION REPORT
FOR THE PERIOD 01 JANUARY 2001 THROUGH 31 DECEMBER 2001

RUN DATE 19-FEB-02
PAGE 267
G2570
BASE CURRENCY: USD

MI F540481
JOHN S AND JAMES L KNIGHT FDN
CAPITAL GUARDIAN

TRAN CODE/ EFFECTIVE/ SETTLE DATE	(ORIGINAL SHARES/PAR VALUE) SHARES/PAR VALUE SECURITY DESCRIPTION (LOCAL CURR/SETTLE CURR)	TRADE DATE LOCAL/BASE AMOUNT	INVESTMENT		SETTLE DATE LOCAL/BASE AMOUNT	CURRENCY	
			INVESTMENT LOCAL/BASE COST	INVESTMENT LOCAL/BASE GAIN/LOSS		CURRENCY LOCAL/BASE COST	CURRENCY GAIN/LOSS IN BASE CURRENCY
'6-NOV-01	1,115 000- COMPAGNIE FINANCIERE RICHEMON	37,532 28	26,530 72-	11,001 56	37,532 28	37,532 28	
'9-NOV-01	AG 'A' CHF1 (BR) EQUITY UNIT (CHF/CHF)	22,536 50	19,104 03-	3,432 47 7,921.91 I 4,489.44-C	22,650.74	22,579.55	71.19-T 114.24-S
'15-DEC-01	793 000- COMPAGNIE FINANCIERE RICHEMON	26,240 75	18,868 93-	7,371 82	26,240 75	26,240 75	
8-DEC-01	AG 'A' CHF1 (BR) EQUITY UNIT (CHF/CHF)	15,801.97	13,586 99-	2,214 98 5,308.24 I 3,093.26-C	15,746 97	15,786.53	39.56 T 55.00-S
'16-DEC-01	1,200 000- COMPAGNIE FINANCIERE RICHEMON	39,681 88	28,553 24-	11,128.64	39,681 88	39,681.88	
1-DEC-01	AG 'A' CHF1 (BR) EQUITY UNIT (CHF/CHF)	23,962 49	20,560 39-	3,402.10 8,013.42 I 4,611.32-C	23,870 24	23,872.74	2.52 T 92.25-S
'17-DEC-01	823 000- COMPAGNIE FINANCIERE RICHEMON	27,549 53	19,565 92-	7,983.61	27,549 53	27,549.53	
2-DEC-01	AG 'A' CHF1 (BR) EQUITY UNIT (CHF/CHF)	16,598.10	14,088 87-	2,509.23 5,748.77 I 3,239.54-C	16,711 88	16,574.01	137.87-T 113.78-S
TOTAL SWISS FRANC		2,965,963.17 1,779,235.57	2,058,530.96- 1,505,963.41-	907,432.21 273,272.16 5,167,428.86 I 4,894,148.70-C	2,965,963.17 1,784,535.39	2,965,963.17 1,784,502.38	33.01-T 5,299.82-S

MULTICURRENCY TRANSACTION REPORT
FOR THE PERIOD 01 JANUARY 2001 THROUGH 31 DECEMBER 2001

RUN DATE: 19-FEB-02
PAGE: 268
G2570
BASE CURRENCY: USD

MI F540481
JOHN S AND JAMES L KNIGHT FDN
CAPITAL GUARDIAN

TRAN CODE/ EFFECTIVE/ SETTLE DATE	(ORIGINAL SHARES/PAR VALUE) SHARES/PAR VALUE SECURITY DESCRIPTION (LOCAL CURR/SETTLE CURR)	TRADE DATE LOCAL/BASE AMOUNT	INVESTMENT		SETTLE DATE LOCAL/BASE AMOUNT	CURRENCY	
			INVESTMENT LOCAL/BASE COST	INVESTMENT LOCAL/BASE GAIN/LOSS		CURRENCY LOCAL/BASE COST	CURRENCY GAIN/LOSS IN BASE CURRENCY
EURO CURRENCY UNIT							
8-NOV-01	300.000- METRO AG ORD NPV	11,477 73	14,769.96-	3,292.25-	11,477 73	11,477.73	
5-DEC-01	(EUR/EUR)	10,277.16	12,956.96-	2,679.80- 2,888.13-I 208.33 C	10,194.52	10,194.52	82.64-S
4-DEC-01	1,200.000- METRO AG ORD NPV	46,405 92	58,950.09-	12,544.17-	46,405 92	46,405.92	
7-DEC-01	(EUR/EUR)	41,370 88	51,134 69-	9,763.01- 10,873.49-T 1,109.68 C	41,338.39	41,338.39	32.49-S
5-DEC-01	300.000- METRO AG ORD NPV	11,921.96	14,934.82-	3,012.86-	11,921.96	11,921.96	
8-DEC-01	(EUR/EUR)	10,569.08	12,714.76-	2,125.60- 2,565.00-I 439.32 C	10,593.85	10,593.85	4.77-S
5-DEC-01	1,100.000- METRO AG ORD NPV	43,739 86	54,761.82-	11,021.16-	43,739 86	43,739.86	
8-DEC-01	(EUR/EUR)	38,849 74	46,620 79-	7,771.05- 9,382.86-I 1,611.81 C	38,867 24	38,867.24	17.50-S
6-DEC-01	500.000- METRO AG ORD NPV	20,166.89	24,891.38-	4,725.29-	20,166.89	20,166.89	
1-DEC-01	(EUR/EUR)	17,972.82	21,191.27-	3,219.25- 4,022.87-I 803.62 C	17,921.60	17,921.60	58.42-S



Mellon TrustSM

Mellon Bank, N.A

KNI F540481
JOHN S AND JAMES L KNIGHT FDN
CAPITAL GUARDIAN

MULTICURRENCY TRANSACTION REPORT FOR THE PERIOD 01 JANUARY 2001 THROUGH 31 DECEMBER 2001

RUN DATE: 19-FEB-02
PAGE: 269
62570
BASE CURRENCY: USD

TRAN CODE/ EFFECTIVE/ SETTLE DTE	SHARES/PAR VALUE SECURITY DESCRIPTION (LOCAL CURR/SETTLE CURR)	(ORIGINAL SHARES/PAR VALUE) TRADE DATE LOCAL/BASE AMOUNT	INVESTMENT		SETTLE DATE LOCAL/BASE AMOUNT	CURRENCY	
			INVESTMENT LOCAL/BASE COST	INVESTMENT LOCAL/BASE GAIN/LOSS		CURRENCY LOCAL/BASE COST	CURRENCY GAIN/LOSS IN BASE CURRENCY
S	3,300 000- 05-JAN-01 INTERSHOP COMMUNICATIONS NPV						
	10-JAN-01 (EUR/EUR)	27,232.65 25,974.50	331,640.57- 293,667.81-	304,407.92- 267,692.51- 269,561.19-I 1,868.68 C	27,232.65 25,566.01	27,232.65 25,566.01	408.49-
S	500 000- 08-JAN-01 INTERSHOP COMMUNICATIONS NPV						
	11-JAN-01 (EUR/EUR)	4,233.89 4,017.33	48,206.72- 41,358.96-	43,972.83- 37,341.63- 37,726.49-I 384.86 C	4,233.89 4,033.20	4,233.89 4,033.20	15.87
S	1,600 000- 15-JAN-01 INTERSHOP COMMUNICATIONS NPV						
	18-JAN-01 (EUR/EUR)	16,162.69 15,230.91	154,261.51- 132,348.66-	138,098.82- 117,117.75- 118,481.88-I 1,364.13 C	16,162.69 15,274.55	16,162.69 15,274.55	43.64
S	1,800 000- 17-JAN-01 INTERSHOP COMMUNICATIONS NPV						
	22-JAN-01 (EUR/EUR)	19,615.84 18,257.44	171,019.76- 146,438.72-	151,403.92- 128,181.28- 129,643.31-I 1,462.83 C	19,615.84 18,374.16	19,615.84 18,374.16	116.72
S	700 000- 07-FEB-01 SIEMENS AG NPV REG D						
	12-FEB-01 (EUR/EUR)	102,385.42 95,484.64	62,431.20- 46,439.97-	59,954.22 49,844.67 65,618.49 I 16,573.82-C	102,385.42 95,187.72	102,385.42 95,187.72	296.92-

KNI F540481
JOHN S AND JAMES L KNIGHT FDN
CAPITAL GUARDIAN

MULTICURRENCY TRANSACTION REPORT FOR THE PERIOD 01 JANUARY 2001 THROUGH 31 DECEMBER 2001

RUN DATE: 19-FEB-02
PAGE: 270
62570
BASE CURRENCY: USD

TRAN CODE/ EFFECTIVE/ SETTLE DTE	SHARES/PAR VALUE SECURITY DESCRIPTION (LOCAL CURR/SETTLE CURR)	(ORIGINAL SHARES/PAR VALUE) TRADE DATE LOCAL/BASE AMOUNT	INVESTMENT		SETTLE DATE LOCAL/BASE AMOUNT	CURRENCY	
			INVESTMENT LOCAL/BASE COST	INVESTMENT LOCAL/BASE GAIN/LOSS		CURRENCY LOCAL/BASE COST	CURRENCY GAIN/LOSS IN BASE CURRENCY
S	700 000- 08-JUN-01 SIEMENS AG NPV REG D						
	13-JUN-01 (EUR/EUR)	59,823.91 50,754.61	28,287.48- 30,959.99-	31,536.43 19,794.62 34,515.89 I 14,721.27-C	59,823.91 50,948.06	59,823.91 50,948.06	185.45
S	10,700 000- 12-JUL-01 SIEMENS AG NPV REG D						
	17-JUL-01 (EUR/EUR)	665,338.71 567,201.25	403,095.76- 448,014.17-	262,242.95 119,187.08 292,320.51 I 173,133.43-C	665,338.71 566,535.91	665,338.71 566,624.44	88.53 465.34-
S	2,500 000- 13-JUL-01 SIEMENS AG NPV REG D						
	18-JUL-01 (EUR/EUR)	158,889.06 135,325.81	88,115.05- 103,273.75-	78,774.01 32,052.06 82,969.47 I 50,897.41-C	158,889.06 138,448.84	158,889.06 138,448.84	3,114.23
S	1,500 000- 16-JUL-01 SIEMENS AG NPV REG D						
	19-JUL-01 (EUR/EUR)	92,414.92 79,014.74	60,616.01- 66,342.82-	31,798.91 12,671.94 34,803.16 I 22,131.22-C	92,414.92 80,373.26	92,414.92 80,373.26	1,358.50
S	800 000- 31-AUG-01 SIEMENS AG NPV REG D						
	05-SEP-01 (EUR/EUR)	44,847.60 40,739.56	28,196.88- 33,047.57-	16,650.80 7,691.99 19,515.28 I 11,823.29-C	44,847.60 39,847.89	44,847.60 39,847.89	892.47-



Mellon Bank, N.A

MULTICURRENCY TRANSACTION REPORT
FOR THE PERIOD 01 JANUARY 2001 THROUGH 31 DECEMBER 2001

RUN DATE 19-FEB-02
PAGE 271
62570
BASE CURRENCY: USD

KNI F540481
JOHN S AND JAMES L KNIGHT FDN
CAPITAL GUARDIAN

TRAN CODE/ EFFECTIVE/ SETTLE DTE	SHARES/PAR VALUE SECURITY DESCRIPTION (LOCAL CURR/SETTLE CURR)	(ORIGINAL SHARES/PAR VALUE)		INVESTMENT		CURRENCY		
		TRADE DATE LOCAL/BASE AMOUNT	INVESTMENT LOCAL/BASE COST	INVESTMENT LOCAL/BASE GAIN/LOSS	SETTLE DATE LOCAL/BASE AMOUNT	CURRENCY LOCAL/BASE COST	CURRENCY GAIN/LOSS IN BASE CURRENCY	
S	300,000-							
10-OCT-01	DEUTSCHE BK AG ORD NPV REGD	18,161 78	29,773 53-	11,611 75-	18,161.78	18,161.78		
15-OCT-01	(EUR/EUR)	16,552 65	27,352.94-	10,800 29-	16,480 00	16,480.00		
				10,667.71-I 132 58-C				72.65-S
S	4,700,000-							
10-OCT-01	DEUTSCHE BK AG ORD NPV REGD	282,374 12	444,659.32-	162,265.20-	282,374.12	282,374.12		
15-OCT-01	(EUR/EUR)	257,355 77	398,441.38-	141,085 61-	256,226.28	256,226.28		
				145,754 39-I 4,668.78 C				1,129.49-S
S	2,200,000-							
27-APR-01	DRESDNER BANK AG NPV (REG D)	112,108 58	104,568 60-	7,539 98	112,108 58	112,108 58		
03-MAY-01	(EUR/EUR)	100,068 12	97,431 79-	2,636.33	100,180 23	100,180.24		
				7,025.38 I 4,389 05-C				01 T 112 11 S
S	4,800,000-							
04-MAY-01	DRESDNER BANK AG NPV (REG D)	245,444 88	224,159 78-	21,284 30	245,444 88	245,444.88		
09-MAY-01	(EUR/EUR)	219,697 80	210,069 70-	9,627 30	217,046 20	217,046.20		
				19,954 36 I 10,327 86-C				2,650.80-S
S	2,200,000-							
11-MAY-01	DRESDNER BANK AG NPV (REG D)	112,266 75	105,706 29-	6,560.46	112,266 75	112,266.75		
16-MAY-01	(EUR/EUR)	98,356 90	95,129 08-	3,227 82	99,052 95	99,052.95		
				6,057 20 I 2,829 38-C				696.05 S

MULTICURRENCY TRANSACTION REPORT
FOR THE PERIOD 01 JANUARY 2001 THROUGH 31 DECEMBER 2001

RUN DATE 19-FEB-02
PAGE 272
62570
BASE CURRENCY: USD

KNI F540481
JOHN S AND JAMES L KNIGHT FDN
CAPITAL GUARDIAN

TRAN CODE/ EFFECTIVE/ SETTLE DTE	SHARES/PAR VALUE SECURITY DESCRIPTION (LOCAL CURR/SETTLE CURR)	(ORIGINAL SHARES/PAR VALUE)		INVESTMENT		CURRENCY		
		TRADE DATE LOCAL/BASE AMOUNT	INVESTMENT LOCAL/BASE COST	INVESTMENT LOCAL/BASE GAIN/LOSS	SETTLE DATE LOCAL/BASE AMOUNT	CURRENCY LOCAL/BASE COST	CURRENCY GAIN/LOSS IN BASE CURRENCY	
S	1,380,000-							
25-MAY-01	DRESDNER BANK AG NPV (REG D)	66,309 58	60,550.86-	5,759.44	66,309.50	66,309.50		
30-MAY-01	(EUR/EUR)	56,813 98	55,984.58-	829.40	56,847.13	56,847.13		
				5,325.18 I 4,495.78-C				33.15 S
S	1,900,000-							
05-JAN-01	INFINEON TECHNOLOGIES ORD NPV	75,947 36	144,125.09-	68,177.73-	75,947 36	75,947.36		
10-JAN-01	(EUR/EUR)	72,438.59	139,051.89-	66,613.50-	71,299 38	71,299.38		
				65,777 88-I 835.42-C				1,139.21-S
S	3,400,000-							
12-JAN-01	INFINEON TECHNOLOGIES ORD NPV	141,849 33	257,291.93-	115,442.60-	141,849.33	141,849.33		
17-JAN-01	(EUR/EUR)	134,572.46	248,343.74-	113,771 28-	132,026.26	132,026.26		
				111,426.18-I 2,345.10-C				2,546.20-S
S	800,000-							
15-JAN-01	INFINEON TECHNOLOGIES ORD NPV	34,675 49	59,041.23-	24,365.74-	34,675 49	34,675 49		
18-JAN-01	(EUR/EUR)	32,676 45	57,252 28-	24,575.83-	32,770 07	32,770.07		
				23,627.46-I 948 37-C				93.62 S
S	1,100,000-							
17-JAN-01	INFINEON TECHNOLOGIES ORD NPV	48,288 93	81,181 69-	32,892.76-	48,288 93	48,288.93		
22-JAN-01	(EUR/EUR)	44,944 92	78,721 88-	33,776.96-	45,232.24	45,232.24		
				51,896.10-I 1,880 86-C				287 32 S



Mellon Bank, N.A

KNI F540481
JOHN S AND JAMES L KNIGHT FDN
CAPITAL GUARDIAN

MULTICURRENCY TRANSACTION REPORT
FOR THE PERIOD 01 JANUARY 2001 THROUGH 31 DECEMBER 2001

RUN DATE 19-FEB-01
PAGE: 27
62570
BASE CURRENCY USD

TRAN CODE/ EFFECTIVE/ SETTLE DTE	SHARES/PAR VALUE SECURITY DESCRIPTION (LOCAL CURR/SETTLE CURR)	(ORIGINAL SHARES/PAR VALUE) TRADE DATE LOCAL/BASE AMOUNT	INVESTMENT		SETTLE DATE LOCAL/BASE AMOUNT	CURRENCY	
			INVESTMENT LOCAL/BASE COST	INVESTMENT LOCAL/BASE GAIN/LOSS		CURRENCY LOCAL/BASE COST	CURRENCY GAIN/LOSS IN BASE CURRENCY
\$	2,200,000- 19-APR-01 INFINEON TECHNOLOGIES ORD NPV 24-APR-01 (EUR/EUR)	108,099.61 96,100.55	160,768.13- 155,962.33-	52,668.52- 59,861.78- 51,093.91-I 8,767.87-C	108,099.61 96,630.24	108,099.61 96,630.24	529.69
\$	800,000- 04-MAY-01 INFINEON TECHNOLOGIES ORD NPV 09-MAY-01 (EUR/EUR)	39,213.97 35,100.42	58,190.44- 56,462.18-	18,976.47- 21,361.76- 18,412.86-I 2,968.90-C	39,213.97 34,676.91	39,213.97 34,676.91	423.51
\$	3,600,000- 18-MAY-01 INFINEON TECHNOLOGIES ORD NPV 23-MAY-01 (EUR/EUR)	164,564.38 144,306.50	259,885.51- 252,244.50-	95,321.13- 107,938.08- 92,518.39-I 15,419.69-C	164,564.38 141,657.02	164,564.38 141,657.02	2,649.48
\$	400,000- 21-MAY-01 INFINEON TECHNOLOGIES ORD NPV 24-MAY-01 (EUR/EUR)	18,191.07 15,919.01	28,766.65- 27,925.22-	10,575.58- 12,806.21- 10,266.24-I 1,739.97-C	18,191.07 15,600.66	18,191.07 15,600.66	318.35-
\$	700,000- 25-MAY-01 INFINEON TECHNOLOGIES ORD NPV 30-MAY-01 (EUR/EUR)	33,293.09 28,525.52	50,341.63- 48,869.14-	17,048.54- 20,343.62- 16,549.87-I 3,793.75-C	33,293.09 28,542.17	33,293.09 28,542.17	16.65

KNI F540481
JOHN S AND JAMES L KNIGHT FDN
CAPITAL GUARDIAN

MULTICURRENCY TRANSACTION REPORT
FOR THE PERIOD 01 JANUARY 2001 THROUGH 31 DECEMBER 2001

RUN DATE: 19-FEB-01
PAGE: 27
62570
BASE CURRENCY: USD

TRAN CODE/ EFFECTIVE/ SETTLE DTE	SHARES/PAR VALUE SECURITY DESCRIPTION (LOCAL CURR/SETTLE CURR)	(ORIGINAL SHARES/PAR VALUE) TRADE DATE LOCAL/BASE AMOUNT	INVESTMENT		SETTLE DATE LOCAL/BASE AMOUNT	CURRENCY	
			INVESTMENT LOCAL/BASE COST	INVESTMENT LOCAL/BASE GAIN/LOSS		CURRENCY LOCAL/BASE COST	CURRENCY GAIN/LOSS IN BASE CURRENCY
\$	1,500,000- 20-JUN-01 INFINEON TECHNOLOGIES ORD NPV 25-JUN-01 (EUR/EUR)	54,375.81 46,322.75	107,874.91- 104,719.57-	53,499.10- 58,396.82- 51,934.25-I 6,462.57-C	54,375.81 46,833.89	54,375.81 46,833.89	511.14
\$	400,000- 20-JUN-01 INFINEON TECHNOLOGIES ORD NPV 25-JUN-01 (EUR/EUR)	12,267.18 10,450.41	28,766.65- 27,925.22-	16,499.47- 17,474.81- 16,016.86-I 1,457.95-C	12,267.18 10,565.72	12,267.18 10,565.72	115.31
\$	2,100,000- 21-JUN-01 INFINEON TECHNOLOGIES ORD NPV 26-JUN-01 (EUR/EUR)	62,957.71 53,740.78	146,916.61- 142,016.17-	83,958.90- 88,275.47- 81,168.44-I 7,107.03-C	62,957.71 54,250.66	62,957.71 54,250.66	589.96
\$	500,000- 22-JUN-01 INFINEON TECHNOLOGIES ORD NPV 27-JUN-01 (EUR/EUR)	15,029.42 12,841.14	33,675.94- 32,355.84-	18,644.52- 19,514.70- 17,915.57-I 1,599.15-C	15,029.42 12,923.80	15,029.42 12,923.80	82.64
\$	1,200,000- 07-NOV-01 INFINEON TECHNOLOGIES ORD NPV 12-NOV-01 (EUR/EUR)	23,433.56 21,085.52	79,598.24- 76,298.51-	54,144.68- 55,212.99- 53,838.33-I 1,374.66-C	23,433.56 20,961.32	23,433.56 20,961.32	124.20-



Mellon Bank, N.A.

MULTICURRENCY TRANSACTION REPORT
FOR THE PERIOD 01 JANUARY 2001 THROUGH 31 DECEMBER 2001

RUN DATE: 19-FEB-02
PAGE: 275
G2570
BASE CURRENCY: USD

NI F540481
JOHN S AND JAMES L KNIGHT FDN
CAPITAL GUARDIAN

INVESTMENT				CURRENCY			
TRAN CODE/ EFFECTIVE/ SETTLE DTE	(ORIGINAL SHARES/PAR VALUE) SHARES/PAR VALUE SECURITY DESCRIPTION (LOCAL CURR/SETTLE CURR)	TRADE DATE LOCAL/BASE AMOUNT	INVESTMENT LOCAL/BASE COST	INVESTMENT LOCAL/BASE GAIN/LOSS	SETTLE DATE LOCAL/BASE AMOUNT	CURRENCY LOCAL/BASE COST	CURRENCY GAIN/LOSS IN BASE CURRENCY
18-NOV-01 3-NOV-01	1,700 000- INFINEON TECHNOLOGIES ORD NPV (EUR/EUR)	36,046 88 32,164 63	106,288 75- 101,601 41-	70,241 87- 69,434 78- 67,144 20-I 2,292 58-C	36,046 88 31,789 74	36,046.88 31,789.74	374.89-S
19-NOV-01 4-NOV-01	800,000- INFINEON TECHNOLOGIES ORD NPV (EUR/EUR)	16,518 78 14,759.53	59,018 23- 47,812.43-	33,499 45- 33,052 90- 32,022.13-I 1,050.77-C	16,518.78 14,597.65	16,518.78 14,597.65	161.88-S
2-NOV-01 5-NOV-01	600 000- INFINEON TECHNOLOGIES ORD NPV (EUR/EUR)	12,149 69 10,867 90	37,027 21- 35,517.40-	24,877 52- 24,649 50- 23,863 01-I 786 49-C	12,149 69 10,705.09	12,149.69 10,705.09	162.81-S
3-NOV-01 6-NOV-01	1,700 000- INFINEON TECHNOLOGIES ORD NPV (EUR/EUR)	36,081 34 31,820 13	104,919 02- 100,295 54-	68,837 68- 68,475.41- 65,802 41-I 2,673 00-C	36,081 34 31,942 81	36,081.34 31,942.81	122.68 S
4-NOV-01 9-NOV-01	800 000- INFINEON TECHNOLOGIES ORD NPV (EUR/EUR)	18,588 88 16,426 29	49,997 95- 46,883 08-	31,609 87- 30,456 79- 29,453 04-I 1,003 75-C	18,588.08 16,344 50	18,588.08 16,344.50	81.79-S

MULTICURRENCY TRANSACTION REPORT
FOR THE PERIOD 01 JANUARY 2001 THROUGH 31 DECEMBER 2001

RUN DATE: 19-FEB-02
PAGE: 276
G2570
BASE CURRENCY: USD

NI F540481
JOHN S AND JAMES L KNIGHT FDN
CAPITAL GUARDIAN

INVESTMENT				CURRENCY			
TRAN CODE/ EFFECTIVE/ SETTLE DTE	(ORIGINAL SHARES/PAR VALUE) SHARES/PAR VALUE SECURITY DESCRIPTION (LOCAL CURR/SETTLE CURR)	TRADE DATE LOCAL/BASE AMOUNT	INVESTMENT LOCAL/BASE COST	INVESTMENT LOCAL/BASE GAIN/LOSS	SETTLE DATE LOCAL/BASE AMOUNT	CURRENCY LOCAL/BASE COST	CURRENCY GAIN/LOSS IN BASE CURRENCY
5-NOV-01 0-NOV-01	500,000- INFINEON TECHNOLOGIES ORD NPV (EUR/EUR)	11,543 81 10,171 25	31,432 62- 29,294 54-	19,888 81- 19,123 29- 18,534 44-I 588.85-C	11,543.81 10,192.05	11,543.81 10,192.05	20.78 S
4-NOV-01 1-NOV-01	500,000- INFINEON TECHNOLOGIES ORD NPV (EUR/EUR)	11,520.09 10,198.74	32,168 18- 29,265.00-	20,648 09- 19,066.26- 18,784 60-I 281.66-C	11,520.09 10,093.90	11,520.09 10,093.90	104.84-S
9-NOV-01 2-NOV-01	500,000- INFINEON TECHNOLOGIES ORD NPV (EUR/EUR)	11,477 56 10,092 22	29,575 58- 28,019 66-	18,098 02- 17,927 44- 17,134 92-I 792.52-C	11,477 56 10,091.07	11,477.56 10,091.07	1.15-S
0-NOV-01 3-NOV-01	600 000- INFINEON TECHNOLOGIES ORD NPV (EUR/EUR)	13,179 84 11,636 48	38,118 65- 34,903.37-	24,938 81- 23,266.89- 22,829 97-I 436.92-C	13,179.84 11,553.45	13,179.84 11,553.45	83.03-S
2-NOV-01 7-NOV-01	400 000- INFINEON TECHNOLOGIES ORD NPV (EUR/EUR)	8,599 40 7,560.59	25,734 54- 23,412 00-	17,135 14- 15,851 41- 15,588 70-I 262 71-C	8,599 40 7,562 09	8,599.40 7,562.09	21.50 S



Mellon Bank, N.A

KNI F540481
JOHN S AND JAMES L KNIGHT FDN
CAPITAL GUARDIAN

MULTICURRENCY TRANSACTION REPORT
FOR THE PERIOD 01 JANUARY 2001 THROUGH 31 DECEMBER 2001

RUN DATE: 19-FEB-01
PAGE: 271
BASE CURRENCY: USD

				INVESTMENT		CURRENCY		
TRAN CODE/ EFFECTIVE/ SETTLE DTE	(ORIGINAL SHARES/PAR VALUE SECURITY DESCRIPTION (LOCAL CURR/SETTLE CURR))	SHARES/PAR VALUE TRADE DATE LOCAL/BASE AMOUNT	INVESTMENT LOCAL/BASE COST	INVESTMENT LOCAL/BASE GAIN/LOSS	SETTLE DATE LOCAL/BASE AMOUNT	CURRENCY LOCAL/BASE COST	CURRENCY GAIN/LOSS IN BASE CURRENCY	
S 17-JAN-01 22-JAN-01	16,600 000- T-ONLINE INTERNATIONAL NPV (EUR/EUR)	261,957.55 243,616.99	448,200 00- 428,143 05-	186,242.45- 184,324.06- 177,908.10-I 6,417.96-C	261,957.55 245,375.64	261,957.55 245,375.64		1,558.65
S 23-JAN-01 23-JAN-01	7 000- TELEFONICA SA NEW EUR1 (8/R 19-JAN-2001) (EUR/EUR)	2 71 2 54	0 37- 0 48-	2.34 2 06 5 04 I .90-C	2.71 2.54	2.71 2.54		
S 21-MAR-01 21-MAR-01	28,000- TELEFONICA SA NEW EUR1(BONUS RTS 20-MAR-2001) (EUR/EUR)	10.00 8 98	0 00 0 00	10.00 8.98 9.03 I .05-C	10 00 8 98	10.00 8.98		
S 12-NOV-01 15-NOV-01	600 000- INDUSTRIA DE DISENO TEXTIL SA EURO.15 (EUR/EUR)	11,997 80 10,732 03	11,405 08- 10,410 56-	592.72 321 47 541.83 I 219.56-C	11,997 80 10,571 26	11,997.80 10,571.26		160 77-
S 13-NOV-01 14-NOV-01	600 000- INDUSTRIA DE DISENO TEXTIL SA EURO 15 (EUR/EUR)	12,008.75 10,590.52	11,182 32- 10,244.13-	826.43 346 39 757.09 I 410.70-C	12,008 75 10,631.35	12,008.75 10,631.35		40.83

KNI F540481
JOHN S AND JAMES L KNIGHT FDN
CAPITAL GUARDIAN

MULTICURRENCY TRANSACTION REPORT
FOR THE PERIOD 01 JANUARY 2001 THROUGH 31 DECEMBER 2001

RUN DATE: 19-FEB-02
PAGE: 270
BASE CURRENCY: USD

				INVESTMENT		CURRENCY		
TRAN CODE/ EFFECTIVE/ SETTLE DTE	(ORIGINAL SHARES/PAR VALUE SECURITY DESCRIPTION (LOCAL CURR/SETTLE CURR))	SHARES/PAR VALUE TRADE DATE LOCAL/BASE AMOUNT	INVESTMENT LOCAL/BASE COST	INVESTMENT LOCAL/BASE GAIN/LOSS	SETTLE DATE LOCAL/BASE AMOUNT	CURRENCY LOCAL/BASE COST	CURRENCY GAIN/LOSS IN BASE CURRENCY	
S 16-NOV-01 19-NOV-01	600,000- INDUSTRIA DE DISENO TEXTIL SA EURO 15 (EUR/EUR)	12,045.70 10,644.79	11,332 45- 10,122.21-	713.25 522.50 637.81 I 115.23-C	12,045.70 10,591.78	12,045.70 10,591.78		53.01-
S 15-NOV-01 20-NOV-01	700,000- INDUSTRIA DE DISENO TEXTIL SA EURO.15 (EUR/EUR)	14,353 75 12,647.09	13,160.43- 11,718.16-	1,193.32 928.93 1,062.62 I 153.69-C	14,353.75 12,672 93	14,353.75 12,672.93		25.84
S 16-NOV-01 21-NOV-01	700,000- INDUSTRIA DE DISENO TEXTIL SA EURO 15 (EUR/EUR)	14,302.86 12,662.32	12,985 55- 11,685.03-	1,317.31 977.29 1,185.91 I 208.62-C	14,302.86 12,532.17	14,302.86 12,532.17		130.15-
S 19-NOV-01 22-NOV-01	600,000- INDUSTRIA DE DISENO TEXTIL SA EURO.15 (EUR/EUR)	12,445 40 10,943.24	10,942.25- 9,950 85-	1,503.15 984.39 1,349.16 I 384.77-C	12,445.40 10,942.00	12,445.40 10,942.00		1.24-
S 20-NOV-01 23-NOV-01	600,000- INDUSTRIA DE DISENO TEXTIL SA EURO 15 (EUR/EUR)	12,638.03 11,158.12	10,780.77- 9,660.17-	1,457.24 1,297.95 1,498.79 I 400.84-C	12,638.03 11,078.50	12,638.03 11,078.50		79.62-



Mellon Bank, N.A

MULTICURRENCY-TRANSACTION REPORT
FOR THE PERIOD 01 JANUARY 2001 THROUGH 31 DECEMBER 2001

RUN DATE 19-FEB-02
PAGE 279
G2570
BASE CURRENCY: USD

KNI F540481
JOHN S AND JAMES L KNIGHT FDM
CAPITAL GUARDIAN

TRAN CODE/ EFFECTIVE/ SETTLE DTE	SHARES/PAR VALUE SECURITY DESCRIPTION (LOCAL CURR/SETTLE CURR)	(ORIGINAL SHARES/PAR VALUE)		INVESTMENT		CURRENCY		
		TRADE DATE LOCAL/BASE AMOUNT	TRADE DATE LOCAL/BASE AMOUNT	INVESTMENT LOCAL/BASE COST	INVESTMENT LOCAL/BASE GAIN/LOSS	SETTLE DATE LOCAL/BASE AMOUNT	CURRENCY LOCAL/BASE COST	CURRENCY GAIN/LOSS IN BASE CURRENCY
S 02-NOV-01 07-NOV-01	700 000- LVNH MOET HENNESSY EURO 30 (EUR/EUR)	27,002 86 24,415 99		56,689 61- 48,098 50-	29,686 75- 23,682 51- 25,187 72-I 1,505.41 C	27,002.86 24,297.17	27,002 86 24,297.17	118 82-S
S 02-NOV-01 07-NOV-01	3,200 000- LVNH MOET HENNESSY EURO 30 (EUR/EUR)	124,829 84 112,871 14		259,152 51- 219,877 95-	134,322 67- 107,006 81- 113,966 07-I 6,959 26 C	124,829 84 112,321 89	124,829.84 112,321.89	549.25-S
S 08-NOV-01 13-NOV-01	3,500 000- LVNH MOET HENNESSY EURO 30 (EUR/EUR)	144,440 79 128,684 52		227,358 02- 223,899 80-	82,917 23- 95,015 28- 79,145 58-I 15,869.70-C	144,440 79 127,382 33	144,440.79 127,382.33	1,502.19-S
S 08-NOV-01 13-NOV-01	100 000- LVNH MOET HENNESSY EURO 30 (EUR/EUR)	4,295 07 3,832 49		5,759.74- 6,122.61-	1,464.67- 2,290.12- 1,556.95-I 735.17-C	4,295.07 3,787.82	4,295.07 3,787.82	44.67-S
S 26-JAN-01 31-JAN-01	100,000- PEUGEOT SA EUR6 (EUR/EUR)	27,802 32 25,635 74		9,819.65- 11,208.15-	17,982 67 14,425 59 20,525 42 I 6,099.83-C	27,802 32 25,856 16	27,802.32 25,856.16	222.42 S

MULTICURRENCY TRANSACTION REPORT
FOR THE PERIOD 01 JANUARY 2001 THROUGH 31 DECEMBER 2001

RUN DATE: 19-FEB-02
PAGE: 280
G2570
BASE CURRENCY: USD

KNI F540481
JOHN S AND JAMES L KNIGHT FDM
CAPITAL GUARDIAN

TRAN CODE/ EFFECTIVE/ SETTLE DTE	SHARES/PAR VALUE SECURITY DESCRIPTION (LOCAL CURR/SETTLE CURR)	(ORIGINAL SHARES/PAR VALUE)		INVESTMENT		CURRENCY		
		TRADE DATE LOCAL/BASE AMOUNT	TRADE DATE LOCAL/BASE AMOUNT	INVESTMENT LOCAL/BASE COST	INVESTMENT LOCAL/BASE GAIN/LOSS	SETTLE DATE LOCAL/BASE AMOUNT	CURRENCY LOCAL/BASE COST	CURRENCY GAIN/LOSS IN BASE CURRENCY
S 26-JAN-01 31-JAN-01	100,000- PEUGEOT SA EUR6 (EUR/EUR)	27,662 27 25,504 61		9,819.64- 11,208 14-	17,842 63 14,296 47 20,545 58 I 6,069.11-C	27,662.27 25,725.91	27,662.27 25,725.91	221.30 S
S 29-JAN-01 01-FEB-01	400,000- PEUGEOT SA EUR6 (EUR/EUR)	108,007.99 99,205.54		39,077 75- 44,628.55-	68,930.24 54,584.79 78,787 56 I 24,122.77-C	108,007.99 101,559.91	108,007.99 101,559.91	2,354.57 S
S 02-FEB-01 07-FEB-01	300,000- PEUGEOT SA EUR6 (EUR/EUR)	82,183 53 78,710 11		29,157 70- 33,306.59-	53,025 83 43,403 72 60,570 55 I 17,166 87-C	82,183 53 76,644 36	82,183 53 76,644 36	.01 I 65.75-S
S 09-FEB-01 14-FEB-01	300,000- PEUGEOT SA EUR6 (EUR/EUR)	82,314 70 76,083 48		29,239 85- 33,188.13-	53,074 85 42,895 35 60,241 59 I 17,346 24-C	82,314 70 75,606 05	82,314 70 75,606 05	477.43-S
S 15-FEB-01 20-FEB-01	200 000- PEUGEOT SA EUR6 (EUR/EUR)	54,738 18 49,461 42		19,493 23- 22,125 42-	35,244 95 27,356 08 40,004 18 I 12,668 10-C	54,738 18 49,751 53	54,738 18 49,751 53	290.11 S



Mellon Bank, N.A

KMI F540481
JOHN S AND JAMES L KNIGHT FDN
CAPITAL GUARDIAN

MULTICURRENCY TRANSACTION REPORT
FOR THE PERIOD 01 JANUARY 2001 THROUGH 31 DECEMBER 2001

RUN DATE: 19-FEB-01
PAGE 28
C2570
BASE CURRENCY USD

TRAN CODE/ EFFECTIVE/ SETTLE DTE	SHARES/PAR VALUE SECURITY DESCRIPTION (LOCAL CURR/SETTLE CURR)	(ORIGINAL SHARES/PAR VALUE) TRADE DATE LOCAL/BASE AMOUNT	INVESTMENT		CURRENCY			
			INVESTMENT LOCAL/BASE COST	INVESTMENT LOCAL/BASE GAIN/LOSS	SETTLE DATE LOCAL/BASE AMOUNT	CURRENCY LOCAL/BASE COST	CURRENCY GAIN/LOSS IN BASE CURRENCY	
S	2,200,000-							
26-JAN-01	CIE DE ST-GOBAIN EUR16	369,969.58	282,179.47-	87,790.11	369,969.58	369,969.58		
31-JAN-01	(EUR/EUR)	341,111.95	316,526.62-	24,585.33 100,567.21 I 75,981.88-C	344,071.71	344,071.71		2,959.76
S	200,000-							
29-JAN-01	CIE DE ST-GOBAIN EUR16	33,808.25	23,089.58-	10,718.67	33,808.25	33,808.25		
01-FEB-01	(EUR/EUR)	31,052.88	26,776.98-	4,275.90 12,430.44 I 8,154.54-C	31,789.90	31,789.90		737.02
S	17,100,000-							
08-JUN-01	VIVENDI UNIVERSAL EUR5.5	1,276,540.61	720,946.18-	555,594.43	1,276,540.61	1,276,540.61		
15-JUN-01	(EUR/EUR)	1,083,017.05	733,537.67-	349,479.38 597,711.96 I 248,232.58-C	1,086,974.33	1,086,974.33		5,957.28
S	3,200,000-							
13-JUN-01	VIVENDI UNIVERSAL EUR5.5	234,961.14	69,941.41-	165,019.73	234,961.14	234,961.14		
18-JUN-01	(EUR/EUR)	200,069.41	74,166.94-	125,902.47 174,989.44 I 49,086.97-C	202,372.03	202,372.03		2,302.62
S	1,200,000-							
07-SEP-01	PECHINEY ORD A SHS EUR 15.25	63,081.90	60,357.23-	2,724.67	63,081.90	63,081.90		
12-SEP-01	(EUR/EUR)	56,988.19	77,080.26-	20,012.07- 3,502.83 I 23,514.90-C	57,133.28	57,133.28		145.09

KMI F540481
JOHN S AND JAMES L KNIGHT FDN
CAPITAL GUARDIAN

MULTICURRENCY TRANSACTION REPORT
FOR THE PERIOD 01 JANUARY 2001 THROUGH 31 DECEMBER 2001

RUN DATE: 19-FEB-01
PAGE 28
C2570
BASE CURRENCY: USD

TRAN CODE/ EFFECTIVE/ SETTLE DTE	SHARES/PAR VALUE SECURITY DESCRIPTION (LOCAL CURR/SETTLE CURR)	(ORIGINAL SHARES/PAR VALUE) TRADE DATE LOCAL/BASE AMOUNT	INVESTMENT		CURRENCY			
			INVESTMENT LOCAL/BASE COST	INVESTMENT LOCAL/BASE GAIN/LOSS	SETTLE DATE LOCAL/BASE AMOUNT	CURRENCY LOCAL/BASE COST	CURRENCY GAIN/LOSS IN BASE CURRENCY	
S	500,000-							
07-SEP-01	PECHINEY ORD A SHS EUR 15.25	26,715.46	14,618.56-	12,096.90	26,715.46	26,715.46		
12-SEP-01	(EUR/EUR)	24,134.75	18,831.80-	5,302.95 15,577.60 I 10,274.65-C	24,196.19	24,196.19		61.44
S	300,000-							
12-SEP-01	PECHINEY ORD A SHS EUR 15.25	15,611.31	8,082.29-	7,529.02	15,611.31	15,611.31		
17-SEP-01	(EUR/EUR)	14,139.16	10,305.94-	3,833.22 9,600.46 I 5,767.24-C	14,354.60	14,354.60		215.44
S	1,000,000-							
12-OCT-01	PECHINEY ORD A SHS EUR 15.25	45,713.39	26,940.95-	18,772.44	-45,713.39	-45,713.39		
17-OCT-01	(EUR/EUR)	41,411.76	34,353.12-	7,058.64 23,937.24 I 16,878.60-C	41,448.33	41,448.33		36.57
S	5,600,000-							
19-OCT-01	PECHINEY ORD A SHS EUR 15.25	262,707.13	150,069.32-	111,837.81	262,707.13	262,707.13		
24-OCT-01	(EUR/EUR)	235,753.38	192,377.48-	43,375.90 142,607.37 I 99,231.47-C	234,255.95	234,255.95		1,497.43-
S	400,000-							
24-OCT-01	PECHINEY ORD A SHS EUR 15.25	18,606.07	10,776.38-	7,829.69	18,606.07	18,606.07		
29-OCT-01	(EUR/EUR)	14,591.03	13,741.25-	2,049.78 9,983.84 I 7,134.06-C	16,825.47	16,825.47		234.44



Mellon Trust SM

Mellon Bank, N.A

MULTICURRENCY TRANSACTION REPORT FOR THE PERIOD 01 JANUARY 2001 THROUGH 31 DECEMBER 2001

RUN DATE: 19-FEB-02 PAGE: 283 G2570 BASE CURRENCY: USD

F540481 M S AND JAMES L KNIGHT FDN ITAL GUARDIAN

Table with columns: M CODE/TITLE DTE, SHARES/PAR VALUE, SECURITY DESCRIPTION, TRADE DATE, INVESTMENT LOCAL/BASE COST, INVESTMENT LOCAL/BASE GAIN/LOSS, SETTLE DATE, CURRENCY LOCAL/BASE COST, CURRENCY GAIN/LOSS IN BASE CURRENCY. Includes transactions for PECHINEY ORD A SHS EUR 15 25, SANOFI-SYNTHELABO EUR2, etc.

MULTICURRENCY TRANSACTION REPORT FOR THE PERIOD 01 JANUARY 2001 THROUGH 31 DECEMBER 2001

RUN DATE: 19-FEB-02 PAGE: 284 G2570 BASE CURRENCY: USD

F540481 M S AND JAMES L KNIGHT FDN ITAL GUARDIAN

Table with columns: M CODE/TITLE DTE, SHARES/PAR VALUE, SECURITY DESCRIPTION, TRADE DATE, INVESTMENT LOCAL/BASE COST, INVESTMENT LOCAL/BASE GAIN/LOSS, SETTLE DATE, CURRENCY LOCAL/BASE COST, CURRENCY GAIN/LOSS IN BASE CURRENCY. Includes transactions for SANOFI-SYNTHELABO EUR2, etc.



Mellon Bank, N.A

KNY F540481
JOHN S AND JAMES L KNIGHT FDN
CAPITAL GUARDIAN

MULTICURRENCY TRANSACTION REPORT
FOR THE PERIOD 01 JANUARY 2001 THROUGH 31 DECEMBER 2001

RUN DATE: 19-FEB-02
PAGE: 285
BASE CURRENCY: USD

TRAN CODE/ EFFECTIVE/ SETTLE DTE	(ORIGINAL SHARES/PAR VALUE) SHARES/PAR VALUE SECURITY DESCRIPTION (LOCAL CURR/SETTLE CURR)	TRADE DATE LOCAL/BASE AMOUNT	INVESTMENT		SETTLE DATE LOCAL/BASE AMOUNT	CURRENCY	
			INVESTMENT LOCAL/BASE COST	INVESTMENT LOCAL/BASE GAIN/LOSS		CURRENCY LOCAL/BASE COST	CURRENCY GAIN/LOSS IN BASE CURRENCY
S	800 000-						
28-SEP-01	SANOFI-SYNTHELABO EUR2	58,083 60	9,472 47-	48,611 13	58,083 60	58,083 60	
03-OCT-01	(EUR/EUR)	52,896 73	12,078 60-	40,818 13	53,460 15	53,460 15	
				61,985.34 I			563.42
				21,147.21-C			
S	100.000-						
01-OCT-01	SANOFI-SYNTHELABO EUR2	7,201.67	1,184.06-	6,017.61	7,201.67	7,201.67	
04-OCT-01	(EUR/EUR)	6,594 57	1,509 82-	5,084 75	6,577 29	6,577 29	
				7,673.22 I			17.28-
				2,588.47-C			
S	2,000 000-						
05-OCT-01	SANOFI-SYNTHELABO EUR2	140,867.10	23,681 17-	117,185 93	140,867 10	140,867 10	
19-OCT-01	(EUR/EUR)	129,442.78	30,196 49-	99,246.29	128,346.27	128,346.27	
				149,426.98 I			1,054.51-
				58,180 61-C			
S	2,400 000-						
04-DEC-01	ST MICROELECTRONICS EUR1.04	91,089.94	26,154 64-	64,955.30	91,089 94	91,089.94	
07-DEC-01	(SICOVAM) (EUR/EUR)	81,206.68	28,800 73-	52,405.95	81,142.92	81,142.92	
				71,581.61 I			63.74-
				19,175.66-C			
S	2,200 000-						
04-DEC-01	ST MICROELECTRONICS EUR1.04	83,900 74	23,956 75-	59,943.99	83,900.74	83,900.74	
07-DEC-01	(SICOVAM) (EUR/EUR)	74,797.51	26,408 67-	48,396.84	74,738 78	74,738 78	
				66,059.88 I			56.73-
				17,642.24-C			

KNY F540481
JOHN S AND JAMES L KNIGHT FDN
CAPITAL GUARDIAN

MULTICURRENCY TRANSACTION REPORT
FOR THE PERIOD 01 JANUARY 2001 THROUGH 31 DECEMBER 2001

RUN DATE: 19-FEB-02
PAGE: 286
BASE CURRENCY: USD

TRAN CODE/ EFFECTIVE/ SETTLE DTE	(ORIGINAL SHARES/PAR VALUE) SHARES/PAR VALUE SECURITY DESCRIPTION (LOCAL CURR/SETTLE CURR)	TRADE DATE LOCAL/BASE AMOUNT	INVESTMENT		SETTLE DATE LOCAL/BASE AMOUNT	CURRENCY	
			INVESTMENT LOCAL/BASE COST	INVESTMENT LOCAL/BASE GAIN/LOSS		CURRENCY LOCAL/BASE COST	CURRENCY GAIN/LOSS IN BASE CURRENCY
S	1,900 000-						
05-DEC-01	ST MICROELECTRONICS EUR1.04	75,734.99	20,689 92-	55,045.07	75,734.99	75,734.99	
10-DEC-01	(SICOVAM) (EUR/EUR)	67,267.82	22,808 57-	44,467.25	67,298.11	67,298.11	
				68,660.41 I			30.29
				16,193.16-C			
S	1,500.000-						
27-JUL-01	DANONE EUR1	220,921.58	95,652 56-	125,269.02	220,921.58	220,921.58	
01-AUG-01	(EUR/EUR)	192,952 91	111,149.64-	81,803.27	194,190.87	194,190.87	
				145,564.37 I			1,237.16
				63,761.10-C			
S	200.000-						
14-SEP-01	DANONE EUR1	28,195.63	12,753 68-	15,441.95	28,195.63	28,195.63	
19-SEP-01	(EUR/EUR)	25,956.98	14,819.95-	11,136.95	26,207.84	26,207.84	
				17,943.77 I			258.94
				6,806.82-C			
S	500.000-						
18-SEP-01	DANONE EUR1	70,155.50	31,884 19-	38,271 31	70,155.50	70,155.50	
21-SEP-01	(EUR/EUR)	64,669.34	37,049.88-	27,619.46	64,262.44	64,262.44	
				44,471.81 I			486.90-
				16,852.35-C			
S	500 000-						
21-SEP-01	PEUGEOT SA EUR1	28,921.97	8,122 18-	12,799.79	28,921.97	28,921.97	
26-SEP-01	(EUR/EUR)	19,144.52	9,218 93-	9,945.59	19,273.32	19,273.32	
				14,528.15 I			108.80
				4,582.56-C			



Mellon Bank, N A

MULTICURRENCY TRANSACTION REPORT
FOR THE PERIOD 01 JANUARY 2001 THROUGH 31 DECEMBER 2001

RUN DATE 19-FEB-02
PAGE 287
G2570
BASE CURRENCY USD

NI F540481
OHM S AND JAMES L KNIGHT FDN
CAPITAL GUARDIAN

TRAN CODE/ EFFECTIVE/ SETTLE DATE	SHARES/PAR VALUE SECURITY DESCRIPTION (LOCAL CURR/SETTLE CURR)	INVESTMENT		CURRENCY		
		INVESTMENT LOCAL/BASE COST	INVESTMENT LOCAL/BASE GAIN/LOSS	SETTLE DATE LOCAL/BASE AMOUNT	CURRENCY LOCAL/BASE COST	CURRENCY GAIN/LOSS IN BASE CURRENCY
	1,200 000-					
5-SEP-01	PEUGEOT SA EUR1	47,920 29	19,493 25-	28,427 06	47,920 29	
8-SEP-01	(EUR/EUR)	44,254.39	22,125 42-	22,128 97 32,265 50 I 10,136 61-C	43,641 01	43,641.01
						613 38-S
	3,900 000-					
7-APR-01	ENI ITL1000 (REGD)	30,229.58	23,219 81-	7,009 77	30,229.58	
3-MAY-01	(EUR/EUR)	26,982.92	25,313.42-	1,669 50 7,641 82 I 5,972.32-C	27,013.15	27,013.15
						30.23 S
	3,000 000-					
7-APR-01	ENI ITL1000 (REGD)	23,226 25	17,818 96-	5,407.29	23,226.25	
3-MAY-01	(EUR/EUR)	20,751 75	19,443 16-	1,280 59 5,900.16 I 4,611.57-C	20,754.98	20,754.98
						23 23 S
	3,100.000-					
1-JUN-01	ENI ITL1000 (REGD)	23,979 43	18,704 20-	5,275 23	23,979 43	
6-JUN-01	(EUR/EUR)	20,298 59	19,811.18-	487 41 5,389.73 I 5,102 32-C	20,305.78	20,305.78
						7.19 S
	3,000.000-					
4-JUN-01	ENI ITL1000 (REGD)	23,356.79	18,155 04-	5,201 75	23,356.79	
7-JUN-01	(EUR/EUR)	19,797 22	19,119 98-	677 24 5,478.22 I 4,800.98-C	19,860.28	19,860.28
						63 06 S

MULTICURRENCY TRANSACTION REPORT
FOR THE PERIOD 01 JANUARY 2001 THROUGH 31 DECEMBER 2001

RUN DATE 19-FEB-02
PAGE 288
G2570
BASE CURRENCY: USD

NI F540481
OHM S AND JAMES L KNIGHT FDN
CAPITAL GUARDIAN

TRAN CODE/ EFFECTIVE/ SETTLE DATE	SHARES/PAR VALUE SECURITY DESCRIPTION (LOCAL CURR/SETTLE CURR)	INVESTMENT		CURRENCY		
		INVESTMENT LOCAL/BASE COST	INVESTMENT LOCAL/BASE GAIN/LOSS	SETTLE DATE LOCAL/BASE AMOUNT	CURRENCY LOCAL/BASE COST	CURRENCY GAIN/LOSS IN BASE CURRENCY
	31,400.000-					
1-JUN-01	ENI ITL1000 (REGD)	243,618 30	186,998 11-	56,620.19	243,618 30	
1-JUN-01	(EUR/EUR)	209,219.40	199,301.95-	9,917 45 60,495.93 I 50,578.68-C	208,878.33	208,878.33
						341.07-S
	6,100.000-					
1-JUN-01	ENI ITL1000 (REGD)	47,256.47	37,075 39-	10,181.08	47,256 47	
1-JUN-01	(EUR/EUR)	40,744 53	37,833.58-	2,910.95 10,389.28 I 7,478.33-C	40,257.79	40,257.79
						486.74-S
	6,100.000-					
-AUG-01	OLIVETTI SPA EUR1	11,177.20	21,835.22-	10,658.02-	11,177.20	
-SEP-01	(EUR/EUR)	10,153.37	18,820.87-	8,667.50- 9,186.64-I 519.18 C	9,930.94	9,930.94
						222.43-S
	49,600.000-					
-SEP-01	OLIVETTI SPA EUR1	75,414.47	177,545.42-	102,130.95-	75,414.47	
-SEP-01	(EUR/EUR)	67,179.21	153,035.27-	85,856 06- 88,031.77-I 2,175.71 C	68,129.43	68,129.43
						950.22 S
	1,100.000-					
-SEP-01	OLIVETTI SPA EUR1	1,330 97	3,937.50-	2,606.53-	1,330 97	
-SEP-01	(EUR/EUR)	1,207.72	3,595.93-	2,186.21- 2,246.70-I 60.49 C	1,225.29	1,225.29
						17.57 S



Mellon TrustSM

Mellon Bank, N.A

KNI F540481
JOHN S AND JAMES L KNIGHT FDN
CAPITAL GUARDIAN

MULTICURRENCY TRANSACTION REPORT
FOR THE PERIOD 01 JANUARY 2001 THROUGH 31 DECEMBER 2001

RUN DATE 19-FEB-01
PAGE 28
62570
BASE CURRENCY: USD

TRAN CODE/ EFFECTIVE/ SETTLE DTE	SHARES/PAR VALUE SECURITY DESCRIPTION (LOCAL CURR/SETTLE CURR)	(ORIGINAL SHARES/PAR VALUE)	INVESTMENT		CURRENCY				
			TRADE DATE LOCAL/BASE AMOUNT	INVESTMENT LOCAL/BASE COST	INVESTMENT LOCAL/BASE GAIN/LOSS	SETTLE DATE LOCAL/BASE AMOUNT	CURRENCY LOCAL/BASE COST	CURRENCY GAIN/LOSS IN BASE CURRENCY	
S	15,500 000-								
12-SEP-01	OLIVETTI SPA EUR1		18,633 90	55,562.67-	36,928.77-	18,633.90	18,633.90		
17-SEP-01	(EUR/EUR)		16,876 72	47,171 01-	30,294.29-	17,153.87	17,153.87		
					31,351.39-I				257.15
					1,057 10 C				
S	27,600.000-								
12-SEP-01	OLIVETTI SPA EUR1		30,450 78	98,939 24-	68,488.46-	30,450 78	30,450.78		
17-SEP-01	(EUR/EUR)		27,579 27	85,979.63-	56,400.36-	27,999.49	27,999.49		
					58,133.01-I				428.22
					1,732.65 C				
S	12,200.000-								
12-SEP-01	OLIVETTI SPA EUR1		13,460 13	43,734 01-	38,273 88-	13,460 13	13,460.13		
17-SEP-01	(EUR/EUR)		12,190 84	37,121 43-	24,938 59-	12,376 59	12,376.59		
					25,696.47-I				185.75
					765 88 C				
S	24,400.000-								
14-SEP-01	OLIVETTI SPA EUR1		26,374 78	87,468 03-	61,893.25-	26,374.78	26,374.78		
19-SEP-01	(EUR/EUR)		24,280 62	74,242.86-	49,962.24-	24,515.36	24,515.36		
					51,855.95-I				234.74
					1,893.71 C				
S	21,200 000-								
14-SEP-01	OLIVETTI SPA EUR1		22,915.80	75,996 81-	53,881.01-	22,915.80	22,915.80		
19-SEP-01	(EUR/EUR)		21,096.29	64,506 09-	43,409 88-	21,300 24	21,300.24		
					45,055.16-I				203.95
					1,643.36 C				

KNI F540481
JOHN S AND JAMES L KNIGHT FDN
CAPITAL GUARDIAN

MULTICURRENCY TRANSACTION REPORT
FOR THE PERIOD 01 JANUARY 2001 THROUGH 31 DECEMBER 2001

RUN DATE 19-FEB-01
PAGE 29
62570
BASE CURRENCY: USD

TRAN CODE/ EFFECTIVE/ SETTLE DTE	SHARES/PAR VALUE SECURITY DESCRIPTION (LOCAL CURR/SETTLE CURR)	(ORIGINAL SHARES/PAR VALUE)	INVESTMENT		CURRENCY				
			TRADE DATE LOCAL/BASE AMOUNT	INVESTMENT LOCAL/BASE COST	INVESTMENT LOCAL/BASE GAIN/LOSS	SETTLE DATE LOCAL/BASE AMOUNT	CURRENCY LOCAL/BASE COST	CURRENCY GAIN/LOSS IN BASE CURRENCY	
S	21,100.000-								
21-SEP-01	OLIVETTI SPA EUR1		21,620.04	75,638.34-	54,018 30-	21,620.04	21,620.04		
24-SEP-01	(EUR/EUR)		19,803.96	64,201.82-	44,397.86-	19,916.38	19,916.38		
					45,850.73-I				112.42
					1,452.87 C				
S	11,100.000-								
21-SEP-01	OLIVETTI SPA EUR1		11,373 58	39,798 78-	28,417.20-	11,373 58	11,373.58		
26-SEP-01	(EUR/EUR)		10,418.20	33,774.42-	23,356.22-	10,477 34	10,477.34		
					24,120.53-I				59.14
					764.31 C				
S	32,900.000-								
28-SEP-01	OLIVETTI SPA EUR1		34,728.73	117,938.45-	83,209.72-	34,728.73	34,728.73		
03-OCT-01	(EUR/EUR)		31,627.45	100,106.15-	68,478.70-	31,964.32	31,964.32		
					70,628.48-I				336.87
					2,149.78 C				
S	29,200.000-								
03-OCT-01	OLIVETTI SPA EUR1		30,878.44	104,674.85-	73,796.41-	30,878.44	30,878.44		
08-OCT-01	(EUR/EUR)		28,420.52	88,848.82-	60,427.50-	28,377.29	28,377.29		
					62,638.40-I				43.23
					2,210.90 C				
S	68,880 000-								
10-JUL-01	TELECOM ITALIA SPA DI RISP		335,375.90	293,515 49-	41,860.41	335,375.90	335,375.90		
13-JUL-01	EURO 55		287,048.23	318,833.50-	31,785.27-	285,639.65	285,639.64		
	(EUR/EUR)				45,048.26 I				1,408 58
					77,625.53-C				



Mellon Bank, N.A

MULTICURRENCY TRANSACTION REPORT
FOR THE PERIOD 01 JANUARY 2001 THROUGH 31 DECEMBER 2001

RUN DATE: 19-FEB-02
PAGE: 291
G2570
BASE CURRENCY: USD

MI F540481
JOHN S AND JAMES L KNIGHT FDN
CAPITAL GUARDIAN

TRAN CODE/ EFFECTIVE/ SETTLE DTE	(ORIGINAL SHARES/PAR VALUE) SHARES/PAR VALUE SECURITY DESCRIPTION (LOCAL CURR/SETTLE CURR)	TRADE DATE LOCAL/BASE AMOUNT	INVESTMENT		SETTLE DATE LOCAL/BASE AMOUNT	CURRENCY	
			INVESTMENT LOCAL/BASE COST	INVESTMENT LOCAL/BASE GAIN/LOSS		CURRENCY LOCAL/BASE COST	CURRENCY GAIN/LOSS IN BASE CURRENCY
32-AUG-01	36,000 000- TELECOM ITALIA SPA DI RISP	210,728 48	163,637 38-	47,091 10	210,728.48	210,728.48	
17-AUG-01	EUR0 55 (EUR/EUR)	165,841 45	188,703.79-	2,862 34- 54,581.75 I 57,244.09-C	184,766 73	184,766.72	.01-T 1,074.72-S
29-DEC-00	200 000- FIAT SPA PRIV EURS	3,463 40	0 00		3,463.40	3,463.40	
14-JAN-01	(EUR/EUR)	3,252.48	0 00		3,273.43	3,273.43	20.95 S
15-JAN-01	1,690,000- FIAT SPA PRIV EURS	27,717.89	39,093 11-	11,375 22-	27,717 89	27,717.89	
18-JAN-01	(EUR/EUR)	26,437 32	42,985.19-	16,547.87- 12,507 72-I 4,040 15-C	26,021.56	26,021.56	415.76-S
12-JAN-01	1,690,000- FIAT SPA PRIV EURS	27,746.80	39,093.11-	11,346.31-	27,746 80	27,746.80	
17-JAN-01	(EUR/EUR)	26,323.39	42,985 20-	16,661 81- 12,475 94-I 4,185.87-C	25,825.33	25,825.33	498.06-S
19-JAN-01	3,880,000- FIAT SPA PRIV EURS	66,239 57	89,944 47-	23,704 90-	66,239 57	66,239.57	
14-JAN-01	(EUR/EUR)	62,034 67	99,396 59-	37,359 92- 26,133.87-I 11,226 05-C	61,337.84	61,337.84	698.83-S

MULTICURRENCY TRANSACTION REPORT
FOR THE PERIOD 01 JANUARY 2001 THROUGH 31 DECEMBER 2001

RUN DATE: 19-FEB-02
PAGE: 292
G2570
BASE CURRENCY: USD

MI F540481
JOHN S AND JAMES L KNIGHT FDN
CAPITAL GUARDIAN

TRAN CODE/ EFFECTIVE/ SETTLE DTE	(ORIGINAL SHARES/PAR VALUE) SHARES/PAR VALUE SECURITY DESCRIPTION (LOCAL CURR/SETTLE CURR)	TRADE DATE LOCAL/BASE AMOUNT	INVESTMENT		SETTLE DATE LOCAL/BASE AMOUNT	CURRENCY	
			INVESTMENT LOCAL/BASE COST	INVESTMENT LOCAL/BASE GAIN/LOSS		CURRENCY LOCAL/BASE COST	CURRENCY GAIN/LOSS IN BASE CURRENCY
6-JAN-01	5,900,000- FIAT SPA PRIV EURS	104,043 31	81,744 77-	22,298.54	104,043.31	104,043.31	
11-JAN-01	(EUR/EUR)	95,927.93	97,467.60-	1,539 67- 26,592.41 I 28,132.08-C	96,760.28	96,760.29	.01 T 832.35 S
2-FEB-01	4,300,000- FIAT SPA PRIV EURS	76,391.64	55,888.11-	20,503.53	76,391.64	76,391.64	
7-FEB-01	(EUR/EUR)	71,303.96	66,805.23-	4,498.73 24,508.66 I 20,009.93-C	71,242.84	71,242.84	61.12-S
6-FEB-01	1,700,000- FIAT SPA PRIV EURS	30,443 96	21,590 00-	8,853.96	30,443.96	30,443.96	
9-FEB-01	(EUR/EUR)	28,358.55	25,807.36-	2,551.19 10,583.48 I 8,032.29-C	28,139.35	28,139.35	219.20-S
3-JAN-01	9,168 000- SEAT-PAGINE GIALLE ITL50	18,701 69	22,304 98-	3,603.29-	18,701.69	18,701.69	
8-JAN-01	(EUR/EUR)	17,717.05	24,503.17-	6,786.12- 3,917.95-I 2,868.17-C	17,745.10	17,745.10	28.05 S
7-FEB-01	12,600,000- OLIVETTI SPA SUB/RTS 09-MAR-0	37.80	0.00	37.80	37 80	37.80	
9-MAR-01	(OLIVETTI 5077) AZN (EUR/EUR)	34.73	0.00	34.73 34.80 I .07-C	35.23	35.23	.50 S



Mellon TrustSM

Mellon Bank, N.A

KNI F540481
JOHN S AND JAMES L KNIGHT FDN
CAPITAL GUARDIAN

MULTICURRENCY TRANSACTION REPORT FOR THE PERIOD 01 JANUARY 2001 THROUGH 31 DECEMBER 2001

RUN DATE 19-FEB-02
PAGE 293
G2570
BASE CURRENCY: USD

TRAN CODE/ EFFECTIVE/ SETTLE DTE	SHARES/PAR VALUE SECURITY DESCRIPTION (LOCAL CURR/SETTLE CURR)	INVESTMENT		CURRENCY		
		(ORIGINAL SHARES/PAR VALUE) TRADE DATE LOCAL/BASE AMOUNT	INVESTMENT LOCAL/BASE COST	INVESTMENT LOCAL/BASE GAIN/LOSS	SETTLE DATE LOCAL/BASE AMOUNT	CURRENCY LOCAL/BASE COST
S	239,400 000-					
28-FEB-01	OLIVETTI SPA SUB/RYS 09-MAR-0	837.90	0.00	837.90	837.90	
09-MAR-01	(OLIVETTI SOTT) AZW (EUR/EUR)	770.53	0.00	770.18 I .35 C	780.84	837.90 780.84
						10.31
S	12,600 000-					
27-FEB-01	OLIVETTI SPA SUB/RYS 09-MAR-0	78.12	0.00	78.12	78.12	
09-MAR-01	(OLIVETTI SOTT) OBB (EUR/EUR)	71.77	0.00	71.77 71.93 I .16-C	72.80	78.12 72.80
						1.03
S	259,400 000-					
27-FEB-01	OLIVETTI SPA SUB/RYS 09-MAR-0	1,556.10	0.00	1,556.10	1,556.10	
09-MAR-01	(OLIVETTI SOTT) OBB (EUR/EUR)	1,429.59	0.00	1,429.59 1,430.33 I .74-C	1,450.13	1,556.10 1,450.13
						20.54
S	2,100 000-					
04-OCT-01	ENI EUR	28,593.42	25,527.31-	3,066.11	28,593.42	28,593.42
09-OCT-01	(EUR/EUR)	26,114.37	26,049.34-	65.03 3,120.81 I 3,063.78-C	26,254.48	28,593.42 26,254.48
						140.11
S	13,600.000-					
05-OCT-01	ENI EUR1	184,028.17	137,775.21-	46,252.96	184,028.17	184,028.17
10-OCT-01	(EUR/EUR)	169,103.49	155,968.32-	13,137.17 52,485.84 I 39,268.67-C	167,723.27	184,028.17 167,723.27
						1,380.22-

KNI F540481
JOHN S AND JAMES L KNIGHT FDN
CAPITAL GUARDIAN

MULTICURRENCY TRANSACTION REPORT FOR THE PERIOD 01 JANUARY 2001 THROUGH 31 DECEMBER 2001

RUN DATE: 19-FEB-02
PAGE: 294
G2570
BASE CURRENCY: USD

TRAN CODE/ EFFECTIVE/ SETTLE DTE	SHARES/PAR VALUE SECURITY DESCRIPTION (LOCAL CURR/SETTLE CURR)	INVESTMENT		CURRENCY		
		(ORIGINAL SHARES/PAR VALUE) TRADE DATE LOCAL/BASE AMOUNT	INVESTMENT LOCAL/BASE COST	INVESTMENT LOCAL/BASE GAIN/LOSS	SETTLE DATE LOCAL/BASE AMOUNT	CURRENCY LOCAL/BASE COST
S	11,000.000-					
08-OCT-01	ENI EUR1	155,673.41	116,867.11-	38,806.30	155,673.41	155,673.41
11-OCT-01	(EUR/EUR)	143,063.86	132,965.77-	10,938.09 44,152.85 I 34,054.76-C	140,401.85	155,673.41 140,401.85
						2,642.01-
S	700.000-					
11-OCT-01	ABN AMRO HLDS NV EUR0.56	12,034.43	17,847.89-	5,813.46-	12,034.43	12,034.43
16-OCT-01	(EUR/EUR)	10,853.85	17,023.32-	6,169.47- 5,544.88-I 624.59-C	10,938.09	12,034.43 10,938.09
						84.24
S	6,000.000-					
12-OCT-01	ABN AMRO HLDS NV EUR0.56	103,390.60	152,354.02-	48,963.42-	103,390.60	103,390.60
17-OCT-01	(EUR/EUR)	93,661.54	144,941.36-	51,279.82- 46,582.26-I 4,697.56-C	93,744.26	103,390.60 93,744.26
						82.72
S	7,500.000-					
19-OCT-01	ABN AMRO HLDS NV EUR0.56	124,608.78	172,342.76-	47,733.98-	124,608.78	124,608.78
24-OCT-01	(EUR/EUR)	111,823.92	166,527.74-	54,703.82- 45,900.70-I 8,803.12-C	111,113.65	124,608.78 111,113.65
						710.27-
S	7,800.000-					
23-OCT-01	ABN AMRO HLDS NV EUR0.56	131,039.71	168,211.25-	37,171.54-	131,039.71	131,039.71
26-OCT-01	(EUR/EUR)	116,402.57	165,940.40-	49,537.83- 36,469.73-I 12,068.10-C	116,926.73	131,039.71 116,926.73
						524.16



Mellon Bank, N A

MULTICURRENCY TRANSACTION REPORT
FOR THE PERIOD 01 JANUARY 2001 THROUGH 31 DECEMBER 2001

RUN DATE 19-FEB-02
PAGE 295
G2570
BASE CURRENCY USD

NI F540481
JOHN S AND JAMES L KNIGHT FDN
CAPITAL GUARDIAN

TRAN CODE/ EFFECTIVE/ SETTLE DTE	SHARES/PAR VALUE SECURITY DESCRIPTION (LOCAL CURR/SETTLE CURR)	(ORIGINAL SHARES/PAR VALUE) TRADE DATE LOCAL/BASE AMOUNT	INVESTMENT		CURRENCY		
			INVESTMENT LOCAL/BASE COST	INVESTMENT LOCAL/BASE GAIN/LOSS	SETTLE DATE LOCAL/BASE AMOUNT	CURRENCY LOCAL/BASE COST	CURRENCY GAIN/LOSS IN BASE CURRENCY
FC 29-DEC-00 04-JAN-01	HEINEKEN NV NLG5 (EUR/EUR)	600,000- 39,435 59 37,033.96	0 00 0 00		39,435 59 37,272 55	39,435.59 37,272.55	
S 05-JAN-01 10-JAN-01	HEINEKEN NV NLG5 (EUR/EUR)	600,000- 30,424 46 36,649.25	31,654 16- 30,723 06-	6,770.50 5,926.19 6,570.76 I 644.57-C	30,424 46 36,072 88	30,424.46 36,072.88	230 59 S
S 29-JUN-01 04-JUL-01	UNITED PAN-EUROPE COMMUNICATIONS EUR1 'A' SMS (EUR/EUR)	11,000,000- 30,812 97 26,086 26	410,440 52- 389,227 50-	379,627.55- 363,141 24- 360,285.49-I 2,855.75-C	30,812 97 26,061.61	30,812.97 26,061.61	576.37-S
S 06-JUL-01 11-JUL-01	UNITED PAN-EUROPE COMMUNICATIONS EUR1 'A' SMS (EUR/EUR)	6,300 000- 12,045 93 10,172 79	50,753.93- 44,961 71-	38,700 00- 34,788 92- 34,289 41-I 499.51-C	12,045 93 10,375.16	12,045.93 10,375.16	24.65-S
S 11-JUL-01 16-JUL-01	UNITED PAN-EUROPE COMMUNICATIONS EUR1 'A' SMS (EUR/EUR)	5,300 000- 12,716 75 10,952 94	59,810 28- 53,591 35-	47,093 53- 42,630 41- 42,195 99-I 442 42-C	12,716 75 10,872 82	12,716.75 10,872.82	202 37 S
							60.12-S

MULTICURRENCY TRANSACTION REPORT
FOR THE PERIOD 01 JANUARY 2001 THROUGH 31 DECEMBER 2001

RUN DATE 19-FEB-02
PAGE 296
G2570
BASE CURRENCY: USD

NI F540481
JOHN S AND JAMES L KNIGHT FDN
CAPITAL GUARDIAN

TRAN CODE/ EFFECTIVE/ SETTLE DTE	SHARES/PAR VALUE SECURITY DESCRIPTION (LOCAL CURR/SETTLE CURR)	(ORIGINAL SHARES/PAR VALUE) TRADE DATE LOCAL/BASE AMOUNT	INVESTMENT		CURRENCY		
			INVESTMENT LOCAL/BASE COST	INVESTMENT LOCAL/BASE GAIN/LOSS	SETTLE DATE LOCAL/BASE AMOUNT	CURRENCY LOCAL/BASE COST	CURRENCY GAIN/LOSS IN BASE CURRENCY
S 17-JUL-01 20-JUL-01	UNITED PAN-EUROPE COMMUNICATIONS EUR1 'A' SMS (EUR/EUR)	6,400,000- 6,460 61 5,501 21	69,513 49- 62,919 00-	63,052 88- 57,417 79- 57,070.75-I 347 06-C	6,460 61 5,639 47	6,460.61 5,639.47	130 26 S
S 24-JAN-01 29-JAN-01	ASM LITHOGRAPHY HLDC NV EURO.02 (EUR/EUR)	40,000,000- 1,231,000 00 1,139,906 00	284,073 67- 334,620 91-	946,926.33 805,285.09 1,115,425.04 I 310,140.75-C	1,231,000 00 1,130,673 50	1,231,000.00 1,130,673.50	9,232.50-S
S 31-MAY-01 31-MAY-01	AEGON NV EURO.12 (STR DIV 25-MAY-01) (EUR/EUR)	1 000- 0.40 0.34	0.00 0.00	-.40 34 34 I	0.40 0.34	0.40 0.34	
S 15-JUN-01 15-JUN-01	ABN AMRO HLDCS NV NLG0 05 STR DIV 06-JUN-2001 (EUR/EUR)	24 000- 10 37 8 94	0 00 0.00	10.37 8 94 8.70 I .16 C	10 37 8.94	10.37 8.94	
S 20-JUN-01 20-JUN-01	HEINEKEN NV EUR2 (EUR/EUR)	.750- 30.71 26 16	35 91- 33.60-	5 20- 7.44- 4.87-I 2.57-C	30 71 26.16	30.71 26.16	



Mellon Bank, N.A

KNI F540481
JOHN S AND JAMES L KNIGHT FDN
CAPITAL GUARDIAN

MULTICURRENCY TRANSACTION REPORT
FOR THE PERIOD 01 JANUARY 2001 THROUGH 31 DECEMBER 2001

RUN DATE 19-FEB-01
PAGE 29
62570
BASE CURRENCY: USD

TRAN CODE/ EFFECTIVE/ SETTLE DTE	SHARES/PAR VALUE SECURITY DESCRIPTION (LOCAL CURR/SETTLE CURR)	INVESTMENT		CURRENCY			
		(ORIGINAL SHARES/PAR VALUE) TRADE DATE LOCAL/BASE AMOUNT	INVESTMENT LOCAL/BASE COST	INVESTMENT LOCAL/BASE GAIN/LOSS	SETTLE DATE LOCAL/BASE AMOUNT	CURRENCY LOCAL/BASE COST	CURRENCY GAIN/LOSS IN BASE CURRENCY
\$	4,000 000- ING GROEP N.V. CVA EURO.24 (EUR/EUR)	156,798.18 131,224.40	98,393 84- 120,877 74-	58,404 34 21,146.66 65,411.16 I 44,264.50-C	156,798 18 134,203.56	156,798.18 134,203.56	2,979.16
\$	75 000- AECOM NY RTS FROM SHS (OPEN) STX DIVIDEND 13-AUG-01 (EUR/EUR)	20 97 19.30	0 00 0 00	20 97 19.30 19 87 I .23 C	20.97 19.30	20.97 19.30	
\$	12,042,000- CPH NEW ORD EURO 32 (NIL PAID) 27-MAR-2001) (EUR/EUR)	79,798 99 71,659.49	0 00 0 00	79,798 99 71,659 49 73,997.60 I 2,338.11-C	79,798.99 71,460.00	79,798.99 71,460.00	199.49
FC	500,000- WARTSILA 'B'EUR3.5 04-JAN-01 (EUR/EUR)	9,739 74 9,146 59	0 00 0.00		9,739.74 9,205.52	9,739.74 9,205.52	58.93
\$	1,000 000- WARTSILA 'B'EUR3 5 18-JAN-01 (EUR/EUR)	19,479 98 18,580.00	23,691 25- 25,557 80-	4,211.27- 6,977 80- 4,543.06-I 2,434 74-C	19,479.98 18,287.81	19,479.98 18,287.80	.01- 292.19-

KNI F540481
JOHN S AND JAMES L KNIGHT FDN
CAPITAL GUARDIAN

MULTICURRENCY TRANSACTION REPORT
FOR THE PERIOD 01 JANUARY 2001 THROUGH 31 DECEMBER 2001

RUN DATE 19-FEB-01
PAGE 29
62570
BASE CURRENCY: USD

TRAN CODE/ EFFECTIVE/ SETTLE DTE	SHARES/PAR VALUE SECURITY DESCRIPTION (LOCAL CURR/SETTLE CURR)	INVESTMENT		CURRENCY			
		(ORIGINAL SHARES/PAR VALUE) TRADE DATE LOCAL/BASE AMOUNT	INVESTMENT LOCAL/BASE COST	INVESTMENT LOCAL/BASE GAIN/LOSS	SETTLE DATE LOCAL/BASE AMOUNT	CURRENCY LOCAL/BASE COST	CURRENCY GAIN/LOSS IN BASE CURRENCY
\$	800,000- WARTSILA 'B'EUR3.5 17-JAN-01 (EUR/EUR)	16,360.44 15,521 15	18,663 03- 20,343.20-	2,302.59- 4,822.05-I 2,509.47-I 2,312.58-C	16,360.44 15,227.48	16,360.44 15,227.48	293 67-
\$	600,000- WARTSILA 'B'EUR3.5 31-JAN-01 (EUR/EUR)	11,371 50 10,484 52	13,946.21- 15,246.36-	2,594.71- 4,761 04- 2,832.54-I 1,929.30-C	11,371.50 10,575.50	11,371.50 10,575.50	90.98
\$	2,400,000- WARTSILA 'B'EUR3 5 07-FEB-01 (EUR/EUR)	44,323.23 41,571.30	55,864.83- 60,985 43-	11,541.60- 19,614 13- 12,599.51-I 7,014.62-C	44,323.23 41,335.84	44,323.23 41,335.84	35 46-
\$	500,000- UPM-KYMMENE OY NPV 23-MAY-01 (EUR/EUR)	19,025.97 16,683 87	10,455.24- 11,998.36-	8,570.75 4,685.31 4,761 04- 9,835.69 I 5,150.18-C	19,025.97 16,377.55	19,025.97 16,377.55	306.32-
\$	1,400,000- UPM-KYMMENE OY NPV 13-JAN-01 (EUR/EUR)	53,369 69 45,278 84	29,274 68- 33,595.40-	24,095 01 11,683 44 27,651.23 I 15,967.79-C	53,369.69 45,444.29	53,369.69 45,444.29	165.45



Mellon Bank N A

KNI F540481
JOHN S AND JAMES L KNIGHT FDN
CAPITAL GUARDIAN

MULTICURRENCY TRANSACTION REPORT
FOR THE PERIOD 01 JANUARY 2001 THROUGH 31 DECEMBER 2001

RUN DATE 19-FEB-02
PAGE 299
BASE CURRENCY USD

TRAN CODE/ EFFECTIVE/ SETTLE DTE	SHARES/PAR VALUE SECURITY DESCRIPTION (LOCAL CURR/SETTLE CURR)	INVESTMENT			CURRENCY		
		(ORIGINAL SHARES/PAR VALUE) TRADE DATE LOCAL/BASE AMOUNT	INVESTMENT LOCAL/BASE COST	INVESTMENT LOCAL/BASE GAIN/LOSS	SETTLE DATE LOCAL/BASE AMOUNT	CURRENCY LOCAL/BASE COST	CURRENCY GAIN/LOSS IN BASE CURRENCY
S	600 000-						
11-JUL-01	NOKIA (AB) OY EURO 06	12,909 59	31,506 30-	18,596 79-	12,909.59	12,909.59	
16-JUL-01	(EUR/EUR)	11,119 03	28,274 76-	17,155 73- 16,688 84-I 466 89-C	11,037 70	11,037.70	81.33-S
S	400 000-						
26-JUL-01	NOKIA (AB) OY EURO 06	8,813 51	20,926 16-	12,112 65-	8,813.51	8,813.51	
31-JUL-01	(EUR/EUR)	7,727 69	18,822 04-	11,894 35- 10,894 73-I 199.62-C	7,711.82	7,711.82	15.87-S
S	2,500 000-						
13-AUG-01	NOKIA (AB) OY EURO 06	53,747 04	130,496 34-	76,749 30-	53,747 04	53,747.04	
16-AUG-01	(EUR/EUR)	48,291 72	117,374 93-	69,083 21- 69,032.16-I 51 05-C	49,060 30	49,060.30	768 58 S
S	1,000 000-						
14-AUG-01	NOKIA (AB) OY EURO 06	21,989 93	52,023 24-	30,033 31-	21,989 93	21,989 93	
17-AUG-01	(EUR/EUR)	19,733 76	46,792 30-	27,058 54- 27,013.46-I 45 08-C	20,155 97	20,155.97	422 21 S
TOTAL EURO CURRENCY UNIT		12,186,359 11 10,810,249 74	11,809,311 96- 11,735,855 57-	244,408 42 975,038.86- 1,146,686.78 I 2,121,725.56-C	12,186,359 11 10,802,598.61	12,186,359.11 10,802,607.15	88.54 T 7,451 13-S

KNI F540481
JOHN S AND JAMES L KNIGHT FDN
CAPITAL GUARDIAN

MULTICURRENCY TRANSACTION REPORT
FOR THE PERIOD 01 JANUARY 2001 THROUGH 31 DECEMBER 2001

RUN DATE: 19-FEB-02
PAGE: 300
BASE CURRENCY: USD

TRAN CODE/ EFFECTIVE/ SETTLE DTE	SHARES/PAR VALUE SECURITY DESCRIPTION (LOCAL CURR/SETTLE CURR)	INVESTMENT			CURRENCY		
		(ORIGINAL SHARES/PAR VALUE) TRADE DATE LOCAL/BASE AMOUNT	INVESTMENT LOCAL/BASE COST	INVESTMENT LOCAL/BASE GAIN/LOSS	SETTLE DATE LOCAL/BASE AMOUNT	CURRENCY LOCAL/BASE COST	CURRENCY GAIN/LOSS IN BASE CURRENCY
BRITISH POUND STERLING							
S	49,100 000-						
16-FEB-01	DIXONS GROUP (NEW) ORD	125,984 32	165,885.77-	39,981.45-	125,984.32	125,984.32	
21-FEB-01	GBP0 025 (GBP/GBP)	182,775 30	269,894.40-	87,119 10- 65,016.76-I 22,102 34-C	181,956 92	181,956.92	818.38-S
S	15,400 000-						
13-FEB-01	DIXONS GROUP (NEW) ORD	39,523 00	50,300.03-	10,777.03-	39,523 00	39,523.00	
18-FEB-01	GBP0 025 (GBP/GBP)	57,264 87	82,251.37-	24,906.50- 17,622 93-I 7,363.57-C	57,004.82	57,004.82	260.85-S
S	8,980 000-						
12-MAR-01	DIXONS GROUP (NEW) ORD	23,116 59	28,951.12-	5,834.53-	23,116 59	23,116.59	
17-MAR-01	GBP0 025 (GBP/GBP)	34,076 17	47,305.15-	13,228 96- 9,533.35-I 3,695.61-C	33,782.58	33,782.58	293.59-S
S	10,200 000-						
19-MAR-01	DIXONS GROUP (NEW) ORD	24,933 93	32,220.22-	7,286 29-	24,933 93	24,933.93	
4-MAR-01	GBP0 025 (GBP/GBP)	34,598.82	52,568.76-	15,978.74- 11,888.67-I 4,082.07-C	36,114.38	36,114.83	53 T 483.72-S
S	10,400 000-						
6-MAR-01	DIXONS GROUP (NEW) ORD	25,584.83	38,552.69-	4,967 86-	25,584.83	25,584.83	
11-MAR-01	GBP0 025 (GBP/GBP)	36,583 75	49,426 64-	12,842 89- 8,041.88-I 4,801.01-C	36,568 40	36,568.40	15.35-S



Mellon Bank, N.A

KNI F540481
JOHN S AND JAMES L KNIGHT FDN
CAPITAL GUARDIAN

MULTICURRENCY TRANSACTION REPORT
FOR THE PERIOD 01 JANUARY 2001 THROUGH 31 DECEMBER 2001

RUN DATE: 19-FEB-02
PAGE: 301
G2570
BASE CURRENCY: USD

TRAN CODE/ EFFECTIVE/ SETTLE DTE	SHARES/PAR VALUE SECURITY DESCRIPTION (LOCAL CURR/SETTLE CURR)	(ORIGINAL SHARES/PAR VALUE) TRADE DATE LOCAL/BASE AMOUNT	INVESTMENT		CURRENCY			
			INVESTMENT LOCAL/BASE COST	INVESTMENT LOCAL/BASE GAIN/LOSS	SETTLE DATE LOCAL/BASE AMOUNT	CURRENCY LOCAL/BASE COST	CURRENCY GAIN/LOSS IN BASE CURRENCY	
S	3,500,000-							
16-MAR-01	DIXONS GROUP (NEW) ORD	8,105.83	9,226.55-	1,120.72-	8,105.83	8,105.83		
21-MAR-01	GBP0.025 (GBP/GBP)	11,590.53	14,896.18-	3,305.65- 1,809.39-I 1,496.26-C	11,585.64	11,585.64		4.87-
S	4,770,000-							
27-MAR-01	DIXONS GROUP (NEW) ORD	12,142.15	13,336.55-	1,194.40-	12,142.15	12,142.15		
30-MAR-01	GBP0.025 (GBP/GBP)	17,449.48	21,531.74-	4,082.26- 1,928.35-I 2,133.91-C	17,262.49	17,262.49		186.99-
S	2,000,000-							
15-AUG-01	AUTONOMY CORP ORD GBP0.003333	8,136.38	32,025.25-	23,888.87-	8,136.38	8,136.38		
20-AUG-01	(GBP/GBP)	11,708.93	46,334.14-	34,633.21- 34,562.43-I 70.78-C	11,753.00	11,753.00		52.07
S	3,700,000-							
17-AUG-01	AUTONOMY CORP ORD GBP0.003333	13,876.10	56,184.34-	42,388.26-	13,876.10	13,876.10		
22-AUG-01	(GBP/GBP)	20,038.48	81,287.52-	61,249.84- 61,211.58-I 37.46-C	20,208.83	20,208.83		162.35
S	2,100,000-							
24-AUG-01	AUTONOMY CORP ORD GBP0.003333	7,425.57	31,552.01-	24,126.44-	7,425.57	7,425.57		
30-AUG-01	(GBP/GBP)	10,740.34	45,649.45-	34,909.11- 34,906.14-I 2.97-C	10,762.62	10,762.62		22.28

KNI F540481
JOHN S AND JAMES L KNIGHT FDN
CAPITAL GUARDIAN

MULTICURRENCY TRANSACTION REPORT
FOR THE PERIOD 01 JANUARY 2001 THROUGH 31 DECEMBER 2001

RUN DATE: 19-FEB-02
PAGE: 302
G2570
BASE CURRENCY: USD

TRAN CODE/ EFFECTIVE/ SETTLE DTE	SHARES/PAR VALUE SECURITY DESCRIPTION (LOCAL CURR/SETTLE CURR)	(ORIGINAL SHARES/PAR VALUE) TRADE DATE LOCAL/BASE AMOUNT	INVESTMENT		CURRENCY			
			INVESTMENT LOCAL/BASE COST	INVESTMENT LOCAL/BASE GAIN/LOSS	SETTLE DATE LOCAL/BASE AMOUNT	CURRENCY LOCAL/BASE COST	CURRENCY GAIN/LOSS IN BASE CURRENCY	
S	2,100,000-							
13-NOV-01	AUTONOMY CORP ORD GBP0.003333	7,167.66	31,552.01-	24,384.35-	7,167.66	7,167.66		
16-NOV-01	(GBP/GBP)	10,343.65	45,649.45-	35,305.80- 35,279.28-I 26.52-C	10,243.30	10,132.65		118.65- 100.35-
S	2,000,000-							
14-NOV-01	AUTONOMY CORP ORD GBP0.003333	10,353.16	42,069.34-	31,716.18-	10,353.16	10,353.16		
19-NOV-01	(GBP/GBP)	14,935.47	60,863.93-	45,930.46- 45,886.98-I 43.48-C	14,643.51	14,576.10		67.41- 291.96-
S	2,900,000-							
15-NOV-01	AUTONOMY CORP ORD GBP0.003333	11,484.19	43,571.82-	32,887.63-	11,484.19	11,484.19		
20-NOV-01	(GBP/GBP)	16,443.86	63,039.71-	46,596.65- 46,424.38-I 172.27-C	16,277.69	16,234.77		42.92- 165.37-
S	1,800,000-							
16-NOV-01	AUTONOMY CORP ORD GBP0.003333	7,274.57	27,044.58-	19,770.01-	7,274.57	7,274.57		
21-NOV-01	(GBP/GBP)	10,596.09	39,128.09-	28,732.08- 28,603.24-I 128.78-C	10,281.15	10,283.79		2.64- 114.94-
S	600,000-							
19-NOV-01	AUTONOMY CORP ORD GBP0.003333	2,513.58	9,014.86-	6,501.28-	2,513.58	2,513.58		
22-NOV-01	(GBP/GBP)	3,555.21	13,042.70-	9,487.49- 9,486.05-I 81.44-C	3,551.94	3,553.35		1.41- 3.27-



Mellon TrustSM

Mellon Bank, N.A

MULTICURRENCY TRANSACTION REPORT FOR THE PERIOD 01 JANUARY 2001 THROUGH 31 DECEMBER 2001

RUN DATE 19-FEB-02 PAGE 303 G2570 BASE CURRENCY: USD

KNI F540481 JOHN S AND JAMES L KNIGHT FDM CAPITAL GUARDIAN

Table with columns: TRAN CODE/EFFECTIVE/SETTLE DTE, SHARES/PAR VALUE, SECURITY DESCRIPTION, (LOCAL CURR/SETTLE CURR), INVESTMENT LOCAL/BASE AMOUNT, INVESTMENT LOCAL/BASE COST, INVESTMENT LOCAL/BASE GAIN/LOSS, SETTLE DATE LOCAL/BASE AMOUNT, CURRENCY LOCAL/BASE COST, CURRENCY GAIN/LOSS IN BASE CURRENCY. Includes transactions for SEMA PLC, BAE SYSTEMS, POWERGEN, and ROYAL BANK OF SCOTLAND.

MULTICURRENCY TRANSACTION REPORT FOR THE PERIOD 01 JANUARY 2001 THROUGH 31 DECEMBER 2001

RUN DATE 19-FEB-02 PAGE 304 G2570 BASE CURRENCY: USD

KNI F540481 JOHN S AND JAMES L KNIGHT FDM CAPITAL GUARDIAN

Table with columns: TRAN CODE/EFFECTIVE/SETTLE DTE, SHARES/PAR VALUE, SECURITY DESCRIPTION, (LOCAL CURR/SETTLE CURR), INVESTMENT LOCAL/BASE AMOUNT, INVESTMENT LOCAL/BASE COST, INVESTMENT LOCAL/BASE GAIN/LOSS, SETTLE DATE LOCAL/BASE AMOUNT, CURRENCY LOCAL/BASE COST, CURRENCY GAIN/LOSS IN BASE CURRENCY. Includes transactions for LAPORTE, CADBURY SCHNEPPES, and ROYAL BANK OF SCOTLAND.



Mellon Bank, N.A

MULTICURRENCY TRANSACTION REPORT
FOR THE PERIOD 01 JANUARY 2001 THROUGH 31 DECEMBER 2001

RUN DATE: 19-FEB-01
PAGE: 30
62570
BASE CURRENCY: USD

KNI F540481
JOHN S AND JAMES L KNIGHT FDN
CAPITAL GUARDIAN

TRAN CODE/ EFFECTIVE/ SETTLE DTE	SHARES/PAR VALUE SECURITY DESCRIPTION (LOCAL CURR/SETTLE CURR)	(ORIGINAL SHARES/PAR VALUE) TRADE DATE LOCAL/BASE AMOUNT	INVESTMENT		SETTLE DATE LOCAL/BASE AMOUNT	CURRENCY	
			INVESTMENT LOCAL/BASE COST	INVESTMENT LOCAL/BASE GAIN/LOSS		CURRENCY LOCAL/BASE COST	CURRENCY GAIN/LOSS IN BASE CURRENCY
S 09-JAN-01	4,600,000- ROYAL BANK OF SCOTLAND GRP OR	75,798.76	33,813.98-	42,784.78	75,798.76	75,798.76	
16-JAN-01	25P (GBP/GBP)	112,932.57	52,857.81-	68,074.76 68,504.92 I 8,430.16-C	111,219.52	111,219.52	1,713.05
S 19-JAN-01	3,900,000- ROYAL BANK OF SCOTLAND GRP OR	65,356.05	27,431.74-	37,924.31	65,356.05	65,356.05	
26-JAN-01	25P (GBP/GBP)	95,949.22	44,025.20-	51,924.02 68,844.72 I 8,948.70-C	95,243.37	95,243.37	705.85
S 22-JAN-01	2,600,000- ROYAL BANK OF SCOTLAND GRP OR	44,922.94	19,694.58-	25,228.36	44,922.94	44,922.94	
29-JAN-01	25P (GBP/GBP)	65,809.86	31,607.84-	34,202.02 40,488.99 I 6,286.97-C	65,461.71	65,461.71	348.15
S 26-JAN-01	5,600,000- ROYAL BANK OF SCOTLAND GRP OR	91,533.12	39,389.17-	52,143.95	91,533.12	91,533.12	
02-FEB-01	25P (GBP/GBP)	133,391.22	63,215.67-	70,175.55 83,685.83 I 13,510.28-C	134,434.69	134,434.69	1,043.47
S 31-JAN-01	2,100,000- ROYAL BANK OF SCOTLAND GRP OR	34,480.35	14,753.85-	19,727.30	34,480.35	34,480.35	
07-FEB-01	25P (GBP/GBP)	50,379.24	23,669.67-	26,709.77 31,649.84 I 4,940.07-C	50,396.48	50,396.48	17.24

MULTICURRENCY TRANSACTION REPORT
FOR THE PERIOD 01 JANUARY 2001 THROUGH 31 DECEMBER 2001

RUN DATE: 19-FEB-01
PAGE: 30
62570
BASE CURRENCY: USD

KNI F540481
JOHN S AND JAMES L KNIGHT FDN
CAPITAL GUARDIAN

TRAN CODE/ EFFECTIVE/ SETTLE DTE	SHARES/PAR VALUE SECURITY DESCRIPTION (LOCAL CURR/SETTLE CURR)	(ORIGINAL SHARES/PAR VALUE) TRADE DATE LOCAL/BASE AMOUNT	INVESTMENT		SETTLE DATE LOCAL/BASE AMOUNT	CURRENCY	
			INVESTMENT LOCAL/BASE COST	INVESTMENT LOCAL/BASE GAIN/LOSS		CURRENCY LOCAL/BASE COST	CURRENCY GAIN/LOSS IN BASE CURRENCY
S 09-FEB-01	2,300,000- ROYAL BANK OF SCOTLAND GRP OR	36,598.26	15,942.29-	20,655.97	36,598.26	36,598.26	
14-FEB-01	25P (GBP/GBP)	52,954.02	25,501.25-	27,452.77 33,841.44 I 5,588.67-C	53,444.44	53,444.44	490.42
S 12-FEB-01	2,000,000- ROYAL BANK OF SCOTLAND GRP OR	32,029.83	13,183.08-	18,844.75	32,029.83	32,029.83	
15-FEB-01	25P (GBP/GBP)	46,526.53	21,302.80-	25,223.79 30,455.88 I 5,232.07-C	46,449.66	46,449.66	76.87
S 16-FEB-01	1,300,000- ROYAL BANK OF SCOTLAND GRP OR	21,332.03	8,545.03-	12,787.00	21,332.03	21,332.03	
21-FEB-01	25P (GBP/GBP)	30,967.71	13,838.68-	17,129.03 20,788.55 I 3,579.52-C	30,829.05	30,829.05	138.66
S 08-NOV-01	3,700,000- SHELL TRANS & TRDG ORD 25P RE	18,512.64	23,703.83-	5,191.19-	18,512.64	18,512.64	
13-NOV-01	(GBP/GBP)	26,941.44	32,538.25-	3,596.81- 7,125.95-I 1,529.14-C	26,715.59	26,715.59	225.85
S 08-NOV-01	14,900,000- SHELL TRANS & TRDG ORD 25P RE	75,974.79	92,064.02-	16,089.23-	75,974.79	75,974.79	
13-NOV-01	(GBP/GBP)	118,568.11	128,748.61-	18,182.50- 22,405.16-I 4,222.66-C	109,639.22	109,639.22	926.89



Mellon Bank N.A

MULTICURRENCY TRANSACTION REPORT
FOR THE PERIOD 01 JANUARY 2001 THROUGH 31 DECEMBER 2001

RUN DATE: 19-FEB-02
PAGE: 307
62570
BASE CURRENCY: USD

NY F540481
JOHN S AND JAMES L KNIGHT FDN
CAPITAL GUARDIAN

TRAN CODE/ EFFECTIVE/ TITLE DATE	SHARES/PAR VALUE SECURITY DESCRIPTION (LOCAL CURR/SETTLE CURR)	(ORIGINAL SHARES/PAR VALUE) TRADE DATE LOCAL/BASE AMOUNT	INVESTMENT		SETTLE DATE LOCAL/BASE AMOUNT	CURRENCY	
			INVESTMENT LOCAL/BASE COST	INVESTMENT LOCAL/BASE GAIN/LOSS		CURRENCY LOCAL/BASE COST	CURRENCY GAIN/LOSS IN BASE CURRENCY
9-NOV-01 4-NOV-01	SHELL TRANS & TRDG ORD 25P RE (GBP/GBP)	14,600 000- 74,779 10 189,020 45	86,030.63- 123,342.11-	11,251 53- 14,321.66- 16,131.31-I 1,809 65 C	74,779.10 107,876.33	74,779.10 107,876.33	1,144 12-S
2-NOV-01 5-NOV-01	SHELL TRANS & TRDG ORD 25P RE (GBP/GBP)	10,300 000- 52,262.75 76,136 37	50,543.06- 78,949.72-	1,719.69 2,813 35- 5,296 99 I 6,110.34-C	52,262.75 74,829 81	52,262.75 74,829.81	1,306.56-S
13-NOV-01 16-NOV-01	SHELL TRANS & TRDG ORD 25P RE (GBP/GBP)	14,800 000- 75,615.70 109,121 02	65,631 33- 108,087.12-	9,984 37 1,033 90 16,445 61 I 15,411.71-C	75,615.70 108,062.40	75,615.70 108,062.40	1,050.62-S
14-NOV-01 19-NOV-01	SHELL TRANS & TRDG ORD 25P RE (GBP/GBP)	9,300.000- 44,846 89 64,696.12	41,088.07- 67,782 99-	3,758 82 3,086.87- 6,200.92 I 9,287.79-C	44,846 89 63,431 44	44,846.89 63,431.44	1,264.68-S
5-NOV-01 30-NOV-01	SHELL TRANS & TRDG ORD 25P RE (GBP/GBP)	17,600 000- 80,706 48 115,555 54	78,605 82- 128,224.11-	2,100 66 12,668 57- 3,571 77 I 16,240.34-C	80,706 48 114,393.36	80,706.48 114,393.66	9 78-T 1,162.18-S

MULTICURRENCY TRANSACTION REPORT
FOR THE PERIOD 01 JANUARY 2001 THROUGH 31 DECEMBER 2001

RUN DATE: 19-FEB-02
PAGE: 308
62570
BASE CURRENCY: USD

NY F540481
JOHN S AND JAMES L KNIGHT FDN
CAPITAL GUARDIAN

TRAN CODE/ EFFECTIVE/ TITLE DATE	SHARES/PAR VALUE SECURITY DESCRIPTION (LOCAL CURR/SETTLE CURR)	(ORIGINAL SHARES/PAR VALUE) TRADE DATE LOCAL/BASE AMOUNT	INVESTMENT		SETTLE DATE LOCAL/BASE AMOUNT	CURRENCY	
			INVESTMENT LOCAL/BASE COST	INVESTMENT LOCAL/BASE GAIN/LOSS		CURRENCY LOCAL/BASE COST	CURRENCY GAIN/LOSS IN BASE CURRENCY
5-JAN-01 2-JAN-01	INVENSYS ORD 25P (GBP/GBP)	18,700.000- 29,925.28 44,655 00	49,979 17- 74,923 76-	20,053.89- 30,068.76- 30,062.78-I 5.98-C	29,925.28 44,184.68	29,925.28 44,184.68	470.32-S
4-JAN-01 5-JAN-01	INVENSYS ORD 25P (GBP/GBP)	18,700.000- 35,028.33 51,696.56	39,738 77- 64,674.45-	4,710.44- 12,977 89- 7,413.48-I 5,564.41-C	35,028.33 51,129.10	35,028.33 51,129.10	567.46-S
8-JUN-01 3-JUN-01	INVENSYS ORD 25P (GBP/GBP)	52,500 000- 76,176 00 105,100 05	105,630 64- 175,632 06-	29,454.64- 70,532.03- 48,974.22-I 21,557.81-C	76,176.00 105,694 20	76,176.00 105,694.19	.01-T 594.17 S
5-JUN-01 0-JUN-01	INVENSYS ORD 25P (GBP/GBP)	13,600 000- 19,074.41 26,769.03	17,456.06- 27,568.83-	1,618.35 799 80- 2,383.41 I 3,183.21-C	19,074.41 26,612.62	19,074.41 26,612.63	.01 T 156.41-S
2-JUN-01 7-JUN-01	INVENSYS ORD 25P (GBP/GBP)	12,600.000- 17,617 99 24,864.27	13,780.94- 21,420.40-	3,837.05 3,443.87 5,964.12 I 2,520.25-C	17,617 99 24,903 03	17,617.99 24,903.03	38.76 S



Mellon TrustSM

Mellon Bank, N.A.

NY F540481
JOHN S AND JAMES L KNIGHT FDN
CAPITAL GUARDIAN

MULTICURRENCY TRANSACTION REPORT FOR THE PERIOD 01 JANUARY 2001 THROUGH 31 DECEMBER 2001

RUN DATE: 19-FEB-02
PAGE: 304
62570
BASE CURRENCY: USD

TRAN CODE/ EFFECTIVE/ SETTLE DTE	SHARES/PAR VALUE SECURITY DESCRIPTION (LOCAL CURR/SETTLE CURR)	INVESTMENT		CURRENCY		
		(ORIGINAL SHARES/PAR VALUE) TRADE DATE LOCAL/BASE AMOUNT	INVESTMENT LOCAL/BASE COST	INVESTMENT LOCAL/BASE GAIN/LOSS	SETTLE DATE LOCAL/BASE AMOUNT	CURRENCY LOCAL/BASE COST
S	111,552.000-					
16-NOV-01	INVEN SYS ORD 25P	117,322.13	118,034.70-	712.57-	117,322.13	
21-NOV-01	(GBP/GBP)	167,665.06	183,467.16-	15,802.18- 1,106.42-I 14,695.66-C	165,811.37	165,858.69
						47.12
S	4,200.000-					1,853.69-
20-APR-01	SMITHS GROUP ORD GBP0.25	33,735.57	37,836.12-	4,100.55-	33,735.57	
25-APR-01	(GBP/GBP)	48,629.82	62,846.13-	14,216.31- 6,764.95-I 7,451.36-C	48,572.67	48,572.67
						57.35-
S	34,700.000-					
17-AUG-01	DIMENSION DATA HLDG COM STK	39,006.41	228,427.11-	189,420.70-	39,006.41	
22-AUG-01	USDD 01	54,329.16	323,593.95-	267,264.79- 268,314.87-I 1,050.08-C	56,785.53	56,785.53
	(GBP/GBP)					456.37
S	29,700.000-					
24-AUG-01	DIMENSION DATA HLDG COM STK	33,795.10	150,273.51-	116,478.41-	33,795.10	
30-AUG-01	USDD 01	48,881.23	218,599.04-	149,717.01- 169,448.77-I 269.04-C	48,982.62	48,982.62
	(GBP/GBP)					101.39
S	19,700.000-					
31-AUG-01	DIMENSION DATA HLDG COM STK	22,990.57	95,142.32-	72,151.75-	22,990.57	
05-SEP-01	USDD 01	33,347.82	138,283.73-	104,855.91- 104,807.43-I 48.28-C	33,598.40	33,598.40
	(GBP/GBP)					50.58

NY F540481
JOHN S AND JAMES L KNIGHT FDN
CAPITAL GUARDIAN

MULTICURRENCY TRANSACTION REPORT FOR THE PERIOD 01 JANUARY 2001 THROUGH 31 DECEMBER 2001

RUN DATE: 19-FEB-02
PAGE: 310
62570
BASE CURRENCY: USD

TRAN CODE/ EFFECTIVE/ SETTLE DTE	SHARES/PAR VALUE SECURITY DESCRIPTION (LOCAL CURR/SETTLE CURR)	INVESTMENT		CURRENCY		
		(ORIGINAL SHARES/PAR VALUE) TRADE DATE LOCAL/BASE AMOUNT	INVESTMENT LOCAL/BASE COST	INVESTMENT LOCAL/BASE GAIN/LOSS	SETTLE DATE LOCAL/BASE AMOUNT	CURRENCY LOCAL/BASE COST
S	8,600.000-					
07-SEP-01	DIMENSION DATA HLDG COM STK	9,421.77	41,534.21-	32,112.44-	9,421.77	
12-SEP-01	USDD 01	13,773.69	60,532.59-	46,558.90- 46,646.53-I 87.63-C	13,786.60	13,786.60
	(GBP/GBP)					13.19
S	8,200.000-					
12-SEP-01	DIMENSION DATA HLDG COM STK	8,269.58	39,402.36-	31,332.80-	8,269.58	
17-SEP-01	USDD 01	12,100.88	57,526.43-	45,425.55- 45,514.04-I 88.49-C	12,122.58	12,122.58
	(GBP/GBP)					21.50
S	7,000.000-					
17-SEP-01	DIMENSION DATA HLDG COM STK	6,006.78	33,806.92-	27,800.14-	6,006.78	
20-SEP-01	USDD 01	8,805.54	49,107.92-	40,302.58- 40,382.47-I 79.89-C	8,804.14	8,804.14
	(GBP/GBP)					1.20-
S	1,900.000-					
18-SEP-01	DIMENSION DATA HLDG COM STK	1,625.86	9,176.16-	7,550.30-	1,625.86	
21-SEP-01	USDD 01	2,377.33	13,329.30-	10,951.97- 10,967.57-I 15.60-C	2,369.53	2,369.53
	(GBP/GBP)					7.80-
S	200.000-					
19-SEP-01	DIMENSION DATA HLDG COM STK	173.74	965.91-	792.17-	173.74	
24-SEP-01	USDD 01	255.07	1,405.08-	1,148.01- 1,150.71-I 2.70-C	254.46	254.46
	(GBP/GBP)					-61-



Mellon Bank, N.A

MULTICURRENCY TRANSACTION REPORT
FOR THE PERIOD 01 JANUARY 2001 THROUGH 31 DECEMBER 2001

RUN DATE 19-FEB-02
PAGE 311
G2570
BASE CURRENCY: USD

(KNI F540481
JOHN S AND JAMES L KNIGHT FDN
CAPITAL GUARDIAN

TRAN CODE/ EFFECTIVE/ SETTLE DTE	SHARES/PAR VALUE SECURITY DESCRIPTION (LOCAL CURR/SETTLE CURR)	(ORIGINAL SHARES/PAR VALUE) TRADE DATE LOCAL/BASE AMOUNT	INVESTMENT		SETTLE DATE LOCAL/BASE AMOUNT	CURRENCY	
			INVESTMENT LOCAL/BASE COST	INVESTMENT LOCAL/BASE GAIN/LOSS		CURRENCY LOCAL/BASE COST	CURRENCY GAIN/LOSS IN BASE CURRENCY
\$	500,000-						
26-SEP-01	DIMENSION DATA HLDG COM STK	354 47	2,414 78-	2,060 31-	354 47	354.47	
01-OCT-01	USDO 01	522 01	3,507 71-	2,984 99-	524 05	524.05	
	(GBP/GBP)			2,992 81-I 7 91 C			1.24 S
\$	18,100,000-						
05-JAN-01	LLOYDS TSB GROUP ORD 25P	138,074 52	155,390 62-	17,316 10-	138,074 52	138,074.52	
12-JAN-01	(GBP/GBP)	204,959 90	251,503 27-	44,543 37-	203,867 03	203,867.03	
				28,024 01-I 16,519.36-C			3,092.87-S
\$	9,800,000-						
08-JAN-01	LLOYDS TSB GROUP ORD 25P	73,262 29	83,212 96-	9,950 67-	73,262 29	73,262.29	
15-JAN-01	(GBP/GBP)	109,655 33	134,863 24-	25,207 91-	108,387 89	108,387.89	
				16,127 05-I 9,080.86-C			1,267 44-S
\$	8,700,000-						
09-JAN-01	LLOYDS TSB GROUP ORD 25P	63,931 36	72,604 19-	8,672 03-	63,931 36	63,931.36	
16-JAN-01	(GBP/GBP)	95,251 33	117,731 45-	22,400 10-	93,806 48	93,806.48	
				14,063 03-I 8,417 05-C			1,444.85-S
\$	2,900,000-						
10-JAN-01	LLOYDS TSB GROUP ORD 25P	21,085 58	23,993 76-	2,908 10-	21,085 58	21,085.58	
17-JAN-01	(GBP/GBP)	31,449 14	39,021 05-	7,571 91-	31,053 79	31,053.79	
				4,729 67-I 2,842.34-C			395.35-S

MULTICURRENCY TRANSACTION REPORT
FOR THE PERIOD 01 JANUARY 2001 THROUGH 31 DECEMBER 2001

RUN DATE 19-FEB-02
PAGE 312
G2570
BASE CURRENCY: USD

(KNI F540481
JOHN S AND JAMES L KNIGHT FDN
CAPITAL GUARDIAN

TRAN CODE/ EFFECTIVE/ SETTLE DTE	SHARES/PAR VALUE SECURITY DESCRIPTION (LOCAL CURR/SETTLE CURR)	(ORIGINAL SHARES/PAR VALUE) TRADE DATE LOCAL/BASE AMOUNT	INVESTMENT		SETTLE DATE LOCAL/BASE AMOUNT	CURRENCY	
			INVESTMENT LOCAL/BASE COST	INVESTMENT LOCAL/BASE GAIN/LOSS		CURRENCY LOCAL/BASE COST	CURRENCY GAIN/LOSS IN BASE CURRENCY
\$	1,900,000-						
10-JAN-01	LLOYDS TSB GROUP ORD 25P	13,886 89	15,719 99-	1,833 10-	13,886 89	13,886.89	
17-JAN-01	(GBP/GBP)	20,712 38	25,565 42-	4,853 12-	20,451 92	20,451.92	
				2,981 17-I 1,871.95-C			260.38-S
\$	4,900,000-						
11-JAN-01	LLOYDS TSB GROUP ORD 25P	50,407 19	54,823 38-	4,416 19-	50,407 19	50,407.19	
18-JAN-01	(GBP/GBP)	75,454 52	90,439 04-	14,984 54-	74,393 45	74,393.45	
				7,269 02-I 7,715.52-C			1,061.07-S
\$	3,200,000-						
12-JAN-01	LLOYDS TSB GROUP ORD 25P	23,276 78	25,081 93-	1,805 15-	23,276 78	23,276.78	
19-JAN-01	(GBP/GBP)	34,368 17	41,578 31-	7,210 14-	34,172 64	34,172.64	
				2,992 39-I 4,217.75-C			195.53-S
\$	2,100,000-						
15-JAN-01	LLOYDS TSB GROUP ORD 25P	15,314 72	16,460 00-	1,145 28-	15,314 72	15,314.72	
22-JAN-01	(GBP/GBP)	22,657 36	27,285 76-	4,628 40-	22,435 30	22,435.30	
				1,898 54-I 2,729.86-C			222.86-S
\$	1,900,000-						
16-JAN-01	LLOYDS TSB GROUP ORD 25P	13,848 94	14,892 38-	1,043 44-	13,848 94	13,848.94	
23-JAN-01	(GBP/GBP)	20,320 55	24,687 09-	4,366 54-	20,304 95	20,304.95	
				1,729 70-I 2,636.84-C			64.40 S

MULTICURRENCY TRANSACTION REPORT
FOR THE PERIOD 01 JANUARY 2001 THROUGH 31 DECEMBER 2001

RUN DATE: 19-FEB-0
PAGE: 31
02570
BASE CURRENCY: USD

MI F540481
OMN S AND JAMES L KNIGHT FDN
CAPITAL GUARDIAN

TRAN CODE/ EFFECTIVE/ SETTLE DTE	(ORIGINAL SHARES/PAR VALUE) SHARES/PAR VALUE SECURITY DESCRIPTION (LOCAL CURR/SETTLE CURR)	TRADE DATE LOCAL/BASE AMOUNT	INVESTMENT		SETTLE DATE LOCAL/BASE AMOUNT	CURRENCY	
			INVESTMENT LOCAL/BASE COST	INVESTMENT LOCAL/BASE GAIN/LOSS		CURRENCY LOCAL/BASE COST	CURRENCY GAIN/LOSS IN BASE CURRENCY
17-JAN-01	LLOYDS TSB GROUP ORD 25P	35,799.27	38,496.66-	2,607.39-	35,799.27	35,799.27	
24-JAN-01	(GBP/GBP)	52,723.37	63,646.72-	10,943.35- 4,322.27-I 6,621.08-C	52,306.31	52,306.31	417.06
S	4,500.000-						
18-JAN-01	LLOYDS TSB GROUP ORD 25P	31,484.35	33,703.88-	2,219.45-	31,484.35	31,484.35	
25-JAN-01	(GBP/GBP)	46,466.18	55,870.79-	9,484.61- 3,679.18-I 5,725.43-C	45,954.13	45,954.13	510.05
S	500.000-						
23-JAN-01	LLOYDS TSB GROUP ORD 25P	3,644.53	3,919.85-	274.52-	3,644.53	3,644.53	
30-JAN-01	(GBP/GBP)	5,364.57	6,496.60-	1,132.03- 455.06-I 676.97-C	5,323.20	5,323.20	41.57
S	2,000.000-						
24-JAN-01	LLOYDS TSB GROUP ORD 25P	14,567.86	15,722.75-	1,154.89-	14,567.86	14,567.86	
31-JAN-01	(GBP/GBP)	21,285.10	25,931.60-	4,646.50- 1,902.75-I 2,743.75-C	21,285.10	21,285.10	
S	8,600.000-						
24-JAN-01	LLOYDS TSB GROUP ORD 25P	62,838.43	68,507.25-	5,668.82-	62,838.43	62,838.43	
31-JAN-01	(GBP/GBP)	91,813.23	110,117.04-	18,303.81- 9,104.81-I 9,199.00-C	91,813.23	91,813.23	

MULTICURRENCY TRANSACTION REPORT
FOR THE PERIOD 01 JANUARY 2001 THROUGH 31 DECEMBER 2001

RUN DATE: 19-FEB-0
PAGE: 31
02570
BASE CURRENCY: USD

MI F540481
JOHN S AND JAMES L KNIGHT FDN
CAPITAL GUARDIAN

TRAN CODE/ EFFECTIVE/ SETTLE DTE	(ORIGINAL SHARES/PAR VALUE) SHARES/PAR VALUE SECURITY DESCRIPTION (LOCAL CURR/SETTLE CURR)	TRADE DATE LOCAL/BASE AMOUNT	INVESTMENT		SETTLE DATE LOCAL/BASE AMOUNT	CURRENCY	
			INVESTMENT LOCAL/BASE COST	INVESTMENT LOCAL/BASE GAIN/LOSS		CURRENCY LOCAL/BASE COST	CURRENCY GAIN/LOSS IN BASE CURRENCY
S	5,400.000-						
25-JAN-01	LLOYDS TSB GROUP ORD 25P	24,700.36	26,439.97-	1,739.61-	24,700.36	24,700.36	
01-FEB-01	(GBP/GBP)	36,053.88	43,386.20-	7,332.32- 2,854.51-I 4,477.81-C	34,519.48	34,519.48	465.60
S	2,400.000-						
26-JAN-01	LLOYDS TSB GROUP ORD 25P	17,493.47	18,574.99-	1,081.52-	17,493.47	17,493.47	
02-FEB-01	(GBP/GBP)	25,493.23	30,553.45-	5,060.22- 1,778.43-I 3,281.79-C	25,692.66	25,692.66	199.43
S	2,500.000-						
26-JAN-01	LLOYDS TSB GROUP ORD 25P	18,199.16	18,430.32-	231.16-	18,199.16	18,199.16	
02-FEB-01	(GBP/GBP)	26,521.64	30,820.11-	4,298.47- 386.56-I 3,911.91-C	26,729.11	26,729.11	207.47
S	9,000.000-						
29-JAN-01	LLOYDS TSB GROUP ORD 25P	66,010.09	68,215.93-	2,205.84-	66,010.09	66,010.09	
05-FEB-01	(GBP/GBP)	96,189.90	112,486.76-	16,296.86- 3,590.79-I 12,706.07-C	97,384.69	97,384.69	1,194.79
S	3,800.000-						
30-JAN-01	LLOYDS TSB GROUP ORD 25P	27,841.56	28,245.70-	404.14-	27,841.56	27,841.56	
06-FEB-01	(GBP/GBP)	40,665.38	46,831.36-	6,165.98- 670.05-I 5,495.93-C	40,651.46	40,651.46	13.92



Mellon Bank, N.A.

NY F540481
JOHN S AND JAMES L KNIGHT FDN
CAPITAL GUARDIAN

MULTICURRENCY TRANSACTION REPORT
FOR THE PERIOD 01 JANUARY 2001 THROUGH 31 DECEMBER 2001

RUN DATE: 19-FEB-02
PAGE: 315
62570
BASE CURRENCY: USD

TRAN CODE/ EFFECTIVE/ SETTLE DTE	SHARES/PAR VALUE SECURITY DESCRIPTION (LOCAL CURR/SETTLE CURR)	(ORIGINAL SHARES/PAR VALUE) TRADE DATE LOCAL/BASE AMOUNT	INVESTMENT		SETTLE DATE LOCAL/BASE AMOUNT	CURRENCY	
			INVESTMENT LOCAL/BASE COST	INVESTMENT LOCAL/BASE GAIN/LOSS		CURRENCY LOCAL/BASE COST	CURRENCY GAIN/LOSS IN BASE CURRENCY
5 13-FEB-01 16-FEB-01	4,700 000- LLOYDS TSB GROUP ORD 25P (GBP/GBP)	33,482.54 48,613.30	34,935 46- 57,923 00-	1,452.92- 9,309 70- 2,408.95-I 6,900 75-C	33,482 54 48,606 60	33,482 54 48,606.60	
5 14-FEB-01 19-FEB-01	4,300 000- LLOYDS TSB GROUP ORD 25P (GBP/GBP)	30,199.72 44,100.65	31,980 35- 52,890 10-	1,780.63- 8,789.45- 2,944 33-I 5,845.12-C	30,199 72 43,665.78	30,199.72 43,665.78	6.78-S
5 11-APR-01 18-APR-01	1,900 000- LLOYDS TSB GROUP ORD 25P (GBP/GBP)	13,811.00 19,884.97	14,191.69- 23,023.17-	380 69- 3,218 20- 617 59-I 2,600 61-C	13,811 00 19,637.86	13,811.00 19,637.86	434.87-S
5 12-APR-01 19-APR-01	2,900 000- LLOYDS TSB GROUP ORD 25P (GBP/GBP)	20,531 07 29,572 95	21,660 99- 35,140 63-	1,129.92- 5,567 68- 1,835 08-I 3,734.60-C	20,531 07 29,496.99	20,531 07 29,496.99	167 11-S
5 20-APR-01 25-APR-01	8,000 000- LLOYDS TSB GROUP ORD 25P (GBP/GBP)	56,415 00 81,322 22	59,754 47- 96,939.67-	3,339 47- 15,617.45- 5,417.62-I 10,199.83-C	56,415 00 81,226.32	56,415.00 81,226.32	75.96-S 95 90-S

NY F540481
JOHN S AND JAMES L KNIGHT FDN
CAPITAL GUARDIAN

MULTICURRENCY TRANSACTION REPORT
FOR THE PERIOD 01 JANUARY 2001 THROUGH 31 DECEMBER 2001

RUN DATE: 19-FEB-02
PAGE: 316
62570
BASE CURRENCY: USD

TRAN CODE/ EFFECTIVE/ SETTLE DTE	SHARES/PAR VALUE SECURITY DESCRIPTION (LOCAL CURR/SETTLE CURR)	(ORIGINAL SHARES/PAR VALUE) TRADE DATE LOCAL/BASE AMOUNT	INVESTMENT		SETTLE DATE LOCAL/BASE AMOUNT	CURRENCY	
			INVESTMENT LOCAL/BASE COST	INVESTMENT LOCAL/BASE GAIN/LOSS		CURRENCY LOCAL/BASE COST	CURRENCY GAIN/LOSS IN BASE CURRENCY
5 15-APR-01 10-APR-01	4,700 000- LLOYDS TSB GROUP ORD 25P (GBP/GBP)	33,209.88 47,815.59	33,936.25- 55,320.83-	726.37- 7,505.24- 1,175.94-I 6,329.30-C	33,209 88 47,516 70	33,209.88 47,516.70	298.89-S
5 14-MAY-01 8-MAY-01	18,000 000- LLOYDS TSB GROUP ORD 25P (GBP/GBP)	132,234.38 190,073.58	127,285 99- 198,450.32-	4,948.31 8,376 77- 7,896 79 I 16,273.53-C	132,234 38 188,142.96	132,234 38 188,142.96	1,930.62-S
5 8-MAY-01 13-MAY-01	12,700 000- LLOYDS TSB GROUP ORD 25P (GBP/GBP)	93,047.49 135,020 69	87,886.54- 132,703 22-	5,160.95 317.47 7,963.00 I 7,645.53-C	93,047.49 132,564.76	93,047.49 132,564.76	455.93-S
5 12-MAY-01 15-MAY-01	5,800 000- LLOYDS TSB GROUP ORD 25P (GBP/GBP)	42,070.65 60,885.30	39,241 17- 59,473 27-	2,829.48 612 03 4,290.66 I 3,678.63-C	42,070.65 59,769.77	42,070.65 59,769.77	315.53-S
5 4-SEP-01 9-SEP-01	2,780 000- LLOYDS TSB GROUP ORD 25P (GBP/GBP)	17,869.05 26,251 42	18,241.73- 27,670.87-	372.60- 1,419.45- 565.31-I 854.14-C	17,869 05 26,233.55	17,869.05 26,233.55	17.87-S



Mellon Bank, N.A

NI F540481
JOHN S AND JAMES L KNIGHT FDN
CAPITAL GUARDIAN

MULTICURRENCY TRANSACTION REPORT
FOR THE PERIOD 01 JANUARY 2001 THROUGH 31 DECEMBER 2001

RUN DATE: 19-FEB-02
PAGE: 317
BASE CURRENCY: USD

TRAN CODE/ EFFECTIVE/ SETTLE DTE	SHARES/PAR VALUE SECURITY DESCRIPTION (LOCAL CURR/SETTLE CURR)	(ORIGINAL SHARES/PAR VALUE) TRADE DATE LOCAL/BASE AMOUNT	INVESTMENT		SETTLE DATE LOCAL/BASE AMOUNT	CURRENCY	
			INVESTMENT LOCAL/BASE COST	INVESTMENT LOCAL/BASE GAIN/LOSS		CURRENCY LOCAL/BASE COST	CURRENCY GAIN/LOSS IN BASE CURRENCY
14-SEP-01	LLOYDS TSB GROUP ORD 25P	1,000.000-	6,544.47	6,756.19-	211.72-	6,544.47	
19-SEP-01	(GBP/GBP)		9,614.48	10,248.47-	633.99-	9,607.94	
					321.16-I		6.54-
					312.83-C		
17-SEP-01	LLOYDS TSB GROUP ORD 25P	3,608.000-	23,329.78	24,322.30-	992.52-	23,329.78	
20-SEP-01	(GBP/GBP)		34,199.12	36,894.50-	2,695.38-	34,194.46	
					1,505.56-I		4.66-
					1,189.82-C		
17-SEP-01	LLOYDS TSB GROUP ORD 25P	900.000-	5,832.51	6,080.58-	248.07-	5,832.51	
20-SEP-01	(GBP/GBP)		8,549.80	9,223.62-	673.74-	8,548.71	
					376.29-I		1.17-
					297.45-C		
18-SEP-01	LLOYDS TSB GROUP ORD 25P	6,900.000-	45,896.53	45,931.86-	35.33-	45,896.53	
21-SEP-01	(GBP/GBP)		67,109.91	70,709.12-	3,599.21-	66,889.60	
					5.72-I		220.31-
					3,593.49-C		
18-SEP-01	LLOYDS TSB GROUP ORD 25P	1,700.000-	11,307.65	10,808.02-	499.63	11,307.65	
21-SEP-01	(GBP/GBP)		16,534.05	17,417.12-	883.07-	16,479.77	
					805.16 I		54.28-
					1,688.23-C		

NI F540481
JOHN S AND JAMES L KNIGHT FDN
CAPITAL GUARDIAN

MULTICURRENCY TRANSACTION REPORT
FOR THE PERIOD 01 JANUARY 2001 THROUGH 31 DECEMBER 2001

RUN DATE: 19-FEB-02
PAGE: 318
BASE CURRENCY: USD

TRAN CODE/ EFFECTIVE/ SETTLE DTE	SHARES/PAR VALUE SECURITY DESCRIPTION (LOCAL CURR/SETTLE CURR)	(ORIGINAL SHARES/PAR VALUE) TRADE DATE LOCAL/BASE AMOUNT	INVESTMENT		SETTLE DATE LOCAL/BASE AMOUNT	CURRENCY	
			INVESTMENT LOCAL/BASE COST	INVESTMENT LOCAL/BASE GAIN/LOSS		CURRENCY LOCAL/BASE COST	CURRENCY GAIN/LOSS IN BASE CURRENCY
19-SEP-01	LLOYDS TSB GROUP ORD 25P	2,300.000-	14,757.15	14,622.44-	134.71	14,757.15	
24-SEP-01	(GBP/GBP)		21,664.97	23,548.87-	1,843.90-	21,613.32	
					216.95 I		51.65-
					2,100.85-C		
19-SEP-01	LLOYDS TSB GROUP ORD 25P	600.000-	3,849.76	3,813.75-	36.01	3,849.76	
24-SEP-01	(GBP/GBP)		5,651.83	6,070.54-	418.71-	5,638.36	
					57.32 I		13.47-
					476.03-C		
20-SEP-01	LLOYDS TSB GROUP ORD 25P	6,200.000-	38,754.15	39,128.35-	374.20-	38,754.15	
25-SEP-01	(GBP/GBP)		56,801.96	62,412.45-	5,618.49-	56,956.97	
					596.25-I		155.01
					5,014.24-C		
20-SEP-01	LLOYDS TSB GROUP ORD 25P	600.000-	2,500.28	2,455.01-	45.27	2,500.28	
25-SEP-01	(GBP/GBP)		3,664.66	3,909.12-	244.46-	3,674.66	
					72.88 I		10.00
					316.54-C		
20-SEP-01	LLOYDS TSB GROUP ORD 25P	1,700.000-	10,625.96	10,433.81-	192.15	10,625.96	
25-SEP-01	(GBP/GBP)		15,574.47	16,615.75-	1,039.28-	15,616.97	
					305.96 I		42.50
					1,345.24-C		



Mellon TrustSM

Mellon Bank, N.A.

NY F540481
JOHN S AND JAMES L KNIGHT FDN
CAPITAL GUARDIAN

MULTICURRENCY TRANSACTION REPORT FOR THE PERIOD 01 JANUARY 2001 THROUGH 31 DECEMBER 2001

RUN DATE 19-FEB-02
PAGE 319
BASE CURRENCY USD

TRAN CODE/ EFFECTIVE/ SETTLE DTE	SHARES/PAR VALUE SECURITY DESCRIPTION (LOCAL CURR/SETTLE CURR)	(ORIGINAL SHARES/PAR VALUE) TRADE DATE LOCAL/BASE AMOUNT	INVESTMENT		CURRENCY			
			INVESTMENT LOCAL/BASE COST	INVESTMENT LOCAL/BASE GAIN/LOSS	SETTLE DATE LOCAL/BASE AMOUNT	CURRENCY LOCAL/BASE COST	CURRENCY GAIN/LOSS IN BASE CURRENCY	
1-SEP-01	LLOYDS TSB GROUP ORD 25P	3,600 000-	21,499 41	22,087 18-	587 77-	21,499 41	21,499.41	
6-SEP-01	(GBP/GBP)		31,333 24	35,143 73-	3,810 49- 935 23-I 2,875.26-C	31,709.48	31,709.48	376 24 S
1-SEP-01	LLOYDS TSB GROUP ORD 25P	1,400 000-	8,259 07	8,586 45-	327 38-	8,259.07	8,259.07	
6-SEP-01	(GBP/GBP)		12,036 77	13,652 45-	1,615.68- 520 53-I 1,095 15-C	12,181.30	12,181.30	144 53 S
1-SEP-01	LLOYDS TSB GROUP ORD 25P	5,200 000-	30,676 31	31,892 51-	1,216 20-	30,676.31	30,676.31	
6-SEP-01	(GBP/GBP)		44,787 65	50,789 09-	6,881 44- 1,933 75-I 4,067 69-C	45,244 49	45,244.49	536 84 S
1-SEP-01	LLOYDS TSB GROUP ORD 25P	6,200 000-	25,718 88	25,906 58-	187 70-	25,718.88	25,718.88	
26-SEP-01	(GBP/GBP)		37,667 87	40,685 79-	3,817 92- 286 84-I 2,731.86-C	37,953.35	37,953.35	285 48 S
1-SEP-01	LLOYDS TSB GROUP ORD 25P	3,600 000-	22,044 72	22,598.64-	553 92-	22,044 72	22,044.72	
24-SEP-01	(GBP/GBP)		32,286 70	34,148 88-	1,862 10- 837 03-I 1,025 07-C	32,532.39	32,532.39	244 69 S

NY F540481
JOHN S AND JAMES L KNIGHT FDN
CAPITAL GUARDIAN

MULTICURRENCY TRANSACTION REPORT FOR THE PERIOD 01 JANUARY 2001 THROUGH 31 DECEMBER 2001

RUN DATE 19-FEB-02
PAGE 320
BASE CURRENCY USD

TRAN CODE/ EFFECTIVE/ SETTLE DTE	SHARES/PAR VALUE SECURITY DESCRIPTION (LOCAL CURR/SETTLE CURR)	(ORIGINAL SHARES/PAR VALUE) TRADE DATE LOCAL/BASE AMOUNT	INVESTMENT		CURRENCY			
			INVESTMENT LOCAL/BASE COST	INVESTMENT LOCAL/BASE GAIN/LOSS	SETTLE DATE LOCAL/BASE AMOUNT	CURRENCY LOCAL/BASE COST	CURRENCY GAIN/LOSS IN BASE CURRENCY	
1-SEP-01	LLOYDS TSB GROUP ORD 25P	5,800 000-	36,451 36	36,408 91-	42 45	36,451.36	36,451.36	
28-SEP-01	(GBP/GBP)		53,572 56	55,017 51-	1,444.95- 64 14 I 1,509 09-C	53,572.56	53,572.56	
1-SEP-01	LLOYDS TSB GROUP ORD 25P	4,988 000-	30,795 07	30,759 26-	35 81	30,795 07	30,795.07	
28-SEP-01	(GBP/GBP)		45,259 51	46,480.31-	1,220 80- 54 11 I 1,274.91-C	45,259.51	45,259.51	
1-SEP-01	LLOYDS TSB GROUP ORD 25P	6,800 000-	43,024 00	42,488 61-	535 39	43,024.00	43,024.00	
01-OCT-01	(GBP/GBP)		63,456 19	64,124 04-	667 04- 887 57 I 1,475.51-C	63,606.68	63,606.68	150 58 S
1-SEP-01	LLOYDS TSB GROUP ORD 25P	6,500 000-	41,125 87	38,378 44-	2,747 43	41,125 87	41,125.87	
01-OCT-01	(GBP/GBP)		60,656.55	60,722 06-	65 51- 4,391 04 I 4,456.55-C	60,800.49	60,800.49	143.94 S
1-SEP-01	HROS ORD GBPO 25	1,800 000-	13,958 66	12,756 86-	1,201 80	13,958 66	13,958.66	
24-SEP-01	(GBP/GBP)		20,492 71	20,444.78-	47 93 1,926.07 I 1,878 14-C	20,443.85	20,443.84	01-T 48 84-S



Mellon Bank, N.A

MULTICURRENCY TRANSACTION REPORT
FOR THE PERIOD 01 JANUARY 2001 THROUGH 31 DECEMBER 2001

RUN DATE- 19-FEB-0
PAGE 32
02570
BASE CURRENCY: USD

KNI F540481
JOHN S AND JAMES L KNIGHT FDN
CAPITAL GUARDIAN

TRAN CODE/ EFFECTIVE/ SETTLE DTE	SHARES/PAR VALUE SECURITY DESCRIPTION (LOCAL CURR/SETTLE CURR)	INVESTMENT		CURRENCY		
		(ORIGINAL SHARES/PAR VALUE) TRADE DATE LOCAL/BASE AMOUNT	INVESTMENT LOCAL/BASE COST	INVESTMENT LOCAL/BASE GAIN/LOSS	SETTLE DATE LOCAL/BASE AMOUNT	CURRENCY LOCAL/BASE COST
S	2,000.000-					
26-SEP-01	HBOS ORD GBP0.25	14,927.32	14,174.29-	753.03	14,927.32	14,927.32
01-OCT-01	(GBP/GBP)	22,014.30	22,716.42-	700.12-	22,068.55	22,068.55
				1,206.85 I		
				1,906.97-C		52.25
S	13,400.000-					
04-OCT-01	HBOS ORD GBP0.25	100,370.41	93,553.99-	6,816.42	100,370.41	100,370.41
09-OCT-01	(GBP/GBP)	148,237.06	150,691.61-	2,454.55-	147,203.24	147,203.24
				10,998.75 I		
				13,453.28-C		1,033.82
S	8,300.000-					
05-OCT-01	HBOS ORD GBP0.25	63,834.60	56,609.34-	7,225.26	63,834.60	63,834.60
10-OCT-01	(GBP/GBP)	94,513.51	91,910.95-	2,602.58	92,585.70	92,585.70
				11,730.93 I		
				9,128.35-C		1,927.81
S	3,600.000-					
09-OCT-01	HBOS ORD GBP0.25	27,382.33	24,553.45-	2,828.88	27,382.33	27,382.33
12-OCT-01	(GBP/GBP)	40,154.93	39,864.98-	293.95	39,718.07	39,718.07
				4,592.97 I		
				4,299.02-C		440.86
S	2,900.000-					
10-OCT-01	HBOS ORD GBP0.25	22,453.20	19,779.17-	2,674.03	22,453.20	22,453.20
15-OCT-01	(GBP/GBP)	32,544.12	32,113.44-	452.66	32,492.05	32,492.04
				4,341.56 I		
				3,888.90-C		.01
						74.09

MULTICURRENCY TRANSACTION REPORT
FOR THE PERIOD 01 JANUARY 2001 THROUGH 31 DECEMBER 2001

RUN DATE- 19-FEB-0
PAGE 32
02570
BASE CURRENCY: USD

KNI F540481
JOHN S AND JAMES L KNIGHT FDN
CAPITAL GUARDIAN

TRAN CODE/ EFFECTIVE/ SETTLE DTE	SHARES/PAR VALUE SECURITY DESCRIPTION (LOCAL CURR/SETTLE CURR)	INVESTMENT		CURRENCY		
		(ORIGINAL SHARES/PAR VALUE) TRADE DATE LOCAL/BASE AMOUNT	INVESTMENT LOCAL/BASE COST	INVESTMENT LOCAL/BASE GAIN/LOSS	SETTLE DATE LOCAL/BASE AMOUNT	CURRENCY LOCAL/BASE COST
S	2,800.000-					
11-OCT-01	HBOS ORD GBP0.25	22,457.85	19,097.13-	3,360.72	22,457.85	22,457.85
16-OCT-01	(GBP/GBP)	32,415.66	31,806.10-	1,409.56	32,509.98	32,509.98
				5,456.47 I		
				4,046.91-C		94.32
S	4,700.000-					
19-OCT-01	HBOS ORD GBP0.25	36,925.76	32,055.89-	4,869.87	36,925.76	36,925.76
24-OCT-01	(GBP/GBP)	53,106.63	52,045.95-	1,060.68	52,530.59	52,530.59
				7,996.72 I		
				6,846.04-C		576.04
S	3,400.000-					
22-OCT-01	HBOS ORD GBP0.25	26,513.92	23,189.37-	3,324.55	26,513.92	26,513.92
25-OCT-01	(GBP/GBP)	37,853.92	37,650.26-	203.66	37,901.65	37,901.65
				5,397.74 I		
				5,194.08-C		47.73
S	2,800.000-					
23-OCT-01	HBOS ORD GBP0.25	22,342.11	19,097.13-	3,244.98	22,342.11	22,342.11
26-OCT-01	(GBP/GBP)	31,743.67	31,006.10-	737.57	32,014.01	32,014.01
				5,268.55 I		
				4,530.98-C		278.34
S	4,200.000-					
24-OCT-01	HBOS ORD GBP0.25	34,364.61	28,645.69-	5,718.92	34,364.61	34,364.61
29-OCT-01	(GBP/GBP)	48,887.09	46,509.15-	2,377.94	49,887.10	49,887.10
				9,285.23 I		
				6,907.29-C		1,000.01



Mellon Bank, N.A

MULTICURRENCY TRANSACTION REPORT
FOR THE PERIOD 01 JANUARY 2001 THROUGH 31 DECEMBER 2001

RUN DATE 19-FEB-02
PAGE 323
G2570
BASE CURRENCY: USD

II F540481
JHN S AND JAMES L KNIGHT FDN
CAPITAL GUARDIAN

TRAN CODE/ EFFECTIVE/ TITLE DTE	SHARES/PAR VALUE SECURITY DESCRIPTION (LOCAL CURR/SETTLE CURR)	INVESTMENT		CURRENCY			
		(ORIGINAL SHARES/PAR VALUE) TRADE DATE LOCAL/BASE AMOUNT	INVESTMENT LOCAL/BASE COST	INVESTMENT LOCAL/BASE GAIN/LOSS	SETTLE DATE LOCAL/BASE AMOUNT	CURRENCY LOCAL/BASE COST	CURRENCY GAIN/LOSS IN BASE CURRENCY
1-OCT-01 1-OCT-01	2,400 000- HBOS ORD GBP0 25 (GBP/GBP)	19,152 74 27,443 96	15,972 30- 25,662 93-	3,180 44 1,781 03 5,042 81 I 3,260 98-C	19,152 74 27,853 83	19,152 74 27,853 83	499 87 S
1-NOV-01 1-NOV-01	2,200 000- HBOS ORD GBP0 25 (GBP/GBP)	18,106 27 26,397 13	12,095 97- 17,661.32-	6,010.30 8,735 81 8,775 65 I 39 84-C	18,106 27 26,120 11	18,106 27 26,120.11	277.02-S
5-NOV-01 5-NOV-01	1,400.000- HBOS ORD GBP0 25 (GBP/GBP)	11,360 48 16,394 31	7,697 43- 11,239 03-	3,663 05 5,155 28 5,348 41 I 193 13-C	11,360.48 16,235.26	11,360.48 16,235.26	159.05-S
1-NOV-01 1-NOV-01	900 000- HBOS ORD GBP0 25 (GBP/GBP)	7,381 42 10,648 44	4,948.35- 7,225 09-	2,433 07 3,423 35 3,552 52 I 129.17-C	7,381.42 10,440 28	7,381 42 10,440.28	208 16-S
5-NOV-01 5-NOV-01	500 000- HBOS ORD GBP0 25 (GBP/GBP)	4,098 69 5,868 50	2,749 08- 4,813 94-	1,349 61 1,854 56 1,970 56 I 116 00-C	4,098 69 5,809 48	4,098.69 5,808.99	49-T 59.02-S

MULTICURRENCY TRANSACTION REPORT
FOR THE PERIOD 01 JANUARY 2001 THROUGH 31 DECEMBER 2001

RUN DATE: 19-FEB-02
PAGE: 324
G2570
BASE CURRENCY: USD

II F540481
JHN S AND JAMES L KNIGHT FDN
CAPITAL GUARDIAN

TRAN CODE/ EFFECTIVE/ TITLE DTE	SHARES/PAR VALUE SECURITY DESCRIPTION (LOCAL CURR/SETTLE CURR)	INVESTMENT		CURRENCY			
		(ORIGINAL SHARES/PAR VALUE) TRADE DATE LOCAL/BASE AMOUNT	INVESTMENT LOCAL/BASE COST	INVESTMENT LOCAL/BASE GAIN/LOSS	SETTLE DATE LOCAL/BASE AMOUNT	CURRENCY LOCAL/BASE COST	CURRENCY GAIN/LOSS IN BASE CURRENCY
TOTAL BRITISH POUND STERLING		4,778,712 45 6,948,444 16	4,997,736.80- 7,742,069.16-	264,700 66- 861,924 79- 357,678 59-I 504,248.20-C	4,778,712.45 6,924,670.67	4,778,712.45 6,924,491.28	179.47-T 23,773.49-S
JAPANESE YEN							
1-NOV-01 1-NOV-01	2,000- MTI DOCOMO INC NPV (JPY/JPY)	3,245,636 00 26,511 22	4,868,145.00- 41,644 88-	1,622,509 00- 15,133.66- 13,879.85-I 1,253 81-C	3,245,636 00 26,464.74	3,245,636 00 26,464.74	46 48-S
1-NOV-01 1-NOV-01	2 000- MTI DOCOMO INC NPV (JPY/JPY)	3,421,814 00 27,872 04	4,754,717.00- 40,664 68-	1,333,703 00- 12,792 64- 12,406.49-I 1,386.15-C	3,421,814 00 27,780 37	3,421,814.00 27,780.37	91.67-S
1-NOV-01 1-NOV-01	2 000- MTI DOCOMO INC NPV (JPY/JPY)	3,487,401 00 28,281 57	4,610,952 00- 39,438 50-	1,123,551 00- 11,156 93- 9,609 98-I 1,546.95-C	3,487,401 00 28,155 99	3,487,401.00 28,155.99	125.58-S
1-NOV-01 1-NOV-01	2 000- MTI DOCOMO INC NPV (JPY/JPY)	3,397,721 00 27,784.84	4,583,733.80- 39,215.75-	1,186,012 00- 11,510 91- 10,146 85-I 1,364.08-C	3,397,721.00 27,540.34	3,397,721.00 27,540.34	364.50-S



Mellon Bank, N.A

NI F540481
 JOHN S AND JAMES L KNIGHT FDN
 CAPITAL GUARDIAN

MULTICURRENCY TRANSACTION REPORT
 FOR THE PERIOD 01 JANUARY 2001 THROUGH 31 DECEMBER 2001

RUN DATE: 19-FEB-02
 PAGE: 326
 02570
 BASE CURRENCY: USD

TRAM CODE/ EFFECTIVE/ SETTLE DTE	SHARES/PAR VALUE SECURITY DESCRIPTION (LOCAL CURR/SETTLE CURR)	(ORIGINAL SHARES/PAR VALUE) TRADE DATE LOCAL/BASE AMOUNT	INVESTMENT		SETTLE DATE LOCAL/BASE AMOUNT	CURRENCY	
			INVESTMENT LOCAL/BASE COST	INVESTMENT LOCAL/BASE GAIN/LOSS		CURRENCY LOCAL/BASE COST	CURRENCY GAIN/LOSS IN BASE CURRENCY
\$ 26-NOV-01 29-NOV-01	2.000- NTT DOCOMO INC NPV (JPY/JPY)	3,466,817 00 27,912 43	4,540,600.80- 38,914 98-	1,071,783 00- 11,002 55- 9,185.66-I 1,816 89-C	3,466,817 00 28,005.95	3,466,817.00 28,005.95	93.52
\$ 30-NOV-01 05-DEC-01	5.000- NTT DOCOMO INC NPV (JPY/JPY)	8,064,230 00 65,498 94	11,105,564.00- 95,972 64-	3,041,334.00- 30,473 78- 26,279 25-I 4,194.45-C	8,064,230 00 64,900.65	8,064,230.00 64,900.65	598.29-
\$ 10-DEC-01 13-DEC-01	2.000- NTT DOCOMO INC NPV (JPY/JPY)	3,202,620 00 25,341 36	4,367,578.00- 37,812 55-	1,164,958 00- 12,431.19- 10,085 98-I 2,345.21-C	3,202,620.00 25,341.19	3,202,620.00 25,341.19	40.17-
\$ 11-DEC-01 14-DEC-01	3.000- NTT DOCOMO INC NPV (JPY/JPY)	4,693,350 00 37,164 75	6,144,669 00- 52,712.27-	1,451,319 00- 13,547.52- 12,450 19-I 3,097.33-C	4,693,350.00 36,851 05	4,693,350.00 36,851.05	313.70-
\$ 12-DEC-01 17-DEC-01	4.000- NTT DOCOMO INC NPV (JPY/JPY)	6,277,261.00 49,720 88	7,979,880.00- 69,666 35-	1,702,619.00- 19,945 47- 14,863.99-I 5,881 48-C	6,277,261.00 49,189 05	6,277,261.00 49,189.06	.01 531 85-

KNI F540481
 JOHN S AND JAMES L KNIGHT FDN
 CAPITAL GUARDIAN

MULTICURRENCY TRANSACTION REPORT
 FOR THE PERIOD 01 JANUARY 2001 THROUGH 31 DECEMBER 2001

RUN DATE: 19-FEB-02
 PAGE: 326
 02570
 BASE CURRENCY: USD

TRAM CODE/ EFFECTIVE/ SETTLE DTE	SHARES/PAR VALUE SECURITY DESCRIPTION (LOCAL CURR/SETTLE CURR)	(ORIGINAL SHARES/PAR VALUE) TRADE DATE LOCAL/BASE AMOUNT	INVESTMENT		SETTLE DATE LOCAL/BASE AMOUNT	CURRENCY	
			INVESTMENT LOCAL/BASE COST	INVESTMENT LOCAL/BASE GAIN/LOSS		CURRENCY LOCAL/BASE COST	CURRENCY GAIN/LOSS IN BASE CURRENCY
\$ 13-DEC-01 18-DEC-01	2.000- NTT DOCOMO INC NPV (JPY/JPY)	3,007,334 00 23,795 96	3,977,468 00- 34,538.27-	970,134.00- 10,742.31- 8,423.07-I 2,319.24-C	3,007,334.00 25,521.44	3,007,334.00 25,521.44	274.52-
\$ 14-DEC-01 19-DEC-01	7.000- NTT DOCOMO INC NPV (JPY/JPY)	10,158,946 00 79,765.60	12,667,134.00- 107,134.53-	2,508,188.00- 27,368.95- 21,369.44-I 5,993.49-C	10,158,946.00 79,304.81	10,158,946.00 79,304.80	.01- 460.79-
\$ 13-DEC-01 18-DEC-01	2,000 800- CHUGAI PHARMACEUTL Y50 (JPY/JPY)	3,248,778 00 25,706 42	4,167,500.00- 39,227.22-	918,722.00- 13,520.80- 8,647.61-I 4,873.19-C	3,248,778.00 25,409.86	3,248,778.00 25,409.86	296.56-
\$ 25-JUL-01 30-JUL-01	44.000- KDDI CORP Y5000 (JPY/JPY)	21,988,267 00 177,934.60	47,929,514.00- 452,941.63-	25,941,247.00- 275,007 83- 245,120.51-I 29,886.52-C	21,988,267.00 175,674.25	21,988,267.00 175,674.25	2,260.35-
\$ 29-MAY-01 29-MAY-01	.540- UFJ HLDGS JPYS0000 (JPY/JPY)	413,180 00 3,441.16	513,564 00- 4,735.06-	100,384 00- 1,293.90- 925 54-I 568.36-C	413,180 00 3,441.16	413,180.00 3,441.16	



Mellon Bank, N.A

MULTICURRENCY TRANSACTION REPORT
FOR THE PERIOD 01 JANUARY 2001 THROUGH 31 DECEMBER 2001

RUN DATE 19-FEB-02
PAGE 327
BASE CURRENCY G2570
USD

KMI F540481
JOHN S AND JAMES L KNIGHT FDN
CAPITAL GUARDIAN

TRAN CODE/ EFFECTIVE/ SETTLE DTE	SHARES/PAR VALUE SECURITY DESCRIPTION (LOCAL CURR/SETTLE CURR)	(ORIGINAL SHARES/PAR VALUE) TRADE DATE LOCAL/BASE AMOUNT	INVESTMENT		SETTLE DATE LOCAL/BASE AMOUNT	CURRENCY	
			INVESTMENT LOCAL/BASE COST	INVESTMENT LOCAL/BASE GAIN/LOSS		CURRENCY LOCAL/BASE COST	CURRENCY GAIN/LOSS IN BASE CURRENCY
S 30-MAY-01 UFJ HLDGS JPY50000 04-JUN-01 (JPY/JPY)	13 000-	8,744,763 00 72,682 24	12,896,039 00- 120,140 76-	4,151,276 00- 47,458.52- 38,677 95-I 8,780.57-C	8,744,763 00 73,077.03	8,744,763.00 73,077.03	394.79 S
S 31-MAY-01 UFJ HLDGS JPY50000 05-JUN-01 (JPY/JPY)	11 000-	7,312,314 00 61,541.11	10,551,458 00- 97,652 34-	3,239,144.00- 36,511.23- 30,038 29-I 6,272.94-C	7,312,314 00 60,834 56	7,312,314.00 60,834.56	706 55-S
S 01-JUN-01 UFJ HLDGS JPY50000 06-JUN-01 (JPY/JPY)	10 000-	6,698,053 00 56,333 50	9,548,671.00- 88,040.19-	2,850,618 00- 31,706 49- 26,283 03-I 5,423.66-C	6,698,053 00 55,613.19	6,698,053.00 55,613.19	720 31-S
S 04-JUN-01 UFJ HLDGS JPY50000 07-JUN-01 (JPY/JPY)	4 000-	2,597,713 00 21,788.21	3,804,180 00- 35,074 49-	1,206,467 00- 13,366.28- 11,123.61-I 2,242.67-C	2,597,713.00 21,659 34	2,597,713.00 21,659 33	81-T 48.87-S
S 05-JUN-01 UFJ HLDGS JPY50000 08-JUN-01 (JPY/JPY)	5 000-	3,197,202 00 26,599 02	4,668,643.00- 43,444 57-	1,471,641.00- 16,845 55- 13,693 42-I 3,152 13-C	3,197,202 00 26,472.38	3,197,202.00 26,472.38	126.64-S

MULTICURRENCY TRANSACTION REPORT
FOR THE PERIOD 01 JANUARY 2001 THROUGH 31 DECEMBER 2001

RUN DATE 19-FEB-02
PAGE 328
BASE CURRENCY: USD

KMI F540481
JOHN S AND JAMES L KNIGHT FDN
CAPITAL GUARDIAN

TRAN CODE/ EFFECTIVE/ SETTLE DTE	SHARES/PAR VALUE SECURITY DESCRIPTION (LOCAL CURR/SETTLE CURR)	(ORIGINAL SHARES/PAR VALUE) TRADE DATE LOCAL/BASE AMOUNT	INVESTMENT		SETTLE DATE LOCAL/BASE AMOUNT	CURRENCY	
			INVESTMENT LOCAL/BASE COST	INVESTMENT LOCAL/BASE GAIN/LOSS		CURRENCY LOCAL/BASE COST	CURRENCY GAIN/LOSS IN BASE CURRENCY
S 06-JUN-01 UFJ HLDGS JPY50000 11-JUN-01 (JPY/JPY)	4.000-	2,682,899 00 22,275.81	3,697,339 00- 34,208 31-	1,014,440 00- 11,932.58- 9,385.75-I 2,566.75-C	2,682,899 00 22,012 63	2,682,899 00 22,012.63	263.18-S
S 07-JUN-01 UFJ HLDGS JPY50000 12-JUN-01 (JPY/JPY)	4.000-	2,680,183 00 22,346 96	3,695,409.00- 33,963.35-	1,015,226 00- 11,616.59- 9,330.22-I 2,286.17-C	2,680,183 00 21,980 42	2,680,183.00 21,980.42	366 54-S
S 08-JUN-01 UFJ HLDGS JPY50000 13-JUN-01 (JPY/JPY)	3 000-	2,009,674 00 16,639 82	2,737,213.00- 25,336 45-	727,539.00- 8,696.63- 6,734.01-I 1,962 62-C	2,009,674.00 16,509 27	2,009,674.00 16,509.27	130.55-S
S 19-APR-01 FANUC CO Y50 24-APR-01 (JPY/JPY)	1,900.000-	13,560,284 00 111,355.24	14,184,423.00- 126,392.73-	624,139.00- 15,037.49- 5,561.50-I 9,475.99-C	13,560,284.00 110,945.25	13,560,284.00 110,945.25	409 99-S
S 20-APR-01 FANUC CO Y50 25-APR-01 (JPY/JPY)	1,000 000-	6,988,150.00 56,960 10	7,465,486 00- 66,522 49-	477,336 00- 9,562.39- 6,253.58-I 5,309.01-C	6,988,150 00 57,240.03	6,988,150.00 57,240.03	279.93 S



Mellon Bank, N.A

KNI F540481
JOHN S AND JAMES L KNIGHT FDM
CAPITAL GUARDIAN

MULTICURRENCY TRANSACTION REPORT
FOR THE PERIOD 01 JANUARY 2001 THROUGH 31 DECEMBER 2001

RUN DATE 19-FEB-0
PAGE 32
BASE CURRENCY USD

TRAN CODE/ EFFECTIVE/ SETTLE DTE	SHARES/PAR VALUE SECURITY DESCRIPTION (LOCAL CURR/SETTLE CURR)	INVESTMENT		CURRENCY		
		(ORIGINAL SHARES/PAR VALUE) TRADE DATE LOCAL/BASE AMOUNT	INVESTMENT LOCAL/BASE COST	INVESTMENT LOCAL/BASE GAIN/LOSS	SETTLE DATE LOCAL/BASE AMOUNT	CURRENCY LOCAL/BASE COST
S	400.000-					
23-APR-01	FANUC CD Y50	2,798,224 00	2,984,194 00-	187,970.00-	2,798,224.00	2,798,224.00
26-APR-01	(JPY/JPY)	22,976 75	26,608 99-	3,632 24- 1,674 94-I 1,957 30-C	22,875.32	22,875.32
						101.43
S	1,200.000-					
24-APR-01	FANUC CD Y50	8,078,117 00	8,901,207 00-	823,090 00-	8,078,117.00	8,078,117.00
27-APR-01	(JPY/JPY)	66,092 18	79,639.91-	13,547.75- 7,561 58-I 6,186 15-C	65,259.25	65,259.26
						832.93
S	800.000-					
25-APR-01	FANUC CD Y50	5,488,776 00	5,868,230 00-	379,454 00-	5,488,776 00	5,488,776.00
01-MAY-01	(JPY/JPY)	44,958 64	52,306.43-	6,131 28- 7,347.79- 3,383.90-I 3,963 89-C	44,964.17	44,964.17
						5 53
S	900.000-					
26-APR-01	FANUC CD Y50	6,307,754.00	6,578,592.00-	270,838 00-	6,307,754.00	6,307,754.00
02-MAY-01	(JPY/JPY)	51,565 54	57,696.82-	4,131 28- 2,775 55-I 3,755.93-C	51,707.14	51,707.14
						141.60
S	400.000-					
27-APR-01	FANUC CD Y50	2,796,080 00	2,923,819 00-	127,739.00-	2,796,080.00	2,796,080 00
07-MAY-01	(JPY/JPY)	22,588 20	25,643.03-	3,054.83- 1,120 32-I 1,934 51-C	23,060 45	23,060.46
						01 472.25

KNI F540481
JOHN S AND JAMES L KNIGHT FDM
CAPITAL GUARDIAN

MULTICURRENCY TRANSACTION REPORT
FOR THE PERIOD 01 JANUARY 2001 THROUGH 31 DECEMBER 2001

RUN DATE: 19-FEB-0
PAGE: 33
BASE CURRENCY: USD

TRAN CODE/ EFFECTIVE/ SETTLE DTE	SHARES/PAR VALUE SECURITY DESCRIPTION (LOCAL CURR/SETTLE CURR)	INVESTMENT		CURRENCY		
		(ORIGINAL SHARES/PAR VALUE) TRADE DATE LOCAL/BASE AMOUNT	INVESTMENT LOCAL/BASE COST	INVESTMENT LOCAL/BASE GAIN/LOSS	SETTLE DATE LOCAL/BASE AMOUNT	CURRENCY LOCAL/BASE COST
S	900.000-					
01-MAY-01	FANUC CD Y50	6,378,584.00	6,578,592 00-	200,008.00-	6,378,584.00	6,378,584.00
08-MAY-01	(JPY/JPY)	52,253.49	57,696.82-	5,443 33- 1,754.14-I 3,689.19-C	52,358.58	52,358.58
						105.09
S	900.000-					
02-MAY-01	FANUC CD Y50	6,495,727 00	6,578,591.00-	82,864.00-	6,495,727.00	6,495,727.00
09-MAY-01	(JPY/JPY)	53,248.03	57,696.82-	4,448.79- 726.75-I 3,722.04-C	53,186.99	53,186.99
						61.04
S	1,000.000-					
07-MAY-01	FANUC CD Y50	7,124,168.00	7,309,546.00-	185,378.00-	7,124,168 00	7,124,168.00
10-MAY-01	(JPY/JPY)	58,756.03	64,107.58-	5,351.55- 1,625.83-I 3,725.72-C	58,078.25	58,078.25
						677.78
S	800.000-					
08-MAY-01	FANUC CD Y50	5,734,016.00	5,847,637.00-	113,621.00-	5,734,016.00	5,734,016 00
11-MAY-01	(JPY/JPY)	47,067.65	51,286.07-	4,218 42- 996.50-I 3,221.92-C	46,898.26	46,898.27
						01 169.39
S	800.000-					
09-MAY-01	FANUC CD Y50	5,724,790 00	5,847,637.00-	122,847 00-	5,724,790.00	5,724,790.00
14-MAY-01	(JPY/JPY)	46,874 56	51,286.07-	4,411 51- 1,077.42-I 3,334.09-C	46,458 02	46,458.01
						01 416.54



Mellon TrustSM

Mellon Bank, N.A

MULTICURRENCY TRANSACTION REPORT FOR THE PERIOD 01 JANUARY 2001 THROUGH 31 DECEMBER 2001

RUN DATE: 19-FEB-02 PAGE: 331 BASE CURRENCY: USD

NI F540481 JOHN S AND JAMES L KNIGHT FDN CAPITAL GUARDIAN

Table with columns: INVESTMENT (ORIGINAL SHARES/PAR VALUE, TRADE DATE, INVESTMENT LOCAL/BASE COST) and CURRENCY (SETTLE DATE, CURRENCY LOCAL/BASE COST, CURRENCY GAIN/LOSS IN BASE CURRENCY). Rows include transactions for FURUKAWA ELECTRIC Y50.

MULTICURRENCY TRANSACTION REPORT FOR THE PERIOD 01 JANUARY 2001 THROUGH 31 DECEMBER 2001

RUN DATE: 19-FEB-02 PAGE: 332 BASE CURRENCY: USD

NI F540481 JOHN S AND JAMES L KNIGHT FDN CAPITAL GUARDIAN

Table with columns: INVESTMENT (ORIGINAL SHARES/PAR VALUE, TRADE DATE, INVESTMENT LOCAL/BASE COST) and CURRENCY (SETTLE DATE, CURRENCY LOCAL/BASE COST, CURRENCY GAIN/LOSS IN BASE CURRENCY). Rows include transactions for FURUKAWA ELECTRIC Y50 and HITACHI LTD Y50.



Mellon Bank, N.A

MULTICURRENCY TRANSACTION REPORT
FOR THE PERIOD 01 JANUARY 2001 THROUGH 31 DECEMBER 2001

RUN DATE 19-FEB-02
PAGE 333
G2570
BASE CURRENCY: USD

KNI F540481
JOHN S AND JAMES L KNIGHT FDN
CAPITAL GUARDIAN

TRAN CODE/ EFFECTIVE/ SETTLE DTE	SHARES/PAR VALUE SECURITY DESCRIPTION (LOCAL CURR/SETTLE CURR)	(ORIGINAL SHARES/PAR VALUE)		INVESTMENT		CURRENCY	
		TRADE DATE LOCAL/BASE AMOUNT	INVESTMENT LOCAL/BASE COST	INVESTMENT LOCAL/BASE GAIN/LOSS	SETTLE DATE LOCAL/BASE AMOUNT	CURRENCY LOCAL/BASE COST	CURRENCY GAIN/LOSS IN BASE CURRENCY
S 16-NOV-01 21-NOV-01	21,000 000- HITACHI LTD Y50 (JPY/JPY)	19,405,967.00 158,106.29	33,613,393 00- 309,017.63-	14,207,426.00- 150,911.34- 130,612.97-I 20,298.37-C	19,405,967 00 157,506 31	19,405,967.00 157,506.31	519.98-
S 19-NOV-01 22-NOV-01	12,000.000- HITACHI LTD Y50 (JPY/JPY)	11,550,588 00 93,671.13	19,207,653.00- 176,581.51-	7,457,065 00- 82,910.58- 70,393 62-I 12,516 76-C	11,550,588 00 93,255.20	11,550,588.00 93,255.20	415.93-
S 20-NOV-01 26-NOV-01	10,000.000- HITACHI LTD Y50 (JPY/JPY)	9,333,348.00 76,183.62	16,006,378.00- 147,151.25-	6,673,030.00- 71,047 63- 61,347 08-I 9,700 55-C	9,333,348.00 75,102.38	9,333,348.00 75,102.38	1,001.24-
S 21-NOV-01 27-NOV-01	3,000.000- HITACHI LTD Y50 (JPY/JPY)	2,738,382.00 22,237.05	4,801,913 00- 44,145.38-	2,063,531.00- 21,908.33- 18,970.64-I 2,937.69-C	2,738,382.00 22,093.53	2,738,382.00 22,093.53	143.52-
S 01-MAY-01 08-MAY-01	2,000 000- JUSCO CO Y50 (JPY/JPY)	6,367,031.00 52,158.85	4,858,125.00- 41,529.54-	1,508,906.00 10,629.31 12,898.83 I 2,269.52-C	6,367,031.00 52,263.75	6,367,031.00 52,263.75	104.90

MULTICURRENCY TRANSACTION REPORT
FOR THE PERIOD 01 JANUARY 2001 THROUGH 31 DECEMBER 2001

RUN DATE: 19-FEB-02
PAGE: 334
G2570
BASE CURRENCY: USD

KNI F540481
JOHN S AND JAMES L KNIGHT FDN
CAPITAL GUARDIAN

TRAN CODE/ EFFECTIVE/ SETTLE DTE	SHARES/PAR VALUE SECURITY DESCRIPTION (LOCAL CURR/SETTLE CURR)	(ORIGINAL SHARES/PAR VALUE)		INVESTMENT		CURRENCY	
		TRADE DATE LOCAL/BASE AMOUNT	INVESTMENT LOCAL/BASE COST	INVESTMENT LOCAL/BASE GAIN/LOSS	SETTLE DATE LOCAL/BASE AMOUNT	CURRENCY LOCAL/BASE COST	CURRENCY GAIN/LOSS IN BASE CURRENCY
S 10-MAY-01 15-MAY-01	1,000.000- JUSCO CO Y50 (JPY/JPY)	2,812,284.00 22,926.54	2,429,063.00- 20,764.77-	343,221.00 2,161 77 3,275.96 I 1,114.19-C	2,812,284.00 22,792.75	2,812,284.00 22,792.75	133.79-
S 22-MAY-01 25-MAY-01	1,000.000- JUSCO CO Y50 (JPY/JPY)	2,795,831.00 22,789.62	2,429,063.00- 20,764 77-	366,768.00 2,024.83 2,135.31 I 1,110.46-C	2,795,831.00 23,166.35	2,795,831.00 23,166.35	376.73
S 06-JUN-01 11-JUN-01	1,000.000- JUSCO CO Y50 (JPY/JPY)	2,701,819.00 22,432.90	2,429,063.00- 20,764.77-	272,756.00 1,668.13 2,331.65 I 663.52-C	2,701,819.00 22,167.86	2,701,819.00 22,167.86	265.04-
S 08-JUN-01 13-JUN-01	1,000.000- JUSCO CO Y50 (JPY/JPY)	2,696,220.00 22,324.32	2,429,063.00- 20,764.77-	267,157.00 1,359.55 2,283.79 I 724.24-C	2,696,220.00 22,149.18	2,696,220.00 22,149.19	.01 175.14-
S 21-JUN-01 26-JUN-01	1,000.000- JUSCO CO Y50 (JPY/JPY)	2,723,057.00 21,888 65	2,429,062.00- 20,764 77-	293,995.00 1,123.88 2,513.20 I 1,389.32-C	2,723,057.00 21,983.18	2,723,057.00 21,983.19	.01 94.53



Mellon Bank, N.A

MULTICURRENCY TRANSACTION REPORT
FOR THE PERIOD 01 JANUARY 2001 THROUGH 31 DECEMBER 2001

RUN DATE 19-FEB-02
PAGE 335
G2570
BASE CURRENCY USD

KNI F540481
JOHN S AND JAMES L KNIGHT FDN
CAPITAL GUARDIAN

TRAN CODE/ EFFECTIVE/ SETTLE DTE	SHARES/PAR VALUE SECURITY DESCRIPTION (LOCAL CURR/SETTLE CURR)	(ORIGINAL SHARES/PAR VALUE)		INVESTMENT		CURRENCY		CURRENCY GAIN/LOSS IN BASE CURRENCY
		TRADE DATE LOCAL/BASE AMOUNT	INVESTMENT LOCAL/BASE COST	INVESTMENT LOCAL/BASE GAIN/LOSS	SETTLE DATE LOCAL/BASE AMOUNT	CURRENCY LOCAL/BASE COST		
S 22-JUN-01 27-JUN-01	JUSCO CO Y50 (JPY/JPY)	1,000 000-	2,780,533 00 22,359 64	2,429,863 00- 20,764 77-	351,470 00 1,594 87 3,004 53 I 1,409 66-C	2,780,533 00 22,410 10	2,780,533.00 22,410.09	01-T 50 46 S
S 03-JUL-01 06-JUL-01	JUSCO CO Y50 (JPY/JPY)	1,000 000-	2,785,603 00 22,369 83	2,429,862.00- 20,764 77-	356,541 00 1,605 06 3,047 87 I 1,442 81-C	2,785,603 00 22,100 94	2,785,603 00 22,100.94	268.89-S
S 05-JUL-01 10-JUL-01	JUSCO CO Y50 (JPY/JPY)	1,000 000-	2,818,108 00 22,414 86	2,429,063 00- 20,764.77-	389,045 00 1,650.09 3,325 74 I 1,675.65-C	2,818,108.00 22,463 99	2,818,108.00 22,463.99	49.13 S
S 09-JUL-01 12-JUL-01	JUSCO CO Y50 (JPY/JPY)	1,000 000-	2,769,360 00 22,078.05	2,429,062 00- 20,764 77-	340,298 00 1,313.28 2,909 02 I 1,595 74-C	2,769,360 00 22,351 57	2,769,360.00 22,351.57	273.52 S
FC 27-DEC-00 04-JAN-01	KEYENCE CORP Y50 (JPY/JPY)	400 000-	11,156,396 00 97,691.73	0.00 0.00		11,156,396 00 96,621 45	11,156,396.00 96,621.45	1,070.28-S

MULTICURRENCY TRANSACTION REPORT
FOR THE PERIOD 01 JANUARY 2001 THROUGH 31 DECEMBER 2001

RUN DATE 19-FEB-02
PAGE 336
G2570
BASE CURRENCY: USD

KNI F540481
JOHN S AND JAMES L KNIGHT FDN
CAPITAL GUARDIAN

TRAN CODE/ EFFECTIVE/ SETTLE DTE	SHARES/PAR VALUE SECURITY DESCRIPTION (LOCAL CURR/SETTLE CURR)	(ORIGINAL SHARES/PAR VALUE)		INVESTMENT		CURRENCY		CURRENCY GAIN/LOSS IN BASE CURRENCY
		TRADE DATE LOCAL/BASE AMOUNT	INVESTMENT LOCAL/BASE COST	INVESTMENT LOCAL/BASE GAIN/LOSS	SETTLE DATE LOCAL/BASE AMOUNT	CURRENCY LOCAL/BASE COST		
FC 28-DEC-00 05-JAN-01	KEYENCE CORP Y50 (JPY/JPY)	300.000-	8,398,248 00 73,203 75	0 00 0.00		8,398,248 00 72,223 88	8,398,248.00 72,223.88	979.87-S
S 04-JAN-01 10-JAN-01	KEYENCE CORP Y50 (JPY/JPY)	200 000-	5,595,084.00 48,456.97	3,229,633.00- 26,921.47-	2,365,451 00 21,535.50 19,717 84 I 1,817 66 C	5,595,084 00 48,127.69	5,595,084 00 48,127.69	329.28-S
S 05-JAN-01 11-JAN-01	KEYENCE CORP Y50 (JPY/JPY)	200 000-	5,722,770 00 49,262 03	3,216,090 00- 26,764 01-	2,506,680.00 22,498 02 20,860 27 I 1,637.75 C	5,722,770 00 48,613.40	5,722,770.00 48,613.40	648 63-S
S 30-JAN-01 02-FEB-01	MITSUI CHEMICALS JPY50 (JPY/JPY)	56,000 000-	30,530,198 00 261,657 50	44,391,778 00- 368,011.39-	13,861,580.00- 106,353.89- 114,843 37-I 8,489.48 C	30,530,198.00 263,908 01	30,530,198.00 263,908.01	2,250 51 S
S 26-SEP-01 01-OCT-01	MITSUBISHI MOTOR CORP Y50 (JPY/JPY)	12,000 000-	2,431,095.00 20,622.60	4,240,908.00- 36,411 62-	1,809,813 00- 15,789.82- 15,537 87-I 251 15-C	2,431,095.00 20,240.57	2,431,095.00 20,240.57	362 03-S



Mellon Bank, N.A

KNI F540481
JOHN S AND JAMES L KNIGHT FDN
CAPITAL GUARDIAN

MULTICURRENCY TRANSACTION REPORT
FOR THE PERIOD 01 JANUARY 2001 THROUGH 31 DECEMBER 2001

RUN DATE: 19-FEB-0
PAGE: 33
G2570
BASE CURRENCY: USD

TRAN CODE/ EFFECTIVE/ SETTLE DTE	SHARES/PAR VALUE SECURITY DESCRIPTION (LOCAL CURR/SETTLE CURR)	(ORIGINAL SHARES/PAR VALUE) TRADE DATE LOCAL/BASE AMOUNT	INVESTMENT		SETTLE DATE LOCAL/BASE AMOUNT	CURRENCY	
			INVESTMENT LOCAL/BASE COST	INVESTMENT LOCAL/BASE GAIN/LOSS		CURRENCY LOCAL/BASE COST	CURRENCY GAIN/LOSS IN BASE CURRENCY
S 27-SEP-01 02-OCT-01	12,000 000- MITSUBISHI MOTOR CORP Y50 (JPY/JPY)	2,482,486 00 20,746.17	4,211,988.00- 36,882.79-	1,729,502 00- 15,256.62- 14,776.42-I 480.20-C	2,482,486 00 20,547.83	2,482,486.00 20,547.83	198.34
S 01-OCT-01 04-OCT-01	12,000 000- MITSUBISHI MOTOR CORP Y50 (JPY/JPY)	2,521,413 00 20,992.53	4,294,807.00- 35,520.70-	1,773,394 00- 14,528 17- 14,667 86-I 138 89 C	2,521,413.00 20,908.11	2,521,413.00 20,908.11	84.42
S 04-OCT-01 10-OCT-01	12,000 000- MITSUBISHI MOTOR CORP Y50 (JPY/JPY)	2,848,526 00 23,620 60	4,294,807.00- 35,520.70-	1,446,281.00- 11,900.10- 11,961.64-I 61.54 C	2,848,526.00 23,677.53	2,848,526.00 23,677.53	56.93
S 05-OCT-01 11-OCT-01	11,000 000- MITSUBISHI MOTOR CORP Y50 (JPY/JPY)	2,492,269 00 20,723.14	3,936,907 00- 32,560.64-	1,444,638 00- 11,837.58- 11,948 04-I 110 54 C	2,492,269 00 20,537.81	2,492,269.00 20,537.81	186.13
S 27-APR-01 07-MAY-01	12,000 000- MYCAL CORP Y50 (JPY/JPY)	2,405,286 00 19,431.16	6,428,523.00- 61,587.84-	4,023,237 00- 41,956.68- 38,419.21-I 3,537.47-C	2,405,286.00 19,637.41	2,405,286.00 19,637.41	406 25

KNI F540481
JOHN S AND JAMES L KNIGHT FDN
CAPITAL GUARDIAN

MULTICURRENCY TRANSACTION REPORT
FOR THE PERIOD 01 JANUARY 2001 THROUGH 31 DECEMBER 2001

RUN DATE: 19-FEB-0
PAGE: 33
G2570
BASE CURRENCY: USD

TRAN CODE/ EFFECTIVE/ SETTLE DTE	SHARES/PAR VALUE SECURITY DESCRIPTION (LOCAL CURR/SETTLE CURR)	(ORIGINAL SHARES/PAR VALUE) TRADE DATE LOCAL/BASE AMOUNT	INVESTMENT		SETTLE DATE LOCAL/BASE AMOUNT	CURRENCY	
			INVESTMENT LOCAL/BASE COST	INVESTMENT LOCAL/BASE GAIN/LOSS		CURRENCY LOCAL/BASE COST	CURRENCY GAIN/LOSS IN BASE CURRENCY
S 01-MAY-01 08-MAY-01	26,900 000- MYCAL CORP Y50 (JPY/JPY)	5,487,154 00 44,950.88	14,295,928.00- 134,569.08-	8,888,774.00- 89,618.20- 82,916.39-I 6,701.81-C	5,487,154.00 45,041.28	5,487,154.00 45,041.28	90.40
S 07-MAY-01 10-MAY-01	24,000 000- MYCAL CORP Y50 (JPY/JPY)	5,186,988 00 42,779.28	12,453,678 00- 119,060.81-	7,266,698 00- 76,280 73- 69,471 22-I 6,889.51-C	5,186,988 00 42,285.80	5,186,988.00 42,285.80	493.48
S 08-MAY-01 11-MAY-01	15,000 000- MYCAL CORP Y50 (JPY/JPY)	3,171,489 00 26,033.15	7,702,888 00- 73,363.31-	4,530,599 00- 47,530.16- 43,154 35-I 4,175.81-C	3,171,489 00 25,939.47	3,171,489.00 25,939.47	93.68
S 06-JUN-01 11-JUN-01	18,900 000- MYCAL CORP Y50 (JPY/JPY)	2,755,412 00 22,877 88	9,680,357 00- 91,842.39-	6,924,945 00- 68,964.51- 65,699 71-I 3,264.80-C	2,755,412 00 22,607.58	2,755,412.00 22,607.59	.01 270.30
S 07-JUN-01 12-JUN-01	18,000 000- MYCAL CORP Y50 (JPY/JPY)	2,512,819 00 20,951 51	7,413,760 00- 70,823.68-	4,900,941 00- 49,072 17- 46,297 99-I 2,774.18-C	2,512,819 00 20,607.86	2,512,819.00 20,607.86	343.65



Mellon Bank, N.A

MULTICURRENCY TRANSACTION REPORT
FOR THE PERIOD 01 JANUARY 2001 THROUGH 31 DECEMBER 2001

RUN DATE: 19-FEB-02
PAGE 339
BASE CURRENCY USD

MI F540481
OHN S AND JAMES L KNIGHT FDN
APITAL GUARDIAN

TRAN CODE/ EFFECTIVE/ SETTLE DATE	SHARES/PAR VALUE SECURITY DESCRIPTION (LOCAL CURR/SETTLE CURR)	(ORIGINAL SHARES/PAR VALUE) TRADE DATE LOCAL/BASE AMOUNT	INVESTMENT		SETTLE DATE LOCAL/BASE AMOUNT	CURRENCY	
			INVESTMENT LOCAL/BASE COST	INVESTMENT LOCAL/BASE GAIN/LOSS		CURRENCY LOCAL/BASE COST	CURRENCY GAIN/LOSS IN BASE CURRENCY
8-JUN-01 3-JUN-01	MYCAL CORP Y50 (JPY/JPY)	17,000 000- 2,334,633 00 19,330.43	6,399,532 00- 60,970 49-	4,064,899 00- 41,640 06- 38,727 31-I 2,912 75-C	2,334,633 00 19,178 78	2,334,633 00 19,178 78	151.65-S
1-JUN-01 4-JUN-01	MYCAL CORP Y50 (JPY/JPY)	200 000- 27,362 00 224 50	74,488 00- 710 66-	47,126 00- 486 16- 449 61-I 36.55-C	27,362 00 225 53	27,362 00 225 53	1.03 S
8-APR-01 3-APR-01	NICHICON CORP Y50 (JPY/JPY)	2,000 000- 3,470,795 00 28,309 91	6,334,177 00- 59,676 39-	2,863,382 00- 31,566 48- 26,977 00-I 4,389.48-C	3,470,795.00 28,499 36	3,470,795.00 28,499.36	189.45 S
4-APR-01 7-APR-01	NICHICON CORP Y50 (JPY/JPY)	2,000 000- 3,426,503 00 28,834 39	6,242,058 00- 58,894.75-	2,815,555 00- 30,860 36- 26,565 23-I 4,295.15-C	3,426,503 00 27,681 08	3,426,503.00 27,681 08	353 31-S
2-MAY-01 9-MAY-01	NICHICON CORP Y50 (JPY/JPY)	2,000 000- 3,400,233 00 27,873 05	6,134,605 00- 56,539 07-	2,754,372.00- 28,666 02- 25,189 00-I 3,477.02-C	3,400,233 00 27,841.09	3,400,233.00 27,841.09	31 96-S

MULTICURRENCY TRANSACTION REPORT
FOR THE PERIOD 01 JANUARY 2001 THROUGH 31 DECEMBER 2001

RUN DATE: 19-FEB-02
PAGE 340
BASE CURRENCY: USD

MI F540481
OHN S AND JAMES L KNIGHT FDN
APITAL GUARDIAN

TRAN CODE/ EFFECTIVE/ SETTLE DATE	SHARES/PAR VALUE SECURITY DESCRIPTION (LOCAL CURR/SETTLE CURR)	(ORIGINAL SHARES/PAR VALUE) TRADE DATE LOCAL/BASE AMOUNT	INVESTMENT		SETTLE DATE LOCAL/BASE AMOUNT	CURRENCY	
			INVESTMENT LOCAL/BASE COST	INVESTMENT LOCAL/BASE GAIN/LOSS		CURRENCY LOCAL/BASE COST	CURRENCY GAIN/LOSS IN BASE CURRENCY
7-MAY-01 6-MAY-01	NICHICON CORP Y50 (JPY/JPY)	3,000.000- 5,128,810 00 42,299 47	8,576,113 00- 81,226 11-	3,447,303 00- 38,926.64- 32,638 48-I 6,288 16-C	5,128,810 00 41,811.52	5,128,810 00 41,811.52	487.95-S
8-MAY-01 1-MAY-01	NICHICON CORP Y50 (JPY/JPY)	2,000 000- 3,502,090 00 28,746 89	5,658,791 00- 53,052 02-	2,156,701.00- 26,305.15- 20,219.55-I 4,085.58-C	3,502,090 00 28,643 44	3,502,090 00 28,643.44	103.45-S
8-JUN-01 3-JUN-01	NICHICON CORP Y50 (JPY/JPY)	2,000 000- 3,401,859 00 28,166.91	5,642,211.00- 52,730.90-	2,240,352 00- 24,563.99- 20,937.78-I 3,626.21-C	3,401,859 00 27,945.94	3,401,859.00 27,945.94	220.97-S
3-JUN-01 8-JUN-01	NICHICON CORP Y50 (JPY/JPY)	2,000.000- 3,397,005 00 27,906.06	5,103,259 00- 47,571.28-	1,706,254 00- 19,665.22- 15,935.78-I 3,729 44-C	3,397,005 00 27,616.88	3,397,005.00 27,616.88	289.26-S
5-JUN-01 8-JUN-01	NICHICON CORP Y50 (JPY/JPY)	2,000 000- 3,394,324 00 27,762 03	4,637,655 00- 42,638 65-	1,243,331.00- 14,876 62- 11,430 85-I 3,445 97-C	3,394,324 00 27,530 10	3,394,324.00 27,530.11	.01 T 231 95-S



Mellon Bank, N.A

KNI F540481
JOHN S AND JAMES L KNIGHT FDN
CAPITAL GUARDIAN

MULTICURRENCY TRANSACTION REPORT
FOR THE PERIOD 01 JANUARY 2001 THROUGH 31 DECEMBER 2001

RUN DATE: 19-FEB-0
PAGE 34
62570
BASE CURRENCY: USD

TRAN CODE/ EFFECTIVE/ SETTLE DTE	SHARES/PAR VALUE SECURITY DESCRIPTION (LOCAL CURR/SETTLE CURR)	(ORIGINAL SHARES/PAR VALUE)		INVESTMENT		CURRENCY		
		TRADE DATE LOCAL/BASE AMOUNT	INVESTMENT LOCAL/BASE COST	INVESTMENT LOCAL/BASE GAIN/LOSS	SETTLE DATE LOCAL/BASE AMOUNT	CURRENCY LOCAL/BASE COST	CURRENCY GAIN/LOSS IN BASE CURRENCY	
S 12-DEC-01 17-DEC-01	NICHICOM CORP Y50 (JPY/JPY)	2,000.000-	2,865,921.00 22,700.36	4,454,481.00- 41,066.86-	1,588,560.00- 18,366.50- 14,639.21-I 3,727.29-C	2,865,921.00 22,457.55	2,865,921.00 22,457.55	242.81
S 29-MAR-01 03-APR-01	NEC CORP Y50 (JPY/JPY)	2,000.000-	3,994,400.00 32,472.16	6,137,016.00- 57,845.90-	2,142,616.00- 25,373.74- 20,196.94-I 5,176.80-C	3,994,400.00 31,721.73	3,994,400.00 31,721.73	750.43
S 30-MAR-01 04-APR-01	NEC CORP Y50 (JPY/JPY)	4,000.000-	8,038,946.00 64,147.35	12,172,974.00- 114,289.49-	4,134,028.00- 50,142.14- 58,813.52-I 11,328.62-C	8,038,946.00 64,185.77	8,038,946.00 64,185.76	38.42
S 06-APR-01 11-APR-01	NEC CORP Y50 (JPY/JPY)	2,000.000-	3,998,525.00 32,268.29	6,063,217.00- 57,087.06-	2,064,692.00- 24,818.77- 19,439.71-I 5,379.06-C	3,998,525.00 32,066.44	3,998,525.00 32,066.44	201.85
S 01-MAY-01 08-MAY-01	NEC CORP Y50 (JPY/JPY)	2,000.000-	4,585,090.00 37,561.15	6,033,036.00- 56,632.33-	1,447,946.00- 19,071.18- 13,592.58-I 5,478.60-C	4,585,090.00 37,636.69	4,585,090.00 37,636.69	75.54

KNI F540481
JOHN S AND JAMES L KNIGHT FDN
CAPITAL GUARDIAN

MULTICURRENCY TRANSACTION REPORT
FOR THE PERIOD 01 JANUARY 2001 THROUGH 31 DECEMBER 2001

RUN DATE: 19-FEB-02
PAGE 342
62570
BASE CURRENCY: USD

TRAN CODE/ EFFECTIVE/ SETTLE DTE	SHARES/PAR VALUE SECURITY DESCRIPTION (LOCAL CURR/SETTLE CURR)	(ORIGINAL SHARES/PAR VALUE)		INVESTMENT		CURRENCY		
		TRADE DATE LOCAL/BASE AMOUNT	INVESTMENT LOCAL/BASE COST	INVESTMENT LOCAL/BASE GAIN/LOSS	SETTLE DATE LOCAL/BASE AMOUNT	CURRENCY LOCAL/BASE COST	CURRENCY GAIN/LOSS IN BASE CURRENCY	
S 02-MAY-01 09-MAY-01	NEC CORP Y50 (JPY/JPY)	1,000.000-	2,330,270.00 19,102.14	3,001,429.00- 28,088.80-	671,159.00- 8,986.66- 6,281.83-I 2,705.63-C	2,330,270.00 19,080.24	2,330,270.00 19,080.24	21.90-
FC 09-FEB-00 28-FEB-00	NIDEC CORP Y50 (JPY/JPY)	300.000-	7,420,105.00 68,002.61	0.00 0.00		7,420,105.00 67,971.46	7,420,105.00 68,260.20	4,711.26- 31.15-
FCC 09-FEB-00 15-FEB-00	NIDEC CORP Y50 (JPY/JPY)	300.000	7,420,105.00- 68,002.61-	0.00 0.00		7,420,105.00- 68,227.72-	7,420,105.00- 68,227.72-	225.11-
FC 10-FEB-00 28-FEB-01	NIDEC CORP Y50 (JPY/JPY)	100.000-	2,335,791.00 21,473.60	0.00 0.00		2,335,791.00 19,913.82	2,335,791.00 19,913.82	1,559.70-
FCC 10-FEB-00 16-FEB-00	NIDEC CORP Y50 (JPY/JPY)	100.000	2,335,791.00- 21,473.60-	0.00 0.00		2,335,791.00- 21,365.57-	2,335,791.00- 21,365.57-	108.03
S 22-FEB-01 27-FEB-01	NIDEC CORP Y50 (JPY/JPY)	4,100.000-	21,942,635.00 188,599.73	26,980,795.00- 232,945.04-	5,030,160.00- 44,345.31- 43,302.07-I 1,043.24-C	21,942,635.00 188,778.22	21,942,635.00 192,696.77	3,918.55 178.49



Mellon Bank, N.A

MULTICURRENCY TRANSACTION REPORT
FOR THE PERIOD 01 JANUARY 2001 THROUGH 31 DECEMBER 2001

RUN DATE 19-FEB-02
PAGE 343
G2570
BASE CURRENCY: USD

KNI F540481
JOHN S AND JAMES L KNIGHT FDN
CAPITAL GUARDIAN

TRAN CODE/ EFFECTIVE/ SETTLE DTE	SHARES/PAR VALUE SECURITY DESCRIPTION (LOCAL CURR/SETTLE CURR)	(ORIGINAL SHARES/PAR VALUE)		INVESTMENT		CURRENCY		CURRENCY GAIN/LOSS IN BASE CURRENCY
		TRADE DATE LOCAL/BASE AMOUNT	LOCAL/BASE AMOUNT	INVESTMENT LOCAL/BASE COST	INVESTMENT LOCAL/BASE GAIN/LOSS	SETTLE DATE LOCAL/BASE AMOUNT	CURRENCY LOCAL/BASE COST	
S	2,700 000-							
25-FEB-01	NIDEC CORP Y50	14,579,168 00	17,740,533 00-	3,161,365 00-	14,579,168 00	14,579,168 00		
28-FEB-01	(JPY/JPY)	125,255 96	150,049 33-	24,793 37-	124,294 89	124,294 89		
				26,684 44-I		126,795 61		2,500 72 T
				1,891 07 C				961 07-S
FC	2,000 000-							
27-DEC-00	NIPPON SHEET GLASS CO Y50	2,822,135 00	0 00	0 00	2,822,135 00	2,822,135 00		
04-JAN-01	(JPY/JPY)	24,712 21	0 00	0 00	24,441 48	24,441 48		270 73-S
FC	3,000 000-							
29-DEC-00	NIPPON SHEET GLASS CO Y50	4,224,465 00	0 00	0 00	4,224,465 00	4,224,465 00		
09-JAN-01	(JPY/JPY)	36,949 75	0 00	0 00	36,222 64	36,222 64		727.11-S
S	6,000 000-							
04-JAN-01	NIPPON SHEET GLASS CO Y50	8,573,586 00	5,941,899 00-	2,631,687 00	8,573,586 00	8,573,586 00		
10-JAN-01	(JPY/JPY)	74,252.68	53,727 22-	20,525.46	73,748 11	73,748.11		
				23,795.64 I				
				3,270.18-C				504.57-S
S	2,000 000-							
05-JAN-01	NIPPON SHEET GLASS CO Y50	2,822,075 00	1,931,861 00-	890,214 00	2,822,075 00	2,822,075 00		
11-JAN-01	(JPY/JPY)	24,292 63	17,765 87-	6,526 76	23,972 77	23,972 77		
				8,186 63 I				
				1,659.07-C				319 06-S
S	4,000 000-							
09-JAN-01	NIPPON SHEET GLASS CO Y50	5,656,901 00	3,549,252 00-	2,107,649 00	5,656,901 00	5,656,901 00		
12-JAN-01	(JPY/JPY)	48,505.05	32,953 02-	15,552 03	48,041.62	48,041.62		
				19,583.65 I				
				4,031 62-C				463.43-S

MULTICURRENCY TRANSACTION REPORT
FOR THE PERIOD 01 JANUARY 2001 THROUGH 31 DECEMBER 2001

RUN DATE 19-FEB-02
PAGE 344
G2570
BASE CURRENCY: USD

KNI F540481
JOHN S AND JAMES L KNIGHT FDN
CAPITAL GUARDIAN

TRAN CODE/ EFFECTIVE/ SETTLE DTE	SHARES/PAR VALUE SECURITY DESCRIPTION (LOCAL CURR/SETTLE CURR)	(ORIGINAL SHARES/PAR VALUE)		INVESTMENT		CURRENCY		CURRENCY GAIN/LOSS IN BASE CURRENCY
		TRADE DATE LOCAL/BASE AMOUNT	LOCAL/BASE AMOUNT	INVESTMENT LOCAL/BASE COST	INVESTMENT LOCAL/BASE GAIN/LOSS	SETTLE DATE LOCAL/BASE AMOUNT	CURRENCY LOCAL/BASE COST	
S	3,000 000-							
12-JAN-01	NIPPON SHEET GLASS CO Y50	3,734,505 00	2,485,573 00-	1,248,932 00	3,734,505 00	3,734,505 00		
17-JAN-01	(JPY/JPY)	31,715.54	23,235 08-	8,480 46	31,580.10	31,580.10		
				11,474 99 I				
				3,194 53-C				135 44-S
S	3,000 000-							
07-JUN-01	NIKON Y50	3,945,658 00	11,657,510 00-	7,711,852 00-	3,945,658 00	3,945,658 00		
12-JUN-01	(JPY/JPY)	32,898.30	110,209 68-	77,311 38-	32,358 70	32,358 70		
				72,907 63-I				
				4,403.75-C				539.60-S
S	5,000 000-							
08-JUN-01	NIKON Y50	6,733,057 00	18,704,700 00-	11,971,643 00-	6,733,057 00	6,733,057 00		
13-JUN-01	(JPY/JPY)	55,748 76	175,622 22-	119,873 46-	55,311 40	55,311 41		
				112,404.24-I				.01 T
				7,469.22-C				437 36-S
S	2,000 000-							
12-JUN-01	NIKON Y50	2,566,879 00	7,249,955 00-	4,683,076 00-	2,566,879 00	2,566,879 00		
15-JUN-01	(JPY/JPY)	21,051 21	67,674 79-	46,623 58-	20,994 39	20,994 39		
				43,714 29-I				
				2,909.29-C				56.82-S
S	2,000 000-							
21-JUN-01	NIKON Y50	2,481,929 00	7,084,104 00-	4,682,175 00-	2,481,929 00	2,481,929 00		
26-JUN-01	(JPY/JPY)	19,950 48	63,264.21-	45,313.81-	20,034 56	20,034 56		
				42,398 77-I				
				2,915 04-C				86.16 S



Mellon Bank, N.A

MULTICURRENCY TRANSACTION REPORT
FOR THE PERIOD 01 JANUARY 2001 THROUGH 31 DECEMBER 2001

RUN DATE 19-FEB-0
PAGE 34
G2570
BASE CURRENCY: USD

KNI F540481
JOHN S AND JAMES L KNIGHT FDN
CAPITAL GUARDIAN

TRAN CODE/ EFFECTIVE/ SETTLE DTE	SHARES/PAR VALUE SECURITY DESCRIPTION (LOCAL CURR/SETTLE CURR)	(ORIGINAL SHARES/PAR VALUE)		INVESTMENT		CURRENCY		
		TRADE DATE LOCAL/BASE AMOUNT	LOCAL/BASE AMOUNT	INVESTMENT LOCAL/BASE COST	INVESTMENT LOCAL/BASE GAIN/LOSS	SETTLE DATE LOCAL/BASE AMOUNT	CURRENCY LOCAL/BASE COST	CURRENCY GAIN/LOSS IN BASE CURRENCY
S 22-JUN-01 27-JUN-01	NIKON Y50 (JPY/JPY)	2,000 000-	2,493,267.00 20,049.59	5,921,996 00- 55,106 09-	3,428,729 00- 35,056 50- 31,865 09-I 3,191.41-C	2,493,267.00 20,094.84	2,493,267.00 20,094.84	45.25
S 25-JUN-01 26-JUN-01	NIKON Y50 (JPY/JPY)	3,000 000-	3,685,321 00 29,756.32	7,148,088 00- 66,765.38-	3,462,767 00- 37,009 06- 32,343.74-I 4,665 32-C	3,685,321.00 29,502.63	3,685,321.00 29,502.63	253.69
S 04-JUL-01 09-JUL-01	NIKON Y50 (JPY/JPY)	3,000.000-	3,467,260.00 27,860.67	7,096,077 00- 66,060 05-	3,428,817 00- 38,199 38- 33,781 95-I 4,417.43-C	3,467,260.00 27,641.89	3,467,260.00 27,641.89	218.78
S 09-JUL-01 12-JUL-01	NIKON Y50 (JPY/JPY)	3,000 000-	2,987,532.00 23,817.37	6,720,937 00- 62,588.80-	3,733,405 00- 38,771 43- 34,768.67-I 4,002.76-C	2,987,532.00 24,112.45	2,987,532.00 24,112.45	295.08
S 16-JUL-01 19-JUL-01	NIKON Y50 (JPY/JPY)	3,000.000-	3,494,618.00 27,877.77	6,247,837 00- 58,551.29-	2,753,219 00- 30,673.52- 25,797 94-I 4,875.58-C	3,494,618 00 28,297.65	3,494,618.00 28,297.65	419.88

MULTICURRENCY TRANSACTION REPORT
FOR THE PERIOD 01 JANUARY 2001 THROUGH 31 DECEMBER 2001

RUN DATE: 19-FEB-0
PAGE: 34
G2570
BASE CURRENCY: USD

KNI F540481
JOHN S AND JAMES L KNIGHT FDN
CAPITAL GUARDIAN

TRAN CODE/ EFFECTIVE/ SETTLE DTE	SHARES/PAR VALUE SECURITY DESCRIPTION (LOCAL CURR/SETTLE CURR)	(ORIGINAL SHARES/PAR VALUE)		INVESTMENT		CURRENCY		
		TRADE DATE LOCAL/BASE AMOUNT	LOCAL/BASE AMOUNT	INVESTMENT LOCAL/BASE COST	INVESTMENT LOCAL/BASE GAIN/LOSS	SETTLE DATE LOCAL/BASE AMOUNT	CURRENCY LOCAL/BASE COST	CURRENCY GAIN/LOSS IN BASE CURRENCY
S 17-JUL-01 23-JUL-01	NIKON Y50 (JPY/JPY)	3,000 000-	3,217,172.00 25,721.94	6,061,074.00- 54,936.15-	2,843,902.00- 29,214.21- 25,778 47-I 3,435.74-C	3,217,172.00 25,898.98	3,217,172.00 25,898.97	.02 177.04
S 24-JUL-01 27-JUL-01	NIKON Y50 (JPY/JPY)	3,000.000-	3,137,472.00 25,289.96	6,048,536.00- 51,161.23-	2,911,064 00- 25,871 27- 24,623.09-I 1,248.18-C	3,137,472.00 25,351.26	3,137,472.00 25,351.26	61.50
S 02-AUG-01 07-AUG-01	NIKON Y50 (JPY/JPY)	3,000.000-	3,715,875.00 30,044.27	5,986,594.00- 50,903.56-	2,270,719.00- 20,859.29- 19,306 09-I 1,552.40-C	3,715,875.00 30,017.57	3,715,875.00 30,017.57	26.70
S 08-AUG-01 13-AUG-01	NIKON Y50 (JPY/JPY)	3,000.000-	3,309,453.00 26,887.54	5,955,622 00- 50,774.74-	2,644,169.00- 23,887 20- 22,559 95-I 1,327.25-C	3,309,453.00 27,076.73	3,309,453.00 27,076.73	189.19
S 14-AUG-01 17-AUG-01	NIKON Y50 (JPY/JPY)	1,000.000-	1,064,268.00 8,738.19	1,934,021 00- 16,575.42-	869,753.00- 7,837.23- 7,454 17-I 383 06-C	1,064,268.00 8,848.25	1,064,268 00 8,848.25	110.06



Mellon Bank N A

MULTICURRENCY TRANSACTION REPORT
FOR THE PERIOD 01 JANUARY 2001 THROUGH 31 DECEMBER 2001

RUN DATE: 19-FEB-02
PAGE: 347
G2570
BASE CURRENCY: USD

NI F540481
JOHN S AND JAMES L KNIGHT FDN
CAPITAL GUARDIAN

TRAN CODE/ EFFECTIVE/ SETTLE DTE	SHARES/PAR VALUE SECURITY DESCRIPTION (LOCAL CURR/SETTLE CURR)	(ORIGINAL SHARES/PAR VALUE) TRADE DATE LOCAL/BASE AMOUNT	INVESTMENT		SETTLE DATE LOCAL/BASE AMOUNT	CURRENCY		
			INVESTMENT LOCAL/BASE COST	INVESTMENT LOCAL/BASE GAIN/LOSS		CURRENCY LOCAL/BASE COST	CURRENCY GAIN/LOSS IN BASE CURRENCY	
05-NOV-01 00-NOV-01	NIKON Y50 (JPY/JPY)	3,000 000-	2,859,790 00 23,359 53	5,802,062 00- 49,726 28-	2,942,272 00- 26,366 75- 25,216 60-I 1,150 15-C	2,859,790 00 23,318 58	2,859,790.00 23,318.57	01-T 40 95-S
06-NOV-01 01-NOV-01	NIKON Y50 (JPY/JPY)	4,000 000-	4,244,768 00 34,583 41	7,919,225 00- 66,111 56-	3,674,457 00- 31,528.15- 30,668 02-I 860 15-C	4,244,768 00 34,469 67	4,244,768.00 34,469.67	113.74-S
07-NOV-01 07-NOV-01	NIKON Y50 (JPY/JPY)	3,000 000-	3,036,093 00 24,654 62	5,984,025 00- 49,289.02-	2,947,932 00- 24,636.40- 24,281 44-I 352.96-C	3,036,093 00 24,495 49	3,036,093.00 24,495.49	159 13-S
07-DEC-01 07-DEC-01	NIKON Y50 (JPY/JPY)	3,000 000-	3,714,465 00 29,421 50	5,983,435 00- 49,165.45-	2,268,970 00- 19,743.95- 18,643 96-I 1,099.99-C	3,714,465 00 29,106 80	3,714,465.00 29,106.80	314.70-S
02-MAR-01 05-MAR-01	NISSAN MOTOR CO Y50 (JPY/JPY)	25,000 000-	20,110,222 00 166,875 97	15,977,749 00- 148,048 81-	4,132,473 00 18,827 16 38,379 10 I 19,551 94-C	20,110,222 00 165,108.56	20,110,222.00 165,108.56	1,767 41-S

MULTICURRENCY TRANSACTION REPORT
FOR THE PERIOD 01 JANUARY 2001 THROUGH 31 DECEMBER 2001

RUN DATE: 19-FEB-02
PAGE: 348
G2570
BASE CURRENCY: USD

NI F540481
JOHN S AND JAMES L KNIGHT FDN
CAPITAL GUARDIAN

TRAN CODE/ EFFECTIVE/ SETTLE DTE	SHARES/PAR VALUE SECURITY DESCRIPTION (LOCAL CURR/SETTLE CURR)	(ORIGINAL SHARES/PAR VALUE) TRADE DATE LOCAL/BASE AMOUNT	INVESTMENT		SETTLE DATE LOCAL/BASE AMOUNT	CURRENCY		
			INVESTMENT LOCAL/BASE COST	INVESTMENT LOCAL/BASE GAIN/LOSS		CURRENCY LOCAL/BASE COST	CURRENCY GAIN/LOSS IN BASE CURRENCY	
03-MAR-01 06-MAR-01	NISSAN MOTOR CO Y50 (JPY/JPY)	7,000 000-	5,601,917 00 46,645 71	3,631,537 00- 35,334.20-	1,970,380.00 11,311.51 19,172.09 I 7,860.58-C	5,601,917 00 45,598.37	5,601,917.00 45,598.37	1,055 34-S
09-MAR-01 03-MAR-01	NISSAN MOTOR CO Y50 (JPY/JPY)	9,000 000-	7,288,689 00 59,662 66	4,583,189 00- 44,655.52-	2,705,500 00 15,087 14 26,359 71 I 11,352 57-C	7,288,689 00 59,407.36	7,288,689.00 59,407.36	255 30-S
01-MAR-01 06-MAR-01	NISSAN MOTOR CO Y50 (JPY/JPY)	5,000 000-	4,196,447 00 34,052 40	2,464,513 00- 24,045.36-	1,731,934 00 18,807.08 16,898.94 I 6,891 90-C	4,196,447.00 34,074 52	4,196,447.00 34,074.52	22 12 S
02-MAR-01 07-MAR-01	NISSAN MOTOR CO Y50 (JPY/JPY)	3,000 000-	2,604,958 00 20,965 46	1,486,833 00- 14,187 35-	1,118,125.00 6,778.11 10,672 68 I 3,894 57-C	2,604,958.00 21,153.58	2,604,958.00 21,153.58	188.12 S
06-MAR-01 09-MAR-01	NISSAN MOTOR CO Y50 (JPY/JPY)	4,000 000-	3,336,100 00 27,088 63	1,977,159 00- 18,800 75-	1,358,941 00 8,247 98 12,929 07 I 4,641 17-C	3,336,100.00 27,120.56	3,336,100.00 27,120.56	31.93 S



Mellon Bank, N.A

KNI F540481
JOHN S AND JAMES L KNIGHT FDN
CAPITAL GUARDIAN

MULTICURRENCY TRANSACTION REPORT
FOR THE PERIOD 01 JANUARY 2001 THROUGH 31 DECEMBER 2001

RUN DATE 19-FEB-02
PAGE 349
62570
BASE CURRENCY USD

TRAN CODE/ EFFECTIVE/ SETTLE DTE	SHARES/PAR VALUE SECURITY DESCRIPTION (LOCAL CURR/SETTLE CURR)	(ORIGINAL SHARES/PAR VALUE)		INVESTMENT		CURRENCY		
		TRADE DATE LOCAL/BASE AMOUNT	INVESTMENT LOCAL/BASE COST	INVESTMENT LOCAL/BASE GAIN/LOSS	SETTLE DATE LOCAL/BASE AMOUNT	CURRENCY LOCAL/BASE COST	CURRENCY GAIN/LOSS IN BASE CURRENCY	
S 27-MAR-01 02-APR-01	NISSAN MOTOR CD Y50 (JPY/JPY)	4,000.000-	3,319,206.00 26,953.64	1,925,114.00- 18,767.66-	1,394,092.00 8,185.78 13,590.95 I 5,405.17-C	3,319,206.00 26,251.24	3,319,206.00 26,251.24	702.40-
S 28-MAR-01 02-APR-01	NISSAN MOTOR CD Y50 (JPY/JPY)	4,000.000-	3,291,826.00 27,023.16	1,977,513.00- 18,378.37-	1,314,313.00 8,644.79 12,214.80 I 3,570.01-C	3,291,826.00 26,034.69	3,291,826.00 26,034.69	988.47-
S 30-MAR-01 04-APR-01	NISSAN MOTOR CD Y50 (JPY/JPY)	4,000.000-	3,247,343.00 25,912.41	1,919,992.00- 18,060.92-	1,327,351.00 7,851.49 12,489.80 I 4,638.31-C	3,247,343.00 25,927.93	3,247,343.00 25,927.93	15.52
S 02-APR-01 05-APR-01	NISSAN MOTOR CD Y50 (JPY/JPY)	5,000.000-	4,162,875.00 32,923.72	2,361,608.00- 22,309.62-	1,801,267.00 18,614.19 17,016.21 I 4,402.11-C	4,162,875.00 33,404.55	4,162,875.00 33,404.55	480.83
S 03-APR-01 06-APR-01	NISSAN MOTOR CD Y50 (JPY/JPY)	7,000.000-	6,006,562.00 47,701.61	3,213,335.00- 30,845.97-	2,793,227.00 16,855.44 26,822.32 I 9,966.88-C	6,006,562.00 48,473.24	6,006,562.00 48,473.24	771.83

KNI F540481
JOHN S AND JAMES L KNIGHT FDN
CAPITAL GUARDIAN

MULTICURRENCY TRANSACTION REPORT
FOR THE PERIOD 01 JANUARY 2001 THROUGH 31 DECEMBER 2001

RUN DATE: 19-FEB-02
PAGE: 350
62570
BASE CURRENCY: USD

TRAN CODE/ EFFECTIVE/ SETTLE DTE	SHARES/PAR VALUE SECURITY DESCRIPTION (LOCAL CURR/SETTLE CURR)	(ORIGINAL SHARES/PAR VALUE)		INVESTMENT		CURRENCY		
		TRADE DATE LOCAL/BASE AMOUNT	INVESTMENT LOCAL/BASE COST	INVESTMENT LOCAL/BASE GAIN/LOSS	SETTLE DATE LOCAL/BASE AMOUNT	CURRENCY LOCAL/BASE COST	CURRENCY GAIN/LOSS IN BASE CURRENCY	
S 04-APR-01 09-APR-01	NISSAN MOTOR CD Y50 (JPY/JPY)	3,880.000-	2,560,941.00 20,447.45	1,306,667.00- 12,799.79-	1,254,274.00 7,647.66 12,286.56 I 4,638.90-C	2,560,941.00 20,483.43	2,560,941.00 20,483.43	35.98
S 05-APR-01 10-APR-01	NISSAN MOTOR CD Y50 (JPY/JPY)	3,800.000-	2,601,528.00 20,875.69	1,307,677.00- 12,378.98-	1,293,851.00 8,496.71 12,248.42 I 3,751.71-C	2,601,528.00 20,896.65	2,601,528.00 20,896.65	20.96
S 06-APR-01 11-APR-01	NISSAN MOTOR CD Y50 (JPY/JPY)	4,000.000-	3,374,464.00 27,232.09	1,682,633.00- 15,151.35-	1,691,831.00 12,080.74 15,234.17 I 3,153.43-C	3,374,464.00 27,061.74	3,374,464.00 27,061.74	170.35-
S 10-APR-01 13-APR-01	NISSAN MOTOR CD Y50 (JPY/JPY)	5,000.000-	4,130,353.00 33,176.86	2,318,087.00- 18,625.21-	1,812,266.00 14,551.65 14,794.15 I 242.48-C	4,130,353.00 33,460.41	4,130,353.00 33,460.41	283.55
S 07-MAY-01 10-MAY-01	NISSAN MOTOR CD Y50 (JPY/JPY)	3,800.000-	2,576,167.00 21,246.74	1,476,770.00- 11,049.53-	1,099,397.00 18,197.21 8,225.94 I 1,971.27 C	2,576,167.00 21,001.65	2,576,167.00 21,001.65	245.09-



Mellon Bank, N A

MULTICURRENCY TRANSACTION REPORT FOR THE PERIOD 01 JANUARY 2001 THROUGH 31 DECEMBER 2001

RUN DATE 19-FEB-02 PAGE 351 G2570 BASE CURRENCY: USD

KNI F540481 JOHN S AND JAMES L KNIGHT FDN CAPITAL GUARDIAN

Table with columns: TRAN CODE/EFFECTIVE/SETTLE DTE, SHARES/PAR VALUE, SECURITY DESCRIPTION, TRADE DATE LOCAL/BASE AMOUNT, INVESTMENT LOCAL/BASE COST, INVESTMENT LOCAL/BASE GAIN/LOSS, SETTLE DATE LOCAL/BASE AMOUNT, CURRENCY LOCAL/BASE COST, CURRENCY GAIN/LOSS IN BASE CURRENCY. Includes transactions for NISSAN MOTOR CO Y50.

MULTICURRENCY TRANSACTION REPORT FOR THE PERIOD 01 JANUARY 2001 THROUGH 31 DECEMBER 2001

RUN DATE 19-FEB-02 PAGE 352 G2570 BASE CURRENCY: USD

KNI F540481 JOHN S AND JAMES L KNIGHT FDN CAPITAL GUARDIAN

Table with columns: TRAN CODE/EFFECTIVE/SETTLE DTE, SHARES/PAR VALUE, SECURITY DESCRIPTION, TRADE DATE LOCAL/BASE AMOUNT, INVESTMENT LOCAL/BASE COST, INVESTMENT LOCAL/BASE GAIN/LOSS, SETTLE DATE LOCAL/BASE AMOUNT, CURRENCY LOCAL/BASE COST, CURRENCY GAIN/LOSS IN BASE CURRENCY. Includes transactions for NISSAN MOTOR CO Y50, SANKYO CO Y50, and SONY CORP Y50.



Mellon Bank, N.A

KNI F540481
JOHN S AND JAMES L KNIGHT FDN
CAPITAL GUARDIAN

MULTICURRENCY TRANSACTION REPORT
FOR THE PERIOD 01 JANUARY 2001 THROUGH 31 DECEMBER 2001

RUN DATE: 19-FEB-0
PAGE: 35
G2570
BASE CURRENCY: USD

TRAN CODE/ EFFECTIVE/ SETTLE DTE	SHARES/PAR VALUE SECURITY DESCRIPTION (LOCAL CURR/SETTLE CURR)	(ORIGINAL SHARES/PAR VALUE)		INVESTMENT		CURRENCY		
		TRADE DATE LOCAL/BASE AMOUNT	SHARES/PAR VALUE LOCAL/BASE AMOUNT	INVESTMENT LOCAL/BASE COST	INVESTMENT LOCAL/BASE GAIN/LOSS	SETTLE DATE LOCAL/BASE AMOUNT	CURRENCY LOCAL/BASE COST	CURRENCY GAIN/LOSS IN BASE CURRENCY
S	800.000-							
22-JAN-01	SONY CORP Y50		7,058,979 00	2,596,166.00-	4,462,813.00	7,058,979.00	7,058,979.00	
25-JAN-01	(JPY/JPY)		60,555.71	19,519.39-	41,036.32 33,558.60 I 7,477.72 C	60,377.01	60,377.01	178.70
S	400.000-							
23-JAN-01	SONY CORP Y50		3,490,283.00	1,322,552.00-	2,167,731 00	3,490,283 00	3,490,283 00	
26-JAN-01	(JPY/JPY)		29,850 61	9,730.37-	20,120 26 15,948 57 I 4,171.67 C	29,836 58	29,836.58	14 03
S	1,200.000-							
24-JAN-01	SONY CORP Y50		10,388,167 00	3,492,604 00-	6,895,563.00	10,388,167 00	10,388,167.00	
29-JAN-01	(JPY/JPY)		87,927.26	29,183.18-	58,744.08 58,590.12 I 153.96 C	88,875 11	88,875.11	947.85
S	500.000-							
25-JAN-01	SONY CORP Y50		4,224,456 00	1,330,465 00-	2,893,991.00	4,224,456 00	4,224,456.00	
30-JAN-01	(JPY/JPY)		36,132 71	12,157.58-	23,975 13 26,444.84 I 2,469.71-C	36,205 48	36,205.49	81 72 77
S	300.000-							
26-JAN-01	SONY CORP Y50		2,587,819 00	798,279 00-	1,789,540.00	2,587,819.00	2,587,819.00	
31-JAN-01	(JPY/JPY)		22,121 89	7,294.55-	14,827.34 16,352.54 I 1,525.20-C	22,254.11	22,254.11	132 22

KNI F540481
JOHN S AND JAMES L KNIGHT FDN
CAPITAL GUARDIAN

MULTICURRENCY TRANSACTION REPORT
FOR THE PERIOD 01 JANUARY 2001 THROUGH 31 DECEMBER 2001

RUN DATE: 19-FEB-0
PAGE: 35
G2570
BASE CURRENCY: USD

TRAN CODE/ EFFECTIVE/ SETTLE DTE	SHARES/PAR VALUE SECURITY DESCRIPTION (LOCAL CURR/SETTLE CURR)	(ORIGINAL SHARES/PAR VALUE)		INVESTMENT		CURRENCY		
		TRADE DATE LOCAL/BASE AMOUNT	SHARES/PAR VALUE LOCAL/BASE AMOUNT	INVESTMENT LOCAL/BASE COST	INVESTMENT LOCAL/BASE GAIN/LOSS	SETTLE DATE LOCAL/BASE AMOUNT	CURRENCY LOCAL/BASE COST	CURRENCY GAIN/LOSS IN BASE CURRENCY
S	400.000-							
29-JAN-01	SONY CORP Y50		3,418,511.00	1,044,372.00-	2,354,139.00	3,418,511.00	3,418,511.00	
01-FEB-01	(JPY/JPY)		29,246.79	9,726.06-	19,520.73 21,511.76 I 1,991.03-C	29,641.13	29,641.13	394.34
S	2,300.000-							
01-AUG-01	SONY CORP Y50		14,224,533 00	21,740,633 00-	7,516,100.00-	14,224,533.00	14,224,533.00	
06-AUG-01	(JPY/JPY)		114,019.75	170,300.87-	64,201 12- 61,839 95-I 2,641.17-C	114,048.27	114,048.28	81 828.52
S	800.000-							
02-AUG-01	SONY CORP Y50		5,047,840.00	4,682,190.00-	1,634,358.00-	5,047,840.00	5,047,840.00	
07-AUG-01	(JPY/JPY)		40,813.71	55,074.33-	14,260.62- 13,069.11-I 1,191.51-C	40,777.45	40,777.45	36.26
S	300.000-							
06-AUG-01	SONY CORP Y50		1,889,998 00	798,279.00-	1,091,719.00	1,889,998.00	1,889,998.00	
09-AUG-01	(JPY/JPY)		15,259 76	7,294.55-	7,965 21 9,975.96 I 2,010.75-C	15,357.72	15,357.72	97 96
S	900.000-							
14-AUG-01	SONY CORP Y50		5,449,187 00	2,394,836 00-	3,054,351.00	5,449,187.00	5,449,187.00	
17-AUG-01	(JPY/JPY)		44,740.65	21,883 64-	22,857.01 27,910.19 I 5,053.18-C	45,304.18	45,304.18	563.53



Mellon Trust

Mellon Bank, N.A

MULTICURRENCY TRANSACTION REPORT FOR THE PERIOD 01 JANUARY 2001 THROUGH 31 DECEMBER 2001

RUN DATE: 19-FEB-02
PAGE: 355
BASE CURRENCY: USD

(NI F540481
JOHN S AND JAMES L KNIGHT FDN
CAPITAL GUARDIAN

TRAN CODE/ EFFECTIVE/ SETTLE DTE	SHARES/PAR VALUE SECURITY DESCRIPTION (LOCAL CURR/SETTLE CURR)	(ORIGINAL SHARES/PAR VALUE) TRADE DATE LOCAL/BASE AMOUNT	INVESTMENT		CURRENCY		
			INVESTMENT LOCAL/BASE COST	INVESTMENT LOCAL/BASE GAIN/LOSS	SETTLE DATE LOCAL/BASE AMOUNT	CURRENCY LOCAL/BASE COST	CURRENCY GAIN/LOSS IN BASE CURRENCY
S 15-OCT-01 THX CO Y50 16-OCT-01 (JPY/JPY)	2,000 000-	2,937,978 00 24,277 80	6,433,967 00- 57,961 05-	3,495,989 00- 33,683 25- 31,493 97-I 2,189 28-C	2,937,978 00 24,276 80	2,937,978.00 24,276.80	- 1.00-S
S 16-OCT-01 THX CO Y50 19-OCT-01 (JPY/JPY)	4,000 000-	5,773,851.00 47,627 24	12,867,934 00- 115,922.11-	7,094,083 00- 68,294 87- 63,907.78-I 4,387 09-C	5,773,851.00 47,611 54	5,773,851.00 47,611.54	- 15.70-S
S 17-OCT-01 THX CO Y50 22-OCT-01 (JPY/JPY)	2,100.000-	3,139,811 00 25,962 80	6,755,665 00- 60,859 11-	3,615,854 00- 34,896 31- 32,573 80-I 2,322 51-C	3,139,811 00 25,739 32	3,139,811.00 25,739.32	- 223 48-S
S 18-OCT-01 THX CO Y50 23-OCT-01 (JPY/JPY)	3,000.000-	4,445,198 00 36,731 10	9,650,951 00- 86,941 58-	5,205,753 00- 50,210.48- 46,896 56-I 3,313 92-C	4,445,198 00 36,136 88	4,445,198.00 36,136.87	- 594 01-T 22-S
S 19-OCT-01 THX CO Y50 24-OCT-01 (JPY/JPY)	3,000 000-	4,509,905 00 37,188 96	9,650,951 00- 86,941 58-	5,141,046 00- 49,752 62- 46,313 44-I 3,438 98-C	4,509,905 00 36,691 25	4,509,905 00 36,691.25	- 497 71-S

MULTICURRENCY TRANSACTION REPORT FOR THE PERIOD 01 JANUARY 2001 THROUGH 31 DECEMBER 2001

RUN DATE: 19-FEB-02
PAGE: 356
BASE CURRENCY: USD

(NI F540481
JOHN S AND JAMES L KNIGHT FDN
CAPITAL GUARDIAN

TRAN CODE/ EFFECTIVE/ SETTLE DTE	SHARES/PAR VALUE SECURITY DESCRIPTION (LOCAL CURR/SETTLE CURR)	(ORIGINAL SHARES/PAR VALUE) TRADE DATE LOCAL/BASE AMOUNT	INVESTMENT		CURRENCY		
			INVESTMENT LOCAL/BASE COST	INVESTMENT LOCAL/BASE GAIN/LOSS	SETTLE DATE LOCAL/BASE AMOUNT	CURRENCY LOCAL/BASE COST	CURRENCY GAIN/LOSS IN BASE CURRENCY
1 12-OCT-01 THX CO Y50 15-OCT-01 (JPY/JPY)	2,000.000-	2,986,388.00 24,481 60	6,433,967 00- 57,961.06-	3,447,579 00- 33,479 46- 31,057 87-I 2,421 59-C	2,986,388 00 24,342.91	2,986,388.00 24,342.91	- 138.69-S
1 13-OCT-01 THX CO Y50 16-OCT-01 (JPY/JPY)	2,900 000-	4,369,683.00 35,522.99	9,329,252 00- 84,043.53-	4,959,569.00- 48,520.54- 44,678 79-I 3,841 75-C	4,369,683.00 35,491 25	4,369,683.00 35,491.25	- 31.74-S
1 17-SEP-01 TAIYO YUDEN CO Y50 12-OCT-01 (JPY/JPY)	2,000.000-	3,080,093 00 25,740 37	11,825,641.00- 112,852 57-	8,745,548.00- 87,112.20- 83,454 50-I 3,657 70-C	3,080,093 00 25,494.29	3,080,093.00 25,494.28	- 246.08-S
1 1-OCT-01 TAIYO YUDEN CO Y50 4-OCT-01 (JPY/JPY)	2,000.000-	2,998,237 00 24,962 42	11,394,872 00- 111,621 40-	8,396,635.00- 86,658 98- 82,251.40-I 4,407.56-C	2,998,237 00 24,862.03	2,998,237 00 24,862.03	- 100.39-S
1 5-OCT-01 TAIYO YUDEN CO Y50 1-OCT-01 (JPY/JPY)	2,000 000-	3,213,567.00 26,720 72	11,727,497.00- 110,093 25-	8,513,930 00- 83,372 51- 79,924.27-I 3,448.24-C	3,213,567.00 26,480.71	3,213,567.00 26,480.72	- 240 01-T 01-S



Mellon Bank, N.A

KNI F540481
JOHN S AND JAMES L KNIGHT FDN
CAPITAL GUARDIAN

MULTICURRENCY TRANSACTION REPORT
FOR THE PERIOD 01 JANUARY 2001 THROUGH 31 DECEMBER 2001

RUN DATE 19-FEB-02
PAGE: 35
62570
BASE CURRENCY: USD

TRAN CODE/ EFFECTIVE/ SETTLE DTE	SHARES/PAR VALUE SECURITY DESCRIPTION (LOCAL CURR/SETTLE CURR)	INVESTMENT		CURRENCY			
		(ORIGINAL SHARES/PAR VALUE) TRADE DATE LOCAL/BASE AMOUNT	INVESTMENT LOCAL/BASE COST	INVESTMENT LOCAL/BASE GAIN/LOSS	SETTLE DATE LOCAL/BASE AMOUNT	CURRENCY LOCAL/BASE COST	CURRENCY GAIN/LOSS IN BASE CURRENCY
\$	5,000.000- 19-OCT-01 TAIYO YUDEN CO Y50 24-OCT-01 (JPY/JPY)	9,273,073 00 76,466 34	27,894,852.00- 266,427.59-	18,621,779 00- 189,961 25- 177,837.91-I 12,123 34-C	9,273,073.00 75,442.98	9,273,073 00 75,442.98	1,023.36-
\$	2,000.000- 23-OCT-01 TAIYO YUDEN CO Y50 26-OCT-01 (JPY/JPY)	3,828,698 00 31,125 09	10,829,539 00- 101,374 31-	7,000,841.00- 70,249.29- 65,534 30-I 4,714.92-C	3,828,698.00 31,097.29	3,828,698.00 31,097.29	27.80-
\$	2,000.000- 24-OCT-01 TAIYO YUDEN CO Y50 29-OCT-01 (JPY/JPY)	3,737,417 00 30,406 52	10,081,999.00- 97,130 76-	6,343,682 00- 66,724.24- 61,115 64-I 5,608 60-C	3,737,417.00 30,637.08	3,737,417.00 30,637.08	230.56
\$	2,000.000- 19-NOV-01 TAIYO YUDEN CO Y50 22-NOV-01 (JPY/JPY)	3,626,641 00 29,410 74	9,996,334.00- 95,000 56-	6,369,693 00- 65,589 80- 60,333 08-I 5,056 72-C	3,626,641 00 29,280 16	3,626,641.00 29,280.16	130.60-
\$	2,000.000- 27-NOV-01 TAIYO YUDEN CO Y50 30-NOV-01 (JPY/JPY)	3,904,036.00 31,498.13	9,840,370 00- 93,675 45-	5,936,334 00- 62,177.32- 56,510 92-I 5,666.40-C	3,904,036 00 31,709.19	3,904,036.00 31,709.19	211.06

KNI F540481
JOHN S AND JAMES L KNIGHT FDN
CAPITAL GUARDIAN

MULTICURRENCY TRANSACTION REPORT
FOR THE PERIOD 01 JANUARY 2001 THROUGH 31 DECEMBER 2001

RUN DATE: 19-FEB-02
PAGE: 35
62570
BASE CURRENCY: USD

TRAN CODE/ EFFECTIVE/ SETTLE DTE	SHARES/PAR VALUE SECURITY DESCRIPTION (LOCAL CURR/SETTLE CURR)	INVESTMENT		CURRENCY			
		(ORIGINAL SHARES/PAR VALUE) TRADE DATE LOCAL/BASE AMOUNT	INVESTMENT LOCAL/BASE COST	INVESTMENT LOCAL/BASE GAIN/LOSS	SETTLE DATE LOCAL/BASE AMOUNT	CURRENCY LOCAL/BASE COST	CURRENCY GAIN/LOSS IN BASE CURRENCY
\$	2,000 000- 05-DEC-01 TAIYO YUDEN CO Y50 10-DEC-01 (JPY/JPY)	3,935,697 00 31,674 36	9,859,816 00- 93,568 83-	5,924,119.00- 61,894.47- 56,219 40-I 5,675.07-C	3,935,697.00 31,191.13	3,935,697.00 31,191.13	483.23-
\$	200.000- 19-OCT-01 TOKYO SEIMITSU Y50 24-OCT-01 (JPY/JPY)	613,897.00 5,062.23	2,792,560.00- 26,564 19-	2,178,643.00- 21,501 96- 20,724.50-I 777.46-C	613,897.00 4,994 48	613,897.00 4,994.48	67.75-
\$	700.000- 05-APR-01 TOKYO ELECTRON Y50 10-APR-01 (JPY/JPY)	5,497,952.00 44,117.73	2,734,169 00- 22,489 39-	2,763,783.00 21,706 34 22,652 10 I 943.76-C	5,497,952 00 44,162.03	5,497,952.00 44,162.03	44.30
\$	700.000- 06-APR-01 TOKYO ELECTRON Y50 11-APR-01 (JPY/JPY)	5,671,623.00 45,770.27	2,734,169.00- 22,489 39-	2,937,454.00 23,360 88 24,075.52 I 714.64-C	5,671,623.00 45,483 97	5,671,623.00 45,483.97	286.30-
\$	400.000- 06-APR-01 TOKYO ELECTRON Y50 11-APR-01 (JPY/JPY)	3,282,588.00 26,490.64	1,568,015 00- 12,800 39-	1,714,573.00 13,690.25 13,994.92 I 306.67-C	3,282,588.00 26,324.94	3,282,588.00 26,324.94	165.70-



Mellon Bank, N.A

MULTICURRENCY TRANSACTION REPORT
FOR THE PERIOD 01 JANUARY 2001 THROUGH 31 DECEMBER 2001

RUN DATE 19-FEB-02
PAGE 359
62570
BASE CURRENCY USD

KNI F540481
JOHN S AND JAMES L KNIGHT FDN
CAPITAL GUARDIAN

TRAN CODE/ EFFECTIVE/ SETTLE DTE	SHARES/PAR VALUE SECURITY DESCRIPTION (LOCAL CURR/SETTLE CURR)	(ORIGINAL SHARES/PAR VALUE) TRADE DATE LOCAL/BASE AMOUNT	INVESTMENT		SETTLE DATE LOCAL/BASE AMOUNT	CURRENCY	
			INVESTMENT LOCAL/BASE COST	INVESTMENT LOCAL/BASE GAIN/LOSS		CURRENCY LOCAL/BASE COST	CURRENCY GAIN/LOSS IN BASE CURRENCY
S 12-APR-01 17-APR-01	700 000- TOKYO ELECTRON Y50 (JPY/JPY)	5,820,883 00 47,155 57	2,747,312 00- 22,397.78-	3,073,571.00 24,757.79 25,057.64 I 299.85-C	5,820,883.00 47,035 54	5,820,883.00 47,035.54	120 03-S
S 13-APR-01 18-APR-01	300 000- TOKYO ELECTRON Y50 (JPY/JPY)	2,607,018.00 21,119 72	1,177,419 00- 9,599 05-	1,429,599.00 11,520.67 11,654.97 I 134.30-C	2,607,018 00 21,264.42	2,607,018.00 21,264.42	144.70 S
S 01-MAY-01 08-MAY-01	300.000- TOKYO ELECTRON Y50 (JPY/JPY)	2,846,010 00 23,314 57	1,177,419.00- 9,599 05-	1,668,591 00 13,715 52 13,603 38 I 112 14 C	2,846,010.00 23,361.46	2,846,010 00 23,361.46	46 89 S
S 02-MAY-01 09-MAY-01	700.000- TOKYO ELECTRON Y50 (JPY/JPY)	6,658,656 00 54,583 62	2,747,312 00- 22,397 78-	3,911,344 00 32,185 84 31,867 68 I 298 16 C	6,658,656 00 54,521 85	6,658,656.00 54,521.85	62.57-S
S 02-AUG-01 07-AUG-01	20,000.000- TORAY INDUSTRIES INC Y50 (JPY/JPY)	8,283,549 00 66,975 66	8,953,452 00- 84,528 38-	669,903 00- 17,552.72- 6,324 50-I 11,228.22-C	8,283,549.00 66,916 14	8,283,549.00 66,916.14	59 52-S

MULTICURRENCY TRANSACTION REPORT
FOR THE PERIOD 01 JANUARY 2001 THROUGH 31 DECEMBER 2001

RUN DATE 19-FEB-02
PAGE 360
62570
BASE CURRENCY. USD

KNI F540481
JOHN S AND JAMES L KNIGHT FDN
CAPITAL GUARDIAN

TRAN CODE/ EFFECTIVE/ SETTLE DTE	SHARES/PAR VALUE SECURITY DESCRIPTION (LOCAL CURR/SETTLE CURR)	(ORIGINAL SHARES/PAR VALUE) TRADE DATE LOCAL/BASE AMOUNT	INVESTMENT		SETTLE DATE LOCAL/BASE AMOUNT	CURRENCY	
			INVESTMENT LOCAL/BASE COST	INVESTMENT LOCAL/BASE GAIN/LOSS		CURRENCY LOCAL/BASE COST	CURRENCY GAIN/LOSS IN BASE CURRENCY
S 08-AUG-01 13-AUG-01	6,000.000- TORAY INDUSTRIES INC Y50 (JPY/JPY)	2,549,048 00 20,709.66	2,675,771 00- 25,013.05-	126,723 00- 4,383 39- 1,184.60-I 3,118.79-C	2,549,048.00 20,855.37	2,549,048.00 20,855.36	-81-T 145 71 S
S 15-AUG-01 20-AUG-01	8,000.000- TORAY INDUSTRIES INC Y50 (JPY/JPY)	3,298,431 00 27,582.97	3,528,527.00- 32,838.02-	238,096 00- 5,335.05- 2,141.35-I 3,193 70-C	3,298,431 00 27,332.04	3,298,431.00 27,332.04	176 93-S
S 07-MAY-01 10-MAY-01	6,000.000- TOSTEM CORP Y50 (JPY/JPY)	12,634,112.00 104,198.87	9,585,874 00- 85,783 18-	3,128,238.00 18,415 69 28,250.97 I 9,815.28-C	12,634,112 00 102,996.88	12,634,112 00 102,996.88	1,201 99-S
S 08-MAY-01 11-MAY-01	5,000 000- TOSTEM CORP Y50 (JPY/JPY)	10,710,938.00 87,928 69	7,988,280.00- 71,112.59-	2,810,658.00 16,808 18 25,300.62 I 8,492.52-C	10,710,938 00 87,604 29	10,710,938.00 87,604.29	316 40-S
S 22-MAY-01 25-MAY-01	4,000.000- TOSTEM CORP Y50 (JPY/JPY)	7,993,818 00 65,159.91	6,222,831.00- 56,864.76-	1,778,987.00 9,095 15 15,955 11 I 6,859 94-C	7,993,818.00 66,237.05	7,993,818.00 66,237.05	1,077 14 S



Mellon Bank, N.A

KNI F540481
JOHN S AND JAMES L KNIGHT FDN
CAPITAL GUARDIAN

MULTICURRENCY TRANSACTION REPORT
FOR THE PERIOD 01 JANUARY 2001 THROUGH 31 DECEMBER 2001

RUN DATE: 19-FEB-01
PAGE: 36
62570
BASE CURRENCY: USD

TRAN CODE/ EFFECTIVE/ SETTLE DTE	SHARES/PAR VALUE SECURITY DESCRIPTION (LOCAL CURR/SETTLE CURR)	(ORIGINAL SHARES/PAR VALUE) TRADE DATE LOCAL/BASE AMOUNT	INVESTMENT		SETTLE DATE LOCAL/BASE AMOUNT	CURRENCY	
			INVESTMENT LOCAL/BASE COST	INVESTMENT LOCAL/BASE GAIN/LOSS		CURRENCY LOCAL/BASE COST	CURRENCY GAIN/LOSS IN BASE CURRENCY
S	2,000.000- 01-JUN-01 TOSTEM CORP Y50 06-JUN-01 (JPY/JPY)	4,193,466.00 35,268.85	3,119,779.00- 27,898.15-	1,073,687.00 7,370.70 9,602.18 I 2,231.48-C	4,193,466.00 34,817.88	4,193,466.00 34,817.88	450.97
S	2,000.000- 05-JUN-01 TOSTEM CORP Y50 08-JUN-01 (JPY/JPY)	4,199,945.00 34,941.31	3,134,993.00- 27,896.36-	1,064,952.00 7,044.95 9,476.35 I 2,431.40-C	4,199,945.00 34,774.95	4,199,945.00 34,774.95	166.36
S	2,000.000- 08-JUN-01 TOSTEM CORP Y50 13-JUN-01 (JPY/JPY)	4,194,120.00 34,724.72	3,134,993.00- 27,896.35-	1,059,127.00 6,830.37 9,424.52 I 2,594.15-C	4,194,120.00 34,454.28	4,194,120.00 34,454.28	272.44
S	2,000.000- 15-JUN-01 TOSTEM CORP Y50 20-JUN-01 (JPY/JPY)	3,996,815.00 32,689.77	3,101,545.00- 27,736.14-	895,270.00 4,953.63 8,008.06 I 3,054.43-C	3,996,815.00 32,416.68	3,996,815.00 32,416.68	273.09
S	2,000.000- 22-JUN-01 TOSTEM CORP Y50 27-JUN-01 (JPY/JPY)	3,993,315.00 32,112.22	3,034,179.00- 26,991.01-	959,136.00 5,121.21 8,527.99 I 3,406.78-C	3,993,315.00 32,184.69	3,993,315.00 32,184.68	.01 72.47

KNI F540481
JOHN S AND JAMES L KNIGHT FDN
CAPITAL GUARDIAN

MULTICURRENCY TRANSACTION REPORT
FOR THE PERIOD 01 JANUARY 2001 THROUGH 31 DECEMBER 2001

RUN DATE: 19-FEB-01
PAGE: 36
62570
BASE CURRENCY: USD

TRAN CODE/ EFFECTIVE/ SETTLE DTE	SHARES/PAR VALUE SECURITY DESCRIPTION (LOCAL CURR/SETTLE CURR)	(ORIGINAL SHARES/PAR VALUE) TRADE DATE LOCAL/BASE AMOUNT	INVESTMENT		SETTLE DATE LOCAL/BASE AMOUNT	CURRENCY	
			INVESTMENT LOCAL/BASE COST	INVESTMENT LOCAL/BASE GAIN/LOSS		CURRENCY LOCAL/BASE COST	CURRENCY GAIN/LOSS IN BASE CURRENCY
S	2,000.000- 25-JUN-01 TOSTEM CORP Y50 28-JUN-01 (JPY/JPY)	4,044,330.00 32,655.06	2,852,723.00- 24,640.99-	1,191,607.00 8,014.07 10,256.67 I 2,242.60-C	4,044,330.00 32,376.66	4,044,330.00 32,376.66	278.40
S	1,000.000- 29-JUN-01 TOSTEM CORP Y50 04-JUL-01 (JPY/JPY)	2,032,323.00 16,295.08	1,352,593.00- 11,437.93-	679,730.00 4,857.15 5,748.00 I 890.85-C	2,032,323.00 16,330.44	2,032,323.00 16,330.44	55.56
S	2,000.000- 13-SEP-01 YAMANOUCHI PHARMACEUTICAL CO 18-SEP-01 Y50 (JPY/JPY)	5,797,425.00 48,748.58	11,881,935.00- 111,840.51-	6,084,510.00- 63,091.95- 57,271.37-I 5,820.56-C	5,797,425.00 49,371.30	5,797,425.00 49,371.30	622.72
S	2,000.000- 14-SEP-01 YAMANOUCHI PHARMACEUTICAL CO 19-SEP-01 Y50 (JPY/JPY)	5,818,173.00 49,605.02	11,754,375.00- 110,388.74-	5,936,202.00- 60,745.72- 55,744.22-I 5,039.50-C	5,818,173.00 49,602.91	5,818,173.00 49,602.91	2.11
S	1,000.000- 17-SEP-01 YAMANOUCHI PHARMACEUTICAL CO 20-SEP-01 Y50 (JPY/JPY)	2,869,372.00 24,362.84	5,859,272.00- 54,603.09-	2,989,900.00- 30,420.25- 27,965.21-I 2,455.04-C	2,869,372.00 24,696.58	2,869,372.00 24,696.58	313.74



Mellon Bank, N A

MULTICURRENCY TRANSACTION REPORT
FOR THE PERIOD 01 JANUARY 2001 THROUGH 31 DECEMBER 2001

RUN DATE: 19-FEB-02
PAGE: 363
BASE CURRENCY: USD

KNI F540481
JOHN S AND JAMES L KNIGHT FDN
CAPITAL GUARDIAN

TRAN CODE/ EFFECTIVE/ SETTLE DTE	SHARES/PAR VALUE SECURITY DESCRIPTION (LOCAL CURR/SETTLE CURR)	INVESTMENT		INVESTMENT LOCAL/BASE GAIN/LOSS	SETTLE DATE LOCAL/BASE AMOUNT	CURRENCY	
		(ORIGINAL SHARES/PAR VALUE) TRADE DATE LOCAL/BASE AMOUNT	INVESTMENT LOCAL/BASE COST			CURRENCY LOCAL/BASE COST	CURRENCY GAIN/LOSS IN BASE CURRENCY
S	2,000,000-						
18-SEP-01	YAMANOUCHI PHARMACEUTICAL CO	6,015,850 00	11,525,842 00-	5,509,992 00-	6,015,850.00	6,015,850.00	
21-SEP-01	Y50 (JPY/JPY)	51,231 42	107,262 97-	56,831 55- 51,276 16-I 4,755.39-C	51,591 70	51,591.70	360 28 S
TOTAL JAPANESE YEN		958,969,282 00 7,910,697 08	1,303,999,982 00- 11,790,136 85-	371,623,944 00- 4,111,997 21- 3,488,135 48-I 623,861.73-C	958,969,282 00 7,882,009 05	958,969,282.00 7,883,717.10	1,708 05 T 28,688.03-S
SOUTH KOREAN WON							
S	440,000-						
15-MAR-01	SAMSUNG ELECTRS KSWNS000	85,230,534 00	145,384,002 35-	60,153,468 35-	85,230,534 00	85,230,534.00	
19-MAR-01	(KRW/KRW)	66,327 25	129,859 21-	63,531 96- 53,783 32-I 9,748 64-C	65,789.70	65,789.70	537 55-S
S	440,000-						
16-MAR-01	SAMSUNG ELECTRS KSWNS000	84,922,394.00	99,931,752 96-	15,009,358 96-	84,922,394 00	84,922,394.00	
20-MAR-01	(KRW/KRW)	65,653.16	88,689 52-	25,036 36- 13,320 97-I 9,715.39-C	65,524 00	65,524.00	129.16-S
S	450,000-						
19-MAR-01	SAMSUNG ELECTRS KSWNS000	85,826,934 00	99,680,938 91-	13,854,004 91-	85,826,934.00	85,826,934.00	
21-MAR-01	(KRW/KRW)	66,250 07	88,670 33-	22,220 26- 12,294 08-I 9,926.18-C	65,566 80	65,566 80	683.27-S

MULTICURRENCY TRANSACTION REPORT
FOR THE PERIOD 01 JANUARY 2001 THROUGH 31 DECEMBER 2001

RUN DATE: 19-FEB-02
PAGE: 364
BASE CURRENCY: USD

KNI F540481
JOHN S AND JAMES L KNIGHT FDN
CAPITAL GUARDIAN

TRAN CODE/ EFFECTIVE/ SETTLE DTE	SHARES/PAR VALUE SECURITY DESCRIPTION (LOCAL CURR/SETTLE CURR)	INVESTMENT		INVESTMENT LOCAL/BASE GAIN/LOSS	SETTLE DATE LOCAL/BASE AMOUNT	CURRENCY	
		(ORIGINAL SHARES/PAR VALUE) TRADE DATE LOCAL/BASE AMOUNT	INVESTMENT LOCAL/BASE COST			CURRENCY LOCAL/BASE COST	CURRENCY GAIN/LOSS IN BASE CURRENCY
S	440,000-						
13-MAR-01	SAMSUNG ELECTRS KSWNS000	100,448,674 00	97,045,688 38-	3,402,985 62	100,448,674 00	100,448,674.00	
17-MAR-01	(KRW/KRW)	76,736 96	86,262.85-	5,525.89- 3,024 87 I 12,550.76-C	76,619 94	76,619.94	117 02-S
S	2,320,000-						
19-JUL-01	SAMSUNG ELECTRS KSWNS000	397,702,370 00	452,862,863.40-	55,160,493 40-	397,702,370.00	397,702,370.00	
1-JUL-01	(KRW/KRW)	306,987 65	403,076 81-	96,889.16- 49,205.79-I 46,883.37-C	303,995 74	303,995.74	2,991 91-S
S	630,000-						
8-JUL-01	SAMSUNG ELECTRS KSWNS000	107,330,550 00	103,362,213 00-	3,968,337 00	107,330,550 00	107,330,550.00	
2-JUL-01	(KRW/KRW)	82,622.31	90,724.46-	8,102 15- 3,483 55 I 11,585 70-C	82,508 00	82,508.00	114.31-S
TOTAL SOUTH KOREAN WON		861,461,456 00 664,577.40	998,267,459 00- 887,883.18-	136,806,003.00- 222,505.78- 122,095.74-I 100,410.04-C	861,461,456.00 660,004 18	861,461,456.00 660,004.18	0.00 T 4,573.22-S



Mellon Bank, N.A

MULTICURRENCY TRANSACTION REPORT
FOR THE PERIOD 01 JANUARY 2001 THROUGH 31 DECEMBER 2001

RUN DATE: 19-FEB-02
PAGE: 365
62570
BASE CURRENCY: USD

KNI F540461
JOHN S AND JAMES L KNIGHT FDN
CAPITAL GUARDIAN

TRAN CODE/ EFFECTIVE/ SETTLE DTE	SHARES/PAR VALUE SECURITY DESCRIPTION (LOCAL CURR/SETTLE CURR)	(ORIGINAL SHARES/PAR VALUE)		INVESTMENT		CURRENCY	
		TRADE DATE LOCAL/BASE AMOUNT	INVESTMENT LOCAL/BASE COST	INVESTMENT LOCAL/BASE GAIN/LOSS	SETTLE DATE LOCAL/BASE AMOUNT	CURRENCY LOCAL/BASE COST	CURRENCY GAIN/LOSS IN BASE CURRENCY
NORWEGIAN KRONE							
S	600 000-						
02-MAY-01	NORSK HYDRO ASA MWKR20	236,131.46	208,515.99-	27,615.47	236,131.46	236,131.46	
07-MAY-01	(NOK/NOK)	26,029.44	30,550.32-	4,500.86- 4,043.38 I 8,544.24-C	26,088.70	26,088.70	59.24
S	1,100 000-						
16-MAY-01	NORSK HYDRO ASA MWKR20	411,131.26	382,279.32-	28,851.94	411,131.26	411,131.26	
22-MAY-01	(NOK/NOK)	45,266.81	55,972.26-	10,785.45- 4,224.42 I 14,929.87-C	44,903.91	44,903.90	.01- 362.90-
S	700 000-						
18-MAY-01	NORSK HYDRO ASA MWKR20	262,698.89	243,268.65-	19,430.24	262,698.89	262,698.89	
23-MAY-01	(NOK/NOK)	29,006.99	35,618.71-	6,611.72- 2,844.92 I 9,456.64-C	28,497.85	28,497.85	509.14-
S	1,500 000-						
25-MAY-01	NORSK HYDRO ASA MWKR20	575,025.40	521,289.98-	53,735.42	575,025.40	575,025.40	
30-MAY-01	(NOK/NOK)	62,426.09	76,325.80-	13,899.71- 7,867.79 I 21,767.50-C	62,280.72	62,280.72	145.37-
S	800 000-						
01-JUN-01	NORSK HYDRO ASA MWKR20	314,679.86	275,688.59-	38,991.27	314,679.86	314,679.86	
07-JUN-01	(NOK/NOK)	33,564.77	40,375.00-	7,010.23- 5,710.33 I 12,720.56-C	33,671.45	33,671.45	306.68

MULTICURRENCY TRANSACTION REPORT
FOR THE PERIOD 01 JANUARY 2001 THROUGH 31 DECEMBER 2001

RUN DATE: 19-FEB-02
PAGE: 366
62570
BASE CURRENCY: USD

KNI F540461
JOHN S AND JAMES L KNIGHT FDN
CAPITAL GUARDIAN

TRAN CODE/ EFFECTIVE/ SETTLE DTE	SHARES/PAR VALUE SECURITY DESCRIPTION (LOCAL CURR/SETTLE CURR)	(ORIGINAL SHARES/PAR VALUE)		INVESTMENT		CURRENCY	
		TRADE DATE LOCAL/BASE AMOUNT	INVESTMENT LOCAL/BASE COST	INVESTMENT LOCAL/BASE GAIN/LOSS	SETTLE DATE LOCAL/BASE AMOUNT	CURRENCY LOCAL/BASE COST	CURRENCY GAIN/LOSS IN BASE CURRENCY
S	1,400 000-						
08-JUN-01	NORSK HYDRO ASA MWKR20	546,435.98	482,455.04-	63,980.94	546,435.98	546,435.98	
13-JUN-01	(NOK/NOK)	58,383.66	70,656.26-	12,272.60- 9,370.10 I 21,642.70-C	58,389.27	58,389.27	5.61
S	1,000 000-						
15-JUN-01	NORSK HYDRO ASA MWKR20	396,234.85	344,610.74-	51,624.11	396,234.85	396,234.85	
20-JUN-01	(NOK/NOK)	42,754.85	50,468.75-	7,713.90- 7,560.43 I 15,274.33-C	42,824.63	42,824.63	69.78
S	900 000-						
22-JUN-01	NORSK HYDRO ASA MWKR20	360,349.67	310,149.66-	50,200.01	360,349.67	360,349.67	
27-JUN-01	(NOK/NOK)	39,068.65	45,421.88-	6,353.23- -7,351.87 I 13,705.10-C	39,215.76	39,215.76	147.11
S	300 000-						
26-JUN-01	NORSK HYDRO ASA MWKR20	119,633.08	104,706.83-	14,926.25	119,633.08	119,633.08	
29-JUN-01	(NOK/NOK)	13,010.38	14,862.57-	1,852.19- 2,118.70 I 3,970.89-C	12,814.31	12,814.31	196.07-
S	600 000-						
29-JUN-01	NORSK HYDRO ASA MWKR20	236,635.82	209,413.65-	27,222.17	236,635.82	236,635.82	
04-JUL-01	(NOK/NOK)	25,346.87	29,725.15-	4,378.28- 3,864.04 I 8,242.32-C	25,247.08	25,247.08	99.79-



Mellon Bank, N.A

MULTICURRENCY TRANSACTION REPORT
FOR THE PERIOD 01 JANUARY 2001 THROUGH 31 DECEMBER 2001

RUN DATE 19-FEB-02
PAGE 367
G2570
BASE CURRENCY USD

KNI F540481
JOHN S AND JAMES L KNIGHT FDN
CAPITAL GUARDIAN

TRAN CODE/ EFFECTIVE/ SETTLE DTE	SHARES/PAR VALUE SECURITY DESCRIPTION (LOCAL CURR/SETTLE CURR)	INVESTMENT		CURRENCY		
		INVESTMENT LOCAL/BASE COST	INVESTMENT LOCAL/BASE GAIN/LOSS	SETTLE DATE LOCAL/BASE AMOUNT	CURRENCY LOCAL/BASE COST	CURRENCY GAIN/LOSS IN BASE CURRENCY
(ORIGINAL SHARES/PAR VALUE)						
S	300 000-					
06-JUL-01	NORSK HYDRO ASA MKR20	119,294 61	104,792 27-	14,502 34	119,294 61	
11-JUL-01	(NOK/NOK)	12,692 13	14,858 25-	2,166.12- 2,056.26 I 4,222 58-C	12,864 45	
						172 32 S
S	300 000-					
10-AUG-01	NORSK HYDRO ASA MKR20	114,486 13	104,835 00-	9,651 13	114,486 13	
15-AUG-01	(NOK/NOK)	12,739 08	14,856 09-	2,117 01- 1,367 66 I 3,484.67-C	12,860 14	
						121 06 S
S	200 000-					
16-AUG-01	NORSK HYDRO ASA MKR20	76,127.94	69,890 00-	6,237 94	76,127 94	
21-AUG-01	(NOK/NOK)	8,573 93	9,904 06-	1,330 13- 883.98 I 2,214 11-C	8,573 93	
TOTAL NORWEGIAN KRONE		3,768,864.95 408,663.67	3,361,895 72- 489,575 10-	406,969 23 80,911 43- 59,263 88 I 140,175.31-C	3,768,864 95 408,232 20	
						0.01-T 431.47-S

KNI F540481
JOHN S AND JAMES L KNIGHT FDN
CAPITAL GUARDIAN

MULTICURRENCY TRANSACTION REPORT
FOR THE PERIOD 01 JANUARY 2001 THROUGH 31 DECEMBER 2001

RUN DATE 19-FEB-02
PAGE 368
G2570
BASE CURRENCY: USD

TRAN CODE/ EFFECTIVE/ SETTLE DTE	SHARES/PAR VALUE SECURITY DESCRIPTION (LOCAL CURR/SETTLE CURR)	INVESTMENT		CURRENCY		
		INVESTMENT LOCAL/BASE COST	INVESTMENT LOCAL/BASE GAIN/LOSS	SETTLE DATE LOCAL/BASE AMOUNT	CURRENCY LOCAL/BASE COST	CURRENCY GAIN/LOSS IN BASE CURRENCY
(ORIGINAL SHARES/PAR VALUE)						
SWEDISH KRONA						
S	1,900 000-					
11-JUN-01	FORENINGSSPARBANKEN SEK A	228,464 81	250,636 16-	22,171.35-	228,464.81	
14-JUN-01	SEK20 (SEK/SEK)	20,709 66	30,671 07-	9,961 41- 2,713 07-I 7,248.34-C	21,306 85	
						597.19 S
S	13,100,000-					
08-JUN-01	HENNES & MAURITZ AB SEK0.25	2,174,001.67	160,056 92-	2,013,944.75	2,174,001 67	
13-JUN-01	(SEK/SEK)	198,158 93	24,171.39-	173,987.54 304,140 89 I 130,153 35-C	200,679.55	
						2,520.42 S
S	4,900 000-					
15-JUN-01	HENNES & MAURITZ AB SEK0.25	797,527.06	59,868.62-	737,658.44	797,527 06	
20-JUN-01	(SEK/SEK)	75,303.05	9,041.21-	66,261.84 111,399 35 I 45,137.51-C	74,390 43	
						912 42-S
S	8,000 000-					
21-JUN-01	HENNES & MAURITZ AB SEK0.25	1,393,287 04	97,744 68-	1,295,542 36	1,393,287.04	
27-JUN-01	(SEK/SEK)	129,779 53	14,761.16-	115,018 37 195,649 61 I 80,631.24-C	129,656.34	
						123.19-S
TOTAL SWEDISH KRONA		4,593,280 58 423,951.17	568,306 38- 78,644 85-	4,024,974 20 345,306 34 608,476.78 I 263,170.44-C	4,593,280 58 426,033 37	
						0.00 T 2,082.20 S



Mellon Bank, N.A

KNI F540481
JOHN S AND JAMES L KNIGHT FDN
CAPITAL GUARDIAN

MULTICURRENCY TRANSACTION REPORT
FOR THE PERIOD 01 JANUARY 2001 THROUGH 31 DECEMBER 2001

RUN DATE 19-FEB-01
PAGE 36
62570
BASE CURRENCY USD

TRAN CODE/ EFFECTIVE/ SETTLE DTE	SHARES/PAR VALUE SECURITY DESCRIPTION (LOCAL CURR/SETTLE CURR)	(ORIGINAL SHARES/PAR VALUE) TRADE DATE LOCAL/BASE AMOUNT	INVESTMENT		SETTLE DATE LOCAL/BASE AMOUNT	CURRENCY	
			INVESTMENT LOCAL/BASE COST	INVESTMENT LOCAL/BASE GAIN/LOSS		CURRENCY LOCAL/BASE COST	CURRENCY GAIN/LOSS IN BASE CURRENCY
SINGAPORE DOLLAR							
S	3,000.000-						
16-MAR-01	DBS HLDGS SGD1	50,696.85	30,161.75-	20,535.10	50,696.85	50,696.85	
21-MAR-01	(SGD/SGD)	28,524.64	18,504.14-	10,020.50	28,409.55	28,409.55	
				12,598.22 I			115.09
				2,577.72-C			
S	3,000.000-						
19-MAR-01	DBS HLDGS SGD1	49,068.76	30,161.75-	18,907.01	49,068.76	49,068.76	
22-MAR-01	(SGD/SGD)	27,758.53	18,504.14-	9,254.39	27,420.37	27,420.37	
				11,599.40 I			338.16
				2,345.01-C			
S	6,000.000-						
26-MAR-01	DBS HLDGS SGD1	98,419.13	56,761.57-	41,657.56	98,419.13	98,419.13	
29-MAR-01	(SGD/SGD)	54,890.76	35,063.20-	19,827.56	54,653.00	54,653.00	
				25,734.89 I			237.76
				5,907.33-C			
S	3,000.000-						
27-MAR-01	DBS HLDGS SGD1	49,162.90	28,156.25-	21,006.65	49,162.90	49,162.90	
30-MAR-01	(SGD/SGD)	27,419.35	17,458.66-	9,960.69	27,229.52	27,229.52	
				13,026.24 I			189.83
				3,065.55-C			
S	4,000.000-						
05-APR-01	DBS HLDGS SGD1	65,761.82	37,276.58-	28,485.24	65,761.82	65,761.82	
10-APR-01	(SGD/SGD)	36,336.51	23,252.85-	13,083.66	36,282.38	36,282.38	
				17,769.43 I			54.13
				4,685.77-C			

KNI F540481
JOHN S AND JAMES L KNIGHT FDN
CAPITAL GUARDIAN

MULTICURRENCY TRANSACTION REPORT
FOR THE PERIOD 01 JANUARY 2001 THROUGH 31 DECEMBER 2001

RUN DATE 19-FEB-01
PAGE 37
62570
BASE CURRENCY: USD

TRAN CODE/ EFFECTIVE/ SETTLE DTE	SHARES/PAR VALUE SECURITY DESCRIPTION (LOCAL CURR/SETTLE CURR)	(ORIGINAL SHARES/PAR VALUE) TRADE DATE LOCAL/BASE AMOUNT	INVESTMENT		SETTLE DATE LOCAL/BASE AMOUNT	CURRENCY	
			INVESTMENT LOCAL/BASE COST	INVESTMENT LOCAL/BASE GAIN/LOSS		CURRENCY LOCAL/BASE COST	CURRENCY GAIN/LOSS IN BASE CURRENCY
S	3,000.000-						
24-AUG-01	CREATIVE TECHNOLOGY ORD	38,895.18	197,594.74-	158,699.56-	38,895.18	38,895.18	
29-AUG-01	SGD 25 (SGD/SGD)	22,247.43	115,227.68-	92,980.25-	22,275.46	22,275.46	
				92,546.07-I			28.03
				434.18-C			
S	3,000.000-						
28-AUG-01	CREATIVE TECHNOLOGY ORD	38,474.86	165,586.62-	127,111.76-	38,474.86	38,474.86	
31-AUG-01	SGD 25 (SGD/SGD)	21,933.00	96,653.98-	74,720.98-	22,092.94	22,092.94	
				74,195.49-I			159.94
				525.49-C			
S	5,000.000-						
05-SEP-01	CREATIVE TECHNOLOGY ORD	63,789.45	241,400.15-	177,610.70-	63,789.45	63,789.45	
10-SEP-01	SGD 25 (SGD/SGD)	36,474.84	140,684.98-	104,210.94-	36,440.70	36,440.70	
				103,518.20-I			33.34
				692.74-C			
FC	12,000.000-						
08-NOV-01	DATA CRAFT ASIA SGD 0.10	36,979.55	0.00	0.00	36,979.55	36,979.55	
13-NOV-01	(USD/SGD)	20,347.50	0.00	0.00	20,256.11	20,216.71	
							39.40
							91.39
FC	12,000.000-						
12-NOV-01	DATA CRAFT ASIA SGD 0.10	37,299.46	0.00	0.00	37,299.46	37,299.46	
16-NOV-01	(USD/SGD)	20,495.33	0.00	0.00	20,321.14	20,321.14	
							174.19



Mellon Bank N A

KNI F540481
JOHN S AND JAMES L KNIGHT FDN
CAPITAL GUARDIAN

MULTICURRENCY TRANSACTION REPORT
FOR THE PERIOD 01 JANUARY 2001 THROUGH 31 DECEMBER 2001

RUN DATE 19-FEB-02
PAGE 371
G2570
BASE CURRENCY USD

TRAN CODE/ EFFECTIVE/ SETTLE DTE	SHARES/PAR VALUE SECURITY DESCRIPTION (LOCAL CURR/SETTLE CURR)	(ORIGINAL SHARES/PAR VALUE) TRADE DATE LOCAL/BASE AMOUNT	INVESTMENT		SETTLE DATE LOCAL/BASE AMOUNT	CURRENCY		
			INVESTMENT LOCAL/BASE COST	INVESTMENT LOCAL/BASE GAIN/LOSS		CURRENCY LOCAL/BASE COST	CURRENCY GAIN/LOSS IN BASE CURRENCY	
FC 15-NOV-01 20-NOV-01	DATA CRAFT ASIA SGDO 10 (USD/SGD)	7,047 000- 23,385 91 12,754 10	0 00 0 00		23,385.91 12,738.12	23,385.91 12,738.12		
FC 14-DEC-01 20-DEC-01	DATA CRAFT ASIA SGDO 10 (USD/SGD)	4,957 000- 20,726 77 11,285 40	0 00 0 00		20,726.77 11,289.71	20,726.77 11,289.72	15 98-S	
FC 20-APR-01 25-APR-01	HONG KONG LAND HLDG ORD US\$0 SIM LISTING (USD/SGD)	10,000 000- 37,585 49 20,725 39	0 00 0 00		37,585.49 20,491.16	37,585.49 20,491.16	.01 T 4 31 S	
FC 23-APR-01 26-APR-01	HONG KONG LAND HLDG ORD US\$0 SIM LISTING (USD/SGD)	10,000 000- 37,586 90 20,797 27	0 00 0 00		37,586.90 20,714.74	37,586.90 20,714.74	34 23-S	
TOTAL SINGAPORE DOLLAR			647,833 83 361,989 25	787,099 41- 465,349 65-	332,830.46- 209,765 37- 189,531 58-I 20,233.79-C	647,833.83 360,814.90	647,833.83 360,773.51	39.59-T 1,174.35-S

KNI F540481
JOHN S AND JAMES L KNIGHT FDN
CAPITAL GUARDIAN

MULTICURRENCY TRANSACTION REPORT
FOR THE PERIOD 01 JANUARY 2001 THROUGH 31 DECEMBER 2001

RUN DATE 19-FEB-02
PAGE 372
G2570
BASE CURRENCY: USD

TRAN CODE/ EFFECTIVE/ SETTLE DTE	SHARES/PAR VALUE SECURITY DESCRIPTION (LOCAL CURR/SETTLE CURR)	(ORIGINAL SHARES/PAR VALUE) TRADE DATE LOCAL/BASE AMOUNT	INVESTMENT		SETTLE DATE LOCAL/BASE AMOUNT	CURRENCY	
			INVESTMENT LOCAL/BASE COST	INVESTMENT LOCAL/BASE GAIN/LOSS		CURRENCY LOCAL/BASE COST	CURRENCY GAIN/LOSS IN BASE CURRENCY
U.S. DOLLAR							
1-FEB-01 16-FEB-01	ASUSTEK COMPUTER INC GDR EACH REPR 1 ORD TMD10 REG'S (USD/USD)	2,575.000- 11,634 88 11,634 88	17,985 15- 17,985 15-	6,350 27- 6,350 27- 6,350.27-I	11,634.88 11,634.88	11,634.88 0 00	
8-MAY-01 3-MAY-01	ASUSTEK COMPUTER INC GDR EACH REPR 1 ORD TMD10 REG'S (USD/USD)	9,454 800- 42,797 31 42,797 31	65,661.49- 65,661.49-	22,864.18- 22,864.18- 22,864.18-I	42,797.31 42,797.31	42,797.31 0.00	
9-MAR-01 4-MAR-01	SAMSUNG ELECTRONICS CO GDR REPR 1/2 COM KRW5000(REG S) (USD/USD)	280 800- 23,560 54 23,560 54	53,012 89- 53,012 89-	29,452 35- 29,452 35- 29,452.35-I	23,560.54 23,560.54	23,560.54 0.00	
1-MAY-01 6-MAY-01	SAMSUNG ELECTRONICS CO GDR REPR 1/2 COM KRW5000(REG S) (USD/USD)	1,200 800- 106,920 00 106,920 00	212,644 20- 212,644 20-	105,724.20- 105,724.20- 105,724.20-I	106,920.00 106,920.00	106,920.00 0.00	
8-MAY-01 3-MAY-01	SAMSUNG ELECTRONICS CO GDR REPR 1/2 COM KRW5000(REG S) (USD/USD)	8,040 000- 712,930 92 712,930.92	1,398,461.73- 1,398,461.73-	685,530.81- 685,530.81- 685,530.81-I	712,930.92 712,930.92	712,930.92 0.00	
4-MAY-01 9-MAY-01	SAMSUNG ELECTRONICS CO GDR REPR 1/2 COM KRW5000(REG S) (USD/USD)	5,760 000- 536,274 43 536,274 43	938,916 12- 938,916 12-	402,641.69- 402,641.69- 402,641.69-I	536,274.43 536,274.43	536,274.43 0 00	



Mellon Bank, N.A

KNI F540481
JOHN S AND JAMES L KNIGHT FDN
CAPITAL GUARDIAN

MULTICURRENCY TRANSACTION REPORT
FOR THE PERIOD 01 JANUARY 2001 THROUGH 31 DECEMBER 2001

RUN DATE: 19-FEB-02
PAGE: 372
G2570
BASE CURRENCY: USD

TRAN CODE/ EFFECTIVE/ SETTLE DTE	SHARES/PAR VALUE SECURITY DESCRIPTION (LOCAL CURR/SETTLE CURR)	(ORIGINAL SHARES/PAR VALUE) TRADE DATE LOCAL/BASE AMOUNT	INVESTMENT		CURRENCY		
			INVESTMENT LOCAL/BASE COST	INVESTMENT LOCAL/BASE GAIN/LOSS	SETTLE DATE LOCAL/BASE AMOUNT	CURRENCY LOCAL/BASE COST	CURRENCY GAIN/LOSS IN BASE CURRENCY
S 22-JAN-01	1,050,000- SAMSUNG ELECTRONICS CD GDR	83,443.08	170,284.61-	86,841.53-	83,443.08	83,443.08	0.00
27-JAN-01	REPR 1/2 CDH KRWS000(REG S) (USD/USD)	83,443.08	170,284.61-	86,841.53-I	83,443.08	83,443.08	0.00
S 29-JAN-01	1,110,000- SAMSUNG ELECTRONICS CD GDR	84,488.43	179,931.00-	95,442.57-	84,488.43	84,488.43	0.00
04-JUL-01	REPR 1/2 CDH KRWS000(REG S) (USD/USD)	84,488.43	179,931.00-	95,442.57-I	84,488.43	84,488.43	0.00
S 06-JUL-01	290,000- SAMSUNG ELECTRONICS CD GDR	22,935.58	47,009.00-	24,073.42-	22,935.58	22,935.58	0.00
11-JUL-01	REPR 1/2 CDH KRWS000(REG S) (USD/USD)	22,935.58	47,009.00-	24,073.42-I	22,935.58	22,935.58	0.00
S 04-OCT-01	570,000- SAMSUNG ELECTRONICS CD GDR	33,654.28	92,397.00-	58,742.72-	33,654.28	33,654.28	0.00
10-OCT-01	REPR 1/2 CDH KRWS000(REG S) (USD/USD)	33,654.28	92,397.00-	58,742.72-I	33,654.28	33,654.28	0.00
S 05-OCT-01	250,000- SAMSUNG ELECTRONICS CD GDR	14,994.50	40,525.00-	25,530.50-	14,994.50	14,994.50	0.00
11-OCT-01	REPR 1/2 CDH KRWS000(REG S) (USD/USD)	14,994.50	40,525.00-	25,530.50-I	14,994.50	14,994.50	0.00
S 12-OCT-01	710,000- SAMSUNG ELECTRONICS CD GDR	46,150.78	115,091.00-	68,940.22-	46,150.78	46,150.78	0.00
17-OCT-01	REPR 1/2 CDH KRWS000(REG S) (USD/USD)	46,150.78	115,091.00-	68,940.22-I	46,150.78	46,150.78	0.00

KNI F540481
JOHN S AND JAMES L KNIGHT FDN
CAPITAL GUARDIAN

MULTICURRENCY TRANSACTION REPORT
FOR THE PERIOD 01 JANUARY 2001 THROUGH 31 DECEMBER 2001

RUN DATE: 19-FEB-02
PAGE: 374
G2570
BASE CURRENCY: USD

TRAN CODE/ EFFECTIVE/ SETTLE DTE	SHARES/PAR VALUE SECURITY DESCRIPTION (LOCAL CURR/SETTLE CURR)	(ORIGINAL SHARES/PAR VALUE) TRADE DATE LOCAL/BASE AMOUNT	INVESTMENT		CURRENCY		
			INVESTMENT LOCAL/BASE COST	INVESTMENT LOCAL/BASE GAIN/LOSS	SETTLE DATE LOCAL/BASE AMOUNT	CURRENCY LOCAL/BASE COST	CURRENCY GAIN/LOSS IN BASE CURRENCY
S 16-OCT-01	160,000- SAMSUNG ELECTRONICS CD GDR	10,586.19	25,936.00-	15,349.81-	10,586.19	10,586.19	0.00
19-OCT-01	REPR 1/2 CDH KRWS000(REG S) (USD/USD)	10,586.19	25,936.00-	15,349.81-I	10,586.19	10,586.19	0.00
S 22-OCT-01	135,000- SAMSUNG ELECTRONICS CD GDR	9,690.92	21,883.50-	12,192.58-	9,690.92	9,690.92	0.00
25-OCT-01	REPR 1/2 CDH KRWS000(REG S) (USD/USD)	9,690.92	21,883.50-	12,192.58-I	9,690.92	9,690.92	0.00
S 08-NOV-01	12,000,000- DATACRAFT ASIA SGD0.10	20,347.58	78,189.46-	57,841.96-	0.00	0.00	0.00
13-NOV-01	(USD/SGD)	20,347.58	78,189.46-	57,841.96-I	0.00	0.00	0.00
-	SETTLEMENT IN SGD	20,347.58-	0.00		0.00	0.00	0.00
S 12-NOV-01	12,000,000- DATACRAFT ASIA SGD0.10	20,495.33	72,053.56-	51,558.23-	0.00	0.00	0.00
16-NOV-01	(USD/SGD)	20,495.33	72,053.56-	51,558.23-I	0.00	0.00	0.00
-	SETTLEMENT IN SGD	20,495.33-	0.00		0.00	0.00	0.00



Mellon Bank, N.A

MULTICURRENCY TRANSACTION REPORT
FOR THE PERIOD 01 JANUARY 2001 THROUGH 31 DECEMBER 2001

RUN DATE 19-FEB-02
PAGE 375
BASE CURRENCY USD

KNI F540481
JOHN S AND JAMES L KNIGHT FDN
CAPITAL GUARDIAN

TRAN CODE/ EFFECTIVE/ SETTLE DTE	SHARES/PAR VALUE SECURITY DESCRIPTION (LOCAL CURR/SETTLE CURR)	(ORIGINAL SHARES/PAR VALUE) TRADE DATE LOCAL/BASE AMOUNT	INVESTMENT		SETTLE DATE LOCAL/BASE AMOUNT	CURRENCY	
			INVESTMENT LOCAL/BASE COST	INVESTMENT LOCAL/BASE GAIN/LOSS		CURRENCY LOCAL/BASE COST	CURRENCY GAIN/LOSS IN BASE CURRENCY
S	7,047,000-						
15-NOV-01	DATA-CRAFT ASIA	12,754 10	39,420.81-	26,666.71-	0 00	0.00	
20-NOV-01	(USD/SGD)	12,754 10	39,420.81-	26,666.71-	0 00	0.00	
	SETTLEMENT IN	12,754 10-	0.00		0 00	0.00	
	SGD	12,754 10-	0.00		0 00	0.00	
S	4,957,000-						
14-DEC-01	DATA-CRAFT ASIA	11,285.40	24,649.37-	13,363.97-	0 00	0.00	
20-DEC-01	(USD/SGD)	11,285.40	24,649.37-	13,363.97-	0 00	0.00	
	SETTLEMENT IN	11,285.40-	0.00		0.00	0.00	
	SGD	11,285.40-	0.00		0.00	0.00	
S	10,000,000-						
20-APR-01	HONG KONG LAND HLDG ORD US\$0	20,725.38	21,986.86-	1,261.48-	0 00	0.00	
25-APR-01	SIN LISTING	20,725.39	21,986.86-	1,261.47-	0 00	0.00	
	(USD/SGD)			1,261.48-I			
	SETTLEMENT IN	20,725.38-	0.00		0 00	0.00	
	SGD	20,725.39-	0.00		0 00	0.00	

MULTICURRENCY TRANSACTION REPORT
FOR THE PERIOD 01 JANUARY 2001 THROUGH 31 DECEMBER 2001

RUN DATE 19-FEB-02
PAGE 376
BASE CURRENCY: USD

KNI F540481
JOHN S AND JAMES L KNIGHT FDN
CAPITAL GUARDIAN

TRAN CODE/ EFFECTIVE/ SETTLE DTE	SHARES/PAR VALUE SECURITY DESCRIPTION (LOCAL CURR/SETTLE CURR)	(ORIGINAL SHARES/PAR VALUE) TRADE DATE LOCAL/BASE AMOUNT	INVESTMENT		SETTLE DATE LOCAL/BASE AMOUNT	CURRENCY	
			INVESTMENT LOCAL/BASE COST	INVESTMENT LOCAL/BASE GAIN/LOSS		CURRENCY LOCAL/BASE COST	CURRENCY GAIN/LOSS IN BASE CURRENCY
S	10,000,000-						
23-APR-01	HONG KONG LAND HLDG ORD US\$0	20,797.27	21,685.02-	887.75-	0 00	0.00	
26-APR-01	SIN LISTING	20,797.27	21,685.02-	887.75-	0 00	0.00	
	(USD/SGD)			887.75-I			
	SETTLEMENT IN	20,797.27-	0.00		0.00	0.00	
	SGD	20,797.27-	0.00		0.00	0.00	
S	630-						
01-AUG-01	BHP BILLITON LTD	6.74	6.22-	-.52	6.74	6.74	
01-AUG-01	(USD/USD)	6.74	6.22-	-.52	6.74	6.74	
				-.52 I			
S	13,800,000-						
13-SEP-01	BOMBARDIER INC CL B	152,915.04	23,688.20-	129,226.84	152,915.04	152,915.04	
18-SEP-01	(USD/USD)	152,915.04	23,688.20-	129,226.84	152,915.04	152,915.04	
				129,226.84 I		0.00	
FC	100,000-						
27-DEC-00	INFINEON TECHNOLOGIES AG SPON	0.00	0.00		3,595.97	3,595.97	
02-JAN-01	ADR	0.00	0.00		3,595.97	3,595.97	
	(USD/USD)					0.00	
S	800,000-						
03-JAN-01	INFINEON TECHNOLOGIES AG SPON	29,933.72	60,355.36-	30,421.64-	29,933.72	29,933.72	
08-JAN-01	ADR	29,933.72	60,355.36-	30,421.64-	29,933.72	29,933.72	
	(USD/USD)			30,421.64-I		0.00	
S	1,000,000-						
05-JAN-01	INFINEON TECHNOLOGIES AG SPON	38,128.72	75,644.20-	37,315.48-	38,128.72	38,128.72	
10-JAN-01	ADR	38,128.72	75,644.20-	37,315.48-	38,128.72	38,128.72	
	(USD/USD)			37,315.48-I		0.00	



Mellon Bank, N.A

MULTICURRENCY TRANSACTION REPORT
FOR THE PERIOD 01 JANUARY 2001 THROUGH 31 DECEMBER 2001

RUN DATE 19-FEB-0
PAGE 37
BASE CURRENCY USD

KNI F540481
JOHN S AND JAMES L KNIGHT FDN
CAPITAL GUARDIAN

TRAN CODE/ EFFECTIVE/ SETTLE DTE	SHARES/PAR VALUE SECURITY DESCRIPTION (LOCAL CURR/SETTLE CURR)	(ORIGINAL SHARES/PAR VALUE) TRADE DATE LOCAL/BASE AMOUNT	INVESTMENT		SETTLE DATE LOCAL/BASE AMOUNT	CURRENCY	
			INVESTMENT LOCAL/BASE COST	INVESTMENT LOCAL/BASE GAIN/LOSS		CURRENCY LOCAL/BASE COST	CURRENCY GAIN/LOSS IN BASE CURRENCY
S	100.000-						
09-JAN-01	INFINEON TECHNOLOGIES AG SPON	3,769.87	7,544.42-	3,774.55-	3,769.87	3,769.87	0.00
12-JAN-01	ADR (USD/USD)	3,769.87	7,544.42-	3,774.55- 3,774.55-I	3,769.87	3,769.87	0.00
S	600.000-						
11-JAN-01	INFINEON TECHNOLOGIES AG SPON	23,236.62	45,266.52-	22,029.90-	23,236.62	23,236.62	0.00
17-JAN-01	ADR (USD/USD)	23,236.62	45,266.52-	22,029.90- 22,029.90-I	23,236.62	23,236.62	0.00
S	1,300.000-						
12-JAN-01	INFINEON TECHNOLOGIES AG SPON	51,404.18	98,077.46-	46,673.28-	51,404.18	51,404.18	0.00
18-JAN-01	ADR (USD/USD)	51,404.18	98,077.46-	46,673.28- 46,673.28-I	51,404.18	51,404.18	0.00
S	300.000-						
12-JAN-01	INFINEON TECHNOLOGIES AG SPON	12,325.53	22,633.26-	10,307.73-	12,325.53	12,325.53	0.00
18-JAN-01	ADR (USD/USD)	12,325.53	22,633.26-	10,307.73- 10,307.73-I	12,325.53	12,325.53	0.00
S	500.000-						
18-JAN-01	INFINEON TECHNOLOGIES AG SPON	21,229.29	36,149.14-	14,919.85-	21,229.29	21,229.29	0.00
23-JAN-01	ADR (USD/USD)	21,229.29	36,149.14-	14,919.85- 14,919.85-I	21,229.29	21,229.29	0.00
S	500.000-						
16-MAY-01	INFINEON TECHNOLOGIES AG SPON	19,884.58	35,755.90-	15,871.32-	19,884.58	19,884.58	0.00
21-MAY-01	ADR (USD/USD)	19,884.58	35,755.90-	15,871.32- 15,871.32-I	19,884.58	19,884.58	0.00

MULTICURRENCY TRANSACTION REPORT
FOR THE PERIOD 01 JANUARY 2001 THROUGH 31 DECEMBER 2001

RUN DATE: 19-FEB-0
PAGE: 37
BASE CURRENCY: USD

KNI F540481
JOHN S AND JAMES L KNIGHT FDN
CAPITAL GUARDIAN

TRAN CODE/ EFFECTIVE/ SETTLE DTE	SHARES/PAR VALUE SECURITY DESCRIPTION (LOCAL CURR/SETTLE CURR)	(ORIGINAL SHARES/PAR VALUE) TRADE DATE LOCAL/BASE AMOUNT	INVESTMENT		SETTLE DATE LOCAL/BASE AMOUNT	CURRENCY	
			INVESTMENT LOCAL/BASE COST	INVESTMENT LOCAL/BASE GAIN/LOSS		CURRENCY LOCAL/BASE COST	CURRENCY GAIN/LOSS IN BASE CURRENCY
S	300.000-						
17-MAY-01	INFINEON TECHNOLOGIES AG SPON	11,981.93	21,453.54-	9,471.61-	11,981.93	11,981.93	0.00
22-MAY-01	ADR (USD/USD)	11,981.93	21,453.54-	9,471.61- 9,471.61-I	11,981.93	11,981.93	0.00
S	100.000-						
18-MAY-01	INFINEON TECHNOLOGIES AG SPON	3,954.53	7,151.18-	3,196.65-	3,954.53	3,954.53	0.00
23-MAY-01	ADR (USD/USD)	3,954.53	7,151.18-	3,196.65- 3,196.65-I	3,954.53	3,954.53	0.00
S	200.000-						
21-MAY-01	INFINEON TECHNOLOGIES AG SPON	8,160.06	14,302.36-	6,142.30-	8,160.06	8,160.06	0.00
24-MAY-01	ADR (USD/USD)	8,160.06	14,302.36-	6,142.30- 6,142.30-I	8,160.06	8,160.06	0.00
S	200.000-						
22-MAY-01	INFINEON TECHNOLOGIES AG SPON	7,906.59	14,302.36-	6,395.77-	7,906.59	7,906.59	0.00
25-MAY-01	ADR (USD/USD)	7,906.59	14,302.36-	6,395.77- 6,395.77-I	7,906.59	7,906.59	0.00
S	1,700.000-						
22-MAY-01	INFINEON TECHNOLOGIES AG SPON	70,037.66	121,570.06-	51,532.40-	70,037.66	70,037.66	0.00
25-MAY-01	ADR (USD/USD)	70,037.66	121,570.06-	51,532.40- 51,532.40-I	70,037.66	70,037.66	0.00
S	800.000-						
07-NOV-01	INFINEON TECHNOLOGIES AG SPON	14,010.72	56,918.80-	42,908.08-	14,010.72	14,010.72	0.00
14-NOV-01	ADR (USD/USD)	14,010.72	56,918.80-	42,908.08- 42,908.08-I	14,010.72	14,010.72	0.00



Mellon Bank, N A

MULTICURRENCY TRANSACTION REPORT
FOR THE PERIOD 01 JANUARY 2001 THROUGH 31 DECEMBER 2001

RUN DATE 19-FEB-02
PAGE 379
BASE CURRENCY USD

II F540481
JOHN S AND JAMES L KNIGHT FDN
PITAL GUARDIAN

TRAN CODE/ EFFECTIVE/ TITLE DTE	SHARES/PAR VALUE SECURITY DESCRIPTION (LOCAL CURR/SETTLE CURR)	(ORIGINAL SHARES/PAR VALUE) TRADE DATE LOCAL/BASE AMOUNT	INVESTMENT		SETTLE DATE LOCAL/BASE AMOUNT	CURRENCY	
			INVESTMENT LOCAL/BASE COST	INVESTMENT LOCAL/BASE GAIN/LOSS		CURRENCY LOCAL/BASE COST	CURRENCY GAIN/LOSS IN BASE CURRENCY
-NOV-01 -NOV-01	1,200,000- INFINEON TECHNOLOGIES AG SPON ADR (USD/USD)	22,626 48 22,626 48	85,315 92- 85,315 92-	62,689 44- 62,689 44- 62,689 44-I	22,626 48 22,626 48	22,626.48 0.00	
-NOV-01 -NOV-01	600,000- INFINEON TECHNOLOGIES AG SPON ADR (USD/USD)	11,029 68 11,029 68	42,096 31- 42,096 31-	31,066 63- 31,066 63- 31,066 63-I	11,029 68 11,029 68	11,029 68 0 00	
-NOV-01 -NOV-01	600,000- INFINEON TECHNOLOGIES AG SPON ADR (USD/USD)	10,845 18 10,845 18	41,983 98- 41,983 98-	31,138.80- 31,138 80- 31,138 80-I	10,845 18 10,845.18	10,845.18 0.00	
-NOV-01 -NOV-01	1,100,000- INFINEON TECHNOLOGIES AG SPON ADR (USD/USD)	20,529 74 20,529 74	76,936 95- 76,936 95-	56,407.21- 56,407 21- 56,407.21-I	20,529 74 20,529 74	20,529.74 0 00	
-NOV-01 -NOV-01	500,000- INFINEON TECHNOLOGIES AG SPON ADR (USD/USD)	10,241 40 10,241.40	34,910 30- 34,910 30-	24,668 90- 24,668.90- 24,668.90-I	10,241 40 10,241 40	10,241.40 0.00	
-NOV-01 -NOV-01	500,000- INFINEON TECHNOLOGIES AG SPON ADR (USD/USD)	10,152 00 10,152 00	34,730 58- 34,730 58-	24,578 58- 24,578 58- 24,578 58-I	10,152 00 10,152.00	10,152.00 0.00	

MULTICURRENCY TRANSACTION REPORT
FOR THE PERIOD 01 JANUARY 2001 THROUGH 31 DECEMBER 2001

RUN DATE: 19-FEB-02
PAGE: 380
BASE CURRENCY: USD

II F540481
JOHN S AND JAMES L KNIGHT FDN
PITAL GUARDIAN

TRAN CODE/ EFFECTIVE/ TITLE DTE	SHARES/PAR VALUE SECURITY DESCRIPTION (LOCAL CURR/SETTLE CURR)	(ORIGINAL SHARES/PAR VALUE) TRADE DATE LOCAL/BASE AMOUNT	INVESTMENT		SETTLE DATE LOCAL/BASE AMOUNT	CURRENCY	
			INVESTMENT LOCAL/BASE COST	INVESTMENT LOCAL/BASE GAIN/LOSS		CURRENCY LOCAL/BASE COST	CURRENCY GAIN/LOSS IN BASE CURRENCY
-NOV-01 -NOV-01	500,000- INFINEON TECHNOLOGIES AG SPON ADR (USD/USD)	10,161 05 10,161.05	34,343.50- 34,343 50-	24,182 45- 24,182 45- 24,182 45-I	10,161 05 10,161.05	10,161.05 0.00	
-NOV-01 -NOV-01	600,000- INFINEON TECHNOLOGIES AG SPON ADR (USD/USD)	11,816 46 11,816 46	41,212.20- 41,212.20-	29,395 74- 29,395 74- 29,395 74-I	11,816.46 11,816 46	11,816 46 0.00	
-MAY-01 -MAY-01	300,000- KOREA TELECOM SPONSORED ADR (USD/USD)	7,519 48 7,519 48	11,171.19- 11,171.19-	3,651.71- 3,651 71- 3,651.71-I	7,519 48 7,519 48	7,519.48 0.00	
-MAY-01 -MAY-01	200,000- KOREA TELECOM SPONSORED ADR (USD/USD)	4,984.15 4,984.15	7,447.46- 7,447 46-	2,463 31- 2,463 31- 2,463 31-I	4,984 15 4,984.15	4,984.15 0.00	
MAR-01 APR-01	5,000,000- NISSAN MTR LTD SPONSORED ADR (USD/USD)	65,310 32 65,310 32	38,816 50- 38,816 50-	26,493 82 26,493 82 26,493.82 I	65,310 32 65,310 32	65,310.32 0.00	
JAN-01 JAN-01	3,200,000- NORTEL NETWORKS CORP NEW COM (USD/USD)	124,391 68 124,391 68	16,104.64- 16,104.64-	108,287 04 108,287 04 108,287.04 I	124,391.68 124,391.68	124,391.68 0.00	



Mellon Bank, N.A

KNI F540481
JOHN S AND JAMES L KNIGHT FDN
CAPITAL GUARDIAN

MULTICURRENCY TRANSACTION REPORT
FOR THE PERIOD 01 JANUARY 2001 THROUGH 31 DECEMBER 2001

RUN DATE 19-FEB-02
PAGE 381
G2570
BASE CURRENCY USD

TRAN CODE/ EFFECTIVE/ SETTLE DTE	SHARES/PAR VALUE SECURITY DESCRIPTION (LOCAL CURR/SETTLE CURR)	(ORIGINAL SHARES/PAR VALUE) TRADE DATE LOCAL/BASE AMOUNT	INVESTMENT		SETTLE DATE LOCAL/BASE AMOUNT	CURRENCY	
			INVESTMENT LOCAL/BASE COST	INVESTMENT LOCAL/BASE GAIN/LOSS		CURRENCY LOCAL/BASE COST	CURRENCY GAIN/LOSS IN BASE CURRENCY
\$	4,700.000- 22-JAN-01 NORTEL NETWORKS CORP NEW COM (USD/USD)	179,929.26 179,929.26	23,647.46- 23,647.46-	156,281.80 156,281.80 156,281.80 I	179,929.26 179,929.26	179,929.26 0.00	
\$	1,200.000- 26-SEP-01 NORTEL NETWORKS CORP NEW COM 01-OCT-01 (USD/USD)	6,364.82 6,364.82	23,790.00- 23,790.00-	17,425.18- 17,425.18- 17,425.18-I	6,364.82 6,364.82	6,364.82 0.00	
\$	4,000.000- 27-SEP-01 NORTEL NETWORKS CORP NEW COM 02-OCT-01 (USD/USD)	20,209.71 20,209.71	72,798.78- 72,798.78-	52,589.07- 52,589.07- 52,589.07-I	20,209.71 20,209.71	20,209.71 0.00	
\$	1,300.000- 27-SEP-01 NORTEL NETWORKS CORP NEW COM 02-OCT-01 (USD/USD)	6,668.77 6,668.77	22,858.16- 22,858.16-	16,189.39- 16,189.39- 16,189.39-I	6,668.77 6,668.77	6,668.77 0.00	
\$	1,700.000- 27-SEP-01 NORTEL NETWORKS CORP NEW COM 02-OCT-01 (USD/USD)	8,638.76 8,638.76	29,891.44- 29,891.44-	21,252.68- 21,252.68- 21,252.68-I	8,638.76 8,638.76	8,638.76 0.00	
\$	2,300.000- 28-SEP-01 NORTEL NETWORKS CORP NEW COM 03-OCT-01 (USD/USD)	12,329.84 12,329.84	40,389.16- 40,389.16-	28,059.32- 28,059.32- 28,059.32-I	12,329.84 12,329.84	12,329.84 0.00	

KNI F540481
JOHN S AND JAMES L KNIGHT FDN
CAPITAL GUARDIAN

MULTICURRENCY TRANSACTION REPORT
FOR THE PERIOD 01 JANUARY 2001 THROUGH 31 DECEMBER 2001

RUN DATE 19-FEB-02
PAGE 382
G2570
BASE CURRENCY: USD

TRAN CODE/ EFFECTIVE/ SETTLE DTE	SHARES/PAR VALUE SECURITY DESCRIPTION (LOCAL CURR/SETTLE CURR)	(ORIGINAL SHARES/PAR VALUE) TRADE DATE LOCAL/BASE AMOUNT	INVESTMENT		SETTLE DATE LOCAL/BASE AMOUNT	CURRENCY	
			INVESTMENT LOCAL/BASE COST	INVESTMENT LOCAL/BASE GAIN/LOSS		CURRENCY LOCAL/BASE COST	CURRENCY GAIN/LOSS IN BASE CURRENCY
\$	1,300.000- 10-OCT-01 NORTEL NETWORKS CORP NEW COM 15-OCT-01 (USD/USD)	7,019.24 7,019.24	21,935.17- 21,935.17-	14,915.93- 14,915.93- 14,915.93-I	7,019.24 7,019.24	7,019.24 0.00	
\$	22,000.000- 11-OCT-01 NORTEL NETWORKS CORP NEW COM 16-OCT-01 (USD/USD)	122,122.29 122,122.29	317,078.25- 317,078.25-	194,955.96- 194,955.96- 194,955.96-I	122,122.29 122,122.29	122,122.29 0.00	
\$	14,700.000- 12-OCT-01 NORTEL NETWORKS CORP NEW COM 17-OCT-01 (USD/USD)	84,236.98 84,236.98	185,567.23- 185,567.23-	101,330.25- 101,330.25- 101,330.25-I	84,236.98 84,236.98	84,236.98 0.00	
\$	9,300.000- 15-NOV-01 NORTEL NETWORKS CORP NEW COM 20-NOV-01 (USD/USD)	72,754.83 72,754.83	78,421.74- 78,421.74-	5,666.91- 5,666.91- 5,666.91-I	72,754.83 72,754.83	72,754.83 0.00	
\$	400.000- 16-NOV-01 NORTEL NETWORKS CORP NEW COM 21-NOV-01 (USD/USD)	3,099.89 3,099.89	3,353.46- 3,353.46-	253.57- 253.57- 253.57-I	3,099.89 3,099.89	3,099.89 0.00	
\$	7,300.000- 16-NOV-01 NORTEL NETWORKS CORP NEW COM 21-NOV-01 (USD/USD)	57,625.72 57,625.72	58,717.18- 58,717.18-	1,091.46- 1,091.46- 1,091.46-I	57,625.72 57,625.72	57,625.72 0.00	



Mellon Bank, N.A

MULTICURRENCY TRANSACTION REPORT
FOR THE PERIOD 01 JANUARY 2001 THROUGH 31 DECEMBER 2001

RUN DATE 19-FEB-02
PAGE 383
G2570
BASE CURRENCY USD

KNI F540481
JOHN S AND JAMES L KNIGHT FDN
CAPITAL GUARDIAN

TRAN CODE/ EFFECTIVE/ SETTLE DTE	SHARES/PAR VALUE SECURITY DESCRIPTION (LOCAL CURR/SETTLE CURR)	(ORIGINAL SHARES/PAR VALUE)		INVESTMENT		CURRENCY		
		TRADE DATE LOCAL/BASE AMOUNT	SHARES/PAR VALUE	INVESTMENT LOCAL/BASE COST	INVESTMENT LOCAL/BASE GAIN/LOSS	SETTLE DATE LOCAL/BASE AMOUNT	CURRENCY LOCAL/BASE COST	CURRENCY GAIN/LOSS IN BASE CURRENCY
S	3,500 000-							
16-NOV-01	NORTEL NETWORKS CORP NEW COM	27,824.06		27,395.34-	428.72	27,824.06	27,824.06	
21-NOV-01	(USD/USD)	27,824.06		27,395.34-	428.72 I	27,824.06	0.00	
S	12,500 000-							
19-NOV-01	NORTEL NETWORKS CORP NEW COM	105,266.47		94,136.70-	11,129.77	105,266.47	105,266.47	
23-NOV-01	(USD/USD)	105,266.47		94,136.70-	11,129.77 I	105,266.47	0.00	
S	264,000-							
11-JUL-01	SYNGENTA AG SPON ADR	2,758.70		1,824.77-	933.93	2,758.70	2,758.70	
16-JUL-01	(USD/USD)	2,758.70		1,824.77-	933.93 I	2,758.70	0.00	
S	21,000-							
12-JUL-01	SYNGENTA AG SPON ADR	217.30		136.34-	80.96	217.30	217.30	
17-JUL-01	(USD/USD)	217.30		136.34-	80.96 I	217.30	0.00	
S	12,000-							
13-JUL-01	SYNGENTA AG SPON ADR	124.79		77.91-	46.88	124.79	124.79	
18-JUL-01	(USD/USD)	124.79		77.91-	46.88 I	124.79	0.00	
S	13,000-							
18-JUL-01	SYNGENTA AG SPON ADR	135.84		84.41-	51.43	135.84	135.84	
23-JUL-01	(USD/USD)	135.84		84.41-	51.43 I	135.84	0.00	

MULTICURRENCY TRANSACTION REPORT
FOR THE PERIOD 01 JANUARY 2001 THROUGH 31 DECEMBER 2001

RUN DATE 19-FEB-02
PAGE: 384
G2570
BASE CURRENCY: USD

KNI F540481
JOHN S AND JAMES L KNIGHT FDN
CAPITAL GUARDIAN

TRAN CODE/ EFFECTIVE/ SETTLE DTE	SHARES/PAR VALUE SECURITY DESCRIPTION (LOCAL CURR/SETTLE CURR)	(ORIGINAL SHARES/PAR VALUE)		INVESTMENT		CURRENCY		
		TRADE DATE LOCAL/BASE AMOUNT	SHARES/PAR VALUE	INVESTMENT LOCAL/BASE COST	INVESTMENT LOCAL/BASE GAIN/LOSS	SETTLE DATE LOCAL/BASE AMOUNT	CURRENCY LOCAL/BASE COST	CURRENCY GAIN/LOSS IN BASE CURRENCY
S	1,600 000-							
21-JUN-01	TAIWAN SEMICONDUCTOR MFG CO	30,082.19		62,446.88-	32,364.69-	30,082.19	30,082.19	
26-JUN-01	LTD SPONSORED ADR	30,082.19		62,446.88-	32,364.69-I	30,082.19	0.00	
S	100 000-							
22-JUN-01	TAIWAN SEMICONDUCTOR MFG CO	1,872.93		3,902.93-	2,030.00-	1,872.93	1,872.93	
27-JUN-01	LTD SPONSORED ADR	1,872.93		3,902.93-	2,030.00-I	1,872.93	0.00	
S	1,800,000-							
26-JUN-01	TAIWAN SEMICONDUCTOR MFG CO	24,504.74		50,104.73-	25,599.99-	24,504.74	24,504.74	
29-JUN-01	LTD SPONSORED ADR	24,504.74		50,104.73-	25,599.99-I	24,504.74	0.00	
S	2,200,000-							
27-JUN-01	TAIWAN SEMICONDUCTOR MFG CO	30,685.45		60,851.51-	30,166.06-	30,685.45	30,685.45	
02-JUL-01	LTD SPONSORED ADR	30,685.45		60,851.51-	30,166.06-I	30,685.45	0.00	
S	4,400 000-							
28-JUN-01	TAIWAN SEMICONDUCTOR MFG CO	62,897.21		118,931.30-	56,034.09-	62,897.21	62,897.21	
03-JUL-01	LTD SPONSORED ADR	62,897.21		118,931.30-	56,034.09-I	62,897.21	0.00	
S	16,500,000-							
02-AUG-01	TAIWAN SEMICONDUCTOR MFG CO	282,452.40		438,833.24-	156,380.84-	282,452.40	282,452.40	
07-AUG-01	LTD SPONSORED ADR	282,452.40		438,833.24-	156,380.84-I	282,452.40	0.00	



Mellon Bank, N.A

MULTICURRENCY TRANSACTION REPORT
FOR THE PERIOD 01 JANUARY 2001 THROUGH 31 DECEMBER 2001

RUN DATE 19-FEB-0,
PAGE: 38
62570
BASE CURRENCY USD

KNI F540481
JOHN S AND JAMES L KNIGHT FDN
CAPITAL GUARDIAN

TRAN CODE/ EFFECTIVE/ SETTLE DTE	SHARES/PAR VALUE SECURITY DESCRIPTION (LOCAL CURR/SETTLE CURR)	(ORIGINAL SHARES/PAR VALUE) TRADE DATE LOCAL/BASE AMOUNT	INVESTMENT		SETTLE DATE LOCAL/BASE AMOUNT	CURRENCY	
			INVESTMENT LOCAL/BASE COST	INVESTMENT LOCAL/BASE GAIN/LOSS		CURRENCY LOCAL/BASE COST	CURRENCY GAIN/LOSS IN BASE CURRENCY
S	3,300.000-						
21-AUG-01	TAIWAN SEMICONDUCTOR MFG CO	47,195.68	87,304.33-	40,108.65-	47,195.68	47,195.68	
24-AUG-01	LTD SPONSORED ADR (USD/USD)	47,195.68	87,304.33-	40,108.65- 40,108.65-I	47,195.68	47,195.68	0.00
S	3,200.000-						
22-AUG-01	TAIWAN SEMICONDUCTOR MFG CO	42,054.27	84,658.75-	42,604.48-	42,054.27	42,054.27	
27-AUG-01	LTD SPONSORED ADR (USD/USD)	42,054.27	84,658.75-	42,604.48- 42,604.48-I	42,054.27	42,054.27	0.00
S	5,700.000-						
23-AUG-01	TAIWAN SEMICONDUCTOR MFG CO	70,653.69	149,468.61-	78,814.92-	70,653.69	70,653.69	
28-AUG-01	LTD SPONSORED ADR (USD/USD)	70,653.69	149,468.61-	78,814.92- 78,814.92-I	70,653.69	70,653.69	0.00
S	2,300.000-						
24-AUG-01	TAIWAN SEMICONDUCTOR MFG CO	27,507.53	60,848.47-	33,340.94-	27,507.53	27,507.53	
29-AUG-01	LTD SPONSORED ADR (USD/USD)	27,507.53	60,848.47-	33,340.94- 33,340.94-I	27,507.53	27,507.53	0.00
S	200.000-						
27-AUG-01	TAIWAN SEMICONDUCTOR MFG CO	2,395.92	5,261.74-	2,845.82-	2,395.92	2,395.92	
30-AUG-01	LTD SPONSORED ADR (USD/USD)	2,395.92	5,261.74-	2,845.82- 2,845.82-I	2,395.92	2,395.92	0.00
S	2,900.000-						
27-AUG-01	TAIWAN SEMICONDUCTOR MFG CO	35,260.20	76,005.27-	40,745.07-	35,260.20	35,260.20	
30-AUG-01	LTD SPONSORED ADR (USD/USD)	35,260.20	76,005.27-	40,745.07- 40,745.07-I	35,260.20	35,260.20	0.00

MULTICURRENCY TRANSACTION REPORT
FOR THE PERIOD 01 JANUARY 2001 THROUGH 31 DECEMBER 2001

RUN DATE: 19-FEB-0,
PAGE: 38
62570
BASE CURRENCY USD

KNI F540481
JOHN S AND JAMES L KNIGHT FDN
CAPITAL GUARDIAN

TRAN CODE/ EFFECTIVE/ SETTLE DTE	SHARES/PAR VALUE SECURITY DESCRIPTION (LOCAL CURR/SETTLE CURR)	(ORIGINAL SHARES/PAR VALUE) TRADE DATE LOCAL/BASE AMOUNT	INVESTMENT		SETTLE DATE LOCAL/BASE AMOUNT	CURRENCY	
			INVESTMENT LOCAL/BASE COST	INVESTMENT LOCAL/BASE GAIN/LOSS		CURRENCY LOCAL/BASE COST	CURRENCY GAIN/LOSS IN BASE CURRENCY
S	2,200.000-						
27-AUG-01	TAIWAN SEMICONDUCTOR MFG CO	26,844.38	57,659.17-	30,814.79-	26,844.38	26,844.38	
30-AUG-01	LTD SPONSORED ADR (USD/USD)	26,844.38	57,659.17-	30,814.79- 30,814.79-I	26,844.38	26,844.38	0.00
S	4,300.000-						
28-AUG-01	TAIWAN SEMICONDUCTOR MFG CO	53,423.56	112,697.47-	59,273.91-	53,423.56	53,423.56	
31-AUG-01	LTD SPONSORED ADR (USD/USD)	53,423.56	112,697.47-	59,273.91- 59,273.91-I	53,423.56	53,423.56	0.00
S	3,800.000-						
29-AUG-01	TAIWAN SEMICONDUCTOR MFG CO	48,017.09	52,517.58-	4,500.49-	48,017.09	48,017.09	
04-SEP-01	LTD SPONSORED ADR (USD/USD)	48,017.09	52,517.58-	4,500.49- 4,500.49-I	48,017.09	48,017.09	0.00
S	600.000-						
30-AUG-01	TAIWAN SEMICONDUCTOR MFG CO	7,439.69	15,725.23-	8,285.54-	7,439.69	7,439.69	
05-SEP-01	LTD SPONSORED ADR (USD/USD)	7,439.69	15,725.23-	8,285.54- 8,285.54-I	7,439.69	7,439.69	0.00
S	5,800.000-						
28-NOV-01	TAIWAN SEMICONDUCTOR MFG CO	99,887.60	99,420.17-	8,532.57-	90,887.60	90,887.60	
03-DEC-01	LTD SPONSORED ADR (USD/USD)	99,887.60	99,420.17-	8,532.57- 8,532.57-I	90,887.60	90,887.60	0.00
S	900.000-						
29-NOV-01	TAIWAN SEMICONDUCTOR MFG CO	14,476.10	12,433.31-	2,042.79-	14,476.10	14,476.10	
04-DEC-01	LTD SPONSORED ADR (USD/USD)	14,476.10	12,433.31-	2,042.79- 2,042.79 I	14,476.10	14,476.10	0.00



Mellon Bank, N.A

MULTICURRENCY TRANSACTION REPORT
FOR THE PERIOD 01 JANUARY 2001 THROUGH 31 DECEMBER 2001

RUN DATE: 19-FEB-02
PAGE: 387
G2570
BASE CURRENCY: USD

NI F540481
JOHN S AND JAMES L KNIGHT FDN
CAPITAL GUARDIAN

TRAN CODE/ EFFECTIVE/ SETTLE DTE	SHARES/PAR VALUE SECURITY DESCRIPTION (LOCAL CURR/SETTLE CURR)	(ORIGINAL SHARES/PAR VALUE) TRADE DATE LOCAL/BASE AMOUNT	INVESTMENT		SETTLE DATE LOCAL/BASE AMOUNT	CURRENCY	
			INVESTMENT LOCAL/BASE COST	INVESTMENT LOCAL/BASE GAIN/LOSS		CURRENCY LOCAL/BASE COST	CURRENCY GAIN/LOSS IN BASE CURRENCY
19-NOV-01	TAIWAN SEMICONDUCTOR MFG CO	5,300 000-	82,671 40	69,733 47-	12,937 93	82,671 40	
14-DEC-01	LTD SPONSORED ADR (USD/USD)		82,671 40	69,733 47-	12,937 93 12,937 93 I	82,671 40	82,671.40 0.00
14-FEB-01	TELEFONICA S A	540-	28 51	44 24-	15 73-	28 51	28.51
18-FEB-01	(USD/USD)		28 51	44 24-	15 73- 15 73-I	28 51	0.00
13-APR-01	TELEFONICA S A	.260-	12 89	21 30-	8 41-	12 89	12.89
13-APR-01	(USD/USD)		12 89	21 30-	8 41- 8 41-I	12 89	0.00
TOTAL U S DOLLAR			4,217,245 94 4,217,245 94	7,364,365 48- 7,364,365 48-	3,040,714 56- 3,040,714 55- 3,040,714 56-I 0 01 C	4,220,841 91 4,220,841 91	4,220,841.91 0.00
							0.00 T 0.00 S

MULTICURRENCY TRANSACTION REPORT
FOR THE PERIOD 01 JANUARY 2001 THROUGH 31 DECEMBER 2001

RUN DATE: 19-FEB-02
PAGE: 388
G2570
BASE CURRENCY: USD

NI F540481
JOHN S AND JAMES L KNIGHT FDN
CAPITAL GUARDIAN

TRAN CODE/ EFFECTIVE/ SETTLE DTE	SHARES/PAR VALUE SECURITY DESCRIPTION (LOCAL CURR/SETTLE CURR)	(ORIGINAL SHARES/PAR VALUE) TRADE DATE LOCAL/BASE AMOUNT	INVESTMENT		SETTLE DATE LOCAL/BASE AMOUNT	CURRENCY	
			INVESTMENT LOCAL/BASE COST	INVESTMENT LOCAL/BASE GAIN/LOSS		CURRENCY LOCAL/BASE COST	CURRENCY GAIN/LOSS IN BASE CURRENCY
EQUITY							
TRADED - SETTLED CURRENT PERIOD							
U.S. DOLLAR			4,217,245 94	7,364,365 48-	3,040,714 55-	4,217,245 94	0.00
FOREIGN (BASE VALUE)			33,438,129 18	38,545,555.00-	5,213,830 81- 4,088,329 77 I 9,302,160 58-C	33,377,595 69	33,383,805.04 54,323.34- 6,210.15 T 60,533.49-S
TRADED - PENDING SETTLEMENT							
U.S. DOLLAR			0.00	0 00	0 00	0 00	0.00
FOREIGN (BASE VALUE)			61,071.22	75,472.36-	14,401.14- 8,165 06 I 22,566 20-C	0 00	0.00 0 00 T 0.00 S
SETTLED - TRADED PRIOR PERIOD							
U.S. DOLLAR			0.00	0 00	0 00	3,595 97	0.00
FOREIGN (BASE VALUE)			350,290.26	0.00	0 00 0 00 I 0 00 C	345,918 96	9,882.56- 4,711.26-T 4,571.50-S



Mellon Bank, N.A

(MI F540481
JOHN S AND JAMES L KNIGHT FDN
CAPITAL GUARDIAN

MULTICURRENCY TRANSACTION REPORT
FOR THE PERIOD 01 JANUARY 2001 THROUGH 31 DECEMBER 2001

RUN DATE 19-FEB-02
PAGE 389
G2570
BASE CURRENCY: USD

TRAN CODE/ EFFECTIVE/ SETTLE DTE	SHARES/PAR VALUE SECURITY DESCRIPTION (LOCAL CURR/SETTLE CURR)	(ORIGINAL SHARES/PAR VALUE) TRADE DATE LOCAL/BASE AMOUNT	INVESTMENT		SETTLE DATE LOCAL/BASE AMOUNT	CURRENCY	
			INVESTMENT LOCAL/BASE COST	INVESTMENT LOCAL/BASE GAIN/LOSS		CURRENCY LOCAL/BASE COST	CURRENCY GAIN/LOSS IN BASE CURRENCY
TOTAL SALES							
TRADED - SETTLED CURRENT PERIOD							
U S DOLLAR		26,487,310.44	29,634,429.98-	3,040,714.55-	26,487,310.44	0.00	0.00
FOREIGN (BASE VALUE)		33,438,129.18	38,545,555.00-	5,213,830.81- 4,088,329.77 I 9,302,160.56-C	33,377,595.69	33,383,805.84	54,323.34- 6,210.15 60,533.49-
TRADED - PENDING SETTLEMENT							
U S DOLLAR		0.00	0.00	0.00	0.00	0.00	0.00
FOREIGN (BASE VALUE)		61,071.22	75,472.34-	14,401.14- 8,165.06 I 22,566.20-C	0.00	0.00	0.00 0.00 0.00
SETTLED - TRADED PRIOR PERIOD							
U S DOLLAR		0.00	0.00	0.00	3,595.97	0.00	0.00
FOREIGN (BASE VALUE)		350,290.26	0.00	0.00 0.00 I 0.00 C	345,918.96	341,207.70	9,082.56- 4,711.26- 4,371.30-

(MI F540481
JOHN S AND JAMES L KNIGHT FDN
CAPITAL GUARDIAN

MULTICURRENCY TRANSACTION REPORT
FOR THE PERIOD 01 JANUARY 2001 THROUGH 31 DECEMBER 2001

RUN DATE 19-FEB-02
PAGE 390
G2570
BASE CURRENCY: USD

TRAN CODE/ EFFECTIVE/ SETTLE DTE	SHARES/PAR VALUE SECURITY DESCRIPTION (LOCAL CURR/SETTLE CURR)	(ORIGINAL SHARES/PAR VALUE) TRADE DATE LOCAL/BASE AMOUNT	INVESTMENT		SETTLE DATE LOCAL/BASE AMOUNT	CURRENCY	
			INVESTMENT LOCAL/BASE COST	INVESTMENT LOCAL/BASE GAIN/LOSS		CURRENCY LOCAL/BASE COST	CURRENCY GAIN/LOSS IN BASE CURRENCY
CORPORATE ACTIONS							
AUSTRALIAN DOLLAR							
CD 07-SEP-01	CABLE & WIRELESS OPTUS NPV RECD DUE TO STX & CSH MERGER	405,000.00 210,154.50	0.00 0.00	405,000.00 210,154.50 210,154.50 I	405,000.00 210,154.50	405,000.00 210,154.50	
SW 10-SEP-01	160,000.000- CABLE & WIRELESS OPTUS NPV DELIVER SHARES FOR AA6398223	0.00 0.00	917,783.92- 593,872.56-	917,783.92- 593,872.56- 593,872.56-I	0.00 0.00	0.00 0.00	
MBV 29-JUN-01	BHP LIMITED NPV NON TAXABLE DIST COS TO BHP NPV BONUS DFD	0.00 0.00	1,024,899.14- 727,472.86-		0.00 0.00	0.00 0.00	
MM 10-JUL-01	131,671.000 BHP BILLITON LIMITED REC SHRS FROM AA6372905	0.00 0.00	1,024,899.14 727,472.86		0.00 0.00	0.00 0.00	
MM 28-FEB-01	10,153.000- HELLENIC BOTTLING GRD100 MERGER EFFECTIVE 28-FEB-0 TO COCA-COLA HELLENIC B	0.00 0.00	538,925.12- 422,777.59-		0.00 0.00	0.00 0.00	



Mellon Bank N A

MULTICURRENCY TRANSACTION REPORT
FOR THE PERIOD 01 JANUARY 2001 THROUGH 31 DECEMBER 2001

RUN DATE 19-FEB-02
PAGE 391
BASE CURRENCY USD

KNI F540481
JOHN S AND JAMES L KNIGHT FDN
CAPITAL GUARDIAN

TRAN CODE/ EFFECTIVE/ SETTLE DTE	SHARES/PAR VALUE SECURITY DESCRIPTION (LOCAL CURR/SETTLE CURR)	(ORIGINAL SHARES/PAR VALUE)		INVESTMENT		CURRENCY		
		TRADE DATE LOCAL/BASE AMOUNT	LOCAL/BASE AMOUNT	INVESTMENT LOCAL/BASE COST	INVESTMENT LOCAL/BASE GAIN/LOSS	SETTLE DATE LOCAL/BASE AMOUNT	CURRENCY LOCAL/BASE COST	CURRENCY GAIN/LOSS IN BASE CURRENCY
MM 28-FEB-01	10,153 000 COCA-COLA HELLENIC BOTTLING GRD100 MERGER EFFECTIVE 28-FEB-01 FROM COCA-COLA HELLENIC B	0 00 0 00	0 00	538,925 12 422,777 59		0 00 0 00	0.00 0.00	
SNT 29-JUN-01	131,670 857 BHP MPV BONUS DFD	0 00 0 00	0 00	1,024,899 14 727,472 86		0 00 0 00	0.00 0.00	
MW 10-JUL-01	131,670 857- BHP MPV BONUS DFD MERGER EFFECTIVE 10-JUL-0 TO BHP BILLITON LIMITED	0 00 0 00	0 00	1,024,899.14- 727,472 86-		0.00 0.00	0.00 0.00	
SD 10-SEP-01	15,520 000 SINGAPORE TELECOMMUNICATIONS ORD SCD0 15 RECEIVE SHARES FOR AA6133166	0 00 0 00	0 00	96,206 89 61,832.18	96,206.89 61,832.18 I	0 00 0 00	0.00 0.00	
SD 10-SEP-01	38,080 000 SINGAPORE TELECOMMUNICATIONS ORD SCD0 15 RECEIVE SHARES FOR AA6133166	0 00 0 00	0 00	244,081 95 156,822 65	244,081 95 156,822 65 I	0 00 0 00	0.00 0.00	

MULTICURRENCY TRANSACTION REPORT
FOR THE PERIOD 01 JANUARY 2001 THROUGH 31 DECEMBER 2001

RUN DATE 19-FEB-02
PAGE 392
BASE CURRENCY USD

KNI F540481
JOHN S AND JAMES L KNIGHT FDN
CAPITAL GUARDIAN

TRAN CODE/ EFFECTIVE/ SETTLE DTE	SHARES/PAR VALUE SECURITY DESCRIPTION (LOCAL CURR/SETTLE CURR)	(ORIGINAL SHARES/PAR VALUE)		INVESTMENT		CURRENCY		
		TRADE DATE LOCAL/BASE AMOUNT	LOCAL/BASE AMOUNT	INVESTMENT LOCAL/BASE COST	INVESTMENT LOCAL/BASE GAIN/LOSS	SETTLE DATE LOCAL/BASE AMOUNT	CURRENCY LOCAL/BASE COST	CURRENCY GAIN/LOSS IN BASE CURRENCY
SD 10-SEP-01	24,400 000 SINGAPORE TELECOMMUNICATIONS ORD SCD0 15 RECEIVE SHARES FOR AA6133166	0 00 0 00	0 00	155,900 86 100,010 41	155,900.86 100,010.41 I	0.00 0.00	0.00 0.00	
SD 10-SEP-01	14,560 000 SINGAPORE TELECOMMUNICATIONS ORD SCD0 15 RECEIVE SHARES FOR AA6133166	0 00 0 00	0 00	93,065 92 59,892.57	93,065 92 59,892.57 I	0 00 0 00	0.00 0.00	
SD 10-SEP-01	8,680 000 SINGAPORE TELECOMMUNICATIONS ORD SCD0 15 RECEIVE SHARES FOR AA6133166	0 00 0 00	0 00	58,751.33 38,558.49	58,751 33 38,558.49 I	0.00 0.00	0.00 0.00	
SD 10-SEP-01	17,520 000 SINGAPORE TELECOMMUNICATIONS ORD SCD0 15 RECEIVE SHARES FOR AA6133166	0 00 0 00	0 00	113,767 76 74,608 89	113,767.76 74,608.89 I	0 00 0 00	0.00 0.00	
SD 10-SEP-01	12,720 000 SINGAPORE TELECOMMUNICATIONS ORD SCD0 15 RECEIVE SHARES FOR AA6133166	0 00 0 00	0 00	81,324 80 53,194.83	81,324 80 53,194 83 I	0 00 0 00	0.00 0.00	



Mellon Bank, N.A.

KNI F540481
JOHN S AND JAMES L KNIGHT FDN
CAPITAL GUARDIAN

MULTICURRENCY TRANSACTION REPORT
FOR THE PERIOD 01 JANUARY 2001 THROUGH 31 DECEMBER 2001

RUN DATE: 19-FEB-01
PAGE: 39
BASE CURRENCY: USD

TRAN CODE/ EFFECTIVE/ SETTLE DTE	SHARES/PAR VALUE SECURITY DESCRIPTION (LOCAL CURR/SETTLE CURR)	INVESTMENT		CURRENCY		
		(ORIGINAL SHARES/PAR VALUE) TRADE DATE LOCAL/BASE AMOUNT	INVESTMENT LOCAL/BASE COST	INVESTMENT LOCAL/BASE GAIN/LOSS	SETTLE DATE LOCAL/BASE AMOUNT	CURRENCY LOCAL/BASE COST
SD 10-SEP-01	8,000,000 SINGAPORE TELECOMMUNICATIONS ORD SGDD 15 RECEIVE SHARES FOR AA6133166	0.00 0.00	48,127.74 31,523.67	48,127.74 31,523.67 31,523.67 I	0.00 0.00	0.00 0.00
SD 10-SEP-01	4,320,000 SINGAPORE TELECOMMUNICATIONS ORD SGDD 15 RECEIVE SHARES FOR AA6133166	0.00 0.00	26,557.47 17,429.67	26,557.47 17,429.67 17,429.67 I	0.00 0.00	0.00 0.00
SW 19-OCT-01	144,000,000- SINGAPORE TELECOMMUNICATIONS ORD SGDD 15 DELIVER SHARES	0.00 0.00	379,178.30- 245,355.78-	379,178.30- 245,355.78- 245,355.78-I	0.00 0.00	0.00 0.00
MM 28-FEB-01	10,153,000 COCA-COLA HELLENIC BOTTLING C NOW CUSIP AA6287400 MERGER EFFECTIVE - 28-FEB-01 FROM HELLENIC BOTTLING GR	0.00 0.00	538,925.12 422,777.59		0.00 0.00	0.00 0.00
MM 28-FEB-01	10,153,000- COCA-COLA HELLENIC BOTTLING C NOW CUSIP AA6287400 MERGER EFFECTIVE - 28-FEB-01 TO HELLENIC BOTTLING GR	0.00 0.00	538,925.12- 422,777.59-		0.00 0.00	0.00 0.00

KNI F540481
JOHN S AND JAMES L KNIGHT FDN
CAPITAL GUARDIAN

MULTICURRENCY TRANSACTION REPORT
FOR THE PERIOD 01 JANUARY 2001 THROUGH 31 DECEMBER 2001

RUN DATE: 19-FEB-01
PAGE: 39
BASE CURRENCY: USD

TRAN CODE/ EFFECTIVE/ SETTLE DTE	SHARES/PAR VALUE SECURITY DESCRIPTION (LOCAL CURR/SETTLE CURR)	INVESTMENT		CURRENCY			
		(ORIGINAL SHARES/PAR VALUE) TRADE DATE LOCAL/BASE AMOUNT	INVESTMENT LOCAL/BASE COST	INVESTMENT LOCAL/BASE GAIN/LOSS	SETTLE DATE LOCAL/BASE AMOUNT	CURRENCY LOCAL/BASE COST	CURRENCY GAIN/LOSS IN BASE CURRENCY
TOTAL AUSTRALIAN DOLLAR		405,000.00 210,154.50	379,178.30- 245,355.78-	25,821.70 35,201.28- 35,201.28-I 0.00 C	405,000.00 210,154.50	405,000.00 210,154.50	0.00 0.00
EURO CURRENCY UNIT							
DD 12-JUN-01	6,400,000 AIXTRON ORD NPV STOCK DIVIDEND 2002 EX 12JUN, PAY 12JUN, REC 00	0.00 0.00	0.00 0.00		0.00 0.00	0.00 0.00	
MBV 30-APR-01	SIEMENS AG NPV REG D NOW TAXABLE DIST COS TO SIEMENS AG NEW NPV (0.00 0.00	202,770.17- 227,212.53-		0.00 0.00	0.00 0.00	
MM 30-APR-01	5,400,000 SIEMENS AG NPV REG MERGER EFFECTIVE - 30-APR-01 FROM SIEMENS AG NEW NPV (0.00 0.00	202,770.17 227,212.53		0.00 0.00	0.00 0.00	
SNT 30-APR-01	5,400,000 SIEMENS AG NEW NPV (REGD) (SUB RTS 15-JAN-2002) NOW TAXABLE DISTRIBU FROM SIEMENS AG NPV REG D	0.00 0.00	202,770.17 227,212.53		0.00 0.00	0.00 0.00	



Mellon Bank N A

<NI F540481
JOHN S AND JAMES L KNIGHT FDN
CAPITAL GUARDIAN

MULTICURRENCY TRANSACTION REPORT
FOR THE PERIOD 01 JANUARY 2001 THROUGH 31 DECEMBER 2001

RUN DATE 19-FEB-02
PAGE 395
62570
BASE CURRENCY USD

TRAN CODE/ EFFECTIVE/ SETTLE DTE	SHARES/PAR VALUE SECURITY DESCRIPTION (LOCAL CURR/SETTLE CURR)	(ORIGINAL SHARES/PAR VALUE)		INVESTMENT		CURRENCY		
		TRADE DATE LOCAL/BASE AMOUNT	SHARES/PAR VALUE	INVESTMENT LOCAL/BASE COST	INVESTMENT LOCAL/BASE GAIN/LOSS	SETTLE DATE LOCAL/BASE AMOUNT	CURRENCY LOCAL/BASE COST	CURRENCY GAIN/LOSS IN BASE CURRENCY
4W 30-APR-01	5,400 000- SIEMENS AG NEW NPV (REGD) (SUB RTS 15-JAN-2002) MERGER EFFECTIVE 30-APR-01 TO SIEMENS AG NPV REG D	0 00 0 00		202,770 17- 227,212 53-		0 00 0 00	0.00 0.00	
3NT 15-JAN-01	31,057 000 TELEFONICA SA NEW EUR1 (B/R 19-JAN-2001) NON TAXABLE DISTRIBU FROM TELEFONICA SA EUR1	0 00 0 00		1,290 62 1,677 60		0 00 0 00	0.00 0.00	
3W 15-JAN-01	31,050 000- TELEFONICA SA NEW EUR1 (B/R 19-JAN-2001) BONUS RTS EE8261484	0 00 0 00		1,290 25- 1,677 12-	1,290 25- 1,677 12- 1,677 12-1	0 00 0 00	0.00 0.00	
4BV 15-JAN-01	TELEFONICA SA EUR1 NON TAXABLE DIST COS TO TELEFONICA SA NEW EU	0 00 0 00		1,290 62- 1,677 60-		0 00 0 00	0.00 0.00	
4M 15-FEB-01	621 000 TELEFONICA SA EUR1 MERGER EFFECTIVE 05-FEB-0 FROM TELEFONICA S A	0 00 0 00		1,290 25 1,677 12		0.00 0.00	0.00 0.00	

NI F540481
JOHN S AND JAMES L KNIGHT FDN
CAPITAL GUARDIAN

MULTICURRENCY TRANSACTION REPORT
FOR THE PERIOD 01 JANUARY 2001 THROUGH 31 DECEMBER 2001

RUN DATE: 19-FEB-02
PAGE: 396
62570
BASE CURRENCY: USD

TRAN CODE/ EFFECTIVE/ SETTLE DTE	SHARES/PAR VALUE SECURITY DESCRIPTION (LOCAL CURR/SETTLE CURR)	(ORIGINAL SHARES/PAR VALUE)		INVESTMENT		CURRENCY		
		TRADE DATE LOCAL/BASE AMOUNT	SHARES/PAR VALUE	INVESTMENT LOCAL/BASE COST	INVESTMENT LOCAL/BASE GAIN/LOSS	SETTLE DATE LOCAL/BASE AMOUNT	CURRENCY LOCAL/BASE COST	CURRENCY GAIN/LOSS IN BASE CURRENCY
4BV 6-MAR-01	TELEFONICA SA EUR1 NON TAXABLE DIST COS TO TELEFONICA SA NEW EU	0 00 0 00		1,319 72- 1,715 42-		0.00 0 00	0.00 0.00	
4M 6-APR-01	633 000 TELEFONICA SA EUR1 MERGER EFFECTIVE 04-APR-0 FROM TELEFONICA SA SHS IS	0 00 0 00		1,319.72 1,715.42		0 00 0.00	0.00 0.00	
4NT 6-MAR-01	31,678 000 TELEFONICA SA NEW EUR1(BONUS RTS 20-MAR-2001) NON TAXABLE DISTRIBU FROM TELEFONICA SA EUR1	0 00 0 00		1,319 72 1,715.42		0 00 0.00	0.00 0.00	
4W 6-MAR-01	31,650 000- TELEFONICA SA NEW EUR1(BONUS RTS 20-MAR-2001) EXERCISE OF BONUS RTS	0 00 0 00		1,319 72- 1,715 42-	1,319.72- 1,715.42- 1,715.42-1	0 00 0 00	0.00 0.00	
4D 5-JAN-01	621 000 TELEFONICA S A BONUS RTS EE4912411	0 00 0.00		1,290 25 1,677 12	1,290 25 1,677.12 1,677 12 1	0 00 0.00	0.00 0.00	



Mellon Bank, N.A

KNI F540481
JOHN S AND JAMES L KNIGHT FDN
CAPITAL GUARDIAN

MULTICURRENCY TRANSACTION REPORT
FOR THE PERIOD 01 JANUARY 2001 THROUGH 31 DECEMBER 2001

RUN DATE: 19-FEB-02
PAGE: 39
62570
BASE CURRENCY: USD

TRAN CODE/ EFFECTIVE/ SETTLE DTE	SHARES/PAR VALUE SECURITY DESCRIPTION (LOCAL CURR/SETTLE CURR)	(ORIGINAL SHARES/PAR VALUE) TRADE DATE LOCAL/BASE AMOUNT	INVESTMENT		SETTLE DATE LOCAL/BASE AMOUNT	CURRENCY	
			INVESTMENT LOCAL/BASE COST	INVESTMENT LOCAL/BASE GAIN/LOSS		CURRENCY LOCAL/BASE COST	CURRENCY GAIN/LOSS IN BASE CURRENCY
MW 05-FEB-01	621.000- TELEFONICA S A MERGER EFFECTIVE: :05-FEB-0 TO TELEFONICA SA EUR1	0 00 0 00	1,290 25- 1,677.12-		0 00 0 00	0.00 0.00	
SD 20-MAR-01	633.000 TELEFONICA SA SHS ISSUE 2001 EXERCISE OF BONUS RTS	0 00 0.00	1,319 72 1,715 42	1,319.72 1,715.42 1,715.42 I	0 00 0 00	0.00 0.00	
MW 06-APR-01	633.000- TELEFONICA SA SHS ISSUE 2001 MERGER EFFECTIVE: :06-APR-0 TO TELEFONICA SA EUR1	0 00 0.00	1,319 72- 1,715 42-		0.00 0.00	0.00 0.00	
MW 02-JUL-01	9,000.000- PEUGEOT SA EUR6 MERGER EFFECTIVE: 02-JUL-0 TO PEUGEOT SA EUR1	0 00 0.00	146,199.25- 165,940 65-		0 00 0.00	0.00 0.00	
SS 02-JUL-01	7,500 000 PEUGEOT SA EUR6 STOCK SPLIT 600X EX 02JUL, PAY 02JUL, REC 29JUN	0 00 0.00	0 00 0 00		0 00 0 00	0.00 0.00	

KNI F540481
JOHN S AND JAMES L KNIGHT FDN
CAPITAL GUARDIAN

MULTICURRENCY TRANSACTION REPORT
FOR THE PERIOD 01 JANUARY 2001 THROUGH 31 DECEMBER 2001

RUN DATE: 19-FEB-02
PAGE: 398
62570
BASE CURRENCY: USD

TRAN CODE/ EFFECTIVE/ SETTLE DTE	SHARES/PAR VALUE SECURITY DESCRIPTION (LOCAL CURR/SETTLE CURR)	(ORIGINAL SHARES/PAR VALUE) TRADE DATE LOCAL/BASE AMOUNT	INVESTMENT		SETTLE DATE LOCAL/BASE AMOUNT	CURRENCY	
			INVESTMENT LOCAL/BASE COST	INVESTMENT LOCAL/BASE GAIN/LOSS		CURRENCY LOCAL/BASE COST	CURRENCY GAIN/LOSS IN BASE CURRENCY
MW 02-JUL-01	9,000 000 PEUGEOT SA EUR1 MERGER EFFECTIVE: 02-JUL-0 FROM PEUGEOT SA EUR6	0 00 0.00	146,199.25 165,940.65		0 00 0 00	0.00 0.00	
MW 18-JUN-01	109,900.000- ENI ITL1000 (REGO) MERGER EFFECTIVE: :18-JUN-0 TO ENI EUR1	0 00 0.00	1,114,413.49- 1,184,333.23-		0 00 0 00	0.00 0.00	
SS 18-JUN-01	109,900.000- ENI ITL1000 (REGO) REVERSE SPLIT 050X EX 18JUN, PAY 18JUN, REC 00	0 00 0.00	0 00 0 00		0 00 0 00	0.00 0.00	
IRW 19-FEB-01	252,000.000 OLIVETTI SPA SUB/RTS 09-MAR-0 (OLIVETTI SOTT) AZW RIGHTS ISSUE-EFF :19-FEB-01 FROM OLIVETTI SPA EUR1	0 00 0.00	0 00 0 00		0 00 0 00	0.00 0.00	
IRW 19-FEB-01	252,000.000 OLIVETTI SPA SUB/RTS 09-MAR-0 (OLIVETTI SOTT) 088 RIGHTS ISSUE-EFF :19-FEB-01 FROM OLIVETTI SPA EUR1	0 00 0.00	0 00 0 00		0 00 0 00	0.00 0.00	



Mellon Bank, N.A

KNI F540481
JOHN S AND JAMES L KNIGHT FDN
CAPITAL GUARDIAN

MULTICURRENCY TRANSACTION REPORT
FOR THE PERIOD 01 JANUARY 2001 THROUGH 31 DECEMBER 2001

RUN DATE 19-FEB-02
PAGE 399
G2570
BASE CURRENCY: USD

TRAN CODE/ EFFECTIVE/ SETTLE DTE	SHARES/PAR VALUE SECURITY DESCRIPTION (LOCAL CURR/SETTLE CURR)	INVESTMENT		CURRENCY		
		(ORIGINAL SHARES/PAR VALUE) TRADE DATE LOCAL/BASE AMOUNT	INVESTMENT LOCAL/BASE COST	INVESTMENT LOCAL/BASE GAIN/LOSS	SETTLE DATE LOCAL/BASE AMOUNT	CURRENCY LOCAL/BASE COST
MH 18-JAN-01	189,900 000 ENI EUR1 MERGER EFFECTIVE 18-JUN-0 FROM ENI ITL1000 (REGD)	0 00 0 00	1,114,413.49 1,184,333.23		0 00 0.00	0.00 0.00
SS 02-JUL-01	11,129 000 ING GROEP MV CVA EURO.48 STOCK SPLIT 200Z EX 02JUL, PAY 02JUL, REC 00	0 00 0 00	0.00 0 00		0.00 0.00	0.00 0.00
MH 02-JUL-01	22,258 000- ING GROEP MV CVA EURO 48 MERGER EFFECTIVE 02-JUL-0 TO ING GROEP N.V. CVA E	0 00 0 00	543,163.26- 609,399.17-		0 00 0 00	0.00 0.00
MH 01-MAY-01	22,575.000- HEINEKEN MV MLDG MERGER EFFECTIVE 01-MAY-0 TO HEINEKEN MV EUR2	0 00 0 00	774,803 09- 797,167.14-		0 00 0 00	0.00 0.00
MH 01-MAY-01	28,750 000- HEINEKEN MV 'A' MLDG MERGER EFFECTIVE 01-MAY-0 TO HEINEKEN MLDG 'A' EU	0 00 0 00	792,708 73- 847,231 95-		0 00 0 00	0.00 0.00

KNI F540481
JOHN S AND JAMES L KNIGHT FDN
CAPITAL GUARDIAN

MULTICURRENCY TRANSACTION REPORT
FOR THE PERIOD 01 JANUARY 2001 THROUGH 31 DECEMBER 2001

RUN DATE 19-FEB-02
PAGE 400
G2570
BASE CURRENCY: USD

TRAN CODE/ EFFECTIVE/ SETTLE DTE	SHARES/PAR VALUE SECURITY DESCRIPTION (LOCAL CURR/SETTLE CURR)	INVESTMENT		CURRENCY		
		(ORIGINAL SHARES/PAR VALUE) TRADE DATE LOCAL/BASE AMOUNT	INVESTMENT LOCAL/BASE COST	INVESTMENT LOCAL/BASE GAIN/LOSS	SETTLE DATE LOCAL/BASE AMOUNT	CURRENCY LOCAL/BASE COST
SS 01-MAY-01	5,750.000 HEINEKEN MV 'A' MLDG STOCK SPLIT 125X EX 01MAY, PAY 01MAY, REC 00	0 00 0 00	0 00 0 00		0 00 0 00	0.00 0.00
IRW 25-APR-01	5,100.000 HAGEMeyer EUR1 2 (STOCK DIV) RIGHTS EXPIRING 8-MAY-2001 RIGHTS ISSUE-EFF 25-APR-01 FROM HAGEMeyer EUR1.2	0 00 0 00	0 00 0 00		0 00 0 00	0.00 0.00
SW 04-MAY-01	5,100 000- HAGEMeyer EUR1 2 (STOCK DIV) RIGHTS EXPIRING 8-MAY-2001 CLIENT ELEC. CASH	0 00 0 00	0 00 0 00		0 00 0 00	0.00 0.00
IRW 04-MAY-01	80,186.000 AEGON MV EURO.12 (STR DIV 25-MAY-01) RIGHTS ISSUE-EFF 04-MAY-01 FROM AEGON MV EURO.12	0 00 0 00	0 00 0 00		0 00 0 00	0.00 0.00
SW 25-MAY-01	80,185.000- AEGON MV EURO 12 (STK DIV 25-MAY-01) DEL COUPONS	0 00 0 00	0 00 0 00		0 00 0 00	0 00 0.00



Mellon Bank, N.A

MULTICURRENCY TRANSACTION REPORT
FOR THE PERIOD 01 JANUARY 2001 THROUGH 31 DECEMBER 2001

RUN DATE: 19-FEB-0
PAGE: 40
62570
BASE CURRENCY: USD

KNI F540481
JOHN S AND JAMES L KNIGHT FDN
CAPITAL GUARDIAN

TRAN CODE/ EFFECTIVE/ SETTLE DTE	SHARES/PAR VALUE SECURITY DESCRIPTION (LOCAL CURR/SETTLE CURR)	INVESTMENT		CURRENCY		
		(ORIGINAL SHARES/PAR VALUE) TRADE DATE LOCAL/BASE AMOUNT	INVESTMENT LOCAL/BASE COST	INVESTMENT LOCAL/BASE GAIN/LOSS	SETTLE DATE LOCAL/BASE AMOUNT	CURRENCY LOCAL/BASE COST
IRW 14-MAY-01	46,346.000 ABN AMRO HLDGS NV NLG0 05 STK DIV 06-JUN-2001 RIGHTS ISSUE-EFF -14-MAY-01 FROM ABN AMRO HLDGS NV NL	0.00 0.00	0.00 0.00		0.00 0.00	0.00 0.00
SW 06-JUN-01	46,322.000- ABN AMRO HLDGS NV NLG0 05 STK DIV 06-JUN-2001 DEL COUPONS	0.00 0.00	0.00 0.00		0.00 0.00	0.00 0.00
IRW 19-APR-01	8,500.000 VNU NV NLG0.20 (STK DIV 24-APR-2001) RIGHTS ISSUE-EFF -19-APR-01 FROM VNU NV EURO0.20	0.00 0.00	0.00 0.00		0.00 0.00	0.00 0.00
SW 02-MAY-01	8,500.000- VNU NV NLG0.20 (STK DIV 24-APR-2001) CLIENT ELECTED CASH	0.00 0.00	0.00 0.00		0.00 0.00	0.00 0.00
MM 01-MAY-01	28,750.000 HEINEKEN HLDG 'A' EUR2 MERGER EFFECTIVE: 01-MAY-0 FROM HEINEKEN NV 'A' NLG5	0.00 0.00	792,708.73 847,231.95		0.00 0.00	0.00 0.00

MULTICURRENCY TRANSACTION REPORT
FOR THE PERIOD 01 JANUARY 2001 THROUGH 31 DECEMBER 2001

RUN DATE: 19-FEB-0
PAGE: 40
62570
BASE CURRENCY: USD

KNI F540481
JOHN S AND JAMES L KNIGHT FDN
CAPITAL GUARDIAN

TRAN CODE/ EFFECTIVE/ SETTLE DTE	SHARES/PAR VALUE SECURITY DESCRIPTION (LOCAL CURR/SETTLE CURR)	INVESTMENT		CURRENCY		
		(ORIGINAL SHARES/PAR VALUE) TRADE DATE LOCAL/BASE AMOUNT	INVESTMENT LOCAL/BASE COST	INVESTMENT LOCAL/BASE GAIN/LOSS	SETTLE DATE LOCAL/BASE AMOUNT	CURRENCY LOCAL/BASE COST
MM 01-MAY-01	28,210.750 HEINEKEN NV EUR2	0.00 0.00	774,883.89 797,167.14		0.00 0.00	0.00 0.00
MM 02-JUL-01	22,258.000 ING GROEP N V CVA EURO 24 MERGER EFFECTIVE: 02-JUL-0 FROM ING GROEP NV CVA EUR	0.00 0.00	543,163.26 609,509.17		0.00 0.00	0.00 0.00
IRW 13-AUG-01	89,701.000 AEGON NV RTS FROM SMS (OPEN) STK DIVIDEND 13-AUG-01 RIGHTS ISSUE-EFF :13-AUG-01 FROM AEGON NV EURO.12	0.00 0.00	0.00 0.00		0.00 0.00	0.00 0.00
SW 30-AUG-01	89,626.000- AEGON NV RTS FROM SMS (OPEN) STK DIVIDEND 13-AUG-01 ACCOUNT ELECTED STOCK	0.00 0.00	0.00 0.00		0.00 0.00	0.00 0.00
IRW 17-AUG-01	57,553.000 ABN AMRO HOLDING NV EUR 0.56 (STK DIV 17-AUG-01)	0.00 0.00	0.00 0.00		0.00 0.00	0.00 0.00



Mellon Bank, N.A

KNI F540481
JOHN S AND JAMES L KNIGHT FDN
CAPITAL GUARDIAN

MULTICURRENCY TRANSACTION REPORT
FOR THE PERIOD 01 JANUARY 2001 THROUGH 31 DECEMBER 2001

RUN DATE: 19-FEB-02
PAGE: 403
G2570
BASE CURRENCY: USD

TRAN CODE/ EFFECTIVE/ SETTLE DTE	SHARES/PAR VALUE SECURITY DESCRIPTION (LOCAL CURR/SETTLE CURR)	(ORIGINAL SHARES/PAR VALUE) TRADE DATE LOCAL/BASE AMOUNT	INVESTMENT		CURRENCY		
			INVESTMENT LOCAL/BASE COST	INVESTMENT LOCAL/BASE GAIN/LOSS	SETTLE DATE LOCAL/BASE AMOUNT	CURRENCY LOCAL/BASE COST	CURRENCY GAIN/LOSS IN BASE CURRENCY
SW 04-SEP-01	57,553 000- ABN AMRD HOLDING NV EUR 0 56 (STK DIV 17-AUG-01) DELIVER SHARES	0 00 0 00	0 00 0 00	0 00 0 00	0 00 0 00	0.00 0.00	
IRW 23-AUG-01	8,500 000 VMU NV EURO 20 STK DIV 23-AUG-01 RIGHTS ISSUE-EFF 23-AUG-01 FROM VMU NV EURO0 20	0 00 0 00	0 00 0 00	0 00 0 00	0 00 0 00	0.00 0.00	
SW 03-SEP-01	8,500 000- VMU NV EURO 20 STK DIV 23-AUG-01 DELIVER SHARES	0 00 0 00	0 00 0 00	0 00 0 00	0 00 0 00	0.00 0.00	
TOTAL EURO CURRENCY UNIT			0 00 0 00	0.00 0 00	0 00 0 00 0 00 I 0 00 C	0.00 0.00	0.00 T 0 00 S

(KNI F540481)
JOHN S AND JAMES L KNIGHT FDN
CAPITAL GUARDIAN

MULTICURRENCY TRANSACTION REPORT
FOR THE PERIOD 01 JANUARY 2001 THROUGH 31 DECEMBER 2001

RUN DATE: 19-FEB-02
PAGE: 404
G2570
BASE CURRENCY: USD

TRAN CODE/ EFFECTIVE/ SETTLE DTE	SHARES/PAR VALUE SECURITY DESCRIPTION (LOCAL CURR/SETTLE CURR)	(ORIGINAL SHARES/PAR VALUE) TRADE DATE LOCAL/BASE AMOUNT	INVESTMENT		CURRENCY		
			INVESTMENT LOCAL/BASE COST	INVESTMENT LOCAL/BASE GAIN/LOSS	SETTLE DATE LOCAL/BASE AMOUNT	CURRENCY LOCAL/BASE COST	CURRENCY GAIN/LOSS IN BASE CURRENCY
SWISS FRANC							
IN 15-AUG-01	20,616 000- CREDIT SUISSE GROUP CHF20(REGD) MERGER EFFECTIVE .15-AUG-01 TO CREDIT SUISSE GROUP	0.00 0.00	1,698,713 33- 1,008,328 98-		0 00 0.00	0.00 0.00	
IS 15-AUG-01	15,462.000 CREDIT SUISSE GROUP CHF20(REGD) STOCK SPLIT 400Z EX 15AUG, PAY 15AUG, REC 00	0 00 0 00	0 00 0 00		0 00 0.00	0 00 0.00	
ID 1-JAN-01	1,595.000 SYNGENTA AG CHF10 REC SHARES FROM SS4702188	0 00 0.00	40,469 74 31,289 03	40,469 74 31,289 03 31,289 03 1	0 00 0.00	0.00 0.00	
IN 13-MAY-01	1,065 000- HOLCIM LTD MERGER EFFECTIVE .23-MAY-0 TO HOLCIM CHF10 (BEARER)	0 00 0.00	633,242 91- 586,594.32-		0 00 0.00	0.00 0.00	
IN 1-JUN-01	4,020 000- NESTLE SA REGD ZUR LISTING SZF10 MERGER EFFECTIVE .11-JUN-01 TO NESTLE SA CHF1	0 00 0 00	453,188 74- 334,220 14-		0 00 0.00	0 00 0.00	



Mellon Bank, N.A

KFI F540481
JOHN S AND JAMES L KNIGHT FDM
CAPITAL GUARDIAN

MULTICURRENCY TRANSACTION REPORT
FOR THE PERIOD 01 JANUARY 2001 THROUGH 31 DECEMBER 2001

RUN DATE: 19-FEB-02
PAGE 405
G2570
BASE CURRENCY: USD

TRAN CODE/ EFFECTIVE/ SETTLE DTE	SHARES/PAR VALUE SECURITY DESCRIPTION (LOCAL CURR/SETTLE CURR)	INVESTMENT			CURRENCY	
		(ORIGINAL SHARES/PAR VALUE) TRADE DATE LOCAL/BASE AMOUNT	INVESTMENT LOCAL/BASE COST	INVESTMENT LOCAL/BASE GAIN/LOSS	SETTLE DATE LOCAL/BASE AMOUNT	CURRENCY LOCAL/BASE COST
SS 11-JUN-01	3,618 000 NESTLE SA REGD ZUR LISTING SZF10 STOCK SPLIT 000Z EX 11JUN, PAY 11JUN, REC 00	0.00 0.00	0 00 0 00		0 00 0 00	0.00 0.00
SS 12-NOV-01	69,003 000 COMPAGNIE FINANCIERE RICH AG NON ES7151115	0.00 0.00	0.00 0.00		0 00 0.00	0.00 0.00
MW 12-NOV-01	69,708 000- COMPAGNIE FINANCIERE RICH AG NON ES7151115 DEL SHRS TO ES7151115	0.00 0.00	1,416,442.42- 1,050,055.78-		0 00 0 00	0.00 0.00
MW 04-MAY-01	40 000- ROCHE HLDG AG GENUSCHNEINE MPV MERGER EFFECTIVE 04-MAY-0 TO ROCHE HLDG AG GENUSS	0 00 0.00	700,139 69- 456,741 92-		0 00 0 00	0.00 0.00
MW 15-MAY-01	110 000- SGS SOCIETE GEN DE SURVEILL HLDG SA SZF100(BR) MERGER EFFECTIVE 15-MAY-01 TO SGS HOLDING SZF20(CRE	0.00 0.00	301,723 38- 202,702 98-		0 00 0.00	0.00 0.00

KFI F540481
JOHN S AND JAMES L KNIGHT FDM
CAPITAL GUARDIAN

MULTICURRENCY TRANSACTION REPORT
FOR THE PERIOD 01 JANUARY 2001 THROUGH 31 DECEMBER 2001

RUN DATE: 19-FEB-02
PAGE 406
G2570
BASE CURRENCY: USD

TRAN CODE/ EFFECTIVE/ SETTLE DTE	SHARES/PAR VALUE SECURITY DESCRIPTION (LOCAL CURR/SETTLE CURR)	INVESTMENT			CURRENCY	
		(ORIGINAL SHARES/PAR VALUE) TRADE DATE LOCAL/BASE AMOUNT	INVESTMENT LOCAL/BASE COST	INVESTMENT LOCAL/BASE GAIN/LOSS	SETTLE DATE LOCAL/BASE AMOUNT	CURRENCY LOCAL/BASE COST
MW 15-MAY-01	550 000 SGS HOLDING SZF20(REGD) MERGER EFFECTIVE 15-MAY-0 FROM SGS SOCIETE GEN DE S	0.00 0.00	301,723.38 202,702.98		0 00 0.00	0.00 0.00
MW 17-AUG-01	9,220 000- SWISS REINSURANCE CHF10 (REGS MERGER EFFECTIVE 17-AUG-0 TO SWISS REINSURANCE CH	0.00 0 00	1,661,548 54- 950,741.44-		0 00 0.00	0.00 0.00
SS 17-AUG-01	0,759 000 SWISS REINSURANCE CHF10 (REGS STOCK SPLIT 000Z EX 17AUG, PAY 17AUG, REC 00	0.00 0 00	0 00 0 00		0 00 0.00	0.00 0.00
CD 17-AUG-01	3,688 000 SWISS REINSURANCE CHF10 (REGS ROCA	3,688.00 2,225.84	0 00 0.00	3,688.00 2,225.84 2,225.84 I	3,688.00 2,225.84	3,688.00 2,225.84
MW 07-MAY-01	1,147 000- NOVARTIS AG REGD CHF20 MERGER EFFECTIVE 07-MAY-0 TO NOVARTIS AG CHF0.50	0 00 0.00	1,560,615 56- 1,010,555.37-		0 00 0.00	0 00 0.00



Mellon Bank, N.A

MULTICURRENCY TRANSACTION REPORT
FOR THE PERIOD 01 JANUARY 2001 THROUGH 31 DECEMBER 2001

RUN DATE 19-FEB-02
PAGE 407
G2570
BASE CURRENCY USD

KNI F540481
JOHN S AND JAMES L KNIGHT FDN
CAPITAL GUARDIAN

TRAN CODE/ EFFECTIVE/ SETTLE DTE	SHARES/PAR VALUE SECURITY DESCRIPTION (LOCAL CURR/SETTLE CURR)	(ORIGINAL SHARES/PAR VALUE) TRADE DATE LOCAL/BASE AMOUNT	INVESTMENT		CURRENCY		
			INVESTMENT LOCAL/BASE COST	INVESTMENT LOCAL/BASE GAIN/LOSS	SETTLE DATE LOCAL/BASE AMOUNT	CURRENCY LOCAL/BASE COST	CURRENCY GAIN/LOSS IN BASE CURRENCY
CD 11-SEP-01	SWISSCOM AG CHF25 RETURN OF CAPITAL	21,776 00 13,146 58	0 00 0.00	21,776 00 13,146 58 13,146 58 I	21,776.00 13,146.58	21,776.00 13,146.58	
CD 11-SEP-01	SWISSCOM AG CHF25 RET OF CAPITAL	384 00 231 83	0 00 0.00	384 00 231 83 231 83 I	384.00 231.83	384.00 231.83	
CD 11-SEP-01	SWISSCOM AG CHF25 RET OF CAPITAL	296 00 178 70	0 00 0 00	296.00 178 70 178 70 I	296 00 178 70	296.00 178.70	
MW 16-JUL-01	UBS AG CHF10 MERGER EFFECTIVE TO UBS AG CHF2 80 (REGD)	7,200 000- 0 00 0 00	572,379 22- 393,577.15-		0 00 0 00	0.00 0.00	
SS 16-JUL-01	UBS AG CHF10 STOCK SPLIT EX 16JUL, PAY 18JUL, REC 00	4,800.000 300X 0.00	0 00 0 00		0 00 0.00	0.00 0.00	

MULTICURRENCY TRANSACTION REPORT
FOR THE PERIOD 01 JANUARY 2001 THROUGH 31 DECEMBER 2001

RUN DATE: 19-FEB-02
PAGE 408
G2570
BASE CURRENCY. USD

KNI F540481
JOHN S AND JAMES L KNIGHT FDN
CAPITAL GUARDIAN

TRAN CODE/ EFFECTIVE/ SETTLE DTE	SHARES/PAR VALUE SECURITY DESCRIPTION (LOCAL CURR/SETTLE CURR)	(ORIGINAL SHARES/PAR VALUE) TRADE DATE LOCAL/BASE AMOUNT	INVESTMENT		CURRENCY		
			INVESTMENT LOCAL/BASE COST	INVESTMENT LOCAL/BASE GAIN/LOSS	SETTLE DATE LOCAL/BASE AMOUNT	CURRENCY LOCAL/BASE COST	CURRENCY GAIN/LOSS IN BASE CURRENCY
CD 18-JUL-01	UBS AG CHF10 NOM CUSIP ES7126117 RET OF CAPITAL	3,840 00 2,221 84	0 00 0 00	3,840 00 2,221.84 2,221 84 I	3,840.00 2,221.84	3,840.00 2,221.84	
MW 07-MAY-01	NOVARTIS AG CHF0 50 (REGD) MERGER EFFECTIVE FROM NOVARTIS AG REGD CHF	45,800 000 0 00 0 00	1,560,615.56 1,010,555.37		0 00 0 00	0.00 0.00	
MW 04-MAY-01	ROCHE HLDG AG GENUSSCHEINE NP MERGER EFFECTIVE FROM ROCHE HLDG AG GENUSSC	4,000 000 0 00 0 00	700,139.69 456,741.92		0 00 0 00	0.00 0.00	
MW 23-MAY-01	HOLCIM CHF10 (BEARER) MERGER EFFECTIVE FROM HOLCIM LTD	5,325.000 0 00 0 00	633,242.91 506,594.32		0 00 0 00	0.00 0.00	
TRW 3-JAN-01	HOLCIM CHF10 (BEARER)	355 000 95,850 00- 53,437.03-	95,850.00 53,437 03		95,850.00- 53,517.59-	95,850.00- 53,517.64-	

05-T
80.56-S



Mellon Bank, N.A

KNI F540481
JOHN S AND JAMES L KNIGHT FDN
CAPITAL GUARDIAN

MULTICURRENCY TRANSACTION REPORT
FOR THE PERIOD 01 JANUARY 2001 THROUGH 31 DECEMBER 2001

RUN DATE 19-FEB-01
PAGE 40
62570
BASE CURRENCY: USD

TRAN CODE/ EFFECTIVE/ SETTLE DTE	SHARES/PAR VALUE SECURITY DESCRIPTION (LOCAL CURR/SETTLE CURR)	INVESTMENT		CURRENCY		
		(ORIGINAL SHARES/PAR VALUE) TRADE DATE LOCAL/BASE AMOUNT	INVESTMENT LOCAL/BASE COST	INVESTMENT LOCAL/BASE GAIN/LOSS	SETTLE DATE LOCAL/BASE AMOUNT	CURRENCY LOCAL/BASE COST
MM 11-JUN-01	NESTLE SA CHF1 MERGER EFFECTIVE: -21-JUN-0 FROM NESTLE SA REGD ZUR L	4,020 000 0 00 0 00	0 00 0 00	453,108 74 334,220 14	0 00 0 00	0.00 0.00
MM 16-JUL-01	UBS AG CHF2.80 (REGD) MERGER EFFECTIVE: -16-JUL-0 FROM UBS AG CHF10	7,200.000 0 00 0 00	0 00 0 00	572,379.22 393,577 13	0 00 0 00	0.00 0.00
IRW 13-JUN-01	HOLCIM NEW CHF10 (SUB RIGHTS 22-JUN-2001) RIGHTS ISSUE-EFF 13-JUN-01 FROM HOLCIM CHF10 (BEARER)	5,325.000 0 00 0 00	0 00 0 00	0.00 0.00	0 00 0 00	0.00 0.00
RE 13-JUN-01	HOLCIM NEW CHF10 (SUB RIGHTS 21-JUN-2001)	5,325 000- 0 00 0 00	0 00 0 00	0 00 0 00	0 00 0 00	0.00 0.00
MM 27-SEP-01	CREDIT SUISSE GROUP CHF3 NON ES7171884 MERGER EFFECTIVE: 27-SEP-01 TO CREDIT SUISSE GROUP	2,888.000- 0 00 0 00	0 00 0 00	155,441.87- 94,502 39-	0 00 0 00	0.00 0.00

KNI F540481
JOHN S AND JAMES L KNIGHT FDN
CAPITAL GUARDIAN

MULTICURRENCY TRANSACTION REPORT
FOR THE PERIOD 01 JANUARY 2001 THROUGH 31 DECEMBER 2001

RUN DATE 19-FEB-01
PAGE 41
62570
BASE CURRENCY: USD

TRAN CODE/ EFFECTIVE/ SETTLE DTE	SHARES/PAR VALUE SECURITY DESCRIPTION (LOCAL CURR/SETTLE CURR)	INVESTMENT		CURRENCY		
		(ORIGINAL SHARES/PAR VALUE) TRADE DATE LOCAL/BASE AMOUNT	INVESTMENT LOCAL/BASE COST	INVESTMENT LOCAL/BASE GAIN/LOSS	SETTLE DATE LOCAL/BASE AMOUNT	CURRENCY LOCAL/BASE COST
MM 12-NOV-01	COMPAGNIE FINANCIERE RICHEMON AG "A" CHF1 (BR) EQUITY UNIT REC SHRS FROM ES4734211	69,790 000 0 00 0 00	0 00 0 00	1,416,442.42 1,050,053.78	0 00 0 00	0.00 0.00
MM 15-AUG-01	CREDIT SUISSE GROUP CHF3 MERGER EFFECTIVE: -15-AUG-0 FROM CREDIT SUISSE GROUP	20,616 000 0 00 0 00	0 00 0 00	1,698,713 33 1,008,328.98	0 00 0 00	0.00 0.00
CD 15-AUG-01	CREDIT SUISSE GROUP CHF3 RETURN_OF_CAPITAL	41,232 00 24,747.61	41,232 00 24,747.61	0 00 0 00	41,232.00 24,747.61	41,232 00 24,747.61
MM 27-SEP-01	CREDIT SUISSE GROUP CHF3 MERGER EFFECTIVE: -27-SEP-0 FROM CREDIT SUISSE GROUP	2,888.000 0 00 0 00	0 00 0 00	155,441.87 94,502.39	0 00 0 00	0.00 0.00
MM 17-AUG-01	SWISS REINSURANCE CHF0.1 (REGD) MERGER EFFECTIVE: -17-AUG-01 FROM SWISS REINSURANCE CH	9,220.000 0 00 0 00	0 00 0 00	1,661,548.56 958,741 44	0 00 0 00	0.00 0.00



Mellon TrustSM

Mellon Bank N A

MULTICURRENCY TRANSACTION REPORT FOR THE PERIOD 01 JANUARY 2001 THROUGH 31 DECEMBER 2001

RUN DATE 19-FEB-02
PAGE 411
G2570
BASE CURRENCY: USD

KMI F540481
JOHN S AND JAMES L KNIGHT FDN
CAPITAL GUARDIAN

TRAN CODE/ EFFECTIVE/ SETTLE DTE	SHARES/PAR VALUE SECURITY DESCRIPTION (LOCAL CURR/SETTLE CURR)	INVESTMENT		CURRENCY			
		(ORIGINAL SHARES/PAR VALUE) TRADE DATE LOCAL/BASE AMOUNT	INVESTMENT LOCAL/BASE COST	INVESTMENT LOCAL/BASE GAIN/LOSS	SETTLE DATE LOCAL/BASE AMOUNT	CURRENCY LOCAL/BASE COST	CURRENCY GAIN/LOSS IN BASE CURRENCY
IRW 31-OCT-01	16,636 000 SWISS REINS NEW CHF 10 (REGD) (SUB RTS 21-NOV-01) RIGHTS ISSUE-EFF 31-OCT-01 FROM SWISS REINSURANCE CH	0 00 0 00	0 00 0 00		0 00 0 00	0 00 0 00	
XRW 08-NOV-01	16,636 000- SWISS REINS NEW CHF.10 (REGD) (SUB RTS 21-NOV-01)	0 00 0 00	0 00 0 00		0 00 0 00	0.00 0.00	
TOTAL SWISS FRANC		24,636 00- 10,684 63-	136,319 74 84,726 06	111,605 74 74,041 43 74,041 43 I 0 00 C	24,634 00- 10,765.19-	24,634.00- 10,765.24-	0 05-T 80.56-S

BRITISH POUND STERLING

MW 01-AUG-01	67,800 000- GKN ORD 50P MERGER EFFECTIVE 01-AUG-0 TO GKN(MEN) ORDCBP4 90	0 00 0 00	510,867 00- 733,453 96-		0 00 0 00	0 00 0 00
MW 10-SEP-01	96,400 000- HALIFAX GROUP ORD GBPO 20 MERGER EFFECTIVE 10-SEP-0 TO HBOS ORD GBPO 25	0 00 0 00	595,725 45- 923,114 37-		0 00 0.00	0 00 0.00

MULTICURRENCY TRANSACTION REPORT FOR THE PERIOD 01 JANUARY 2001 THROUGH 31 DECEMBER 2001

RUN DATE 19-FEB-02
PAGE 412
G2570
BASE CURRENCY: USD

KI F540481
JOHN S AND JAMES L KNIGHT FDN
CAPITAL GUARDIAN

TRAN CODE/ EFFECTIVE/ SETTLE DTE	SHARES/PAR VALUE SECURITY DESCRIPTION (LOCAL CURR/SETTLE CURR)	INVESTMENT		CURRENCY		
		(ORIGINAL SHARES/PAR VALUE) TRADE DATE LOCAL/BASE AMOUNT	INVESTMENT LOCAL/BASE COST	INVESTMENT LOCAL/BASE GAIN/LOSS	SETTLE DATE LOCAL/BASE AMOUNT	CURRENCY LOCAL/BASE COST
IM 12-FEB-01	139,335 000 GRAMADA PLC ORD GBP 10	0 00 0 00	294,328 54 430,036 54		0 00 0 00	0.00 0.00
MW 12-FEB-01	75,500 000- GRAMADA MEDIA ORD GBPO 025 MERGER EFFECTIVE 02-FEB-0 TO GRAMADA PLC ORD GBP	0 00 0 00	294,328.54- 430,036.54-		0 00 0 00	0 00 0.00
MW 6-AUG-01	3,000.000- ASTRAZENECA ORD USD 25 DUAL CUSIP MOVE TO 995659908	0 00 0 00	106,387 12- 146,037 60-		0 00 0 00	0 00 0 00
IM 0-SEP-01	96,400 000 HBOS ORD GBPO 25 MERGER EFFECTIVE 10-SEP-0 FROM HALIFAX GROUP ORD GB	0 00 0 00	595,725 45 923,114 37		0 00 0 00	0 00 0.00
IM 7-AUG-01	67,800.000 BRAMBLES INDUSTRIES (UK) ORD GBP 05 MERGER EFFECTIVE 07-AUG-01 FROM GKN(MEN) ORDCBP4 90	0 00 0 00	295,978 50 424,937 61		0 00 0 00	0.00 0.00



Mellon Bank, N.A

MULTICURRENCY TRANSACTION REPORT
FOR THE PERIOD 01 JANUARY 2001 THROUGH 31 DECEMBER 2001

RUN DATE: 19-FEB-02
PAGE: 411
BASE CURRENCY: USD

NI F540481
JOHN S AND JAMES L KNIGHT FDN
CAPITAL GUARDIAN

TRAN CODE/ EFFECTIVE/ SETTLE DTE	SHARES/PAR VALUE SECURITY DESCRIPTION (LOCAL CURR/SETTLE CURR)	(ORIGINAL SHARES/PAR VALUE) TRADE DATE LOCAL/BASE AMOUNT	INVESTMENT		SETTLE DATE LOCAL/BASE AMOUNT	CURRENCY	
			INVESTMENT LOCAL/BASE COST	INVESTMENT LOCAL/BASE GAIN/LOSS		CURRENCY LOCAL/BASE COST	CURRENCY GAIN/LOSS IN BASE CURRENCY
MM 01-AUG-01	GKN(NEW) ORD GBP4.90 MERGER EFFECTIVE: 01-AUG-0 FROM GKN ORD 50P	67,800.000 0 00 0 00	510,867 00 733,453 96		0.00 0.00	0.00 0.00	
MM 07-AUG-01	GKN(NEW) ORDGBP4.90 MERGER EFFECTIVE: 07-AUG-0 TO GKN (NEW) ORD GBP0.5	67,800 000- 0 00 0 00	510,867 00- 733,453 96-		0 00 0.00	0.00 0.00	
MM 07-AUG-01	GKN (NEW) ORD GBP8.50 MERGER EFFECTIVE: 07-AUG-0 FROM GKN(NEW) ORDGBP4.90	67,800.000 0 00 0.00	214,888 50 308,516 35		0 00 0.00	0.00 0.00	
TOTAL BRITISH POUND STERLING			0.00 0 00	106,387 12- 146,037 60-	0.00 0.00 0.00 I 0.00 C	0.00 0.00	0.00 0 00

MULTICURRENCY TRANSACTION REPORT
FOR THE PERIOD 01 JANUARY 2001 THROUGH 31 DECEMBER 2001

RUN DATE: 19-FEB-02
PAGE: 414
BASE CURRENCY: USD

KNI F540481
JOHN S AND JAMES L KNIGHT FDN
CAPITAL GUARDIAN

TRAN CODE/ EFFECTIVE/ SETTLE DTE	SHARES/PAR VALUE SECURITY DESCRIPTION (LOCAL CURR/SETTLE CURR)	(ORIGINAL SHARES/PAR VALUE) TRADE DATE LOCAL/BASE AMOUNT	INVESTMENT		SETTLE DATE LOCAL/BASE AMOUNT	CURRENCY	
			INVESTMENT LOCAL/BASE COST	INVESTMENT LOCAL/BASE GAIN/LOSS		CURRENCY LOCAL/BASE COST	CURRENCY GAIN/LOSS IN BASE CURRENCY
<u>EURO CURRENCY UNIT</u>							
IRV 07-MAR-01	CRH NEW ORD EURD 32 (NIL PAID 27-MAR-2001) RIGHTS ISSUE-EFF 07-MAR-01 FROM CRH ORD EURD.32 DUBL	12,042.500 0.00 0.00	0.00 0 00		0.00 0.00	0.00 0.00	
SM 07-MAR-01	CRH NEW ORD EURD 32 (NIL PAID 27-MAR-2001) ADJUSTMENT OF FRAC	500- 0 00 0.00	0.00 0.00		0.00 0.00	0.00 0.00	
TOTAL EURO CURRENCY UNIT			0 00 0 00	0 00 0 00	0.00 0 00	0.00 0.00	0.00 0 00
<u>HONG KONG DOLLAR</u>							
SM 23-JAN-01	HONG KONG LAND HLDG ORD US\$ 1 (BERMUDA REG)-HK LISTING DO NOT INSTRUCT MOVE SHRS TO FM6434910 REF TRD:	12,000,000- 0.00 0.00	170,612 84- 21,874.00-		0.00 0.00	0.00 0.00	
TOTAL HONG KONG DOLLAR			0.00 0.00	170,612.84- 21,874.00-	0 00 0.00 0.00 I 0.00 C	0.00 0.00	0.00 0 00



Mellon Bank, N.A

MULTICURRENCY TRANSACTION REPORT
FOR THE PERIOD 01 JANUARY 2001 THROUGH 31 DECEMBER 2001

RUN DATE 19-FEB-02
PAGE 415
G2570
BASE CURRENCY USD

KNI F540481
JOHN S AND JAMES L KNIGHT FDM
CAPITAL GUARDIAN

TRAN CODE/ EFFECTIVE/ SETTLE DTE	(ORIGINAL SHARES/PAR VALUE SECURITY DESCRIPTION (LOCAL CURR/SETTLE CURR))	INVESTMENT		CURRENCY		
		SHARES/PAR VALUE TRADE DATE LOCAL/BASE AMOUNT	INVESTMENT LOCAL/BASE COST	INVESTMENT LOCAL/BASE GAIN/LOSS	SETTLE DATE LOCAL/BASE AMOUNT	CURRENCY LOCAL/BASE COST
JAPANESE YEN						
MH 02-APR-01	165 540 UFJ HLDGS JPY50000 MERGER EFFECTIVE 02-APR-0 FROM TOYO TRUST & BANKING	0 00 0 00	142,651,399 00 1,293,639 43		0 00 0 00	0 00 0 00
MW 02-APR-01	118,000 000- SANWA BK Y50 MERGER EFFECTIVE 02-APR-0 TO UFJ HLDGS JPY50000	0 00 0 00	105,735,350.00- 967,703 87-		0 00 0.00	0 00 0.00
MW 01-OCT-01	76,000 000- SUMITOMO MARINE & FIRE MERGER EFFECTIVE 01-OCT-0 TO HITSUI MARINE & FIRE	0 00 0 00	60,787,726 00- 507,179 47-		0 00 0 00	0.00 0.00
MW 01-OCT-01	82,860 000 HITSUI SUMITOMO INSURANCE Y50 MERGER EFFECTIVE 01-OCT-0 FROM SUMITOMO MARINE & FI	0 00 0 00	60,787,726 00 507,179 47		0 00 0 00	0.00 0.00
MW 02-APR-01	99,000 000- TOYO TRUST & BANKING CD Y50 MERGER EFFECTIVE 02-APR-0 TO UFJ HLDGS JPY50000	0 00 0 00	36,916,049 00- 326,135 56-		0 00 0 00	0.00 0.00

MULTICURRENCY TRANSACTION REPORT
FOR THE PERIOD 01 JANUARY 2001 THROUGH 31 DECEMBER 2001

RUN DATE 19-FEB-02
PAGE 416
G2570
BASE CURRENCY USD

KNI F540481
JOHN S AND JAMES L KNIGHT FDM
CAPITAL GUARDIAN

TRAN CODE/ EFFECTIVE/ SETTLE DTE	(ORIGINAL SHARES/PAR VALUE SECURITY DESCRIPTION (LOCAL CURR/SETTLE CURR))	INVESTMENT		CURRENCY			
		SHARES/PAR VALUE TRADE DATE LOCAL/BASE AMOUNT	INVESTMENT LOCAL/BASE COST	INVESTMENT LOCAL/BASE GAIN/LOSS	SETTLE DATE LOCAL/BASE AMOUNT	CURRENCY LOCAL/BASE COST	CURRENCY GAIN/LOSS IN BASE CURRENCY
TOTAL JAPANESE YEN							
		0.00 0.00	0.00 0.00	0.00 0.00 0.00 I 0.00 C	0 00 0 00	0.00 0.00	0.00 T 0.00 S
U.S. DOLLAR							
SD 23-JAN-01	12,000.000 HONG KONG LAND HLDG DRD US00 SIN LISTING MOVE SHARES FROM FH6434679	0.00 0.00	21,874 00 21,874 00		0 00 0.00	0.00 0.00	
TOTAL U.S. DOLLAR							
		0 00 0.00	21,874.00 21,874.00	0 00 0 00 0.00 I 0.00 C	0 00 0.00	0.00 0.00	0.00 T 0.00 S
SINGAPORE DOLLAR							
SD 19-OCT-01	144,000 000 SINGAPORE TELECOMMUNICATIONS SG00 15 CONVERSION FROM AA6398223	0 00 0.00	350,967.09 245,355.78	350,967 09 245,355 78 245,355.78 I	0 00 0 00	0.00 0.00	
CD 25-SEP-01	SINGAPORE AIRLINES SG01 RETURN OF CAPITAL	26,500 00 14,959 92	0.00 0 00	26,500 00 14,959.92 14,959 92 I	26,500 00 14,959 92	26,500.00 14,959.92	



Mellon Bank, N.A

KNI F540481
JOHN S AND JAMES L KNIGHT FDN
CAPITAL GUARDIAN

MULTICURRENCY TRANSACTION REPORT
FOR THE PERIOD 01 JANUARY 2001 THROUGH 31 DECEMBER 2001

RUN DATE 19-FEB-0
PAGE 41
G2570
BASE CURRENCY: USD

TRAN CODE/ EFFECTIVE/ SETTLE DTE	SHARES/PAR VALUE SECURITY DESCRIPTION (LOCAL CURR/SETTLE CURR)	INVESTMENT		CURRENCY			
		(ORIGINAL SHARES/PAR VALUE) TRADE DATE LOCAL/BASE AMOUNT	INVESTMENT LOCAL/BASE COST	INVESTMENT LOCAL/BASE GAIN/LOSS	SETTLE DATE LOCAL/BASE AMOUNT	CURRENCY LOCAL/BASE COST	CURRENCY GAIN/LOSS IN BASE CURRENCY
TOTAL SINGAPORE DOLLAR		26,500 00 14,959 92	350,967.09 245,355.78	377,467.09 260,315.70 260,315.70 I 0 00 C	26,500.00 14,959.92	26,500.00 14,959.92	0 00 0 00
SWEDISH KRONA							
SW 11-JAN-01	1,595,000- SYNGENTA AG CHF10 DEL SHARES TO ES4356642	0 00 0.00	233,773 32- 31,289.03-	233,773 32- 31,289.03- 31,289 03-I	0.00 0.00	0 00 0.00	
SD 16-AUG-01	3,000 000 ASTRAZENECA ORD US\$0 25 EURO-CLEAR REMOTE SWEDISH LIS DUAL CUSIP MOVE FROM EX0909520	0.00 0.00	1,485,100 17 146,037 60		0.00 0.00	0.00 0.00	
TOTAL SWEDISH KRONA		0 00 0.00	1,251,326 85 114,748.57	233,773.32- 31,289.03- 31,289 03-I 0 00 C	0 00 0.00	0 00 0.00	0 00 0 00

KNI F540481
JOHN S AND JAMES L KNIGHT FDN
CAPITAL GUARDIAN

MULTICURRENCY TRANSACTION REPORT
FOR THE PERIOD 01 JANUARY 2001 THROUGH 31 DECEMBER 2001

RUN DATE 19-FEB-0
PAGE 41
G2570
BASE CURRENCY: USD

TRAN CODE/ EFFECTIVE/ SETTLE DTE	SHARES/PAR VALUE SECURITY DESCRIPTION (LOCAL CURR/SETTLE CURR)	INVESTMENT		CURRENCY			
		(ORIGINAL SHARES/PAR VALUE) TRADE DATE LOCAL/BASE AMOUNT	INVESTMENT LOCAL/BASE COST	INVESTMENT LOCAL/BASE GAIN/LOSS	SETTLE DATE LOCAL/BASE AMOUNT	CURRENCY LOCAL/BASE COST	CURRENCY GAIN/LOSS IN BASE CURRENCY
U.S. DOLLAR							
SHT 08-FEB-01	45,700.000 AMERICA MOVIL S A DE C V SPON ADR REPSTG SER L SHS NON TAXABLE DISTRIBU FROM TELEFONOS DE MEXICO	0 00 0.00	515,438 69 515,438 69		0.00 0.00	0 00 0.00	
SS 13-JUL-01	33,337 630 BHP BILLITON LTD STOCK SPLIT 2062 EX 13JUL, PAY 12JUL, REC 03JUL	0 00 0.00	0 00 0 00		0.00 0.00	0 00 0.00	
DD 26-JAN-01	43,585.600 TAIWAN SEMICONDUCTOR MFG CO LTD SPONSORED ADR STOCK DIVIDEND 1402 EX 26JAN, PAY 26JAN, REC 00	0 00 0 00	0 00 0 00		0.00 0.00	0 00 0.00	
SW 26-JAN-01	-600- TAIWAN SEMICONDUCTOR MFG CO LTD SPONSORED ADR FRACTIONAL SHARES	0 00 0.00	15.87- 15.87-	15.87- 15.87- 15 87-I	0.00 0.00	0 00 0.00	
DD 02-JAN-01	134.540 TELEFONICA S A STOCK DIVIDEND 1022 EX 02JAN, PAY 02FEB, REC 04JAN	0 00 0.00	0 00 0.00		0.00 0.00	0 00 0.00	



Mellon Bank, N A

MULTICURRENCY TRANSACTION REPORT
FOR THE PERIOD 01 JANUARY 2001 THROUGH 31 DECEMBER 2001

RUN DATE 19-FEB-02
PAGE 419
62570
BASE CURRENCY USD

NI F540481
JOHN S AND JAMES L KNIGHT FDN
CAPITAL GUARDIAN

TRAN CODE/ EFFECTIVE/ SETTLE DTE	SHARES/PAR VALUE SECURITY DESCRIPTION (LOCAL CURR/SETTLE CURR)	INVESTMENT			CURRENCY		
		(ORIGINAL SHARES/PAR VALUE) TRADE DATE LOCAL/BASE AMOUNT	INVESTMENT LOCAL/BASE COST	INVESTMENT LOCAL/BASE GAIN/LOSS	SETTLE DATE LOCAL/BASE AMOUNT	CURRENCY LOCAL/BASE COST	CURRENCY GAIN/LOSS IN BASE CURRENCY
0 1-MAR-01	TELEFONICA S A 139 260	0 00 0 00	0 00 0 00		0 00 0 00	0.00 0.00	
IBV 8-FEB-01	TELEFONOS DE MEXICO SA ADR REPSTG SHS ORD L COM NON TAXABLE DIST COS TO AMERICA MOVIL S A DE	0 00 0 00	515,438.69- 515,438.69-		0 00 0 00	0.00 0.00	
TOTAL U S DOLLAR		0 00 0 00	15 87- 15 87-	15 87- 15 87- 15 87-I 0 00 C	0 00 0 00	0 00 0 00	0 00 T 0 00 S

MULTICURRENCY TRANSACTION REPORT
FOR THE PERIOD 01 JANUARY 2001 THROUGH 31 DECEMBER 2001

RUN DATE 19-FEB-02
PAGE 420
62570
BASE CURRENCY USD

NI F540481
JOHN S AND JAMES L KNIGHT FDN
CAPITAL GUARDIAN

TRAN CODE/ EFFECTIVE/ SETTLE DTE	SHARES/PAR VALUE SECURITY DESCRIPTION (LOCAL CURR/SETTLE CURR)	INVESTMENT			CURRENCY		
		(ORIGINAL SHARES/PAR VALUE) TRADE DATE LOCAL/BASE AMOUNT	INVESTMENT LOCAL/BASE COST	INVESTMENT LOCAL/BASE GAIN/LOSS	SETTLE DATE LOCAL/BASE AMOUNT	CURRENCY LOCAL/BASE COST	CURRENCY GAIN/LOSS IN BASE CURRENCY
CORPORATE ACTIONS U S DOLLAR		0.00	21,858.13	15 87-	0 00	0.00	0.00
FOREIGN (BASE VALUE)		214,429 79	31,563.03	267,866 82 I 267,866 82 I 0.00 C	214,349 23	214,349 18	80.61- 0.05-T 80.56-S



Mellon Bank, N.A

MULTICURRENCY TRANSACTION REPORT
FOR THE PERIOD 01 JANUARY 2001 THROUGH 31 DECEMBER 2001

RUN DATE: 19-FEB-02
PAGE: 421
62570
BASE CURRENCY: USD

RNI F540461
JOHN S AND JAMES L KNIGHT FDN
CAPITAL GUARDIAN

TRAN CODE/ EFFECTIVE/ SETTLE DTE	SHARES/PAR VALUE SECURITY DESCRIPTION (LOCAL CURR/SETTLE CURR)	(ORIGINAL SHARES/PAR VALUE) TRADE DATE LOCAL/BASE AMOUNT	INVESTMENT		CURRENCY		
			INVESTMENT LOCAL/BASE COST	INVESTMENT LOCAL/BASE GAIN/LOSS	SETTLE DATE LOCAL/BASE AMOUNT	CURRENCY LOCAL/BASE COST	CURRENCY GAIN/LOSS IN BASE CURRENCY
MISCELLANEOUS ACTIVITY							
BRITISH POUND STERLING							
CD							
08-MAR-01	GBP (POUNDS AND PENCE) TRADIM	0 24	0.00	24	0.24	0.24	
	CASH IN LIEU OF FRACTIONS	0 35	0.00	35	0.35	0.35	
	GRANADA MEDIA MERGER			35 I			
TOTAL BRITISH POUND STERLING			0.24	0.00	0.24	0.24	
		0 35	0.00	0.35 I	0.35	0.35	
				0.35 C			0.00
				0.00 C			0.00
TOTAL MISCELLANEOUS ACTIVITY							
	U.S. DOLLAR	0.00	0.00	0.00	0.00	0.00	0.00
	FOREIGN (BASE VALUE)	0 35	0.00	0 35 I	0 35	0.35	0.00
				0.35 I			0.00
				0.00 C			0.00

MULTICURRENCY TRANSACTION REPORT
FOR THE PERIOD 01 JANUARY 2001 THROUGH 31 DECEMBER 2001

RUN DATE: 19-FEB-02
PAGE: 422
62570
BASE CURRENCY: USD

RNI F540461
JOHN S AND JAMES L KNIGHT FDN
CAPITAL GUARDIAN

TRAN CODE/ EFFECTIVE/ SETTLE DTE	SHARES/PAR VALUE SECURITY DESCRIPTION (LOCAL CURR/SETTLE CURR)	(ORIGINAL SHARES/PAR VALUE) TRADE DATE LOCAL/BASE AMOUNT	INVESTMENT		CURRENCY		
			INVESTMENT LOCAL/BASE COST	INVESTMENT LOCAL/BASE GAIN/LOSS	SETTLE DATE LOCAL/BASE AMOUNT	CURRENCY LOCAL/BASE COST	CURRENCY GAIN/LOSS IN BASE CURRENCY
BOOK VALUE ADJUSTMENTS							
AUSTRALIAN DOLLAR							
BVA							
07-SEP-01	SINGAPORE TELECOMMUNICATIONS	0 00	56,459.45-	56,459.45-	0 00	0.00	
	ORD SGDO 15	0 00	36,286.49-	36,286.49-	0.00	0.00	
	BOOK VALUE ADJ.			36,286.49-I			
BVA							
07-SEP-01	SINGAPORE TELECOMMUNICATIONS	0 00	143,240.59-	143,240.59-	0 00	0.00	
	ORD SGDO 15	0.00	92,032.08-	92,032.08-	0.00	0.00	
	BOOK VALUE ADJ.			92,032.08-I			
BVA							
07-SEP-01	SINGAPORE TELECOMMUNICATIONS	0 00	91,491.12-	91,491.12-	0 00	0.00	
	ORD SGDO 15	0 00	58,691.56-	58,691.56-	0.00	0.00	
	BOOK VALUE ADJ.			58,691.56-I			
BVA							
07-SEP-01	SINGAPORE TELECOMMUNICATIONS	0 00	54,616.15-	54,616.15-	0.00	0.00	
	ORD SGDO 15	0.00	35,148.22-	35,148.22-	0.00	0.00	
	BOOK VALUE ADJ.			35,148.22-I			
BVA							
07-SEP-01	SINGAPORE TELECOMMUNICATIONS	0.00	34,478.48-	34,478.48-	0 00	0.00	
	ORD SGDO 15	0.00	22,628.22-	22,628.22-	0 00	0.00	
	BOOK VALUE ADJ.			22,628.22-I			



Mellon Bank, N.A

MULTICURRENCY TRANSACTION REPORT
FOR THE PERIOD 01 JANUARY 2001 THROUGH 31 DECEMBER 2001

RUN DATE 19-FEB-02
PAGE 423
BASE CURRENCY USD

NI F560481
JOHN S AND JAMES L KNIGHT FDN
CAPITAL GUARDIAN

TRAN CODE/ EFFECTIVE/ SETTLE DTE	SHARES/PAR VALUE SECURITY DESCRIPTION (LOCAL CURR/SETTLE CURR)	(ORIGINAL SHARES/PAR VALUE)		INVESTMENT		CURRENCY		
		TRADE DATE LOCAL/BASE AMOUNT	AMOUNT	LOCAL/BASE COST	LOCAL/BASE GAIN/LOSS	SETTLE DATE LOCAL/BASE AMOUNT	CURRENCY LOCAL/BASE COST	CURRENCY GAIN/LOSS IN BASE CURRENCY
BVA 07-SEP-01	SINGAPORE TELECOMMUNICATIONS ORD SGDD 15 BOOK VALUE ADJ	0 00 0 00		66,765 12- 43,784 56-	66,765.12- 43,784 56- 43,784 56-I	0 00 0 00	0.00 0.00	
BVA 07-SEP-01	SINGAPORE TELECOMMUNICATIONS ORD SGDD 15 BOOK VALUE ADJ	0 00 0 00		47,725.36- 31,217 16-	47,725 36- 31,217 16- 31,217.16-I	0 00 0 00	0.00 0.00	
BVA 07-SEP-01	SINGAPORE TELECOMMUNICATIONS ORD SGDD 15 BOOK VALUE ADJ	0 00 0 00		28,243 98- 18,499 81-	28,243.98- 18,499 81- 18,499 81-I	0 00 0 00	0.00 0.00	
BVA 07-SEP-01	SINGAPORE TELECOMMUNICATIONS ORD SGDD 15 BOOK VALUE ADJ	0 00 0 00		15,585 37- 10,228 68-	15,585 37- 10,228 68- 10,228.68-I	0 00 0 00	0.00 0.00	
TOTAL AUSTRALIAN DOLLAR		0 00 0 00		538,605 62- 348,516 78-	538,605 62- 348,516 78- 348,516 78-I 0.00 C	0 00 0.00	0.00 0.00	0 00 T 0 00 S

MULTICURRENCY TRANSACTION REPORT
FOR THE PERIOD 01 JANUARY 2001 THROUGH 31 DECEMBER 2001

RUN DATE 19-FEB-02
PAGE 424
BASE CURRENCY USD

NI F540481
JOHN S AND JAMES L KNIGHT FDN
CAPITAL GUARDIAN

TRAN CODE/ EFFECTIVE/ SETTLE DTE	SHARES/PAR VALUE SECURITY DESCRIPTION (LOCAL CURR/SETTLE CURR)	(ORIGINAL SHARES/PAR VALUE)		INVESTMENT		CURRENCY		
		TRADE DATE LOCAL/BASE AMOUNT	AMOUNT	LOCAL/BASE COST	LOCAL/BASE GAIN/LOSS	SETTLE DATE LOCAL/BASE AMOUNT	CURRENCY LOCAL/BASE COST	CURRENCY GAIN/LOSS IN BASE CURRENCY
SWISS FRANC								
BVA 11-SEP-01	SWISSCOM AG CHF25 RETURN OF CAPITAL	0.00 0.00		15,711 79- 9,485 49-	15,711.79- 9,485.49- 9,485.49-I	0.00 0.00	0.00 0.00	
BVA 11-SEP-01	SWISSCOM AG CHF25 RETURN OF CAPITAL	0.00 0.00		1,476.96- 891.67-	1,476 96- 891 67- 891.67-I	0 00 0 00	0.00 0.00	
BVA 11-SEP-01	SWISSCOM AG CHF25 TO REVERSE RETURN OF CAPITAL	0 00 0.00		15,711.79 9,485.49	15,711.79 9,485.49 I	0 00 0.00	0.00 0.00	
BVA 11-SEP-01	SWISSCOM AG CHF25 TO REVERSE RETURN OF CAPITAL	0 00 0.00		1,476.96 891.67	1,476 96 891 67 I	0 00 0 00	0.00 0.00	
BVA 11-SEP-01	SWISSCOM AG CHF25 RETURN OF CAPITAL	0 00 0 00		16,559.23- 9,997.12-	16,559.23- 9,997.12- 9,997.12-I	0 00 0 00	0.00 0.00	
BVA 11-SEP-01	SWISSCOM AG CHF25 RETURN OF CAPITAL	0.00 0.00		1,556.62- 939 76-	1,556.62- 939.76- 939.76-I	0 00 0.00	0.00 0.00	



Mellon Bank, N.A

KNI F540481
JOHN S AND JAMES L KNIGHT FDN
CAPITAL GUARDIAN

MULTICURRENCY TRANSACTION REPORT
FOR THE PERIOD 01 JANUARY 2001 THROUGH 31 DECEMBER 2001

RUN DATE 19-FEB-0
PAGE: 42
G2570
BASE CURRENCY USD

TRAN CODE/ EFFECTIVE/ SETTLE DTE	SHARES/PAR VALUE SECURITY DESCRIPTION (LOCAL CURR/SETTLE CURR)	(ORIGINAL SHARES/PAR VALUE) TRADE DATE LOCAL/BASE AMOUNT	INVESTMENT		SETTLE DATE LOCAL/BASE AMOUNT	CURRENCY	
			INVESTMENT LOCAL/BASE COST	INVESTMENT LOCAL/BASE GAIN/LOSS		CURRENCY LOCAL/BASE COST	CURRENCY GAIN/LOSS IN BASE CURRENCY
BVA 11-SEP-01	SWISSCOM AG CHF25 RETURN OF CAPITAL	0 00 0 00	393 03- 237 28-	393 03- 237 28- 237 28-I	0 00 0 00	0 00 0 00	0 00 0 00
BVA 11-SEP-01	SWISSCOM AG CHF25 RETURN OF CAPITAL	0 00 0 00	476 99- 287 97-	476 99- 287 97- 287 97-I	0 00 0 00	0 00 0 00	0 00 0 00
BVA 11-SEP-01	SWISSCOM AG CHF25 RETURN OF CAPITAL	0 00 0 00	1,539 74- 929 57-	1,539 74- 929 57- 929 57-I	0 00 0 00	0 00 0 00	0 00 0 00
BVA 11-SEP-01	SWISSCOM AG CHF25 RETURN OF CAPITAL	0 00 0 00	400 90- 242 03-	400 90- 242 03- 242 03-I	0 00 0 00	0 00 0 00	0 00 0 00
BVA 11-SEP-01	SWISSCOM AG CHF25 RETURN OF CAPITAL	0 00 0 00	400 95- 290 36-	400 95- 290 36- 290 36-I	0 00 0 00	0 00 0 00	0 00 0 00
BVA 11-SEP-01	SWISSCOM AG CHF25 RETURN OF CAPITAL	0 00 0 00	368 54- 222 49-	368 54- 222 49- 222 49-I	0 00 0 00	0 00 0 00	0 00 0 00

KNI F540481
JOHN S AND JAMES L KNIGHT FDN
CAPITAL GUARDIAN

MULTICURRENCY TRANSACTION REPORT
FOR THE PERIOD 01 JANUARY 2001 THROUGH 31 DECEMBER 2001

RUN DATE 19-FEB-0
PAGE: 42
G2570
BASE CURRENCY: USD

TRAN CODE/ EFFECTIVE/ SETTLE DTE	SHARES/PAR VALUE SECURITY DESCRIPTION (LOCAL CURR/SETTLE CURR)	(ORIGINAL SHARES/PAR VALUE) TRADE DATE LOCAL/BASE AMOUNT	INVESTMENT		SETTLE DATE LOCAL/BASE AMOUNT	CURRENCY	
			INVESTMENT LOCAL/BASE COST	INVESTMENT LOCAL/BASE GAIN/LOSS		CURRENCY LOCAL/BASE COST	CURRENCY GAIN/LOSS IN BASE CURRENCY
BVA 11-SEP-01	SWISSCOM AG CHF25 BOOK VALUE ADJ.	0 00 0 00	304 00- 231 83-	304 00- 231 83- 231 83-I	0 00 0 00	0 00 0 00	0 00 0 00
BVA 11-SEP-01	SWISSCOM AG CHF25 BOOK VALUE ADJ.	0 00 0 00	296 00- 178 70-	296 00- 178 70- 178 70-I	0 00 0 00	0 00 0 00	0 00 0 00
BVA 18-JUL-01	UBS AG CHF2 80 (REGD) RET OF CAPITAL REF ES5962356	0 00 0 00	3,840 00- 2,221 84-	3,840 00- 2,221 84- 2,221 84-I	0 00 0 00	0 00 0 00	0 00 0 00
BVA 15-AUG-01	CREDIT SUISSE GROUP CHF3 RETURN OF CAPITAL	0 00 0 00	5,192 00- 3,116 26-	5,192 00- 3,116 26- 3,116 26-I	0 00 0 00	0 00 0 00	0 00 0 00
BVA 15-AUG-01	CREDIT SUISSE GROUP CHF3 RETURN OF CAPITAL	0 00 0 00	14,440 00- 8,666 95-	14,440 00- 8,666 95- 8,666 95-I	0 00 0 00	0 00 0 00	0 00 0 00
BVA 15-AUG-01	CREDIT SUISSE GROUP CHF3 RETURN OF CAPITAL	0 00 0 00	1,664 00- 998 74-	1,664 00- 998 74- 998 74-I	0 00 0 00	0 00 0 00	0 00 0 00



Mellon Bank N A

MULTICURRENCY TRANSACTION REPORT
FOR THE PERIOD 01 JANUARY 2001 THROUGH 31 DECEMBER 2001

RUN DATE: 19-FEB-02
PAGE 427
BASE CURRENCY USD

KNI F540481
JOHN S AND JAMES L KNIGHT FDN
CAPITAL GUARDIAN

TRAN CODE/ EFFECTIVE/ SETTLE DTE	(ORIGINAL SHARES/PAR VALUE) SHARES/PAR VALUE SECURITY DESCRIPTION (LOCAL CURR/SETTLE CURR)	TRADE DATE LOCAL/BASE AMOUNT	INVESTMENT		SETTLE DATE LOCAL/BASE AMOUNT	CURRENCY	
			INVESTMENT LOCAL/BASE COST	INVESTMENT LOCAL/BASE GAIN/LOSS		CURRENCY LOCAL/BASE COST	CURRENCY GAIN/LOSS IN BASE CURRENCY
BVA 15-AUG-01	CREDIT SUISSE GROUP CHF3 RETURN OF CAPITAL	0 00 0 00	8,736 00- 5,243 38-	8,736 00- 5,243 38- 5,243 38-I	0 00 0 00	0 00 0 00	
BVA 15-AUG-01	CREDIT SUISSE GROUP CHF3 RETURN OF CAPITAL	0 00 0 00	6,400 00- 3,841 31-	6,400 00- 3,841 31- 3,841 31-I	0 00 0 00	0 00 0 00	
BVA 15-AUG-01	CREDIT SUISSE GROUP CHF3 RETURN OF CAPITAL	0 00 0 00	4,800 00- 2,880 98-	4,800 00- 2,880 98- 2,880 98-I	0 00 0 00	0 00 0 00	
BVA 17-AUG-01	SWISS REINSURANCE CHF0 1 (REGD) RETURN OF CAPITAL	0 00 0 00	822 72- 496 54-	822 72- 496 54- 496 54-I	0 00 0 00	0 00 0 00	
BVA 17-AUG-01	SWISS REINSURANCE CHF0 1 (REGD) RETURN OF CAPITAL	0 00 0 00	793 04- 478 63-	793 04- 478 63- 478 63-I	0 00 0 00	0 00 0 00	
BVA 17-AUG-01	SWISS REINSURANCE CHF0 1 (REGD) RETURN OF CAPITAL	0 00 0 00	2,072 24- 1,250 67-	2,072 24- 1,250 67- 1,250 67-I	0 00 0 00	0 00 0 00	

MULTICURRENCY TRANSACTION REPORT
FOR THE PERIOD 01 JANUARY 2001 THROUGH 31 DECEMBER 2001

RUN DATE: 19-FEB-02
PAGE 428
BASE CURRENCY USD

KNI F540481
JOHN S AND JAMES L KNIGHT FDN
CAPITAL GUARDIAN

TRAN CODE/ EFFECTIVE/ SETTLE DTE	(ORIGINAL SHARES/PAR VALUE) SHARES/PAR VALUE SECURITY DESCRIPTION (LOCAL CURR/SETTLE CURR)	TRADE DATE LOCAL/BASE AMOUNT	INVESTMENT		SETTLE DATE LOCAL/BASE AMOUNT	CURRENCY	
			INVESTMENT LOCAL/BASE COST	INVESTMENT LOCAL/BASE GAIN/LOSS		CURRENCY LOCAL/BASE COST	CURRENCY GAIN/LOSS IN BASE CURRENCY
	TOTAL SWISS FRANC	0 00 0 00	71,216 00- 42,752 41-	71,216 00- 42,752 41- 42,752 41-I 0.00 C	0 00 0 00	0 00 0 00	0.00 T 0 00 S
<u>JAPANESE YEN</u>							
VA 8-FEB-01	NIDEC CORP Y50 ADJUST COST TO WHOLE DOLLARS	0 00 0 00	0 50- 0 50-	50- 50- 50-I	0 00 0 00	0 00 0 00	
VA 8-FEB-01	NIDEC CORP Y50 ADJUST COST TO WHOLE DOLLARS	0 00 0 00	0 50 0 01	50 .01 01 I	0 00 0 00	0 00 0 00	
VA 8-FEB-01	NIDEC CORP Y50 REV ADJ COST TO WHOLE DOLLARS	0 00 0 00	0 50 0 50	50 50 50 I	0 00 0 00	0 00 0 00	
VA 8-FEB-01	NIDEC CORP Y50 ADJUST COST TO WHOLE DOLLARS	0 00 0 00	0 50- 0 01-	50- 01- 01-I	0 00 0 00	0 00 0 00	
VA 8-FEB-01	NIDEC CORP Y50 ADJUST COST TO WHOLE DOLLARS	0 00 0 00	0 50- 0 01-	50- 01- 01-I	0 00 0 00	0 00 0 00	



Mellon Bank, N.A

MULTICURRENCY TRANSACTION REPORT
FOR THE PERIOD 01 JANUARY 2001 THROUGH 31 DECEMBER 2001

RUN DATE 19-FEB-02
PAGE 429
BASE CURRENCY USD

NI F540481
JOHN S AND JAMES L KNIGHT FDN
CAPITAL GUARDIAN

TRAN CODE/ EFFECTIVE/ SETTLE DTE	SHARES/PAR VALUE SECURITY DESCRIPTION (LOCAL CURR/SETTLE CURR)	(ORIGINAL SHARES/PAR VALUE)		INVESTMENT		CURRENCY		
		TRADE DATE LOCAL/BASE AMOUNT	INVESTMENT LOCAL/BASE COST	INVESTMENT LOCAL/BASE GAIN/LOSS	SETTLE DATE LOCAL/BASE AMOUNT	CURRENCY LOCAL/BASE COST	CURRENCY GAIN/LOSS IN BASE CURRENCY	
TOTAL JAPANESE YEN		0 00 0.00	0 50- 0 01-	0 50- 0 01- 0.01-I 0 00 C	0 00 0 00	0.00 0 00	0 00 0.00	
SINGAPORE DOLLAR								
BVA 25-SEP-01	SINGAPORE AIRLINES SC\$1 RETURN OF CAPITAL	0.00 0.00	1,525 98- 871 58-	1,525.98- 871.58- 871.58-I	0 00 0.00	0.00 0.00	0 00 0.00	
BVA 25-SEP-01	SINGAPORE AIRLINES SC\$1 RETURN OF CAPITAL	0.00 0.00	2,142 91- 1,230.35-	2,142.91- 1,230.35- 1,230.35-I	0 00 0 00	0.00 0.00	0 00 0.00	
BVA 25-SEP-01	SINGAPORE AIRLINES SC\$1 RETURN OF CAPITAL	0.00 0 00	1,656 12- 952.87-	1,656.12- 952.87- 952.87-I	0 00 0.00	0.00 0.00	0 00 0.00	
BVA 25-SEP-01	SINGAPORE AIRLINES SC\$1 RETURN OF CAPITAL	0 00 0.00	1,684 86- 969 31-	1,684.86- 969 31- 969.31-I	0 00 0.00	0.00 0.00	0 00 0.00	
BVA 25-SEP-01	SINGAPORE AIRLINES SC\$1 RETURN OF CAPITAL	0.00 0.00	1,654.70- 951 70-	1,654.70- 951.70- 951.70-I	0 00 0 00	0.00 0.00	0 00 0.00	

MULTICURRENCY TRANSACTION REPORT
FOR THE PERIOD 01 JANUARY 2001 THROUGH 31 DECEMBER 2001

RUN DATE: 19-FEB-02
PAGE: 431
BASE CURRENCY: USD

NI F540481
JOHN S AND JAMES L KNIGHT FDN
CAPITAL GUARDIAN

TRAN CODE/ EFFECTIVE/ SETTLE DTE	SHARES/PAR VALUE SECURITY DESCRIPTION (LOCAL CURR/SETTLE CURR)	(ORIGINAL SHARES/PAR VALUE)		INVESTMENT		CURRENCY		
		TRADE DATE LOCAL/BASE AMOUNT	INVESTMENT LOCAL/BASE COST	INVESTMENT LOCAL/BASE GAIN/LOSS	SETTLE DATE LOCAL/BASE AMOUNT	CURRENCY LOCAL/BASE COST	CURRENCY GAIN/LOSS IN BASE CURRENCY	
BVA 25-SEP-01	SINGAPORE AIRLINES SC\$1 RETURN OF CAPITAL	0 00 0.00	1,676.81- 962 74-	1,676.81- 962.74- 962.74-I	0 00 0.00	0.00 0.00	0 00 0.00	
BVA 25-SEP-01	SINGAPORE AIRLINES SC\$1 RETURN OF CAPITAL	0.00 0.00	1,657.48- 946.42-	1,657.48- 946.42- 946.42-I	0 00 0.00	0.00 0.00	0 00 0.00	
BVA 25-SEP-01	SINGAPORE AIRLINES SC\$1 RETURN OF CAPITAL	0.00 0.00	1,580.06- 889 90-	1,580.06- 889 90- 889.90-I	0 00 0.00	0.00 0.00	0 00 0.00	
BVA 25-SEP-01	SINGAPORE AIRLINES SC\$1 RETURN OF CAPITAL	0 00 0 00	1,621 85- 926.24-	1,621 85- 926.24- 926.24-I	0 00 0.00	0.00 0.00	0 00 0.00	
BVA 25-SEP-01	SINGAPORE AIRLINES SC\$1 RETURN OF CAPITAL	0 00 0 00	1,612 07- 920.49-	1,612.07- 920 49- 920.49-I	0 00 0 00	0.00 0.00	0 00 0.00	
BVA 25-SEP-01	SINGAPORE AIRLINES SC\$1 RETURN OF CAPITAL	0 00 0 00	2,678 99- 1,530.34-	2,678.99- 1,530 34- 1,530.34-I	0 00 0 00	0.00 0.00	0 00 0.00	



Mellon Bank, N.A

MULTICURRENCY TRANSACTION REPORT
FOR THE PERIOD 01 JANUARY 2001 THROUGH 31 DECEMBER 2001

RUN DATE 19-FEB-02
PAGE 431
BASE CURRENCY USD

KNI F540481
JOHN S AND JAMES L KNIGHT FDN
CAPITAL GUARDIAN

TRAN CODE/ EFFECTIVE/ SETTLE DTE	(ORIGINAL SHARES/PAR VALUE SECURITY DESCRIPTION (LOCAL CURR/SETTLE CURR))	SHARES/PAR VALUE TRADE DATE LOCAL/BASE AMOUNT	INVESTMENT		SETTLE DATE LOCAL/BASE AMOUNT	CURRENCY	
			INVESTMENT LOCAL/BASE COST	INVESTMENT LOCAL/BASE GAIN/LOSS		CURRENCY LOCAL/BASE COST	CURRENCY GAIN/LOSS IN BASE CURRENCY
BVA 25-SEP-01	SINGAPORE AIRLINES SG\$1 RETURN OF CAPITAL	0 00 0.00	1,285 04- 700 43-	1,285.04- 700 43- 700.43-I	0.00 0 00	0 00 0.00	
BVA 25-SEP-01	SINGAPORE AIRLINES SG\$1 RETURN OF CAPITAL	0 00 0 00	1,254 49- 684 53-	1,254 49- 684 53- 684 53-I	0.00 0 00	0 00 0.00	
BVA 25-SEP-01	SINGAPORE AIRLINES SG\$1 RETURN OF CAPITAL	0 00 0.00	1,238 89- 672.32-	1,238.09- 672.32- 672.32-I	0.00 0.00	0 00 0.00	
BVA 25-SEP-01	SINGAPORE AIRLINES SG\$1 RETURN OF CAPITAL	0 00 0.00	1,254 36- 681 45-	1,254 36- 681 45- 681.45-I	0.00 0.00	0 00 0.00	
BVA 25-SEP-01	SINGAPORE AIRLINES SG\$1 RETURN OF CAPITAL	0 00 0 00	1,976 99- 1,069.27-	1,976 99- 1,069 27- 1,069 27-I	0.00 0.00	0 00 0.00	
BVA 25-SEP-01	SINGAPORE AIRLINES SG\$1 TO REVERSE RETURN OF CAPITAL	0.00 0.00	2,678 99 1,530 34	2,678 99 1,530 34 1,530 34 I	0.00 0.00	0 00 0.00	

MULTICURRENCY TRANSACTION REPORT
FOR THE PERIOD 01 JANUARY 2001 THROUGH 31 DECEMBER 2001

RUN DATE 19-FEB-02
PAGE 432
BASE CURRENCY USD

KNI F540481
JOHN S AND JAMES L KNIGHT FDN
CAPITAL GUARDIAN

TRAN CODE/ EFFECTIVE/ SETTLE DTE	(ORIGINAL SHARES/PAR VALUE SECURITY DESCRIPTION (LOCAL CURR/SETTLE CURR))	SHARES/PAR VALUE TRADE DATE LOCAL/BASE AMOUNT	INVESTMENT		SETTLE DATE LOCAL/BASE AMOUNT	CURRENCY	
			INVESTMENT LOCAL/BASE COST	INVESTMENT LOCAL/BASE GAIN/LOSS		CURRENCY LOCAL/BASE COST	CURRENCY GAIN/LOSS IN BASE CURRENCY
BVA 25-SEP-01	SINGAPORE AIRLINES SG\$1 RETURN OF CAPITAL	0 00 0.00	2,678 99- 1,530.32-	2,678 99- 1,530 32- 1,530.32-I	0.00 0.00	0 00 0 00	
	TOTAL SINGAPORE DOLLAR	0.00 0.00	26,500.00- 14,959.92-	26,500.00- 14,959.92- 14,959.92-I 0.00 C	0 00 0.00	0 00 0.00	0.00 T 0.00 S
	TOTAL BOOK VALUE ADJUSTMENTS U.S. DOLLAR	0 00	0 00	0 00	0.00	0.00	0.00
	FOREIGN (BASE VALUE)	0 00	406,229.12-	406,229.12- 406,229.12-I 0.00 C	0.00	0.00	0.00 T 0.00 S
	TOTAL ACTIVITY OF U.S. DOLLAR	7,903,645.50	12,259,359.81-	3,040,730.42-	7,907,241 47	0.00	0 00
	TOTAL ACTIVITY OF FOREIGN (BASE VALUE)	5,989,352.69-	1,901,127.20	5,366,593.90-	6,162,542 65-	6,170,498.84-	120,074 93-
	GRAND TOTAL ACTIVITY (BASE VALUE)	1,914,292.81	10,358,232.61-	8,407,324.32- 917,402.45 I 9,324,726.77-C	1,744,698 82	6,170,498.84-	120,074 93- 7,956.19-T 112,118 74-S

KNIGHT FOUNDATION
EIN 25-6254685
FYE 12/31/01

ACCOUNT 540-482 - CAPITAL GAIN(LOSS)

SECTION 1256 MARK-TO-MARKET ADJUSTMENT

	12/31/00	0
	12/31/01	1,227,374
CAPITAL GAIN(LOSS)		1,227,374



Mellon Bank, N.A

KN1 F540486
JOHN S AND JAMES L KNIGHT FDN
LONG GOVERNMENT CORPORATE

TRANSACTION REPORT
FOR THE PERIOD 01 JANUARY 2001 THROUGH 31 DECEMBER 2001

RUN DATE: 19-FEB-02
PAGE: 48
M25701

TRAN CODE	EFFECTIVE/ CONTRACTUAL/ SETTLEMENT DATE	SECURITY DESCRIPTION (LOCAL CURR/SETTLE CURR)	SHARES PAR VALUE	TRADE DATE BASE AMOUNT	INVESTMENT BASE COST	REALIZED GAIN/LOSS IN BASE CURRENCY
S	11-JUN-01 11-JUN-01	KNIGHT FOUNDATION PROPRIETARY VAR RT 12/31/2099DD 08/23/94	169,560.560-	169,560.56	169,560.56-	
S	13-JUN-01 13-JUN-01	KNIGHT FOUNDATION PROPRIETARY VAR RT 12/31/2099DD 08/23/94	178,643.570-	178,643.57	178,643.57-	
S	29-JUN-01 29-JUN-01	KNIGHT FOUNDATION PROPRIETARY VAR RT 12/31/2099DD 08/23/94	1,137,745.060-	1,137,745.06	1,137,745.06-	
S	06-JUL-01 06-JUL-01	KNIGHT FOUNDATION PROPRIETARY VAR RT 12/31/2099DD 08/23/94	847,019.780-	847,019.78	847,019.78-	
S	20-JUL-01 20-JUL-01	KNIGHT FOUNDATION PROPRIETARY VAR RT 12/31/2099DD 08/23/94	7,150.000-	7,150.00	7,150.00-	
S	01-AUG-01 01-AUG-01	KNIGHT FOUNDATION PROPRIETARY VAR RT 12/31/2099DD 08/23/94	482,453.120-	482,453.12	482,453.12-	
S	06-AUG-01 06-AUG-01	KNIGHT FOUNDATION PROPRIETARY VAR RT 12/31/2099DD 08/23/94	172,297.920-	172,297.92	172,297.92-	
S	23-AUG-01 23-AUG-01	KNIGHT FOUNDATION PROPRIETARY VAR RT 12/31/2099DD 08/23/94	66,626.330-	66,626.33	66,626.33-	
S	24-AUG-01 24-AUG-01	KNIGHT FOUNDATION PROPRIETARY VAR RT 12/31/2099DD 08/23/94	66,626.630-	66,626.63	66,626.63-	
S	31-AUG-01 31-AUG-01	KNIGHT FOUNDATION PROPRIETARY VAR RT 12/31/2099DD 08/23/94	709,013.720-	709,013.72	709,013.72-	
S	03-OCT-01 03-OCT-01	KNIGHT FOUNDATION PROPRIETARY VAR RT 12/31/2099DD 08/23/94	1,037,051.260-	1,037,051.26	1,037,051.26-	

KN1 F540486
JOHN S AND JAMES L KNIGHT FDN
LONG GOVERNMENT CORPORATE

TRANSACTION REPORT
FOR THE PERIOD 01 JANUARY 2001 THROUGH 31 DECEMBER 2001

RUN DATE: 19-FEB-02
PAGE: 49
M25701

TRAN CODE	EFFECTIVE/ CONTRACTUAL/ SETTLEMENT DATE	SECURITY DESCRIPTION (LOCAL CURR/SETTLE CURR)	SHARES PAR VALUE	TRADE DATE BASE AMOUNT	INVESTMENT BASE COST	REALIZED GAIN/LOSS IN BASE CURRENCY
S	31-OCT-01 31-OCT-01	KNIGHT FOUNDATION PROPRIETARY VAR RT 12/31/2099DD 08/23/94	877,849.540-	877,849.54	877,849.54-	
S	05-NOV-01 05-NOV-01	KNIGHT FOUNDATION PROPRIETARY VAR RT 12/31/2099DD 08/23/94	334,963.030-	334,963.03	334,963.03-	
S	20-NOV-01 20-NOV-01	KNIGHT FOUNDATION PROPRIETARY VAR RT 12/31/2099DD 08/23/94	14,316.250-	14,316.25	14,316.25-	
S	23-NOV-01 23-NOV-01	KNIGHT FOUNDATION PROPRIETARY VAR RT 12/31/2099DD 08/23/94	510,670.430-	510,670.43	510,670.43-	
S	29-NOV-01 29-NOV-01	KNIGHT FOUNDATION PROPRIETARY VAR RT 12/31/2099DD 08/23/94	242,810.700-	242,810.70	242,810.70-	
S	03-DEC-01 03-DEC-01	KNIGHT FOUNDATION PROPRIETARY VAR RT 12/31/2099DD 08/23/94	433,432.880-	433,432.88	433,432.88-	
S	12-JAN-01 12-JAN-01	BSDT-LATE MONEY DEPOSIT ACCT	104,593.340-	104,593.34	104,593.34-	
S	24-JAN-01 24-JAN-01	BSDT-LATE MONEY DEPOSIT ACCT	626.250-	626.25	626.25-	
S	17-MAY-01 17-MAY-01	BSDT-LATE MONEY DEPOSIT ACCT	5,737.500-	5,737.50	5,737.50-	
S	04-JUN-01 04-JUN-01	BSDT-LATE MONEY DEPOSIT ACCT	9,095.490-	9,095.49	9,095.49-	
S	05-SEP-01 05-SEP-01	BSDT-LATE MONEY DEPOSIT ACCT	11,812.500-	11,812.50	11,812.50-	



Mellon Bank, N.A

KNI F540486
JOHN S AND JAMES L KNIGHT FDN
LONG GOVERNMENT CORPORATE

TRANSACTION REPORT
FOR THE PERIOD 01 JANUARY 2001 THROUGH 31 DECEMBER 2001

RUN DATE 19-FEB-02
PAGE 50
H25701

TRAN CODE	EFFECTIVE/ CONTRACTUAL/ SETTLEMENT DATE	SECURITY DESCRIPTION (LOCAL CURR/SETTLE CURR)	SHARES PAR VALUE	TRADE DATE BASE AMOUNT	INVESTMENT BASE COST	REALIZED GAIN/LOSS IN BASE CURRENCY
TOTAL						
CASH & CASH EQUIVALENTS						
TRADED - SETTLED CURRENT PERIOD						
	U S	DOLLAR		17,471,121.47	17,471,121.67-	0.00
TRADED - PENDING SETTLEMENT						
	U S	DOLLAR		0.00	0.00	0.00
SETTLED - TRADED PRIOR PERIOD						
	U S	DOLLAR		0.00	0.00	
FIXED INCOME SECURITIES						
U.S. DOLLAR						
S	25-SEP-01	BELO A H CORP DEBS	50,000.000-	41,500.00	52,531.50-	11,031.50-
	28-SEP-01	7.750% 06/01/2027 DD 06/01/97				
	PAYMENT PERIOD 01-JUN-01 TO 27-SEP-01					
S	29-JAN-01	DANA CORP	50,000.000-	31,625.00	47,680.00-	16,055.00-
	01-FEB-01	7.000% 03/15/2028 DD 03/16/98				
	PAYMENT PERIOD 15-SEP-00 TO 31-JAN-01					
S	21-NOV-01	ENRON CORP BNDS	200,000.000-	116,000.00	166,508.00-	50,508.00-
	27-NOV-01	6.950% 07/15/2028 DD 07/10/98				
	PAYMENT PERIOD 15-JUL-01 TO 26-NOV-01					
S	30-NOV-01	FEDERAL HOME LN MTG CORP DEB	500,000.000-	545,957.03	537,425.00-	8,532.03
	03-DEC-01	6.750% 09/15/2029 DD 11/22/99				
	PAYMENT PERIOD 15-SEP-01 TO 02-DEC-01					
S	30-NOV-01	FEDERAL NATL MTG ASSN DEBS	500,000.000-	511,425.78	472,890.63-	38,535.15
	03-DEC-01	6.250% 05/15/2029 DD 05/15/99				
	PAYMENT PERIOD 15-NOV-01 TO 02-DEC-01					

KNI F540486
JOHN S AND JAMES L KNIGHT FDN
LONG GOVERNMENT CORPORATE

TRANSACTION REPORT
FOR THE PERIOD 01 JANUARY 2001 THROUGH 31 DECEMBER 2001

RUN DATE 19-FEB-02
PAGE 51
H25701

TRAN CODE	EFFECTIVE/ CONTRACTUAL/ SETTLEMENT DATE	SECURITY DESCRIPTION (LOCAL CURR/SETTLE CURR)	SHARES PAR VALUE	TRADE DATE BASE AMOUNT	INVESTMENT BASE COST	REALIZED GAIN/LOSS IN BASE CURRENCY
S	12-FEB-01	FEDERATED DEPT STORES DEBS	100,000.000-	93,150.00	93,906.00-	748.00-
	15-FEB-01	7.000% 02/15/2028 DD 02/06/98				
S	05-FEB-01	LUCENT TECHNOLOGIES INC DEBS	200,000.000-	153,044.00	106,772.00-	32,928.00-
	08-FEB-01	6.500% 01/15/2028 DD 01/09/98				
	PAYMENT PERIOD 15-JAN-01 TO 07-FEB-01					
S	04-JAN-01	PACIFIC GAS ELEC 1ST & REF MTG	100,000.000-	72,500.00	130,150.00-	57,650.00-
	09-JAN-01	8.800% 05/01/2024				
	PAYMENT PERIOD 01-DEC-00 TO 08-JAN-01					
S	04-JAN-01	PACIFIC GAS & ELECTRIC CO	125,000.000-	86,250.00	100,951.25-	14,701.25-
	09-JAN-01	6.750% 10/01/2023 DD 06/01/93				
	PAYMENT PERIOD 01-DEC-00 TO 08-JAN-01					
S	30-NOV-01	U S TREASURY BONDS	1,600,000.000-	2,214,500.00	2,248,230.08-	33,730.08-
	03-DEC-01	09.250% 02/15/2016 DD 02/15/86				
	PAYMENT PERIOD 15-AUG-01 TO 02-DEC-01					
S	07-MAR-01	U S TREASURY BONDS	1,000,000.000-	1,356,484.38	1,252,546.88-	103,937.50
	12-MAR-01	08.750% 05/15/2017 DD 05/15/87				
	PAYMENT PERIOD 15-NOV-00 TO 11-MAR-01					
S	08-MAR-01	U S TREASURY BONDS	300,000.000-	408,503.91	374,812.50-	33,691.41
	13-MAR-01	08.750% 05/15/2017 DD 05/15/87				
	PAYMENT PERIOD 15-NOV-00 TO 12-MAR-01					
S	09-MAR-01	U S TREASURY BONDS	385,000.000-	520,727.54	469,154.69-	51,572.85
	14-MAR-01	08.750% 05/15/2017 DD 05/15/87				
	PAYMENT PERIOD 15-NOV-00 TO 13-MAR-01					
S	05-APR-01	U S TREASURY BONDS	75,000.000-	104,361.33	109,359.38-	4,998.05-
	10-APR-01	9.125% 05/15/2018 DD 05/15/88				
	PAYMENT PERIOD 15-NOV-00 TO 09-APR-01					



Mellon Bank, N.A

KMI F540486
JOHN S AND JAMES L KNIGHT FDN
LONG GOVERNMENT CORPORATE

TRANSACTION REPORT
FOR THE PERIOD 01 JANUARY 2001 THROUGH 31 DECEMBER 2001

RUN DATE 19-FEB-0
PAGE 5
M25701

TRAN CODE	EFFECTIVE/ CONTRACTUAL/ SETTLEMENT DATE	SECURITY DESCRIPTION (LOCAL CURR/SETTLE CURR)	SHARES PAR VALUE	TRADE DATE BASE AMOUNT	INVESTMENT BASE COST	REALIZED GAIN/LOSS IN BASE CURRENCY
\$	07-JUN-01	U \$ TREASURY BONDS	230,000.000-	311,290.63	335,368.75-	24,078.12-
	12-JUN-01	9.1254 05/15/2018 DD 05/15/88				
	PAYMENT PERIOD 15-MAY-01 TO 11-JUN-01					
\$	08-JUN-01	U \$ TREASURY BONDS	90,000.000-	121,556.25	131,231.25-	9,675.00-
	13-JUN-01	9.1254 05/15/2018 DD 05/15/88				
	PAYMENT PERIOD 15-MAY-01 TO 12-JUN-01					
\$	08-MAR-01	U \$ TREASURY BONDS	420,000.000-	549,658.59	530,863.28-	10,795.31
	13-MAR-01	08.1252 08/15/2019 DD 08/15/89				
	PAYMENT PERIOD 15-FEB-01 TO 12-MAR-01					
\$	29-JUN-01	U \$ TREASURY BONDS	800,000.000-	1,063,343.74	1,010,250.00-	53,093.74
	05-JUL-01	08.7504 05/15/2020 DD 05/15/90				
	PAYMENT PERIOD 15-MAY-01 TO 04-JUL-01					
\$	31-OCT-01	U \$ TREASURY BONDS	500,000.000-	679,277.34	657,421.68-	21,855.66
	01-NOV-01	08.1254 08/15/2021 DD 08/15/91				
	PAYMENT PERIOD 15-AUG-01 TO 31-OCT-01					
\$	30-NOV-01	U \$ TREASURY BONDS	4,000,000.000-	5,238,125.00	5,259,375.00-	21,250.00-
	03-DEC-01	08.1254 08/15/2021 DD 08/15/91				
	PAYMENT PERIOD 15-AUG-01 TO 02-DEC-01					
\$	14-MAY-01	U \$ TREASURY BONDS	130,000.000-	160,616.02	154,903.13-	5,712.89
	17-MAY-01	08.0004 11/15/2021 DD 11/15/91				
	PAYMENT PERIOD 15-MAY-01 TO 16-MAY-01					
\$	14-MAY-01	U \$ TREASURY BONDS	220,000.000-	272,095.31	262,143.75-	9,951.56
	17-MAY-01	08.0004 11/15/2021 DD 11/15/91				
	PAYMENT PERIOD 15-MAY-01 TO 16-MAY-01					
\$	15-MAY-01	U \$ TREASURY BONDS	200,000.000-	246,351.56	238,312.50-	8,039.06
	18-MAY-01	08.0004 11/15/2021 DD 11/15/91				
	PAYMENT PERIOD 15-MAY-01 TO 17-MAY-01					

KMI F540486
JOHN S AND JAMES L KNIGHT FDN
LONG GOVERNMENT CORPORATE

TRANSACTION REPORT
FOR THE PERIOD 01 JANUARY 2001 THROUGH 31 DECEMBER 2001

RUN DATE 19-FEB-0
PAGE 5
M25701

TRAN CODE	EFFECTIVE/ CONTRACTUAL/ SETTLEMENT DATE	SECURITY DESCRIPTION (LOCAL CURR/SETTLE CURR)	SHARES PAR VALUE	TRADE DATE BASE AMOUNT	INVESTMENT BASE COST	REALIZED GAIN/LOSS IN BASE CURRENCY
\$	11-JUL-01	U \$ TREASURY BONDS	320,000.000-	401,000.00	381,300.00-	19,700.00
	16-JUL-01	08.0002 11/15/2021 DD 11/15/91				
	PAYMENT PERIOD 15-MAY-01 TO 15-JUL-01					
\$	18-JUL-01	U \$ TREASURY BONDS	100,000.000-	127,636.72	119,156.25-	8,480.47
	23-JUL-01	08.0002 11/15/2021 DD 11/15/91				
	PAYMENT PERIOD 15-MAY-01 TO 22-JUL-01					
FC	28-DEC-00	U \$ TREASURY BONDS	380,000.000-	475,831.25	0.00	
	03-JAN-01	07.6252 11/15/2022 DD 11/15/92				
\$	07-MAR-01	U \$ TREASURY BONDS	250,000.000-	272,412.11	246,957.30-	25,454.81
	12-MAR-01	06.2502 08/15/2023 DD 08/15/93				
	PAYMENT PERIOD 15-FEB-01 TO 11-MAR-01					
\$	07-MAR-01	U \$ TREASURY BONDS	120,000.000-	131,315.63	118,539.50-	12,776.13
	12-MAR-01	06.2502 08/15/2023 DD 08/15/93				
	PAYMENT PERIOD 15-FEB-01 TO 11-MAR-01					
FC	28-DEC-00	U \$ TREASURY BONDS	750,000.000-	876,210.94	0.00	
	03-JAN-01	06.8752 08/15/2025 DD 08/15/95				
\$	07-FEB-01	U \$ TREASURY BONDS	450,000.000-	524,900.39	481,429.69-	43,470.70
	12-FEB-01	06.8752 08/15/2025 DD 08/15/95				
	PAYMENT PERIOD 15-AUG-00 TO 11-FEB-01					
\$	07-MAR-01	U \$ TREASURY BONDS	850,000.000-	999,546.88	909,367.19-	90,179.69
	12-MAR-01	06.8752 08/15/2025 DD 08/15/95				
	PAYMENT PERIOD 15-FEB-01 TO 11-MAR-01					
\$	05-MAR-01	U \$ TREASURY BONDS	1,500,000.000-	1,688,437.50	1,536,562.50-	151,875.00
	08-MAR-01	06.5002 11/15/2026 DD 11/15/96				
	PAYMENT PERIOD 15-NOV-00 TO 07-MAR-01					



Mellon Bank, N.A

NI F540486
JOHN S AND JAMES L KNIGHT FOM
LONG GOVERNMENT CORPORATE

TRANSACTION REPORT
FOR THE PERIOD 01 JANUARY 2001 THROUGH 31 DECEMBER 2001

RUN DATE 19-FEB-02
PAGE 54
M25701

TRAN CODE	EFFECTIVE/ CONTRACTUAL/ SETTLEMENT DATE	SECURITY DESCRIPTION (LOCAL CURR/SETTLE CURR)	SHARES PAR VALUE	TRADE DATE BASE AMOUNT	INVESTMENT BASE COST	REALIZED GAIN/LOSS IN BASE CURRENCY
S	28-FEB-01	U S TREASURY BONDS	1,000,000 000-	1,060,468 75	1,063,859 38-	16,609.37
	05-MAR-01	06 125% 11/15/2027 DD 11/15/97				
	PAYMENT PERIOD 15-NOV-00 TO 04-MAR-01					
S	13-MAR-01	U S TREASURY BONDS	360,000 000-	390,318 75	364,148 24-	26,170 51
	16-MAR-01	06 125% 11/15/2027 DD 11/15/97				
	PAYMENT PERIOD 15-NOV-00 TO 15-MAR-01					
S	23-MAR-01	U S TREASURY BONDS	150,000 000-	164,109 38	150,193.36-	13,916.02
	28-MAR-01	06 125% 11/15/2027 DD 11/15/97				
	PAYMENT PERIOD 15-NOV-00 TO 27-MAR-01					
S	07-JUN-01	U S TREASURY BONDS	150,000.000-	155,065 94	150,193 36-	4,892 58
	12-JUN-01	06 125% 11/15/2027 DD 11/15/97				
	PAYMENT PERIOD 15-MAY-01 TO 11-JUN-01					
S	04-APR-01	U S TREAS BONDS	800,000 000-	783,125 08	796,250.00-	13,125 00-
	09-APR-01	05 500% 08/15/2028 DD 08/15/98				
	PAYMENT PERIOD 15-FEB-01 TO 06-APR-01					
S	05-APR-01	U S TREAS BONDS	90,000 000-	88,157.81	89,578.13-	1,420.32-
	18-APR-01	05 500% 08/15/2028 DD 08/15/98				
	PAYMENT PERIOD 15-FEB-01 TO 09-APR-01					
S	06-JUN-01	U S TREAS BONDS	370,000 000-	354,814 84	360,265.62-	14,250.78-
	11-JUN-01	05 500% 08/15/2028 DD 08/15/98				
	PAYMENT PERIOD 15-FEB-01 TO 10-JUN-01					
S	08-NOV-01	U S TREAS BONDS	100,000 000-	106,679 69	99,531 25-	7,148.44
	14-NOV-01	05 500% 08/15/2028 DD 08/15/98				
	PAYMENT PERIOD 15-AUG-01 TO 13-NOV-01					
S	15-NOV-01	UNITED STATES TREASURY NOTES	180,000 000-	185,554.69	186,131 25-	576 56-
	28-NOV-01	05 000% 08/15/2011 DD 08/15/01				
	PAYMENT PERIOD 15-AUG-01 TO 19-NOV-01					

NI F540486
JOHN S AND JAMES L KNIGHT FOM
ONG GOVERNMENT CORPORATE

TRANSACTION REPORT
FOR THE PERIOD 01 JANUARY 2001 THROUGH 31 DECEMBER 2001

RUN DATE 19-FEB-02
PAGE 55
M25701

TRAN CODE	EFFECTIVE/ CONTRACTUAL/ SETTLEMENT DATE	SECURITY DESCRIPTION (LOCAL CURR/SETTLE CURR)	SHARES PAR VALUE	TRADE DATE BASE AMOUNT	INVESTMENT BASE COST	REALIZED GAIN/LOSS IN BASE CURRENCY
S	30-NOV-01	UNITED STATES TREASURY NOTES	820,000 000-	835,503.13	847,931.25-	12,428 12-
	03-DEC-01	05 000% 08/15/2011 DD 08/15/01				
	PAYMENT PERIOD 15-AUG-01 TO 02-DEC-01					
S	06-JUN-01	WORLDCOM INC GA NTS	180,000 000-	159,400.80	172,099.00-	12,698 20-
	11-JUN-01	6 950% 08/15/2028 DD 08/11/98				
	PAYMENT PERIOD 15-FEB-01 TO 10-JUN-01					
TOTAL						
FIXED INCOME SECURITIES						
TRADED - SETTLED CURRENT PERIOD						
U.S. DOLLAR						
			23,346,819.42		22,912,480 72-	434,338 70
TRADED - PENDING SETTLEMENT						
U.S. DOLLAR						
			0.00		0.00	0.00
SETTLED - TRADED PRIOR PERIOD						
U.S. DOLLAR						
			1,352,042.19		0 00	



Mellon Bank, N.A

KMI F540486
JOHN S AND JAMES L KNIGHT FDN
LONG GOVERNMENT CORPORATE

TRANSACTION REPORT
FOR THE PERIOD 01 JANUARY 2001 THROUGH 31 DECEMBER 2001

RUN DATE: 19-FEB-02
PAGE 56
M25701

TRAN CODE	EFFECTIVE/ CONTRACTUAL/ SETTLEMENT DATE	SECURITY DESCRIPTION (LOCAL CURR/SETTLE CURR)	SHARES PAR VALUE	TRADE DATE BASE AMOUNT	INVESTMENT BASE COST	REALIZED GAIN/LOSS IN BASE CURRENCY
TOTAL SALES						
	TRADED - SETTLED CURRENT PERIOD					
	U S DOLLAR			40,817,940 89	40,383,682 19-	434,336.70
	TRADED - PENDING SETTLEMENT			0 00	0 00	0.00
	U.S DOLLAR					
	SETTLED - TRADED PRIOR PERIOD			1,352,042.19	0 00	
	U S DOLLAR					

KMI F540486
JOHN S AND JAMES L KNIGHT FDN
LONG GOVERNMENT CORPORATE

TRANSACTION REPORT
FOR THE PERIOD 01 JANUARY 2001 THROUGH 31 DECEMBER 2001

RUN DATE: 19-FEB-02
PAGE 57
M25701

TRAN CODE	EFFECTIVE/ CONTRACTUAL/ SETTLEMENT DATE	SECURITY DESCRIPTION (LOCAL CURR/SETTLE CURR)	SHARES PAR VALUE	TRADE DATE BASE AMOUNT	INVESTMENT BASE COST	REALIZED GAIN/LOSS IN BASE CURRENCY
CORPORATE ACTIONS						
U.S. DOLLAR						
SW	02-OCT-01	270,000.000- AT&T WIRELESS SVCS INC NY 144A 8 750X 03/01/2031 DD 03/01/01 DELD TO 00209AAF3		0.00	271,444.50-	271,444.50-
SD	02-OCT-01	270,000.000 AT & T WIRELESS SVCS INC SR NY 8 750X 03/01/2031 DD 09/01/01 RECD FROM 00209AAC0		0.00	271,444.50	271,444.50
SW	28-AUG-01	90,000.000- ANADARKO FIN CO SR NY 144A 7 500Z 05/01/2031 DD 04/26/01 DELIVER SHARES FOR 032479AD9		0.00	91,201.50-	91,201.50-
SD	28-AUG-01	90,000.000 ANADARKO FIN CO SR NY 7 500Z 05/01/2031 DD 04/26/01 RECEIVE SHARES FOR 032479AB3		0.00	91,201.50	91,201.50
MW	02-JAN-01	50,000.000- CHASE MANHATTAN CORP NEW SUB 6 750Z 06/15/2008 DD 08/17/93 MERGER EFFECTIVE 02-JAN-01 TO J P MORGAN CHASE & C		0.00	47,020.50-	
CAL	05-NOV-01	80,000.000- DUKE ENERGY CORP 1ST & REF NTC 8 375Z 03/01/2008 DD 03/01/93		80,528.00	68,317.60-	12,210.40



Mellon Bank, N A

KMI F540486
JOHN S AND JAMES L KNIGHT FDN
LDNG GOVERNMENT CORPORATE

TRANSACTION REPORT
FOR THE PERIOD 01 JANUARY 2001 THROUGH 31 DECEMBER 2001

RUN DATE 19-FEB-02
PAGE 58
M25701

TRAN CODE	EFFECTIVE/ CONTRACTUAL/ SETTLEMENT DATE	SECURITY DESCRIPTION (LOCAL CURR/SETTLE CURR)	SHARES PAR VALUE	TRADE DATE BASE AMOUNT	INVESTMENT BASE COST	REALIZED GAIN/LOSS IN BASE CURRENCY
NM	02-JAN-01	50,000 000 J P MORGAN CHASE & CO SUB NT 6 750% 08/15/2008 DD 08/17/93 MERGER EFFECTIVE 02-JAN-01 FROM CHASE MANHATTAN CORP		0 00	47,020.50	
SW	20-JUL-01	250,000 000- KELLOGG CO NT 144A 7 450% 04/01/2031 DD 03/29/01 MOVED TO 487836AT5		0 00	249,808.00-	249,808.00-
SD	20-JUL-01	250,000.000 KELLOGG CO DEB SER B 7 450% 04/01/2031 DD 03/29/01 RCVD FRM 487836AP5		0 00	249,808.00	249,808.00
SW	20-SEP-01	250,000 000- MIRANT AMERICAS INC SR NT 144A 9 125% 05/01/2031 DD 05/01/01 DELD TO 60467PAJ3		0 00	258,727.50-	258,727.50-
SD	20-SEP-01	250,000.000 MIRANT AMERICAS GENERATION NT 9 125% 05/01/2031 DD 05/01/01 RECD FROM 60467PAC8		0 00	258,727.50	258,727.50
SW	06-SEP-01	250,000 000- VERIZON GLOBAL FDG CORP 144A 7 750% 12/01/2030 DD 12/12/00 VOL EX TO 92344GAM8		0 00	268,897.50-	268,897.50-
SD	06-SEP-01	250,000 000 VERIZON GLOBAL FDG CORP NT 7 750% 12/01/2030 DD 06/01/01 VOL EX FRM 92344GAC8		0.00	268,897.50	268,897.50

KMI F540486
JOHN S AND JAMES L KNIGHT FDN
LONG GOVERNMENT CORPORATE

TRANSACTION REPORT
FOR THE PERIOD 01 JANUARY 2001 THROUGH 31 DECEMBER 2001

RUN DATE 19-FEB-02
PAGE 59
M25701

TRAN CODE	EFFECTIVE/ CONTRACTUAL/ SETTLEMENT DATE	SECURITY DESCRIPTION (LOCAL CURR/SETTLE CURR)	SHARES PAR VALUE	TRADE DATE BASE AMOUNT	INVESTMENT BASE COST	REALIZED GAIN/LOSS IN BASE CURRENCY
TOTAL CORPORATE ACTIONS U.S. DOLLAR				80,528.00	68,317.60-	12,210.40
TOTAL ACTIVITY OF U.S. DOLLAR				5,715,158.55-	55,507,401.61-	446,549.10
GRAND TOTAL ACTIVITY (BASE VALUE)				5,715,158.55-	55,507,401.61-	446,549.10



Mellon TrustSM

Mellon Bank, N.A

KNI F540489
JOHN S AND JAMES L KNIGHT FDM
INTERMEDIATE GOVT CORPORATE

TRANSACTION REPORT
FOR THE PERIOD 01 JANUARY 2001 THROUGH 31 DECEMBER 2001

RUN DATE: 19-FEB-02
PAGE: 41
M25701

TRAN CODE	EFFECTIVE/ CONTRACTUAL/ SETTLEMENT DATE	SECURITY DESCRIPTION (LOCAL CURR/SETTLE CURR)	SHARES PAR VALUE	TRADE DATE BASE AMOUNT	INVESTMENT BASE COST	REALIZED GAIN/LOSS IN BASE CURRENCY
S	20-JUN-01 20-JUN-01	BSDT-LATE MONEY DEPOSIT ACCT	62.500-	62 50	62 50-	
S	20-JUL-01 20-JUL-01	BSDT-LATE MONEY DEPOSIT ACCT	700.000-	700 00	700 00-	
S	18-SEP-01 18-SEP-01	BSDT-LATE MONEY DEPOSIT ACCT	149,260.500-	149,260 50	149,260.50-	
S	20-SEP-01 20-SEP-01	BSDT-LATE MONEY DEPOSIT ACCT	5,812 500-	5,812.50	5,812.50-	
S	05-DEC-01 05-DEC-01	BSDT-LATE MONEY DEPOSIT ACCT	656 260-	656 26	656.26-	
TOTAL						
CASH & CASH EQUIVALENTS						
TRADED - SETTLED CURRENT PERIOD						
U.S. DOLLAR						
				13,315,975.72	13,315,975.72-	0.00
TRADED - PENDING SETTLEMENT						
U.S. DOLLAR						
				0.00	0 00	0 00
SETTLED - TRADED PRIOR PERIOD						
U.S. DOLLAR						
				0 00	0.00	
FIXED INCOME SECURITIES						

KNI F540489
JOHN S AND JAMES L KNIGHT FDM
INTERMEDIATE GOVT CORPORATE

TRANSACTION REPORT
FOR THE PERIOD 01 JANUARY 2001 THROUGH 31 DECEMBER 2001

RUN DATE: 19-FEB-02
PAGE: 41
M25701

TRAN CODE	EFFECTIVE/ CONTRACTUAL/ SETTLEMENT DATE	SECURITY DESCRIPTION (LOCAL CURR/SETTLE CURR)	SHARES PAR VALUE	TRADE DATE BASE AMOUNT	INVESTMENT BASE COST	REALIZED GAIN/LOSS IN BASE CURRENCY
U.S. DOLLAR						
S	18-SEP-01 21-SEP-01	AMERICAN AIRLIS TR 99-1 CL A-2 7 024X 04/15/2011 DD 10/06/99	150,000.000-	148,521.00	150,000.00-	1,479.00-
PAYMENT PERIOD 15-APR-01 TO 20-SEP-01						
S	29-JUN-01 05-JUL-01	ASSOCIATE CORP NA 7 500X 04/15/2002 DD 04/13/95	225,000.000-	230,717.25	235,811.25-	5,094.00-
PAYMENT PERIOD 15-APR-01 TO 04-JUL-01						
S	09-MAR-01 14-MAR-01	ATLANTIC RICHFIELD CO DEB 10 875X 07/15/2005	190,000.000-	227,412.90	220,629 90-	6,783.00
PAYMENT PERIOD 15-JAN-01 TO 13-MAR-01						
S	29-JUN-01 05-JUL-01	BANKAMERICA CORP SUB NT 7 750X 07/15/2002 DD 07/07/92	200,000.000-	206,948 00	210,266 00-	3,318.00-
PAYMENT PERIOD-15-JAN-01 TO 04-JUL-01						
S	09-MAR-01 14-MAR-01	BRITISH TELECOMMUNICATIONS NT 8 125X 12/15/2010 DD 12/12/00	170,000.000-	177,833.60	175,349.90-	2,483.70
PAYMENT PERIOD 15-DEC-00 TO 13-MAR-01						
S	31-JAN-01 05-FEB-01	COCA COLA ENTERPRISES INC NT 7 875X 02/01/2002	250,000.000-	255,992 50	270,362.50-	14,370.00-
PAYMENT PERIOD 01-FEB-01 TO 04-FEB-01						
S	09-MAR-01 14-MAR-01	DAIMLER CHRYSLER NORTH AMER NT 7.200X 09/01/2009 DD 08/24/99	50,000.000-	49,220.50	49,120.50-	100.00
PAYMENT PERIOD 01-MAR-01 TO 13-MAR-01						
S	09-MAR-01 14-MAR-01	DAIMLER CHRYSLER NORTH AMER 6 900X 09/01/2004 DD 08/24/99	300,000.000-	301,074.00	299,553 00-	1,521.00
PAYMENT PERIOD 01-MAR-01 TO 13-MAR-01						



Mellon Bank, N.A

NI F540489
JOHN S AND JAMES L KNIGHT FDN
INTERMEDIATE GOVT CORPORATE

TRANSACTION REPORT
FOR THE PERIOD 01 JANUARY 2001 THROUGH 31 DECEMBER 2001

RUN DATE 19-FEB-02
PAGE 42
M25701

TRAN CODE	EFFECTIVE/ CONTRACTUAL/ SETTLEMENT DATE	SECURITY DESCRIPTION (LOCAL CURR/SETTLE CURR)	SHARES PAR VALUE	TRADE DATE BASE AMOUNT	INVESTMENT BASE COST	REALIZED GAIN/LOSS IN BASE CURRENCY
S	09-MAR-01 14-MAR-01	ELECTRONIC DATA SYS CORP MT 7 125% 10/15/2009 DD 10/12/99	200,000 000-	212,610 00	197,868 00-	14,742 00
PAYMENT PERIOD 15-OCT-00 TO 13-MAR-01						
S	21-NOV-01 27-NOV-01	ENRON CORP MT 7 825% 09/10/2004 DD 09/10/92	250,000 000-	152,500.00	269,562.50-	117,062.50-
PAYMENT PERIOD 10-SEP-01 TO 26-NOV-01						
S	24-JUL-01 25-JUL-01	FEDERAL HOME LN BK CONS BDS 5 125% 9/15/2003 DD 9/15/98	300,000 000-	304,695 00	300,000 00-	4,695 00
PAYMENT PERIOD 15-MAR-01 TO 24-JUL-01						
S	02-MAR-01 05-MAR-01	FEDERAL HOME LN BK CONS BDS 5 250% 04/25/2002 DD 04/23/99	2,000,000 000-	2,008,660 00	1,948,260.00-	60,400 00
PAYMENT PERIOD 25-OCT-00 TO 04-MAR-01						
S	02-MAR-01 07-MAR-01	FEDERAL HOME LN MTG CORP DEBS 5 750% 04/15/2008 DD 04/09/98	950,000 000-	957,533 50	918,995 63-	38,537 87
PAYMENT PERIOD 15-OCT-00 TO 06-MAR-01						
S	27-FEB-01 28-FEB-01	FEDERAL HOME LN MTG CORP DEBS 5 750% 07/15/2003 DD 06/30/98	2,500,000 000-	2,546,600 00	2,536,570.00-	10,030.00
PAYMENT PERIOD 15-JAN-01 TO 27-FEB-01						
S	02-MAR-01 07-MAR-01	FEDERAL HOME LN MTG CORP DEBS 5 000% 01/15/2004 DD 01/15/99	1,000,000.000-	997,344 00	998,680.00-	1,336.00-
PAYMENT PERIOD 15-JAN-01 TO 06-MAR-01						
S	30-NOV-01 03-DEC-01	FEDERAL HOME LN MTG CORP DEBS 5 125% 10/15/2008 DD 10/13/98	500,000.000-	501,575 00	437,461 00-	64,114.00
PAYMENT PERIOD 15-OCT-01 TO 02-DEC-01						
S	31-JAN-01 05-FEB-01	FEDERAL NATL MTG ASSM DEBS 5 375% 03/15/2002 DD 03/08/99	200,000 000-	200,788 00	200,440.00-	348 00
PAYMENT PERIOD 15-SEP-00 TO 04-FEB-01						

KNI F540489
JOHN S AND JAMES L KNIGHT FDN
INTERMEDIATE GOVT CORPORATE

TRANSACTION REPORT
FOR THE PERIOD 01 JANUARY 2001 THROUGH 31 DECEMBER 2001

RUN DATE 19-FEB-02
PAGE 43
M25701

TRAN CODE	EFFECTIVE/ CONTRACTUAL/ SETTLEMENT DATE	SECURITY DESCRIPTION (LOCAL CURR/SETTLE CURR)	SHARES PAR VALUE	TRADE DATE BASE AMOUNT	INVESTMENT BASE COST	REALIZED GAIN/LOSS IN BASE CURRENCY
S	30-NOV-01 03-DEC-01	FEDERAL NATL MTG ASSM DEBS 7.250% 01/15/2010 DD 1/14/2000	350,000 000-	394,242 19	368,894.53-	25,347.66
PAYMENT PERIOD 15-JUL-01 TO 02-DEC-01						
S	02-MAR-01 07-MAR-01	FEDERAL NATL MTG ASSM MTN 6 000% 12/15/2005 DD 12/15/98	1,000,000.000-	998,000 00	1,000,000.00-	2,000.00-
PAYMENT PERIOD 15-DEC-00 TO 06-MAR-01						
S	09-MAR-01 14-MAR-01	FLEET BOSTON CORP SUB NT 7 375% 12/01/2009 DD 12/06/99	100,000.000-	106,993 00	99,091.00-	7,902.00
PAYMENT PERIOD 01-DEC-00 TO 13-MAR-01						
S	09-MAR-01 14-MAR-01	FORD MTR CR CO 7.750% 03/15/2005 DD 03/28/95	150,000.000-	157,143 00	153,123.00-	4,020.00
PAYMENT PERIOD 15-SEP-00 TO 13-MAR-01						
S	09-MAR-01 14-MAR-01	FORD MTR CR CO NT 7 250% 01/15/2003 DD 01/18/00	450,000 000-	461,466.00	459,999.00-	1,467.00
PAYMENT PERIOD 15-JAN-01 TO 13-MAR-01						
S	31-JAN-01 05-FEB-01	GENERAL ELEC CAP MTN BTR 00446 7 800% 03/01/2002 DD 03/15/00	1,000,000.000-	1,019,400.00	1,008,400.00-	19,000 00
PAYMENT PERIOD 01-SEP-00 TO 04-FEB-01						
S	09-MAR-01 14-MAR-01	HOUSEHOLD FIN CORP NTS 8 250% 02/15/2005 DD 02/09/95	100,000.000-	107,097 00	100,666.00-	6,431.00
PAYMENT PERIOD 15-FEB-01 TO 13-MAR-01						
S	09-MAR-01 14-MAR-01	HOUSEHOLD FIN CORP NTS 6 400% 04/17/2008 DD 04/17/98	100,000.000-	99,924 00	91,171.00-	8,753.00
PAYMENT PERIOD 17-DEC-00 TO 13-MAR-01						
S	09-MAR-01 14-MAR-01	KROGER CO NT 8 950% 02/01/2010 DD 02/11/00	150,000.000-	164,455.50	149,824.50-	14,631 00
PAYMENT PERIOD 01-FEB-01 TO 13-MAR-01						



Mellon Bank, N.A

KNI F540489
JOHN S AND JAMES L KNIGHT FDM
INTERMEDIATE GOVT CORPORATE

TRANSACTION REPORT
FOR THE PERIOD 01 JANUARY 2001 THROUGH 31 DECEMBER 2001

RUN DATE 19-FEB-0
PAGE 4
H25701

Table with columns: TRAN CODE, EFFECTIVE/CONTRACTUAL SETTLEMENT DATE, SECURITY DESCRIPTION, SHARES PAR VALUE, TRADE DATE BASE AMOUNT, INVESTMENT BASE COST, REALIZED GAIN/LOSS IN BASE CURRENCY. Contains 10 rows of transaction data.

KNI F540489
JOHN S AND JAMES L KNIGHT FDM
INTERMEDIATE GOVT CORPORATE

TRANSACTION REPORT
FOR THE PERIOD 01 JANUARY 2001 THROUGH 31 DECEMBER 2001

RUN DATE: 19-FEB-0
PAGE: 4
H25701

Table with columns: TRAN CODE, EFFECTIVE/CONTRACTUAL SETTLEMENT DATE, SECURITY DESCRIPTION, SHARES PAR VALUE, TRADE DATE BASE AMOUNT, INVESTMENT BASE COST, REALIZED GAIN/LOSS IN BASE CURRENCY. Contains 10 rows of transaction data.



Mellon Bank, N.A

VI F540489
JOHN S AND JAMES L KNIGHT FDN
INTERMEDIATE GOVT CORPORATE

TRANSACTION REPORT
FOR THE PERIOD 01 JANUARY 2001 THROUGH 31 DECEMBER 2001

RUN DATE 19-FEB-02
PAGE 46
M25701

TRAN CODE	EFFECTIVE/ CONTRACTUAL/ SETTLEMENT DATE	SECURITY DESCRIPTION (LOCAL CURR/SETTLE CURR)	SHARES PAR VALUE	TRADE DATE BASE AMOUNT	INVESTMENT BASE COST	REALIZED GAIN/LOSS IN BASE CURRENCY
	30-NOV-01	U S TREASURY BONDS	1,100,000 000-	1,362,625.00	1,324,804 69-	37,820.51
	03-DEC-01	10 750% 08/15/2005 DD 07/02/05				
	PAYMENT PERIOD 15-AUG-01 TO 02-DEC-01					
	08-FEB-01	U S TREASURY NOTES	350,000 000-	374,089 84	361,101 56-	12,988 28
	13-FEB-01	07 250% 05/15/2004 DD 05/15/94				
	PAYMENT PERIOD 15-NOV-00 TO 12-FEB-01					
	30-APR-01	U S TREASURY NOTES	650,000.000-	695,982 42	670,617 19-	25,365.23
	03-MAY-01	07 250% 05/15/2004 DD 05/15/94				
	PAYMENT PERIOD 15-NOV-00 TO 02-MAY-01					
	02-MAR-01	U S TREASURY NOTES	4,050,000 000-	4,472,876 96	4,343,035 16-	129,841.80
	07-MAR-01	07 875% 11/15/2004 DD 11/15/94				
	PAYMENT PERIOD 15-NOV-00 TO 06-MAR-01					
	30-NOV-01	U S TREASURY NOTES	125,000 000-	140,312.50	139,550 78-	761.72
	03-DEC-01	07 875% 11/15/2004 DD 11/15/94				
	05-DEC-01					
	PAYMENT PERIOD 15-NOV-01 TO 02-DEC-01					
	05-APR-01	U S TREASURY NOTES	320,000.000-	354,375.00	352,750 00-	1,625.00
	10-APR-01	07 800% 07/15/2006 DD 07/15/96				
	PAYMENT PERIOD 15-JAN-01 TO 09-APR-01					
	09-AUG-01	U S TREASURY NOTES	550,000 000-	605,923 83	606,289 06-	365.23-
	14-AUG-01	07 800% 07/15/2006 DD 07/15/96				
	PAYMENT PERIOD 15-JUL-01 TO 13-AUG-01					
	14-AUG-01	U S TREASURY NOTES	800,000 000-	885,343 75	881,246.88-	2,096 87
	17-AUG-01	07 800% 07/15/2006 DD 07/15/96				
	PAYMENT PERIOD 15-JUL-01 TO 16-AUG-01					

VI F540489
JOHN S AND JAMES L KNIGHT FDN
INTERMEDIATE GOVT CORPORATE

TRANSACTION REPORT
FOR THE PERIOD 01 JANUARY 2001 THROUGH 31 DECEMBER 2001

RUN DATE 19-FEB-02
PAGE 47
M25701

TRAN CODE	EFFECTIVE/ CONTRACTUAL/ SETTLEMENT DATE	SECURITY DESCRIPTION (LOCAL CURR/SETTLE CURR)	SHARES PAR VALUE	TRADE DATE BASE AMOUNT	INVESTMENT BASE COST	REALIZED GAIN/LOSS IN BASE CURRENCY
	30-NOV-01	U S TREASURY NOTES	3,080,000.000-	3,457,420.31	3,447,610.54-	9,809.77
	03-DEC-01	07 000% 07/15/2006 DD 07/15/96				
	PAYMENT PERIOD 15-JUL-01 TO 02-DEC-01					
	02-MAR-01	U S TREASURY NOTES	1,900,000 000-	2,049,328 13	1,883,011 72-	166,316.41
	07-MAR-01	06 500% 10/15/2006 DD 10/15/96				
	PAYMENT PERIOD 15-OCT-00 TO 06-MAR-01					
	02-MAR-01	U S TREASURY NTS (MRC ESCROW)	1,580,000.000-	1,604,414 06	1,581,328.13-	23,085.93
	07-MAR-01	06 250% 02/15/2007 DD 02/15/97				
	PAYMENT PERIOD 15-FEB-01 TO 06-MAR-01					
	02-MAR-01	U S TREASURY NOTES	550,000.000-	599,070 31	554,613 28-	44,457 03
	07-MAR-01	06 625% 05/15/2007 DD 05/15/97				
	PAYMENT PERIOD 15-NOV-00 TO 06-MAR-01					
	08-FEB-01	U S TREASURY NOTES	1,900,000 000-	1,939,632.81	1,974,367 19-	34,734.38-
	13-FEB-01	06 500% 05/31/2002 DD 06/02/97				
	PAYMENT PERIOD 30-NOV-00 TO 12-FEB-01					
	31-MAY-01	U S TREASURY NOTES	600,000.000-	615,445.31	623,484 37-	8,039.06-
	05-JUN-01	06 500% 05/31/2002 DD 06/02/97				
	PAYMENT PERIOD 31-MAY-01 TO 04-JUN-01					
	02-MAR-01	U S TREASURY NOTES	700,000.000-	714,628 91	703,328.13-	11,300.78
	07-MAR-01	06 250% 06/30/2002 DD 06/30/97				
	PAYMENT PERIOD 31-DEC-00 TO 06-MAR-01					
	07-FEB-01	U S TREASURY NOTES	550,000 000-	581,431 64	577,046 87-	4,384 77
	12-FEB-01	06 125% 08/15/2007 DD 08/15/97				
	PAYMENT PERIOD 15-AUG-00 TO 11-FEB-01					
	02-MAR-01	U S TREASURY NOTES	1,450,000 000-	1,543,117.19	1,468,453 13-	74,664 06
	07-MAR-01	06 125% 08/15/2007 DD 08/15/97				
	PAYMENT PERIOD 15-FEB-01 TO 06-MAR-01					



Mellon Bank, N.A

KNT F540489
JOHN S AND JAMES L KNIGHT FDM
INTERMEDIATE GOVT CORPORATE

TRANSACTION REPORT
FOR THE PERIOD 01 JANUARY 2001 THROUGH 31 DECEMBER 2001

RUN DATE 19-FEB-02
PAGE 44
M25701

TRAN CODE	EFFECTIVE/ CONTRACTUAL/ SETTLEMENT DATE	SECURITY DESCRIPTION (LOCAL CURR/SETTLE CURR)	SHARES PAR VALUE	TRADE DATE BASE AMOUNT	INVESTMENT BASE COST	REALIZED GAIN/LOSS IN BASE CURRENCY
S	02-MAR-01 07-MAR-01	U S TREASURY NOTES 05 875% 09/30/2002 DD 09/30/97	1,700,000.000-	1,732,671.88	1,693,093.75-	39,578.13
	PAYMENT PERIOD 30-SEP-00 TO 06-MAR-01					
S	31-OCT-01 05-NOV-01	U S TREASURY NOTES 05 750% 10/31/2002 DD 10/31/97	350,000.000-	362,523.43	349,890.62-	12,632.81
	PAYMENT PERIOD 31-OCT-01 TO 04-NOV-01					
S	30-NOV-01 03-DEC-01	U S TREASURY NOTES 05 500% 02/15/2008 DD 02/15/98	2,500,000.000-	2,650,195.31	2,581,250.00-	68,945.31
	PAYMENT PERIOD 15-AUG-01 TO 02-DEC-01					
S	12-JAN-01 18-JAN-01	U S TREASURY NOTES 05 625% 05/15/2008 DD 05/15/98	600,000.000-	614,062.50	605,506.26-	8,556.24
	PAYMENT PERIOD 15-NOV-00 TO 17-JAN-01					
S	25-JAN-01 30-JAN-01	U S TREASURY NOTES 05 625% 05/15/2008 DD 05/15/98	100,000.000-	102,292.97	100,906.25-	1,386.72
	PAYMENT PERIOD 15-NOV-00 TO 29-JAN-01					
S	05-JAN-01 10-JAN-01	U S TREASURY NOTES 04 750% 11/15/2008 DD 11/15/98	100,000.000-	98,570.31	87,875.00-	10,695.31
	PAYMENT PERIOD 15-NOV-00 TO 09-JAN-01					
S	07-JUN-01 12-JUN-01	U S TREASURY NOTES 05 750% 08/15/2010 DD 08/15/00	200,000.000-	208,246.88	294,962.50-	6,715.62-
	PAYMENT PERIOD 15-FEB-01 TO 11-JUN-01					
S	09-AUG-01 14-AUG-01 30-AUG-01	U S TREASURY NOTES 05 750% 08/15/2010 DD 08/15/00	200,000.000-	209,500.00	210,687.50-	1,187.50-
	PAYMENT PERIOD 15-FEB-01 TO 13-AUG-01					

KNI F540489
JOHN S AND JAMES L KNIGHT FDM
INTERMEDIATE GOVT CORPORATE

TRANSACTION REPORT
FOR THE PERIOD 01 JANUARY 2001 THROUGH 31 DECEMBER 2001

RUN DATE: 19-FEB-02
PAGE: 49
M25701

TRAN CODE	EFFECTIVE/ CONTRACTUAL/ SETTLEMENT DATE	SECURITY DESCRIPTION (LOCAL CURR/SETTLE CURR)	SHARES PAR VALUE	TRADE DATE BASE AMOUNT	INVESTMENT BASE COST	REALIZED GAIN/LOSS IN BASE CURRENCY
S	10-AUG-01 15-AUG-01	U S TREASURY NOTES 05.750% 08/15/2010 DD 08/15/00	200,000.000-	209,617.19	210,687.50-	1,070.31-
S	05-SEP-01 10-SEP-01	U S TREASURY NOTES 05.750% 08/15/2010 DD 08/15/00	150,000.000-	157,658.20	158,015.62-	357.42-
	PAYMENT PERIOD 15-AUG-01 TO 09-SEP-01					
S	10-SEP-01 13-SEP-01	U S TREASURY NOTES 05 750% 08/15/2010 DD 08/15/00	350,000.000-	371,396.48	368,705.13-	2,693.35
	PAYMENT PERIOD 15-AUG-01 TO 12-SEP-01					
S	15-NOV-01 20-NOV-01	UNITED STATES TREASURY NOTES 05.000% 08/15/2011 DD 08/15/01	400,000.000-	412,343.75	406,828.13-	5,515.62
	PAYMENT PERIOD 15-AUG-01 TO 19-NOV-01					
S	16-NOV-01 21-NOV-01	UNITED STATES TREASURY NOTES 05 000% 08/15/2011 DD 08/15/01	160,000.000-	163,450.00	163,140.04-	309.96
	PAYMENT PERIOD 15-AUG-01 TO 20-NOV-01					
S	16-NOV-01 21-NOV-01	UNITED STATES TREASURY NOTES 05 000% 08/15/2011 DD 08/15/01	350,000.000-	355,933.59	355,974.61-	41.02-
	PAYMENT PERIOD 15-AUG-01 TO 20-NOV-01					
S	30-NOV-01 03-DEC-01	UNITED STATES TREASURY NOTES 05.000% 08/15/2011 DD 08/15/01	505,000.000-	514,547.66	513,620.51-	927.15
	PAYMENT PERIOD 15-AUG-01 TO 02-DEC-01					
S	30-AUG-01 05-SEP-01	VIRGINIA ELEC & PWR CO SER F 6 000% 08/01/2002 DD 08/18/95	200,000.000-	203,484.00	178,730.00-	24,754.00
	PAYMENT PERIOD 01-AUG-01 TO 04-SEP-01					
S	09-MAR-01 14-MAR-01	VODAFONE AIRTOUCH PLC NY 7.750% 02/15/2010 DD 08/15/00	135,000.000-	145,339.65	134,788.75-	8,550.90
	PAYMENT PERIOD 15-FEB-01 TO 13-MAR-01					



Mellon Bank, N.A

KNI F540489
JOHN S AND JAMES L KNIGHT FDM
INTERMEDIATE GOVT CORPORATE

TRANSACTION REPORT
FOR THE PERIOD 01 JANUARY 2001 THROUGH 31 DECEMBER 2001

RUN DATE 19-FEB-02
PAGE 50
M2570I

TRAN CODE	EFFECTIVE/ CONTRACTUAL/ SETTLEMENT DATE	SECURITY DESCRIPTION (LOCAL CURR/SETTLE CURR)	SHARES PAR VALUE	TRADE DATE BASE AMOUNT	INVESTMENT BASE COST	REALIZED GAIN/LOSS IN BASE CURRENCY
S	09-MAR-01	WASHINGTON MUN INC SUB NT	200,000 000-	220,070 00	203,454 00-	16,616 00
	14-MAR-01	8.250% 04/01/2010 DD 04/04/00				--
	PAYMENT PERIOD 01-OCT-00 TO 13-MAR-01					
S	09-MAR-01	WORLD COM INC GA NTS	250,000 000-	243,875 00	251,268.50-	7,393 50-
	14-MAR-01	6.400% 08/15/2005 DD 08/11/98				
	PAYMENT PERIOD 15-FEB-01 TO 13-MAR-01					
TOTAL						
FIXED INCOME SECURITIES						
TRADED - SETTLED CURRENT PERIOD						
U.S. DOLLAR			54,610,712 75		54,277,799 74-	332,913 01
TRADED - PENDING SETTLEMENT						
U.S. DOLLAR			0 00		0.00	0.00
SETTLED - TRADED PRIOR PERIOD						
U.S. DOLLAR			0.00		0.00	

KNI F540489
JOHN S AND JAMES L KNIGHT FDM
INTERMEDIATE GOVT CORPORATE

TRANSACTION REPORT
FOR THE PERIOD 01 JANUARY 2001 THROUGH 31 DECEMBER 2001

RUN DATE 19-FEB-02
PAGE 51
M2570I

TRAN CODE	EFFECTIVE/ CONTRACTUAL/ SETTLEMENT DATE	SECURITY DESCRIPTION (LOCAL CURR/SETTLE CURR)	SHARES PAR VALUE	TRADE DATE BASE AMOUNT	INVESTMENT BASE COST	REALIZED GAIN/LOSS IN BASE CURRENCY
TOTAL SALES						
TRADED - SETTLED CURRENT PERIOD						
U.S. DOLLAR			67,926,688 47		67,593,775.46-	332,913.01
TRADED - PENDING SETTLEMENT						
U.S. DOLLAR			0.00		0.00	0.00
SETTLED - TRADED PRIOR PERIOD						
U.S. DOLLAR			0.00		0.00	



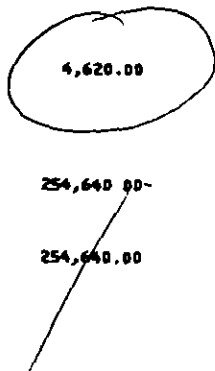
Mellon Bank, N.A

KNI F540489
JOHN S AND JAMES L KNIGHT FDN
INTERMEDIATE GOVT CORPORATE

TRANSACTION REPORT
FOR THE PERIOD 01 JANUARY 2001 THROUGH 31 DECEMBER 2001

RUN DATE 19-FEB-0
PAGE 5
M25701

TRAN CODE	EFFECTIVE/ CONTRACTUAL/ SETTLEMENT DATE	SECURITY DESCRIPTION (LOCAL CURR/SETTLE CURR)	SHARES PAR VALUE	TRADE DATE BASE AMOUNT	INVESTMENT BASE COST	REALIZED GAIN/LOSS IN BASE CURRENCY
<u>CORPORATE ACTIONS</u>						
<u>U.S. DOLLAR</u>						
CAL	23-APR-01	1,200,000.000- FEDERAL NATL HTG ASSN DEBS 5.875% 04/23/2004 DD 04/23/99		1,200,000 00	1,195,380.00-	4,620.00
CAL	20-APR-01	1,500,000.000- FEDERAL NATL HTG ASSN MTN 6.000% 12/15/2005 DD 12/15/98		1,500,000 00	1,500,000 00-	
SW	13-APR-01	250,000.000- QWEST CAP FDC INC STD MT 144A 7.900% 08/15/2010 DD 08/21/00 DELIVER SHARES FOR 74913EAE0		0.00	254,640.00-	254,640 00-
SD	13-APR-01	250,000.000 QWEST CAP FDC INC STD MT 7.900% 08/15/2010 DD 02/15/01 RECEIVE SHARES FOR 74913EAD2		0.00	254,640 00	254,640.00



KNI F540489
JOHN S AND JAMES L KNIGHT FDN
INTERMEDIATE GOVT CORPORATE

TRANSACTION REPORT
FOR THE PERIOD 01 JANUARY 2001 THROUGH 31 DECEMBER 2001

RUN DATE 19-FEB-0
PAGE 5
M25701

TRAN CODE	EFFECTIVE/ CONTRACTUAL/ SETTLEMENT DATE	SECURITY DESCRIPTION (LOCAL CURR/SETTLE CURR)	SHARES PAR VALUE	TRADE DATE BASE AMOUNT	INVESTMENT BASE COST	REALIZED GAIN/LOSS IN BASE CURRENCY
<u>TOTAL CORPORATE ACTIONS</u>						
<u>U.S. DOLLAR</u>						
				2,700,000.00	2,695,380.00-	4,620.00
<u>TOTAL ACTIVITY OF U.S. DOLLAR</u>						
				3,406,802.90-	78,178,745.22-	337,533.01
<u>GRAND TOTAL ACTIVITY (BASE VALUE)</u>						
				3,406,802.90-	78,178,745.22-	337,533.01





Mellon Bank, N A

KNI F540489
JOHN S AND JAMES L KNIGHT FDN
INTERMEDIATE GOVT CORPORATE

FOREIGN EXCHANGE CONTRACT TRANSACTIONS
FOR THE PERIOD 01 JANUARY 2001 THROUGH 31 DECEMBER 2001

RUN DATE: 19-FEB-02
PAGE 1
M2540I

TRAN CODE	UNITS	CONTRACT DESCRIPTION	TRADE DATE/ CONTRACT SETTLE DATE	ACTUAL PAY/REC SETTLE DATE	BASE COST	CURRENCY COST IN BASE	CURRENCY GAIN/LOSS	SETTLEMENT GAIN/LOSS
-----------	-------	----------------------	--	----------------------------------	-----------	--------------------------	-----------------------	-------------------------

* INDICATES PENDING SETTLEMENT

*** NO ACTIVITY FOR THIS PERIOD ***

KNI F540489
JOHN S AND JAMES L KNIGHT FDN
INTERMEDIATE GOVT CORPORATE

INTEREST EARNED
FOR THE PERIOD 01 JANUARY 2001 THROUGH 31 DECEMBER 2001

RUN DATE: 19-FEB-02
PAGE 1
M2520I

SECURITY DESCRIPTION	TRAN CODE	TRANSACTION DESCRIPTION	PAYMENT/ EFFECTIVE DATE	TRADE DATE BASE VALUE OF AMOUNT RECEIVED	SETTLE DATE BASE VALUE OF AMOUNT RECEIVED
* INDICATES PENDING SETTLEMENT					
U.S. DOLLAR					
ADN AMRO BK MV CHICAGO SUB MT 7 250Z 05/31/2005 DD 05/31/95 PAYMENT PERIOD 30-NOV-00 TO 29-MAY-01	IT	INTEREST RECEIVED	31-MAY-01	12,687.50	12,687.50
	IT	INTEREST RECEIVED	30-NOV-01	12,687.50	12,687.50
AT&T CORP MT 7 000Z 05/15/2005 DD 05/15/95 PAYMENT PERIOD 15-NOV-00 TO 14-MAY-01	IT	INTEREST RECEIVED	15-MAY-01	5,250.00	5,250.00
	IT	INTEREST RECEIVED	15-NOV-01	5,250.00	5,250.00
AT&T CORPS BONDS 5 625Z 03/15/2004 DD 03/26/99 PAYMENT PERIOD 15-SEP-00 TO 14-MAR-01	IT	INTEREST RECEIVED	15-MAR-01	9,843.75	9,843.75
	IT	INTEREST RECEIVED	17-SEP-01	9,843.75	9,843.75
ABBOTT LABS MT 5 625X 07/01/2006 DD 07/05/01 PAYMENT PERIOD 05-JUL-01 TO 13-AUG-01	IB	INTEREST BOUGHT	09-AUG-01	1,828.15-	1,828.13-
ALCOA INC MT 7 375X 08/01/2010 DD 07/20/00 PAYMENT PERIOD 01-AUG-00 TO 31-JAN-01	IT	INTEREST RECEIVED	01-FEB-01	7,825.69	7,825.69



Mellon Bank, N.A

KNI F541011
JOHN S AND JAMES L KNIGHT FDN
BONHAM TECHNOLOGY OFF FD

TRANSACTION REPORT
FOR THE PERIOD 01 JANUARY 2001 THROUGH 31 DECEMBER 2001

RUN DATE 19-FEB-02
PAGE 2
H25701

TRAN CODE	EFFECTIVE/ CONTRACTUAL/ SETTLEMENT DATE	SECURITY DESCRIPTION (LOCAL CURR/SETTLE CURR)	SHARES PAR VALUE	TRADE DATE BASE AMOUNT	INVESTMENT BASE COST	REALIZED GAIN/LOSS IN BASE CURRENCY
SALES						
(M INDICATES PENDING SETTLEMENT)						
EQUITY						
U.S. DOLLAR						
S	30-MAR-01 30-MAR-01	SPINNAKER TECH OFFSHORE FDCLA SER 1	25,540.680-	10,000,000.00	4,438,713.87-	5,561,286.13
S	18-JUL-01 19-JUL-01 16-JUL-01	SPINNAKER TECH OFFSHORE FDCLA SER 1	115,535.855-	41,023,000.00	15,233,266.85-	25,789,733.15
S	23-AUG-01 23-AUG-01 24-AUG-01	SPINNAKER TECH OFFSHORE FDCLA SER 1	12,837.315-	4,541,123.46	1,547,007.11-	2,994,116.35
TOTAL EQUITY						
TRADED - SETTLED CURRENT PERIOD						
U S DOLLAR						
				55,564,123.46	21,218,987.83-	34,345,135.63
TRADED - PENDING SETTLEMENT						
U S DOLLAR						
				0.00	0.00	0.00
SETTLED - TRADED PRIOR PERIOD						
U.S DOLLAR						
				0.00	0.00	

KNI F541011
JOHN S AND JAMES L KNIGHT FDN
BONHAM TECHNOLOGY OFF FD

TRANSACTION REPORT
FOR THE PERIOD 01 JANUARY 2001 THROUGH 31 DECEMBER 2001

RUN DATE 19-FEB-02
PAGE 3
H25701

TRAN CODE	EFFECTIVE/ CONTRACTUAL/ SETTLEMENT DATE	SECURITY DESCRIPTION (LOCAL CURR/SETTLE CURR)	SHARES PAR VALUE	TRADE DATE BASE AMOUNT	INVESTMENT BASE COST	REALIZED GAIN/LOSS IN BASE CURRENCY
TOTAL SALES						
TRADED - SETTLED CURRENT PERIOD						
U.S. DOLLAR						
				55,564,123.46	21,218,987.83-	34,345,135.63
TRADED - PENDING SETTLEMENT						
U.S. DOLLAR						
				0.00	0.00	0.00
SETTLED - TRADED PRIOR PERIOD						
U.S DOLLAR						
				0.00	0.00	



Mellon TrustSM

Mellon Bank, N.A

KN1 F541011
JOHN S AND JAMES L KNIGHT FDM
BONMAN TECHNOLOGY OFF FD

STATEMENT OF CHANGE IN NET ASSETS AVAILABLE FOR BENEFITS
31 DECEMBER 2001

RUN DATE 19-FEB-02
PAGE 1
M25701

	YEAR TO DATE	
	01-JAN-01	31-DEC-01
NET ASSETS - BEGINNING OF PERIOD	\$	70,652,491.66
RECEIPTS:		
INVESTMENT INCOME		
INTEREST	\$	24,549.31
REALIZED GAIN/LOSS		34,345,135.63
UNREALIZED GAIN/LOSS-INVESTMENT		49,433,503.83
TOTAL RECEIPTS		15,063,818.89
DISBURSEMENTS:		
TRANSFERS OUT		
CASH		55,588,672.77
TOTAL DISBURSEMENTS		55,588,672.77
NET ASSETS - END OF PERIOD	\$	0.00

KN1 F541011
JOHN S AND JAMES L KNIGHT FDM
BONMAN TECHNOLOGY OFF FD

TRANSACTION REPORT
FOR THE PERIOD 01 JANUARY 2001 THROUGH 31 DECEMBER 2001

RUN DATE 19-FEB-02
PAGE 1
M25701

TRAN CODE	EFFECTIVE/ CONTRACTUAL/ SETTLEMENT DATE	SECURITY DESCRIPTION (LOCAL CURR/SETTLE CURR)	SHARES PAR VALUE	TRADE DATE BASE AMOUNT	INVESTMENT BASE COST	REALIZED GAIN/LOSS IN BASE CURRENCY
RECEIPTS AND DISBURSEMENT TRANSACTIONS						
CASH TRANSFERRED OUT						
U.S. DOLLAR						
CW	30-MAR-01	TRANSFER TO KNIF5404352 PER STANDING INSTRUCTIONS		10,000,000.00-	0.00	
CW	10-JUL-01	TRANSFER TO KNIF5404352 PER STANDING INSTRUCTIONS		41,023,000.00-	0.00	
CW	23-AUG-01	TRANSFER TO KNIF5404352 PER STANDING INSTRUCTIONS		4,565,672.77-	0.00	
TOTAL CASH TRANSFERRED OUT				55,588,672.77-	0.00	0.00
TOTAL RECEIPTS AND DISBURSEMENT TRANSACTIONS U S DOLLAR				55,588,672.77-	0.00	0.00



Mellon TrustSM

Mellon Bank, N.A

STATEMENT OF CHANGE IN NET ASSETS AVAILABLE FOR BENEFITS 31 DECEMBER 2001

RUN DATE: 19-FEB-01
PAGE:
NC100

KN1 F541013
JOHN S AND JAMES L KNIGHT FDN
SOUNDSHORE INVESTORS LTD LP

	01-JAN-01	YEAR TO DATE	31-DEC-01
NET ASSETS - BEGINNING OF PERIOD			\$ 37,317,590.08
RECEIPTS:			
INVESTMENT INCOME			
REALIZED GAIN/LOSS			
UNREALIZED GAIN/LOSS-INVESTMENT	\$ 16,135,155.46	PTP SLE	
			12,317,590.08-
TOTAL RECEIPTS			3,817,565.38
			3,817,565.38
DISBURSEMENTS			
TRANSFERS OUT			
CASH	41,135,155.46		
TOTAL DISBURSEMENTS			41,135,155.46
			41,135,155.46
NET ASSETS - END OF PERIOD			\$ 0.00

KN1 F541013
JOHN S AND JAMES L KNIGHT FDN
SOUNDSHORE INVESTORS LTD LP

TRANSACTION REPORT FOR THE PERIOD 01 JANUARY 2001 THROUGH 31 DECEMBER 2001

RUN DATE: 19-FEB-01
PAGE:
M25701

TRAN CODE	EFFECTIVE/ CONTRACTUAL/ SETTLEMENT RATE	SECURITY DESCRIPTION (LOCAL CURR/SETTLE CURR)	SHARES PAR VALUE	TRADE DATE BASE AMOUNT	INVESTMENT BASE COST	REALIZED GAIN/LOSS IN BASE CURRENCY
RECEIPTS AND DISBURSEMENT TRANSACTIONS						
CASH TRANSFERRED OUT						
U.S. DOLLAR						
CW	06-JUL-01	TRANSFER TO KNIF540455Z PER STANDING INSTRUCTIONS		38,826,000.00-	0.00	
CW	20-JUL-01	TRANSFER TO CASH ACCOUNT PER STANDING INSTRUCTION		2,309,155.46-	0.00	
		TOTAL CASH TRANSFERRED OUT		41,135,155.46-	0.00	0.00
		TOTAL RECEIPTS AND DISBURSEMENT TRANSACTIONS U.S. DOLLAR		41,135,155.46-	0.00	0.00



Mellon Bank, N.A

KNI F541013
JOHN S AND JAMES L KNIGHT FDN
SOUNDSHORE INVESTORS LTD LP

TRANSACTION REPORT
FOR THE PERIOD 01 JANUARY 2001 THROUGH 31 DECEMBER 2001

RUN DATE 19-FEB-02
PAGE 2
M25701

TRAN CODE	EFFECTIVE/ CONTRACTUAL/ SETTLEMENT DATE	SECURITY DESCRIPTION (LOCAL CURR/SETTLE CURR)	SHARES PAR VALUE	TRADE DATE BASE AMOUNT	INVESTMENT BASE COST	REALIZED GAIN/LOSS IN BASE CURRENCY
SALES (* INDICATES PENDING SETTLEMENT)						
VENTURE CAPITAL						
U.S. DOLLAR						
S	06-JUL-01 06-JUL-01 18-JUL-01	SOUNDSHORE INVESTORS LTD L P	25,258 627-	38,826,000 00	23,757,753 28-	15,068,246.72
S	20-JUL-01 20-JUL-01 30-JUL-01	SOUNDSHORE INVESTORS LTD L P	1,502.243-	2,309,155 46	1,242,246 72-	1,066,908.74
TOTAL						
VENTURE CAPITAL						
TRADED - SETTLED CURRENT PERIOD						
U.S. DOLLAR						
				41,135,155 46	25,000,000.00-	16,135,155.46
TRADED - PENDING SETTLEMENT						
U.S. DOLLAR						
				0 00	0 00	0.00
SETTLED - TRADED PRIOR PERIOD						
U.S. DOLLAR						
				0 00	0 00	

KNI F541013
JOHN S AND JAMES L KNIGHT FDN
SOUNDSHORE INVESTORS LTD LP

TRANSACTION REPORT
FOR THE PERIOD 01 JANUARY 2001 THROUGH 31 DECEMBER 2001

RUN DATE 19-FEB-02
PAGE 3
M25701

TRAN CODE	EFFECTIVE/ CONTRACTUAL/ SETTLEMENT DATE	SECURITY DESCRIPTION (LOCAL CURR/SETTLE CURR)	SHARES PAR VALUE	TRADE DATE BASE AMOUNT	INVESTMENT BASE COST	REALIZED GAIN/LOSS IN BASE CURRENCY
TOTAL						
SALES						
TRADED - SETTLED CURRENT PERIOD						
U.S. DOLLAR						
				41,135,155 46	25,000,000.00-	16,135,155.46
TRADED - PENDING SETTLEMENT						
U.S. DOLLAR						
				0 00	0.00	0.00
SETTLED - TRADED PRIOR PERIOD						
U.S. DOLLAR						
				0.00	0.00	



Mellon Bank, N.A

KMI F541018
JOHN S AND JAMES L KNIGHT FDN
WARBURG PINCUS MANAGED

TRANSACTION REPORT
FOR THE PERIOD 01 JANUARY 2001 THROUGH 31 DECEMBER 2001

RUN DATE: 19-FEB-02
PAGE: 40
M25701

TRAN CODE	EFFECTIVE/ CONTRACTUAL/ SETTLEMENT DATE	SECURITY DESCRIPTION (LOCAL CURR/SETTLE CURR)	SHARES PAR VALUE	TRADE DATE BASE AMOUNT	INVESTMENT BASE COST	REALIZED GAIN/LOSS IN BASE CURRENCY
S	02-JUL-01 02-JUL-01	KNIGHT FOUNDATION PROPRIETARY VAR RT 12/31/2099DD 08/23/94	233,527.040-	233,527 04	233,527.04-	
S	11-JUL-01 11-JUL-01	KNIGHT FOUNDATION PROPRIETARY VAR RT 12/31/2099DD 08/23/94	164,920.020-	164,920.02	164,920.02-	
S	12-JUL-01 12-JUL-01	KNIGHT FOUNDATION PROPRIETARY VAR RT 12/31/2099DD 08/23/94	25,403.560-	25,403.56	25,403.56-	
S	16-JUL-01 16-JUL-01	KNIGHT FOUNDATION PROPRIETARY VAR RT 12/31/2099DD 08/23/94	378,926.000-	378,926 00	378,926.00-	
S	17-JUL-01 17-JUL-01	KNIGHT FOUNDATION PROPRIETARY VAR RT 12/31/2099DD 08/23/94	144,361.520-	144,361.52	144,361.52-	
S	25-JUL-01 25-JUL-01	KNIGHT FOUNDATION PROPRIETARY VAR RT 12/31/2099DD 08/23/94	613,033.590-	613,033.59	613,033.59-	
S	26-JUL-01 26-JUL-01	KNIGHT FOUNDATION PROPRIETARY VAR RT 12/31/2099DD 08/23/94	122,623.780-	122,623.78	122,623.78-	
S	30-JUL-01 30-JUL-01	KNIGHT FOUNDATION PROPRIETARY VAR RT 12/31/2099DD 08/23/94	11,725.000-	11,725.00	11,725.00-	
S	31-JUL-01 31-JUL-01	KNIGHT FOUNDATION PROPRIETARY VAR RT 12/31/2099DD 08/23/94	763,258.300-	763,258.30	763,258.30-	
S	13-AUG-01 13-AUG-01	KNIGHT FOUNDATION PROPRIETARY VAR RT 12/31/2099DD 08/23/94	37,997.810-	37,997 81	37,997.81-	
S	14-AUG-01 14-AUG-01	KNIGHT FOUNDATION PROPRIETARY VAR RT 12/31/2099DD 08/23/94	20,451.690-	20,451 69	20,451.69-	

KMI F541018
JOHN S AND JAMES L KNIGHT FDN
WARBURG PINCUS MANAGED

TRANSACTION REPORT
FOR THE PERIOD 01 JANUARY 2001 THROUGH 31 DECEMBER 2001

RUN DATE: 19-FEB-02
PAGE: 41
M25701

TRAN CODE	EFFECTIVE/ CONTRACTUAL/ SETTLEMENT DATE	SECURITY DESCRIPTION (LOCAL CURR/SETTLE CURR)	SHARES PAR VALUE	TRADE DATE BASE AMOUNT	INVESTMENT BASE COST	REALIZED GAIN/LOSS IN BASE CURRENCY
S	20-AUG-01 20-AUG-01	KNIGHT FOUNDATION PROPRIETARY VAR RT 12/31/2099DD 08/23/94	21,127.880-	21,127.88	21,127.88-	
S	21-AUG-01 21-AUG-01	KNIGHT FOUNDATION PROPRIETARY VAR RT 12/31/2099DD 08/23/94	10,033.200-	10,033.20	10,033.20-	
S	22-AUG-01 22-AUG-01	KNIGHT FOUNDATION PROPRIETARY VAR RT 12/31/2099DD 08/23/94	14,595.080-	14,595.08	14,595.08-	
S	23-AUG-01 23-AUG-01	KNIGHT FOUNDATION PROPRIETARY VAR RT 12/31/2099DD 08/23/94	1,700.690-	1,700.69	1,700.69-	
S	30-AUG-01 30-AUG-01	KNIGHT FOUNDATION PROPRIETARY VAR RT 12/31/2099DD 08/23/94	1,098,641.340-	1,098,641.34	1,098,641.34-	
S	27-JUN-01 27-JUN-01	BSDT-LATE MONEY DEPOSIT ACCT	19,698.000-	19,698.00	19,698.00-	
S	25-AUG-01 25-AUG-01	BSDT-LATE MONEY DEPOSIT ACCT	7,463.750-	7,463.75	7,463.75-	



Mellon Bank, N A

KNI F541018
JOHN S AND JAMES L KNIGHT FOM
WARBURG PINCUS MANAGED

TRANSACTION REPORT
FOR THE PERIOD 01 JANUARY 2001 THROUGH 31 DECEMBER 2001

RUN DATE 19-FEB-02
PAGE 42
H25701

TRAN CODE	EFFECTIVE/ CONTRACTUAL/ SETTLEMENT DATE	SECURITY DESCRIPTION (LOCAL CURR/SETTLE CURR)	SHARES PAR VALUE	TRADE DATE BASE AMOUNT	INVESTMENT BASE COST	REALIZED GAIN/LOSS IN BASE CURRENCY
TOTAL						
CASH & CASH EQUIVALENTS						
	TRADED - SETTLED CURRENT PERIOD					
	U S	DOLLAR		11,650,015.63	11,650,015.63-	0.00
	TRADED - PENDING SETTLEMENT					
	U S	DOLLAR		0.00	0.00	0.00
	SETTLED - TRADED PRIOR PERIOD					
	U S	DOLLAR		0.00	0.00	
EQUITY						
U.S. DOLLAR						
S	29-MAR-01 03-APR-01	APW LTD SHS	10,500 000-	88,923.61	410,370.72-	321,447.11-
S	28-AUG-01 28-AUG-01	FOSTER WHEELER LTD SHS	52,200 000-	356,524.08	457,660.86-	101,134.86-
S	19-APR-01 24-APR-01	RENAISSANCERE HOLDINGS LTD	400.000-	28,336.61	28,880.00-	543.39-
S	24-APR-01 27-APR-01	RENAISSANCERE HOLDINGS LTD	6,800 000-	435,363.63	490,960.00-	55,596.37-
S	27-JUN-01 02-JUL-01	WILLIS GROUP HOLDINGS LTD SHS	2,700 000-	46,683.59	36,450.00-	10,233.59
S	24-JUL-01 27-JUL-01	TARO PHARMACEUTICALS INDUS	4,800 000-	439,670.14	148,288.32-	291,381.82

KNI F541018
JOHN S AND JAMES L KNIGHT FOM
WARBURG PINCUS MANAGED

TRANSACTION REPORT
FOR THE PERIOD 01 JANUARY 2001 THROUGH 31 DECEMBER 2001

RUN DATE 19-FEB-02
PAGE 43
H25701

TRAN CODE	EFFECTIVE/ CONTRACTUAL/ SETTLEMENT DATE	SECURITY DESCRIPTION (LOCAL CURR/SETTLE CURR)	SHARES PAR VALUE	TRADE DATE BASE AMOUNT	INVESTMENT BASE COST	REALIZED GAIN/LOSS IN BASE CURRENCY
S	03-JAN-01 08-JAN-01	ACT MFG INC COM	10,100.000-	109,932.81	324,566.23-	214,633.42-
S	02-APR-01 05-APR-01	ACXION CORP COM	4,800 000-	60,158.79	142,484.85-	82,326.06-
S	02-APR-01 05-APR-01	ACXION CORP COM	4,200 000-	46,905.29	112,992.00-	66,086.71-
S	03-APR-01 06-APR-01	ACXION CORP COM	8,800.000-	107,263.14	214,718.00-	107,454.86-
S	28-JUN-01 03-JUL-01	ADVANCE PCS COM	900.000-	57,706.07	47,595.15-	10,110.92
S	28-AUG-01 28-AUG-01	ADVANCE PCS COM	6,680.000-	482,922.00	242,026.93-	240,895.07
S	08-AUG-01 13-AUG-01	AGILE SOFTWARE CORP DEL COM	13,300.000-	158,545.34	288,467.62-	49,922.28-
S	28-AUG-01 28-AUG-01	AIRBORNE INC COM	30,600.000-	413,486.00	329,765.62-	83,640.38
S	28-AUG-01 28-AUG-01	ALKERMES INC COM	8,900.000-	251,870.00	316,336.74-	64,466.74-
S	09-MAR-01 14-MAR-01	ANBAC FINANCIAL GROUP INC	700.000-	42,530.58	22,982.17-	19,548.41
S	13-MAR-01 16-MAR-01	ANBAC FINANCIAL GROUP INC	400.000-	23,535.21	13,132.66-	10,402.55



Mellon Bank, N.A

KNI F541018
JOHN S AND JAMES L KNIGHT FDN
WARBURG PINCUS MANAGED

TRANSACTION REPORT
FOR THE PERIOD 01 JANUARY 2001 THROUGH 31 DECEMBER 2001

RUN DATE 19-FEB-0
PAGE 4
H25701

TRAN CODE	EFFECTIVE/ CONTRACTUAL/ SETTLEMENT DATE	SECURITY DESCRIPTION (LOCAL CURR/SETTLE CURR)	SHARES PAR VALUE	TRADE DATE BASE AMOUNT	INVESTMENT BASE COST	REALIZED GAIN/LOSS IN BASE CURRENCY
S	06-APR-01 11-APR-01	AMBAC FINANCIAL GROUP INC	2,200,000-	132,963 56	60,592.17-	72,371 39
S	28-AUG-01 28-AUG-01	AMBAC FINANCIAL GROUP INC	9,000 000-	540,990 00	245,610.00-	295,380.00
S	09-MAR-01 14-MAR-01	AMERISOURCE HEALTH CORP CL A COM	1,300 000-	69,664 67	41,609 62-	28,055 05
S	06-JUN-01 11-JUN-01	AMERISOURCE HEALTH CORP CL A COM	700 000-	39,788 63	22,405.18-	17,383 45
S	28-JUN-01 03-JUL-01	AMERISOURCE HEALTH CORP CL A COM	900.000-	52,207.25	28,806.66-	23,400 59
S	30-AUG-01 30-AUG-01	AMERISOURCEBERGEN CORP COM	7,700.000-	500,500 00	243,683.10-	256,816 90
S	23-APR-01 26-APR-01	ASYST TECHNOLOGIES INC	18,100 000-	297,192.09	246,355 28-	50,836 81
S	12-MAR-01 15-MAR-01	ATLAS AIR WORLDWIDE HLDGS INC	13,400 000-	422,475.83	307,541.61-	114,934.22
S	29-JUN-01 05-JUL-01	AVANT CORP COM	7,400.000-	96,196.79	147,450.92-	51,254 13-
S	27-JUL-01 01-AUG-01	BARNES & NOBLE INC COM	11,700.000-	434,025 08	285,766.69-	148,258 39
S	09-MAR-01 14-MAR-01	BEDFORD PPTY INVS COM PAR00.02	16,400.000-	331,329 60	317,298.36-	14,031 24

KNI F541018
JOHN S AND JAMES L KNIGHT FDN
WARBURG PINCUS MANAGED

TRANSACTION REPORT
FOR THE PERIOD 01 JANUARY 2001 THROUGH 31 DECEMBER 2001

RUN DATE: 19-FEB-0
PAGE: 4
H25701

TRAN CODE	EFFECTIVE/ CONTRACTUAL/ SETTLEMENT DATE	SECURITY DESCRIPTION (LOCAL CURR/SETTLE CURR)	SHARES PAR VALUE	TRADE DATE BASE AMOUNT	INVESTMENT BASE COST	REALIZED GAIN/LOSS IN BASE CURRENCY
S	23-APR-01 26-APR-01	BIOVAIL CORP COM	7,300.000-	268,950.03	173,285.35-	95,664.68
S	24-APR-01 27-APR-01	BIOVAIL CORP COM	4,900 000-	175,503.31	112,125 13-	63,378.18
S	28-AUG-01 28-AUG-01	BORG WARNER INC COM	9,000.000-	453,690.00	405,193.87-	48,496.13
S	28-AUG-01 28-AUG-01	CABOT CORP COM	8,700 000-	341,562.00	314,267.20-	27,294.80
S	16-APR-01 19-APR-01	CABOT INDL TR COM SH BEN INT	25,400 000-	483,444.89	509,524.00-	26,079.11-
S	30-JAN-01 02-FEB-01	CAREMARK RX INC COM	6,400.000-	85,501.13	43,704.32-	41,796.81
S	24-APR-01 27-APR-01	CAREMARK RX INC COM	2,000 000-	26,179.12	13,657.60-	12,521.52
S	27-APR-01 02-MAY-01	CAREMARK RX INC COM	4,600.000-	67,801.73	31,412.48-	36,389.25
S	28-JUN-01 03-JUL-01	CAREMARK RX INC COM	3,600.000-	59,638.12	24,583.68-	35,054 44
S	29-JUN-01 05-JUL-01	CAREMARK RX INC COM	29,600 000-	504,355.28	197,862.16-	306,493.12
S	27-JUL-01 01-AUG-01	CITY NATL CORP COM	4,500.000-	209,198.01	166,340.51-	42,857 50



Mellon Bank, N.A

KNI F541018
JOHN S AND JAMES L KNIGHT FDN
HARBURG PINCUS MANAGED

TRANSACTION REPORT
FOR THE PERIOD 01 JANUARY 2001 THROUGH 31 DECEMBER 2001

RUN DATE: 19-FEB-02
PAGE: 46
M25701

TRAN CODE	EFFECTIVE/ CONTRACTUAL/ SETTLEMENT DATE	SECURITY DESCRIPTION (LOCAL CURR/SETTLE CURR)	SHARES PAR VALUE	TRADE DATE BASE AMOUNT	INVESTMENT BASE COST	REALIZED GAIN/LOSS IN BASE CURRENCY
S	28-AUG-01 28-AUG-01	CITY NATL CORP COM	10,100 000-	484,901 00	372,845.01-	112,055 99
S	30-MAY-01 04-JUN-01	COHERENT INC COM	200 000-	6,999 76	7,619 00-	619.24-
S	31-MAY-01 05-JUN-01	COHERENT INC COM	1,400 000-	48,880 77	53,333 00-	4,452.23-
S	01-JUN-01 06-JUN-01	COHERENT INC COM	200 000-	6,984.76	7,619.00-	634.24-
S	04-JUN-01 07-JUN-01	COHERENT INC COM	600 800-	20,864 78	22,857.00-	1,992.22-
S	05-JUN-01 08-JUN-01	COHERENT INC COM	600 800-	21,427 26	22,857 00-	1,429.74-
S	06-JUN-01 11-JUN-01	COHERENT INC COM	500 000-	19,038 71	19,047.50-	8.79-
S	07-JUN-01 12-JUN-01	COHERENT INC COM	200.000-	7,422 75	7,619 00-	196 25-
S	08-JUN-01 13-JUN-01	COHERENT INC COM	100.800-	3,700 37	3,809 50-	109.13-
S	11-JUN-01 14-JUN-01	COHERENT INC COM	100.000-	3,711 03	3,809 50-	98.47-
S	12-JUN-01 15-JUN-01	COHERENT INC COM	100.000-	3,699.87	3,809 50-	109 63-

KNI F541018
JOHN S AND JAMES L KNIGHT FDN
HARBURG PINCUS MANAGED

TRANSACTION REPORT
FOR THE PERIOD 01 JANUARY 2001 THROUGH 31 DECEMBER 2001

RUN DATE: 19-FEB-02
PAGE: 47
M25701

TRAN CODE	EFFECTIVE/ CONTRACTUAL/ SETTLEMENT DATE	SECURITY DESCRIPTION (LOCAL CURR/SETTLE CURR)	SHARES PAR VALUE	TRADE DATE BASE AMOUNT	INVESTMENT BASE COST	REALIZED GAIN/LOSS IN BASE CURRENCY
S	13-JUN-01 18-JUN-01	COHERENT INC COM	200 000-	7,430 11	7,619 00-	188.89-
S	28-JUN-01 03-JUL-01	COHERENT INC COM	200 000-	7,052 70	7,619 00-	566.30-
S	29-JUN-01 05-JUL-01	COHERENT INC COM	280.000-	7,101 34	7,619.00-	517.66-
S	02-JUL-01 06-JUL-01	COHERENT INC COM	400 000-	14,599 51	15,238.00-	638.49-
S	28-AUG-01 28-AUG-01	COMSCOPE INC COM	16,300 000-	375,715 00	346,194 15-	29,520.85
S	30-JAN-01 02-FEB-01	COMMUNITY HEALTH SYS INC NEW COM	5,200.000-	136,572 39	69,537.00-	67,035.39
S	28-JUN-01 03-JUL-01	COMMUNITY HEALTH SYS INC NEW COM	2,000 000-	58,288 05	26,745 00-	31,543.05
S	28-AUG-01 28-AUG-01	COMMUNITY HEALTH SYS INC NEW COM	13,700.000-	451,689 00	183,203 25-	268,485.75
S	10-MAY-01 15-MAY-01	CROSS TIMBERS OIL CO COM	14,000 000-	387,647.05	305,462 60-	82,184.45
S	28-JUN-01 03-JUL-01	CUBIST PHARMACEUTICALS INC	2,900 000-	98,828 70	86,614 80-	12,213.90
S	30-MAY-01 04-JUN-01	DSP GROUP INC COM	900 000-	16,221 95	44,775 00-	28,553.05-



Mellon Bank, N.A

KNI F541010
JOHN S AND JAMES L KNIGHT FDN
WARBURG PINCUS MANAGED

TRANSACTION REPORT
FOR THE PERIOD 01 JANUARY 2001 THROUGH 31 DECEMBER 2001

RUN DATE: 19-FEB-02
PAGE: 41
M25701

TRAN CODE	EFFECTIVE/ CONTRACTUAL/ SETTLEMENT DATE	SECURITY DESCRIPTION (LOCAL CURR/SETTLE CURR)	SHARES PAR VALUE	TRADE DATE BASE AMOUNT	INVESTMENT BASE COST	REALIZED GAIN/LOSS IN BASE CURRENCY
S	31-MAY-01 05-JUN-01	DSP GROUP INC COM	900.000-	16,258.67	44,775.00-	28,516.33-
S	01-JUN-01 06-JUN-01	DSP GROUP INC COM	300.000-	5,388.48	14,925.00-	9,536.52-
S	01-JUN-01 06-JUN-01	DSP GROUP INC COM	1,500.000-	23,400.90	64,675.00-	41,274.10-
S	04-JUN-01 07-JUN-01	DSP GROUP INC COM	600.000-	10,805.63	29,850.00-	19,044.37-
S	05-JUN-01 08-JUN-01	DSP GROUP INC COM	1,900.000-	35,665.99	94,525.00-	58,859.01-
S	06-JUN-01 11-JUN-01	DSP GROUP INC COM	400.000-	7,774.74	19,900.00-	12,125.26-
S	06-JUN-01 11-JUN-01	DSP GROUP INC COM	900.000-	17,352.05	44,775.00-	27,422.95-
S	07-JUN-01 12-JUN-01	DSP GROUP INC COM	300.000-	5,849.80	13,575.00-	7,725.20-
S	07-JUN-01 12-JUN-01	DSP GROUP INC COM	500.000-	9,586.03	18,125.00-	8,538.97-
S	07-JUN-01 12-JUN-01	DSP GROUP INC COM	300.000-	5,849.80	10,875.00-	5,025.20-
S	08-JUN-01 13-JUN-01	DSP GROUP INC COM	100.000-	1,954.93	3,625.00-	1,670.07-

KNI F541010
JOHN S AND JAMES L KNIGHT FDN
WARBURG PINCUS MANAGED

TRANSACTION REPORT
FOR THE PERIOD 01 JANUARY 2001 THROUGH 31 DECEMBER 2001

RUN DATE: 19-FEB-02
PAGE: 49
M25701

TRAN CODE	EFFECTIVE/ CONTRACTUAL/ SETTLEMENT DATE	SECURITY DESCRIPTION (LOCAL CURR/SETTLE CURR)	SHARES PAR VALUE	TRADE DATE BASE AMOUNT	INVESTMENT BASE COST	REALIZED GAIN/LOSS IN BASE CURRENCY
S	08-JUN-01 13-JUN-01	DSP GROUP INC COM	100.000-	1,979.93	3,625.00-	1,645.07-
S	11-JUN-01 14-JUN-01	DSP GROUP INC COM	100.000-	1,969.93	3,625.00-	1,655.07-
S	11-JUN-01 14-JUN-01	DSP GROUP INC COM	700.000-	13,684.26	25,375.00-	11,690.74-
S	11-JUN-01 14-JUN-01	DSP GROUP INC COM	100.000-	1,929.93	3,625.00-	1,695.07-
S	12-JUN-01 15-JUN-01	DSP GROUP INC COM	500.000-	9,488.33	18,125.00-	8,636.67-
S	13-JUN-01 18-JUN-01	DSP GROUP INC COM	300.000-	5,999.80	10,875.00-	4,875.20-
S	14-JUN-01 19-JUN-01	DSP GROUP INC COM	200.000-	3,859.87	7,250.00-	3,390.13-
S	15-JUN-01 20-JUN-01	DSP GROUP INC COM	800.000-	15,627.48	15,861.00-	233.52-
S	19-JUN-01 22-JUN-01	DSP GROUP INC COM	100.000-	1,954.93	3,625.00-	1,670.07-
S	20-JUN-01 25-JUN-01	DSP GROUP INC COM	100.000-	1,947.43	1,748.00-	199.43
S	21-JUN-01 26-JUN-01	DSP GROUP INC COM	200.000-	3,991.12	3,496.00-	495.12



Mellon Bank N.A

TRANSACTION REPORT FOR THE PERIOD 01 JANUARY 2001 THROUGH 31 DECEMBER 2001

RUN DATE 19-FEB-02 PAGE 50 H25701

KNI F541018 JOHN S AND JAMES L KNIGHT FDN WARBURG PINCUS MANAGED

Table with columns: TRAN CODE, EFFECTIVE/CONTRACTUAL/SETTLEMENT DATE, SECURITY DESCRIPTION (LOCAL CURR/SETTLE CURR), SHARES PAR VALUE, TRADE DATE BASE AMOUNT, INVESTMENT BASE COST, REALIZED GAIN/LOSS IN BASE CURRENCY. Rows include DSP GROUP INC COM, DAL-TITLE INTL INC, DELIAS CORP CL A, DELPHI FINL GROUP INC CL A COM, DRESS BARN INC COM, EAST WEST BANCORP INC COM, EDWARDS J D & CO COM, ELANTEC SEMICONDUCTOR INC COM, and ENHIS COMMUNICATIONS CORP COM.

KNI F541018 JOHN S AND JAMES L KNIGHT FDN WARBURG PINCUS MANAGED

TRANSACTION REPORT FOR THE PERIOD 01 JANUARY 2001 THROUGH 31 DECEMBER 2001

RUN DATE 19-FEB-02 PAGE 51 H25701

Table with columns: TRAN CODE, EFFECTIVE/CONTRACTUAL/SETTLEMENT DATE, SECURITY DESCRIPTION (LOCAL CURR/SETTLE CURR), SHARES PAR VALUE, TRADE DATE BASE AMOUNT, INVESTMENT BASE COST, REALIZED GAIN/LOSS IN BASE CURRENCY. Rows include ENTERCOM COMMUNICATIONS CORP, EQUITABLE RES INC COM, EXAR CORP COM, and EXTENDED STAY AMERICA INC.



Mellon TrustSM

Mellon Bank, N.A

KNI F541018
JOHN S AND JAMES L KNIGHT FDN
WARBURG PINCUS MANAGED

TRANSACTION REPORT FOR THE PERIOD 01 JANUARY 2001 THROUGH 31 DECEMBER 2001

RUN DATE: 19-FEB-0
PAGE: 5
M25701

TRAN CODE	EFFECTIVE/ CONTRACTUAL/ SETTLEMENT DATE	SECURITY DESCRIPTION (LOCAL CURR/SETTLE CURR)	SHARES PAR VALUE	TRADE DATE BASE AMOUNT	INVESTMENT BASE COST	REALIZED GAIN/LOSS IN BASE CURRENCY
S	22-JAN-01 25-JAN-01	EXTENDED STAY AMERICA INC	1,800 000-	28,840 97	12,804.84-	16,036 13
S	23-JAN-01 26-JAN-01	EXTENDED STAY AMERICA INC	2,500 000-	42,345 50	17,784.50-	24,561.08
S	30-JAN-01 02-FEB-01	EXTENDED STAY AMERICA INC	24,600 000-	420,100 42	176,422.24-	243,678.18
S	27-FEB-01 02-MAR-01	FTI CONSULTING INC COM	4,000.000-	46,608 43	26,802.40-	19,806.03
S	28-FEB-01 05-MAR-01	FTI CONSULTING INC COM	4,100 000-	47,092.25	27,472.46-	19,619.79
S	12-MAR-01 15-MAR-01	FTI CONSULTING INC COM	2,000.000-	21,879 26	13,401.20-	8,478 06
S	25-APR-01 30-APR-01	FTI CONSULTING INC COM	5,700.000-	97,124.75	38,193.42-	58,931 33
S	17-MAY-01 22-MAY-01	FTI CONSULTING INC COM	5,000.000-	98,696 70	33,503.00-	65,193.70
S	20-JUN-01 25-JUN-01	FTI CONSULTING INC COM	4,100 000-	77,654.27	27,472.46-	50,181.81
S	21-JUN-01 26-JUN-01	FTI CONSULTING INC COM	2,500 000-	47,348 41	16,751.50-	30,596 91
S	27-JUN-01 02-JUL-01	FTI CONSULTING INC COM	3,900.000-	78,293.78	26,132.34-	52,161 44

KNI F541018
JOHN S AND JAMES L KNIGHT FDN
WARBURG PINCUS MANAGED

TRANSACTION REPORT FOR THE PERIOD 01 JANUARY 2001 THROUGH 31 DECEMBER 2001

RUN DATE: 19-FEB-0
PAGE: 5
M25701

TRAN CODE	EFFECTIVE/ CONTRACTUAL/ SETTLEMENT DATE	SECURITY DESCRIPTION (LOCAL CURR/SETTLE CURR)	SHARES PAR VALUE	TRADE DATE BASE AMOUNT	INVESTMENT BASE COST	REALIZED GAIN/LOSS IN BASE CURRENCY
S	28-JUN-01 03-JUL-01	FTI CONSULTING INC COM	1,500.000-	30,213.19	10,050.90-	20,162.29
S	29-JUN-01 05-JUL-01	FTI CONSULTING INC COM	23,100.000-	482,651 43	151,193.12-	331,458.31
S	04-JAN-01 09-JAN-01	FIDELITY NATL FINL CORP	3,100.000-	114,510.17	44,879.75-	67,630.42
S	17-JAN-01 22-JAN-01	FIDELITY NATL FINL CORP	4,300 000-	145,321 38	65,026.75-	80,294.63
S	28-AUG-01 28-AUG-01	FIDELITY NATL FINL CORP	21,230.000-	516,950.50	315,664.86-	201,283.64
S	02-MAR-01 07-MAR-01	FILENET CORP	7,800.000-	164,946.56	233,941.73-	68,995.17-
S	05-MAR-01 08-MAR-01	FILENET CORP	1,800.000-	35,998.80	50,676.33-	14,677.53-
S	12-MAR-01 15-MAR-01	FILENET CORP	4,400.000-	67,697.02	118,805.07-	51,108.05-
S	13-MAR-01 16-MAR-01	FILENET CORP	1,600 000-	25,242 83	40,063.48-	14,820 65-
S	28-AUG-01 28-AUG-01	GALLAGHER ARTHUR J & CO	17,400 000-	477,456 00	469,736.04-	7,719.96
S	28-AUG-01 28-AUG-01	GENCORP INC	28,000.000-	355,600.00	349,860.00-	5,740.00



Mellon Bank, N.A.

NI F541018
JOHN S AND JAMES L KNIGHT FDN
HARBURG PINCUS MANAGED

TRANSACTION REPORT
FOR THE PERIOD 01 JANUARY 2001 THROUGH 31 DECEMBER 2001

RUN DATE: 19-FEB-02
PAGE 54
H25701

TRAN CODE	EFFECTIVE/ CONTRACTUAL/ SETTLEMENT DATE	SECURITY DESCRIPTION (LOCAL CURR/SETTLE CURR)	SHARES PAR VALUE	TRADE DATE BASE AMOUNT	INVESTMENT BASE COST	REALIZED GAIN/LOSS IN BASE CURRENCY
.	28-AUG-01 28-AUG-01	GRANITE CONSTR INC COM	11,100 000-	267,399 00	257,455 36-	9,943.64
.	11-MAY-01 16-MAY-01	HCC INS HLDGS INC COM	13,800 080-	326,021 30	306,577 20-	19,444.10
.	19-APR-01 24-APR-01	HARMAN INTL INDS INC NEW COM	6,700 000-	196,839 42	262,037 00-	65,197.58-
.	26-APR-01 01-MAY-01	HARMAN INTL INDS INC NEW COM	6,700 000-	195,806 31	232,665 64-	36,859 33-
i	28-AUG-01 28-AUG-01	HEALTH NET INC	25,400 000-	482,600 00	301,686 91-	180,913.09
.	30-JAN-01 02-FEB-01	ITT EDL SVCS INC COM	3,500 000-	94,757 23	69,260 00-	25,497.23
.	27-FEB-01 02-MAR-01	ITT EDL SVCS INC COM	2,600 000-	80,098 64	50,531 00-	29,567.64
.	27-FEB-01 02-MAR-01	ITT EDL SVCS INC COM	3,300 000-	100,466 13	62,823 00-	37,643.13
.	09-MAR-01 14-MAR-01	ITT EDL SVCS INC COM	2,300.000-	71,573 60	43,102 64-	28,470 96
.	08-MAY-01 11-MAY-01	ITT EDL SVCS INC COM	6,100 000-	225,546 06	112,055 01-	112,691.05
i	04-JUN-01 07-JUN-01	ITT EDL SVCS INC COM	3,100 000-	133,185 81	57,276 53-	75,909.28

NI F541018
JOHN S AND JAMES L KNIGHT FDN
HARBURG PINCUS MANAGED

TRANSACTION REPORT
FOR THE PERIOD 01 JANUARY 2001 THROUGH 31 DECEMBER 2001

RUN DATE: 19-FEB-02
PAGE 55
H25701

TRAN CODE	EFFECTIVE/ CONTRACTUAL/ SETTLEMENT DATE	SECURITY DESCRIPTION (LOCAL CURR/SETTLE CURR)	SHARES PAR VALUE	TRADE DATE BASE AMOUNT	INVESTMENT BASE COST	REALIZED GAIN/LOSS IN BASE CURRENCY
.	19-JUN-01 22-JUN-01	ITT EDL SVCS INC COM	700 000-	29,943 88	12,933.41-	17,010.47
.	28-JUN-01 25-JUN-01	ITT EDL SVCS INC COM	1,000 000-	42,360 58	18,351 41-	24,009.17
.	21-JUN-01 26-JUN-01	ITT EDL SVCS INC COM	1,400 000-	59,222 36	25,284 00-	33,938 36
.	22-JUN-01 27-JUN-01	ITT EDL SVCS INC COM	400 000-	17,012.23	7,224.00-	9,788.23
.	27-JUN-01 02-JUL-01	ITT EDL SVCS INC COM	4,900 000-	216,579 63	87,744.00-	128,835.63
.	17-JAN-01 22-JAN-01	INDYMAC BANCORP INC COM	4,400 000-	113,561 52	69,289 80-	44,272.52
.	09-MAR-01 14-MAR-01	INDYMAC BANCORP INC COM	1,100 080-	29,897 00	16,634 75-	13,262.25
.	27-MAR-01 30-MAR-01	INDYMAC BANCORP INC COM	5,900 000-	165,595 07	89,222 75-	76,372.32
.	28-AUG-01 28-AUG-01	INDYMAC BANCORP INC COM	16,300 000-	425,267 00	225,306 05-	199,960.95
.	16-JAN-01 19-JAN-01	INET TECHNOLOGIES INC COM	1,600.000-	70,147.74	34,086 56-	36,061.18
.	17-JAN-01 22-JAN-01	INET TECHNOLOGIES INC COM	300 000-	13,499 55	6,391 23-	7,108.32



Mellon TrustSM

Mellon Bank, N.A

KNI F541018
JOHN S AND JAMES L KNIGHT FDN
WARBURG PINCUS MANAGED

TRANSACTION REPORT
FOR THE PERIOD 01 JANUARY 2001 THROUGH 31 DECEMBER 2001

RUN DATE 19-FEB-02
PAGE 56
H25701

TRAN CODE	EFFECTIVE/ CONTRACTUAL/ SETTLEMENT DATE	SECURITY DESCRIPTION (LOCAL CURR/SETTLE CURR)	SHARES PAR VALUE	TRADE DATE BASE AMOUNT	INVESTMENT BASE COST	REALIZED GAIN/LOSS IN BASE CURRENCY
S	18-JAN-01 23-JAN-01	INET TECHNOLOGIES INC COM	600 000-	27,299.09	12,782 46-	14,516.63
S	19-JAN-01 24-JAN-01	INET TECHNOLOGIES INC COM	1,800 000-	88,197 06	38,347.38-	49,849.68
S	15-JUN-01 20-JUN-01	INET TECHNOLOGIES INC COM	58,200.000-	451,034 96	593,350.37-	142,315.41-
FC	28-DEC-00 03-JAN-01	INVESTMENT TECH GRP COM NEW	10,100.000-	412,302.57	0 00	
S	28-AUG-01 28-AUG-01	JACOBS ENGR GROUP INC COM	5,700.000-	341,145.00	244,772 25-	96,372.75
S	28-AUG-01 28-AUG-01	LANDSTAR SYS INC COM	3,400 000-	260,746 00	220,626 40-	40,119.60
S	28-AUG-01 28-AUG-01	LIMEXS N THINGS INC COM	20,600 000-	546,106 00	534,763.99-	11,342.01
S	28-AUG-01 28-AUG-01	MDC CORPORATION INC CL A	80,200 000-	232,580 00	519,001.72-	286,421.72-
S	28-AUG-01 28-AUG-01	MSC IMDL DIRECT INC CL A	28,000.000-	519,940.00	448,675 96-	71,284.04
S	28-AUG-01 28-AUG-01	MANHATTAN ASSOCS INC COM	16,700.000-	429,357.00	413,268.26-	16,088.74
S	28-AUG-01 28-AUG-01	MANUGISTICS GROUP INC	27,900.000-	378,324.00	403,516 30-	25,192.30-

KNI F541018
JOHN S AND JAMES L KNIGHT FDN
WARBURG PINCUS MANAGED

TRANSACTION REPORT
FOR THE PERIOD 01 JANUARY 2001 THROUGH 31 DECEMBER 2001

RUN DATE 19-FEB-02
PAGE 57
H25701

TRAN CODE	EFFECTIVE/ CONTRACTUAL/ SETTLEMENT DATE	SECURITY DESCRIPTION (LOCAL CURR/SETTLE CURR)	SHARES PAR VALUE	TRADE DATE BASE AMOUNT	INVESTMENT BASE COST	REALIZED GAIN/LOSS IN BASE CURRENCY
S	27-APR-01 02-MAY-01	MAXIMUS INC COM	8,000.000-	275,810.79	244,258.80-	31,551.99
S	19-JAN-01 24-JAN-01	METRIS COS INC	14,700.000-	337,538.93	473,128.77-	135,589.84-
S	22-AUG-01 27-AUG-01	NETWORKS ASSOCIATES INC	28,900.000-	415,007.50	303,271.21-	111,736.29
S	29-MAR-01 03-APR-01	NEW FOCUS INC COM	6,500 000-	90,086 99	116,966 85-	26,879.86-
S	09-MAR-01 14-MAR-01	NEWPARK RES INC PAR \$0.01 NEW	4,300 000-	38,440.71	35,320.12-	3,120.59
S	26-MAR-01 29-MAR-01	NEWPARK RES INC PAR \$0.01 NEW	7,000.000-	65,727.79	57,122 10-	8,605.69
S	16-MAY-01 21-MAY-01	NEWPARK RES INC PAR \$0 01 NEW	7,500.000-	87,891.05	61,202 25-	26,688.80
S	30-MAY-01 04-JUN-01	NEWPARK RES INC PAR \$0 01 NEW	10,700.000-	140,272.38	87,208.11-	53,064.19
S	23-AUG-01 28-AUG-01	NEWPARK RES INC PAR \$0 01 NEW	40,700 000-	323,147.14	326,587.77-	3,440.63-
S	29-JUN-01 05-JUL-01	O H GROUP INC COM	3,900 000-	221,438.51	194,376 00-	27,062.51
S	23-AUG-01 28-AUG-01	OLD REP INTL CORP COM	5,700.000-	161,532 60	150,085 56-	11,447.04



Mellon Trust

Mellon Bank, N.A

TRANSACTION REPORT FOR THE PERIOD 01 JANUARY 2001 THROUGH 31 DECEMBER 2001

RUN DATE 19-FEB-02 PAGE 58 H25701

KMI F541018 JOHN S AND JAMES L KNIGHT FDM WARBURG PINCUS MANAGED

Table with 7 columns: TRAN CODE, EFFECTIVE/CONTRACTUAL/SETTLEMENT DATE, SECURITY DESCRIPTION (LOCAL CURR/SETTLE CURR), SHARES PAR VALUE, TRADE DATE BASE AMOUNT, INVESTMENT BASE COST, REALIZED GAIN/LOSS IN BASE CURRENCY. Contains 15 rows of transaction data.

TRANSACTION REPORT FOR THE PERIOD 01 JANUARY 2001 THROUGH 31 DECEMBER 2001

RUN DATE 19-FEB-02 PAGE 59 H25701

KMI F541018 JOHN S AND JAMES L KNIGHT FDM WARBURG PINCUS MANAGED

Table with 7 columns: TRAN CODE, EFFECTIVE/CONTRACTUAL/SETTLEMENT DATE, SECURITY DESCRIPTION (LOCAL CURR/SETTLE CURR), SHARES PAR VALUE, TRADE DATE BASE AMOUNT, INVESTMENT BASE COST, REALIZED GAIN/LOSS IN BASE CURRENCY. Contains 15 rows of transaction data.



Mellon TrustSM

Mellon Bank, N.A

KNI F541018
JOHN S AND JAMES L KNIGHT FDM
WARBURG PINCUS MANAGED

TRANSACTION REPORT FOR THE PERIOD 01 JANUARY 2001 THROUGH 31 DECEMBER 2001

RUN DATE 19-FEB-0
PAGE 6
M25701

TRAN CODE	EFFECTIVE/ CONTRACTUAL/ SETTLEMENT DATE	SECURITY DESCRIPTION (LOCAL CURR/SETTLE CURR)	SHARES PAR VALUE	TRADE DATE BASE AMOUNT	INVESTMENT BASE COST	REALIZED GAIN/LOSS IN BASE CURRENCY
S	28-AUG-01 28-AUG-01	RADIANT SYS INC COM	69,400 000-	671,098 00	710,941.59-	39,843.59-
S	28-AUG-01 28-AUG-01	RAYMOND JAMES FINL INC COM	12,400.000-	364,312 00	395,159 13-	30,847 13-
S	11-APR-01 17-APR-01	REDBACK NETWORKS INC COM	4,700.000-	79,057.94	81,146.52-	2,088.58-
S	25-APR-01 30-APR-01	REDBACK NETWORKS INC COM	6,100 000-	107,081 92	73,277.88-	33,804 04
S	12-JUL-01 17-JUL-01	REDBACK NETWORKS INC COM	3,700 000-	24,715.17	40,589.00-	15,875.83-
S	12-JUL-01 17-JUL-01	REDBACK NETWORKS INC COM	3,800 000-	25,848.63	41,686 00-	15,837 37-
S	12-JUL-01 17-JUL-01	REDBACK NETWORKS INC COM	2,200 000-	14,767 88	23,864.58-	9,096.70-
S	13-JUL-01 18-JUL-01	REDBACK NETWORKS INC COM	900.000-	6,012 52	9,745.38-	3,732 86-
S	30-JUL-01 02-AUG-01	REDBACK NETWORKS INC COM	2,000.000-	12,444 98	21,656 40-	9,211.42-
S	30-JUL-01 02-AUG-01	REDBACK NETWORKS INC COM	2,000 000-	12,531 98	21,656.40-	9,124.42-
S	30-JUL-01 02-AUG-01 22-AUG-01	REDBACK NETWORKS INC COM	1,200.000-	7,463.75	12,993.84-	5,530.09-

KNI F541018
JOHN S AND JAMES L KNIGHT FDM
WARBURG PINCUS MANAGED

TRANSACTION REPORT FOR THE PERIOD 01 JANUARY 2001 THROUGH 31 DECEMBER 2001

RUN DATE 19-FEB-0
PAGE 6
M25701

TRAN CODE	EFFECTIVE/ CONTRACTUAL/ SETTLEMENT DATE	SECURITY DESCRIPTION (LOCAL CURR/SETTLE CURR)	SHARES PAR VALUE	TRADE DATE BASE AMOUNT	INVESTMENT BASE COST	REALIZED GAIN/LOSS IN BASE CURRENCY
S	31-JUL-01 03-AUG-01	REDBACK NETWORKS INC COM	3,000.000-	19,208.06	32,484.60-	13,276.54-
S	01-AUG-01 06-AUG-01	REDBACK NETWORKS INC COM	2,800.000-	18,740.89	30,318.96-	11,578.07-
S	02-AUG-01 07-AUG-01	REDBACK NETWORKS INC COM	700 000-	4,773.84	7,579.74-	2,805.90-
S	02-AUG-01 07-AUG-01 08-AUG-01	REDBACK NETWORKS INC COM	100 000-	688.37	1,082.82-	394.45-
S	07-AUG-01 10-AUG-01	REDBACK NETWORKS INC COM	700 000-	4,689.84	7,579.74-	2,889.90-
S	28-AUG-01 28-AUG-01	REDBACK NETWORKS INC COM	30,700.000-	131,089 00	332,425.74-	201,336.74-
S	25-JAN-01 30-JAN-01	SANTEX INC	5,580 000-	210,728 22	274,972.45-	64,244.23-
FC	28-DEC-00 03-JAN-01	SEACOR SHIT INC COM	1,200 000-	64,901.63	0.00	
S	17-JAN-01 22-JAN-01	SEACOR SHIT INC COM	8,100 000-	408,162.38	331,235.73-	76,926.65
S	12-JAN-01 18-JAN-01	SIPEX CORP COM	6,800.000-	88,327.01	315,430.80-	227,102.99-
S	16-JAN-01 19-JAN-01	SIPEX CORP COM	1,880.000-	22,746.74	83,373.84-	60,627.10-



Mellon Bank, N A

KMI F541018
JOHN S AND JAMES L KNIGHT FDN
WARBURG PINCUS MANAGED

TRANSACTION REPORT
FOR THE PERIOD 01 JANUARY 2001 THROUGH 31 DECEMBER 2001

RUN DATE 19-FEB-02
PAGE 62
H25701

TRAN CODE	EFFECTIVE/ CONTRACTUAL/ SETTLEMENT DATE	SECURITY DESCRIPTION (LOCAL CURR/SETTLE CURR)	SHARES PAR VALUE	TRADE DATE BASE AMOUNT	INVESTMENT BASE COST	REALIZED GAIN/LOSS IN BASE CURRENCY
S	17-JAN-01 22-JAN-01	SIPEX CORP COM	2,900 000-	38,576 56	120,678 80-	82,102.26-
S	18-JAN-01 23-JAN-01	SIPEX CORP COM	700 000-	9,591 29	25,266 64-	15,675.35-
S	28-AUG-01 28-AUG-01	SIX FLAGS INC COM	23,500 000-	394,800 00	466,897 12-	72,097 12-
S	06-FEB-01 09-FEB-01	SKECHERS U S A INC CL A COM	4,300 000-	114,313 83	68,943 42-	45,370 21
S	09-MAR-01 14-MAR-01	SKECHERS U S A INC CL A COM	1,200 000-	34,486 84	27,021 36-	7,465 48
S	17-APR-01 20-APR-01	SKECHERS U S A INC CL A COM	3,400 000-	91,775.85	60,997 96-	30,777 89
S	18-APR-01 23-APR-01	SKECHERS U S A INC CL A COM	6,800 000-	194,542 18	109,027 12-	85,515.06
S	27-APR-01 02-MAY-01	SKECHERS U S A INC CL A COM	2,500 000-	85,347 15	39,951 70-	45,395 45
S	30-APR-01 03-MAY-01	SKECHERS U S A INC CL A COM	3,300 000-	121,072 95	52,692 75-	68,380.20
S	28-AUG-01 28-AUG-01	SKECHERS U S A INC CL A COM	25,100.000-	518,315 00	503,296 42-	15,018.58
S	22-MAY-01 25-MAY-01	STONE ENERGY CORP COM	500.000-	28,769.04	26,831 70-	1,937 34

KMI F541018
JOHN S AND JAMES L KNIGHT FDN
WARBURG PINCUS MANAGED

TRANSACTION REPORT
FOR THE PERIOD 01 JANUARY 2001 THROUGH 31 DECEMBER 2001

RUN DATE: 19-FEB-02
PAGE: 63
H25701

TRAN CODE	EFFECTIVE/ CONTRACTUAL/ SETTLEMENT DATE	SECURITY DESCRIPTION (LOCAL CURR/SETTLE CURR)	SHARES PAR VALUE	TRADE DATE BASE AMOUNT	INVESTMENT BASE COST	REALIZED GAIN/LOSS IN BASE CURRENCY
.	28-AUG-01 28-AUG-01	STONE ENERGY CORP COM	9,800.000-	415,520.00	494,468 92-	78,948.92-
.	28-AUG-01 28-AUG-01	SWIFT ENERGY CO COM	9,300 000-	252,681 00	286,048 00-	33,367.00-
.	19-JAN-01 24-JAN-01	SYLVAN LEARNING SYS INC COM	26,600 000-	377,925.52	332,572 46-	45,353.06
.	28-AUG-01 28-AUG-01	TEKELEC COM	13,700.000-	215,090.00	152,184 21-	62,905.79
.	18-JAN-01 16-JAN-01	TELETECH BLDGS INC	17,300 000-	278,487 84	420,458.14-	141,962.30-
.	29-MAR-01 03-APR-01	TRIUMPH GROUP INC COM MEM	3,700.000-	139,318.85	138,678.00-	640.85
.	28-AUG-01 28-AUG-01	UCAR INTL INC COM	51,100.000-	649,992.00	485,458 00-	164,542.00
.	28-AUG-01 28-AUG-01	ULTRATECH STEPPER INC COM	13,500.000-	249,075.00	288,725 88-	39,650.88-
.	27-FEB-01 02-MAR-01	UNISOURCE ENERGY CORP COM	6,200 000-	120,134.00	97,919.58-	22,214.42
.	09-MAR-01 14-MAR-01	UNISOURCE ENERGY CORP COM	3,300.000-	63,819 86	49,641.57-	14,178.29
.	28-AUG-01 28-AUG-01	UNISOURCE ENERGY CORP COM	22,900 000-	389,529.00	344,482 41-	45,046.59



Mellon Bank, N.A

KNI FS41018
JOHN S AND JAMES L KNIGHT FDN
HARBURG PINCUS MANAGED

TRANSACTION REPORT
FOR THE PERIOD 01 JANUARY 2001 THROUGH 31 DECEMBER 2001

RUN DATE: 19-FEB-02
PAGE: 64
M25701

TRAN CODE	EFFECTIVE/ CONTRACTUAL/ SETTLEMENT DATE	SECURITY DESCRIPTION (LOCAL CURR/SETTLE CURR)	SHARES PAR VALUE	TRADE DATE BASE AMOUNT	INVESTMENT BASE COST	REALIZED GAIN/LOSS IN BASE CURRENCY
S	28-AUG-01 28-AUG-01	WADDELL & REED FINL INC CL A	12,400 000-	412,500 00	389,294.42-	23,005.58
TOTAL						
EBITTY						
TRADED - SETTLED CURRENT PERIOD						
	U.S. DOLLAR			40,019,955.97	35,965,852.34-	4,054,103.63
TRADED - PENDING SETTLEMENT						
	U.S. DOLLAR			0.00	0 00	0.00
SETTLED - TRADED PRIOR PERIOD						
	U.S. DOLLAR			566,863.61	0.00	
TOTAL SALES						
TRADED - SETTLED CURRENT PERIOD						
	U.S. DOLLAR			51,669,971.60	47,615,867.97-	4,054,103.63
TRADED - PENDING SETTLEMENT						
	U.S. DOLLAR			0.00	0 00	0.00
SETTLED - TRADED PRIOR PERIOD						
	U.S. DOLLAR			566,863.61	0.00	

KNI FS41018
JOHN S AND JAMES L KNIGHT FDN
HARBURG PINCUS MANAGED

TRANSACTION REPORT
FOR THE PERIOD 01 JANUARY 2001 THROUGH 31 DECEMBER 2001

RUN DATE: 19-FEB-02
PAGE: 65
M25701

TRAN CODE	EFFECTIVE/ CONTRACTUAL/ SETTLEMENT DATE	SECURITY DESCRIPTION (LOCAL CURR/SETTLE CURR)	SHARES PAR VALUE	TRADE DATE BASE AMOUNT	INVESTMENT BASE COST	REALIZED GAIN/LOSS IN BASE CURRENCY
CORPORATE ACTIONS						
U.S. DOLLAR						
SW	11-JAN-01	5,900 000- ADVANCED PARADIGM INC DELD SHS DUE TO MERGER 00790K199		0.00	205,000.48-	205,000.48-
SD	11-JAN-01	5,900 000 ADVANCE PCS COM RECD SHS DUE TO MERGER 007491103		0 00	205,000.48	205,000.48
MW	30-AUG-01	7,700 000- AMERISOURCE HEALTH CORP CL A COM MERGER EFFECTIVE 30-AUG-01 TO AMERISOURCEBERGEN CO		0 00	243,683.10-	
NW	30-AUG-01	7,700 000 AMERISOURCEBERGEN CORP COM MERGER EFFECTIVE 30-AUG-01 FROM AMERISOURCE HEALTH C		0.00	243,683.10	
DD	07-AUG-01	1,930 000 FIDELITY NATL FINL CORP STOCK DIVIDEND 1102 EX 07AUG, PAY 23AUG, REC 09AUG		0.00	0.00	
SS	16-APR-01	2,000 000 GRANITE CONSTR INC COM STOCK SPLIT 1502 EX 16APR, PAY 13APR, REC 31MAR		0 00	0.00	



Mellon Bank, N.A

TRANSACTION REPORT
FOR THE PERIOD 01 JANUARY 2001 THROUGH 31 DECEMBER 2001

RUN DATE 19-FEB-02
PAGE 66
H25701

KNI F541018
JOHN S AND JAMES L KNIGHT FDN
WARBURG PINCUS MANAGED

TRAN CODE	EFFECTIVE/ CONTRACTUAL/ SETTLEMENT DATE	SECURITY DESCRIPTION (LOCAL CURR/SETTLE CURR)	SHARES PAR VALUE	TRADE DATE BASE AMOUNT	INVESTMENT BASE COST	REALIZED GAIN/LOSS IN BASE CURRENCY
TOTAL CORPORATE ACTIONS U S DOLLAR						
				0 00	0 00	0.00
TOTAL ACTIVITY OF U.S. DOLLAR						
				104,214 19-	16,012,961 42-	4,054,103.63
GRAND TOTAL ACTIVITY (BASE VALUE)						
				104,214 19-	16,012,961 42-	4,054,103.63

FOREIGN EXCHANGE CONTRACT TRANSACTIONS
FOR THE PERIOD 01 JANUARY 2001 THROUGH 31 DECEMBER 2001

RUN DATE 19-FEB-02
PAGE 1
H25401

KNI F541018
JOHN S AND JAMES L KNIGHT FDN
WARBURG PINCUS MANAGED

TRAN CODE	UNITS	CONTRACT DESCRIPTION	TRADE DATE/ CONTRACT SETTLE DATE	ACTUAL PAY/REC SETTLE DATE	BASE COST	CURRENCY COST IN BASE	CURRENCY GAIN/LOSS	SETTLEMENT GAIN/LOSS
-----------	-------	----------------------	--	----------------------------------	-----------	--------------------------	-----------------------	-------------------------

* INDICATES PENDING SETTLEMENT

*** NO ACTIVITY FOR THIS PERIOD ***

STATEMENT OF CHANGE IN NET ASSETS AVAILABLE FOR BENEFITS
31 DECEMBER 2001

RUN DATE: 19-FEB-01
PAGE: 1
NC100

KNI F541020
JOHN S AND JAMES L KNIGHT FDN
STATE STREET REIT FUND

	01-JAN-01	YEAR TO DATE	31-DEC-01
NET ASSETS - BEGINNING OF PERIOD			\$ 41,381,612.44
RECEIPTS			
REALIZED GAIN/LOSS	\$ 954,100.22		
UNREALIZED GAIN/LOSS-INVESTMENT	2,153,806.88		
<i>- Sale of PPP Fmt?</i>			
TOTAL RECEIPTS			3,107,907.10
DISBURSEMENTS			
TRANSFERS OUT			
CASH	20,000,000.00		
TOTAL DISBURSEMENTS			20,000,000.00
NET ASSETS - END OF PERIOD			\$ 24,489,519.54

TRANSACTION REPORT
FOR THE PERIOD 01 JANUARY 2001 THROUGH 31 DECEMBER 2001

RUN DATE: 19-FEB-01
PAGE: 1
H25701

KNI F541020
JOHN S AND JAMES L KNIGHT FDN
STATE STREET REIT FUND

TRAM CODE	EFFECTIVE/ CONTRACTUAL/ SETTLEMENT DATE	SECURITY DESCRIPTION (LOCAL CURR/SETTLE CURR)	SHARES PAR VALUE	TRADE DATE BASE AMOUNT	INVESTMENT BASE COST	REALIZED GAIN/LOSS IN BASE CURRENCY
RECEIPTS AND DISBURSEMENT TRANSACTIONS						
CASH TRANSFERRED OUT						
U.S. DOLLAR						
CW	31-OCT-01	TRANSFER TO KNIFE404352 PER LETTER DTD 10/19/01		20,000,000.00-	0.00	
TOTAL RECEIPTS AND DISBURSEMENT TRANSACTIONS						
U.S. DOLLAR						
				20,000,000.00-	0.00	0.00



Mellon Trust

Mellon Bank, N.A

KNI F541020
JOHN S AND JAMES L KNIGHT FDN
STATE STREET REIT FUND

TRANSACTION REPORT
FOR THE PERIOD 01 JANUARY 2001 THROUGH 31 DECEMBER 2001

RUN DATE 19-FEB-02
PAGE 2
H25701

TRAN CODE	EFFECTIVE/ CONTRACTUAL/ SETTLEMENT DATE	SECURITY DESCRIPTION (LOCAL CURR/SETTLE CURR)	SHARES PAR VALUE	TRADE DATE BASE AMOUNT	INVESTMENT BASE COST	REALIZED GAIN/LOSS IN BASE CURRENCY
SALES (* INDICATES PENDING SETTLEMENT)						
VENTURE CAPITAL						
U S. DOLLAR						
S	31-OCT-01 31-OCT-01	STATE STREET REIT FUND L P	1,360,359.135-	20,000,000 00	19,045,899.78-	954,100.22
TOTAL SALES						
TRADED - SETTLED CURRENT PERIOD U S. DOLLAR				20,000,000.00	19,045,899.78-	954,100.22
TRADED - PENDING SETTLEMENT U S. DOLLAR				0 00	0.00	0.00
SETTLED - TRADED PRIOR PERIOD U S. DOLLAR				0 00	0 00	

KNT F541020
JOHN S AND JAMES L KNIGHT FDN
STATE STREET REIT FUND

TRANSACTION REPORT
FOR THE PERIOD 01 JANUARY 2001 THROUGH 31 DECEMBER 2001

RUN DATE 19-FEB-02
PAGE 3
H25701

TRAN CODE	EFFECTIVE/ CONTRACTUAL/ SETTLEMENT DATE	SECURITY DESCRIPTION (LOCAL CURR/SETTLE CURR)	SHARES PAR VALUE	TRADE DATE BASE AMOUNT	INVESTMENT BASE COST	REALIZED GAIN/LOSS IN BASE CURRENCY
TOTAL ACTIVITY OF U.S. DOLLAR				0 00	19,045,899.78-	954,100.22
GRAND TOTAL ACTIVITY (BASE VALUE)				0.00	19,045,899.78-	954,100.22



Mellon Bank, N.A

KNI F541046
JOHN S AND JAMES L KNIGHT FOUR
HIGHFIELDS CAPITAL LTD.

TRANSACTION REPORT
FOR THE PERIOD 01 JANUARY 2001 THROUGH 31 DECEMBER 2001

RUN DATE 19-FEB-02
PAGE 4
H25701

TRAN CODE	EFFECTIVE/ CONTRACTUAL/ SETTLEMENT DATE	SECURITY DESCRIPTION (LOCAL CURR/SETTLE CURR)	SHARES PAR VALUE	TRADE DATE BASE AMOUNT	INVESTMENT BASE COST	REALIZED GAIN/LOSS IN BASE CURRENCY
SALES						
(M INDICATES PENDING SETTLEMENT)						
EQUITY						
U.S. DOLLAR						
S	31-JAN-01 31-JAN-01	HIGHFIELDS CAPITAL LTD	59,820.000-	103,099.00	59,820.00-	43,279.00
VENTURE CAPITAL						
U.S. DOLLAR						
S	30-APR-01 30-APR-01	HIGHFIELDS CAP CLASS A-1	16,531.000-	31,104.00	16,531.00-	14,573.00
S	30-JUN-01 30-JUN-01	HIGHFIELDS CAP CLASS A-1	26,561.000-	49,631.00	26,561.00-	25,070.00
S	30-SEP-01 30-SEP-01	HIGHFIELDS CAP CLASS A-1	44,340.000-	88,455.00	44,340.00-	44,115.00
S	30-APR-01 30-APR-01	HIGHFIELDS CAP CLASS A-7	5,718.000-	5,957.00	5,718.00-	239.00
S	30-SEP-01 30-SEP-01	HIGHFIELDS CAP CLASS A-7	6,324.000-	7,156.00	6,324.00-	832.00

KNI F541046
JOHN S AND JAMES L KNIGHT FOUR
HIGHFIELDS CAPITAL LTD

TRANSACTION REPORT
FOR THE PERIOD 01 JANUARY 2001 THROUGH 31 DECEMBER 2001

RUN DATE 19-FEB-02
PAGE 4
H25701

TRAN CODE	EFFECTIVE/ CONTRACTUAL/ SETTLEMENT DATE	SECURITY DESCRIPTION (LOCAL CURR/SETTLE CURR)	SHARES PAR VALUE	TRADE DATE BASE AMOUNT	INVESTMENT BASE COST	REALIZED GAIN/LOSS IN BASE CURRENCY
TOTAL VENTURE CAPITAL						
TRADED - SETTLED CURRENT PERIOD						
U.S. DOLLAR						
				182,303.00	99,474.00-	82,829.00
TRADED - PENDING SETTLEMENT						
U.S. DOLLAR						
				0.00	0.00	0.00
SETTLED - TRADED PRIOR PERIOD						
U.S. DOLLAR						
				0.00	0.00	0.00
TOTAL SALES						
TRADED - SETTLED CURRENT PERIOD						
U.S. DOLLAR						
				285,402.00	159,294.00-	126,108.00
TRADED - PENDING SETTLEMENT						
U.S. DOLLAR						
				0.00	0.00	0.00
SETTLED - TRADED PRIOR PERIOD						
U.S. DOLLAR						
				0.00	0.00	0.00



Mellon Trust

Mellon Bank, N A

KMI F541046
JOHN S AND JAMES L KNIGHT FOUR
HIGHFIELDS CAPITAL LTD

TRANSACTION REPORT
FOR THE PERIOD 01 JANUARY 2001 THROUGH 31 DECEMBER 2001

RUN DATE 19-FEB-02
PAGE 6
M25701

TRAN CODE	EFFECTIVE/ CONTRACTUAL/ SETTLEMENT DATE	SECURITY DESCRIPTION (LOCAL CURR/SETTLE CURR)	SHARES PAR VALUE	TRADE DATE BASE AMOUNT	INVESTMENT BASE COST	REALIZED GAIN/LOSS IN BASE CURRENCY
<u>CORPORATE ACTIONS</u>						
<u>U.S. DOLLAR</u>						
SD	14-MAR-01	24,459,045 000 HIGHFIELDS CAP CLASS A-1 CONVERSION FROM 999632367		0 00	24,459,043 00	
SD	14-MAR-01	32,000,000 000 HIGHFIELDS CAP CLASS A-7 CONVERSION FROM 999639596		0 00	32,000,000 00	
SD	14-MAR-01	129,821 000 HIGHFIELDS CAP CLASS C-3 CONVERSION FROM 999681018		0 00	129,821 00	
SD	14-MAR-01	144,709 000 HIGHFIELDS CAP CLASS C-4 CONVERSION FROM 999600994		0 00	144,709 00	
SW	14-MAR-01	24,459,045 000- HIGHFIELDS CAPITAL LTD CONVERSION TO 999074057		0 00	24,459,043.00-	
SW	14-MAR-01	32,000,000 000- HIGHFIELDS CAPITAL FUND CONVERSION TO 999074065		0 00	32,000,000 00-	
SW	14-MAR-01	144,709 000- HIGHFIELDS CAPITAL LTD C-4 SER CONVERSION TO 999074081		0 00	144,709.00-	
SW	14-MAR-01	129,821 000- HIGHFIELDS CAPITAL LTD C-3 SER CONVERSION TO 999074073		0 00	129,821 00-	

KMI F541046
JOHN S AND JAMES L KNIGHT FOUR
HIGHFIELDS CAPITAL LTD

TRANSACTION REPORT
FOR THE PERIOD 01 JANUARY 2001 THROUGH 31 DECEMBER 2001

RUN DATE: 19-FEB-02
PAGE 7
M25701

TRAN CODE	EFFECTIVE/ CONTRACTUAL/ SETTLEMENT DATE	SECURITY DESCRIPTION (LOCAL CURR/SETTLE CURR)	SHARES PAR VALUE	TRADE DATE BASE AMOUNT	INVESTMENT BASE COST	REALIZED GAIN/LOSS IN BASE CURRENCY
<u>TOTAL</u>						
<u>CORPORATE ACTIONS</u>						
<u>U.S. DOLLAR</u>						
				0 00	0.00	0.00



Mellon Bank, N.A

KNI F541046
JOHN S AND JAMES L KNIGHT FOUN
HIGHFIELDS CAPITAL LTD

TRANSACTION REPORT
FOR THE PERIOD 01 JANUARY 2001 THROUGH 31 DECEMBER 2001

RUN DATE 19-FEB-02
PAGE 8
M25701

TRAN CODE	EFFECTIVE/ CONTRACTUAL/ SETTLEMENT DATE	SECURITY DESCRIPTION (LOCAL CURR/SETTLE CURR)	SHARES PAR VALUE	TRADE DATE BASE AMOUNT	INVESTMENT BASE COST	REALIZED GAIN/LOSS IN BASE CURRENCY
<u>MISCELLANEOUS ACTIVITY</u>						
<u>U.S. DOLLAR</u>						
SW	31-JAN-01	HIGHFIELDS CAPITAL LTD	116,746 000-	0 00	68,817.00-	68,817.00-
	31-JAN-01	DELIVER OFF CLASS C-1 SHARES				
SW	29-JUN-01	HIGHFIELDS CAPITAL CLASS C LTD	28,951 000-	0.00	28,951 00-	28,951.00-
	29-JUN-01	DELIVER OFF CLASS C-2 SHARES				
<u>TOTAL</u>						
<u>MISCELLANEOUS ACTIVITY</u>						
<u>U S DOLLAR</u>						
				0.00	97,768.00-	97,768.00-

KNI F541046
JOHN S AND JAMES L KNIGHT FOUN
HIGHFIELDS CAPITAL LTD

TRANSACTION REPORT
FOR THE PERIOD 01 JANUARY 2001 THROUGH 31 DECEMBER 2001

RUN DATE 19-FEB-02
PAGE 9
M25701

TRAN CODE	EFFECTIVE/ CONTRACTUAL/ SETTLEMENT DATE	SECURITY DESCRIPTION (LOCAL CURR/SETTLE CURR)	SHARES PAR VALUE	TRADE DATE BASE AMOUNT	INVESTMENT BASE COST	REALIZED GAIN/LOSS IN BASE CURRENCY
<u>TOTAL ACTIVITY OF</u>						
<u>U.S. DOLLAR</u>						
				0.00	28,340.00	28,340.00
<u>GRAND TOTAL ACTIVITY (BASE VALUE)</u>						
				0.00	28,340.00	28,340.00



Mellon Trust

Mellon Bank, N.A

KNI F541046
JOHN S AND JAMES L KNIGHT FOUN
HIGHFIELDS CAPITAL LTD

FOREIGN EXCHANGE CONTRACT TRANSACTIONS
FOR THE PERIOD 01 JANUARY 2001 THROUGH 31 DECEMBER 2001

RUN DATE 19-FEB-02
PAGE 1
M25401

TRAN CODE	UNITS	CONTRACT DESCRIPTION	TRADE DATE/ CONTRACT SETTLE DATE	ACTUAL PAY/REC SETTLE DATE	BASE COST	CURRENCY COST IN BASE	CURRENCY GAIN/LOSS	SETTLEMENT GAIN/LOSS
--------------	-------	----------------------	--	----------------------------------	-----------	--------------------------	-----------------------	-------------------------

* INDICATES PENDING SETTLEMENT

*** NO ACTIVITY FOR THIS PERIOD ***

KNI F541046
JOHN S AND JAMES L KNIGHT FOUN
HIGHFIELDS CAPITAL LTD

INTEREST EARNED
FOR THE PERIOD 01 JANUARY 2001 THROUGH 31 DECEMBER 2001

RUN DATE 19-FEB-02
PAGE 1
M25201

SECURITY DESCRIPTION	TRAN CODE	TRANSACTION DESCRIPTION	PAYMENT/ EFFECTIVE DATE	TRADE DATE BASE VALUE OF AMOUNT RECEIVED	SETTLE DATE BASE VALUE OF AMOUNT RECEIVED
----------------------	--------------	-------------------------	-------------------------------	--	---

* INDICATES PENDING SETTLEMENT

*** NO ACTIVITY FOR THIS PERIOD ***



Mellon TrustSM

Mellon Bank, N.A

TRANSACTION REPORT
FOR THE PERIOD 01 JANUARY 2001 THROUGH 31 DECEMBER 2001

RUN DATE 19-FEB-02
PAGE 56
M25701

KNI F541056
KNIGHT FOUNDATION
MCH CF RUSSELF1000 STOCK IND

TRAN CODE	EFFECTIVE/ CONTRACTUAL/ SETTLEMENT DATE	SECURITY DESCRIPTION (LOCAL CURR/SETTLE CURR)	SHARES PAR VALUE	TRADE DATE BASE AMOUNT	INVESTMENT BASE COST	REALIZED GAIN/LOSS IN BASE CURRENCY
TOTAL PURCHASES						
	TRADED	- SETTLED CURRENT PERIOD				
	U S	DOLLAR		71,233,700.68-	71,233,700.68	0.00
	TRADED	- PENDING SETTLEMENT				
	U.S.	DOLLAR		0 00	0 00	0.00
	SETTLED	- TRADED PRIOR PERIOD				
	U S	DOLLAR		0.00	0 00	

KNI F541056
KNIGHT FOUNDATION
MCH CF RUSSELF1000 STOCK IND

TRANSACTION REPORT
FOR THE PERIOD 01 JANUARY 2001 THROUGH 31 DECEMBER 2001

RUN DATE 19-FEB-02
PAGE 57
M25701

TRAN CODE	EFFECTIVE/ CONTRACTUAL/ SETTLEMENT DATE	SECURITY DESCRIPTION (LOCAL CURR/SETTLE CURR)	SHARES PAR VALUE	TRADE DATE BASE AMOUNT	INVESTMENT BASE COST	REALIZED GAIN/LOSS IN BASE CURRENCY
SALES (* INDICATES PENDING SETTLEMENT)						
CASH & CASH EQUIVALENTS						
U.S. DOLLAR						
S	18-JAN-01	KNIGHT FOUNDATION PROPRIETARY	222.250-	222.25	222.25-	
	18-JAN-01	VAR RT 12/31/2099DD 08/23/94				
S	05-MAR-01	KNIGHT FOUNDATION PROPRIETARY	445.830-	445.83	445.83-	
	05-MAR-01	VAR RT 12/31/2099DD 08/23/94				
S	04-APR-01	KNIGHT FOUNDATION PROPRIETARY	299.320-	299.32	299.32-	
	04-APR-01	VAR RT 12/31/2099DD 08/23/94				
S	18-MAY-01	KNIGHT FOUNDATION PROPRIETARY	409.780-	409.78	409.78-	
	18-MAY-01	VAR RT 12/31/2099DD 08/23/94				
S	05-JUL-01	KNIGHT FOUNDATION PROPRIETARY	262.830-	262.83	262.83-	
	05-JUL-01	VAR RT 12/31/2099DD 08/23/94				
S	03-AUG-01	KNIGHT FOUNDATION PROPRIETARY	326.550-	326.55	326.55-	
	03-AUG-01	VAR RT 12/31/2099DD 08/23/94				
S	06-SEP-01	KNIGHT FOUNDATION PROPRIETARY	432.080-	432.08	432.08-	
	06-SEP-01	VAR RT 12/31/2099DD 08/23/94				
S	18-OCT-01	KNIGHT FOUNDATION PROPRIETARY	95.700-	95.70	95.70-	
	18-OCT-01	VAR RT 12/31/2099DD 08/23/94				
S	15-NOV-01	KNIGHT FOUNDATION PROPRIETARY	921.860-	921.86	921.86-	
	15-NOV-01	VAR RT 12/31/2099DD 08/23/94				



Mellon Bank, N.A

TRANSACTION REPORT FOR THE PERIOD 01 JANUARY 2001 THROUGH 31 DECEMBER 2001

RUN DATE 19-FEB-02 PAGE 58 H25701

KNI F541056 KNIGHT FOUNDATION MCM CF RUSSELF1000 STOCK IND

Table with columns: TRAN CODE, EFFECTIVE/CONTRACTUAL/SETTLEMENT DATE, SECURITY DESCRIPTION (LOCAL CURR/SETTLE CURR), SHARES PAR VALUE, TRADE DATE BASE AMOUNT, INVESTMENT BASE COST, REALIZED GAIN/LOSS IN BASE CURRENCY. Includes summary rows for CASH & CASH EQUIVALENTS and EQUITY.

KNI F541056 KNIGHT FOUNDATION MCM CF RUSSELF1000 STOCK IND

TRANSACTION REPORT FOR THE PERIOD 01 JANUARY 2001 THROUGH 31 DECEMBER 2001

RUN DATE 19-FEB-02 PAGE 59 H25701

Table with columns: TRAN CODE, EFFECTIVE/CONTRACTUAL/SETTLEMENT DATE, SECURITY DESCRIPTION (LOCAL CURR/SETTLE CURR), SHARES PAR VALUE, TRADE DATE BASE AMOUNT, INVESTMENT BASE COST, REALIZED GAIN/LOSS IN BASE CURRENCY. Lists various stock transactions.



Mellon TrustSM

Mellon Bank, N.A

KNI F541056
KNIGHT FOUNDATION
MCM CF RUSSELF1000 STOCK IND

TRANSACTION REPORT FOR THE PERIOD 01 JANUARY 2001 THROUGH 31 DECEMBER 2001

RUN DATE 19-FEB-0
PAGE 61
M25701

TRAN CODE	EFFECTIVE/ CONTRACTUAL/ SETTLEMENT DATE	SECURITY DESCRIPTION (LOCAL CURR/SETTLE CURR)	SHARES PAR VALUE	TRADE DATE BASE AMOUNT	INVESTMENT BASE COST	REALIZED GAIN/LOSS IN BASE CURRENCY
S	31-OCT-01 05-NOV-01	ALLMERICA FINL CORP COM	100 000-	3,096 07	3,900.00-	3 13-
S	31-OCT-01 05-NOV-01	ALLSTATE CORP COM	3,800.000-	119,126 02	119,244.00-	117.98-
S	31-OCT-01 05-NOV-01	ALLTEL CORP	800.000-	45,712 00	45,712 00-	
S	31-OCT-01 05-NOV-01	ALLTEL CORP	500.000-	20,554 04	20,570.00-	15 94-
S	31-OCT-01 05-NOV-01	AMBAC FINANCIAL GROUP INC	200 000-	9,593.68	9,600.00-	6.32-
S	31-OCT-01 05-NOV-01	AMEREN CORP	400.000-	16,027 46	16,040.00-	12.54-
S	31-OCT-01 05-NOV-01	AMERICAN ELEC PWR INC COM	1,400.000-	58,616 04	58,660.00-	43.96-
S	31-OCT-01 05-NOV-01	AMERICAN EXPRESS CO COM	5,100.000-	149,934 99	150,093 00-	158.01-
S	31-OCT-01 05-NOV-01	AMERICAN FINL GROUP INC OHIO COM	500.000-	11,049 63	11,065.00-	15.37-
S	31-OCT-01 05-NOV-01	AMERICAN NATL INS CO	100.000-	8,198.72	8,199.00-	.28-
S	31-OCT-01 05-NOV-01	AMERICAN PWR CONVERSION CORP COM	1,600.000-	20,591 31	20,592.00-	.69-

KNI F541056
KNIGHT FOUNDATION
MCM CF RUSSELF1000 STOCK IND

TRANSACTION REPORT FOR THE PERIOD 01 JANUARY 2001 THROUGH 31 DECEMBER 2001

RUN DATE 19-FEB-0
PAGE 6
M25701

TRAN CODE	EFFECTIVE/ CONTRACTUAL/ SETTLEMENT DATE	SECURITY DESCRIPTION (LOCAL CURR/SETTLE CURR)	SHARES PAR VALUE	TRADE DATE BASE AMOUNT	INVESTMENT BASE COST	REALIZED GAIN/LOSS IN BASE CURRENCY
S	31-OCT-01 05-NOV-01	AMERICAN TOWER CORP	200 000-	2,197.92	2,204 00-	6.08-
S	31-OCT-01 05-NOV-01	AMERICAN WTR WKS INC	300 000-	12,170 59	12,180.00-	9.41-
S	31-OCT-01 05-NOV-01	AMSDOUTH BANCORPORATION COM	1,900.000-	32,792.90	32,851.00-	58.10-
S	31-OCT-01 05-NOV-01	ANHEUSER BUSCH COS INC COM	300.000-	12,498.00	12,498.00-	
S	31-OCT-01 05-NOV-01	AON CORP COM	400.000-	15,203.49	15,216.00-	12.51-
S	31-OCT-01 05-NOV-01	APARTMENT INVT & MGMT CO CL A	600.000-	25,143.16	25,182 00-	18.84-
S	31-OCT-01 05-NOV-01	APOGENT TECHNOLOGIES INC COM	400.000-	9,355.68	9,368.00-	12.32-
S	31-OCT-01 05-NOV-01	APPLE COMPUTER INC	600.000-	10,536.00	10,536.00-	
S	31-OCT-01 05-NOV-01	APPLE COMPUTER INC	600.000-	10,535.64	10,536.00-	36-
S	31-OCT-01 05-NOV-01	APPLERA CORP-CELERA GENOMICS GROUP	400.000-	9,387.68	9,400.00-	12.32-
S	31-OCT-01 05-NOV-01	ARCHER DANIELS MIDLAND CO COM	4,700.000-	65,327.81	65,471.00-	143.19-



Mellon Bank N A

TRANSACTION REPORT
FOR THE PERIOD 01 JANUARY 2001 THROUGH 31 DECEMBER 2001

RUN DATE: 19-FEB-02
PAGE 62
M25701

KNI F541056
KNIGHT FOUNDATION
MCM CF RUSSELF1000 STOCK IND

TRAN CODE	EFFECTIVE/ CONTRACTUAL/ SETTLEMENT DATE	SECURITY DESCRIPTION (LOCAL CURR/SETTLE CURR)	SHARES PAR VALUE	TRADE DATE BASE AMOUNT	INVESTMENT BASE COST	REALIZED GAIN/LOSS IN BASE CURRENCY
S	31-OCT-01 05-NOV-01	ARCHSTONE SMITH TR COM	1,100 000-	26,620 00	26,620 00-	
S	31-OCT-01 05-NOV-01	ARCHSTONE SMITH TR COM	200 000-	4,833.83	4,840 00-	6.17-
S	31-OCT-01 05-NOV-01	ARDEN RLTY GROUP INC COM	500.000-	12,299 58	12,315 00-	15 42-
S	31-OCT-01 05-NOV-01	ARROW ELECTRS INC COM	900.000-	22,005.00	22,005 00-	
S	31-OCT-01 05-NOV-01	ASHLAND INC	700 000-	28,160 06	28,182.00-	21 94-
S	31-OCT-01 05-NOV-01	ASSOCIATED BANC CORP COM	200.000-	6,883 77	6,884 00-	23-
S	31-OCT-01 05-NOV-01	ASTORIA FIML CORP COM	400 000-	20,835 30	20,836 00-	.70-
S	31-OCT-01 05-NOV-01	ATMEL CORP COM	600 000-	4,769 84	4,770 00-	.16-
S	31-OCT-01 05-NOV-01	AUTODESK INC COM	400 000-	13,287.55	13,288.00-	.45-
S	31-OCT-01 05-NOV-01	AUTOLIV INC COM	400 000-	6,403 78	6,416 00-	12.22-
S	31-OCT-01 05-NOV-01	AUTONATION INC COM	2,500 000-	25,649 14	25,725.00-	75.86-

KNI F541056
KNIGHT FOUNDATION
MCM CF RUSSELF1000 STOCK IND

TRANSACTION REPORT
FOR THE PERIOD 01 JANUARY 2001 THROUGH 31 DECEMBER 2001

RUN DATE: 19-FEB-02
PAGE 63
M25701

TRAN CODE	EFFECTIVE/ CONTRACTUAL/ SETTLEMENT DATE	SECURITY DESCRIPTION (LOCAL CURR/SETTLE CURR)	SHARES PAR VALUE	TRADE DATE BASE AMOUNT	INVESTMENT BASE COST	REALIZED GAIN/LOSS IN BASE CURRENCY
S	31-OCT-01 05-NOV-01	AVALONBAY CHNTYS INC COM	200.000-	9,073 69	9,080 00-	6.31-
S	31-OCT-01 05-NOV-01	AVERY DENNISON CORP COM	200 000-	9,253 69	9,260 00-	6 31-
S	31-OCT-01 05-NOV-01	AVNET INC COM	1,100.000-	22,659 24	22,693 00-	33.76-
S	31-OCT-01 05-NOV-01	AVON PRODS INC COM	900.000-	42,118.59	42,147 00-	28 41-
S	31-OCT-01 05-NOV-01	BB&T CORP COM	2,300 000-	73,758 53	73,830.00-	71.47-
S	31-OCT-01 05-NOV-01	BANK OF AMERICA CORP	5,500 000-	324,445 00	324,445.00-	
S	31-OCT-01 05-NOV-01	BANK OF AMERICA CORP	2,200.000-	129,707.67	129,778.00-	70.33-
S	31-OCT-01 05-NOV-01	BANK ONE CORP COM	900 000-	29,871 00	29,871 00-	
S	31-OCT-01 05-NOV-01	BANK ONE CORP COM	4,500.000-	149,215 02	149,355 00-	139.98-
S	31-OCT-01 05-NOV-01	BANKNORTH GROUP INC NEW	1,400.000-	30,702 00	30,702.00-	
S	31-OCT-01 05-NOV-01	BARNES & NOBLE INC COM	200 000-	7,343 75	7,350 00-	6 25-



Mellon TrustSM

Mellon Bank, N.A

KNI F541056
KNIGHT FOUNDATION
MCM CF RUSSELF1000 STOCK IND

TRANSACTION REPORT
FOR THE PERIOD 01 JANUARY 2001 THROUGH 31 DECEMBER 2001

RUN DATE: 19-FEB-02
PAGE: 64
M25701

TRAN CODE	EFFECTIVE/ CONTRACTUAL/ SETTLEMENT DATE	SECURITY DESCRIPTION (LOCAL CURR/SETTLE CURR)	SHARES PAR VALUE	TRADE DATE BASE AMOUNT	INVESTMENT BASE COST	REALIZED GAIN/LOSS IN BASE CURRENCY
S	31-OCT-01 05-NOV-01	BAUSCH & LOMB INC COM	500 000-	16,264.45	16,280 00-	15.55-
S	31-OCT-01 05-NOV-01	BEAR STEARNS COS INC COM	200 000-	10,793.64	10,800.00-	6.36-
S	31-OCT-01 05-NOV-01	BECTON DICKINSON & CO COM	800.000-	28,640 00	28,640.00-	
S	31-OCT-01 05-NOV-01	BECTON DICKINSON & CO COM	300.000-	10,730.64	10,740.00-	9.36-
S	31-OCT-01 05-NOV-01	BELLSOUTH CORP COM	9,800.000-	362,600.00	362,600.00-	
S	31-OCT-01 05-NOV-01	BELO CORPORATION	900 000-	15,362.48	15,390.00-	27.52-
S	31-OCT-01 05-NOV-01	BIG LOTS INC COM	900.000-	6,542.78	6,570.00-	27.22-
S	31-OCT-01 05-NOV-01	BLACK HILLS CORP	200 000-	5,485.81	5,492.00-	6.19-
S	31-OCT-01 05-NOV-01	BLOCK H & R INC COM	500.000-	17,024 43	17,040 00-	15.57-
S	31-OCT-01 05-NOV-01	BOISE CASCADE CORP COM	300.000-	8,558.71	8,568.00-	9.29-
S	31-OCT-01 05-NOV-01	BORDERS GROUP INC COM	600.000-	9,335.68	9,354.00-	18.32-

KNI F541056
KNIGHT FOUNDATION
MCM CF RUSSELF1000 STOCK IND

TRANSACTION REPORT
FOR THE PERIOD 01 JANUARY 2001 THROUGH 31 DECEMBER 2001

RUN DATE: 19-FEB-02
PAGE: 65
M25701

TRAN CODE	EFFECTIVE/ CONTRACTUAL/ SETTLEMENT DATE	SECURITY DESCRIPTION (LOCAL CURR/SETTLE CURR)	SHARES PAR VALUE	TRADE DATE BASE AMOUNT	INVESTMENT BASE COST	REALIZED GAIN/LOSS IN BASE CURRENCY
S	31-OCT-01 05-NOV-01	BOSTON PPTYS INC COM	100.000-	3,531.88	3,535.00-	3.12-
S	31-OCT-01 05-NOV-01	BOSTON SCIENTIFIC CORP COM	600.000-	13,644.00	13,644.00-	
S	31-OCT-01 05-NOV-01	BOSTON SCIENTIFIC CORP COM	1,800.000-	48,876.63	48,932.00-	55.37-
S	31-OCT-01 05-NOV-01	BRINKER INTL INC COM	700.000-	17,758.40	17,780.00-	21.60-
S	31-OCT-01 05-NOV-01	BROADWING INC COM	800.000-	7,583.75	7,408.00-	24.25-
S	31-OCT-01 05-NOV-01	BRUNSWICK CORP COM	1,000.000-	17,859.40	17,890.00-	30.60-
S	31-OCT-01 05-NOV-01	BURLINGTON NORTH SANTA FE CORP COM	1,800.000-	48,310.38	48,366.00-	55.62-
S	31-OCT-01 05-NOV-01	CIGNA CORP COM	1,000.000-	72,900.00	72,900.00-	
S	31-OCT-01 05-NOV-01	CHGI INC	1,900 000-	2,868.90	2,869 00-	.10-
S	31-OCT-01 05-NOV-01	CHS ENERGY CORP COM	1,200.000-	25,812.00	25,812.00-	
S	31-OCT-01 05-NOV-01	CHF INC	400.000-	8,823.70	8,836.00-	12.30-



Mellon Bank, N A

TRANSACTION REPORT
FOR THE PERIOD 01 JANUARY 2001 THROUGH 31 DECEMBER 2001

RUN DATE 19-FEB-02
PAGE 66
H25701

KNI F541056
KNIGHT FOUNDATION
MCM CF RUSSELF1000 STOCK IND

TRAN CODE	EFFECTIVE/ CONTRACTUAL/ SETTLEMENT DATE	SECURITY DESCRIPTION (LOCAL CURR/SETTLE CURR)	SHARES PAR VALUE	TRADE DATE BASE AMOUNT	INVESTMENT BASE COST	REALIZED GAIN/LOSS IN BASE CURRENCY
S	31-OCT-01 05-NOV-01	CSX CORP COM	800 000-	26,935.10	26,960.00-	24 90-
S	31-OCT-01 05-NOV-01	CABLEVISION SYS CORP RAINBOW MEDIA GRP COM	300 000-	6,395 78	6,405.00-	9 22-
S	31-OCT-01 05-NOV-01	CABOT CORP COM	600 000-	20,081 33	20,100 00-	18.67-
S	31-OCT-01 05-NOV-01	CARRAMERICA RLTY CORP COM	600 000-	16,967 43	16,986 00-	18 57-
S	31-OCT-01 05-NOV-01	CATELLUS DEV CORP COM	800.000-	13,735 54	13,760 00-	24 46-
S	31-OCT-01 05-NOV-01	CATERPILLAR INC	1,400 000-	62,563 91	62,608 00-	44 09-
S	31-OCT-01 05-NOV-01	CENTEX CORP COM	400 000-	15,291.48	15,304 00-	12 52-
S	31-OCT-01 05-NOV-01	CENTURYTEL INC COM	1,400.000-	44,196 52	44,240 00-	43 48-
S	31-OCT-01 05-NOV-01	CERIDIAN CORP NEW COM	1,400.000-	23,043 23	23,086 00-	42.77-
S	31-OCT-01 05-NOV-01	CHARTER ONE FINL INC	900 000-	24,497 18	24,525 00-	27.82-
S	31-OCT-01 05-NOV-01	CHARTER COMMUNICATIONS INC DEL CL A	1,000 000-	14,139 52	14,140.00-	.48-

TRANSACTION REPORT
FOR THE PERIOD 01 JANUARY 2001 THROUGH 31 DECEMBER 2001

RUN DATE 19-FEB-02
PAGE 67
H25701

KNI F541056
KNIGHT FOUNDATION
MCM CF RUSSELF1000 STOCK IND

TRAN CODE	EFFECTIVE/ CONTRACTUAL/ SETTLEMENT DATE	SECURITY DESCRIPTION (LOCAL CURR/SETTLE CURR)	SHARES PAR VALUE	TRADE DATE BASE AMOUNT	INVESTMENT BASE COST	REALIZED GAIN/LOSS IN BASE CURRENCY
S	31-OCT-01 05-NOV-01	CHEVRONTXACO CORP COM	2,950.000-	261,222 50	261,222.50-	
S	31-OCT-01 05-NOV-01	CHEVRONTXACO CORP COM	1,950 000-	172,608 24	172,672.50-	64 26-
S	31-OCT-01 05-NOV-01	CHUBB CORP COM	1,000 000-	68,267.72	68,300.00-	32 28-
S	31-OCT-01 05-NOV-01	CINCINNATI FINL CORP COM	500.000-	18,599 38	18,600.00-	.62-
S	31-OCT-01 05-NOV-01	CIRCUIT CITY GROUP COM	2,200 000-	30,116.99	30,184 00-	67 81-
S	31-OCT-01 05-NOV-01	CITIGROUP INC COM	13,900 000-	632,728 00	632,728.00-	
S	31-OCT-01 05-NOV-01	CITIGROUP INC COM	7,100.000-	322,968.22	323,192 00-	223.78-
S	31-OCT-01 05-NOV-01	CITY NATL CORP COM	300 000-	12,290 59	12,300 00-	9.41-
S	31-OCT-01 05-NOV-01	CLAYTON HOMES INC COM	1,000.000-	14,000.00	14,000.00-	
S	31-OCT-01 05-NOV-01	CLOROX CO COM	700.000-	24,968 16	24,990.00-	21 84-
S	31-OCT-01 05-NOV-01	CONCAST CORP CL A SPL	1,600 000-	57,344.00	57,344 00-	



Mellon TrustSM

Mellon Bank, N.A

KNI F541054
KNIGHT FOUNDATION
MCH CF RUSSELL1000 STOCK IND

TRANSACTION REPORT
FOR THE PERIOD 01 JANUARY 2001 THROUGH 31 DECEMBER 2001

RUN DATE: 19-FEB-0
PAGE: 6
M25701

TRAN CODE	EFFECTIVE/ CONTRACTUAL/ SETTLEMENT DATE	SECURITY DESCRIPTION (LOCAL CURR/SETTLE CURR)	SHARES PAR VALUE	TRADE DATE BASE AMOUNT	INVESTMENT BASE COST	REALIZED GAIN/LOSS IN BASE CURRENCY
S	31-OCT-01 05-NOV-01	AMERICA INC COM	600 000-	27,654 00	27,654.00-	
S	31-OCT-01 05-NOV-01	COMMERCE BANCORP INC N J	200 000-	14,593 51	14,600.00-	6 49-
S	31-OCT-01 05-NOV-01	COMMERCE BANCSHARES INC	600 000-	21,762 00	21,762.00-	
S	31-OCT-01 05-NOV-01	COMPASS BANCSHARES INC	200.000-	5,005.83	5,006.00-	.17-
S	31-OCT-01 05-NOV-01	COMPAQ COMPUTER CORP COM	8,100.000-	70,629 63	70,875.00-	245.37-
S	31-OCT-01 05-NOV-01	COMPUTER ASSOC INTL INC COM	2,000.000-	61,840 00	61,840.00-	
S	31-OCT-01 05-NOV-01	COMPUTER SCIENCES CORP COM	600 000-	21,527.28	21,546 00-	18.72-
S	31-OCT-01 05-NOV-01	CONAGRA FOODS INC COM	2,300 000-	52,599.24	52,670.00-	70.76-
S	31-OCT-01 05-NOV-01	CONECTIV INC COM	800.000-	18,855.37	18,880.00-	24.63-
S	31-OCT-01 05-NOV-01	CONOCO INC COM	2,980.000-	74,440 51	74,530.00-	89.49-
S	31-OCT-01 05-NOV-01	CONSECO INC COM	2,800.000-	8,287 72	8,372.00-	84 28-

KNI F541054
KNIGHT FOUNDATION
MCH CF RUSSELL1000 STOCK IND

TRANSACTION REPORT
FOR THE PERIOD 01 JANUARY 2001 THROUGH 31 DECEMBER 2001

RUN DATE: 19-FEB-0
PAGE: 6
M25701

TRAN CODE	EFFECTIVE/ CONTRACTUAL/ SETTLEMENT DATE	SECURITY DESCRIPTION (LOCAL CURR/SETTLE CURR)	SHARES PAR VALUE	TRADE DATE BASE AMOUNT	INVESTMENT BASE COST	REALIZED GAIN/LOSS IN BASE CURRENCY
S	31-OCT-01 05-NOV-01	CONSOLIDATED EDISON INC COM	800.000-	31,566.94	31,592.00-	25.06-
S	31-OCT-01 05-NOV-01	CONSTELLATION BRANDS INC CL A	200.000-	8,201.72	8,208.00-	6.28-
S	31-OCT-01 05-NOV-01	CONSTELLATION ENGY GRP INC COM	700.000-	15,637.47	15,659.00-	21.53-
S	31-OCT-01 05-NOV-01	CONTINENTAL AIRLS INC CL B	500 000-	8,729.70	8,745.00-	15.30-
S	31-OCT-01 05-NOV-01	COOPER INDS INC COM	200.000-	7,733.74	7,740.00-	6.26-
S	31-OCT-01 05-NOV-01	COSTCO WHSL CORP NEW COM	1,100.000-	41,613.00	41,613.00-	
S	31-OCT-01 05-NOV-01	COSTCO WHSL CORP NEW COM	400.000-	15,131.49	15,132.00-	.51-
S	31-OCT-01 05-NOV-01	COUNTRYWIDE CR INDS INC COM	700.000-	27,929.06	27,951.00-	21.94-
S	31-OCT-01 05-NOV-01	COX COMMUNICATIONS INC CL A	900 000-	34,441.85	34,470 00-	28.15-
S	31-OCT-01 05-NOV-01	CRESCENT REAL ESTATE EQUITIES INC TR TEX RE COM	200.000-	3,515.88	3,522.00-	6.12-
S	31-OCT-01 05-NOV-01	CULLEN FROST BANKERS INC COM	400.000-	10,771.64	10,784.00-	12.36-



Mellon Bank, N A

MI F541056
NIGHT FOUNDATION
ICM CF RUSSELF1000 STOCK IND

TRANSACTION REPORT
FOR THE PERIOD 01 JANUARY 2001 THROUGH 31 DECEMBER 2001

RUN DATE 19-FEB-02
PAGE 70
M25701

TRAN CODE	EFFECTIVE/ CONTRACTUAL/ SETTLEMENT DATE	SECURITY DESCRIPTION (LOCAL CURR/SETTLE CURR)	SHARES PAR VALUE	TRADE DATE BASE AMOUNT	INVESTMENT BASE COST	REALIZED GAIN/LOSS IN BASE CURRENCY
;	31-OCT-01 05-NOV-01	CUMMINS INC COM	200 000-	6,255 79	6,262 00-	6 21-
;	31-OCT-01 05-NOV-01	DPL INC COM	1,300 000-	29,860 00	29,900.00-	40 00-
;	31-OCT-01 05-NOV-01	D R HORTON INC	300.000-	6,695 77	6,705 00-	9.23-
;	31-OCT-01 05-NOV-01	DTE ENERGY CO COM	1,000 000-	41,690 00	41,690 00-	
;	31-OCT-01 05-NOV-01	DTE ENERGY CO COM	400 000-	16,663.44	16,676 00-	12 56-
;	31-OCT-01 05-NOV-01	DANA CORP	1,500 000-	16,079 46	16,125 00-	45 54-
;	31-OCT-01 05-NOV-01	DARDEN RESTAURANTS INC	600 000-	19,193.35	19,212.00-	18.65-
;	31-OCT-01 05-NOV-01	DEERE & CO COM	1,000 000-	36,950.76	36,990 00-	31.24-
;	31-OCT-01 05-NOV-01	DELPHI AUTOMOTIVE SYS CORP COM	2,600 000-	30,106.99	30,186 00-	79 01-
;	31-OCT-01 05-NOV-01	DELTA AIR LINES INC DEL COM	500 000-	11,414.61	11,430 00-	15 39-
;	31-OCT-01 05-NOV-01	DELUXE CORP COM	700.000-	24,478 18	24,500.00-	21 82-

MI F541056
NIGHT FOUNDATION
ICM CF RUSSELF1000 STOCK IND

TRANSACTION REPORT
FOR THE PERIOD 01 JANUARY 2001 THROUGH 31 DECEMBER 2001

RUN DATE 19-FEB-02
PAGE 71
M25701

TRAN CODE	EFFECTIVE/ CONTRACTUAL/ SETTLEMENT DATE	SECURITY DESCRIPTION (LOCAL CURR/SETTLE CURR)	SHARES PAR VALUE	TRADE DATE BASE AMOUNT	INVESTMENT BASE COST	REALIZED GAIN/LOSS IN BASE CURRENCY
	31-OCT-01 05-NOV-01	DEVON ENERGY CORP NEW COM	700.000-	26,810.00	26,810 00-	
	31-OCT-01 05-NOV-01	DIEBOLD INC	600 000-	21,780 00	21,780 00-	
	31-OCT-01 05-NOV-01	DISNEY WALT CO COM	9,600 000-	178,464 00	178,464 00-	
	31-OCT-01 05-NOV-01	DOMINION RES INC VA NEW COM	1,500.000-	91,631 94	91,680 00-	48.06-
	01-NOV-01 05-NOV-01	DOMINION RES INC VA NEW COM	32 000-	3,956 86	3,960.00-	3 14-
	31-OCT-01 05-NOV-01	DONNELLEY R R & SONS CO COM	1,100 000-	28,016 06	28,050.00-	33 94-
	31-OCT-01 05-NOV-01	DOVER CORP COM	500.000-	16,459 45	16,475 00-	15.55-
	31-OCT-01 05-NOV-01	DOW CHEM CO COM	1,000.000-	33,250 00	33,250 00-	
	31-OCT-01 05-NOV-01	DOW CHEM CO COM	2,900 000-	96,334 78	96,425.00-	90.22-
	31-OCT-01 05-NOV-01	DOW JONES & CO INC COM	100.000-	4,496 85	4,500 00-	3.15-
	31-OCT-01 05-NOV-01	DU PONT E I DE NEMOURS & CO COM	4,200.000-	167,958 00	167,958 00-	



Mellon Bank, N.A

KNI F541056
KNIGHT FOUNDATION
MCM CF RUSSELF1000 STOCK IND

TRANSACTION REPORT
FOR THE PERIOD 01 JANUARY 2001 THROUGH 31 DECEMBER 2001

RUN DATE: 19-FEB-02
PAGE: 72
M25701

TRAN CODE	EFFECTIVE/ CONTRACTUAL/ SETTLEMENT DATE	SECURITY DESCRIPTION (LOCAL CURR/SETTLE CURR)	SHARES PAR VALUE	TRADE DATE BASE AMOUNT	INVESTMENT BASE COST	REALIZED GAIN/LOSS IN BASE CURRENCY
S	31-OCT-01 05-NOV-01	DU PONT E I DE MEMOURS & CO COM	1,100.000-	43,954.53	43,989.00-	34.47-
S	31-OCT-01 05-NOV-01	DUKE ENERGY CORP COM	3,300.000-	126,649.77	126,753.00-	103.23-
S	31-OCT-01 05-NOV-01	DUKE REALTY CORPORATION	1,000.000-	23,019.23	23,050.00-	30.77-
S	31-OCT-01 05-NOV-01	DUN & BRADSTREET CORP DEL NEW	900.000-	28,134.00	28,134.00-	
S	31-OCT-01 05-NOV-01	EASTMAN CHEM CO COM	800.000-	27,423.08	27,448.00-	24.92-
S	31-OCT-01 05-NOV-01	EASTMAN KODAK CO COM	1,500.000-	38,355.00	38,355.00-	
S	31-OCT-01 05-NOV-01	EATON CORP	200.000-	13,081.56	13,088.00-	6.44-
S	31-OCT-01 05-NOV-01	EDISON INTL COM	900.000-	12,789.00	12,789.00-	
S	31-OCT-01 05-NOV-01	EDISON INTL COM	2,300.000-	32,612.91	32,683.00-	70.09-
S	31-OCT-01 05-NOV-01	EDWARDS A G INC COM	900.000-	35,557.81	35,586.00-	28.19-
S	31-OCT-01 05-NOV-01	EL PASO CORP COM	800.000-	39,248.00	39,248.00-	

KNI F541056
KNIGHT FOUNDATION
MCM CF RUSSELF1000 STOCK IND

TRANSACTION REPORT
FOR THE PERIOD 01 JANUARY 2001 THROUGH 31 DECEMBER 2001

RUN DATE: 19-FEB-02
PAGE: 73
M25701

TRAN CODE	EFFECTIVE/ CONTRACTUAL/ SETTLEMENT DATE	SECURITY DESCRIPTION (LOCAL CURR/SETTLE CURR)	SHARES PAR VALUE	TRADE DATE BASE AMOUNT	INVESTMENT BASE COST	REALIZED GAIN/LOSS IN BASE CURRENCY
S	31-OCT-01 05-NOV-01	EL PASO CORP COM	100.000-	4,902.83	4,906.00-	3.17-
S	31-OCT-01 05-NOV-01	EMERSON ELEC CO COM	1,000.000-	49,020.00	49,020.00-	
S	31-OCT-01 05-NOV-01	EMERSON ELEC CO COM	900.000-	44,009.52	44,118.00-	28.48-
S	31-OCT-01 05-NOV-01	EMMIS COMMUNICATIONS CORP COM	300.000-	4,064.86	4,065.00-	.14-
S	31-OCT-01 05-NOV-01	ENERGY EAST CORP COM	200.000-	3,757.87	3,764.00-	6.13-
S	31-OCT-01 05-NOV-01	EMERGIZER HLDS INC COM	900.000-	14,813.58	14,841.00-	27.50-
S	31-OCT-01 05-NOV-01	ENGELHARD CORP	1,300.000-	33,995.86	34,034.00-	40.14-
S	31-OCT-01 05-NOV-01	ENTERASYS NETWORKS INC COM	800.000-	6,343.78	6,368.00-	24.22-
S	31-OCT-01 05-NOV-01	ENTERCOM COMMUNICATIONS CORP	200.000-	6,733.77	6,740.00-	6.23-
S	31-OCT-01 05-NOV-01	ENTERGY CORP NEW COM	600.000-	23,291.22	23,310.00-	18.78-
S	31-OCT-01 05-NOV-01	EQUITABLE RES INC COM	700.000-	23,015.23	23,037.00-	21.77-



Mellon TrustSM

Mellon Bank, N.A

KNI F541056
KNIGHT FOUNDATION
MCM CF RUSSELF1000 STOCK IND

TRANSACTION REPORT
FOR THE PERIOD 01 JANUARY 2001 THROUGH 31 DECEMBER 2001

RUN DATE 19-FEB-02
PAGE 74
M25701

TRAN CODE	EFFECTIVE/ CONTRACTUAL/ SETTLEMENT DATE	SECURITY DESCRIPTION (LOCAL CURR/SETTLE CURR)	SHARES PAR VALUE	TRADE DATE BASE AMOUNT	INVESTMENT BASE COST	REALIZED GAIN/LOSS IN BASE CURRENCY
S	31-OCT-01 05-NOV-01	EQUITY OFFICE PPTYS TR COM	1,600 000-	45,600 00	45,600.00-	
S	31-OCT-01 05-NOV-01	EQUITY RESIDENTIAL PPTYS TR SH BEN INT COM	600 000-	15,570 00	15,570.00-	
S	31-OCT-01 05-NOV-01	ERIE INDEMNITY CO CL A	200 000-	7,759.74	7,760.00-	26-
S	31-OCT-01 05-NOV-01	ETHAN ALLEN INTERIORS INC COM	200.000-	6,395 78	6,402.00-	6 22-
S	31-OCT-01 05-NOV-01	EXELON CORP COM	1,300 000-	54,691 00	54,691.00-	
S	31-OCT-01 05-NOV-01	EXTENDED STAY AMERICA INC	600.000-	8,061 73	8,100.00-	18 27-
S	31-OCT-01 05-NOV-01	EXXON MOBIL CORP	25,500.000-	1,005,975.00	1,005,975.00-	
S	31-OCT-01 05-NOV-01	EXXON MOBIL CORP	10,100.000-	398,128 71	398,445.00-	316 29-
S	31-OCT-01 05-NOV-01	FMC CORP NEW COM	500 000-	14,228 52	14,238.00-	9 48-
S	31-OCT-01 05-NOV-01	FPL GROUP INC COM	600 000-	31,860.00	31,860.00-	
S	31-OCT-01 05-NOV-01	FEDERAL NATIONAL MTC ASSN	2,800 000-	226,688 00	226,688.00-	

KNI F541056
KNIGHT FOUNDATION
MCM CF RUSSELF1000 STOCK IND

TRANSACTION REPORT
FOR THE PERIOD 01 JANUARY 2001 THROUGH 31 DECEMBER 2001

RUN DATE 19-FEB-02
PAGE 75
M25701

TRAN CODE	EFFECTIVE/ CONTRACTUAL/ SETTLEMENT DATE	SECURITY DESCRIPTION (LOCAL CURR/SETTLE CURR)	SHARES PAR VALUE	TRADE DATE BASE AMOUNT	INVESTMENT BASE COST	REALIZED GAIN/LOSS IN BASE CURRENCY
S	31-OCT-01 05-NOV-01	FEDERAL NATIONAL MTC ASSN	500 000-	40,463.65	40,488.00-	16.35-
S	31-OCT-01 05-NOV-01	FEDERATED DEPT STORES INC DEL COM	900.000-	28,791.00	28,791.00-	
S	31-OCT-01 05-NOV-01	FEDEX CORP COM	1,200.000-	49,296.00	49,296.00-	
S	31-OCT-01 05-NOV-01	FIRST TENN MATL CORP	500 000-	17,275.00	17,275.00-	
S	31-OCT-01 05-NOV-01	FIRSTENERGY CORP COM	900.000-	30,985 96	31,014.00-	28 04-
S	31-OCT-01 05-NOV-01	FLEET BOSTON FINL CORP COM	4,400.000-	144,584.00	144,584.00-	
S	31-OCT-01 05-NOV-01	FLEET BOSTON FINL CORP COM	700 000-	22,980.23	23,002.00-	21.77-
S	31-OCT-01 05-NOV-01	FLUOR CORP NEW COM	300.000-	11,156.62	11,166.00-	9.38-
S	31-OCT-01 05-NOV-01	FORD MTR CO DEL COM PAR 80 01	4,100 000-	65,805.00	65,805.00-	
S	31-OCT-01 05-NOV-01	FORD MTR CO DEL COM PAR 80 01	4,600.000-	73,689.53	73,830.00-	140.47-
S	31-OCT-01 05-NOV-01	FORTUNE BRANDS INC COM	700.000-	25,773 14	25,795.00-	21 86-



Mellon Bank, N.A

TRANSACTION REPORT
FOR THE PERIOD 01 JANUARY 2001 THROUGH 31 DECEMBER 2001

RUN DATE 19-FEB-01
PAGE 7
H25701

KNI F541056
KNIGHT FOUNDATION
MCM CF RUSSELL1000 STOCK IND

TRAN CODE	EFFECTIVE/ CONTRACTUAL/ SETTLEMENT DATE	SECURITY DESCRIPTION (LOCAL CURR/SETTLE CURR)	SHARES PAR VALUE	TRADE DATE BASE AMOUNT	INVESTMENT BASE COST	REALIZED GAIN/LOSS IN BASE CURRENCY
S	31-OCT-01 05-NOV-01	FOX ENTMT GROUP INC CL A COM	900.000-	19,781 35	19,809.00-	27 67-
S	31-OCT-01 05-NOV-01	FRANKLIN RES INC COM	1,000.000-	32,100 00	32,100.00-	
S	31-OCT-01 05-NOV-01	FRANKLIN RES INC COM	200 000-	6,415 78	6,420.00-	6 22-
S	31-OCT-01 05-NOV-01	FULTON FINL CORP PA	100 000-	2,191 92	2,192.00-	.08-
S	31-OCT-01 05-NOV-01	GANNETT INC COM	800.000-	50,560.00	50,560.00-	
S	31-OCT-01 05-NOV-01	GANNETT INC COM	200.000-	12,633 57	12,640.00-	6.45-
S	31-OCT-01 05-NOV-01	GATEWAY INC	1,800 000-	10,115 66	10,170.00-	54 34-
S	31-OCT-01 05-NOV-01	GEMSTAR-TV GUIDE INTL INC	400 000-	8,108 00	8,108.00-	
S	31-OCT-01 05-NOV-01	GENERAL DYNAMICS CORP COM	500.000-	40,800 00	40,800.00-	
S	31-OCT-01 05-NOV-01	GENERAL DYNAMICS CORP COM	500.000-	40,783.64	40,800 00-	16.36-
S	31-OCT-01 05-NOV-01	GENERAL HLS INC COM	1,100.000-	50,477 31	50,512.00-	34.69-

TRANSACTION REPORT
FOR THE PERIOD 01 JANUARY 2001 THROUGH 31 DECEMBER 2001

RUN DATE 19-FEB-01
PAGE 7
H25701

KNI F541056
KNIGHT FOUNDATION
MCM CF RUSSELL1000 STOCK IND

TRAN CODE	EFFECTIVE/ CONTRACTUAL/ SETTLEMENT DATE	SECURITY DESCRIPTION (LOCAL CURR/SETTLE CURR)	SHARES PAR VALUE	TRADE DATE BASE AMOUNT	INVESTMENT BASE COST	REALIZED GAIN/LOSS IN BASE CURRENCY
S	31-OCT-01 05-NOV-01	GENERAL MTRS CORP COM	800.000-	33,056 00	33,056.00-	
S	31-OCT-01 05-NOV-01	GENERAL MTRS CORP COM	1,600.000-	66,061.79	66,112.00-	50.21-
S	31-OCT-01 05-NOV-01	GENUINE PARTS CO COM	600.000-	19,500.00	19,500.00-	
S	31-OCT-01 05-NOV-01	GENUINE PARTS CO COM	200.000-	6,493.78	6,500.00-	6.22-
S	31-OCT-01 05-NOV-01	GEORGIA PAC CORP COM	600.000-	16,637 44	16,656.00-	18.56-
S	31-OCT-01 05-NOV-01	GLOBAL INDS LTD COM	200 000-	1,413.95	1,414.00-	.05-
S	31-OCT-01 05-NOV-01	GOLDEN ST BANCORP INC COM	700 000-	17,752.00	17,752.00-	
S	31-OCT-01 05-NOV-01	GOLDEN WEST FINL CORP DEL COM	400.000-	19,440.00	19,440.00-	
S	31-OCT-01 05-NOV-01	GOLDMAN SACHS GROUP INC COM	900.000-	70,344.00	70,344.00-	
S	31-OCT-01 05-NOV-01	GOODRICH CORP	500.000-	10,659.64	10,675.00-	15.36-
S	31-OCT-01 05-NOV-01	GOODYEAR TIRE & RUBR CO COM	800.000-	14,879.50	14,904.00-	24.50-



Mellon Bank, N.A.

TRANSACTION REPORT
FOR THE PERIOD 01 JANUARY 2001 THROUGH 31 DECEMBER 2001

RUN DATE 19-FEB-02
PAGE 78
M25701

NY F541056
KNIGHT FOUNDATION
MCH CF RUSSELF1000 STOCK IND

TRAN CODE	EFFECTIVE/ CONTRACTUAL/ SETTLEMENT DATE	SECURITY DESCRIPTION (LOCAL CURR/SETTLE CURR)	SHARES PAR VALUE	TRADE DATE BASE AMOUNT	INVESTMENT BASE COST	REALIZED GAIN/LOSS IN BASE CURRENCY
S	31-OCT-01 05-NOV-01	GRAINGER W W INC COM	700 000-	30,287 98	30,510 00-	22 02-
S	31-OCT-01 05-NOV-01	GRANT PRIDECO INC.COM	1,000 000-	9,059 69	9,090 00-	30 31-
S	31-OCT-01 05-NOV-01	GREAT LAKES CHEM CORP COM	400 000-	8,471 71	8,484 00-	12.29-
S	31-OCT-01 05-NOV-01	GREAT PLAINS ENERGY INC COM	600 000-	14,297 52	14,316 00-	18.48-
S	31-OCT-01 05-NOV-01	GREENPOINT FINL CORP COM	900 000-	28,845 00	28,845 00-	
S	31-OCT-01 05-NOV-01	HCA INC	3,700 000-	146,626 10	146,742.00-	115 90-
S	31-OCT-01 05-NOV-01	HCC INS HLDGS INC COM	500 000-	13,745 00	13,745.00-	
S	31-OCT-01 05-NOV-01	HANCOCK JOHN FINL SVCS INC COM	1,100 000-	37,488 00	37,488.00-	
S	31-OCT-01 05-NOV-01	HARRAHS ENTHT INC COM	1,000 000-	29,099 02	29,130.00-	30.98-
S	31-OCT-01 05-NOV-01	HARTE-HANKS INC COM	400 000-	9,307.68	9,320 00-	12.32-
S	31-OCT-01 05-NOV-01	HARTFORD FINL SVCS GROUP INC COM	800 000-	43,174 56	43,200 00-	25.44-

NI F541056
KNIGHT FOUNDATION
MCH CF RUSSELF1000 STOCK IND

TRANSACTION REPORT
FOR THE PERIOD 01 JANUARY 2001 THROUGH 31 DECEMBER 2001

RUN DATE 19-FEB-02
PAGE 79
M25701

TRAN CODE	EFFECTIVE/ CONTRACTUAL/ SETTLEMENT DATE	SECURITY DESCRIPTION (LOCAL CURR/SETTLE CURR)	SHARES PAR VALUE	TRADE DATE BASE AMOUNT	INVESTMENT BASE COST	REALIZED GAIN/LOSS IN BASE CURRENCY
	31-OCT-01 05-NOV-01	HASBRO INC COM	1,600.000-	26,463.11	26,512.00-	48.89-
	31-OCT-01 05-NOV-01	HEALTH CARE PPTY INVS INC COM	400 000-	14,875 50	14,888.00-	12 50-
	31-OCT-01 05-NOV-01	HEALTHSOUTH CORP COM	1,500 000-	19,484.34	19,530.00-	45.66-
	31-OCT-01 05-NOV-01	HEALTH MGMT ASSOC INC NEW CL A COM	800.000-	15,592 00	15,592.00-	
	31-OCT-01 05-NOV-01	HEALTH NET INC	800 000-	17,535.41	17,560 00-	24.59-
	31-OCT-01 05-NOV-01	HEARST ARGYLE TELEVISION INC	300 000-	5,570.81	5,580 00-	9 19-
	31-OCT-01 05-NOV-01	HELMERICH & PAYNE INC COM	600.000-	18,179.39	18,198.00-	18.61-
	31-OCT-01 05-NOV-01	HERSHEY FOODS CORP	100.000-	6,373 00	6,373.00-	
	31-OCT-01 05-NOV-01	HEWLETT PACKARD CO COM	4,600 000-	77,418.00	77,418.00-	
	31-OCT-01 05-NOV-01	HEWLETT PACKARD CO COM	3,400 000-	57,118.09	57,222 00-	103.91-
	31-OCT-01 05-NOV-01	HIBERNIA CORP CL A COM	1,800.000-	27,360.00	27,360.00-	



Mellon TrustSM

Mellon Bank, N.A

KNI F541056
KNIGHT FOUNDATION
MCM CF RUSSELF1000 STOCK IND

TRANSACTION REPORT
FOR THE PERIOD 01 JANUARY 2001 THROUGH 31 DECEMBER 2001

RUN DATE: 19-FEB-02
PAGE: 80
M25701

TRAN CODE	EFFECTIVE/ CONTRACTUAL/ SETTLEMENT DATE	SECURITY DESCRIPTION (LOCAL CURR/SETTLE CURR)	SHARES PAR VALUE	TRADE DATE BASE AMOUNT	INVESTMENT BASE COST	REALIZED GAIN/LOSS IN BASE CURRENCY
S	31-OCT-01 05-NOV-01	HILLENBRAND INDS INC COM	400.000-	21,195.29	21,208.00-	12.71-
S	31-OCT-01 05-NOV-01	HILTON HOTELS CORP COM	3,200.000-	27,392.00	27,392.00-	
S	31-OCT-01 05-NOV-01	HOLLINGER INTL INC CL A	100.000-	1,029.96	1,033.00-	3.04-
S	31-OCT-01 05-NOV-01	HON INDS INC	600.000-	14,423.51	14,442.00-	18.49-
S	31-OCT-01 05-NOV-01	HONEYWELL INTL INC COM	1,500.000-	44,325.00	44,325.00-	
S	31-OCT-01 05-NOV-01	HONEYWELL INTL INC COM	1,200.000-	35,422.81	35,460.00-	37.19-
S	31-OCT-01 05-NOV-01	HORNEL FOODS CORP COM	500.000-	12,000.00	12,000.00-	
S	31-OCT-01 05-NOV-01	HOUSEHOLD INTL INC COM	500.000-	26,134.12	26,150.00-	15.88-
S	31-OCT-01 05-NOV-01	HUBBELL INC CL B	500.000-	13,644.54	13,660.00-	15.46-
S	31-OCT-01 05-NOV-02	HUDSON CITY BANCORP INC COM	500.000-	11,769.68	11,770.00-	.40-
S	31-OCT-01 05-NOV-01	HUMANA INC COM	1,600.000-	18,431.38	18,460.00-	48.62-

KNI F541056
KNIGHT FOUNDATION
MCM CF RUSSELF1000 STOCK IND

TRANSACTION REPORT
FOR THE PERIOD 01 JANUARY 2001 THROUGH 31 DECEMBER 2001

RUN DATE: 19-FEB-02
PAGE: 81
M25701

TRAN CODE	EFFECTIVE/ CONTRACTUAL/ SETTLEMENT DATE	SECURITY DESCRIPTION (LOCAL CURR/SETTLE CURR)	SHARES PAR VALUE	TRADE DATE BASE AMOUNT	INVESTMENT BASE COST	REALIZED GAIN/LOSS IN BASE CURRENCY
S	31-OCT-01 05-NOV-01	HUNTINGTON BANCSHARES INC	2,500.000-	38,573.71	38,575.00-	1.29-
S	31-OCT-01 05-NOV-01	ITT INDS INC IND COM	800.000-	38,446.71	38,472.00-	25.29-
S	31-OCT-01 05-NOV-01	IDACORP INC COM	400.000-	15,187.49	15,200.00-	12.51-
S	31-OCT-01 05-NOV-01	ILLINOIS TOOL WKS INC COM	1,000.000-	57,168.09	57,200.00-	31.91-
S	31-OCT-01 05-NOV-01	INSIGHT COMM INC CL A COM	300.000-	6,149.79	6,150.00-	.21-
S	31-OCT-01 05-NOV-01	INTERNATIONAL PAPER CO COM	2,200.000-	78,691.37	78,760.00-	68.63-
S	31-OCT-01 05-NOV-01	INTERNATIONAL SPEEDWAY CORP CL A	200.000-	7,423.75	7,424.00-	.25-
S	31-OCT-01 05-NOV-01	J P MORGAN CHASE & CO COM	6,850.000-	242,216.00	242,216.00-	
S	31-OCT-01 05-NOV-01	J P MORGAN CHASE & CO COM	2,750.000-	97,154.25	97,240.00-	85.75-
S	31-OCT-01 05-NOV-01	JACOBS ENGR GROUP INC COM	200.000-	13,101.56	13,108.00-	6.44-
S	31-OCT-01 05-NOV-01	JEFFERSON PILOT CORP COM	600.000-	24,810.00	24,810.00-	



Mellon Bank, N.A

KMI F541056
KNIGHT FOUNDATION
MCH CF RUSSELF1000 STOCK IND

TRANSACTION REPORT
FOR THE PERIOD 01 JANUARY 2001 THROUGH 31 DECEMBER 2001

RUN DATE 19-FEB-02
PAGE 82
M25701

TRAN CODE	EFFECTIVE/ CONTRACTUAL/ SETTLEMENT DATE	SECURITY DESCRIPTION (LOCAL CURR/SETTLE CURR)	SHARES PAR VALUE	TRADE DATE BASE AMOUNT	INVESTMENT BASE COST	REALIZED GAIN/LOSS IN BASE CURRENCY
S	31-OCT-01 05-NOV-01	JOHNSON CTLS INC COM	500 000-	36,143.79	36,160 00-	16 21-
S	31-OCT-01 05-NOV-01	K MART CORP COM	4,800.000-	29,424 00	29,424 00-	
S	31-OCT-01 05-NOV-01	KELLOGG CO COM	800 000-	24,375 18	24,400.00-	24 82-
S	31-OCT-01 05-NOV-01	KENET CORP COM	700 000-	12,494 58	12,516.00-	21.42-
S	31-OCT-01 05-NOV-01	KERR MCGEE CORP	500.000-	28,800.00	28,800.00-	
S	31-OCT-01 05-NOV-01	KEYCORP NEW COM	600 000-	12,756.00	12,756 00-	
S	31-OCT-01 05-NOV-01	KEYCORP NEW COM	1,200.000-	25,475.14	25,512.00-	36 86-
S	31-OCT-01 05-NOV-01	KEYSPAN CORP	1,300 000-	43,134.00	43,134 00-	
S	31-OCT-01 05-NOV-01	KIMBERLY CLARK CORP COM	800 000-	44,408.00	44,408 00-	
S	31-OCT-01 05-NOV-01	KIMBERLY CLARK CORP COM	800.000-	44,382.51	44,408 00-	25.49-
S	31-OCT-01 05-NOV-01	KIMCO RLTY CORP COM	600 000-	29,315.02	29,334.00-	18.98-

KMI F541056
KNIGHT FOUNDATION
MCH CF RUSSELF1000 STOCK IND

TRANSACTION REPORT
FOR THE PERIOD 01 JANUARY 2001 THROUGH 31 DECEMBER 2001

RUN DATE 19-FEB-02
PAGE 83
M25701

TRAN CODE	EFFECTIVE/ CONTRACTUAL/ SETTLEMENT DATE	SECURITY DESCRIPTION (LOCAL CURR/SETTLE CURR)	SHARES PAR VALUE	TRADE DATE BASE AMOUNT	INVESTMENT BASE COST	REALIZED GAIN/LOSS IN BASE CURRENCY
S	31-OCT-01 05-NOV-01	LAFARGE NORTH AMERICA INC	300 000-	10,625.64	10,635.00-	9.36-
S	31-OCT-01 05-NOV-01	LAMAR ADVERTISING CO CL A	500 000-	15,699 47	15,700.00-	53-
S	31-OCT-01 05-NOV-01	LEAR CORP COM	600.000-	18,401.38	18,420.00-	18 62-
S	31-OCT-01 05-NOV-01	LEGGETT & PLATT INC COM	1,800 000-	38,950.69	39,006.00-	55.31-
S	31-OCT-01 05-NOV-01	LEGG MASON INC	500.000-	21,055.00	21,055 00-	
S	31-OCT-01 05-NOV-01	LEHMAN BROS HLDGS INC COM	980.000-	56,214.00	56,214 00-	
S	31-OCT-01 05-NOV-01	LEHMAN CORP COM	400 000-	14,491.51	14,504 00-	12.49-
S	31-OCT-01 05-NOV-01	LEUCADIA NATL CORP COM	300.000-	8,684 71	8,694 00-	9.29-
S	31-OCT-01 05-NOV-01	LIBERTY FINL COS INC COM	200 000-	6,555 78	6,562 00-	6.22-
S	31-OCT-01 05-NOV-01	LIBERTY MEDIA CORP NEW COM SER A	5,600 000-	65,464 00	65,464 00-	
S	31-OCT-01 05-NOV-01	LIBERTY MEDIA CORP NEW COM SER A	7,400 000-	86,281.11	86,506 00-	224.89-



Mellon TrustSM

Mellon Bank, N.A

KNI F541056
KNIGHT FOUNDATION
MCM CF RUSSELF1000 STOCK IND

TRANSACTION REPORT FOR THE PERIOD 01 JANUARY 2001 THROUGH 31 DECEMBER 2001

RUN DATE 19-FEB-0
PAGE 8
M25701

TRAN CODE	EFFECTIVE/ CONTRACTUAL/ SETTLEMENT DATE	SECURITY DESCRIPTION (LOCAL CURR/SETTLE CURR)	SHARES PAR VALUE	TRADE DATE BASE AMOUNT	INVESTMENT BASE COST	REALIZED GAIN/LOSS IN BASE CURRENCY
S	31-OCT-01 05-NOV-01	LIBERTY PPTY TR SHS BEN INT COM	600.000-	16,061.46	16,080.00-	18.54-
S	31-OCT-01 05-NOV-01	LIMITED INC COM	3,100.000-	34,565.00	34,565.00-	
S	31-OCT-01 05-NOV-01	LINCOLN NATL CORP IND COM	600.000-	25,391.15	25,410.00-	18.85-
S	31-OCT-01 05-NOV-01	LIZ CLAIBORNE INC COM	600.000-	27,281.09	27,300.00-	18.91-
S	31-OCT-01 05-NOV-01	LOCKHEED MARTIN CORP COM	1,500.000-	73,107.56	73,155.00-	47.44-
S	31-OCT-01 05-NOV-01	LOEWS CORP COM	400.000-	20,387.32	20,320.00-	12.68-
S	31-OCT-01 05-NOV-01	LUBRIZOL CORP	500.000-	14,054.53	14,070.00-	15.47-
S	31-OCT-01 05-NOV-01	LUCENT TECHNOLOGIES INC COM	1,800.000-	12,060.00	12,060.00-	
S	31-OCT-01 05-NOV-01	LUCENT TECHNOLOGIES INC COM	14,600.000-	97,378.73	97,820.00-	441.27-
S	31-OCT-01 05-NOV-01	LYONDELL CHEMICAL CO COM	1,100.000-	14,607.51	14,641.00-	33.49-
S	31-OCT-01 05-NOV-01	M & T BK CORP COM	500.000-	19,640.34	19,650.00-	9.66-

KNI F541056
KNIGHT FOUNDATION
MCM CF RUSSELF1000 STOCK IND

TRANSACTION REPORT FOR THE PERIOD 01 JANUARY 2001 THROUGH 31 DECEMBER 2001

RUN DATE 19-FEB-0
PAGE 8
M25701

TRAN CODE	EFFECTIVE/ CONTRACTUAL/ SETTLEMENT DATE	SECURITY DESCRIPTION (LOCAL CURR/SETTLE CURR)	SHARES PAR VALUE	TRADE DATE BASE AMOUNT	INVESTMENT BASE COST	REALIZED GAIN/LOSS IN BASE CURRENCY
S	31-OCT-01 05-NOV-01	NBIA INC COM	1,000.000-	46,028.46	46,060.00-	31.54-
S	31-OCT-01 05-NOV-01	NDU RESOURCES GROUP INC	700.000-	16,995.43	17,017.00-	21.57-
S	31-OCT-01 05-NOV-01	NBIC INVT CORP WIS COM	300.000-	15,512.48	15,522.00-	9.52-
S	31-OCT-01 05-NOV-01	NEM MIRAGE	500.000-	11,134.62	11,150.00-	15.38-
S	31-OCT-01 05-NOV-01	NACK CALI RLTY CORP COM	200.000-	6,193.79	6,200.00-	6.21-
S	31-OCT-01 05-NOV-01	NANOR CARE INC NEW COM	900.000-	20,996.29	21,024.00-	27.71-
S	31-OCT-01 05-NOV-01	NANPOWER INC WIS	700.000-	19,992.00	19,992.00-	
S	31-OCT-01 05-NOV-01	NARKEL HOLDINGS	100.000-	19,591.34	19,595.00-	3.66-
S	31-OCT-01 05-NOV-01	MARSHALL & ILSLEY CORP	700.000-	41,048.00	41,048.00-	
S	31-OCT-01 05-NOV-01	MARRIOTT INTL INC NEW CL A	400.000-	12,519.58	12,532.00-	12.42-
S	31-OCT-01 05-NOV-01	MARTIN MARIETTA MATLS INC COM	100.000-	3,988.86	3,992.00-	3.14-



Mellon TrustSM

Mellon Bank, N.A

TRANSACTION REPORT
FOR THE PERIOD 01 JANUARY 2001 THROUGH 31 DECEMBER 2001

RUN DATE 19-FEB-02
PAGE 86
M25701

NY F541056
NIGHT FOUNDATION
CM CF RUSSELF1000 STOCK IND

TRAN CODE	EFFECTIVE/ CONTRACTUAL/ SETTLEMENT DATE	SECURITY DESCRIPTION (LOCAL CURR/SETTLE CURR)	SHARES PAR VALUE	TRADE DATE BASE AMOUNT	INVESTMENT BASE COST	REALIZED GAIN/LOSS IN BASE CURRENCY
;	31-OCT-01 05-NOV-01	MASCO CORP COM	2,000 000-	39,598 67	39,660 00-	61 33-
;	31-OCT-01 05-NOV-01	MATTEL INC COM	1,800 000-	34,074 00	34,074 00-	
;	31-OCT-01 05-NOV-01	MAXTOR CORP COM NEW	1,000.000-	4,869 83	4,900.00-	30 17-
;	31-OCT-01 05-NOV-01	MAY DEPT STORES CO COM	1,200 000-	37,740 00	37,740.00-	
;	31-OCT-01 05-NOV-01	MCCLATCHY CO (HOLDING CO)CL A	200 000-	8,313 72	8,320.00-	6 28-
;	31-OCT-01 05-NOV-01	MCDONALDS CORP COM	5,300 000-	138,171.00	138,171 00-	
;	31-OCT-01 05-NOV-01	MCDONALDS CORP COM	1,700.000-	44,266 52	44,319.00-	52.48-
;	31-OCT-01 05-NOV-01	MCKESSON CORP COM	800 000-	29,567.01	29,592.00-	24.99-
;	31-OCT-01 05-NOV-01	MCLEOD USA INC CL A	4,000 000-	2,999 90	3,000 00-	10-
;	31-OCT-01 05-NOV-01	MEAD CORP COM	700.000-	18,788.00	18,788 00-	
;	31-OCT-01 05-NOV-01	MEAD CORP COM	200.000-	5,361.82	5,368 00-	6.18-

NY F541056
NIGHT FOUNDATION
CM CF RUSSELF1000 STOCK IND

TRANSACTION REPORT
FOR THE PERIOD 01 JANUARY 2001 THROUGH 31 DECEMBER 2001

RUN DATE 19-FEB-02
PAGE 87
M25701

TRAN CODE	EFFECTIVE/ CONTRACTUAL/ SETTLEMENT DATE	SECURITY DESCRIPTION (LOCAL CURR/SETTLE CURR)	SHARES PAR VALUE	TRADE DATE BASE AMOUNT	INVESTMENT BASE COST	REALIZED GAIN/LOSS IN BASE CURRENCY
	31-OCT-01 05-NOV-01	MELLON FINL CORP COM	1,500.000-	50,353 32	50,400 00-	46.68-
	31-OCT-01 05-NOV-01	MERCANTILE BANKSHARES CORP	700 000-	26,754 00	26,754.00-	
	31-OCT-01 05-NOV-01	MERCURY GEN CORP NEW	300 000-	13,025.56	13,035.00-	9.44-
	31-OCT-01 05-NOV-01	MEREDITH CORP COM	300.000-	9,890.67	9,900.00-	9 33-
	31-OCT-01 05-NOV-01	MERRILL LYNCH & CO INC	3,100 000-	135,501 00	135,501.00-	
	31-OCT-01 05-NOV-01	MERRILL LYNCH & CO INC	1,400.000-	61,149 96	61,194.00-	44.04-
	31-OCT-01 05-NOV-01	METLIFE INC COM	1,800 000-	48,420.00	48,420.00-	
	31-OCT-01 05-NOV-01	METLIFE INC COM	200.000-	5,373 82	5,380.00-	6.18-
	31-OCT-01 05-NOV-01	METROMEDIA FIBER NETWORK CL A	2,900 000-	2,087.93	2,088.00-	.07-
	31-OCT-01 05-NOV-01	MINNESOTA HMG & MFG CO COM	300 000-	31,303.95	31,314.00-	10.05-
	31-OCT-01 05-NOV-01	MOHAWK INDS INC COM	400.000-	17,267.62	17,280.00-	12.58-



Mellon TrustSM

Mellon Bank, N.A

TRANSACTION REPORT FOR THE PERIOD 01 JANUARY 2001 THROUGH 31 DECEMBER 2001

RUN DATE 19-FEB-01
PAGE 81
M25701

KNI F541056
KNIGHT FOUNDATION
MCM CF RUSSELF1000 STOCK IND

TRAN CODE	EFFECTIVE/ CONTRACTUAL/ SETTLEMENT DATE	SECURITY DESCRIPTION (LOCAL CURR/SETTLE CURR)	SHARES PAR VALUE	TRADE DATE BASE AMOUNT	INVESTMENT BASE COST	REALIZED GAIN/LOSS IN BASE CURRENCY
S	31-OCT-01 05-NOV-01	MOLEX INC COM	700.000-	20,250.32	20,251.00-	.68-
S	31-OCT-01 05-NOV-01	MONSANTO CO NEW COM	300.000-	9,380.68	9,390.00-	9.32-
S	31-OCT-01 05-NOV-01	HDNY GROUP INC COM	200.000-	6,027.79	6,034.00-	6.21-
S	31-OCT-01 05-NOV-01	MORGAN STANLEY DEAN WITTER & CO COM NEW	4,200.000-	205,464.00	205,464.00-	
S	31-OCT-01 05-NOV-01	MORGAN STANLEY DEAN WITTER & CO COM NEW	400.000-	19,555.34	19,560.00-	12.66-
S	31-OCT-01 05-NOV-01	MOTOROLA INC COM	9,200.000-	150,604.00	150,604.00-	
S	31-OCT-01 05-NOV-01	MYLAN LABS INC PA COM	300.000-	11,051.63	11,061.00-	9.37-
S	31-OCT-01 05-NOV-01	MCR CORP NEW	500.000-	17,725.00	17,725.00-	
S	31-OCT-01 05-NOV-01	NTL INC COM	1,600.000-	5,391.81	5,440.00-	48.19-
S	31-OCT-01 05-NOV-01	NATIONAL CITY CORP COM	700.000-	18,480.00	18,480.00-	
S	31-OCT-01 05-NOV-01	NATIONAL CITY CORP COM	1,800.000-	47,464.41	47,520.00-	55.59-

TRANSACTION REPORT FOR THE PERIOD 01 JANUARY 2001 THROUGH 31 DECEMBER 2001

RUN DATE: 19-FEB-02
PAGE 89
M25701

KNI F541056
KNIGHT FOUNDATION
MCM CF RUSSELF1000 STOCK IND

TRAN CODE	EFFECTIVE/ CONTRACTUAL/ SETTLEMENT DATE	SECURITY DESCRIPTION (LOCAL CURR/SETTLE CURR)	SHARES PAR VALUE	TRADE DATE BASE AMOUNT	INVESTMENT BASE COST	REALIZED GAIN/LOSS IN BASE CURRENCY
S	31-OCT-01 05-NOV-01	NATIONAL COMM FINL CORP COM	700.000-	15,903.46	15,925.00-	21.54-
S	31-OCT-01 05-NOV-01	NATIONAL FUEL GAS CO N J	900.000-	21,041.29	21,069.00-	27.71-
S	31-OCT-01 05-NOV-01	NATIONAL SEMICONDUCTOR CORP COM	700.000-	18,164.39	18,186.00-	21.61-
S	31-OCT-01 05-NOV-01	NAVISTAR INTL CORP NEW COM	600.000-	17,981.40	18,000.00-	18.60-
S	31-OCT-01 05-NOV-01	WEIHAN-MARCUS GROUP INC	300.000-	7,985.73	7,995.00-	9.27-
S	31-OCT-01 05-NOV-01	NEW PLAN EXCEL RLTY TR INC COM	800.000-	14,199.52	14,224.00-	24.48-
S	31-OCT-01 05-NOV-01	NEW YORK TIMES CO CL A	800.000-	33,000.00	33,000.00-	
S	31-OCT-01 05-NOV-01	NEWELL RUBBERMAID INC	800.000-	22,112.00	22,112.00-	
S	31-OCT-01 05-NOV-01	NEWELL RUBBERMAID INC	1,600.000-	44,174.52	44,224.00-	49.48-
S	31-OCT-01 05-NOV-01	NIAGARA MOHAWK HLDGS INC COM	1,600.000-	28,623.04	28,672.00-	48.96-
S	31-OCT-01 05-NOV-01	NICOR INC COM	500.000-	19,445.00	19,445.00-	



Mellon Bank, N.A

TRANSACTION REPORT
FOR THE PERIOD 01 JANUARY 2001 THROUGH 31 DECEMBER 2001

RUN DATE 19-FEB-02
PAGE 90
M25701

KMI F541056
KNIGHT FOUNDATION
MCM CF RUSSELF1000 STOCK IND

TRAN CODE	EFFECTIVE/ CONTRACTUAL/ SETTLEMENT DATE	SECURITY DESCRIPTION (LOCAL CURR/SETTLE CURR)	SHARES PAR VALUE	TRADE DATE BASE AMOUNT	INVESTMENT BASE COST	REALIZED GAIN/LOSS IN BASE CURRENCY
S	31-OCT-01 05-NOV-01	NIKE INC CL B COM	600 000-	29,616 00	29,616 00-	
S	31-OCT-01 05-NOV-01	MISOURCE INC COM	1,300 000-	30,875 00	30,875 00-	
S	31-OCT-01 05-NOV-01	NORDSTROM INC WASH COM	1,000 000-	14,069 53	14,100 00-	30 47-
S	31-OCT-01 05-NOV-01	NORFOLK SOUTHW CORP COM	1,000.000-	30,150 00	30,150.00-	
S	31-OCT-01 05-NOV-01	NORTHFORK BANCORPORATION INC N Y COM	1,100.000-	30,690.00	30,690 00-	
S	31-OCT-01 05-NOV-01	NORTHFORK BANCORPORATION INC N Y COM	500 000-	13,934 53	13,950.00-	15.47-
S	31-OCT-01 05-NOV-01	NORTHEAST UTILS COM	1,500 000-	26,429 11	26,475 00-	45.89-
S	31-OCT-01 05-NOV-01	NORTHROP GRUMMAN CORP COM	200 000-	19,990 00	19,990 00-	
S	31-OCT-01 05-NOV-01	NSTAR COM	600 000-	24,453 17	24,672 00-	18.83-
S	31-OCT-01 05-NOV-01	NUCOR CORP	400 000-	16,507 44	16,520 00-	12.56-
S	31-OCT-01 05-NOV-01	OGE ENERGY CORP COM	700.000-	15,140 49	15,162 00-	21.51-

KMI F541056
KNIGHT FOUNDATION
MCM CF RUSSELF1000 STOCK IND

TRANSACTION REPORT
FOR THE PERIOD 01 JANUARY 2001 THROUGH 31 DECEMBER 2001

RUN DATE 19-FEB-02
PAGE 91
M25701

TRAN CODE	EFFECTIVE/ CONTRACTUAL/ SETTLEMENT DATE	SECURITY DESCRIPTION (LOCAL CURR/SETTLE CURR)	SHARES PAR VALUE	TRADE DATE BASE AMOUNT	INVESTMENT BASE COST	REALIZED GAIN/LOSS IN BASE CURRENCY
S	31-OCT-01 05-NOV-01	O M GROUP INC COM	200 000-	12,103.59	12,110.00-	6 41-
S	31-OCT-01 05-NOV-01	OCCIDENTAL PETE CORP COM	1,100.000-	27,852 00	27,852 00-	
S	31-OCT-01 05-NOV-01	OCCIDENTAL PETE CORP COM	200 000-	5,057.83	5,064.00-	6 17-
S	31-OCT-01 05-NOV-01	OFFICE DEPOT INC COM	2,600.000-	35,360.00	35,360.00-	
S	31-OCT-01 05-NOV-01	OLD REP INTL CORP COM	700.000-	17,737 40	17,759 00-	21.60-
S	31-OCT-01 05-NOV-01	OMNICARE INC COM	500.000-	9,924 66	9,940.00-	15.34-
S	31-OCT-01 05-NOV-01	OPENWAVE SYS INC	300 000-	2,318.92	2,319.00-	.08-
S	31-OCT-01 05-NOV-01	OUTBACK STEAKHOUSE INC COM	400 000-	11,527.61	11,540.00-	12 39-
S	31-OCT-01 05-NOV-01	PG&E CORP COM	1,600 000-	28,896 00	28,896 00-	
S	31-OCT-01 05-NOV-01	PHI GROUP INC	400 000-	22,167 26	22,180.00-	12.74-
S	31-OCT-01 05-NOV-01	PNC FINANCIAL SERVICES GROUP	1,100 000-	60,354 98	60,390.00-	35.02-



Mellon Bank, N.A

RNI F541056
KNIGHT FOUNDATION
NOM CF RUSSELF1000 STOCK IND

TRANSACTION REPORT
FOR THE PERIOD 01 JANUARY 2001 THROUGH 31 DECEMBER 2001

RUN DATE: 19-FEB-0
PAGE: 9
M25701

TRAN CODE	EFFECTIVE/ CONTRACTUAL/ SETTLEMENT DATE	SECURITY DESCRIPTION (LOCAL CURR/SETTLE CURR)	SHARES PAR VALUE	TRADE DATE BASE AMOUNT	INVESTMENT BASE COST	REALIZED GAIN/LOSS IN BASE CURRENCY
S	31-OCT-01 05-NOV-01	PPG INDS INC COM	600 000-	29,279 02	29,298.00-	18.96-
S	31-OCT-01 05-NOV-01	PPL CORP COM	500.000-	17,075 00	17,075.00-	
S	31-OCT-01 05-NOV-01	PACCAR INC	500.000-	26,409 11	26,410.00-	.89-
S	31-OCT-01 05-NOV-01	PACIFIC CENTY FINL CORP COM	300 000-	6,980 76	6,990.00-	9 24-
S	31-OCT-01 05-NOV-01	PACKAGING CORP AMER COM	300.000-	5,300 82	5,310.00-	9.18-
S	31-OCT-01 05-NOV-01	PACTIV CORP COM	1,300 000-	21,060 00	21,060.00-	
S	31-OCT-01 05-NOV-01	PALL CORP COM	900.000-	18,242.39	18,270.00-	27.61-
S	31-OCT-01 05-NOV-01	PANAHSAT CORP COM NEW	200.000-	4,235.85	4,234.00-	.15-
S	31-OCT-01 05-NOV-01	PARK PL ENTHT CORP COM	2,900.000-	20,476 30	20,764.00-	87.70-
S	31-OCT-01 05-NOV-01	PARKER HANNIFIN CORP COM	400.000-	14,347.52	14,360.00-	12 48-
S	31-OCT-01 05-NOV-01	PAYLESS SHOESOURCE INC COM	200 000-	10,563.64	10,570.00-	6 36-

RNI F541056
KNIGHT FOUNDATION
NOM CF RUSSELF1000 STOCK IND

TRANSACTION REPORT
FOR THE PERIOD 01 JANUARY 2001 THROUGH 31 DECEMBER 2001

RUN DATE: 19-FEB-0
PAGE: 9
M25701

TRAN CODE	EFFECTIVE/ CONTRACTUAL/ SETTLEMENT DATE	SECURITY DESCRIPTION (LOCAL CURR/SETTLE CURR)	SHARES PAR VALUE	TRADE DATE BASE AMOUNT	INVESTMENT BASE COST	REALIZED GAIN/LOSS IN BASE CURRENCY
S	31-OCT-01 05-NOV-01	PENNEY J C INC COM	1,200.000-	26,027.13	26,064.00-	34.87-
S	31-OCT-01 05-NOV-01	PENTAIR INC COM	200.000-	6,343 78	6,350.00-	6.22-
S	31-OCT-01 05-NOV-01	PEOPLES BK BRIDGEPORT COMM	200.000-	4,355.85	4,356.00-	.15-
S	31-OCT-01 05-NOV-01	PEPSIAMERICAS INC COM	100 000-	1,300 95	1,304.00-	3.05-
S	31-OCT-01 05-NOV-01	PHELPS DODGE CORP COM	100.000-	2,896 90	2,900.00-	3.10-
S	31-OCT-01 05-NOV-01	PHILIP MORRIS COS INC COM	1,800 000-	84,240 00	84,240.00-	
S	31-OCT-01 05-NOV-01	PHILLIPS PETE CO COM	200.000-	10,882.00	10,882.00-	
S	31-OCT-01 05-NOV-01	PINNACLE WEST CAP CORP COM	800.000-	33,694.87	33,720.00-	25.13-
S	31-OCT-01 05-NOV-01	PIONEER NAT RES CO	900 000-	15,281.48	15,309.00-	27.52-
S	31-OCT-01 05-NOV-01	PITNEY BOWES INC COM	800 000-	29,303.02	29,328.00-	24.98-
S	31-OCT-01 05-NOV-01	POGO PRODUCING CO COM	100 000-	2,720.98	2,732.00-	3.10-



Mellon Bank, N A

KNI F541056
KNIGHT FOUNDATION
NCH CF RUSSELF1000 STOCK IND

TRANSACTION REPORT
FOR THE PERIOD 01 JANUARY 2001 THROUGH 31 DECEMBER 2001

RUN DATE 19-FEB-02
PAGE 94
M25701

TRAN CODE	EFFECTIVE/ CONTRACTUAL/ SETTLEMENT DATE	SECURITY DESCRIPTION (LOCAL CURR/SETTLE CURR)	SHARES PAR VALUE	TRADE DATE BASE AMOUNT	INVESTMENT BASE COST	REALIZED GAIN/LOSS IN BASE CURRENCY
S	31-OCT-01 05-NOV-01	POLO RALPH LAUREN CORP CL A	300.000-	6,596 77	6,606 00-	9.23-
S	31-OCT-01 05-NOV-01	POPULAR INC COM	500 000-	14,685 00	14,685 00-	
S	31-OCT-01 05-NOV-01	POTOMAC ELEC PWR CD COM	400 000-	8,551 71	8,564 00-	12 29-
S	31-OCT-01 05-NOV-01	PRAXAIR INC COM	500 000-	23,590 00	23,590 00-	
S	31-OCT-01 05-NOV-01	PRECISION CASTPARTS CORP	400 000-	9,083 69	9,096 00-	12 31-
S	31-OCT-01 05-NOV-01	PRICE T ROWE GROUP INC COM	1,000 000-	27,759 07	27,760 00-	.93-
S	31-OCT-01 05-NOV-01	PROCTER & GAMBLE CO COM	3,800.000-	280,364 00	280,364.00-	
S	31-OCT-01 05-NOV-01	PROGRESS ENERGY INC COM	800 000-	33,736 00	33,736 00-	
S	31-OCT-01 05-NOV-01	PROGRESS ENERGY INC COM	400 000-	16,855 45	16,868 00-	12.57-
S	31-OCT-01 05-NOV-01	PROGRESSIVE CORP OHIO COM	300.000-	41,602.61	41,613 00-	10 39-
S	31-OCT-01 05-NOV-01	PROLOGIS TR SH BEN INT	1,200 000-	23,879 20	23,916 00-	36 80-

KNI F541056
KNIGHT FOUNDATION
NCH CF RUSSELF1000 STOCK IND

TRANSACTION REPORT
FOR THE PERIOD 01 JANUARY 2001 THROUGH 31 DECEMBER 2001

RUN DATE: 19-FEB-02
PAGE 95
M25701

TRAN CODE	EFFECTIVE/ CONTRACTUAL/ SETTLEMENT DATE	SECURITY DESCRIPTION (LOCAL CURR/SETTLE CURR)	SHARES PAR VALUE	TRADE DATE BASE AMOUNT	INVESTMENT BASE COST	REALIZED GAIN/LOSS IN BASE CURRENCY
S	31-OCT-01 05-NOV-01	PROTECTIVE LIFE CORP COM	700 000-	19,285 00	19,285.00-	
S	31-OCT-01 05-NOV-01	PROVIDENT FINL GROUP INC COM	300 000-	6,422.78	6,423 00-	22-
S	31-OCT-01 05-NOV-01	PUBLIC SVC ENTERPRISE GROUP INC COM	700.000-	27,552 00	27,552 00-	
S	31-OCT-01 05-NOV-01	PUBLIC STORAGE INC COM	900.000-	29,573 01	29,601 00-	27.99-
S	31-OCT-01 05-NOV-01	PUGET ENERGY INC NEW COM	400.000-	7,615 74	7,628.00-	12.26-
S	31-OCT-01 05-NOV-01	PULTE HOMES INC COM	400 000-	12,987.56	13,000.00-	12.44-
S	31-OCT-01 05-NOV-01	QUANTUM CORP DSSG COM	400.000-	3,359 88	3,372.00-	12.12-
S	31-OCT-01 05-NOV-01	QUINTILES TRANSNATIONAL CORP COM	300 000-	4,757.84	4,758.00-	16-
S	31-OCT-01 05-NOV-01	RADIAN GROUP INC	700 000-	23,709 00	23,709.00-	
S	31-OCT-01 05-NOV-01	RADIO ONE INC CL D NON VTC	800 000-	9,239.69	9,240.00-	.31-
S	31-OCT-01 05-NOV-01	RAYTHEON CO COM NEW	1,100 000-	35,475 00	35,475.00-	



Mellon TrustSM

Mellon Bank, N.A

KNT F541056
KNIGHT FOUNDATION
MCM CF RUSSELF1000 STOCK IND

TRANSACTION REPORT
FOR THE PERIOD 01 JANUARY 2001 THROUGH 31 DECEMBER 2001

RUN DATE: 19-FEB-02
PAGE 96
M25701

TRAN CODE	EFFECTIVE/ CONTRACTUAL/ SETTLEMENT DATE	SECURITY DESCRIPTION (LOCAL CURR/SETTLE CURR)	SHARES PAR VALUE	TRADE DATE BASE AMOUNT	INVESTMENT BASE COST	REALIZED GAIN/LOSS IN BASE CURRENCY
S	31-OCT-01 05-NOV-01	RAYTHEON CO COM NEW	100.000-	3,221.89	3,225.00-	3.11-
S	31-OCT-01 05-NOV-01	READERS DIGEST ASSN INC CL A NON VTC	800.000-	14,135.52	14,160.00-	24.48-
S	31-OCT-01 05-NOV-01	REEBOK INTL LTD COM	400.000-	8,291.72	8,304.00-	12.28-
S	31-OCT-01 05-NOV-01	REGIONS FINL CORP COM	900.000-	24,219.00	24,219.00-	
S	31-OCT-01 05-NOV-01	RELIANT RES INC COM	300.000-	4,685.84	4,695.00-	9.16-
S	31-OCT-01 05-NOV-01	RELIANT ENERGY INC	1,000.000-	27,950.00	27,950.00-	
S	31-OCT-01 05-NOV-01	REPUBLIC SVCS INC COM	1,700.000-	27,846.00	27,846.00-	
S	31-OCT-01 05-NOV-01	REYNOLDS & REYNOLDS CO CL A	100.000-	2,371.92	2,375.00-	3.08-
S	31-OCT-01 05-NOV-01	REYNOLDS RJ TOB HLDGS INC COM	600.000-	33,604.87	33,624.00-	19.13-
S	31-OCT-01 05-NOV-01	ROCKWELL INTL CORP NEW COM	400.000-	5,499.81	5,512.00-	12.19-
S	31-OCT-01 05-NOV-01	ROCKWELL COLLINS INC COM	900.000-	12,122.59	12,150.00-	27.41-

KNT F541056
KNIGHT FOUNDATION
MCM CF RUSSELF1000 STOCK IND

TRANSACTION REPORT
FOR THE PERIOD 01 JANUARY 2001 THROUGH 31 DECEMBER 2001

RUN DATE: 19-FEB-02
PAGE 97
M25701

TRAN CODE	EFFECTIVE/ CONTRACTUAL/ SETTLEMENT DATE	SECURITY DESCRIPTION (LOCAL CURR/SETTLE CURR)	SHARES PAR VALUE	TRADE DATE BASE AMOUNT	INVESTMENT BASE COST	REALIZED GAIN/LOSS IN BASE CURRENCY
S	31-OCT-01 05-NOV-01	ROHM & HAAS CO COM	800.000-	25,951.13	25,976.00-	24.87-
S	31-OCT-01 05-NOV-01	ROSLYN BANCORP INC COM	900.000-	16,335.00	16,335.00-	
S	31-OCT-01 05-NOV-01	ROSS STORES INC COM	900.000-	28,169.06	28,170.00-	.94-
S	31-OCT-01 05-NOV-01	ROUSE CO COM	600.000-	15,743.47	15,762.00-	18.53-
S	31-OCT-01 05-NOV-01	SBC COMMUNICATIONS INC COM	8,900.000-	339,179.00	339,179.00-	
S	31-OCT-01 05-NOV-01	SCI SYS INC COM	200.000-	4,055.84	4,062.00-	6.14-
S	31-OCT-01 05-NOV-01	SAFECO CORP COM	700.000-	21,587.28	21,588.00-	.72-
S	31-OCT-01 05-NOV-01	ST JOE COMPANY COM	200.000-	5,141.82	5,148.00-	6.18-
S	31-OCT-01 05-NOV-01	ST PAUL COS INC	1,100.000-	50,490.00	50,490.00-	
S	31-OCT-01 05-NOV-01	ST PAUL COS INC	200.000-	9,173.69	9,180.00-	6.31-
S	31-OCT-01 05-NOV-01	SAXS INC COM	1,500.000-	10,200.00	10,200.00-	



Mellon TrustSM

Mellon Bank, N.A

TRANSACTION REPORT
FOR THE PERIOD 01 JANUARY 2001 THROUGH 31 DECEMBER 2001

RUN DATE 19-FEB-02
PAGE 98
M25701

KNI F541056
KNIGHT FOUNDATION
MCM CF RUSSELF1000 STOCK IND

TRAN CODE	EFFECTIVE/ CONTRACTUAL/ SETTLEMENT DATE	SECURITY DESCRIPTION (LOCAL CURR/SETTLE CURR)	SHARES PAR VALUE	TRADE DATE BASE AMOUNT	INVESTMENT BASE COST	REALIZED GAIN/LOSS IN BASE CURRENCY
S	31-OCT-01 05-NOV-01	SARA LEE CORP	1,300 000-	28,937 03	28,977.00-	39.97-
S	31-OCT-01 05-NOV-01	SCANA CORP NEW COM	1,000.000-	25,719 14	25,750 00-	30.86-
S	31-OCT-01 05-NOV-01	SCHEIN HENRY INC COM	200 000-	6,749 77	6,750 00-	23-
S	31-OCT-01 05-NOV-01	SCRIPPS CO EV CL A	300 000-	18,491.38	18,501.00-	9.62-
S	31-OCT-01 05-NOV-01	SEARS ROEBUCK & CO COM	2,200 000-	85,225 15	85,294.00-	68.85-
S	31-OCT-01 05-NOV-01	SECURITY CAP GROUP INC CL B	600 000-	11,201 62	11,220.00-	18.38-
S	31-OCT-01 05-NOV-01	SEMPRA ENERGY COM	600.000-	14,021 53	14,040.00-	18.47-
S	31-OCT-01 05-NOV-01	SERVICE CORP INTL COM	2,000 000-	12,679 57	12,740.00-	60.43-
S	31-OCT-01 05-NOV-01	SERVICE MASTER CO COM	2,700 000-	29,295 00	29,295 00-	
S	31-OCT-01 05-NOV-01	SHERWIN WILLIAMS CO COM	1,500 000-	36,540 00	36,540 00-	
S	31-OCT-01 05-NOV-01	SIGMA ALDRICH CORP	800 000-	30,014 99	30,016.00-	1.01-

KNI F541056
KNIGHT FOUNDATION
MCM CF RUSSELF1000 STOCK IND

TRANSACTION REPORT
FOR THE PERIOD 01 JANUARY 2001 THROUGH 31 DECEMBER 2001

RUN DATE 19-FEB-02
PAGE 99
M25701

TRAN CODE	EFFECTIVE/ CONTRACTUAL/ SETTLEMENT DATE	SECURITY DESCRIPTION (LOCAL CURR/SETTLE CURR)	SHARES PAR VALUE	TRADE DATE BASE AMOUNT	INVESTMENT BASE COST	REALIZED GAIN/LOSS IN BASE CURRENCY
S	31-OCT-01 05-NOV-01	SIMON PPTY GROUP INC NEW COM	1,100.000-	30,250 00	30,250.00-	
S	31-OCT-01 05-NOV-01	SIX FLAGS INC COM	1,000.000-	11,769.60	11,800.00-	30.40-
S	31-OCT-01 05-NOV-01	SKY FINL GROUP INC COM	700.000-	13,950 53	13,951.00-	.47-
S	31-OCT-01 05-NOV-01	SMITHFIELD FOODS INC COM	1,000.000-	21,019.29	21,050.00-	30.71-
S	31-OCT-01 05-NOV-01	SMURFIT-STONE CONTAINER CORP COM	1,700 000-	25,177.00	25,177.00-	
S	31-OCT-01 05-NOV-01	SNAP ON INC COM	500.000-	13,364 55	13,380.00-	15.45-
S	31-OCT-01 05-NOV-01	SONOCO PRODS CO	800.000-	18,776 00	18,776.00-	
S	31-OCT-01 05-NOV-01	SOUTHERN CO COM	1,000.000-	23,900.00	23,900.00-	
S	31-OCT-01 05-NOV-01	SOUTHERN CO COM	2,100.000-	50,125.32	50,190.00-	64.68-
S	31-OCT-01 05-NOV-01	SOUTHTRUST CORP COM	1,000 000-	22,660 00	22,660.00-	
S	31-OCT-01 05-NOV-01	SOUTHWEST AIRLS CO COM	3,500 000-	55,543.14	55,650 00-	106.86-



Mellon TrustSM

Mellon Bank, N.A

KNI F541056
KNIGHT FOUNDATION
MCH CF RUSSELF1000 STOCK IND

TRANSACTION REPORT
FOR THE PERIOD 01 JANUARY 2001 THROUGH 31 DECEMBER 2001

RUN DATE 19-FEB-0
PAGE 10
M25701

TRAN CODE	EFFECTIVE/ CONTRACTUAL/ SETTLEMENT DATE	SECURITY DESCRIPTION (LOCAL CURR/SETTLE CURR)	SHARES PAR VALUE	TRADE DATE BASE AMOUNT	INVESTMENT BASE COST	REALIZED GAIN/LOSS IN BASE CURRENCY
S	31-OCT-01 05-NOV-01	SOVEREIGN BANCORP INC COM	2,100 000-	20,726 30	20,790.00-	63.70-
S	31-OCT-01 05-NOV-01	SPRINT CORP (FON GROUP) COM	4,300 000-	85,868.13	86,000 00-	131.87-
S	31-OCT-01 05-NOV-01	STANLEY WKS	800.000-	30,630.97	30,656.00-	25.03-
S	31-OCT-01 05-NOV-01	STARWOOD HOTELS & RESORTS PAIRED CTF	800.000-	17,632 00	17,632.00-	
S	31-OCT-01 05-NOV-01	STEELCASE INC CL A	600.000-	7,811.73	7,830.00-	18.27-
S	31-OCT-01 05-NOV-01	STILWELL FINL INC COM	800 000-	16,088 00	16,088.00-	
S	31-OCT-01 05-NOV-01	STORAGE TECHNOLOGY CORP COM PAR \$0.10	600.000-	11,243.62	11,262.00-	18.38-
S	31-OCT-01 05-NOV-01	SUNOCO INC COM	600 000-	22,439.25	22,458.00-	18 75-
S	31-OCT-01 05-NOV-01	SUNTRUST BKS INC	700.000-	41,902 00	41,902.00-	
S	31-OCT-01 05-NOV-01	SUNTRUST BKS INC	600.000-	35,896 80	35,916.00-	19.20-
S	31-OCT-01 05-NOV-01	SUPERVALU INC COM	1,100.000-	23,440.21	23,474 00-	33 79-

KNI F541056
KNIGHT FOUNDATION
MCH CF RUSSELF1000 STOCK IND

TRANSACTION REPORT
FOR THE PERIOD 01 JANUARY 2001 THROUGH 31 DECEMBER 2001

RUN DATE 19-FEB-0
PAGE 10
M25701

TRAN CODE	EFFECTIVE/ CONTRACTUAL/ SETTLEMENT DATE	SECURITY DESCRIPTION (LOCAL CURR/SETTLE CURR)	SHARES PAR VALUE	TRADE DATE BASE AMOUNT	INVESTMENT BASE COST	REALIZED GAIN/LOSS IN BASE CURRENCY
S	31-OCT-01 05-NOV-01	TCF FINL CORP	300.000-	12,590 58	12,600.00-	9 42-
S	31-OCT-01 05-NOV-01	TECO ENERGY INC COM	1,400.000-	36,050.00	36,050.00-	
S	31-OCT-01 05-NOV-01	TRW INC	300.000-	10,127.66	10,137.00-	9.34-
S	31-OCT-01 05-NOV-01	TXU CORP	1,000 000-	45,808.47	45,840.00-	31 53-
S	31-OCT-01 05-NOV-01	TECH DATA CORP COM	400.000-	17,076.00	17,076.00-	
S	31-OCT-01 05-NOV-01	TEKTRONIX INC COM	900.000-	17,702.40	17,730.00-	27.60-
S	31-OCT-01 05-NOV-01	TELEPLEX INC COM	200.000-	7,993.73	8,000.00-	6.27-
S	31-OCT-01 05-NOV-01	TEMPLE INLAND INC COM	300 000-	14,987.50	14,997.00-	9.50-
S	31-OCT-01 05-NOV-01	TENET HEALTHCARE CORP COM	1,500.000-	86,232.12	86,280.00-	47.88-
S	31-OCT-01 05-NOV-01	TEXTRON INC COM	600.000-	12,647.57	12,660.00-	12.43-
S	31-OCT-01 05-NOV-01	THERMO ELECTRON CORP COM	600.000-	12,665.57	12,684.00-	18.43-



Mellon Bank N.A

TRANSACTION REPORT FOR THE PERIOD 01 JANUARY 2001 THROUGH 31 DECEMBER 2001

RUN DATE: 19-FEB-02 PAGE: 102 M25701

KNI F541056 KNIGHT FOUNDATION HCM CF RUSSELF1000 STOCK IND

Table with 7 columns: TRAN CODE, EFFECTIVE/CONTRACTUAL/SETTLEMENT DATE, SECURITY DESCRIPTION (LOCAL CURR/SETTLE CURR), SHARES PAR VALUE, TRADE DATE BASE AMOUNT, INVESTMENT BASE COST, REALIZED GAIN/LOSS IN BASE CURRENCY. Rows include 3COM CORP COM, TORCHMARK CORP, TRIAD HOSPS INC COM, TRICOM GLOBAL RESTAURANTS INC COM, TRIBUNE CO NEW COM, TRIGON HEALTHCARE INC COM, TRUSTMARK CORP, USX MARATHON GROUP NEW COM, UST INC COM, US BANCORP DEL COM NEW, and US BANCORP DEL COM NEW.

KNI F541056 KNIGHT FOUNDATION HCM CF RUSSELF1000 STOCK IND

TRANSACTION REPORT FOR THE PERIOD 01 JANUARY 2001 THROUGH 31 DECEMBER 2001

RUN DATE: 19-FEB-02 PAGE: 103 M25701

Table with 7 columns: TRAN CODE, EFFECTIVE/CONTRACTUAL/SETTLEMENT DATE, SECURITY DESCRIPTION (LOCAL CURR/SETTLE CURR), SHARES PAR VALUE, TRADE DATE BASE AMOUNT, INVESTMENT BASE COST, REALIZED GAIN/LOSS IN BASE CURRENCY. Rows include USX U S STL GROUP COM, UNION PAC CORP COM, UNION PLANTERS CORP TENM COM, UNIONBANCAL CORP, UNISYS CORP, UNITED RENTALS INC COM, UNITED STATES CELLULAR CORP, UNITED TECHNOLOGIES CORP COM, UNOCAL CORP COM, UNPROVIDENT CORP, and UTILICORP UNITED INC.



Mellon Bank, N.A

KNI F541056
KNIGHT FOUNDATION
MCM CF RUSSELF1000 STOCK IND

TRANSACTION REPORT
FOR THE PERIOD 01 JANUARY 2001 THROUGH 31 DECEMBER 2001

RUN DATE 19-FEB-02
PAGE 104
M25701

TRAN CODE	EFFECTIVE/ CONTRACTUAL/ SETTLEMENT DATE	SECURITY DESCRIPTION (LOCAL CURR/SETTLE CURR)	SHARES PAR VALUE	TRADE DATE BASE AMOUNT	INVESTMENT BASE COST	REALIZED GAIN/LOSS IN BASE CURRENCY
S	31-OCT-01 05-NOV-01	V F CORP COM	900.000-	29,898 00	29,898.00-	
S	31-OCT-01 05-NOV-01	VALASSIS COMMUNICATIONS INC COM	500.000-	15,584 48	15,600.00-	15.52-
S	31-OCT-01 05-NOV-01	VALERO ENERGY CORP COM NEW COM	500 000-	18,784.37	18,800.00-	15.63-
S	31-OCT-01 05-NOV-01	VALLEY NATL BANCORP	800.000-	23,887.20	23,912 00-	24.80-
S	31-OCT-01 05-NOV-01	VALSPAR CORP	400 000-	13,415 55	13,428.00-	12.45-
S	31-OCT-01 05-NOV-01	VECTREN CORP COM	600.000-	12,659.57	12,678 00-	18.43-
S	31-OCT-01 05-NOV-01	VENATOR GROUP INC COM	900.000-	13,022.56	13,050.00-	27.44-
S	31-OCT-01 05-NOV-01	VFRIZON COMMUNICATIONS COM	11,000 000-	547,910 00	547,910.00-	
S	31-OCT-01 05-NOV-01	VERIZON COMMUNICATIONS COM	3,000 000-	149,335.01	149,430.00-	94.99-
S	31-OCT-01 05-NOV-01	VISHAY INTERTECHNOLOGY INC COM	1,300 000-	24,491.18	24,531 00-	39.82-
S	31-OCT-01 05-NOV-01	VISTEON CORP COM	300.000-	3,560 88	3,570.00-	9.12-

KNI F541056
KNIGHT FOUNDATION
MCM CF RUSSELF1000 STOCK IND

TRANSACTION REPORT
FOR THE PERIOD 01 JANUARY 2001 THROUGH 31 DECEMBER 2001

RUN DATE 19-FEB-02
PAGE 105
M25701

TRAN CODE	EFFECTIVE/ CONTRACTUAL/ SETTLEMENT DATE	SECURITY DESCRIPTION (LOCAL CURR/SETTLE CURR)	SHARES PAR VALUE	TRADE DATE BASE AMOUNT	INVESTMENT BASE COST	REALIZED GAIN/LOSS IN BASE CURRENCY
S	31-OCT-01 05-NOV-01	VORNADO RLTY TR COM	700.000-	27,418.08	27,440.00-	21.92-
S	31-OCT-01 05-NOV-01	VULCAN MATLS CO COM	500.000-	20,785.00	20,785 00-	
S	31-OCT-01 05-NOV-01	WACHOVIA CORP 2ND NEW COM	5,200.000-	148,720.00	148,720 00-	
S	31-OCT-01 05-NOV-01	WACHOVIA CORP 2ND NEW COM	5,500.000-	157,129.75	157,300.00-	170.25-
S	31-OCT-01 05-NOV-01	WASHINGTON FEDERAL INC	500.000-	11,324.62	11,325.00-	.38-
S	31-OCT-01 05-NOV-01	WASHINGTON MUTUAL INC COM	4,000.000-	120,635 97	120,760.00-	124.03-
S	31-OCT-01 05-NOV-01	WASTE MGMT INC DEL COM	2,500.000-	61,250.00	61,250 00-	
S	31-OCT-01 05-NOV-01	WASTE MGMT INC DEL COM	300.000-	7,340.75	7,350.00-	9.25-
S	31-OCT-01 05-NOV-01	WEBSTER FINL CORP WATERBURY CT	500.000-	15,175.00	15,175.00-	
S	31-OCT-01 05-NOV-01	WELLS FARGO & CO NEW COM	8,800.000-	347,600.00	347,600 00-	
S	31-OCT-01 05-NOV-01	WENDYS INTL INC COM	900.000-	23,642.21	23,670.00-	27.79-



Mellon TrustSM

Mellon Bank, N.A

KNI F541056
KNIGHT FOUNDATION
MCM CF RUSSELF1000 STOCK IND

TRANSACTION REPORT
FOR THE PERIOD 01 JANUARY 2001 THROUGH 31 DECEMBER 2001

RUN DATE 19-FEB-02
PAGE 106
M25701

TRAN CODE	EFFECTIVE/ CONTRACTUAL/ SETTLEMENT DATE	SECURITY DESCRIPTION (LOCAL CURR/SETTLE CURR)	SHARES PAR VALUE	TRADE DATE BASE AMOUNT	INVESTMENT BASE COST	REALIZED GAIN/LOSS IN BASE CURRENCY
S	31-OCT-01 05-NOV-01	MEYERHAEUSER CO COM	1,200 000-	59,854 00	59,892 00-	36.00-
S	31-OCT-01 05-NOV-01	WHIRLPOOL CORP COM	300.000-	17,706 00	17,706 00-	
S	31-OCT-01 05-NOV-01	WILLAMETTE INDS INC	800.000-	37,454 75	37,480 00-	25.25-
S	31-OCT-01 05-NOV-01	WILLIAMS COS INC COM	1,300.000-	37,490 74	37,531 00-	40.26-
S	31-OCT-01 05-NOV-01	WILMINGTON TR CORP	200.000-	11,353 62	11,360 00-	6.38-
S	31-OCT-01 05-NOV-01	WINN DIXIE STORES INC	700 000-	7,720.74	7,742.00-	21.26-
S	31-OCT-01 05-NOV-01	WISCONSIN ENERGY CORP COM	1,100 000-	24,397.18	24,431 00-	33.82-
S	31-OCT-01 05-NOV-01	WORLDCOM INC-WORLDCOM GROUP	11,900.000-	160,055 00	160,055 00-	
S	31-OCT-01 05-NOV-01	WORLDCOM INC-WORLDCOM GROUP	2,400 000-	32,278 92	32,280.00-	1.08-
S	31-OCT-01 05-NOV-01	XCEL ENERGY INC COM	1,000 000-	28,280 00	28,280.00-	
S	31-OCT-01 05-NOV-01	XCEL ENERGY INC COM	1,200.000-	33,898 86	33,936 00-	37 14-

KNI F541056
KNIGHT FOUNDATION
MCM CF RUSSELF1000 STOCK IND

TRANSACTION REPORT
FOR THE PERIOD 01 JANUARY 2001 THROUGH 31 DECEMBER 2001

RUN DATE 19-FEB-02
PAGE 107
M25701

TRAN CODE	EFFECTIVE/ CONTRACTUAL/ SETTLEMENT DATE	SECURITY DESCRIPTION (LOCAL CURR/SETTLE CURR)	SHARES PAR VALUE	TRADE DATE BASE AMOUNT	INVESTMENT BASE COST	REALIZED GAIN/LOSS IN BASE CURRENCY
S	31-OCT-01 05-NOV-01	XEROX CORP COM	5,300.000-	37,100 00	37,100 00-	
S	31-OCT-01 05-NOV-01	ZIONS BANCORP	600.000-	28,751.04	28,752 00-	.96-
S	01-NOV-01 05-NOV-01	CF LARGE CAP STOCK INDEX FD	1,212.000-	341,025 77	431,799 31-	90,773.54-
S	01-NOV-01 05-NOV-01	CF LARGE CAP STOCK INDEX FD	351,391.000-	98,872,431.71	116,511,741.29-	17,639,309.58-
TOTAL EQUITY TRADED - SETTLED CURRENT PERIOD U S. DOLLAR				119,642,075 59	137,403,156 60-	17,741,081.01-
TRADED - PENDING SETTLEMENT U S. DOLLAR				0.00	0.00	0.00
SETTLED - TRADED PRIOR PERIOD U S. DOLLAR				0 00	0.00	



Mellon TrustSM

Mellon Bank, N.A

KNI F541056
KNIGHT FOUNDATION
MCM CF RUSSELF1000 STOCK IND

TRANSACTION REPORT
FOR THE PERIOD 01 JANUARY 2001 THROUGH 31 DECEMBER 2001

RUN DATE 19-FEB-0
PAGE 10
M25701

TRAN CODE	EFFECTIVE/ CONTRACTUAL/ SETTLEMENT DATE	SECURITY DESCRIPTION (LOCAL CURR/SETTLE CURR)	SHARES PAR VALUE	TRADE DATE BASE AMOUNT	INVESTMENT BASE COST	REALIZED GAIN/LOSS IN BASE CURRENCY
TOTAL SALES						
	TRADED - SETTLED CURRENT PERIOD					
	U.S. DOLLAR			119,672,552.11	137,413,633.12-	17,741,081.01-
	TRADED - PENDING SETTLEMENT					
	U.S. DOLLAR			0.00	0.00	0.00
	SETTLED - TRADED PRIOR PERIOD					
	U.S. DOLLAR			0.00	0.00	

KNI F541056
KNIGHT FOUNDATION
MCM CF RUSSELF1000 STOCK IND

TRANSACTION REPORT
FOR THE PERIOD 01 JANUARY 2001 THROUGH 31 DECEMBER 2001

RUN DATE 19-FEB-0
PAGE 10
M25701

TRAN CODE	EFFECTIVE/ CONTRACTUAL/ SETTLEMENT DATE	SECURITY DESCRIPTION (LOCAL CURR/SETTLE CURR)	SHARES PAR VALUE	TRADE DATE BASE AMOUNT	INVESTMENT BASE COST	REALIZED GAIN/LOSS IN BASE CURRENCY
TOTAL ACTIVITY OF						
U.S. DOLLAR						
				4,619.76-	66,179,932.44-	17,741,081.01-
GRAND TOTAL ACTIVITY (BASE VALUE)						
				4,619.76-	66,179,932.44-	17,741,081.01-



Mellon Bank, N.A

FOREIGN EXCHANGE CONTRACT TRANSACTIONS
FOR THE PERIOD 01 JANUARY 2001 THROUGH 31 DECEMBER 2001

RUN DATE 19-FEB-02
PAGE 1
M25401

KNI F541056
KNIGHT FOUNDATION
MCH CF RUSSELF1000 STOCK IND

TRAN CODE	UNITS	CONTRACT DESCRIPTION	TRADE DATE/ CONTRACT SETTLE DATE	ACTUAL PAY/REC SETTLE DATE	BASE COST	CURRENCY COST IN BASE	CURRENCY GAIN/LOSS	SETTLEMENT GAIN/LOSS
--------------	-------	----------------------	--	----------------------------------	-----------	--------------------------	-----------------------	-------------------------

* INDICATES PENDING SETTLEMENT

*** NO ACTIVITY FOR THIS PERIOD ***

KNI F541056
KNIGHT FOUNDATION
MCH CF RUSSELF1000 STOCK IND

INTEREST EARNED
FOR THE PERIOD 01 JANUARY 2001 THROUGH 31 DECEMBER 2001

RUN DATE: 19-FEB-02
PAGE 1
M25201

SECURITY DESCRIPTION	TRAN CODE	TRANSACTION DESCRIPTION	PAYMENT/ EFFECTIVE DATE	TRADE DATE BASE VALUE OF AMOUNT RECEIVED	SETTLE DATE BASE VALUE OF AMOUNT RECEIVED
----------------------	--------------	-------------------------	-------------------------------	--	---

* INDICATES PENDING SETTLEMENT

U.S. DOLLAR

KNIGHT FOUNDATION PROPRIETARY VAR RT 12/31/2009DD 08/23/94	IT	INTEREST RECEIVED	04-JAN-01	1.95	1.95
PAYMENT PERIOD 01-DEC-00 TO 31-DEC-00					
	IT	INTEREST RECEIVED	05-FEB-01	1.39	1.39
PAYMENT PERIOD 01-JAN-01 TO 31-JAN-01					
	IT	INTEREST RECEIVED	05-MAR-01	1.79	1.79
PAYMENT PERIOD 01-FEB-01 TO 28-FEB-01					
	IT	INTEREST RECEIVED	04-APR-01	1.63	1.63
PAYMENT PERIOD 01-MAR-01 TO 31-MAR-01					
	IT	INTEREST RECEIVED	03-MAY-01	1.01	1.01
PAYMENT PERIOD 01-APR-01 TO 30-APR-01					
	IT	INTEREST RECEIVED	05-JUN-01	1.12	1.12
PAYMENT PERIOD 01-MAY-01 TO 31-MAY-01					
	IT	INTEREST RECEIVED	05-JUL-01	1.25	1.25
PAYMENT PERIOD 01-JUN-01 TO 30-JUN-01					
	IT	INTEREST RECEIVED	03-AUG-01	1.50	1.50
PAYMENT PERIOD 01-JUL-01 TO 31-JUL-01					
	IT	INTEREST RECEIVED	06-SEP-01	0.70	0.70
PAYMENT PERIOD 01-AUG-01 TO 31-AUG-01					
	IT	INTEREST RECEIVED	03-OCT-01	0.41	0.41
PAYMENT PERIOD 01-SEP-01 TO 30-SEP-01					



Mellon Bank, N.A

KNT F541068
KNIGHT FOUNDATION
MCM RUSSELL 1000 VALUE INDEX

TRANSACTION REPORT
FOR THE PERIOD 01 JANUARY 2001 THROUGH 31 DECEMBER 2001

RUN DATE: 19-FEB-0
PAGE: 1
M25701

TRAN CODE	EFFECTIVE/ CONTRACTUAL/ SETTLEMENT DATE	SECURITY DESCRIPTION (LOCAL CURR/SETTLE CURR)	SHARES PAR VALUE	TRADE DATE BASE AMOUNT	INVESTMENT BASE COST	REALIZED GAIN/LOSS IN BASE CURRENCY
SALES (M INDICATES PENDING SETTLEMENT)						
CASH & CASH EQUIVALENTS						
U.S. DOLLAR						
S	04-JAN-01 04-JAN-01	KNIGHT FOUNDATION PROPRIETARY VAR RT 12/31/2099DD 08/23/94	43 780-	43 78	43.78-	
S	21-FEB-01 21-FEB-01	KNIGHT FOUNDATION PROPRIETARY VAR RT 12/31/2099DD 08/23/94	72 770-	72 77	72.77-	
S	20-MAR-01 20-MAR-01	KNIGHT FOUNDATION PROPRIETARY VAR RT 12/31/2099DD 08/23/94	78 230-	78.23	78.23-	
S	03-MAY-01 03-MAY-01	KNIGHT FOUNDATION PROPRIETARY VAR RT 12/31/2099DD 08/23/94	108.660-	108 66	108.66-	
S	20-JUN-01 20-JUN-01	KNIGHT FOUNDATION PROPRIETARY VAR RT 12/31/2099DD 08/23/94	155.540-	155.54	155.54-	
S	03-AUG-01 03-AUG-01	KNIGHT FOUNDATION PROPRIETARY VAR RT 12/31/2099DD 08/23/94	38.820-	38.82	38.82-	
S	20-AUG-01 20-AUG-01	KNIGHT FOUNDATION PROPRIETARY VAR RT 12/31/2099DD 08/23/94	.220-	0 22	0.22-	
S	20-SEP-01 20-SEP-01	KNIGHT FOUNDATION PROPRIETARY VAR RT 12/31/2099DD 08/23/94	120 100-	120.10	120.10-	
S	20-NOV-01 20-NOV-01	KNIGHT FOUNDATION PROPRIETARY VAR RT 12/31/2099DD 08/23/94	53.300-	53 30	53.30-	

KNT F541068
KNIGHT FOUNDATION
MCM RUSSELL 1000 VALUE INDEX

TRANSACTION REPORT
FOR THE PERIOD 01 JANUARY 2001 THROUGH 31 DECEMBER 2001

RUN DATE: 19-FEB-0
PAGE: 1
M25701

TRAN CODE	EFFECTIVE/ CONTRACTUAL/ SETTLEMENT DATE	SECURITY DESCRIPTION (LOCAL CURR/SETTLE CURR)	SHARES PAR VALUE	TRADE DATE BASE AMOUNT	INVESTMENT BASE COST	REALIZED GAIN/LOSS IN BASE CURRENCY
TOTAL						
CASH & CASH EQUIVALENTS						
TRADED - SETTLED CURRENT PERIOD						
		U.S. DOLLAR		671.42	671.42-	0.00
TRADED - PENDING SETTLEMENT						
		U.S. DOLLAR		0.00	0.00	0.00
SETTLED - TRADED PRIOR PERIOD						
		U.S. DOLLAR		0.00	0.00	
MASTER TRUST PARTICIPATION						
U.S. DOLLAR						
S	16-AUG-01 20-AUG-01	CF LARGE CAP VALUE STK INDEX FD (MASTER TRUST) UT	483,778 000-	49,999,918.63	51,661,788.22-	1,661,869.59-
TOTAL SALES						
TRADED - SETTLED CURRENT PERIOD						
		U.S. DOLLAR		50,000,590.05	51,662,459.64-	1,661,869.59-
TRADED - PENDING SETTLEMENT						
		U.S. DOLLAR		0.00	0.00	0.00
SETTLED - TRADED PRIOR PERIOD						
		U.S. DOLLAR		0.00	0.00	



Mellon TrustSM

Mellon Bank, N A

TRANSACTION REPORT
FOR THE PERIOD 01 JANUARY 2001 THROUGH 31 DECEMBER 2001

RUN DATE 19-FEB-02
PAGE 14
M25701

KNI F541068
KNIGHT FOUNDATION
MCH RUSSELL 1000 VALUE INDEX

TRAN CODE	EFFECTIVE/ CONTRACTUAL/ SETTLEMENT DATE	SECURITY DESCRIPTION (LOCAL CVRR/SETTLE CVRR)	SHARES PAR VALUE	TRADE DATE BASE AMOUNT	INVESTMENT BASE COST	REALIZED GAIN/LOSS IN BASE CURRENCY
<u>TOTAL ACTIVITY OF U.S. DOLLAR</u>				4 43-	24,551,778.29-	1,661,869.59-
<u>GRAND TOTAL ACTIVITY (BASE VALUE)</u>				4 43-	24,551,778.29-	1,661,869.59-

KNI F541068
KNIGHT FOUNDATION
MCH RUSSELL 1000 VALUE INDEX

FOREIGN EXCHANGE CONTRACT TRANSACTIONS
FOR THE PERIOD 01 JANUARY 2001 THROUGH 31 DECEMBER 2001

RUN DATE: 19-FEB-02
PAGE 1
M25401

TRAN CODE	UNITS	CONTRACT DESCRIPTION	TRADE DATE/ CONTRACT SETTLE DATE	ACTUAL PAY/REC SETTLE DATE	BASE COST	CURRENCY COST IN BASE	CURRENCY GAIN/LOSS	SETTLEMENT GAIN/LOSS
-----------	-------	----------------------	--	----------------------------------	-----------	--------------------------	-----------------------	-------------------------

* INDICATES PENDING SETTLEMENT

*** NO ACTIVITY FOR THIS PERIOD ***

KNI F541071
KNIGHT FOUNDATION
BC EUROPEAN CAPITAL VII LP

INTEREST EARNED
FOR THE PERIOD 01 JANUARY 2001 THROUGH 31 DECEMBER 2001

RUN DATE 19-FEB-02
PAGE 1
G2520
BASE CURRENCY USD

<u>SECURITY DESCRIPTION</u>	<u>TRAN CODE</u>	<u>TRANSACTION DESCRIPTION</u>	<u>PAYMENT/EFFECTIVE DATE</u>	<u>TRADE DATE LOCAL/BASE AMOUNT RECEIVED</u>	<u>SETTLE DATE LOCAL/BASE AMOUNT RECEIVED</u>	<u>CURRENCY LOCAL/BASE COST</u>	<u>CURRENCY GAIN/LOSS IN BASE CURRENCY</u>
-----------------------------	------------------	--------------------------------	-------------------------------	--	---	---------------------------------	--

* INDICATES PENDING SETTLEMENT

*** NO ACTIVITY FOR THIS PERIOD ***

KNI F541071
KNIGHT FOUNDATION
BC EUROPEAN CAPITAL VII LP

DIVIDENDS EARNED
FOR THE PERIOD 01 JANUARY 2001 THROUGH 31 DECEMBER 2001

RUN DATE 19-FEB-02
PAGE 1
G2530
BASE CURRENCY USD

<u>SECURITY DESCRIPTION</u>	<u>TRAN CODE</u>	<u>TRANSACTION DESCRIPTION</u>	<u>PAYMENT/EFFECTIVE DATE</u>	<u>EX DATE LOCAL/BASE AMOUNT RECEIVED</u>	<u>RECEIPT DATE LOCAL/BASE AMOUNT RECEIVED</u>	<u>CURRENCY LOCAL/BASE COST</u>	<u>CURRENCY GAIN/LOSS IN BASE CURRENCY</u>
-----------------------------	------------------	--------------------------------	-------------------------------	---	--	---------------------------------	--

*** NO ACTIVITY FOR THIS PERIOD ***



Mellon Bank, N.A

KNI F541071
 KNIGHT FOUNDATION
 BC EUROPEAN CAPITAL VII LP

MULTICURRENCY TRANSACTION REPORT
 FOR THE PERIOD 01 JANUARY 2001 THROUGH 31 DECEMBER 2001

RUN DATE 19-FEB-02
 PAGE 12
 62570
 BASE CURRENCY USD

TRAN CODE/ EFFECTIVE/ SETTLE DTE	SHARES/PAR VALUE SECURITY DESCRIPTION (LOCAL CURR/SETTLE CURR)	(ORIGINAL SHARES/PAR VALUE) TRADE DATE LOCAL/BASE AMOUNT	INVESTMENT		SETTLE DATE LOCAL/BASE AMOUNT	CURRENCY	
			INVESTMENT LOCAL/BASE COST	INVESTMENT LOCAL/BASE GAIN/LOSS		CURRENCY LOCAL/BASE COST	CURRENCY GAIN/LOSS IN BASE CURRENCY
BVA							
30-OCT-01	BC EUROPEAN CAPITAL VII RETURN OF CAPITAL PER LTR DTD 10/30/01	0 00 0 00	79,698 66- 72,430 15-	79,698 66- 72,430 15- 72,430 15-1	0 00 0.00	0.00 0.00	
TOTAL EURO CURRENCY UNIT		0.00 0.00	575,678.84- 523,618 15-	575,678 84- 523,618 15- 523,618 15-1 0 00 C	0.00 0.00	0.00 0.00	0 00 0 00
TOTAL BOOK VALUE ADJUSTMENTS U S DOLLAR		0 00	0.00	0.00	0.00	0.00	0.00
FOREIGN (BASE VALUE)		0 00	523,618.15-	523,618 15- 523,618 15-1 0 00 C	0.00	0.00	0.00 0 00 0.00
TOTAL ACTIVITY OF U.S. DOLLAR		869,445.00	0.00	567,326 61	869,445 00	0.00	0 00
TOTAL ACTIVITY OF FOREIGN (BASE VALUE)		859,137 00-	335,518 85	523,618 15-	859,137 00-	859,137.00-	0 00
GRAND TOTAL ACTIVITY (BASE VALUE)		10,308.00	335,518 85	43,708.46 43,708 46 I / 0 00 C	10,308 00	859,137.00-	0 00 0 00 0 00

FOREIGN EXCHANGE CONTRACT TRANSACTIONS
 FOR THE PERIOD 01 JANUARY 2001 THROUGH 31 DECEMBER 2001

RUN DATE: 19-FEB-0
 PAGE:
 62540
 BASE CURRENCY: USD

KNI F541071
 KNIGHT FOUNDATION
 BC EUROPEAN CAPITAL VII LP

TRAN CODE	UNITS	CONTRACT DESCRIPTION	TRADE DATE/ CONTRACT SETTLE DATE	ACTUAL PAY/REC SETTLE DATE	BASE COST	CURRENCY COST IN BASE	CURRENCY GAIN/LOSS	SETTLEMEN GAIN/LOSS
* INDICATES PENDING SETTLEMENT								
FX	281,220 0000- 300,000.0000	PAYABLE IN USD RECEIVABLE IN EUR	09-MAR-01 13-MAR-01	13-MAR-01 13-MAR-01	281,220 00- 0 00	0.00 275,190.00	0.00 0.00	0.0 6,030.0
FX	588,225 0000- 690,000 0000	PAYABLE IN USD RECEIVABLE IN EUR	28-JUN-01 02-JUL-01	02-JUL-01 02-JUL-01	588,225 00- 0 00	0.00 583,947.00	0.00 0.00	0.0 4,278.0
GRAND TOTAL					869,445 00-	859,137.00	0.00	10,308.0



Mellon TrustSM

Mellon Bank, N.A

KNI F541079
KNIGHT FOUNDATION
MBA L/B INTERMEDIATE GOVT INDX

TRANSACTION REPORT
FOR THE PERIOD 01 JANUARY 2001 THROUGH 31 DECEMBER 2001

RUN DATE: 19-FEB-01
PAGE: 1
M25701

TRAN CODE	EFFECTIVE/ CONTRACTUAL/ SETTLEMENT DATE	SECURITY DESCRIPTION (LOCAL CURR/SETTLE CURR)	SHARES PAR VALUE	TRADE DATE BASE AMOUNT	INVESTMENT BASE COST	REALIZED GAIN/LOSS IN BASE CURRENCY
TOTAL FIXED INCOME SECURITIES						
		TRADED - SETTLED CURRENT PERIOD U.S. DOLLAR		75,731,204.48-	75,731,204.48	0.00
		TRADED - PENDING SETTLEMENT U.S. DOLLAR		0.00	0.00	0.00
		SETTLED - TRADED PRIOR PERIOD U.S. DOLLAR		2,947,282.50-	0.00	
TOTAL PURCHASES						
		TRADED - SETTLED CURRENT PERIOD U.S. DOLLAR		128,800,015.38-	128,800,015.38	0.00
		TRADED - PENDING SETTLEMENT U.S. DOLLAR		0.00	0.00	0.00
		SETTLED - TRADED PRIOR PERIOD U.S. DOLLAR		2,947,282.50-	0.00	

KNI F541079
KNIGHT FOUNDATION
MBA L/B INTERMEDIATE GOVT INDX

TRANSACTION REPORT
FOR THE PERIOD 01 JANUARY 2001 THROUGH 31 DECEMBER 2001

RUN DATE: 19-FEB-01
PAGE: 1
M25701

TRAN CODE	EFFECTIVE/ CONTRACTUAL/ SETTLEMENT DATE	SECURITY DESCRIPTION (LOCAL CURR/SETTLE CURR)	SHARES PAR VALUE	TRADE DATE BASE AMOUNT	INVESTMENT BASE COST	REALIZED GAIN/LOSS IN BASE CURRENCY
SALES (M INDICATES PENDING SETTLEMENT)						
CASH & CASH EQUIVALENTS						
U.S. DOLLAR						
S	03-JAN-01 03-JAN-01	KNIGHT FOUNDATION PROPRIETARY VAR RT 12/31/2099DD 08/23/94	1,936,999.310-	1,936,999.31	1,936,999.31-	
S	01-FEB-01 01-FEB-01	KNIGHT FOUNDATION PROPRIETARY VAR RT 12/31/2099DD 08/23/94	498,420.000-	498,420.00	498,420.00-	
S	05-FEB-01 05-FEB-01	KNIGHT FOUNDATION PROPRIETARY VAR RT 12/31/2099DD 08/23/94	1,081,923.880-	1,081,923.88	1,081,923.88-	
S	05-MAR-01 05-MAR-01	KNIGHT FOUNDATION PROPRIETARY VAR RT 12/31/2099DD 08/23/94	1,822,337.710-	1,822,337.71	1,822,337.71-	
S	04-APR-01 04-APR-01	KNIGHT FOUNDATION PROPRIETARY VAR RT 12/31/2099DD 08/23/94	1,959,262.810-	1,959,262.81	1,959,262.81-	
S	03-MAY-01 03-MAY-01	KNIGHT FOUNDATION PROPRIETARY VAR RT 12/31/2099DD 08/23/94	4,293,108.590-	4,293,108.59	4,293,108.59-	
S	05-JUN-01 05-JUN-01	KNIGHT FOUNDATION PROPRIETARY VAR RT 12/31/2099DD 08/23/94	2,351,422.380-	2,351,422.38	2,351,422.38-	
S	22-JUN-01 22-JUN-01	KNIGHT FOUNDATION PROPRIETARY VAR RT 12/31/2099DD 08/23/94	946,840.000-	946,840.00	946,840.00-	
S	18-JUL-01 18-JUL-01	KNIGHT FOUNDATION PROPRIETARY VAR RT 12/31/2099DD 08/23/94	437.490-	437.49	437.49-	



Mellon Bank, N.A

TRANSACTION REPORT
FOR THE PERIOD 01 JANUARY 2001 THROUGH 31 DECEMBER 2001

RUN DATE 19-FEB-02
PAGE 17
M25701

KNI F541079
KNIGHT FOUNDATION
MBA L/B INTERMEDIATE GOVT INDX

TRAN CODE	EFFECTIVE/ CONTRACTUAL/ SETTLEMENT DATE	SECURITY DESCRIPTION (LOCAL CURR/SETTLE CURR)	SHARES PAR VALUE	TRADE DATE BASE AMOUNT	INVESTMENT BASE COST	REALIZED GAIN/LOSS IN BASE CURRENCY
S	03-AUG-01 03-AUG-01	KNIGHT FOUNDATION PROPRIETARY VAR RT 12/31/2099DD 08/23/94	949,129.250-	949,129 25	949,129.25-	
S	05-SEP-01 05-SEP-01	KNIGHT FOUNDATION PROPRIETARY VAR RT 12/31/2099DD 08/23/94	2,283,109 730-	2,283,109 73	2,283,109 73-	
S	03-OCT-01 03-OCT-01	KNIGHT FOUNDATION PROPRIETARY VAR RT 12/31/2099DD 08/23/94	939,411 880-	939,411 88	939,411.88-	
S	12-OCT-01 12-OCT-01	KNIGHT FOUNDATION PROPRIETARY VAR RT 12/31/2099DD 08/23/94	30,000,000 000-	30,000,000 00	30,000,000 00-	
S	05-NOV-01 05-NOV-01	KNIGHT FOUNDATION PROPRIETARY VAR RT 12/31/2099DD 08/23/94	4,136,534.300-	4,136,534 30	4,136,534.30-	
S	16-NOV-01 16-NOV-01	KNIGHT FOUNDATION PROPRIETARY VAR RT 12/31/2099DD 08/23/94	1,713,046 260-	1,713,046 26	1,713,046 26-	
S	31-DEC-01 31-DEC-01	KNIGHT FOUNDATION PROPRIETARY VAR RT 12/31/2099DD 08/23/94	549,462 760-	549,462 76	549,462 76-	
S	17-APR-01 17-APR-01	BSDT-LATE MONEY DEPOSIT ACCT	1,288.190-	1,288 19	1,288.19-	

NI F541079
NIGHT FOUNDATION
IBA L/B INTERMEDIATE GOVT INDX

TRANSACTION REPORT
FOR THE PERIOD 01 JANUARY 2001 THROUGH 31 DECEMBER 2001

RUN DATE: 19-FEB-02
PAGE: 18
M25701

TRAN CODE	EFFECTIVE/ CONTRACTUAL/ SETTLEMENT DATE	SECURITY DESCRIPTION (LOCAL CURR/SETTLE CURR)	SHARES PAR VALUE	TRADE DATE BASE AMOUNT	INVESTMENT BASE COST	REALIZED GAIN/LOSS IN BASE CURRENCY
TOTAL CASH & CASH EQUIVALENTS						
TRADED - SETTLED CURRENT PERIOD						
		U S DOLLAR		55,462,734 54	55,462,734.54-	0.00
TRADED - PENDING SETTLEMENT						
		U S DOLLAR		0.00	0.00	0.00
SETTLED - TRADED PRIOR PERIOD						
		U S DOLLAR		0 00	0.00	
FIXED INCOME SECURITIES						
<u>U.S. DOLLAR</u>						
	31-JAN-01	FEDERAL HOME LN BK CONS BDS	1,200,000.000-	1,201,416 00	1,173,576.00-	27,840.00
	05-FEB-01	5 125X 02/26/2002 DD 02/26/99				
	PAYMENT PERIOD 26-AUG-00 TO 04-FEB-01					
	28-FEB-01	FEDERAL HOME LN BK CONS BDS	5,000,000 000-	5,015,650.00	4,878,086 13-	137,563.87
	05-MAR-01	5 125X 02/26/2002 DD 02/26/99				
	PAYMENT PERIOD 26-FEB-01 TO 04-MAR-01					
	30-MAR-01	FEDERAL HOME LN BK CONS BDS	2,100,000 000-	2,112,096.00	2,045,203.12-	66,892.88
	04-APR-01	5 125X 02/26/2002 DD 02/26/99				
	PAYMENT PERIOD 26-FEB-01 TO 03-APR-01					
	03-APR-01	FEDERAL HOME LN BK CONS BDS	5,000,000 000-	5,028,000.00	4,869,531.25-	158,468.75
	04-APR-01	5 125X 02/26/2002 DD 02/26/99				
	PAYMENT PERIOD 26-FEB-01 TO 03-APR-01					
	05-JAN-01	FEDERAL HOME LN HTG CORP DEBS	1,200,000.000-	1,157,719.20	1,064,390.40-	93,328.80
	10-JAN-01	5 125X 10/15/2000 DD 10/15/98				
	PAYMENT PERIOD 15-OCT-00 TO 09-JAN-01					



Mellon Bank, N.A

KNI F541079
KNIGHT FOUNDATION
MBA L/B INTERMEDIATE GOVT INDX

TRANSACTION REPORT
FOR THE PERIOD 01 JANUARY 2001 THROUGH 31 DECEMBER 2001

RUN DATE 19-FEB-02
PAGE 19
M25701

TRAN CODE	EFFECTIVE/ CONTRACTUAL/ SETTLEMENT DATE	SECURITY DESCRIPTION (LOCAL CURR/SETTLE CURR)	SHARES PAR VALUE	TRADE DATE BASE AMOUNT	INVESTMENT BASE COST	REALIZED GAIN/LOSS IN BASE CURRENCY
S	10-OCT-01 11-OCT-01	FEDERAL HOME LN MTG CORP DEBS 5 125% 10/15/2008 DD 10/13/98	2,700,000 000-	2,737,260 00	2,379,187.40-	358,072.60
	PAYMENT PERIOD	15-APR-01 TO 10-OCT-01				
S	15-NOV-01 16-NOV-01	FEDERAL HOME LN MTG CORP DEBS 5 125% 10/15/2008 DD 10/13/98	7,400,000 000-	7,451,452.20	6,923,927 43-	527,524.77
	PAYMENT PERIOD	15-OCT-01 TO 15-NOV-01				
S	30-NOV-01 03-DEC-01	FEDERAL HOME LN MTG CORP DEBS 5 125% 10/15/2008 DD 10/13/98	2,300,000.000-	2,307,245 00	2,012,320 60-	294,924.40
	PAYMENT PERIOD	15-OCT-01 TO 02-DEC-01				
S	10-OCT-01 11-OCT-01	FEDERAL HOME LN MTG CORP DEBS 7 625% 09/09/2009 DD 09/09/99	3,000,000 000-	3,114,250.00	3,020,340.00-	93,910.00
	PAYMENT PERIOD	09-SEP-01 TO 10-OCT-01				
S	30-NOV-01 03-DEC-01	FEDERAL HOME LN MTG CORP DEBS 7 625% 09/09/2009 DD 09/09/99	4,800,000.000-	4,963,200.00	4,776,147.40-	187,052.60
	PAYMENT PERIOD	09-SEP-01 TO 02-DEC-01				
S	10-OCT-01 11-OCT-01	FEDERAL HOME LN MTG CORP DEBS 6 625% 09/15/2009 DD 09/16/99	1,000,000.000-	1,098,040.00	1,103,281 25-	5,241.25-
	PAYMENT PERIOD	15-SEP-01 TO 10-OCT-01				
S	15-NOV-01 16-NOV-01	FEDERAL HOME LN MTG CORP DEBS 6 625% 09/15/2009 DD 09/16/99	1,500,000.000-	1,640,565 00	1,634,926.25-	5,638.75
	PAYMENT PERIOD	15-SEP-01 TO 15-NOV-01				
S	05-JAN-01 10-JAN-01	FEDERAL HOME LN MTG DEBS 7 000% 07/15/2005 DD 07/10/00	10,000,000 000-	10,624,610 00	10,082,129.38-	542,480 62
	PAYMENT PERIOD	15-JUL-00 TO 09-JAN-01				
S	10-OCT-01 11-OCT-01	FEDERAL HOME LN MTG DEBS 7 000% 07/15/2005 DD 07/10/00	4,000,000 000-	4,415,312 00	4,144,436.40-	270,875.60
	PAYMENT PERIOD	15-JUL-01 TO 10-OCT-01				

KNI F541079
KNIGHT FOUNDATION
MBA L/B INTERMEDIATE GOVT INDX

TRANSACTION REPORT
FOR THE PERIOD 01 JANUARY 2001 THROUGH 31 DECEMBER 2001

RUN DATE: 19-FEB-02
PAGE: 21
M25701

TRAN CODE	EFFECTIVE/ CONTRACTUAL/ SETTLEMENT DATE	SECURITY DESCRIPTION (LOCAL CURR/SETTLE CURR)	SHARES PAR VALUE	TRADE DATE BASE AMOUNT	INVESTMENT BASE COST	REALIZED GAIN/LOSS IN BASE CURRENCY
S	15-NOV-01 16-NOV-01	FEDERAL HOME LN MTG DEBS 7 000% 07/15/2005 DD 07/10/00	3,400,000.000-	3,730,038.00	3,397,477.20-	332,560.80
	PAYMENT PERIOD	15-JUL-01 TO 15-NOV-01				
S	05-JAN-01 10-JAN-01	FEDERAL NATL MTG ASSN DEBS 5 750% 04/15/2003 DD 04/06/98	4,300,000.000-	4,354,253.10	4,204,320.25-	149,932.85
	PAYMENT PERIOD	15-OCT-00 TO 09-JAN-01				
S	04-APR-01 09-APR-01	FEDERAL NATL MTG ASSN DEBS 5 750% 04/15/2003 DD 04/06/98	11,500,000.000-	11,755,645.00	11,236,835.75-	518,809.25
	PAYMENT PERIOD	15-OCT-00 TO 08-APR-01				
S	15-NOV-01 16-NOV-01	FEDERAL NATL MTG ASSN BN MTS 4 750% 11/14/2003 DD 11/02/98	11,100,000.000-	11,431,265.63	11,109,378 59-	321,887.04
	PAYMENT PERIOD	15-MAY-01 TO 15-NOV-01				
S	07-MAR-01 12-MAR-01	FEDERAL NATL MTG ASSN DEBS 5 125% 02/13/2004 DD 02/08/99	3,250,000.000-	3,258,612.50	3,255,167.50-	3,445.00
	PAYMENT PERIOD	15-FEB-01 TO 11-MAR-01				
S	10-OCT-01 11-OCT-01	FEDERAL NATL MTG ASSN DEBS 6 400% 05/14/2009 DD 05/16/99	1,500,000.000-	1,566,562.50	1,483,402.50-	83,160.00
	PAYMENT PERIOD	14-MAY-01 TO 10-OCT-01				
S	31-MAY-01 05-JUN-01	FEDERAL NATL MTG ASSN MTH 7 100% 10/18/2004 DD 10/18/99	2,500,000.000-	2,527,875.00	2,485,555.00-	42,320.00
	PAYMENT PERIOD	16-APR-01 TO 04-JUN-01				
S	15-NOV-01 16-NOV-01	FEDERAL NATL MTG ASSN DEBS 7 125% 03/15/2007 DD 05/10/00	4,700,000.000-	5,260,328.13	4,726,406.70-	533,921.43
	PAYMENT PERIOD	15-SEP-01 TO 15-NOV-01				
S	30-NOV-01 03-DEC-01	FEDERAL NATL MTG ASSN MTH 7 000% 07/15/2005 DD 07/14/00	1,500,000.000-	1,641,445.50	1,527,030.00-	114,415.50
	PAYMENT PERIOD	15-JUL-01 TO 02-DEC-01				



Mellon TrustSM

Mellon Bank, N.A

KNI F541079
KNIGHT FOUNDATION
MBA L/B INTERMEDIATE GOVT INDX

TRANSACTION REPORT
FOR THE PERIOD 01 JANUARY 2001 THROUGH 31 DECEMBER 2001

RUN DATE 19-FEB-02
PAGE 21
M25701

TRAN CODE	EFFECTIVE/ CONTRACTUAL/ SETTLEMENT DATE	SECURITY DESCRIPTION (LOCAL CURR/SETTLE CURR)	SHARES PAR VALUE	TRADE DATE BASE AMOUNT	INVESTMENT BASE COST	REALIZED GAIN/LOSS IN BASE CURRENCY
S	20-JUN-01 22-JUN-01 PAYMENT PERIOD 15-JUN-01 TO 21-JUN-01	FEDERAL NATL MTG ASSN DEBS 6 000Z 12/15/2005 DD 12/08/00	1,500,000 000-	1,547,760 00	1,535,188 50-	12,571.50
S	30-NOV-01 03-DEC-01 PAYMENT PERIOD 01-AUG-01 TO 02-DEC-01	FEDERAL NATL MTG ASSN DEBS 6 250Z 02/01/2011 DD 02/01/01	400,000 000-	415,004 00	398,736 00-	16,268 00
S	15-NOV-01 16-NOV-01 PAYMENT PERIOD 15-AUG-01 TO 15-NOV-01	FEDERAL NATL MTG ASSN DEBS 5 000Z 02/14/2003 DD 02/23/01	5,000,000.000-	5,139,000 00	5,112,140.75-	26,859.25
S	15-NOV-01 16-NOV-01 PAYMENT PERIOD 15-AUG-01 TO 15-NOV-01	FEDERAL NATL MTG ASSN DEBS 5 500Z 02/15/2006 DD 02/23/01	4,950,000.000-	5,166,067 50	4,993,783.78-	172,283.72
S	30-NOV-01 03-DEC-01 PAYMENT PERIOD 22-JUN-01 TO 02-DEC-01	FEDERAL NATL MTG ASSN DEBS 5 250Z 06/15/2006 DD 06/22/01	4,500,000 000-	4,640,490.00	4,514,568 00-	125,922.00
S	18-OCT-01 11-OCT-01 PAYMENT PERIOD 15-MAY-01 TO 10-OCT-01	U S TREASURY BONDS 09 125Z 05/15/2009 DD 05/15/79	2,000,000 000-	2,288,125.00	2,173,437 50-	114,687 50
S	30-NOV-01 03-DEC-01 PAYMENT PERIOD 15-NOV-01 TO 02-DEC-01	U S TREASURY BONDS 09 125Z 05/15/2009 DD 05/15/79	8,000,000 000-	9,075,000.00	8,693,750 00-	381,250 00
S	05-JAN-01 10-JAN-01 PAYMENT PERIOD 15-NOV-00 TO 09-JAN-01	U S TREASURY BONDS 10 375Z 11/15/2009 DD 11/15/79	5,200,000 000-	6,139,250 00	6,039,882.81-	99,367 19
S	04-DEC-01 07-DEC-01 PAYMENT PERIOD 15-NOV-01 TO 06-DEC-01	U S TREASURY BONDS 10 375Z 11/15/2009 DD 11/15/79	3,900,000 000-	4,635,820.31	4,540,859.38-	94,960.93

KNI F541079
KNIGHT FOUNDATION
MBA L/B INTERMEDIATE GOVT INDX

TRANSACTION REPORT
FOR THE PERIOD 01 JANUARY 2001 THROUGH 31 DECEMBER 2001

RUN DATE 19-FEB-02
PAGE 22
M25701

TRAN CODE	EFFECTIVE/ CONTRACTUAL/ SETTLEMENT DATE	SECURITY DESCRIPTION (LOCAL CURR/SETTLE CURR)	SHARES PAR VALUE	TRADE DATE BASE AMOUNT	INVESTMENT BASE COST	REALIZED GAIN/LOSS IN BASE CURRENCY
S	05-JAN-01 10-JAN-01 PAYMENT PERIOD 15-AUG-00 TO 09-JAN-01	U S TREASURY BONDS 11 125Z 08/15/2003 DD 07/05/83	10,000,000.000-	11,587,031 25	11,382,500.00-	204,531.25
S	15-NOV-01 16-NOV-01 PAYMENT PERIOD 15-AUG-01 TO 15-NOV-01	U S TREASURY BONDS 11 125Z 08/15/2003 DD 07/05/83	8,200,000.000-	9,352,164 06	9,255,750 00-	96,414.06
S	15-NOV-01 16-NOV-01 PAYMENT PERIOD 15-AUG-01 TO 15-NOV-01	U S TREASURY BONDS 10 750Z 08/15/2005 DD 07/02/85	6,700,000.000-	8,317,421.88	7,991,546.88-	325,875.00
S	30-NOV-01 03-DEC-01 PAYMENT PERIOD 15-AUG-01 TO 02-DEC-01	U S TREASURY BONDS 10 750Z 08/15/2005 DD 07/02/85	4,300,000 000-	5,326,625.00	5,114,312 50-	212,312.50
S	31-JAN-01 05-FEB-01 PAYMENT PERIOD 15-AUG-00 TO 04-FEB-01	U S TREASURY NOTES 07 875Z 08/15/2001 DD 08/15/91	500,000 000-	507,792 97	504,843.75-	2,949.22
S	05-JAN-01 10-JAN-01 PAYMENT PERIOD 15-NOV-00 TO 09-JAN-01	U S TREASURY NOTES 07 500Z 11/15/2001 DD 11/15/91	4,000,000.000-	4,082,343.75	4,050,156.25-	32,187.50
S	31-MAY-01 05-JUN-01 PAYMENT PERIOD 15-MAY-01 TO 04-JUN-01	U S TREASURY NOTES 07 500Z 05/15/2002 DD 05/15/92	1,000,000 000-	1,033,867.19	980,000.00-	53,867.19
S	30-APR-01 03-MAY-01 PAYMENT PERIOD 15-FEB-01 TO 02-MAY-01	U S TREASURY NOTES 06 375Z 08/15/2002 DD 08/15/92	2,250,000 000-	2,310,205 08	2,237,578 13-	72,626.95
S	15-NOV-01 16-NOV-01 PAYMENT PERIOD 15-AUG-01 TO 15-NOV-01	U S TREASURY NOTES 06 250Z 02/15/2003 DD 02/15/93	2,400,000.000-	2,509,875 00	2,425,250 00-	84,625.00



Mellon TrustSM

Mellon Bank, N.A

KNI F541079
KNIGHT FOUNDATION
MBA L/B INTERMEDIATE GOVT INDX

TRANSACTION REPORT FOR THE PERIOD 01 JANUARY 2001 THROUGH 31 DECEMBER 2001

RUN DATE 19-FEB-01
PAGE 2
#25701

TRAN CODE	EFFECTIVE/ CONTRACTUAL/ SETTLEMENT DATE	SECURITY DESCRIPTION (LOCAL CURR/SETTLE CURR)	SHARES PAR VALUE	TRADE DATE BASE AMOUNT	INVESTMENT BASE COST	REALIZED GAIN/LOSS IN BASE CURRENCY
S	26-JAN-01 31-JAN-01	U S TREASURY NOTES 05 750Z 08/15/2003 DD 08/15/93	2,000,000 000-	2,040,000 00	1,963,437.50-	76,562.50
PAYMENT PERIOD 15-AUG-00 TO 30-JAN-01						
S	10-OCT-01 11-OCT-01	U S TREASURY NOTES 07 250Z 05/15/2004 DD 05/15/94	5,000,000.000-	5,516,992 19	5,181,093.75-	335,898.44
PAYMENT PERIOD 15-MAY-01 TO 10-OCT-01						
S	15-NOV-01 16-NOV-01	U S TREASURY NOTES 07 250Z 05/15/2004 DD 05/15/94	7,500,000.000-	8,224,218.75	7,737,890.63-	486,328.12
PAYMENT PERIOD 15-MAY-01 TO 15-NOV-01						
S	30-NOV-01 03-DEC-01	U S TREASURY NOTES 07 875Z 11/15/2004 DD 11/15/94	1,800,000 000-	2,020,500.00	1,803,310.63-	217,189.37
PAYMENT PERIOD 15-NOV-01 TO 02-DEC-01						
S	28-DEC-01 03-JAN-02	U S TREASURY NOTES 07 500Z 02/15/2005 DD 02/15/95	250,000.000-	275,703.13	258,789 06-	16,914 07
PAYMENT PERIOD 15-AUG-01 TO 02-JAN-02						
S	20-JUN-01 21-JUN-01	U S TREASURY NOTES 06 500Z 05/15/2005 DD 05/15/95	1,200,000 000-	1,279,687.50	1,211,625 00-	68,062.50
PAYMENT PERIOD 15-MAY-01 TO 20-JUN-01						
S	04-DEC-01 07-DEC-01	U S TREASURY NOTES 06 500Z 05/15/2005 DD 05/15/95	1,700,000 000-	1,860,304.69	1,605,171 88-	55,132.81
PAYMENT PERIOD 15-NOV-01 TO 06-DEC-01						
S	13-MAR-01 16-MAR-01	U S TREASURY NOTES 05 625Z 02/15/2006 DD 02/15/96	2,500,000 000-	2,597,660.94	2,517,187 50-	80,273.44
PAYMENT PERIOD 15-FEB-01 TO 15-MAR-01						
FC	28-DEC-00 03-JAN-01	U S TREASURY NOTES 06.625Z 07/31/2001 DD 07/31/96	1,000,000 000-	1,004,765.62	0.00	

KNI F541079
KNIGHT FOUNDATION
MBA L/B INTERMEDIATE GOVT INDX

TRANSACTION REPORT FOR THE PERIOD 01 JANUARY 2001 THROUGH 31 DECEMBER 2001

RUN DATE 19-FEB-01
PAGE 2
#25701

TRAN CODE	EFFECTIVE/ CONTRACTUAL/ SETTLEMENT DATE	SECURITY DESCRIPTION (LOCAL CURR/SETTLE CURR)	SHARES PAR VALUE	TRADE DATE BASE AMOUNT	INVESTMENT BASE COST	REALIZED GAIN/LOSS IN BASE CURRENCY
S	05-JAN-01 10-JAN-01	U S TREASURY NOTES 06 625Z 07/31/2001 DD 07/31/96	1,000,000.000-	1,008,320 31	1,018,437.50-	10,117.19-
PAYMENT PERIOD 31-JUL-00 TO 09-JAN-01						
S	05-JAN-01 10-JAN-01	U S TREASURY NOTES 06 125Z 08/15/2007 DD 08/15/97	9,500,000.000-	10,087,812.50	9,570,270.31-	517,542.19
PAYMENT PERIOD 15-AUG-00 TO 09-JAN-01						
S	15-NOV-01 16-NOV-01	U S TREASURY NOTES 06 125Z 08/15/2007 DD 08/15/97	10,000,000.000-	10,926,562.50	9,967,187.50-	959,375.00
PAYMENT PERIOD 15-AUG-01 TO 15-NOV-01						
S	30-NOV-01 03-DEC-01	U S TREASURY NOTES 06 125Z 08/15/2007 DD 08/15/97	3,960,000.000-	4,521,968.75	3,947,006.25-	374,962.50
PAYMENT PERIOD 15-AUG-01 TO 02-DEC-01						
S	29-JUN-01 05-JUL-01	U S TREASURY NOTES 05 750Z 10/31/2002 DD 10/31/97	6,000,000.000-	6,128,437.50	5,947,500.00-	180,937.50
PAYMENT PERIOD 30-APR-01 TO 04-JUL-01						
S	31-JUL-01 03-AUG-01	U S TREASURY NOTES 05 750Z 10/31/2002 DD 10/31/97	2,000,000.000-	2,052,656.25	1,982,500.00-	70,156.25
PAYMENT PERIOD 30-APR-01 TO 02-AUG-01						
S	30-AUG-01 05-SEP-01	U S TREASURY NOTES 05 750Z 10/31/2002 DD 10/31/97	2,500,000.000-	2,567,578.13	2,476,210 94-	91,367.19
PAYMENT PERIOD 30-APR-01 TO 04-SEP-01						
S	02-OCT-01 03-OCT-01	U S TREASURY NOTES 05 750Z 10/31/2002 DD 10/31/97	1,200,000.000-	1,261,250.00	1,184,906.25-	56,343 75
PAYMENT PERIOD 30-APR-01 TO 02-OCT-01						
S	10-OCT-01 11-OCT-01	U S TREASURY NOTES 05 750Z 10/31/2002 DD 10/31/97	4,500,000 000-	4,656,955.08	4,443,398.44-	213,556.64
PAYMENT PERIOD 30-APR-01 TO 10-OCT-01						



Mellon Bank, N.A

KNJ F541079
KNIGHT FOUNDATION
MBA L/B INTERMEDIATE GOVT INDX

TRANSACTION REPORT
FOR THE PERIOD 01 JANUARY 2001 THROUGH 31 DECEMBER 2001

RUN DATE: 19-FEB-02
PAGE: 25
M25701

TRAN CODE	EFFECTIVE/ CONTRACTUAL/ SETTLEMENT DATE	SECURITY DESCRIPTION (LOCAL CURR/SETTLE CURR)	SHARES PAR VALUE	TRADE DATE BASE AMOUNT	INVESTMENT BASE COST	REALIZED GAIN/LOSS IN BASE CURRENCY
S	31-OCT-01	U S TREASURY NOTES	2,000,000 000-	2,071,562 50	1,974,843 75-	96,718.75
	05-NOV-01	05 750Z 10/31/2002 DD 10/31/97				
	PAYMENT PERIOD 31-OCT-01 TO 04-NOV-01					
S	01-NOV-01	U S TREASURY NOTES	100,000 000-	103,597 66	98,742 19-	4,855.47
	02-NOV-01	05 750Z 10/31/2002 DD 10/31/97				
	PAYMENT PERIOD 31-OCT-01 TO 01-NOV-01					
S	15-NOV-01	U S TREASURY NOTES	9,700,000 000-	10,022,449 22	9,577,992 18-	444,457.04
	16-NOV-01	05 750Z 10/31/2002 DD 10/31/97				
	PAYMENT PERIOD 31-OCT-01 TO 15-NOV-01					
S	30-NOV-01	U S TREASURY NOTES	3,000,000 000-	3,180,234 30	2,916,875 00-	263,359 30
	03-DEC-01	05 500Z 02/15/2008 DD 02/15/98				
	PAYMENT PERIOD 15-AUG-01 TO 02-DEC-01					
S	25-JAN-01	U S TREASURY NOTES	600,000 000-	613,757 81	606,562.50-	7,195 31
	30-JAN-01	05 625Z 05/15/2008 DD 05/15/98				
	PAYMENT PERIOD 15-NOV-00 TO 29-JAN-01					
S	15-NOV-01	U S TREASURY NOTES	3,000,000 000-	3,366,093 75	3,259,882 81-	106,210.94
	16-NOV-01	06 500Z 02/15/2010 DD 02/15/00				
	PAYMENT PERIOD 15-AUG-01 TO 15-NOV-01					
S	10-OCT-01	U S TREASURY NOTES	3,900,000 000-	4,215,583 91	4,141,101 57-	74,402.34
	11-OCT-01	05 750Z 08/15/2010 DD 08/15/00				
	PAYMENT PERIOD 15-AUG-01 TO 10-OCT-01					
S	15-NOV-01	U S TREASURY NOTES	4,150,000 000-	4,452,496.09	4,315,736 32-	136,759 77
	16-NOV-01	05 750Z 08/15/2010 DD 08/15/00				
	PAYMENT PERIOD 15-AUG-01 TO 15-NOV-01					

KNJ F541079
KNIGHT FOUNDATION
MBA L/B INTERMEDIATE GOVT INDX

TRANSACTION REPORT
FOR THE PERIOD 01 JANUARY 2001 THROUGH 31 DECEMBER 2001

RUN DATE: 19-FEB-02
PAGE: 26
M25701

TRAN CODE	EFFECTIVE/ CONTRACTUAL/ SETTLEMENT DATE	SECURITY DESCRIPTION (LOCAL CURR/SETTLE CURR)	SHARES PAR VALUE	TRADE DATE BASE AMOUNT	INVESTMENT BASE COST	REALIZED GAIN/LOSS IN BASE CURRENCY
TOTAL						
FIXED INCOME SECURITIES						
		TRADED - SETTLED CURRENT PERIOD		276,945,084.16	265,046,211 13-	11,898,873.03
		U S. DOLLAR				
		TRADED - PENDING SETTLEMENT		275,703.13	258,789 06-	16,914.07
		U S. DOLLAR				
		SETTLED - TRADED PRIOR PERIOD		1,004,765 62	0.00	
		U S. DOLLAR				
TOTAL SALES						
		TRADED - SETTLED CURRENT PERIOD		332,407,816.70	320,508,945.67-	11,898,873.03
		U.S. DOLLAR				
		TRADED - PENDING SETTLEMENT		275,703 13	258,789.06-	16,914.07
		U S. DOLLAR				
		SETTLED - TRADED PRIOR PERIOD		1,004,765 62	0.00	
		U.S. DOLLAR				



Mellon Bank, N.A

TRANSACTION REPORT
FOR THE PERIOD 01 JANUARY 2001 THROUGH 31 DECEMBER 2001

RUN DATE 19-FEB-02
PAGE 27
M25701

KNI F541079
KNIGHT FOUNDATION
MBA L/B INTERMEDIATE GOVT INDX

TRAN CODE	EFFECTIVE/ CONTRACTUAL/ SETTLEMENT DATE	SECURITY DESCRIPTION (LOCAL CURR/SETTLE CURR)	SHARES PAR VALUE	TRADE DATE BASE AMOUNT	INVESTMENT BASE COST	REALIZED GAIN/LOSS IN BASE CURRENCY
<u>CORPORATE ACTIONS</u>						
<u>U.S. DOLLAR</u>						
CAL	18-OCT-01	700,000,000- FEDERAL NATL MTG ASSN MTN 7.100% 10/18/2004 DD 10/18/99		700,000.00	693,826.00-	6,174.00
CAL	18-OCT-01	2,300,000,000- FEDERAL NATL MTG ASSN MTN 7.100% 10/18/2004 DD 10/18/99		2,300,000.00	2,279,714.00-	20,286.00
TOTAL CORPORATE ACTIONS U.S. DOLLAR				3,000,000.00	2,973,540.00-	26,460.00

TRANSACTION REPORT
FOR THE PERIOD 01 JANUARY 2001 THROUGH 31 DECEMBER 2001

RUN DATE: 19-FEB-02
PAGE: 28
M25701

KNI F541079
KNIGHT FOUNDATION
MBA L/B INTERMEDIATE GOVT INDX

TRAN CODE	EFFECTIVE/ CONTRACTUAL/ SETTLEMENT DATE	SECURITY DESCRIPTION (LOCAL CURR/SETTLE CURR)	SHARES PAR VALUE	TRADE DATE BASE AMOUNT	INVESTMENT BASE COST	REALIZED GAIN/LOSS IN BASE CURRENCY
TOTAL ACTIVITY OF U.S. DOLLAR				16,123,035.79-	205,855,757.99-	11,942,247.10
<u>GRAND TOTAL ACTIVITY (BASE VALUE)</u>				16,123,035.79-	205,855,757.99-	11,942,247.10



Mellon Bank N.A

KNI F541079
 KNIGHT FOUNDATION
 MBA L/B INTERMEDIATE GOVT INDX

FOREIGN EXCHANGE CONTRACT TRANSACTIONS
 FOR THE PERIOD 01 JANUARY 2001 THROUGH 31 DECEMBER 2001

RUN DATE 19-FEB-02
 PAGE 1
 M25401

TRAN CODE	UNITS	CONTRACT DESCRIPTION	TRADE DATE/ CONTRACT SETTLE DATE	ACTUAL PAY/REC SETTLE DATE	BASE COST	CURRENCY COST IN BASE	CURRENCY GAIN/LOSS	SETTLEMENT GAIN/LOSS
-----------	-------	----------------------	--	----------------------------------	-----------	--------------------------	-----------------------	-------------------------

* INDICATES PENDING SETTLEMENT

*** NO ACTIVITY FOR THIS PERIOD ***

KNI F541079
 KNIGHT FOUNDATION
 MBA L/B INTERMEDIATE GOVT INDX

INTEREST EARNED
 FOR THE PERIOD 01 JANUARY 2001 THROUGH 31 DECEMBER 2001

RUN DATE 19-FEB-02
 PAGE 1
 M25201

SECURITY DESCRIPTION	TRAN CODE	TRANSACTION DESCRIPTION	PAYMENT/ EFFECTIVE DATE	TRADE DATE BASE VALUE OF AMOUNT RECEIVED	SETTLE DATE BASE VALUE OF AMOUNT RECEIVED
* INDICATES PENDING SETTLEMENT					
U.S. DOLLAR					
FEDERAL HOME LN BK CONS BDS 4 8752 04/16/2004 DD 04/17/01	IB	INTEREST BOUGHT	29-JUN-01	52,812.50-	52,812.50-
PAYMENT PERIOD 17-APR-01 TO 04-JUL-01					
PAYMENT PERIOD 17-APR-01 TO 15-OCT-01	IT	INTEREST RECEIVED	16-OCT-01	1,333.18	1,333.18
PAYMENT PERIOD 17-APR-01 TO 15-OCT-01					
PAYMENT PERIOD 17-APR-01 TO 15-OCT-01	IT	INTEREST RECEIVED	16-OCT-01	119,864.74	119,864.74
PAYMENT PERIOD 17-APR-01 TO 15-OCT-01					
FEDERAL HOME LN BK CONS BDS 5 1252 02/26/2002 DD 02/26/99	IS	INTEREST SOLD	31-JAN-01	27,162.50	27,162.50
PAYMENT PERIOD 26-AUG-00 TO 04-FEB-01					
PAYMENT PERIOD 26-AUG-00 TO 25-FEB-01	IT	INTEREST RECEIVED	26-FEB-01	310,062.50	310,062.50
PAYMENT PERIOD 26-AUG-00 TO 25-FEB-01					
PAYMENT PERIOD 26-FEB-01 TO 04-MAR-01	IS	INTEREST SOLD	28-FEB-01	6,406.25	6,406.25
PAYMENT PERIOD 26-FEB-01 TO 04-MAR-01					
PAYMENT PERIOD 26-FEB-01 TO 03-APR-01	IS	INTEREST SOLD	30-MAR-01	11,360.42	11,360.42
PAYMENT PERIOD 26-FEB-01 TO 03-APR-01					
PAYMENT PERIOD 26-FEB-01 TO 03-APR-01	IS	INTEREST SOLD	03-APR-01	27,048.61	27,048.61
PAYMENT PERIOD 26-FEB-01 TO 03-APR-01					
FEDERAL HOME LN MTG CORP DEBS 5 1252 10/15/2008 DD 10/13/98	IS	INTEREST SOLD	05-JAN-01	14,520.83	14,520.83
PAYMENT PERIOD 15-OCT-00 TO 09-JAN-01					



Mellon Bank, N A

KMI F541001
KNIGHT FOUNDATION
OZ OVERSEAS FUND, LTD

TRANSACTION REPORT
FOR THE PERIOD 01 JANUARY 2001 THROUGH 31 DECEMBER 2001

RUN DATE 19-FEB-02
PAGE 6
M25701

TRAN CODE	EFFECTIVE/ CONTRACTUAL/ SETTLEMENT DATE	SECURITY DESCRIPTION (LOCAL CURR/SETTLE CURR)	SHARES PAR VALUE	TRADE DATE BASE AMOUNT	INVESTMENT BASE COST	REALIZED GAIN/LOSS IN BASE CURRENCY
SD	01-SEP-01	20 643 OZ OVERSEAS FUND C/18 CHANGE CUSIP		0 00	20,642 71	
SD	01-SEP-01	21 946 OZ OVERSEAS FUND C/19 CHANGE CUSIP		0 00	21,945 84	
SD	01-SEP-01	8 198 OZ OVERSEAS FUND C/14 CHANGE CUSIP		0 00	8,198.00	
SD	01-SEP-01	44 664 OZ OVERSEAS FUND C/20 CHANGE CUSIP		0 00	44,664 00	
SD	01-SEP-01	49,775 612 OZ OVERSEAS FUND A/148 CHANGE CUSIP		0 00	49,778,610 65	
SW	01-SEP-01	8 198- OZ OVERSEAS FD LTD-TRANCH C/14 CHANGE CUSIP		0 00	8,198 00-	
SW	01-SEP-01	44 664- OZ OVERSEAS FUND TRANCHE C/20 CHANGE CUSIP		0 00	44,664 00-	

(KMI F541001)
KNIGHT FOUNDATION
OZ OVERSEAS FUND, LTD

TRANSACTION REPORT
FOR THE PERIOD 01 JANUARY 2001 THROUGH 31 DECEMBER 2001

RUN DATE 19-FEB-02
PAGE 7
M25701

TRAN CODE	EFFECTIVE/ CONTRACTUAL/ SETTLEMENT DATE	SECURITY DESCRIPTION (LOCAL CURR/SETTLE CURR)	SHARES PAR VALUE	TRADE DATE BASE AMOUNT	INVESTMENT BASE COST	REALIZED GAIN/LOSS IN BASE CURRENCY
TOTAL CORPORATE ACTIONS U S DOLLAR				0 00	0.00	0.00
TOTAL ACTIVITY OF U.S. DOLLAR				0.00	18,708.28	18,708.28
<u>GRAND TOTAL ACTIVITY (BASE VALUE)</u>				0.00	18,708 28	18,708.28



Mellon Bank, N.A

KNI F541081
KNIGHT FOUNDATION
OZ OVERSEAS FUND, LTD

TRANSACTION REPORT
FOR THE PERIOD 01 JANUARY 2001 THROUGH 31 DECEMBER 2001

RUN DATE 19-FEB-01
PAGE 1
M25701

TRAN CODE	EFFECTIVE/ CONTRACTUAL/ SETTLEMENT DATE	SECURITY DESCRIPTION (LOCAL CURR/SETTLE CURR)	SHARES PAR VALUE	TRADE DATE BASE AMOUNT	INVESTMENT BASE COST	REALIZED GAIN/LOSS IN BASE CURRENCY
TOTAL						
VENTURE CAPITAL						
		TRADED - SETTLED CURRENT PERIOD				
		U.S. DOLLAR		302,821.10	284,112.82-	18,708.28
		TRADED - PENDING SETTLEMENT		0.00	0.00	0.00
		U.S. DOLLAR		0.00	0.00	0.00
		SETTLED - TRADED PRIOR PERIOD		0.00	0.00	
		U.S. DOLLAR				
TOTAL SALES						
		TRADED - SETTLED CURRENT PERIOD				
		U.S. DOLLAR		302,821.10	284,112.82-	18,708.28
		TRADED - PENDING SETTLEMENT		0.00	0.00	0.00
		U.S. DOLLAR		0.00	0.00	0.00
		SETTLED - TRADED PRIOR PERIOD		0.00	0.00	
		U.S. DOLLAR				

KNI F541081
KNIGHT FOUNDATION
OZ OVERSEAS FUND, LTD

TRANSACTION REPORT
FOR THE PERIOD 01 JANUARY 2001 THROUGH 31 DECEMBER 2001

RUN DATE: 19-FEB-01
PAGE 1
M25701

TRAN CODE	EFFECTIVE/ CONTRACTUAL/ SETTLEMENT DATE	SECURITY DESCRIPTION (LOCAL CURR/SETTLE CURR)	SHARES PAR VALUE	TRADE DATE BASE AMOUNT	INVESTMENT BASE COST	REALIZED GAIN/LOSS IN BASE CURRENCY
CORPORATE ACTIONS						
U.S. DOLLAR						
SW	01-SEP-01	69,775,612- OZ OVERSEAS FUND TRANCHE A/148 LP CHANGE CUSIP		0.00	49,778,610.65-	
SW	01-SEP-01	71,368- OZ OVERSEAS FD TRANCHE C/16 LP CHANGE CUSIP		0.00	71,367.89-	
SW	01-SEP-01	71,368- OZ OVERSEAS FD TRANCHE C/17 LP CHANGE CUSIP		0.00	71,367.89-	
SW	01-SEP-01	20,643- OZ OVERSEAS FD TRANCHE C/18 LP CHANGE CUSIP		0.00	20,642.71-	
SW	01-SEP-01	21,946- OZ OVERSEAS FUND TRANCHE C/19 CHANGE CUSIP		0.00	21,945.84-	
SD	01-SEP-01	71,368 OZ OVERSEAS FUND C/16 CHANGE CUSIP		0.00	71,367.89	
SD	01-SEP-01	71,368 OZ OVERSEAS FUND C/17 CHANGE CUSIP		0.00	71,367.89	



Mellon Bank N.A

KNI F541081
KNIGHT FOUNDATION
OZ OVERSEAS FUND, LTD

TRANSACTION REPORT
FOR THE PERIOD 01 JANUARY 2001 THROUGH 31 DECEMBER 2001

RUN DATE 19-FEB-02
PAGE 2
H25701

TRAN CODE	EFFECTIVE/ CONTRACTUAL/ SETTLEMENT DATE	SECURITY DESCRIPTION (LOCAL CURR/SETTLE CURR)	SHARES PAR VALUE	TRADE DATE BASE AMOUNT	INVESTMENT BASE COST	REALIZED GAIN/LOSS IN BASE CURRENCY
TOTAL VENTURE CAPITAL						
		TRADED - SETTLED CURRENT PERIOD				
		U S DOLLAR		258,146 98-	258,146.98	0 00
		TRADED - PENDING SETTLEMENT				
		U S DOLLAR		0 00	0 00	0 00
		SETTLED - TRADED PRIOR PERIOD				
		U S DOLLAR		0 00	0 00	
ALTERNATIVE INVESTMENTS						
U.S. DOLLAR						
B	02-JUL-01 02-JUL-01	OZ OVERSEAS FUND TRANCHE C/20	44 664	44,664 00-	44,664 00	
TOTAL PURCHASES						
		TRADED - SETTLED CURRENT PERIOD				
		U S DOLLAR		302,821 10-	302,821 10	0.00
		TRADED - PENDING SETTLEMENT				
		U S DOLLAR		0 00	0.00	0.00
		SETTLED - TRADED PRIOR PERIOD				
		U S DOLLAR		0 00	0.00	

KNI F541081
KNIGHT FOUNDATION
OZ OVERSEAS FUND, LTD

TRANSACTION REPORT
FOR THE PERIOD 01 JANUARY 2001 THROUGH 31 DECEMBER 2001

RUN DATE 19-FEB-02
PAGE 3
H25701

TRAN CODE	EFFECTIVE/ CONTRACTUAL/ SETTLEMENT DATE	SECURITY DESCRIPTION (LOCAL CURR/SETTLE CURR)	SHARES PAR VALUE	TRADE DATE BASE AMOUNT	INVESTMENT BASE COST	REALIZED GAIN/LOSS IN BASE CURRENCY
SALES (M INDICATES PENDING SETTLEMENT)						
VENTURE CAPITAL						
U.S. DOLLAR						
S	01-DEC-00 01-DEC-00	OZ OVERSEAS FUND TRANCHE A/148 LP	010-	10.12	10.00-	12
S	01-DEC-00 01-DEC-00	OZ OVERSEAS FUND TRANCHE A/148 LP	20.573-	20,642 71	20,573 00-	69 71
S	01-DEC-00 01-DEC-00	OZ OVERSEAS FUND TRANCHE A/148 LP	71 126-	71,367.89	71,126 00-	241 89
S	01-DEC-00 01-DEC-00	OZ OVERSEAS FUND TRANCHE A/148 LP	71.126-	71,367 89	71,126 00-	241.89
S	01-MAY-01 01-MAY-01	OZ OVERSEAS FUND TRANCHE A/148 LP	20 768-	21,945.84	20,768 00-	1,177.84
S	02-JUL-01 02-JUL-01 28-AUG-01	OZ OVERSEAS FUND TRANCHE A/148 LP	41.659-	44,664 00	41,659.00-	3,005.00
S	01-OCT-01 01-OCT-01	OZ OVERSEAS FUND A/148	28 249-	30,162 00	28,250.70-	1,911.30
S	01-AUG-01 01-AUG-01	OZ OVERSEAS FD LTD-TRANCHE C15	30.600-	42,660.65	30,600.12-	12,060.53



Mellon TrustSM

Mellon Bank, N.A

STATEMENT OF CHANGE IN NET ASSETS AVAILABLE FOR BENEFITS
31 DECEMBER 2001

RUN DATE: 19-FEB-02
PAGE: 1
NC100

KNI F541081
KNIGHT FOUNDATION
OZ OVERSEAS FUND, LTD

	01-JAN-01	YEAR TO DATE	31-DEC-01
NET ASSETS - BEGINNING OF PERIOD		\$	50,596,688.35
RECEIPTS			
INVESTMENT INCOME			
REALIZED GAIN/LOSS	\$	18,708.28	
UNREALIZED GAIN/LOSS-INVESTMENT		3,566,746.54	
			<u>3,585,454.82</u>
TOTAL RECEIPTS			<u>3,585,454.82</u>
DISBURSEMENTS:			
TOTAL DISBURSEMENTS			<u>0.00</u>
NET ASSETS - END OF PERIOD		\$	<u>54,182,143.17</u>

TRANSACTION REPORT
FOR THE PERIOD 01 JANUARY 2001 THROUGH 31 DECEMBER 2001

RUN DATE: 19-FEB-02
PAGE: 1
M25701

KNI F541081
KNIGHT FOUNDATION
OZ OVERSEAS FUND, LTD

TRAN CODE	EFFECTIVE/ CONTRACTUAL/ SETTLEMENT DATE	SECURITY DESCRIPTION (LOCAL CURR/SETTLE CURR)	SHARES PAR VALUE	TRADE DATE BASE AMOUNT	INVESTMENT BASE COST	REALIZED GAIN/LOSS IN BASE CURRENCY
PURCHASES						
EQUITY						
U.S. DOLLAR						
B	01-DEC-00 01-DEC-00	OZ OVERSEAS FD LTD-TRANCHE C15	010	10.12-	10.12	
VENTURE CAPITAL						
U.S. DOLLAR						
B	01-AUG-01 01-AUG-01	OZ OVERSEAS FUND TRANCHE A/148 LP	39.662	42,660.65-	42,660.65	
B	01-DEC-00 01-DEC-00	OZ OVERSEAS FD TRANCHE C/16 LP	71.368	71,367.89-	71,367.89	
B	01-DEC-00 01-DEC-00	OZ OVERSEAS FD TRANCHE C/17 LP	71.368	71,367.89-	71,367.89	
B	01-DEC-00 01-DEC-00	OZ OVERSEAS FD TRANCHE C/18 LP	20.643	20,642.71-	20,642.71	
B	01-MAY-01 01-MAY-01	OZ OVERSEAS FUND TRANCHE C/19	21.946	21,945.84-	21,945.84	
B	01-OCT-01 01-OCT-01	OZ OVERSEAS FUND C/21	30.162	30,162.00-	30,162.00	



Mellon TrustSM

Mellon Bank, N.A

STATEMENT OF CHANGE IN NET ASSETS AVAILABLE FOR BENEFITS
31 DECEMBER 2001

RUN DATE 19-FEB-02
PAGE 1
MC100

KNI F541084
KNIGHT FOUNDATION
EVEREST CAPITAL INTL LTD

	YEAR TO DATE	
	01-JAN-01	31-DEC-01
NET ASSETS - BEGINNING OF PERIOD	\$	17,929,383.68
RECEIPTS		
REALIZED GAIN/LOSS	\$	4,197,584.29-
UNREALIZED GAIN/LOSS-INVESTMENT		0.04
TOTAL RECEIPTS		4,197,584.25-
DISBURSEMENTS:		
TRANSFERS OUT		
CASH	12,358,619.49	
TOTAL DISBURSEMENTS		12,358,619.49
NET ASSETS - END OF PERIOD	\$	1,373,179.94

KNI F541084
KNIGHT FOUNDATION
EVEREST CAPITAL INTL LTD

TRANSACTION REPORT
FOR THE PERIOD 01 JANUARY 2001 THROUGH 31 DECEMBER 2001

RUN DATE 19-FEB-02
PAGE 1
M25701

TRAN CODE	EFFECTIVE/ CONTRACTUAL/ SETTLEMENT DATE	SECURITY DESCRIPTION (LOCAL CURR/SETTLE CURR)	SHARES PAR VALUE	TRADE DATE BASE AMOUNT	INVESTMENT BASE COST	REALIZED GAIN/LOSS IN BASE CURRENCY
RECEIPTS AND DISBURSEMENT TRANSACTIONS						
CASH TRANSFERRED OUT						
U.S. DOLLAR						
CW	31-DEC-01	TRANSFER TO KNIF5404352 REDEMPTION OF EVEREST INTL SHS		12,358,619.49-	0.00	
TOTAL						
RECEIPTS AND DISBURSEMENT TRANSACTIONS						
U.S. DOLLAR						
				12,358,619.49-	0.00	0.00



Mellon Bank, N A

TRANSACTION REPORT
FOR THE PERIOD 01 JANUARY 2001 THROUGH 31 DECEMBER 2001

RUN DATE: 19-FEB-02
PAGE 2
M25701

KNI F541084
KNIGHT FOUNDATION
EVEREST CAPITAL INTL LTD

TRAN CODE	EFFECTIVE/ CONTRACTUAL/ SETTLEMENT DATE	SECURITY DESCRIPTION (LOCAL CURR/SETTLE CURR)	SHARES PAR VALUE	TRADE DATE BASE AMOUNT	INVESTMENT BASE COST	REALIZED GAIN/LOSS IN BASE CURRENCY
SALES						
(* INDICATES PENDING SETTLEMENT)						
EQUITY						
U.S. DOLLAR						
5	31-DEC-01 31-DEC-01	EVEREST CAPITAL INTERNATIONAL	66,958 983-	12,358,619 49	16,136,445 35-	3,777,825.86-
TOTAL SALES						
TRADED - SETTLED CURRENT PERIOD						
	U S DOLLAR			12,358,619 49	16,136,445.35-	3,777,825 86-
TRADED - PENDING SETTLEMENT						
	U S DOLLAR			0 00	0 00	0 00
SETTLED - TRADED PRIOR PERIOD						
	U S DOLLAR			0 00	0 00	

KNI F541084
KNIGHT FOUNDATION
EVEREST CAPITAL INTL LTD

TRANSACTION REPORT
FOR THE PERIOD 01 JANUARY 2001 THROUGH 31 DECEMBER 2001

RUN DATE 19-FEB-02
PAGE 3
M25701

TRAN CODE	EFFECTIVE/ CONTRACTUAL/ SETTLEMENT DATE	SECURITY DESCRIPTION (LOCAL CURR/SETTLE CURR)	SHARES PAR VALUE	TRADE DATE BASE AMOUNT	INVESTMENT BASE COST	REALIZED GAIN/LOSS IN BASE CURRENCY
TOTAL ACTIVITY OF U.S. DOLLAR						
				0.00	16,136,445.35-	3,777,825.86-
GRAND TOTAL ACTIVITY (BASE VALUE)						
				0 00	16,136,445 35-	3,777,825.86-



Mellon Bank N.A.

TRANSACTION REPORT
FOR THE PERIOD 01 JANUARY 2001 THROUGH 31 DECEMBER 2001

RUN DATE 19-FEB-02
PAGE 6
M25701

KNI F541106
KNIGHT FOUNDATION
HCH RUSSELL 1000 GROWTH FUND

TRAN CODE	EFFECTIVE/ CONTRACTUAL/ SETTLEMENT DATE	SECURITY DESCRIPTION (LOCAL CURR/SETTLE CURR)	SHARES PAR VALUE	TRADE DATE BASE AMOUNT	INVESTMENT BASE COST	REALIZED GAIN/LOSS IN BASE CURRENCY
<u>SALES</u> (N INDICATES PENDING SETTLEMENT)						
MASTER TRUST PARTICIPATION						
U.S. DOLLAR						
S	16-NOV-01 20-NOV-01	CF LARGE CAP GRWTH STX INDEX FUND MASTER TRUST UNIT	2 000-	213 77	195.31-	18.46
<u>TOTAL SALES</u>						
TRADED - SETTLED CURRENT PERIOD						
	U S	DOLLAR		213 77	195 31-	18 46
TRADED - PENDING SETTLEMENT						
	U S	DOLLAR		0 00	0.00	0 00
SETTLED - TRADED PRIOR PERIOD						
	U S.	DOLLAR		0 00	0 00	

NI F541106
KNIGHT FOUNDATION
HCH RUSSELL 1000 GROWTH FUND

TRANSACTION REPORT
FOR THE PERIOD 01 JANUARY 2001 THROUGH 31 DECEMBER 2001

RUN DATE 19-FEB-02
PAGE 7
M25701

TRAN CODE	EFFECTIVE/ CONTRACTUAL/ SETTLEMENT DATE	SECURITY DESCRIPTION (LOCAL CURR/SETTLE CURR)	SHARES PAR VALUE	TRADE DATE BASE AMOUNT	INVESTMENT BASE COST	REALIZED GAIN/LOSS IN BASE CURRENCY
<u>TOTAL ACTIVITY OF</u>						
	U.S.	DOLLAR		0 02-	74,509,520 10	18.46
<u>GRAND TOTAL ACTIVITY (BASE VALUE)</u>						
				0 02-	74,509,520 10	18 46



Mellon TrustSM

Mellon Bank, N.A

KNI F541106
KNIGHT FOUNDATION
MCM RUSSELL 1000 GROWTH FUND

TRANSACTION REPORT FOR THE PERIOD 01 JANUARY 2001 THROUGH 31 DECEMBER 2001

RUN DATE: 19-FEB-01
PAGE:
M25701

TRAN CODE	EFFECTIVE/ CONTRACTUAL/ SETTLEMENT DATE	SECURITY DESCRIPTION (LOCAL CURR/SETTLE CURR)	SHARES PAR VALUE	TRADE DATE BASE AMOUNT	INVESTMENT BASE COST	REALIZED GAIN/LOSS IN BASE CURRENCY
U.S. DOLLAR						
B	01-NOV-01 05-NOV-01	CF LARGE CAP GRWTH STK INDEX FUND MASTER TRUST UNIT	190,200 000	18,573,883.14-	18,573,883.14	
B	01-NOV-01 05-NOV-01	CF LARGE CAP GRWTH STK INDEX FUND MASTER TRUST UNIT	572,188 000	55,858,361.79-	55,858,361.79	
B	16-NOV-01 20-NOV-01	CF LARGE CAP GRWTH STK INDEX FUND MASTER TRUST UNIT	297.000	31,744.92-	31,744.92	
B	03-DEC-01 05-DEC-01	CF LARGE CAP GRWTH STK INDEX FUND MASTER TRUST UNIT	191.000	20,411.71-	20,411.71	
B	17-DEC-01 19-DEC-01	CF LARGE CAP GRWTH STK INDEX FUND MASTER TRUST UNIT	239 000	25,158.89-	25,158.89	
TOTAL MASTER TRUST PARTICIPATION						
TRADED - SETTLED CURRENT PERIOD U S DOLLAR				74,509,560.45-	74,509,560.45	0.00
TRADED - PENDING SETTLEMENT U S DOLLAR				0.00	0.00	0.00
SETTLED - TRADED PRIOR PERIOD U S DOLLAR				0.00	0.00	

KNI F541106
KNIGHT FOUNDATION
MCM RUSSELL 1000 GROWTH FUND

TRANSACTION REPORT FOR THE PERIOD 01 JANUARY 2001 THROUGH 31 DECEMBER 2001

RUN DATE: 19-FEB-01
PAGE:
M25701

TRAN CODE	EFFECTIVE/ CONTRACTUAL/ SETTLEMENT DATE	SECURITY DESCRIPTION (LOCAL CURR/SETTLE CURR)	SHARES PAR VALUE	TRADE DATE BASE AMOUNT	INVESTMENT BASE COST	REALIZED GAIN/LOSS IN BASE CURRENCY
TOTAL PURCHASES						
TRADED - SETTLED CURRENT PERIOD U.S. DOLLAR				74,509,715.41-	74,509,715.41	0.00
TRADED - PENDING SETTLEMENT U.S. DOLLAR				0.00	0.00	0.00
SETTLED - TRADED PRIOR PERIOD U.S. DOLLAR				0.00	0.00	



Mellon Bank, N.A

KNI F541107
KNIGHT FOUNDATION
LB CREDIT INDEX

TRANSACTION REPORT
FOR THE PERIOD 01 JANUARY 2001 THROUGH 31 DECEMBER 2001

RUN DATE 19-FEB-02
PAGE 52
H25701

TRAN CODE	EFFECTIVE/ CONTRACTUAL/ SETTLEMENT DATE	SECURITY DESCRIPTION (LOCAL CURR/SETTLE CURR)	SHARES PAR VALUE	TRADE DATE BASE AMOUNT	INVESTMENT BASE COST	REALIZED GAIN/LOSS IN BASE CURRENCY
TOTAL						
CASH & CASH EQUIVALENTS						
		TRADED - SETTLED CURRENT PERIOD				
		U.S. DOLLAR		5,418,402.83	5,418,402.83-	0.00
		TRADED - PENDING SETTLEMENT		0.00	0.00	0.00
		U.S. DOLLAR		0.00	0.00	0.00
		SETTLED - TRADED PRIOR PERIOD		0.00	0.00	
		U.S. DOLLAR		0.00	0.00	
FIXED INCOME SECURITIES						
U.S. DOLLAR						
S	17-DEC-01	CALPINE CORP SR MT	330,000.000-	252,615.00	310,235.50-	65,620.50-
	20-DEC-01	4 500X 02/15/2011 DD 02/15/01				
		PAYMENT PERIOD 15-AUG-01 TO 19-DEC-01				
S	20-DEC-01	MIRANT AMERICAS GENERATION LLC	250,000.000-	192,500.00	258,727.50-	66,227.50-
	26-DEC-01	9 125X 05/01/2031 DD 05/01/01				
		PAYMENT PERIOD 01-NOV-01 TO 25-DEC-01				
S	03-DEC-01	UNITED STATES TREASURY NOTES	1,700,000.000-	1,731,144.53	1,738,183.59-	7,039.06-
	06-DEC-01	05.000X 08/15/2011 DD 08/15/01				
		PAYMENT PERIOD 15-AUG-01 TO 05-DEC-01				
S	03-DEC-01	UNITED STATES TREASURY NOTES	1,100,000.000-	1,122,859.30	1,124,707.03-	1,847.65-
	06-DEC-01	05.000X 08/15/2011 DD 08/15/01				
		PAYMENT PERIOD 15-AUG-01 TO 05-DEC-01				
S	04-DEC-01	UNITED STATES TREASURY NOTES	1,600,000.000-	1,842,539.06	1,840,429.69-	2,109.37
	07-DEC-01	05.000X 08/15/2011 DD 08/15/01				
		PAYMENT PERIOD 15-AUG-01 TO 06-DEC-01				

KNI F541107
KNIGHT FOUNDATION
LB CREDIT INDEX

TRANSACTION REPORT
FOR THE PERIOD 01 JANUARY 2001 THROUGH 31 DECEMBER 2001

RUN DATE 19-FEB-02
PAGE 53
H25701

TRAN CODE	EFFECTIVE/ CONTRACTUAL/ SETTLEMENT DATE	SECURITY DESCRIPTION (LOCAL CURR/SETTLE CURR)	SHARES PAR VALUE	TRADE DATE BASE AMOUNT	INVESTMENT BASE COST	REALIZED GAIN/LOSS IN BASE CURRENCY
S	04-DEC-01	UNITED STATES TREASURY NOTES	200,000.000-	204,953.13	204,492.19-	460.94
	07-DEC-01	05.000X 08/15/2011 DD 08/15/01				
		PAYMENT PERIOD 15-AUG-01 TO 06-DEC-01				
S	05-DEC-01	UNITED STATES TREASURY NOTES	325,000.000-	326,548.83	332,299.80-	5,750.97-
	10-DEC-01	05.000X 08/15/2011 DD 08/15/01				
		PAYMENT PERIOD 15-AUG-01 TO 09-DEC-01				
S	05-DEC-01	UNITED STATES TREASURY NOTES	600,000.000-	604,406.25	613,476.56-	9,070.31-
	10-DEC-01	05.000X 08/15/2011 DD 08/15/01				
		PAYMENT PERIOD 15-AUG-01 TO 09-DEC-01				
S	10-DEC-01	UNITED STATES TREASURY NOTES	200,000.000-	197,531.25	204,492.19-	6,960.94-
	13-DEC-01	05.000X 08/15/2011 DD 08/15/01				
		PAYMENT PERIOD 15-AUG-01 TO 12-DEC-01				
S	12-DEC-01	UNITED STATES TREASURY NOTES	500,000.000-	500,214.64	511,230.47-	11,015.63-
	13-DEC-01	05.000X 08/15/2011 DD 08/15/01				
		PAYMENT PERIOD 15-AUG-01 TO 12-DEC-01				
S	28-DEC-01	UNITED STATES TREASURY NOTES	500,000.000-	493,046.88	511,230.47-	18,183.59-
	03-JAN-02	05.000X 08/15/2011 DD 08/15/01				
		PAYMENT PERIOD 15-AUG-01 TO 02-JAN-02				
S	03-DEC-01	UNITED STATES TREAS NTS	750,000.000-	749,824.22	749,970.70-	146.48-
	06-DEC-01	2.750X 10/31/2003 DD 10/31/01				
		PAYMENT PERIOD 31-OCT-01 TO 05-DEC-01				
S	04-DEC-01	UNITED STATES TREAS NYS	500,000.000-	500,332.03	499,980.47-	351.56
	07-DEC-01	2.750X 10/31/2003 DD 10/31/01				
		PAYMENT PERIOD 31-OCT-01 TO 06-DEC-01				
S	04-DEC-01	UNITED STATES TREAS NTS	600,000.000-	600,351.56	599,976.56-	375.00
	07-DEC-01	2.750X 10/31/2003 DD 10/31/01				
		PAYMENT PERIOD 31-OCT-01 TO 06-DEC-01				



Mellon Bank, N.A

TRANSACTION REPORT FOR THE PERIOD 01 JANUARY 2001 THROUGH 31 DECEMBER 2001

RUN DATE 19-FEB-02 PAGE 54 M25701

KMI F541107 KNIGHT FOUNDATION LB CREDIT INDEX

Table with columns: TRAN CODE, EFFECTIVE/CONTRACTUAL SETTLEMENT DATE, SECURITY DESCRIPTION (LOCAL CURR/SETTLE CURR), SHARES PAR VALUE, TRADE DATE BASE AMOUNT, INVESTMENT BASE COST, REALIZED GAIN/LOSS IN BASE CURRENCY. Contains 10 rows of transaction data for various US Treasury securities.

KMI F541107 KNIGHT FOUNDATION LB CREDIT INDEX

TRANSACTION REPORT FOR THE PERIOD 01 JANUARY 2001 THROUGH 31 DECEMBER 2001

RUN DATE 19-FEB-02 PAGE 55 M25701

Table with columns: TRAN CODE, EFFECTIVE/CONTRACTUAL SETTLEMENT DATE, SECURITY DESCRIPTION (LOCAL CURR/SETTLE CURR), SHARES PAR VALUE, TRADE DATE BASE AMOUNT, INVESTMENT BASE COST, REALIZED GAIN/LOSS IN BASE CURRENCY. Contains 10 rows of transaction data for various US Treasury notes.



Mellon TrustSM

Mellon Bank, N.A

TRANSACTION REPORT
FOR THE PERIOD 01 JANUARY 2001 THROUGH 31 DECEMBER 2001

RUN DATE: 19-FEB-0
PAGE: 5
M25701

KNI F541107
KNIGHT FOUNDATION
LB CREDIT INDEX

TRAN CODE	EFFECTIVE/ CONTRACTUAL/ SETTLEMENT DATE	SECURITY DESCRIPTION (LOCAL CURR/SETTLE CURR)	SHARES PAR VALUE	TRADE DATE BASE AMOUNT	INVESTMENT BASE COST	REALIZED GAIN/LOSS IN BASE CURRENCY
TOTAL FIXED INCOME SECURITIES						
	TRADED -	SETTLED CURRENT PERIOD U.S. DOLLAR		35,235,206.79	35,489,272.57-	254,065.78-
	TRADED -	PENDING SETTLEMENT U.S. DOLLAR		990,078.13	1,011,210.94-	21,132.01-
	SETTLED -	TRADED PRIOR PERIOD U.S. DOLLAR		0.00	0.00	
TOTAL SALES						
	TRADED -	SETTLED CURRENT PERIOD U.S. DOLLAR		40,653,609.62	40,907,675.40-	254,065.78-
	TRADED -	PENDING SETTLEMENT U.S. DOLLAR		990,078.13	1,011,210.94-	21,132.01-
	SETTLED -	TRADED PRIOR PERIOD U.S. DOLLAR		0.00	0.00	

(275,198.59)

KNI F541107
KNIGHT FOUNDATION
LB CREDIT INDEX

TRANSACTION REPORT
FOR THE PERIOD 01 JANUARY 2001 THROUGH 31 DECEMBER 2001

RUN DATE: 19-FEB-0
PAGE: 5
M25701

TRAN CODE	EFFECTIVE/ CONTRACTUAL/ SETTLEMENT DATE	SECURITY DESCRIPTION (LOCAL CURR/SETTLE CURR)	SHARES PAR VALUE	TRADE DATE BASE AMOUNT	INVESTMENT BASE COST	REALIZED GAIN/LOSS IN BASE CURRENCY
CORPORATE ACTIONS						
	U.S. DOLLAR					
SW	18-DEC-01	165,000.000- DELHAIZE AMER INC NY 144A 8 125Z 04/15/2011 DD 04/19/01 DELD TO 246688AES		0.00	179,595.90-	179,595.90-
SD	18-DEC-01	165,000.000 DELHAIZE AMER INC NY 8 125Z 04/15/2011 DD 10/15/01 RECD FROM 246688AC9		0.00	179,595.90	179,595.90
TOTAL CORPORATE ACTIONS						
	U.S. DOLLAR					
				0.00	0.00	0.00



Mellon TrustSM

Mellon Bank, N A

TRANSACTION REPORT
FOR THE PERIOD 01 JANUARY 2001 THROUGH 31 DECEMBER 2001

RUN DATE 19-FEB-02
PAGE 58
M25701

KMI F541107
KNIGHT FOUNDATION
LB CREDIT INDEX

TRAN CODE	EFFECTIVE/ CONTRACTUAL/ SETTLEMENT DATE	SECURITY DESCRIPTION (LOCAL CURR/SETTLE CURR)	SHARES PAR VALUE	TRADE DATE BASE AMOUNT	INVESTMENT BASE COST	REALIZED GAIN/LOSS IN BASE CURRENCY
<u>TOTAL ACTIVITY OF</u>				1,293,442 18	102,923,007 53	275,198.59-
<u>U.S. DOLLAR</u>						
<u>GRAND TOTAL ACTIVITY (BASE VALUE)</u>				1,293,442 18	102,923,007.53	275,198 59-

KI F541107
KNIGHT FOUNDATION
B CREDIT INDEX

FOREIGN EXCHANGE CONTRACT TRANSACTIONS
FOR THE PERIOD 01 JANUARY 2001 THROUGH 31 DECEMBER 2001

RUN DATE 19-FEB-02
PAGE 1
M25401

TRAN CODE	UNITS	CONTRACT DESCRIPTION	TRADE DATE/ CONTRACT SETTLE DATE	ACTUAL PAY/REC SETTLE DATE	BASE COST	CURRENCY COST IN BASE	CURRENCY GAIN/LOSS	SETTLEMENT GAIN/LOSS
-----------	-------	----------------------	--	----------------------------------	-----------	--------------------------	-----------------------	-------------------------

* INDICATES PENDING SETTLEMENT

*** NO ACTIVITY FOR THIS PERIOD ***



Mellon Trust

Mellon Bank, N.A

FOREIGN EXCHANGE CONTRACT TRANSACTIONS
FOR THE PERIOD 01 JANUARY 2001 THROUGH 31 DECEMBER 2001

RUN DATE 19-FEB-02
PAGE 1
M2540I

KNI F541108
KNIGHT FOUNDATION
LB GOVT LONG INDEX

Table with columns: TRAM CODE, UNITS, CONTRACT DESCRIPTION, TRADE DATE/CONTRACT SETTLE DATE, ACTUAL PAY/REC SETTLE DATE, BASE COST, CURRENCY COST IN BASE, CURRENCY GAIN/LOSS, SETTLEMENT GAIN/LOSS. Includes a note: * INDICATES PENDING SETTLEMENT

*** NO ACTIVITY FOR THIS PERIOD ***

INTEREST EARNED
FOR THE PERIOD 01 JANUARY 2001 THROUGH 31 DECEMBER 2001

RUN DATE 19-FEB-02
PAGE 1
M2520I

KNI F541108
KNIGHT FOUNDATION
LB GOVT LONG INDEX

Table with columns: SECURITY DESCRIPTION, TRAM CODE, TRANSACTION DESCRIPTION, PAYMENT/EFFECTIVE DATE, TRADE DATE BASE VALUE OF AMOUNT RECEIVED, SETTLE DATE BASE VALUE OF AMOUNT RECEIVED. Includes sub-section 'U.S. DOLLAR' and a circled total of 775,231.08.



Mellon Bank N.A

KNI F541108
KNIGHT FOUNDATION
LB GOVT LONG INDEX

TRANSACTION REPORT
FOR THE PERIOD 01 JANUARY 2001 THROUGH 31 DECEMBER 2001

RUN DATE 19-FEB-02
PAGE 11
M25701

TRAN CODE	EFFECTIVE/ CONTRACTUAL/ SETTLEMENT DATE	SECURITY DESCRIPTION (LOCAL CURR/SETTLE CURR)	SHARES PAR VALUE	TRADE DATE BASE AMOUNT	INVESTMENT BASE COST	REALIZED GAIN/LOSS IN BASE CURRENCY
TOTAL SALES						
	TRADED - SETTLED CURRENT PERIOD U S. DOLLAR			2,141,268 68	2,141,268.68-	0 00
	TRADED - PENDING SETTLEMENT U S. DOLLAR			732,976 56	734,554 69-	1,578.13-
	SETTLED - TRADED PRIOR PERIOD U S. DOLLAR			0 00	0.00	

KNI F541108
KNIGHT FOUNDATION
LB GOVT LONG INDEX

TRANSACTION REPORT
FOR THE PERIOD 01 JANUARY 2001 THROUGH 31 DECEMBER 2001

RUN DATE: 19-FEB-02
PAGE: 12
M25701

TRAN CODE	EFFECTIVE/ CONTRACTUAL/ SETTLEMENT DATE	SECURITY DESCRIPTION (LOCAL CURR/SETTLE CURR)	SHARES PAR VALUE	TRADE DATE BASE AMOUNT	INVESTMENT BASE COST	REALIZED GAIN/LOSS IN BASE CURRENCY
	TOTAL ACTIVITY OF U.S. DOLLAR			723,646 40	37,081,983.45	1,578.13-
	GRAND TOTAL ACTIVITY (BASE VALUE)			723,646.40	37,081,983.45	1,578.13-



Mellon Bank, N.A

TRANSACTION REPORT
FOR THE PERIOD 01 JANUARY 2001 THROUGH 31 DECEMBER 2001

RUN DATE 19-FEB-02
PAGE 9
M25701

KNI F541108
KNIGHT FOUNDATION
LB GOVT LONG INDEX

TRAN CODE	EFFECTIVE/ CONTRACTUAL/ SETTLEMENT DATE	SECURITY DESCRIPTION (LOCAL CURR/SETTLE CURR)	SHARES PAR VALUE	TRADE DATE BASE AMOUNT	INVESTMENT BASE COST	REALIZED GAIN/LOSS IN BASE CURRENCY
<u>U.S. DOLLAR</u>						
B	04-DEC-01	US TREASURY BBS	200,000 000	221,078 13-	221,078 13	
	07-DEC-01	06 125/ 08/15/2029 DD 08/15/99				
PAYMENT PERIOD 15-AUG-01 TO 06-DEC-01						
TOTAL PURCHASES						
TRADED - SETTLED CURRENT PERIOD						
U.S. DOLLAR				2,561,867 52-	2,561,867.52	0.00
TRADED - PENDING SETTLEMENT						
U.S. DOLLAR				0.00	0 00	0.00
SETTLED - TRADED PRIOR PERIOD						
U.S. DOLLAR				0 00	0 00	

KNI F541108
KNIGHT FOUNDATION
B GOVT LONG INDEX

TRANSACTION REPORT
FOR THE PERIOD 01 JANUARY 2001 THROUGH 31 DECEMBER 2001

RUN DATE 19-FEB-02
PAGE 10
M25701

TRAN CODE	EFFECTIVE/ CONTRACTUAL/ SETTLEMENT DATE	SECURITY DESCRIPTION (LOCAL CURR/SETTLE CURR)	SHARES PAR VALUE	TRADE DATE BASE AMOUNT	INVESTMENT BASE COST	REALIZED GAIN/LOSS IN BASE CURRENCY
<u>SALES</u> (M INDICATES PENDING SETTLEMENT)						
<u>CASH & CASH EQUIVALENTS</u>						
<u>U.S. DOLLAR</u>						
	04-DEC-01	KNIGHT FOUNDATION PROPRIETARY	1,276,268 680-	1,276,268 68	1,276,268.68-	
	04-DEC-01	VAR RT 12/31/2099DD 08/23/94				
	31-DEC-01	KNIGHT FOUNDATION PROPRIETARY	865,000.000-	865,000 00	865,000 00-	
	31-DEC-01	VAR RT 12/31/2099DD 08/23/94				
TOTAL CASH & CASH EQUIVALENTS						
TRADED - SETTLED CURRENT PERIOD						
U.S. DOLLAR				2,141,268 68	2,141,268 60-	0 00
TRADED - PENDING SETTLEMENT						
U.S. DOLLAR				0.00	0 00	0.00
SETTLED - TRADED PRIOR PERIOD						
U.S. DOLLAR				0 00	0.00	
<u>FIXED INCOME SECURITIES</u>						
<u>U.S. DOLLAR</u>						
	28-DEC-01	MUS TREASURY BBS	700,000 000-	732,976.56	734,554.69-	1,578.13-
	03-JAN-02	06 125/ 08/15/2029 DD 08/15/99				
PAYMENT PERIOD 15-AUG-01 TO 02-JAN-02						



Mellon Bank, N.A

KNI F541108
KNIGHT FOUNDATION
LB GOVT LONG INDEX

TRANSACTION REPORT
FOR THE PERIOD 01 JANUARY 2001 THROUGH 31 DECEMBER 2001

RUN DATE 19-FEB-0
PAGE
M25701

TRAN CODE	EFFECTIVE/ CONTRACTUAL/ SETTLEMENT DATE	SECURITY DESCRIPTION (LOCAL CURR/SETTLE CURR)	SHARES PAR VALUE	TRADE DATE BASE AMOUNT	INVESTMENT BASE COST	REALIZED GAIN/LOSS IN BASE CURRENCY
TOTAL SECURITIES TRANSFERRED IN				0.00	37,395,939.30	0.00
CASH TRANSFERRED OUT						
U.S. DOLLAR						
CW	03-DEC-01	TRANSFER PER MEMO DTD 12/03/01		7,384,000.00-	0.00	
CW	31-DEC-01	TRANSFER TO 5411092 PER MEMO DATED 12/20/01		865,000.00-	0.00	
TOTAL CASH TRANSFERRED OUT				8,249,000.00-	0.00	0.00
TOTAL RECEIPTS AND DISBURSEMENT TRANSACTIONS U.S. DOLLAR				411,268.68	37,395,939.30	0.00

KNI F541108
KNIGHT FOUNDATION
LB GOVT LONG INDEX

TRANSACTION REPORT
FOR THE PERIOD 01 JANUARY 2001 THROUGH 31 DECEMBER 2001

RUN DATE: 19-FEB-0
PAGE:
M25701

TRAN CODE	EFFECTIVE/ CONTRACTUAL/ SETTLEMENT DATE	SECURITY DESCRIPTION (LOCAL CURR/SETTLE CURR)	SHARES PAR VALUE	TRADE DATE BASE AMOUNT	INVESTMENT BASE COST	REALIZED GAIN/LOSS IN BASE CURRENCY
PURCHASES (N INDICATES PENDING SETTLEMENT)						
CASH & CASH EQUIVALENTS						
U.S. DOLLAR						
B	03-DEC-01	KNIGHT FOUNDATION PROPRIETARY VAR RT 12/31/2099DD 08/23/94	1,276,268.680	1,276,268.68-	1,276,268.68	
B	07-DEC-01	KNIGHT FOUNDATION PROPRIETARY VAR RT 12/31/2099DD 08/23/94	1,051,395.710	1,051,395.71-	1,051,395.71	
B	17-DEC-01	KNIGHT FOUNDATION PROPRIETARY VAR RT 12/31/2099DD 08/23/94	13,125.000	13,125.00-	13,125.00	
TOTAL CASH & CASH EQUIVALENTS TRADED - SETTLED CURRENT PERIOD U.S. DOLLAR				2,340,789.39-	2,340,789.39	0.00
TRADED - PENDING SETTLEMENT U.S. DOLLAR				0.00	0.00	0.00
SETTLED - TRADED PRIOR PERIOD U.S. DOLLAR				0.00	0.00	
FIXED INCOME SECURITIES						



Mellon Bank, N.A.

KNI F541109
KNIGHT FOUNDATION
LB 1-3 YEAR GOVT INDEX

TRANSACTION REPORT
FOR THE PERIOD 01 JANUARY 2001 THROUGH 31 DECEMBER 2001

RUN DATE: 19-FEB-0
PAGE
M25701

TRAN CODE	EFFECTIVE/ CONTRACTUAL/ SETTLEMENT DATE	SECURITY DESCRIPTION (LOCAL CURR/SETTLE CURR)	SHARES PAR VALUE	TRADE DATE BASE AMOUNT	INVESTMENT BASE COST	REALIZED GAIN/LOSS IN BASE CURRENCY
SALES (M INDICATES PENDING SETTLEMENT)						
CASH & CASH EQUIVALENTS						
U.S. DOLLAR						
S	04-DEC-01	KNIGHT FOUNDATION PROPRIETARY	245,297.780-	245,297.78	245,297.78-	
	04-DEC-01	VAR RT 12/31/2099DD 08/23/94				
S	11-DEC-01	KNIGHT FOUNDATION PROPRIETARY	100,183.250-	100,183.25	100,183.25-	
	11-DEC-01	VAR RT 12/31/2099DD 08/23/94				
TOTAL						
CASH & CASH EQUIVALENTS						
TRADED - SETTLED CURRENT PERIOD						
	U.S. DOLLAR			345,481.03	345,481.03-	0.00
TRADED - PENDING SETTLEMENT						
	U.S. DOLLAR			0.00	0.00	0.00
SETTLED - TRADED PRIOR PERIOD						
	U.S. DOLLAR			0.00	0.00	
FIXED INCOME SECURITIES						
U.S. DOLLAR						
S	06-DEC-01	FEDERAL NATL MTG ASSN DEBS	4,750,000.000-	4,877,965.00	4,777,617.44-	100,347.56
	11-DEC-01	5.0002 02/14/2003 DD 02/23/01				
	PAYMENT PERIOD 15-AUG-01 TO 10-DEC-01					

KNI F541109
KNIGHT FOUNDATION
LB 1-3 YEAR GOVT INDEX

TRANSACTION REPORT
FOR THE PERIOD 01 JANUARY 2001 THROUGH 31 DECEMBER 2001

RUN DATE: 19-FEB-0
PAGE
M25701

TRAN CODE	EFFECTIVE/ CONTRACTUAL/ SETTLEMENT DATE	SECURITY DESCRIPTION (LOCAL CURR/SETTLE CURR)	SHARES PAR VALUE	TRADE DATE BASE AMOUNT	INVESTMENT BASE COST	REALIZED GAIN/LOSS IN BASE CURRENCY
TOTAL SALES						
TRADED - SETTLED CURRENT PERIOD						
	U.S. DOLLAR			5,223,446.03	5,123,098.47-	100,347.56
TRADED - PENDING SETTLEMENT						
	U.S. DOLLAR			0.00	0.00	0.00
SETTLED - TRADED PRIOR PERIOD						
	U.S. DOLLAR			0.00	0.00	



Mellon TrustSM

Mellon Bank, N.A.

KMI F541109
KNIGHT FOUNDATION
LB 1-3 YEAR GOVT INDEX

TRANSACTION REPORT
FOR THE PERIOD 01 JANUARY 2001 THROUGH 31 DECEMBER 2001

RUN DATE 19-FEB-02
PAGE 11
M25701

TRAN CODE	EFFECTIVE/ CONTRACTUAL/ SETTLEMENT DATE	SECURITY DESCRIPTION (LOCAL CURR/SETTLE CURR)	SHARES PAR VALUE	TRADE DATE BASE AMOUNT	INVESTMENT BASE COST	REALIZED GAIN/LOSS IN BASE CURRENCY
		<u>TOTAL ACTIVITY OF</u>		2,036,758.27-	55,009,467.06	100,347.56
		<u>U.S. DOLLAR</u>				
		<u>GRAND TOTAL ACTIVITY (BASE VALUE)</u>		2,036,758.27-	55,009,467.06	100,347.56

KMI F541109
KNIGHT FOUNDATION
LB 1-3 YEAR GOVT INDEX

FOREIGN EXCHANGE CONTRACT TRANSACTIONS
FOR THE PERIOD 01 JANUARY 2001 THROUGH 31 DECEMBER 2001

RUN DATE: 19-FEB-02
PAGE 1
M25401

TRAN CODE	UNITS	CONTRACT DESCRIPTION	TRADE DATE/ CONTRACT SETTLE DATE	ACTUAL PAY/REC SETTLE DATE	BASE COST	CURRENCY COST IN BASE	CURRENCY GAIN/LOSS	SETTLEMENT GAIN/LOSS
-----------	-------	----------------------	--	----------------------------------	-----------	--------------------------	-----------------------	-------------------------

* INDICATES PENDING SETTLEMENT

*** NO ACTIVITY FOR THIS PERIOD ***



Mellon Trust

Mellon Bank, N.A

MULTICURRENCY TRANSACTION REPORT FOR THE PERIOD 01 JANUARY 2001 THROUGH 31 DECEMBER 2001

RUN DATE: 19-FEB-0 PAGE: 62570 BASE CURRENCY: USD

KNI F54110 KNIGHT FOUNDATION POLYTECHNOS VENTURE FUND II LP

Table with columns: TRAN CODE/EFFECTIVE/SETTLE DTE, SHARES/PAR VALUE, SECURITY DESCRIPTION, (ORIGINAL SHARES/PAR VALUE), TRADE DATE LOCAL/BASE AMOUNT, INVESTMENT LOCAL/BASE COST, INVESTMENT LOCAL/BASE GAIN/LOSS, SETTLE DATE LOCAL/BASE AMOUNT, CURRENCY LOCAL/BASE COST, CURRENCY GAIN/LOSS IN BASE CURRENCY. Includes sub-sections for RECEIPTS AND DISBURSEMENT TRANSACTIONS, CASH TRANSFERRED IN, U.S. DOLLAR, and FOREIGN (BASE VALUE).

MULTICURRENCY TRANSACTION REPORT FOR THE PERIOD 01 JANUARY 2001 THROUGH 31 DECEMBER 2001

RUN DATE: 19-FEB-0 PAGE: 62570 BASE CURRENCY: USD

KNI F54110 KNIGHT FOUNDATION POLYTECHNOS VENTURE FUND II LP

Table with columns: TRAN CODE/EFFECTIVE/SETTLE DTE, SHARES/PAR VALUE, SECURITY DESCRIPTION, (ORIGINAL SHARES/PAR VALUE), TRADE DATE LOCAL/BASE AMOUNT, INVESTMENT LOCAL/BASE COST, INVESTMENT LOCAL/BASE GAIN/LOSS, SETTLE DATE LOCAL/BASE AMOUNT, CURRENCY LOCAL/BASE COST, CURRENCY GAIN/LOSS IN BASE CURRENCY. Includes sub-sections for PURCHASES, VENTURE CAPITAL, EURO CURRENCY UNIT, and SETTLED - TRADED PRIOR PERIOD.



Mellon Bank, N A

MULTICURRENCY TRANSACTION REPORT
FOR THE PERIOD 01 JANUARY 2001 THROUGH 31 DECEMBER 2001

RUN DATE 19-FEB-02
PAGE 3
62570
BASE CURRENCY USD

NI F541110
KNIGHT FOUNDATION
POLYTECHNOS VENTURE FUND II LP

TRAN CODE/ EFFECTIVE/ SETTLE DTE	SHARES/PAR VALUE SECURITY DESCRIPTION (LOCAL CURR/SETTLE CURR)	INVESTMENT			CURRENCY		
		(ORIGINAL SHARES/PAR VALUE) TRADE DATE LOCAL/BASE AMOUNT	INVESTMENT LOCAL/BASE COST	INVESTMENT LOCAL/BASE GAIN/LOSS	SETTLE DATE LOCAL/BASE AMOUNT	CURRENCY LOCAL/BASE COST	CURRENCY GAIN/LOSS IN BASE CURRENCY
<u>TOTAL ACTIVITY OF U.S. DOLLAR</u>		1,325,250 00	0 00	0 00	1,325,250 00	0 00	0 00
<u>TOTAL ACTIVITY OF FOREIGN (BASE VALUE)</u>		1,314,900 00-	1,314,900 00	0 00	1,314,900 00-	1,314,900 00-	0.00
<u>GRAND TOTAL ACTIVITY (BASE VALUE)</u>		10,350 00	1,314,900 00	0 00 0 00 I 0 00 C	10,350 00	1,314,900 00-	0 00 0.00 I 0.00 S

FOREIGN EXCHANGE CONTRACT TRANSACTIONS
FOR THE PERIOD 01 JANUARY 2001 THROUGH 31 DECEMBER 2001

RUN DATE 19-FEB-02
PAGE 1
62540
BASE CURRENCY USD

NI F541110
KNIGHT FOUNDATION
POLYTECHNOS VENTURE FUND II LP

TRAN CODE	UNITS	CONTRACT DESCRIPTION	TRADE DATE/ CONTRACT SETTLE DATE	ACTUAL PAY/REC SETTLE DATE	BASE COST	CURRENCY COST IN BASE	CURRENCY GAIN/LOSS	SETTLEMENT GAIN/LOSS
* INDICATES PENDING SETTLEMENT								
FX	1,325,250 0000-	PAYABLE IN USD	21-NOV-01	23-NOV-01	1,325,250.00-	0 00	0.00	0.00
	1,500,000.0000	RECEIVABLE IN EUR	23-NOV-01	23-NOV-01	0 00	1,314,900 00	0.00	10,350.00-
<u>GRAND TOTAL</u>					1,325,250.00-	1,314,900 00	0.00	10,350.00-

Schedule D

Part VII B, Line 1 (a) (3)

Knight Ridder published newspapers ran advertisements for the John S and James L. Knight Foundation at rates that ranged from free to fair market value. The advertisements were included in other publications.

Part VIII, Line 1 (a) (4)

See Part VIII for payments to Trustees and Officers.

Part XV, Line 1 - Supplementary Information

(a) List any manager of the foundation who have contributed more than 2% of the total contributions received by the foundation before the close of any tax year (but only if they have contributed more than \$5,000).

Contributions have been received from the trust established by the James L. Knight Estate for which Beverly Knight Olson, a trustee of the Foundation, is Co-Executor of the estate and advisor to the trust.

Part XV, Line 2 - Supplementary Information

(a) The name, address, and telephone number of the person to whom applications should be addressed:

John S. and James L. Knight Foundation
One Biscayne Tower - Suite 3800
2 S Biscayne Blvd
Miami, Florida 33131-1803
Telephone (305) 908-2600

(b) The form in which applications should be submitted and information and materials they should include:

Journalism organizations are encouraged to continue using our publication "How to Apply for a Grant." It is available on the Foundation web site or in a printed version you may obtain by mail.

Other organizations capable of working toward our Knight Community Partners Program goals should:

In no more than two pages, please include:

- * the community need(s) the project will address
- * the relationship of the project to the Foundation's funding priority or priorities for your community
- * the results you expect the project to produce and the way in which these results will benefit the people in need
- * the special qualifications your organization brings to the project
- * the project's relation to your organization's mission and programmatic goals
- * the role of other organizations - if any - in planning the project and the nature of their participation in its implementation
- * The total amount of money you wish to request, over what time period
- * Your organization's total income and expenditures for its most recent year

** Additional grant application information is available on Knight Foundation's web site (www.knightfdn.org)

(c) Any submission deadlines:

With the exception of special initiatives, the Foundation does not have deadlines for submitting proposals. Proposals are accepted throughout the year.

(d) Any restrictions or limitations on awards, such as by geographical areas, charitable fields, kinds of institutions or other factors:

Established in 1950, the John S. and James L. Knight Foundation promotes excellence in journalism worldwide and invests in the vitality of 26 U.S. communities.

Other eligibility criteria for organizations:

- Tax-exempt under section 501 (c) (3) of the Internal Revenue Code and
- Not a private foundation as defined in section 509 (a) of the Internal Revenue Code

Knight Foundation does not make grants to individuals.

Schedule E

Part VIII, Line 1 Officers Directors Trustees & Foundation Managers

(a) Name and Address	(b)		(c) Compensation	(d) Contributions to Employee Benefit Plans	(e) Expense Acct. and Other Allowances
	Title	Time Devoted to Business			
<i>W. Gerald Austen M.D.</i> Massachusetts General Hospital 55 Fruit Street BUL Building #370 Boston MA 02114	Chairman and Trustee Limited-Part Time		45,550	-0-	-0-
<i>Jill K. Conway</i> Lend Lease Corporation 101 Arch Street Boston MA 02110-1106	Vice Chairman and Trustee Limited-Part Time		32,000	-0-	-0-
<i>Hodding Carter III</i> One Biscayne Tower Suite 3800 Miami Florida 33131	President, CEO and Trustee Full Time		578,322	67,744	-0-
<i>Cesar L. Alvarez</i> Greenberg Traugott, Attorneys at Law 1221 Brickell Avenue, 22nd Floor Miami Florida 33131	Trustee Limited-Part Time		26,700	-0-	-0-
<i>Creed C. Black</i> 11044 SW 77 Court Circle Miami Florida 33156	Trustee/Former Employee Limited-Part Time		168,224	-0-	See Note A
<i>Alvah H. Chapman, Jr.</i> Knight Ridder One Herald Plaza Miami FL 33132 1693	Trustee Limited-Part Time		30,800	-0-	-0-
<i>Marjorie Knight Crane</i> 8359 Providence Road Charlotte NC 28277	Trustee Limited-Part Time		28,350	-0-	-0-
<i>Paul Grogan</i> The Boston Foundation 75 Arlington Street Boston MA 02116	Trustee Limited-Part Time		22,600	-0-	-0-
<i>Gordon E. Heffern</i> 2 Bratenahl Place Unit 11E Bratenahl Ohio 44108	Trustee Limited-Part Time		34,950	-0-	-0-
<i>Michael Maidenberry</i> Grand Forks Herald P O Box 6008 Grand Forks ND 58206-6008	Trustee Limited-Part Time		24,250	-0-	-0-
<i>Rolfe Neill</i> 641 Llewellyn Place Charlotte NC 28207	Trustee Limited-Part Time		26,900	-0-	-0-
<i>Beverly Knight Olson</i> 200 Idle Hour Dr Macon GA 31210	Trustee Limited-Part Time		33,400	-0-	-0-
<i>John D. Ong</i> 4000 Embassy Parkway Suite 330 Akron Ohio 44333 8157	Trustee/Resigned 12/2001 Limited-Part Time		35,600	-0-	-0-
<i>John W. Rogers Jr.</i> Ariel Capital Management, Inc 200 East Randolph Drive Suite 2900 Chicago IL 60601	Trustee Limited-Part Time		28,700	-0-	-0-
<i>Timothy J. Crowe</i> One Biscayne Tower Suite 3800 Miami Florida 33131	Vice President and Chief Investment Officer Full Time		525,596	52,495	-0-
<i>Beatriz G. Clossick</i> One Biscayne Tower Suite 3800 Miami Florida 33131	Vice President of Accounting and Treasurer Full Time		104,424	22,133	-0-
<i>Penelope L. McPhee</i> One Biscayne Tower Suite 3800 Miami Florida 33131	Vice President/Secretary and Chief Program Officer Full Time		250,130	58,479	-0-
<i>Belinda T. Lawrence</i> One Biscayne Tower Suite 3800 Miami Florida 33131	Vice President and Chief Administrative Officer Full Time		139,132	50,674	-0-
Total Officer Director & Trustee Compensation			2,135,628	251,525	

Note A As a retired employee receives medical benefits

Note B The Deferred Compensation Plan is a non-qualified plan and complies with the guidelines specified by the IRS

Schedule F

Part VIII, Line 2 - Five Highest Paid Employees

(a) Name and Address	(b) Title Time Devoted to Business	(c) Compensation	(d) Contributions to Employee benefit plans	(e) Expense Acct and Other Allowances
<i>Linda Raybin</i> One Biscayne Tower Suite 3800 Miami, Florida 33131	Program Director - Community Initiatives Full Time - 40 hours per week	177,125	-0-	-0-
<i>Gary Burger</i> One Biscayne Tower Suite 3800 Miami, Florida 33131	Program Director-Arts & Culture Full Time - 40 hours per week	130,320	43,107	-0-
<i>John Bare</i> One Biscayne Tower Suite 3800 Miami, Florida 33131	Director-Program Development & Evaluation Full Time - 40 hours per week	124,297	17,534	-0-
<i>Eric Newton</i> One Biscayne Tower Suite 3800 Miami, Florida 33131	Director of Journalism Initiatives Full Time - 40 hours per week	108,355	24,310	-0-
<i>Lawrence H Meyer</i> One Biscayne Tower Suite 3800 Miami, Florida 33131	Director Of Communications Full Time - 40 hours per week	107,759	31,918	-0-
	Total	647,856	116,869	-

Total number of other employees paid more than \$50,000 - 7

John S and James L Knight Foundation
Schedule H

2001 Form 990-PF

EIN 65-0464177

	Assets	
	Beginning	Ending
january	2,195,123,213	2,182,323,093
february	2,182,323,093	2,087,815,290
march	2,087,815,290	2,038,646,393
april	2,038,646,393	2,029,477,335
may	2,029,477,335	2,018,143,351
june	2,018,143,351	1,993,658,138
july	1,993,658,138	1,983,507,405
august	1,983,507,405	1,968,028,629
september	1,968,028,629	1,902,725,621
october	1,902,725,621	1,901,002,019
november	1,901,002,019	1,894,346,778
december	1,894,346,778	1,896,968,033
	24,194,797,264	23,896,642,084

	Average Cash Value	
	Beginning	Ending
january	3,861,909	26,922,711
february	26,922,711	27,566,863
march	27,566,863	1,701,267
april	1,701,267	1,360,233
may	1,360,233	193,279
june	193,279	199,476
july	199,476	141,310
august	141,310	222,914
september	222,914	174,733
october	174,733	2,678,215
november	2,678,215	3,434,255
december	3,434,255	3,861,909
	68,457,167	68,457,167

	Assets	
	Beginning	Ending
january	2,198,985,122	2,209,245,804
february	2,209,245,804	2,115,382,153
march	2,115,382,153	2,040,347,660
april	2,040,347,660	2,030,837,568
may	2,030,837,568	2,018,336,630
june	2,018,336,630	1,993,857,614
july	1,993,857,614	1,983,648,716
august	1,983,648,716	1,968,251,543
september	1,968,251,543	1,902,900,354
october	1,902,900,354	1,903,680,234
november	1,903,680,234	1,897,781,033
december	1,897,781,033	1,900,829,942
	24,263,254,431	23,965,099,251

	KRI Stock Blockage	
	Beginning	Ending
january	79,743,413	79,665,158
february	79,665,158	79,323,025
march	79,323,025	69,574,967
april	69,574,967	66,933,840
may	66,933,840	65,163,345
june	65,163,345	70,334,663
july	70,334,663	72,810,589
august	72,810,589	60,611,029
september	60,611,029	55,860,165
october	55,860,165	56,260,238
november	56,260,238	60,611,029
december	60,611,029	64,941,817
	816,891,461	802,089,865

Average for 12 month	2,003,809,973
Blockage	(6,745,756)
Avg Asset Bal After Disc	1,997,064,217
Avg Cash Value	5,704,764
Ending Avg Balance	<u>2,002,768,981</u>

Average 5,704,764

Average 67,457,555
10% Discount 6,745,756



John S. and James L. Knight Foundation

2001 Form 990-PF

EIN 65-0464177

Schedule I

Part I line 25 -Contributions, gifts and grants paid

Part XV- Supplementary Information

Attached is a listing of the grants paid during 2001

The grants are broken into the following categories

	2001		
	Approvals	Net Payment	Ref
Arts and Culture	1,683,000	1,933,000	sum of [B]s
Community Initiatives	45,457,475	35,068,168	sum of [A]s
National Venture Grants	23,104,000	20,967,550	[C]
Journalism	15,774,000	21,755,024	[D]
Other	414,600	395,000	sum of [E]s
Total	86,433,075	80,118,742	
Returned Gifts		20,042	
Gross Payments		80,138,784	
Grants Payable at 1/1/01	73,247,834		
Approvals	86,433,075		
Payments	(80,138,784)		
Forfeited Grants	(2,113,650)		
Grants Payable at 12/31/01	77,428,475		
Direct Charitable Activities Payments		5,284,676	
Matching Gifts Payments		145,837	
Total Contributions, gifts and grants paid		85,569,297	

There are no relationships between the donor and donee.

Payments Made By Program Area

Subtitle 1
 Subtitle 2
 1/9/02

Organization Project Title	Reference Number	Board Date	Grant Amount	Payee Organization (if different from Grantee Organization)
-------------------------------	---------------------	---------------	-----------------	--

Tab 4: Arts Marketing Initiative

Arts Council of Silicon Valley San Jose, CA) <i>To create the Silicon Valley Cultural Marketing Partnership</i>	20010313	12/04/2001	\$750,000 00	
	Payments Made:	<u>Date</u> 12/6/01	<u>Amount</u> \$325,000 00	<u>Fund</u> San Jose <u>Check #</u> 12551
Community Foundation for Southeastern Michigan Detroit, MI) <i>To establish the Metro Detroit Cultural Marketing Network</i>	20010245	09/11/2001	\$800,000 00	
	Payments Made:	<u>Date</u> 9/13/01	<u>Amount</u> \$300,000 00	<u>Fund</u> Venture Fund <u>Check #</u> 12428
North Dakota Museum of Art Grand Forks, ND) <i>To determine the feasibility and design of a cooperative arts marketing program based in Grand Forks, as part of the MSO initiative</i>	20010273	09/11/2001	\$83,000 00	
	Payments Made:	<u>Date</u> 9/13/01	<u>Amount</u> \$41,500 00	<u>Fund</u> Grand Forks <u>Check #</u> 12442
		9/13/01	\$41,500 00	Venture Fund 12442

Organization Project Title	Reference Number	Board Date	Grant Amount	Payee Organization (if different from Grantee Organization)
-------------------------------	---------------------	---------------	-----------------	--

Public Corporation for the Arts of the City of
Long Beach
Long Beach, CA)
*To create the Arts Marketing Lab, a cooperative marketing and audience
development initiative*

9900251 12/07/1999 \$525,000.00

Payments Made	Date	Amount	Fund	Check #
	2/1/01	\$87,500 00	Long Beach	12073
	2/1/01	\$87,500 00	Arts & Culture	12073

Total (0 items) \$883,000 00 (B)

Tab 4: Symphony Orchestra Initiative

Brooklyn Philharmonic Orchestra
Brooklyn, NY)
*For a Magic of Music Phase II planning grant to partner with orchestras in St
Louis, Charlotte, Fort Wayne and Miami to field test programs and strategies and
develop a plan to attract new audiences through nonsubscription, community-based
programming*

20010261 09/11/2001 \$50,000 00

Payments Made	Date	Amount	Fund	Check #
	9/13/01	\$50,000.00	Venture Fund	12447

Charlotte Symphony Orchestra Society
Charlotte, NC)
*For a Magic of Music Phase II implementation grant to further develop the
Community Partnership Program, expand training opportunities for musicians and
evaluate outreach efforts in partnership with orchestras in Fort Wayne, Miami and
St Louis*

20000104 06/13/2000 \$300,000 00

Payments Made.	Date	Amount	Fund	Check #
	2/1/01	\$75,000 00	Arts & Culture	12069

Organization Project Title	Reference Number	Board Date	Grant Amount	Payee Organization (if different from Grantee Organization)
Detroit Symphony Orchestra Detroit, MI) <i>For a Magic of Music Phase II implementation grant to partner with orchestras in Kansas City, Mo , Long Beach and St Paul to develop the E-concert Initiative, an audience education and development program</i>	20000350	12/05/2000	\$450,000 00	
	Payments Made:	<u>Date</u> 10/29/01	<u>Amount</u> \$150,000 00	<u>Fund</u> Arts & Culture
				<u>Check #</u> 12521
Fort Wayne Philharmonic Orchestra Fort Wayne, IN) <i>For a Magic of Music Phase II implementation grant to expand and improve the Unplugged concert series in partnership with orchestras in Charlotte, Miami and St Louis</i>	20000105	06/13/2000	\$300,000 00	
	Payments Made.	<u>Date</u> 3/1/01	<u>Amount</u> \$75,000 00	<u>Fund</u> Arts & Culture
				<u>Check #</u> 12099
Kansas City Symphony Kansas City, MO) <i>For a Magic of Music Phase II grant to partner with orchestras in Detroit, Long Beach and St Paul to continue the thematic festival initiative, develop online adult learning programs and design a marketing program to reach new audiences</i>	20000353	12/05/2000	\$450,000 00	
	Payments Made:	<u>Date</u> 10/29/01	<u>Amount</u> \$150,000.00	<u>Fund</u> Arts & Culture
				<u>Check #</u> 12520
New World Symphony Miami Beach, FL) <i>For a Magic of Music Phase II implementation grant to further musician training related to community outreach and audience engagement activities and to help orchestras in Charlotte, Fort Wayne and St Louis develop similar programming</i>	20000106	06/13/2000	\$400,000.00	
	Payments Made:	<u>Date</u> 2/1/01	<u>Amount</u> \$100,000.00	<u>Fund</u> Arts & Culture
				<u>Check #</u> 12072

Organization Project Title	Reference Number	Board Date	Grant Amount	Payee Organization (if different from Grantee Organization)
Oregon Symphony Association Portland, OR) <i>For a Magic of Music Phase II implementation grant to expand and refine the Nerve Endings concert programming in partnership with orchestras in Denver, New Orleans and Wichita</i>	20000355	12/05/2000	\$350,000.00	
	Payments Made	<u>Date</u> 10/29/01	<u>Amount</u> \$100,000 00	<u>Fund</u> Arts & Culture <u>Check #</u> 12502
Saint Louis Symphony Society St Louis, MO) <i>For a Magic of Music Phase II implementation grant to further develop the Community Partnership Program, expand training opportunities for musicians and evaluate outreach efforts in partnership with orchestras in Charlotte, Fort Wayne and Miami</i>	20000107	06/13/2000	\$400,000 00	
	Payments Made.	<u>Date</u> 3/1/01	<u>Amount</u> \$100,000 00	<u>Fund</u> Arts & Culture <u>Check #</u> 12094
St Paul Chamber Orchestra St Paul, MN) <i>For a Magic of Music Phase II implementation grant to partner with orchestras in Detroit, Kansas City, Mo , and Long Beach to expand the Musical "U " education program and enhance its effectiveness as an audience engagement tool</i>	20000352	12/05/2000	\$500,000.00	
	Payments Made	<u>Date</u> 10/29/01	<u>Amount</u> \$150,000.00	<u>Fund</u> Arts & Culture <u>Check #</u> 1252
Wichita Symphony Society Wichita, KS) <i>For a Magic of Music Phase II implementation grant to develop programming to reach new audiences in partnership with orchestras in Denver, New Orleans and Portland, Ore</i>	20000354	12/05/2000	\$300,000 00	
	Payments Made	<u>Date</u> 10/29/01	<u>Amount</u> \$100,000 00	<u>Fund</u> Arts & Culture <u>Check #</u> 12510

Organization Project Title	Reference Number	Board Date	Grant Amount	Payee Organization (if different from Grantee Organization)
<i>Total</i>		<i>(0 items)</i>	<u>\$1,050,000 00</u>	(b)

Tab 2: Community Partners

Aberdeen School District 6-1 Aberdeen, SD) <i>For a home visitation program providing lessons in nutrition, discipline, pediatric health and early childhood literacy to low-income parents</i>	20010005	03/13/2001	\$70,000 00		
	Payments Made	Date	Amount	Fund	Check #
		3/15/01	\$25,000 00	Aberdeen	12106
Abington Art Center Jenkintown, PA) <i>To provide visual arts internships for at-risk youth in the tri-county region</i>	20010089	06/12/2001	\$50,000 00		
	Payments Made.	Date	Amount	Fund	Check #
		5/3/01	\$50,000.00	Philadelphia	12203
The Abriendo Puertas Governing Board of East Little Havana Miami, FL) <i>For general operating support for diverse services to strengthen families in East Little Havana</i>	20010095	06/11/2001	\$225,000 00		
	Payments Made.	Date	Amount	Fund	Check #
		6/11/01	\$75,000 00	Anniversary Fund	123
Academy of Natural Sciences Philadelphia, PA) <i>To expand the Women in Natural Sciences program of science enrichment and education for young women from low-income, single-parent households</i>	20010075	06/12/2001	\$150,000 00		
	Payments Made:	Date	Amount	Fund	Check #
		5/3/01	\$50,000.00	Philadelphia	12204

Organization Project Title	Reference Number	Board Date	Grant Amount	Payee Organization (if different from Grantee Organization)
Act 2 Aberdeen, SD) <i>For the second phase of a capital campaign to renovate the Capitol Theatre</i>	20000279	12/05/2000	\$100,000 00	
	Payments Made	<u>Date</u> 10/29/01	<u>Amount</u> \$33,000 00	<u>Fund</u> Aberdeen
				<u>Check #</u> 12536
Actors' Summit Hudson, OH) <i>For theater facility renovations and related equipment</i>	20010094	06/12/2001	\$50,000 00	
	Payments Made	<u>Date</u> 5/3/01	<u>Amount</u> \$50,000 00	<u>Fund</u> Akron
				<u>Check #</u> 12315
Adopt-A-Classroom Miami, FL) <i>For a public awareness campaign about Adopt-A-Classroom</i>	20010080	06/11/2001	\$50,000 00	
	Payments Made	<u>Date</u> 6/11/01	<u>Amount</u> \$50,000 00	<u>Fund</u> Miami
				<u>Check #</u> 12315
The Akron Civil War Memorial Society Akron, OH) <i>For a partial challenge grant to restore the 1876 Akron Civil War Memorial for community use and to build an endowment</i>	20000324	12/05/2000	\$100,000 00	
	Payments Made	<u>Date</u> 8/28/01	<u>Amount</u> \$50,000 00	<u>Fund</u> Akron
				<u>Check #</u> 12411
Akron Regional Development Board Educational Fund Akron, OH) <i>For new and improved office space to provide enhanced business services for the region and promote business growth</i>	20010199	06/12/2001	\$100,000.00	
	Payments Made	<u>Date</u> 6/1/01	<u>Amount</u> \$100,000 00	<u>Fund</u> Akron
				<u>Check #</u> 12243

Organization Project Title	Reference Number	Board Date	Grant Amount	Payee Organization (if different from Grantee Organization)	
Akron Zoological Park Akron, OH) <i>To build Wild Prairie, an exhibit showcasing the animals and environment of the southwestern United States</i>	20010006	03/13/2001	\$125,000 00		
	Payments Made	<u>Date</u> 3/15/01	<u>Amount</u> \$125,000.00	<u>Fund</u> Akron	<u>Check #</u> 12107
Alice Lloyd College Pippa Passes, KY) <i>For a partial challenge grant for endowed scholarship support</i>	20000189	09/10/2000	\$50,000 00		
	Payments Made	<u>Date</u> 3/1/01	<u>Amount</u> \$25,000.00	<u>Fund</u> Lexington	<u>Check #</u> 12101
Alternatives for Girls Detroit, MI) <i>To construct a new campus to serve girls who are homeless or at-risk of homelessness</i>	20010220	06/12/2001	\$250,000 00		
	Payments Made	<u>Date</u> 6/1/01	<u>Amount</u> \$250,000 00	<u>Fund</u> Detroit	<u>Check #</u> 12244
American Red Cross (Summit County Chapter) Akron, OH) <i>To construct a new service center</i>	20010076	06/12/2001	\$750,000.00		
	Payments Made	<u>Date</u> 6/14/01	<u>Amount</u> \$500,000.00	<u>Fund</u> Akron	<u>Check #</u> 12361

Organization Project Title	Reference Number	Board Date	Grant Amount	Payee Organization (if different from Grantee Organization)	
Amherst H. Wilder Foundation St Paul, MN) <i>For Achievement Plus - A Partnership for Community Schools, a collaboration with the St Paul Public Schools, the City of St Paul, Ramsey County and the state of Minnesota to implement the concept of full-service schools on a large scale</i>	9800265	12/08/1998	\$600,000.00		
	Payments Made:	<u>Date</u>	<u>Amount</u>	<u>Fund</u>	<u>Check #</u>
		2/1/01	\$50,000.00	St Paul	12077
		2/1/01	\$50,000.00	Education	12077
		2/1/01	\$50,000.00	St Paul	12077
		2/1/01	\$50,000.00	Education	12077
Arab Community Center for Economic and Social Services Dearborn, MI) <i>For a challenge grant to establish a community computer lab to enhance educational and jobs skills</i>	9900100	06/15/1999	\$75,000.00		
	Payments Made	<u>Date</u>	<u>Amount</u>	<u>Fund</u>	<u>Check #</u>
		8/28/01	\$22,500.00	Detroit	12409
Arden Theatre Company Philadelphia, PA) <i>For audience development, educational and community access programs of the Arden's Children Theatre</i>	20010008	03/13/2001	\$120,000.00		
	Payments Made	<u>Date</u>	<u>Amount</u>	<u>Fund</u>	<u>Check #</u>
		3/15/01	\$120,000.00	Philadelphia	12110
Arts and Science Council-Charlotte/Mecklenburg Charlotte, NC) <i>For construction of two visual arts facilities and to create an operating endowment for each</i>	9800074	06/15/1998	\$500,000.00		
	Payments Made.	<u>Date</u>	<u>Amount</u>	<u>Fund</u>	<u>Check #</u>
		3/1/01	\$150,000.00	Charlotte	12096

Organization Project Title	Reference Number	Board Date	Grant Amount	Payee Organization (if different from Grantee Organization)	
The Arts League of Michigan Detroit, MI) <i>To expand the Artist Mentorship Program in public schools and implement the Mentor in Residence Program to provide opportunities for exceptionally gifted, underserved youth</i>	20010009	03/13/2001	\$75,000 00		
	Payments Made:	<u>Date</u> 3/15/01	<u>Amount</u> \$25,000 00	<u>Fund</u> Detroit	<u>Check #</u> 12111
ArtSouth Homestead, FL) <i>To renovate ArtSouth's three-story building to meet fire code and American Disabilities Act requirements</i>	20010103	06/11/2001	\$200,000 00		
	Payments Made	<u>Date</u> 6/11/01	<u>Amount</u> \$200,000 00	<u>Fund</u> Anniversary Fund	<u>Check #</u> 12316
ASPIRA of Florida Miami, FL) <i>To plan and pilot a youth leadership development program that will increase civic engagement and cultural sensitivity among teenagers and pre-teenagers in Miami-Dade and Broward counties as part of the Building Bridges initiative</i>	20010179	06/11/2001	\$100,000 00		
	Payments Made:	<u>Date</u> 6/11/01	<u>Amount</u> \$100,000.00	<u>Fund</u> Anniversary Fund	<u>Check #</u> 12317
Aunt Maggie's Kitchen Table Macon, GA) <i>For a partial challenge grant to develop an entrepreneurial training program for at-risk youth</i>	20000240	09/10/2000	\$65,000 00	Community Foundation Inc.	
	Payments Made	<u>Date</u> 10/4/01	<u>Amount</u> \$25,000 00	<u>Fund</u> Community Initiatives National	<u>Check #</u> 12484

Organization Project Title	Reference Number	Board Date	Grant Amount	Payee Organization (if different from Grantee Organization)		
Beallwood Area Neighborhood Development Columbus, GA) <i>To hire a full-time youth coordinator to implement youth programs, as part of the Youth Violence Prevention/Youth Development Initiative</i>	20000362	12/05/2000	\$179,350.00	Chattahoochee Valley Episcopal Ministry, Inc		
	Payments Made:	<u>Date</u>	<u>Amount</u>	<u>Fund</u>	<u>Check #</u>	
		10/29/01	\$30,000.00	Columbus	12491	
		10/29/01	\$30,000.00	Community Initiatives National	12491	
Bong P-38 Fund Superior, WI) <i>To build the Richard Bong World War II Heritage Center</i>	20010125	06/12/2001	\$100,000.00			
	Payments Made	<u>Date</u>	<u>Amount</u>	<u>Fund</u>	<u>Check #</u>	
		6/1/01	\$100,000.00	Duluth	12245	
Boulder Shelter for the Homeless Boulder, CO) <i>For the Basic Needs Sheltering Program</i>	20010170	06/12/2001	\$27,600.00			
	Payments Made	<u>Date</u>	<u>Amount</u>	<u>Fund</u>	<u>Check #</u>	
		6/1/01	\$27,600.00	Boulder	12246	
Boy Scouts of America (Blue Grass Council) Lexington, KY) <i>For a capital campaign to renovate and upgrade facilities at Camp McKee</i>	20010060	03/13/2001	\$150,000.00			
	Payments Made	<u>Date</u>	<u>Amount</u>	<u>Fund</u>	<u>Check #</u>	
		3/15/01	\$50,000.00	Lexington	12113	
Boy Scouts of America (Central Georgia Council) Macon, GA) <i>To build a conference room in a new Scout Service Center, as part of a larger capital campaign</i>	9900004	03/16/1999	\$100,000.00			
	Payments Made	<u>Date</u>	<u>Amount</u>	<u>Fund</u>	<u>Check #</u>	
		7/27/01	\$33,000.00	Macon	12395	

Organization Project Title	Reference Number	Board Date	Grant Amount	Payee Organization (if different from Grantee Organization)		
Boy Scouts of America (Gulf Stream Council) Palm Beach Gardens, FL.) <i>To expand the scouting program</i>	20010027	03/13/2001	\$30,475 00			
	Payments Made	<u>Date</u> 3/15/01	<u>Amount</u> \$15,250 00	<u>Fund</u> Boca Raton	<u>Check #</u> 12114	
Boys & Girls Clubs of Fort Wayne Fort Wayne, IN) <i>For Project Learn, a structured and comprehensive after-school education enhancement program</i>	20010123	06/12/2001	\$25,000 00			
	Payments Made.	<u>Date</u> 6/1/01	<u>Amount</u> \$25,000.00	<u>Fund</u> Fort Wayne	<u>Check #</u> 12247	
Boys and Girls Club of Baldwin County Milledgeville, GA) <i>-To recruit and train volunteers to work in the club's newly expanded facility</i>	20010295	12/04/2001	\$75,000 00			
	Payments Made.	<u>Date</u> 12/6/01	<u>Amount</u> \$75,000 00	<u>Fund</u> Milledgeville	<u>Check #</u> 12552	
Boys and Girls Clubs of the Big Bend Tallahassee, FL) <i>For staff salaries at a teen center</i>	20010049	03/13/2001	\$42,000 00			
	Payments Made:	<u>Date</u> 3/15/01	<u>Amount</u> \$35,000 00	<u>Fund</u> Tallahassee	<u>Check #</u> 12115	
		3/15/01	\$7,000 00	Community Initiatives Reserve	12115	
Boysville of Michigan Clinton, MI) <i>For a partial challenge grant for repairs and renovations to 12 Detroit-area residential and treatment facilities for at-risk children and teenagers</i>	20000306	12/05/2000	\$220,000.00			
	Payments Made:	<u>Date</u> 10/29/01	<u>Amount</u> \$150,000.00	<u>Fund</u> Detroit	<u>Check #</u> 12540	

Organization Project Title	Reference Number	Board Date	Grant Amount	Payee Organization (if different from Grantee Organization)	
Bread for the World Institute Washington, DC) <i>To alleviate child poverty in Detroit and Wichita through leadership development, local programming and evaluation and replication of programs</i>	20010183	06/12/2001	\$160,000.00		
	Payments Made	<u>Date</u>	<u>Amount</u>	<u>Fund</u>	<u>Check #</u>
		6/1/01	\$30,000 00	Detroit	12248
		6/1/01	\$30,000 00	Wichita	12248
		6/1/01	\$40,000 00	Venture Fund	1224
Broward Coalition for the Homeless Fort Lauderdale, FL.) <i>To employ two former homeless individuals as part-time telephone counselors</i>	20010182	06/11/2001	\$60,000 00		
	Payments Made	<u>Date</u>	<u>Amount</u>	<u>Fund</u>	<u>Check #</u>
		6/11/01	\$60,000 00	Miami	12318
Broward Education Foundation, Inc. Fort Lauderdale, FL.) <i>For a partial challenge grant for transition support to help institutionalize and expand the IMPACT II teacher professional development and networking program in Broward County</i>	9900222	12/07/1999	\$40,000.00		
	Payments Made	<u>Date</u>	<u>Amount</u>	<u>Fund</u>	<u>Check #</u>
		2/1/01	\$20,000 00	Miami	12083
Cabarrus Regional Chamber Foundation Kannapolis, NC) <i>To expand and strengthen the Kids Voting North Carolina/Cabarrus County program</i>	20010011	03/13/2001	\$60,000 00		
	Payments Made	<u>Date</u>	<u>Amount</u>	<u>Fund</u>	<u>Check #</u>
		3/15/01	\$20,000 00	Charlotte	12116

Organization Project Title	Reference Number	Board Date	Grant Amount	Payee Organization (if different from Grantee Organization)
California State University, Long Beach Foundation Long Beach, CA) <i>For a planning grant to develop a comprehensive intervention and training project focused on the effects of training stipends on retention rates of early childhood professionals</i>	20010293	12/04/2001	\$100,000 00	
	Payments Made:	<u>Date</u> 12/6/01	<u>Amount</u> \$100,000 00	<u>Fund</u> Long Beach
				<u>Check #</u> 12557
CASA of Aberdeen Fifth Judicial Circuit Aberdeen, SD) <i>To expand the advocacy program for abused children</i>	20010200	06/12/2001	\$35,000.00	
	Payments Made:	<u>Date</u> 6/1/01	<u>Amount</u> \$35,000.00	<u>Fund</u> Aberdeen
				<u>Check #</u> 12249
Catawba River Foundation Charlotte, NC) <i>For capacity building for this organization working to protect and restore the Catawba River</i>	20010285	12/04/2001	\$65,000 00	
	Payments Made:	<u>Date</u> 12/6/01	<u>Amount</u> \$65,000 00	<u>Fund</u> Charlotte
				<u>Check #</u> 12554
Center for Creative Education West Palm Beach, FL.) <i>For continuation and enhancement of Project LEAP, a countywide partnership of the Palm Beach school district, artists and cultural organizations using the arts as tools in the teaching of all academic subjects</i>	20010012	03/13/2001	\$150,000 00	
	Payments Made:	<u>Date</u> 3/15/01	<u>Amount</u> \$75,000.00	<u>Fund</u> Boca Raton
				<u>Check #</u> 12118

Organization Project Title	Reference Number	Board Date	Grant Amount	Payee Organization (if different from Grantee Organization)		
Center for Innovation Foundation Grand Forks, ND) <i>To plan and develop the Entrepreneur Collaborative</i>	20010289	12/04/2001	\$10,500 00			
	Payments Made.	<u>Date</u> 12/6/01	<u>Amount</u> \$10,500 00	<u>Fund</u> Grand Forks		<u>Check #</u> 12555
Center for Technology, Enterprise and Development Delray Beach, FL.) <i>To support a small business incubator providing services, training and facilities to emerging businesses</i>	20010122	06/12/2001	\$10,000.00			
	Payments Made	<u>Date</u> 6/1/01	<u>Amount</u> \$10,000 00	<u>Fund</u> Boca Raton		<u>Check #</u> 12250
Central Piedmont Community College Foundation Charlotte, NC) <i>For transition support of the Charlotte Family Independence Initiative, linking family literacy and welfare-to-work programs</i>	20000056	03/14/2000	\$114,000 00			
	Payments Made	<u>Date</u> 3/29/01	<u>Amount</u> \$53,000 00	<u>Fund</u> Charlotte		<u>Check #</u> 12177
Centre County Skate Board Steering Committee Pine Grove Mills, PA) <i>To purchase modular ramps for a skate park serving area youth</i>	20010083	06/12/2001	\$60,000 00			
	Payments Made:	<u>Date</u> 5/3/01	<u>Amount</u> \$30,000 00	<u>Fund</u> State College		<u>Check #</u> 12205

Organization Project Title	Reference Number	Board Date	Grant Amount	Payee Organization (if different from Grantee Organization)
Charlotte-Mecklenburg Schools Charlotte, NC) <i>For transition support to help institutionalize the IMPACT II program of mini-grants, professional development and networking for teachers</i>	20000005	03/14/2000	\$137,400 00	
	Payments Made	<u>Date</u> 3/29/01	<u>Amount</u> \$60,400 00	<u>Fund</u> Charlotte <u>Check #</u> 12180
Child Abuse and Neglect Council of Oakland County Pontiac, MI) <i>For Bringing Children to Safety A Guide for Mandated Reporters, a training project for professionals who report suspected child abuse and neglect</i>	20010208	06/12/2001	\$35,000 00	
	Payments Made.	<u>Date</u> 6/1/01	<u>Amount</u> \$35,000 00	<u>Fund</u> Detroit <u>Check #</u> 12251
Child Care Resources Charlotte, NC) <i>For Curriculum Matters, a school readiness project</i>	20010307	12/04/2001	\$1,885,000 00	
	Payments Made.	<u>Date</u> 12/6/01	<u>Amount</u> \$140,000 00	<u>Fund</u> Charlotte <u>Check #</u> 12556
Children's Home Society of Florida (North Central Division) Tallahassee, FL) <i>For a challenge grant to acquire a larger facility for programming and operations</i>	20000193	09/10/2000	\$100,000 00	
	Payments Made	<u>Date</u> 7/27/01	<u>Amount</u> \$100,000.00	<u>Fund</u> Tallahassee <u>Check #</u> 12387

Organization Project Title	Reference Number	Board Date	Grant Amount	Payee Organization (if different from Grantee Organization)	
Children's Hospital Medical Center of Akron Akron, Ohio) <i>To modify and expand the PATHS after-school program, as part of the Youth Violence Prevention/Youth Development Initiative</i>	9800253	12/08/1998	\$625,500 00		
	Payments Made	<u>Date</u> 5/24/01 5/24/01	<u>Amount</u> \$107,750 00 \$107,750 00	<u>Fund</u> Akron Community Initiatives National	<u>Check #</u> 12234 12234
Chrysalis House Lexington, KY) <i>To build a community center for a 40-unit permanent housing development for women recovering from substance abuse, and their children</i>	20000002	03/14/2000	\$150,000 00		
	Payments Made	<u>Date</u> 7/27/01	<u>Amount</u> \$75,000 00	<u>Fund</u> Lexington	<u>Check #</u> 12402
City of Boulder Boulder, CO) <i>To expand the Family Independence Initiative to a fourth site and add an after-school program</i>	20010212	06/12/2001	\$80,000 00		
	Payments Made:	<u>Date</u> 6/1/01	<u>Amount</u> \$80,000.00	<u>Fund</u> Boulder	<u>Check #</u> 12252
City of Groton Groton, SD) <i>To upgrade equipment and renovate a donated building for after-school programs at the Wegner Youth Center</i>	20010221	06/12/2001	\$22,580 00		
	Payments Made:	<u>Date</u> 6/1/01	<u>Amount</u> \$22,580 00	<u>Fund</u> Aberdeen	<u>Check #</u> 12253

Organization Project Title	Reference Number	Board Date	Grant Amount	Payee Organization (if different from Grantee Organization)	
City of Long Beach, Mississippi Long Beach, MS) <i>To develop a master plan to revitalize the harbor and main street in the downtown area</i>	20010047	03/13/2001	\$25,000 00		
	Payments Made	<u>Date</u> 3/15/01	<u>Amount</u> \$25,000 00	<u>Fund</u> Biloxi	<u>Check #</u> 12120
City of Miami Miami, FL) <i>To complete Phase I construction of the Elizabeth Virrick Park community center and related park improvements</i>	20010114	06/11/2001	\$395,000 00		
	Payments Made	<u>Date</u> 10/29/01	<u>Amount</u> \$200,000 00	<u>Fund</u> Anniversary Fund	<u>Check #</u> 12542
City Theatre Coral Gables, FL) <i>For a partial challenge grant to launch CityDialogues, a residency program bringing artists and theater professionals together to develop new works and collaborative projects</i>	20000062	03/14/2000	\$100,000 00		
	Payments Made:	<u>Date</u> 5/17/01	<u>Amount</u> \$25,000 00	<u>Fund</u> Miami	<u>Check #</u> 12217
		5/17/01	\$25,000.00	Arts & Culture	12217

Organization Project Title	Reference Number	Board Date	Grant Amount	Payee Organization (if different from Grantee Organization)	
City Year Boston, MA) <i>To implement service-learning activities in the Philadelphia public schools</i>	9900191	09/13/1999	\$225,000 00		
	Payments Made:	<u>Date</u> 2/1/01	<u>Amount</u> \$75,000.00	<u>Fund</u> Philadelphia	<u>Check #</u> 12084
City Year Boston, MA) <i>To support one of seven teams of 17- to 24-year-olds to become involved in community service, civic engagement and leadership development</i>	20010154	06/12/2001	\$300,000.00		
	Payments Made:	<u>Date</u> 6/14/01	<u>Amount</u> \$100,000 00	<u>Fund</u> Detroit	<u>Check #</u> 12362
Coastal Carolina University Conway, SC) <i>For the freedom schooner Amistad to visit the port of Georgetown as part of an initiative to improve race relations</i>	20010270	09/11/2001	\$25,000 00		
	Payments Made:	<u>Date</u> 9/13/01	<u>Amount</u> \$25,000 00	<u>Fund</u> Myrtle Beach	<u>Check #</u> 12426
Collaborative for Teaching and Learning Louisville, KY) <i>For organizational capacity building to assist Kentucky schools and districts in the adaptation and effective implementation of design-based education reform initiatives</i>	9900089	06/15/1999	\$1,200,000 00		
	Payments Made	<u>Date</u> 2/13/01	<u>Amount</u> \$291,696 26	<u>Fund</u> Education	<u>Check #</u> STOCK
		2/14/01	\$8,303.74	Education	12091

Organization Project Title	Reference Number	Board Date	Grant Amount	Payee Organization (if different from Grantee Organization)
The College Assistance Program (CAP) of Dade County Coral Gables, FL) <i>For operating support and an endowment fund to provide financial support for Miami-Dade students in higher education</i>	20010156	06/11/2001	\$200,000 00	
	Payments Made:	<u>Date</u> 6/11/01	<u>Amount</u> \$50,000.00	<u>Fund</u> Miami
		6/11/01	\$50,000 00	Miami
				<u>Check #</u> 12319
				12319
The Collins Center for Public Policy Miami, FL) <i>For the Civic Partnership and Design Center, which will involve residents in a range of sustainable development exercises, and for a community land trust, which will acquire and hold land for the benefit of the Overtown community</i>	20010118	06/11/2001	\$3,000,000.00	
	Payments Made	<u>Date</u> 6/11/01	<u>Amount</u> \$1,500,000 00	<u>Fund</u> Anniversary Fund
		6/11/01	\$500,000 00	Anniversary Fund
				<u>Check #</u> 12320
				12320
Colorado Therapeutic Riding Center Longmont, CO) <i>Toward the construction of an indoor riding arena</i>	20010175	06/12/2001	\$20,000 00	
	Payments Made	<u>Date</u> 6/1/01	<u>Amount</u> \$20,000 00	<u>Fund</u> Boulder
		6/1/01	\$20,000 00	Boulder
				<u>Check #</u> 1225
				1225
Columbus Economic Development Corporation Columbus, GA) <i>To implement the University of Georgia's Youth Leadership in Action program with students from local high schools</i>	9900055	06/15/1999	\$16,320.00	
	Payments Made:	<u>Date</u> 3/1/01	<u>Amount</u> \$8,160.00	<u>Fund</u> Columbus
		3/1/01	\$8,160.00	Columbus
				<u>Check #</u> 12100
				12100

Organization Project Title	Reference Number	Board Date	Grant Amount	Payee Organization (if different from Grantee Organization)
The Columbus Museum Columbus, GA) <i>For educational programs associated with the exhibit An American Century of Photography</i>	20010147	06/12/2001	\$30,000.00	
	Payments Made	<u>Date</u> 6/1/01	<u>Amount</u> \$30,000.00	<u>Fund</u> Columbus
				<u>Check #</u> 12255
Columbus Regional Tennis Association Columbus, GA) <i>To implement a year-round tennis program for at-risk youth at Lakebottom Park</i>	20010234	09/11/2001	\$60,000 00	
	Payments Made.	<u>Date</u> 8/1/01	<u>Amount</u> \$30,000.00	<u>Fund</u> Columbus
				<u>Check #</u> 12415
Coming Together Project Akron, OH) <i>For operating and capacity-building support</i>	20000138	06/12/2000	\$350,000 00	
	Payments Made	<u>Date</u> 6/25/01	<u>Amount</u> \$125,000 00	<u>Fund</u> Anniversary Fund
				<u>Check #</u> 12373
Committee for Dignity and Fairness for the Homeless Housing Development Philadelphia, PA) <i>For Work Options Now, a pilot work readiness program</i>	20010050	03/13/2001	\$80,000 00	
	Payments Made	<u>Date</u> 3/15/01	<u>Amount</u> \$40,000 00	<u>Fund</u> Philadelphia
				<u>Check #</u> 12122

Organization Project Title	Reference Number	Board Date	Grant Amount	Payee Organization (if different from Grantee Organization)		
Communities In Schools of Charlotte Mecklenburg Charlotte, NC) <i>For a partial challenge grant for a pilot project at a local middle school using the School Success Profile survey instrument to improve services to at-risk students and improve family-school partnerships</i>	9800224	12/08/1998	\$150,000 00			
	Payments Made	<u>Date</u> 2/1/01	<u>Amount</u> \$25,000 00	<u>Fund</u> Education	<u>Check #</u> 12087	
Communities In Schools of Columbia Columbia, SC) <i>For a challenge grant to develop and implement an integrated, comprehensive evaluation program in partnership with CIS of South Carolina</i>	20000069	03/14/2000	\$75,000.00			
	Payments Made	<u>Date</u> 10/29/01	<u>Amount</u> \$25,000.00	<u>Fund</u> Columbia	<u>Check #</u> 12508	
Communities In Schools of Miami Miami, FL) <i>For the planning and pilot phase of Hello Neighbor, a project to engage at-risk youth in leadership and community service activities to promote cultural and community understanding among tenants in a housing project as part of the Building Bridges init</i>	20010073	06/11/2001	\$40,000 00			
	Payments Made	<u>Date</u> 6/11/01	<u>Amount</u> \$40,000 00	<u>Fund</u> Anniversary Fund	<u>Check #</u> 1232	
Communities In Schools of Philadelphia Philadelphia, PA) <i>To increase use of the School Success Profile (SSP) and provide technical assistance and training to schools in developing programs and interventions to address student needs identified by the SSP</i>	20000273	12/05/2000	\$250,000 00			
	Payments Made	<u>Date</u> 10/29/01	<u>Amount</u> \$75,000 00	<u>Fund</u> Education	<u>Check #</u> 12507	

Organization Project Title	Reference Number	Board Date	Grant Amount	Payee Organization (if different from Grantee Organization)
Communities In Schools of Wichita/Sedgwick County Wichita, KS) <i>To build organizational capacity by hiring a part-time development director</i>	20010213	06/12/2001	\$111,500.00	
	Payments Made.	<u>Date</u> 6/1/01	<u>Amount</u> \$111,500 00	<u>Fund</u> Wichita
				<u>Check #</u> 12257
Community Building Initiative Charlotte, NC) <i>For the Leadership Development Initiative, a project engaging community leaders in addressing issues of racial and ethnic inclusion</i>	20000328	12/05/2000	\$120,000 00	Foundation for the Carolinas
	Payments Made	<u>Date</u> 10/29/01	<u>Amount</u> \$40,000 00	<u>Fund</u> Charlotte
				<u>Check #</u> 12527
Community Culinary School of Charlotte Charlotte, NC) <i>To start a catering business to support a nonprofit organization that provides training and job placement for people who are chronically unemployed</i>	20010190	06/12/2001	\$64,000 00	
	Payments Made.	<u>Date</u> 6/1/01	<u>Amount</u> \$44,000 00	<u>Fund</u> Charlotte
		10/29/01	\$20,000.00	Charlotte
				<u>Check #</u> 12258 12531
Community Foundation for Southeastern Michigan Detroit, MI) <i>To launch the GreenWays Initiative</i>	20000341	12/05/2000	\$300,000.00	
	Payments Made:	<u>Date</u> 10/29/01	<u>Amount</u> \$100,000 00	<u>Fund</u> Detroit
				<u>Check #</u> 12512

Organization Project Title	Reference Number	Board Date	Grant Amount	Payee Organization (if different from Grantee Organization)
Community Foundation Silicon Valley San Jose, CA) <i>For Making the MOST Out of School Time, a systemic approach to enrich after-school programs and improve educational outcomes for middle-school students in the Mayfair neighborhood</i>	20000307	12/05/2000	\$250,000 00	
	Payments Made	<u>Date</u> 10/29/01	<u>Amount</u> \$125,000 00	<u>Fund</u> San Jose <u>Check #</u> 12493
Community Partnership For Homeless Miami, FL) <i>For capital expansion of the downtown Homeless Assistance Center</i>	20010112	06/11/2001	\$600,000 00	
	Payments Made	<u>Date</u> 6/11/01	<u>Amount</u> \$600,000.00	<u>Fund</u> Anniversary Fund <u>Check #</u> 12322
Concert Association of Florida Miami Beach, FL) <i>For a partial challenge grant for the expansion of the Arts Education Outreach Program including in-school performances by New World Symphony and master classes by St. Louis Symphony musicians</i>	20010051	03/13/2001	\$50,000.00	
	Payments Made:	<u>Date</u> 3/15/01	<u>Amount</u> \$25,000.00	<u>Fund</u> Miami <u>Check #</u> 12123
Council for Basic Education Washington, DC) <i>To continue and expand participation by Horry County, S C., teachers in Schools Around the World An International Study of Student Academic Work</i>	20000122	06/13/2000	\$225,000 00	
	Payments Made.	<u>Date</u> 7/27/01	<u>Amount</u> \$25,000 00	<u>Fund</u> Myrtle Beach <u>Check #</u> 12403
		7/27/01	\$50,000 00	Education 12403

Organization Project Title	Reference Number	Board Date	Grant Amount	Payee Organization (if different from Grantee Organization)		
The Cultural Council of Richland & Lexington Counties Columbia, SC) <i>For emergency operating funds for the 2001-2002 fiscal year</i>	20010238	09/11/2001	\$150,000.00			
	Payments Made	<u>Date</u> 8/1/01	<u>Amount</u> \$150,000.00	<u>Fund</u> Columbia	<u>Check #</u> 12417	
Cultural Initiatives, Silicon Valley San Jose, CA) <i>To operate programs, conduct research and strengthen development efforts as part of the Regional Cultural Plan</i>	20000329	12/05/2000	\$150,000.00			
	Payments Made	<u>Date</u> 10/29/01	<u>Amount</u> \$50,000.00	<u>Fund</u> San Jose	<u>Check #</u> 12495	
Cuyahoga Valley Preservation and Scenic Railway Association Peninsula, OH) <i>To repair and upgrade equipment and provide increased staff and marketing capacity in preparation for connecting the railway to Canton and downtown Cleveland</i>	20000146	06/12/2000	\$100,000.00			
	Payments Made	<u>Date</u> 4/23/01	<u>Amount</u> \$50,000.00	<u>Fund</u> Akron	<u>Check #</u> 12196	
Dade Community Foundation Miami, FL) <i>For a partial challenge grant for the Miami Fellows Initiative</i>	20000123	06/13/2000	\$500,000.00			
	Payments Made	<u>Date</u> 8/28/01	<u>Amount</u> \$100,000.00	<u>Fund</u> Miami	<u>Check #</u> 12408	
		8/28/01	\$100,000.00	Community Initiatives National	12408	

Organization Project Title	Reference Number	Board Date	Grant Amount	Payee Organization (if different from Grantee Organization)
Dade Heritage Trust Miami, FL) <i>For "The New American Crucible," a documentary highlighting South Florida's ethnic and cultural diversity</i>	20010061	06/11/2001	\$250,000 00	
	Payments Made:	<u>Date</u> 3/1/01 3/1/01	<u>Amount</u> \$150,000 00 \$100,000.00	<u>Fund</u> Miami Venture Fund
				<u>Check #</u> 12105 12105
Dads and Daughters Duluth, MN) <i>For Daughters and Fathers Growing Together, a pilot program to strengthen relationships between fathers and daughters</i>	20010053	03/13/2001	\$16,220 00	
	Payments Made	<u>Date</u> 3/15/01	<u>Amount</u> \$16,220 00	<u>Fund</u> Duluth
				<u>Check #</u> 12124
Detroit 300 Detroit, MI) <i>To support the School Participation Project of the Detroit 300 Education Program as part of the city's tricentennial celebration in 2001</i>	20000196	09/10/2000	\$420,000 00	
	Payments Made	<u>Date</u> 10/29/01	<u>Amount</u> \$287,000 00	<u>Fund</u> Detroit
				<u>Check #</u> 12514
Detroit Area Pre-College Engineering Program Detroit, MI) <i>For the endowment portion of the Lighting the Spark fund-raising campaign</i>	20000006	03/14/2000	\$200,000 00	
	Payments Made.	<u>Date</u> 3/29/01	<u>Amount</u> \$100,000 00	<u>Fund</u> Detroit
				<u>Check #</u> 12182

Organization Project Title	Reference Number	Board Date	Grant Amount	Payee Organization (if different from Grantee Organization)
Detroit Executive Service Corps Detroit, MI) <i>For Leaders Circle, an executive management training program for nonprofit professionals</i>	20010086	06/12/2001	\$34,000 00	
	Payments Made	<u>Date</u> 5/3/01	<u>Amount</u> \$20,000 00	<u>Fund</u> Detroit <u>Check #</u> 12206
Detroit Historical Society Detroit, MI) <i>For a partial challenge grant to expand community outreach activities and increase educational programs for underserved schools</i>	20010191	06/12/2001	\$235,000.00	
	Payments Made.	<u>Date</u> 6/1/01	<u>Amount</u> \$135,000 00	<u>Fund</u> Detroit <u>Check #</u> 12262
Detroit Science Center Detroit, MI) <i>To upgrade and expand exhibition and programming space</i>	9900220	12/07/1999	\$750,000 00	
	Payments Made	<u>Date</u> 2/1/01	<u>Amount</u> \$165,000 00	<u>Fund</u> Detroit <u>Check #</u> 12070
Diversified Youth Services Detroit, MI) <i>For the VILLAGE Program, a community-based after-school education and skill-building initiative for at-risk youth</i>	20010198	06/12/2001	\$100,000 00	
	Payments Made	<u>Date</u> 6/1/01	<u>Amount</u> \$100,000 00	<u>Fund</u> Detroit <u>Check #</u> 12263
Donors Forum of Miami Miami, FL) <i>To strengthen regional philanthropic capacity</i>	20010204	06/11/2001	\$60,000 00	
	Payments Made	<u>Date</u> 6/11/01	<u>Amount</u> \$30,000 00	<u>Fund</u> Miami <u>Check #</u> 12323

Organization Project Title	Reference Number	Board Date	Grant Amount	Payee Organization (if different from Grantee Organization)
Downtown Leadership Group Grand Forks, ND) <i>For an executive director position to develop and implement coordinated activities that promote Grand Forks' and East Grand Forks' downtowns</i>	20010322	12/04/2001	\$110,000 00	Greater Grand Forks Community Foundation
	Payments Made:	<u>Date</u> 12/6/01	<u>Amount</u> \$25,000.00	<u>Fund</u> Grand Forks <u>Check #</u> 12558
Duluth Playhouse Duluth, MN) <i>For the Children's Theatre Arts program, offering training and performing opportunities to school-age youth in Duluth and the surrounding area</i>	20010148	06/12/2001	\$18,000 00	
	Payments Made:	<u>Date</u> 6/1/01	<u>Amount</u> \$18,000 00	<u>Fund</u> Duluth <u>Check #</u> 12264
Early Childhood Alliance Fort Wayne, IN) <i>To improve school readiness outcomes for Fort Wayne children by providing on-site support and training for the Paths to Quality program and piloting a Parents As Teachers home visitation program at two elementary schools</i>	20010288	12/04/2001	\$213,000 00	
	Payments Made	<u>Date</u> 12/6/01	<u>Amount</u> \$213,000 00	<u>Fund</u> Fort Wayne <u>Check #</u> 12559
The Early Childhood Initiative Foundation Miami, FL) <i>To launch a communitywide child readiness media campaign addressing the needs of children ages five and younger</i>	20010090	06/11/2001	\$1,000,000.00	
	Payments Made	<u>Date</u> 6/11/01	<u>Amount</u> \$500,000.00	<u>Fund</u> Anniversary Fund <u>Check #</u> 12324

Organization Project Title	Reference Number	Board Date	Grant Amount	Payee Organization (if different from Grantee Organization)	
East Side Neighborhood Development Company St. Paul, MN) <i>For coordination of the Phalen Corridor Initiative, a comprehensive urban renewal effort</i>	20010169	06/12/2001	\$90,000 00		
	Payments Made:	<u>Date</u> 6/1/01	<u>Amount</u> \$40,000.00	<u>Fund</u> St Paul	<u>Check #</u> 12265
The Edison Institute (Henry Ford Museum and Greenfield Village) Dearborn, MI) <i>For the Henry Ford Academy of Manufacturing Arts and Sciences and related facility renovations</i>	9700210	12/09/1997	\$1,000,000.00		
	Payments Made	<u>Date</u> 6/25/01	<u>Amount</u> \$83,000 00	<u>Fund</u> Detroit	<u>Check #</u> 12380
		6/25/01	\$167,000 00	Education	12380
Education Foundation of Palm Beach County West Palm Beach, FL.) <i>To implement the IMPACT II teacher professional development and networking program in Palm Beach County</i>	20010004	03/13/2001	\$90,000 00		
	Payments Made	<u>Date</u> 3/15/01	<u>Amount</u> \$45,000 00	<u>Fund</u> Boca Raton	<u>Check #</u> 12125
The Education Fund Miami, FL) <i>To continue the AmeriCorps program, Florida Reads!</i>	20010078	06/11/2001	\$155,000.00		
	Payments Made.	<u>Date</u> 6/11/01	<u>Amount</u> \$45,000 00	<u>Fund</u> Miami	<u>Check #</u> 12325

Organization Project Title	Reference Number	Board Date	Grant Amount	Payee Organization (if different from Grantee Organization)
Educational Opportunity and Talent Search Center Fort Wayne, IN) <i>To renovate offices, meeting rooms and classrooms</i>	20000288	12/05/2000	\$34,500 00	
	Payments Made	<u>Date</u> 8/28/01	<u>Amount</u> \$34,500.00	<u>Fund</u> Fort Wayne
				<u>Check #</u> 17412
Family Forum Superior, WI) <i>To relocate a Project Head Start center</i>	20010145	06/12/2001	\$15,800 00	
	Payments Made	<u>Date</u> 6/1/01	<u>Amount</u> \$15,800 00	<u>Fund</u> Duluth
				<u>Check #</u> 12266
Fayette County Board of Education Lexington, KY) <i>For a partial challenge grant for transition support to help institutionalize the IMPACT II program of mini-grants for teachers</i>	9800215	12/08/1998	\$60,000 00	
	Payments Made	<u>Date</u> 5/24/01	<u>Amount</u> \$10,000 00	<u>Fund</u> Lexington
				<u>Check #</u> 12241
The Flamenco Society of San Jose San Jose, CA) <i>For a partial challenge grant for a new managing director position and development consultant</i>	20000064	03/14/2000	\$20,000.00	
	Payments Made	<u>Date</u> 3/29/01	<u>Amount</u> \$10,000.00	<u>Fund</u> San Jose
				<u>Check #</u> 12164

Organization Project Title	Reference Number	Board Date	Grant Amount	Payee Organization (if different from Grantee Organization)		
Florida Atlantic University Foundation Boca Raton, FL) <i>For undergraduate scholarships and graduate assistantships for the Summer Repertory Theatre, a professional academic theater</i>	20010124	06/12/2001	\$31,000 00			
	Payments Made	<u>Date</u> 6/1/01	<u>Amount</u> \$31,000 00	<u>Fund</u> Boca Raton	<u>Check #</u> 12267	
Florida Grand Opera Miami, FL) <i>To develop and produce Mussorgsky's Boris Godunov as a collaborative effort with other opera companies</i>	20010127	06/11/2001	\$225,000 00			
	Payments Made	<u>Date</u> 6/11/01	<u>Amount</u> \$25,000 00	<u>Fund</u> Miami	<u>Check #</u> 12326	
		6/11/01	\$50,000 00	Venture Fund	12326	
Florida Immigrant Advocacy Center Miami, FL) <i>For operating support for the Impact Advocacy Program, which seeks to protect and promote civic and human rights of immigrants in Florida</i>	20010113	06/11/2001	\$600,000 00			
	Payments Made	<u>Date</u> 6/11/01	<u>Amount</u> \$200,000.00	<u>Fund</u> Anniversary Fund	<u>Check #</u> 12327	
Florida Special Olympics Kissimmee, FL) <i>For a planning grant to develop strategies to involve people from different cultures and backgrounds in Special Olympics</i>	20010135	06/11/2001	\$50,000 00			
	Payments Made	<u>Date</u> 6/11/01	<u>Amount</u> \$50,000 00	<u>Fund</u> Miami	<u>Check #</u> 12328	

Organization Project Title	Reference Number	Board Date	Grant Amount	Payee Organization (if different from Grantee Organization)
Fort Wayne Community Schools Fort Wayne, IN) <i>To expand the FOCUS Program, a school-based alternative program for students experiencing academic, behavioral and attendance problems, as part of the Youth Violence Prevention/Youth Development Initiative</i>	9800163	09/15/1998	\$300,000 00	
	Payments Made:	<u>Date</u> 5/24/01 5/24/01	<u>Amount</u> \$17,500.00 \$17,500.00	<u>Fund</u> Fort Wayne Community Initiatives National
				<u>Check #</u> 12233 12237
Foundation for the Carolinas Charlotte, NC) <i>To coordinate a literacy initiative in Charlotte-Mecklenburg County</i>	20000311	12/05/2000	\$540,000 00	
	Payments Made:	<u>Date</u> 2/1/01	<u>Amount</u> \$120,000 00	<u>Fund</u> Education
				<u>Check #</u> 12080
Foundation for the Carolinas Charlotte, NC) <i>To improve out-of-school programs through planning, evaluation, extensive training and technical assistance for individuals and organizations running out-of-school time programs through POST, Partners in Out-of-School Time</i>	20010305	12/04/2001	\$90,000 00	
	Payments Made:	<u>Date</u> 12/6/01	<u>Amount</u> \$90,000 00	<u>Fund</u> Charlotte
				<u>Check #</u> 12562
Foundation for the Carolinas Charlotte, NC) <i>For organizational capacity building for Voices & Choices</i>	20010309	12/04/2001	\$65,000 00	
	Payments Made:	<u>Date</u> 12/6/01	<u>Amount</u> \$65,000 00	<u>Fund</u> Charlotte
				<u>Check #</u> 12563
Foundation for the Carolinas Charlotte, NC) <i>To coordinate a literacy initiative in Charlotte-Mecklenburg County</i>	20000311	12/05/2000	\$540,000 00	
	Payments Made:	<u>Date</u> 2/1/01	<u>Amount</u> \$120,000.00	<u>Fund</u> Charlotte
				<u>Check #</u> 12080

Organization Project Title	Reference Number	Board Date	Grant Amount	Payee Organization (if different from Grantee Organization)
Founders Society Detroit Institute of Arts Detroit, MI) <i>For bridge operating funds, capital improvements and program endowment, as part of a larger capital campaign</i>	20000312	12/05/2000	\$2,000,000 00	
	Payments Made	<u>Date</u> 10/29/01	<u>Amount</u> \$500,000 00	<u>Fund</u> Arts & Culture
				<u>Check #</u> 12515
The Franklin Institute Philadelphia, PA) <i>For the creation and installation of the Kid Science exhibit</i>	20010001	03/13/2001	\$300,000 00	
	Payments Made	<u>Date</u> 3/15/01	<u>Amount</u> \$100,000.00	<u>Fund</u> Philadelphia
				<u>Check #</u> 12127
Friends of the Library of Philipsburg, PA Philipsburg, PA) <i>To relocate the Holt Memorial Library to the downtown Philipsburg area and support start-up programming to attract a new clientele</i>	20010155	06/12/2001	\$40,000 00	
	Payments Made.	<u>Date</u> 6/1/01	<u>Amount</u> \$40 000.00	<u>Fund</u> State College
				<u>Check #</u> 12268
Friends of the Saint Paul Public Library St. Paul, MN) <i>To fund the costs of financing bonds issued for the restoration of the central library</i>	20010168	06/12/2001	\$215,000 00	
	Payments Made	<u>Date</u> 6/1/01	<u>Amount</u> \$215,000 00	<u>Fund</u> St Paul
				<u>Check #</u> 12269
GableStage Coral Gables, FL.) <i>For bridge funding and for the production The Origins of Happiness in Latin, performances dealing with cultural divides in Miami-Dade County</i>	20010069	06/11/2001	\$45,000.00	
	Payments Made	<u>Date</u> 4/24/01	<u>Amount</u> \$45,000 00	<u>Fund</u> Miami
				<u>Check #</u> 12199

Organization Project Title	Reference Number	Board Date	Grant Amount	Payee Organization (if different from Grantee Organization)
The Galef Institute Los Angeles, CA) <i>To design, field test and publish a toolkit to help teachers better assess student learning in keeping with the objectives of the Different Ways of Knowing approach to education</i>	20000055	03/14/2000	\$500,000 00	
	Payments Made	<u>Date</u> 3/13/01 3/13/01	<u>Amount</u> \$20,707.16 \$229,292 84	<u>Fund</u> Education Education
				<u>Check #</u> 12161 STOCK
Gary Art Works Gary, IN) <i>For start-up costs of a youth development program based on careers in the arts</i>	20010227	09/11/2001	\$150,000 00	
	Payments Made	<u>Date</u> 6/15/01 6/15/01 9/25/01	<u>Amount</u> \$75,000 00 \$25,000 00 \$50,000 00	<u>Fund</u> Gary Gary Gary
				<u>Check #</u> 12371 12371 12476
Gary Educational Development Foundation Gary, IN) <i>For a scholarship fund for college-bound high school seniors from Gary</i>	20010228	09/11/2001	\$75,000 00	
	Payments Made	<u>Date</u> 6/15/01	<u>Amount</u> \$75,000 00	<u>Fund</u> Gary
				<u>Check #</u> 12369
Genesis Foundation of Mississippi Long Beach, MS) <i>For a partial challenge grant to pilot the ACE project, a computer-based tutoring program serving at-risk elementary school students</i>	9800125	09/15/1998	\$45,000 00	
	Payments Made	<u>Date</u> 5/24/01	<u>Amount</u> \$5,000.00	<u>Fund</u> Biloxi
				<u>Check #</u> 12240

Organization Project Title	Reference Number	Board Date	Grant Amount	Payee Organization (if different from Grantee Organization)		
Georgetown Child Development Center Georgetown, KY) <i>To seek accreditation from the National Association for the Education of Young Children</i>	20010201	06/12/2001	\$40,000 00			
	Payments Made	<u>Date</u> 6/1/01	<u>Amount</u> \$40,000 00	<u>Fund</u> Lexington		<u>Check #</u> 12270
Georgia Legal Services Program Atlanta, GA) <i>To acquire a building for legal services</i>	20010107	06/12/2001	\$100,000 00			
	Payments Made	<u>Date</u> 5/3/01	<u>Amount</u> \$32,000.00	<u>Fund</u> Macon		<u>Check #</u> 12201
		5/3/01	\$68,000 00	Macon		12201
Georgia's Antebellum Capitol Society Milledgeville, GA) <i>For permanent exhibitions and programming at Georgia's Antebellum Capitol Museum</i>	9900264	12/07/1999	\$120,000 00			
	Payments Made:	<u>Date</u> 2/1/01	<u>Amount</u> \$34,500.00	<u>Fund</u> Milledgeville		<u>Check #</u> 12074
Girl Scout Council of St. Croix Valley St Paul, MN) <i>For All the Girls, a major capital and program expansion campaign</i>	20000245	09/10/2000	\$100,000 00			
	Payments Made.	<u>Date</u> 10/29/01	<u>Amount</u> \$40,000 00	<u>Fund</u> St Paul		<u>Check #</u> 12535

Organization Project Title	Reference Number	Board Date	Grant Amount	Payee Organization (if different from Grantee Organization)
Goodwill Industries of Middle Georgia Macon, GA) <i>For job training and placement services, a downtown One-Stop Career Center and a wheels-to-work program all targeted at residents of Beall's Hill</i>	20000321	12/05/2000	\$400,000 00	
	Payments Made	<u>Date</u> 10/29/01	<u>Amount</u> \$75,000 00	<u>Fund</u> Macon <u>Check #</u> 12529
Goodwill Industries of South Florida Miami, FL.) <i>To enhance the organization's capacity by improving classroom computers, telephone and data systems</i>	20010180	06/11/2001	\$200,000 00	
	Payments Made:	<u>Date</u> 6/11/01	<u>Amount</u> \$200,000 00	<u>Fund</u> Anniversary Fund <u>Check #</u> 12329
Grand Forks Public School District Grand Forks, ND) <i>For diverse youth and parent activities designed to prevent alcohol use by youth, as part of the Youth Violence Prevention/Youth Development Initiative</i>	20010029	03/13/2001	\$150,000 00	
	Payments Made.	<u>Date</u> 3/15/01	<u>Amount</u> \$20,000.00	<u>Fund</u> Grand Forks <u>Check #</u> 12128
		3/15/01	\$30,000 00	Community Initiatives National 12128
Greater Akron Musical Association Akron, OH) <i>For a computer-based musical composition education program for middle school students and to produce a 50th-anniversary CD set and history</i>	20010197	06/12/2001	\$66,000 00	
	Payments Made	<u>Date</u> 6/1/01	<u>Amount</u> \$66,000.00	<u>Fund</u> Akron <u>Check #</u> 12271

Organization Project Title	Reference Number	Board Date	Grant Amount	Payee Organization (if different from Grantee Organization)
Greater Grand Forks Community Foundation Grand Forks, ND) <i>For a feasibility study to determine the community's readiness to develop and implement a regional cultural plan</i>	20010290	12/04/2001	\$21,500.00	
	Payments Made	<u>Date</u> 12/6/01	<u>Amount</u> \$21,500.00	<u>Fund</u> Grand Forks
				<u>Check #</u> 12564
Greater Grand Forks Community Foundation Grand Forks, ND) <i>For the Regional Economic Diversification Program to establish a three-year forum series addressing barriers to economic development, regional leadership and celebrating local successes</i>	20010323	12/04/2001	\$100,000.00	
	Payments Made	<u>Date</u> 12/6/01	<u>Amount</u> \$33,500.00	<u>Fund</u> Grand Forks
				<u>Check #</u> 12565
Greater Miami Progress Foundation Miami, FL) <i>To establish the South Florida Consortium of Higher Education that will seek to make higher education an essential economic engine and a major contributor to quality of life in the region</i>	20010111	06/11/2001	\$400,000.00	
	Payments Made	<u>Date</u> 6/11/01	<u>Amount</u> \$200,000.00	<u>Fund</u> Anniversary Fund
				<u>Check #</u> 12330
Greater Philadelphia Chamber of Commerce Regional Foundation Philadelphia, PA) <i>For the Chairman's Circle Project, a collaboration of 60 arts and culture organizations to increase support for and participation in the arts</i>	20010160	06/12/2001	\$50,000.00	
	Payments Made	<u>Date</u> 6/1/01	<u>Amount</u> \$50,000.00	<u>Fund</u> Philadelphia
				<u>Check #</u> 12272

Organization Project Title	Reference Number	Board Date	Grant Amount	Payee Organization (if different from Grantee Organization)	
The Greater Philadelphia Urban Affairs Coalition Philadelphia, PA) <i>For The Big Picture initiative to provide advanced mural arts workshops for youth</i>	20000082	06/13/2000	\$100,000.00		
	Payments Made.	<u>Date</u> 7/27/01	<u>Amount</u> \$50,000 00	<u>Fund</u> Philadelphia	<u>Check #</u> 12388
Gulfport Chamber of Commerce Gulfport, MS) <i>For a tree preservation program</i>	20010077	06/12/2001	\$12,000 00		
	Payments Made.	<u>Date</u> 5/3/01	<u>Amount</u> \$12,000 00	<u>Fund</u> Biloxi	<u>Check #</u> 12207
Habitat for Humanity of Greater Miami Miami, FL) <i>To build 10 houses in Overtown</i>	20010110	06/11/2001	\$600,000.00		
	Payments Made	<u>Date</u> 6/11/01	<u>Amount</u> \$300,000 00	<u>Fund</u> Anniversary Fund	<u>Check #</u> 12331
Hearth Connection Minneapolis, MN) <i>For a pilot project in Ramsey County to create a system to provide and finance case management, support services and housing for homeless individuals with chronic mental illness, substance abuse and/or HIV/AIDS</i>	20000308	12/05/2000	\$325,000 00		
	Payments Made.	<u>Date</u> 10/29/01	<u>Amount</u> \$50,000.00	<u>Fund</u> St Paul	<u>Check #</u> 12534
		10/29/01	\$50,000 00	Community Initiatives National	12534

Organization Project Title	Reference Number	Board Date	Grant Amount	Payee Organization (if different from Grantee Organization)
Henry Ford Community College Foundation Dearborn, MI) <i>For faculty professional development on the use of technology for instruction adapting the Champions model developed by San Jose State University</i>	9900274	12/07/1999	\$100,000 00	
	Payments Made	<u>Date</u> 5/24/01 5/24/01 5/24/01	<u>Amount</u> \$34,000 00 \$33,000 00 \$33,000 00	<u>Fund</u> Detroit Detroit Detroit
				<u>Check #</u> 12223 12223 12223
Holocaust Documentation and Education Center Miami, FL.) <i>For Visas for Life The Righteous and Honorable Diplomats, an exhibit highlighting diplomats from 26 countries who rescued individuals during the Holocaust</i>	20010131	06/11/2001	\$43,500 00	
	Payments Made	<u>Date</u> 6/11/01	<u>Amount</u> \$43,500 00	<u>Fund</u> Miami
				<u>Check #</u> 12332
Hope Center Lexington, KY) <i>For a long-term recovery, life skills training and employment assistance program for women</i>	20010194	06/12/2001	\$200,000 00	
	Payments Made	<u>Date</u> 6/1/01	<u>Amount</u> \$100,000 00	<u>Fund</u> Lexington
				<u>Check #</u> 12274
Hospice of the Bluegrass Lexington, KY) <i>For a library in the new Bluegrass Center for Grief Education & Counseling</i>	20010192	06/12/2001	\$46,750 00	
	Payments Made	<u>Date</u> 6/1/01	<u>Amount</u> \$46,750 00	<u>Fund</u> Lexington
				<u>Check #</u> 12275

Organization Project Title	Reference Number	Board Date	Grant Amount	Payee Organization (if different from Grantee Organization)		
HP Devco Highland Park, MI) <i>For phase I of a new housing initiative in Highland Park</i>	20010048	03/13/2001	\$75,000 00			
	Payments Made	<u>Date</u> 3/15/01	<u>Amount</u> \$75,000 00	<u>Fund</u> Detroit		<u>Check #</u> 12130
Human Services Coalition of Dade County Miami, FL) <i>For a community leadership institute and collaborative neighborhood planning efforts</i>	20010159	06/11/2001	\$120,000 00			
	Payments Made	<u>Date</u> 6/11/01	<u>Amount</u> \$60,000 00	<u>Fund</u> Miami		<u>Check #</u> 12333
I Have A Dream Foundation of Boulder County Boulder, CO) <i>To match an AmeriCorps grant to provide academic and cultural activities for at-risk youth at four after-school centers</i>	20000202	09/10/2000	\$105,000 00			
	Payments Made.	<u>Date</u> 10/29/01	<u>Amount</u> \$35,000 00	<u>Fund</u> Boulder		<u>Check #</u> 12494
Indiana Institute of Technology Fort Wayne, IN) <i>For the renovation of the McMillan Library and Dana Engineering Center</i>	20000007	03/14/2000	\$100,000 00			
	Payments Made.	<u>Date</u> 3/29/01	<u>Amount</u> \$33,000 00	<u>Fund</u> Fort Wayne		<u>Check #</u> 12183
Info Line Incorporated Akron, OH) <i>For start-up costs for a 211 telephone information and referral call center</i>	20010193	06/12/2001	\$100,000 00			
	Payments Made.	<u>Date</u> 6/1/01	<u>Amount</u> \$100,000 00	<u>Fund</u> Akron		<u>Check #</u> 12276

Organization Project Title	Reference Number	Board Date	Grant Amount	Payee Organization (if different from Grantee Organization)
Informed Families Miami, FL) <i>To remodel two floors of the agency's existing facility to house a distance learning center</i>	20010181	06/11/2001	\$160,000 00	
	Payments Made	<u>Date</u> 6/11/01	<u>Amount</u> \$160,000.00	<u>Fund</u> Miami
				<u>Check #</u> 12334
International Institute of Metropolitan Detroit Detroit, MI) <i>For a partial challenge grant to teach ethnic dancing to middle school students and for ethnic cultural activities in schools and at other public venues, as part of the Roots and Wings Legacy Program</i>	20010166	06/12/2001	\$100,000 00	
	Payments Made:	<u>Date</u> 6/1/01	<u>Amount</u> \$50,000 00	<u>Fund</u> Detroit
				<u>Check #</u> 12278
The James K. Batten Black Executive Forum Miami, FL) <i>To develop and implement a strategy to sustain the organization's programs</i>	20000330	12/05/2000	\$342,350 00	
	Payments Made	<u>Date</u> 11/5/01	<u>Amount</u> \$42,350.00	<u>Fund</u> Miami
				<u>Check #</u> 12545
Jewish Community Services of South Florida North Miami, FL) <i>For a communications system with links to more than 85 programs operated through the merger of three social services agencies</i>	20010211	06/11/2001	\$100,000 00	
	Payments Made.	<u>Date</u> 6/11/01	<u>Amount</u> \$100,000.00	<u>Fund</u> Miami
				<u>Check #</u> 12335

Organization Project Title	Reference Number	Board Date	Grant Amount	Payee Organization (if different from Grantee Organization)		
Jewish Employment and Vocational Service Philadelphia, PA) <i>For support services and incentives to remove barriers to completion of training programs for welfare recipients enrolled in welfare-to-work programs</i>	20010081	06/12/2001	\$54,550 00			
	Payments Made	<u>Date</u> 5/3/01	<u>Amount</u> \$54,550 00	<u>Fund</u> Philadelphia	<u>Check #</u> 12208	
John Gilmore Riley Center/Museum for African-American History and Culture Tallahassee, FL) <i>For a partial challenge grant for an endowment campaign</i>	20010014	03/13/2001	\$150,000.00			
	Payments Made	<u>Date</u> 3/15/01 7/27/01	<u>Amount</u> \$50,000 00 \$50,000.00	<u>Fund</u> Tallahassee Tallahassee	<u>Check #</u> 12135 12385	
Johnson C. Smith University Charlotte, NC) <i>For a renovation project of Biddle Memorial Hall</i>	20000158	09/10/2000	\$200,000.00			
	Payments Made	<u>Date</u> 10/29/01	<u>Amount</u> \$50,000 00	<u>Fund</u> Charlotte	<u>Check #</u> 12530	
Jubilate Miami, FL) <i>For the Jubilate Arts Preparatory Academy</i>	20010140	06/11/2001	\$50,000 00			
	Payments Made	<u>Date</u> 6/11/01	<u>Amount</u> \$25,000 00	<u>Fund</u> Miami	<u>Check #</u> 12336	

Organization Project Title	Reference Number	Board Date	Grant Amount	Payee Organization (if different from Grantee Organization)
Junior Achievement Fort Wayne, IN) <i>For Exchange City, a hands-on economics and entrepreneurship learning program serving 5th- and 6th-grade students</i>	20010162	06/12/2001	\$50,000.00	
	Payments Made:	<u>Date</u> 6/1/01	<u>Amount</u> \$50,000.00	<u>Fund</u> Fort Wayne <u>Check #</u> 12279
Junior League of Manatee County Bradenton, FL) <i>For renovations to establish a child-care center in a public housing project</i>	96-42	03/19/1996	\$0 00	
	Payments Made	<u>Date</u> 5/7/01	<u>Amount</u> -\$20,000 00	<u>Fund</u> Bradenton <u>Check #</u> 1209
Kids Voting Minnesota Duluth, MN) <i>For a partial challenge grant to expand activities into St. Paul and Ramsey County</i>	9900027	03/16/1999	\$45,000 00	
	Payments Made	<u>Date</u> 3/1/01	<u>Amount</u> \$25,000 00	<u>Fund</u> St Paul <u>Check #</u> 12102
Kids Voting South Dakota Aberdeen, SD) <i>For a challenge grant to support civic engagement workshops for students and teachers</i>	20010176	06/12/2001	\$17,500 00	
	Payments Made.	<u>Date</u> 9/25/01	<u>Amount</u> \$17,500 00	<u>Fund</u> Aberdeen <u>Check #</u> 12454
L. Frank Baum Oz Festival Aberdeen, ND) <i>For Native American programs at the 2001 Oz Festival-The Dakota Heritage</i>	20010188	06/12/2001	\$10,000 00	
	Payments Made	<u>Date</u> 6/1/01	<u>Amount</u> \$10,000.00	<u>Fund</u> Aberdeen <u>Check #</u> 12280

Organization Project Title	Reference Number	Board Date	Grant Amount	Payee Organization (if different from Grantee Organization)		
The Latin Quarter Cultural Center of Miami Miami, FL.) <i>For a partial challenge grant to purchase a facility to provide centralized arts education programs to underprivileged children and their families in the historic Little Havana area, and for programming costs over two years</i>	20010087	06/11/2001	\$300,000 00			
	Payments Made	<u>Date</u> 6/11/01	<u>Amount</u> \$200,000 00	<u>Fund</u> Anniversary Fund	<u>Check #</u> 12337	
Lexington Habitat for Humanity Lexington, KY) <i>To purchase and renovate a facility for offices, warehouses, resale store and homeowner training center</i>	20010195	06/12/2001	\$46,750 00			
	Payments Made	<u>Date</u> 6/1/01	<u>Amount</u> \$46,750 00	<u>Fund</u> Lexington	<u>Check #</u> 12273	
Libraries for the Future New York, NY) <i>To help local libraries collaborate to improve access to information through youth, family, and community development programs in Detroit St Paul, San Jose and Myrtle Beach</i>	9900181	09/13/1999	\$630,500 00			
	Payments Made	<u>Date</u> 9/25/01	<u>Amount</u> \$86,000.00	<u>Fund</u> Detroit	<u>Check #</u> 12475	
		9/25/01	\$11,250.00	Myrtle Beach	12475	
		9/25/01	\$24,000 00	San Jose	12475	
		9/25/01	\$27,500 00	St Paul	12475	
		9/25/01	\$67,750 00	Community Initiatives National	12475	
Lifetrack Resources St Paul, MN) <i>To use home visitation to encourage participation in the Minnesota Family Investment Program</i>	20010141	06/12/2001	\$25,000 00			
	Payments Made	<u>Date</u> 6/1/01	<u>Amount</u> \$25,000 00	<u>Fund</u> St Paul	<u>Check #</u> 12281	

Organization Project Title	Reference Number	Board Date	Grant Amount	Payee Organization (if different from Grantee Organization)
Little River Medical Center North Myrtle Beach, SC) <i>To expand health and dental care programs for the homeless of Horry County</i>	20010240	09/11/2001	\$75,000 00	
	Payments Made:	<u>Date</u> 8/1/01	<u>Amount</u> \$35,000 00	<u>Fund</u> Myrtle Beach
				<u>Check #</u> 12419
The Little Theatre of Charlotte Charlotte, NC) <i>For a partial challenge grant for renovations and construction of new dressing rooms, a green room and costume/set design shop</i>	20000297	12/05/2000	\$50,000.00	
	Payments Made:	<u>Date</u> 10/29/01	<u>Amount</u> \$25,000 00	<u>Fund</u> Charlotte
				<u>Check #</u> 12528
Local Initiatives Support Corporation New York, NY) <i>To strengthen Over town's community development system and support the work of local community development corporations and other community-based organizations</i>	20010119	06/11/2001	\$2,000,000 00	
	Payments Made:	<u>Date</u> 6/11/01	<u>Amount</u> \$1,200,000 00	<u>Fund</u> Anniversary Fund
				<u>Check #</u> 12338
Long Beach Community College District Long Beach, CA) <i>To expand the Good Beginnings Never End initiative, an effort to improve the quality of home-based child-care provulers in the 90806 ZIP code</i>	20010291	12/04/2001	\$250,000 00	
	Payments Made:	<u>Date</u> 12/6/01	<u>Amount</u> \$84,000.00	<u>Fund</u> Long Beach
				<u>Check #</u> 12569

Organization Project Title	Reference Number	Board Date	Grant Amount	Payee Organization (if different from Grantee Organization)
The Lynnwood Foundation Charlotte, NC) <i>For a comprehensive report and functioning database of the school readiness effort in Charlotte</i>	20010286	12/04/2001	\$30,000 00	
	Payments Made:	<u>Date</u> 12/6/01	<u>Amount</u> \$30,000 00	<u>Fund</u> Charlotte
				<u>Check #</u> 12570
Macomb County Child Advocacy Center/Care House Mt Clemens, MI) <i>To expand a forensic medical examination program serving physically and sexually abused children</i>	20010210	06/12/2001	\$25,000 00	
	Payments Made:	<u>Date</u> 6/1/01	<u>Amount</u> \$25,000 00	<u>Fund</u> Detroit
				<u>Check #</u> 12282
Macon Arts Alliance Macon, GA) <i>To expand the Arts Infusion program into five additional schools in Bibb County, in collaboration with MidSummer Macon</i>	20000127	06/13/2000	\$45,000 00	
	Payments Made	<u>Date</u> 10/4/01	<u>Amount</u> \$25,000 00	<u>Fund</u> Macon
				<u>Check #</u> 12465
Magical Theatre Company Barberton, OH) <i>For an endowment campaign</i>	20000148	06/12/2000	\$50,000 00	Akron Community Foundation
	Payments Made	<u>Date</u> 3/1/01	<u>Amount</u> \$50,000 00	<u>Fund</u> Akron
				<u>Check #</u> 12097

Organization Project Title	Reference Number	Board Date	Grant Amount	Payee Organization (if different from Grantee Organization)
Marshall School Duluth, MN) <i>To renovate a science facility to be used by Marshall School students and the Duluth community</i>	20010149	06/12/2001	\$20,000 00	
	Payments Made	<u>Date</u> 6/1/01	<u>Amount</u> \$20,000 00	<u>Fund</u> Duluth
				<u>Check #</u> 12283
Marygrove College Detroit, MI) <i>For a challenge grant for a series of collaborative arts programs with high schools in northwest Detroit</i>	20000331	12/05/2000	\$100,000 00	
	Payments Made	<u>Date</u> 4/23/01	<u>Amount</u> \$100,000 00	<u>Fund</u> Detroit
				<u>Check #</u> 12197
Meadow Brook Performing Arts Rochester, MI) <i>To support From Page to Stage, a theater arts training program for high school students</i>	20010209	06/12/2001	\$50,000 00	
	Payments Made	<u>Date</u> 6/1/01	<u>Amount</u> \$50,000 00	<u>Fund</u> Detroit
				<u>Check #</u> 12284
Mental Health Association of Mecklenburg County Charlotte, NC) <i>To expand Summoning the Village, a violence prevention program for middle schools, as part of the Youth Violence Prevention/Youth Development Initiative</i>	20000363	12/05/2000	\$624,500 00	
	Payments Made	<u>Date</u> 10/29/01	<u>Amount</u> \$80,850 00	<u>Fund</u> Community Initiatives National
		10/29/01	\$123,350 00	Charlotte
				<u>Check #</u> 12538 12538

Organization Project Title	Reference Number	Board Date	Grant Amount	Payee Organization (if different from Grantee Organization)		
The Mental Health Center of Boulder County Boulder, CO) <i>For start-up costs of Families and Schools Together in three Boulder County schools, as part of the Youth Violence Prevention/Youth Development Initiative</i>	20010030	03/13/2001	\$150,000 00			
	Payments Made	<u>Date</u> 3/15/01 3/15/01	<u>Amount</u> \$20,000 00 \$30,000 00	<u>Fund</u> Boulder Community Initiatives National	<u>Check #</u> 12137 12137	
The Methodist Hospitals Gary, IN) <i>To expand the Gary Reading Council</i>	20010272	09/11/2001	\$57,000 00			
	Payments Made	<u>Date</u> 9/13/01	<u>Amount</u> \$57,000 00	<u>Fund</u> Gary	<u>Check #</u> 12448	
Metropolitan Dade County Miami, FL) <i>To implement High Five Miami, a program that develops and nurtures new arts audiences among young people</i>	20010128	06/11/2001	\$150,000 00			
	Payments Made	<u>Date</u> 6/11/01	<u>Amount</u> \$75,000 00	<u>Fund</u> Miami	<u>Check #</u> 12339	
Mexican American Community Services Agency San Jose, CA) <i>To expand the Street Reach Project, a gang intervention program, as part of the Youth Violence Prevention/Youth Development Initiative</i>	9800257	12/08/1998	\$630,000 00			
	Payments Made	<u>Date</u> 9/25/01 5/24/01	<u>Amount</u> \$75,000.00 \$145,000.00	<u>Fund</u> San Jose San Jose	<u>Check #</u> 12465 12235	

Organization Project Title	Reference Number	Board Date	Grant Amount	Payee Organization (if different from Grantee Organization)	
Mexican American Legal Defense and Educational Fund Los Angeles, CA) <i>To launch a parent involvement program in San Jose</i>	20010214	06/12/2001	\$150,000.00		
	Payments Made:	<u>Date</u> 6/1/01	<u>Amount</u> \$50,000 00	<u>Fund</u> San Jose	<u>Check #</u> 12285
Miami Art Museum of Dade County Association Miami, FL) <i>To implement a strategic plan and institutional capacity-building initiatives for future expansion</i>	20010104	06/11/2001	\$100,000.00		
	Payments Made:	<u>Date</u> 6/11/01	<u>Amount</u> \$100,000 00	<u>Fund</u> Anniversary Fund	<u>Check #</u> 12340
Miami Children's Museum Miami, FL) <i>For a capital and endowment campaign for a new 53,000-square-foot facility on Watson Island, targeting 0 - 12 year-olds</i>	20010105	06/11/2001	\$1,000,000 00		
	Payments Made	<u>Date</u> 6/11/01	<u>Amount</u> \$500,000 00	<u>Fund</u> Anniversary Fund	<u>Check #</u> 12341
		6/11/01	\$500,000 00	Anniversary Fund	12341
The Miami Coalition for a Safe and Drug-Free Community Coral Gables, FL) <i>For a communitywide education program on "Club Drugs"</i>	20010129	06/11/2001	\$150,000 00		
	Payments Made:	<u>Date</u> 6/11/01	<u>Amount</u> \$75,000 00	<u>Fund</u> Miami	<u>Check #</u> 12342

Organization Project Title	Reference Number	Board Date	Grant Amount	Payee Organization (if different from Grantee Organization)
Miami Light Project Miami, FL) <i>For a partial challenge grant for the Light Box/Out of the Box Initiative to expand outreach and educational programs targeting underserved communities and young audiences</i>	20000113	06/13/2000	\$100,000 00	
	Payments Made:	<u>Date</u> 8/9/01 8/9/01	<u>Amount</u> \$12,500 00 \$12,500 00	<u>Fund</u> Miami Arts & Culture
				<u>Check #</u> 12406 124
Miami Rescue Mission Miami, FL) <i>For a capital campaign to build a community activity center to house programs addressing homelessness and drug abuse among at-risk youth</i>	20000247	09/10/2000	\$300,000 00	
	Payments Made	<u>Date</u> 11/5/01	<u>Amount</u> \$100,000 00	<u>Fund</u> Miami
				<u>Check #</u> 12546
Miami Rescue Mission Miami, FL) <i>To expand a residential facility in Hollywood for homeless women and their children</i>	20010097	06/11/2001	\$300,000 00	
	Payments Made:	<u>Date</u> 10/29/01	<u>Amount</u> \$200,000.00	<u>Fund</u> Anniversary Fund
				<u>Check #</u> 12523

Organization Project Title	Reference Number	Board Date	Grant Amount	Payee Organization (if different from Grantee Organization)
Miami-Dade Community College Miami, FL) <i>For the planning phase of a partnership between Miami-Dade Community College, the Arttime Theater and the Black Archives/Lyric Theater that would serve as a vehicle for building cultural bridges between Miami's Little Havana and Overtown communities as par</i>	20010096	06/11/2001	\$160,000 00	
	Payments Made	<u>Date</u> 6/11/01	<u>Amount</u> \$160,000 00	<u>Fund</u> Anniversary Fund
				<u>Check #</u> 12342
Miami-Dade Community College Miami, FL) <i>To endow the Florida Center for the Literary Arts at the college's Wolfson campus in downtown Miami, to promote and advance the literary arts in all forms</i>	20010072	06/11/2001	\$750,000 00	
	Payments Made.	<u>Date</u> 7/27/01	<u>Amount</u> \$750,000 00	<u>Fund</u> Anniversary Fund
				<u>Check #</u> 12399
Miami-Dade County Public Schools Miami, FL) <i>To develop with neighborhood organizations an integrated program of work-related family literacy to improve student achievement in four low-performing schools</i>	20000129	06/13/2000	\$553,000 00	
	Payments Made	<u>Date</u> 10/29/01	<u>Amount</u> \$138,500 00	<u>Fund</u> Miami
		10/29/01	\$138,500 00	Education
				<u>Check #</u> 12522 12522
Michigan Institute for Nonviolence Education Detroit, MI) <i>For a partial challenge grant to implement an entrepreneurial training program for youth from Detroit's Empowerment Zone, as part of the Youth Violence Prevention/Youth Development Initiative</i>	20010026	03/13/2001	\$550,000 00	
	Payments Made.	<u>Date</u> 3/15/01	<u>Amount</u> \$50,000 00	<u>Fund</u> Detroit
		3/15/01	\$50,000 00	Community Initiatives National
		10/29/01	\$50,000 00	Detroit
		10/29/01	\$50,000 00	Community Initiatives National
				<u>Check #</u> 12138 12138 12505 12505

Organization Project Title	Reference Number	Board Date	Grant Amount	Payee Organization (if different from Grantee Organization)
MidSummer Macon Macon, GA) <i>To provide arts camp scholarships for Bibb County school children, in collaboration with Macon Arts Alliance</i>	20000130	06/13/2000	\$45,000 00	
	Payments Made	<u>Date</u> 6/25/01	<u>Amount</u> \$25,000.00	<u>Fund</u> Macon <u>Check #</u> 12376
Migrant Association of South Florida Boynton Beach, FL) <i>To expand the Homework Assistance Program for migrant children</i>	20010085	06/12/2001	\$20,000 00	
	Payments Made:	<u>Date</u> 5/3/01	<u>Amount</u> \$20,000 00	<u>Fund</u> Boca Raton <u>Check #</u> 12209
Minnesota Book and Literary Arts Building Minneapolis, MN) <i>To create, Open Book, a regional literary center with a commercial bookstore and cafe, and for programming expenses</i>	20010056	03/13/2001	\$100,000 00	
	Payments Made.	<u>Date</u> 3/15/01	<u>Amount</u> \$50,000 00	<u>Fund</u> St Paul <u>Check #</u> 12139
		3/15/01	\$50,000.00	St Paul 12139
Minnesota Humanities Commission St Paul, MN) <i>To implement the Core Knowledge curriculum in six urban schools in St Paul</i>	20010216	06/12/2001	\$160,000 00	
	Payments Made	<u>Date</u> 6/1/01	<u>Amount</u> \$80,000.00	<u>Fund</u> St Paul <u>Check #</u> 12286
Montalvo Association Saraloga, CA) <i>To construct 10 artist-in-residence cottages and a community building</i>	20010016	03/13/2001	\$150,000.00	
	Payments Made.	<u>Date</u> 3/15/01	<u>Amount</u> \$75,000.00	<u>Fund</u> San Jose <u>Check #</u> 12140

Organization Project Title	Reference Number	Board Date	Grant Amount	Payee Organization (if different from Grantee Organization)		
Mosaic Youth Theater of Detroit Detroit, MI) <i>For a partial challenge grant for the Youth Ensemble Training Program providing free comprehensive performing arts training to Detroit area youth ages 12-20</i>	9900229	12/07/1999	\$50,000 00			
	Payments Made	<u>Date</u> 7/27/01	<u>Amount</u> \$25,000 00	<u>Fund</u> Detroit	<u>Check #</u> 12394	
Mother Mary School Phenix City, AL) <i>To start a community day care center for low-income and underserved families as part of a larger capital campaign</i>	20000087	06/13/2000	\$225,000 00			
	Payments Made	<u>Date</u> 7/27/01	<u>Amount</u> \$75,000 00	<u>Fund</u> Columbus	<u>Check #</u> 12398	
Mum Puppettheatre Philadelphia, PA) <i>For a partial challenge grant to expand an artist-in-residence program at public schools in the Philadelphia metropolitan area</i>	20000036	03/14/2000	\$50,000 00			
	Payments Made	<u>Date</u> 5/24/01	<u>Amount</u> \$20,000 00	<u>Fund</u> Philadelphia	<u>Check #</u> 12236	
Museum of Art Fort Lauderdale, FL.) <i>To establish a satellite school in partnership with the School Board of Broward County</i>	20000100	06/13/2000	\$75,000 00			
	Payments Made	<u>Date</u> 5/24/01	<u>Amount</u> \$37,500 00	<u>Fund</u> Miami	<u>Check #</u> 12237	

Organization Project Title	Reference Number	Board Date	Grant Amount	Payee Organization (if different from Grantee Organization)		
The National Conference for Community and Justice New York, NY) <i>For the Lexington Youth Leadership Institute, as part of the Youth Violence Prevention/Youth Development Initiative</i>	20010031	03/13/2001	\$250,000 00			
	Payments Made	<u>Date</u> 3/15/01 3/15/01	<u>Amount</u> \$62,500 00 \$62,500 00	<u>Fund</u> Lexington Community Initiatives National	<u>Check #</u> 12141 12141	
The National Conference for Community and Justice New York, NY) <i>To implement SAFE PASSAGES, a program that uses volunteers to improve the safety of Detroit middle and high students walking to and from school</i>	20000135	06/13/2000	\$112,000 00			
	Payments Made	<u>Date</u> 5/24/01	<u>Amount</u> \$56,000 00	<u>Fund</u> Detroit	<u>Check #</u> 12224	
The National Conference for Community and Justice New York, NY) <i>To expand Camp Anytown USA, a program to reduce conflict and violence in American schools</i>	20010144	06/12/2001	\$40,000.00			
	Payments Made	<u>Date</u> 6/1/01	<u>Amount</u> \$40,000 00	<u>Fund</u> San Jose	<u>Check #</u> 12287	
National Congress for Community Economic Development Washington, DC) <i>To increase the capacity of community development organizations in Detroit and Gary</i>	20000095	06/13/2000	\$140,000.00			
	Payments Made	<u>Date</u> 7/27/01 7/27/01	<u>Amount</u> \$25,000.00 \$12,500.00	<u>Fund</u> Detroit Gary	<u>Check #</u> 12401 12401	

Organization Project Title	Reference Number	Board Date	Grant Amount	Payee Organization (if different from Grantee Organization)	
Neighborhood Development Center St. Paul, MN) <i>To expand entrepreneur training, lending and technical assistance programs in St Paul</i>	9900239	12/07/1999	\$105,000 00		
	Payments Made.	<u>Date</u> 10/29/01	<u>Amount</u> \$10,000 00	<u>Fund</u> St Paul	<u>Check #</u> 12511
New American Schools Arlington, VA) <i>For Co-NECT Schools to introduce the Kids 'n Salsa program in 15 South Florida public schools</i>	20000038	03/14/2000	\$85,000 00		
	Payments Made	<u>Date</u> 3/29/01	<u>Amount</u> \$42,500 00	<u>Fund</u> Miami	<u>Check #</u> 12178
New Century Lexington Lexington, KY) <i>For The Community Liveability Report, a community indicators project</i>	20010222	06/12/2001	\$20,000 00		
	Payments Made	<u>Date</u> 6/1/01	<u>Amount</u> \$20,000 00	<u>Fund</u> Lexington	<u>Check #</u> 12288
New Theater Coral Gables, FL.) <i>For marketing and institutional development</i>	20010139	06/11/2001	\$75,000 00		
	Payments Made	<u>Date</u> 6/11/01	<u>Amount</u> \$75,000 00	<u>Fund</u> Miami	<u>Check #</u> 12344
Northeast Council of Governments Aberdeen, SD) <i>For business training programs for low-income individuals, single parents and minorities</i>	20000204	09/10/2000	\$50,000 00		
	Payments Made.	<u>Date</u> 10/4/01	<u>Amount</u> \$19,500 00	<u>Fund</u> Aberdeen	<u>Check #</u> 12483

Organization Project Title	Reference Number	Board Date	Grant Amount	Payee Organization (if different from Grantee Organization)		
Northern State University Aberdeen, SD) <i>For the salary of a volunteer coordinator for the Volunteer Service Clearinghouse</i>	20010203	06/12/2001	\$32,000.00			
	Payments Made:	<u>Date</u> 6/1/01	<u>Amount</u> \$32,000 00	<u>Fund</u> Aberdeen	<u>Check #</u> 12289	
Northwest Indiana Quality of Life Council Gary, IN) <i>For a communitywide public awareness initiative and consensus-building campaign that addresses quality of life issues in Northwest Indiana</i>	20010230	09/11/2001	\$27,000 00			
	Payments Made	<u>Date</u> 6/15/01	<u>Amount</u> \$27,000 00	<u>Fund</u> Gary	<u>Check #</u> 12368	
Northwood Children's Services Duluth, MN) <i>To construct an educational facility for troubled and learning-disabled children</i>	20010044	03/13/2001	\$50,000 00			
	Payments Made	<u>Date</u> 3/15/01	<u>Amount</u> \$50,000 00	<u>Fund</u> Duluth	<u>Check #</u> 12143	
Nova Southeastern University Fort Lauderdale, FL) <i>For an information literacy training program for youth and adults in Broward County, affording residents full advantage of the university's new Library, Research and Technology Center</i>	20010084	06/11/2001	\$250,000 00			
	Payments Made.	<u>Date</u> 6/11/01	<u>Amount</u> \$50,000 00	<u>Fund</u> Miami	<u>Check #</u> 12345	

Organization Project Title	Reference Number	Board Date	Grant Amount	Payee Organization (if different from Grantee Organization)		
Oakland Literacy Council Pontiac, MI) <i>For a partial challenge grant to develop and implement the Reading Seeds family literacy program</i>	9800204	12/08/1998	\$57,750 00			
	Payments Made	<u>Date</u> 3/1/01	<u>Amount</u> \$8,250 00	<u>Fund</u> Detroit		<u>Check #</u> 12104
Ohr-O'Keefe Museum of Art Biloxi, MS) <i>To develop the African-American Gallery, an outdoor ArtWalk and renovate the Pleasant Reed House as part of a capital campaign to build the Ohr-O'Keefe Museum of Art</i>	9900080	06/15/1999	\$500,000 00			
	Payments Made	<u>Date</u> 10/29/01	<u>Amount</u> \$75,000 00	<u>Fund</u> Biloxi		<u>Check #</u> 12509
		10/29/01	\$75,000 00	Arts & Culture		12509
One Community One Goal Miami, FL) <i>To develop and maintain a web site to promote information technology and e-Business industries in the region, match skilled applicants to industry needs and promote South Florida as a competitive high technology center</i>	20010151	06/11/2001	\$125,000 00			
	Payments Made	<u>Date</u> 6/11/01	<u>Amount</u> \$75,000 00	<u>Fund</u> Miami		<u>Check #</u> 12346
Opera Company of Philadelphia Philadelphia, PA) <i>To increase the opera's fund-raising capacity in anticipation of a move to the Academy of Music</i>	20010017	03/13/2001	\$100,000 00			
	Payments Made	<u>Date</u> 3/15/01	<u>Amount</u> \$100,000 00	<u>Fund</u> Philadelphia		<u>Check #</u> 12144

Organization Project Title	Reference Number	Board Date	Grant Amount	Payee Organization (if different from Grantee Organization)
PACE Center for Girls Tallahassee, FL) <i>To establish a computer-assisted basic skills program to increase the academic success rate of girls who are two to four years behind standard grade levels</i>	20010045	03/13/2001	\$48,700 00	
	Payments Made	<u>Date</u> 3/15/01	<u>Amount</u> \$48,700 00	<u>Fund</u> Community Initiatives Reserve <u>Check #</u> 12145
Palmetto Youth Center Palmetto, FL) <i>For Phase II renovations of the youth center's facilities and athletic complex</i>	20010093	06/12/2001	\$75,000.00	
	Payments Made	<u>Date</u> 5/3/01	<u>Amount</u> \$75,000 00	<u>Fund</u> Bradenton <u>Check #</u> 12210
People Acting in Community Together San Jose, CA) <i>To recruit and train parents to become actively involved in four low-achieving elementary schools in San Jose</i>	20010215	06/12/2001	\$90,000 00	
	Payments Made	<u>Date</u> 6/1/01	<u>Amount</u> \$30,000 00	<u>Fund</u> San Jose <u>Check #</u> 12291
Performing Arts Center Foundation of Greater Miami Miami FL) <i>For the capital campaign to construct a multi-use performing arts facility and to create an operating endowment</i>	9500149	09/15/1995	\$2,500,000.00	
	Payments Made	<u>Date</u> 2/12/01	<u>Amount</u> \$10,332 34	<u>Fund</u> Arts & Culture <u>Check #</u> 12089
		2/12/01	\$250,000 00	Miami STOCK
		2/12/01	\$239,667.66	Arts & Culture STOCK

Organization Project Title	Reference Number	Board Date	Grant Amount	Payee Organization (if different from Grantee Organization)
-------------------------------	---------------------	---------------	-----------------	--

Performing Arts Center Trust
Miami, FL)
For a comprehensive assessment of the readiness of the Performing Arts Center and its five resident companies to move into the new performing arts center, development of transition stabilization strategies and the creation of an implementation fund

20010126 06/11/2001 \$1,500,000 00

Payments Made.	<u>Date</u> 6/11/01	<u>Amount</u> \$500,000 00	<u>Fund</u> Anniversary Fund	<u>Check #</u> 12347
----------------	------------------------	-------------------------------	---------------------------------	-------------------------

Philabundance
Philadelphia, PA)
To train former welfare recipients to work in the food service industry

20010082 06/12/2001 \$60,000 00

Payments Made	<u>Date</u> 5/3/01	<u>Amount</u> \$60,000.00	<u>Fund</u> Philadelphia	<u>Check #</u> 12211
---------------	-----------------------	------------------------------	-----------------------------	-------------------------

Philadelphia Festival of the Arts
Philadelphia, PA)
For the 2001 Marian Anderson Award and its related programs

20010196 06/12/2001 \$40,000 00

Payments Made	<u>Date</u> 6/1/01	<u>Amount</u> \$40,000 00	<u>Fund</u> Philadelphia	<u>Check #</u> 12292
---------------	-----------------------	------------------------------	-----------------------------	-------------------------

Philadelphia Geriatric Center
Jenkintown, PA)
To publicize the Counseling for Caregivers program

20010163 06/12/2001 \$30,000 00

Payments Made.	<u>Date</u> 6/1/01	<u>Amount</u> \$30,000 00	<u>Fund</u> Philadelphia	<u>Check #</u> 12293
----------------	-----------------------	------------------------------	-----------------------------	-------------------------

Organization Project Title	Reference Number	Board Date	Grant Amount	Payee Organization (if different from Grantee Organization)		
Philadelphia Health Management Corporation Philadelphia, PA) <i>To promote parent involvement as a strategy to prevent youth violence through community-based Peacemaker projects, as part of the Youth Violence Prevention/Youth Development Initiative</i>	9800260	12/08/1998	\$690,000 00			
	Payments Made	<u>Date</u>	<u>Amount</u>	<u>Fund</u>	<u>Check #</u>	
		10/29/01	\$90,000 00	Community Initiatives National	12490	
		5/24/01	\$132,500 00	Philadelphia	1223	
		5/24/01	\$42,500 00	Community Initiatives National	12239	
Philadelphia High School Academies Philadelphia, PA) <i>To expand the Middle Grades Project by developing an urban teaching career focus</i>	20010143	06/12/2001	\$170,000.00			
	Payments Made	<u>Date</u>	<u>Amount</u>	<u>Fund</u>	<u>Check #</u>	
		6/1/01	\$60,000.00	Philadelphia	12294	
The Philadelphia Orchestra Association Philadelphia, PA) <i>To expand outreach efforts through neighborhood concerts and a series of short programs in the concert hall</i>	20010167	06/12/2001	\$100,000 00			
	Payments Made.	<u>Date</u>	<u>Amount</u>	<u>Fund</u>	<u>Check #</u>	
		6/1/01	\$100,000 00	Philadelphia	12295	
Philadelphia Physicians for Social Responsibility Philadelphia, PA) <i>To expand Peaceful Posse for Girls, a program dedicated to interrupting the cycle of violence among children in distressed neighborhoods</i>	20010142	06/12/2001	\$56,300 00			
	Payments Made	<u>Date</u>	<u>Amount</u>	<u>Fund</u>	<u>Check #</u>	
		6/1/01	\$56,300 00	Philadelphia	12296	

Organization Project Title	Reference Number	Board Date	Grant Amount	Payee Organization (if different from Grantee Organization)
Philadelphia Theatre Company Philadelphia, PA) <i>To expand community outreach programs</i>	20010137	06/12/2001	\$25,000 00	
	Payments Made:	<u>Date</u> 6/1/01	<u>Amount</u> \$25,000.00	<u>Fund</u> Philadelphia <u>Check #</u> 12297
Philadelphia Youth Tennis Philadelphia, PA) <i>To build a new Arthur Ashe Youth Tennis Center, a multipurpose recreational facility for underserved and minority youth</i>	20010161	06/12/2001	\$150,000.00	
	Payments Made:	<u>Date</u> 6/1/01	<u>Amount</u> \$50,000 00	<u>Fund</u> Philadelphia <u>Check #</u> 12298
Philadelphians Concerned About Housing Philadelphia, PA) <i>For Project SET, an education assistance program</i>	20010054	03/13/2001	\$120,000 00	
	Payments Made	<u>Date</u> 3/15/01	<u>Amount</u> \$40,000 00	<u>Fund</u> Philadelphia <u>Check #</u> 12147
Please Touch Museum Philadelphia, PA) <i>To relocate the museum's permanent home to a waterfront space and to develop new interactive exhibits</i>	20000313	12/05/2000	\$750,000 00	
	Payments Made	<u>Date</u> 2/1/01	<u>Amount</u> \$250,000 00	<u>Fund</u> Philadelphia <u>Check #</u> 12075
Plowshares Theatre Company Detroit, MI) <i>For a partial challenge grant to expand the company's Performing Arts Training Program for youth</i>	20010187	06/12/2001	\$100,000 00	
	Payments Made:	<u>Date</u> 6/1/01	<u>Amount</u> \$50,000 00	<u>Fund</u> Detroit <u>Check #</u> 12299

Organization Project Title	Reference Number	Board Date	Grant Amount	Payee Organization (if different from Grantee Organization)
The Prichard Committee for Academic Excellence Lexington, KY) <i>For the Commonwealth Institute for Parent Leadership in Fayette County, Ky</i>	20010223	06/12/2001	\$100,000 00	
	Payments Made	<u>Date</u> 6/1/01	<u>Amount</u> \$50,000 00	<u>Fund</u> Lexington <u>Check #</u> 12300
Public Allies Milwaukee, WI) <i>For Building Strong Community Leadership for Youth, an initiative that will be pilot-tested in San Jose to train young people for careers in the youth services field</i>	20000040	03/14/2000	\$335,000.00	
	Payments Made	<u>Date</u> 5/24/01 5/24/01	<u>Amount</u> \$45,050 00 \$45,050 00	<u>Fund</u> Community Initiatives National San Jose <u>Check #</u> 12230 12230
Public Schools Foundation of Santa Cruz County Soquel, CA) <i>For Schools PLUS to expand a teacher mini-grant program and develop a collaborative professional development network for teachers in Santa Clara and Santa Cruz Counties using the IMPACT II model</i>	20000151	06/13/2000	\$209,000.00	
	Payments Made	<u>Date</u> 3/29/01	<u>Amount</u> \$50,000 00	<u>Fund</u> San Jose <u>Check #</u> 12179
Ransom Everglades School Coconut Grove, FL) <i>For the College Bound initiative through Summerbridge Miami, a program addressing the educational needs of at-risk students</i>	20010109	06/11/2001	\$40,000 00	
	Payments Made	<u>Date</u> 6/11/01	<u>Amount</u> \$40,000 00	<u>Fund</u> Miami <u>Check #</u> 12348

Organization Project Title	Reference Number	Board Date	Grant Amount	Payee Organization (if different from Grantee Organization)
-------------------------------	---------------------	---------------	-----------------	--

Reach Out and Read 20010115 06/12/2001 \$1,000,000.00
 Somerville, MA)
*For continued expansion of a pediatric literacy program in Charlotte, Philadelphia
 and South Florida*

Payments Made.	Date	Amount	Fund	Check #
	6/14/01	\$54,000.00	Boca Raton	12364
	6/14/01	\$119,000.00	Charlotte	12364
	6/14/01	\$281,500.00	Miami	12364
	6/14/01	\$255,000.00	Philadelphia	12364
	6/14/01	\$290,500.00	Venture Fund	12364

Regional Performing Arts Center 20010236 09/11/2001 \$150,000.00
 Philadelphia, PA)
To complete The Kimmel Center for the Performing Arts

Payments Made	Date	Amount	Fund	Check #
	8/1/01	\$150,000.00	Philadelphia	12420

Research for Action 20010186 06/12/2001 \$80,000.00
 Philadelphia, PA)
*To improve literacy, analytical and leadership skills among low-income girls in
 North Philadelphia ages nine to 18*

Payments Made	Date	Amount	Fund	Check #
	6/1/01	\$40,000.00	Philadelphia	12301

Resource Area for Teachers 20000008 03/14/2000 \$150,000.00
 San Jose, CA)
To purchase a new building to house an office, warehouse and programs

Payments Made.	Date	Amount	Fund	Check #
	3/29/01	\$50,000.00	San Jose	12181

Organization Project Title	Reference Number	Board Date	Grant Amount	Payee Organization (if different from Grantee Organization)		
Roots Cultural Festival Delray Beach, FL) <i>For a partial challenge grant to support a new Executive Director position to increase the organization's capacity</i>	9900319	12/07/1999	\$58,000.00			
	Payments Made	<u>Date</u> 5/24/01	<u>Amount</u> \$20,000 00	<u>Fund</u> Boca Raton		<u>Check #</u> 12220
Rutgers University Foundation Camden, NJ) <i>For the Center for Children and Childhood Studies to further develop and implement the Camden Campaign for Children's Literacy</i>	20010134	06/12/2001	\$500,000 00			
	Payments Made	<u>Date</u> 6/14/01	<u>Amount</u> \$300,000 00	<u>Fund</u> Philadelphia		<u>Check #</u> 12365
S.O.S. Health Care Myrtle Beach, SC) <i>For a partial challenge grant for an additional case manager for A Future 4 Kids</i>	20000017	03/14/2000	\$60,000 00			
	Payments Made	<u>Date</u> 7/27/01	<u>Amount</u> \$20,000 00	<u>Fund</u> Myrtle Beach		<u>Check #</u> 12393
The Salvation Army (Fort Wayne) Fort Wayne, IN) <i>To provide renovated space for expanded counseling, educational and literacy programs for homeless, indigent male substance abusers</i>	20010165	06/12/2001	\$25,000 00			
	Payments Made	<u>Date</u> 6/1/01	<u>Amount</u> \$25,000 00	<u>Fund</u> Fort Wayne		<u>Check #</u> 12302

Organization Project Title	Reference Number	Board Date	Grant Amount	Payee Organization (if different from Grantee Organization)
The Salvation Army, A Georgia Company Miami, FL) <i>For an endowment to generate income for operating support</i>	20000067	03/14/2000	\$450,000.00	
	Payments Made	<u>Date</u> 5/24/01	<u>Amount</u> \$150,000 00	<u>Fund</u> Miami <u>Check #</u> 12226
The Salvation Army, A Georgia Company Miami, FL) <i>For capital support to refurbish the Edison facility</i>	20010108	06/11/2001	\$250,000.00	
	Payments Made	<u>Date</u> 6/11/01	<u>Amount</u> \$250,000 00	<u>Fund</u> Anniversary Fund <u>Check #</u> 12349
San Jose Children's Musical Theater San Jose, CA) <i>For s*teller, an online children's theater production</i>	20010171	06/12/2001	\$50,000 00	
	Payments Made	<u>Date</u> 6/1/01	<u>Amount</u> \$50,000 00	<u>Fund</u> San Jose <u>Check #</u> 12303
San Jose Day Nursery San Jose, CA) <i>For capital improvements</i>	20010224	06/12/2001	\$50,000 00	
	Payments Made	<u>Date</u> 6/1/01	<u>Amount</u> \$25,000 00	<u>Fund</u> San Jose <u>Check #</u> 1230
San Jose First United Methodist Church San Jose, CA) <i>For an employment-readiness program targeting homeless and low-income individuals</i>	20010055	03/13/2001	\$50,000 00	
	Payments Made	<u>Date</u> 3/15/01	<u>Amount</u> \$30,000 00	<u>Fund</u> San Jose <u>Check #</u> 12151

Organization Project Title	Reference Number	Board Date	Grant Amount	Payee Organization (if different from Grantee Organization)
San Jose Jazz Society San Jose, CA) <i>For relocation and capital expenses</i>	20010043	03/13/2001	\$20,000.00	
	Payments Made	<u>Date</u> 3/15/01	<u>Amount</u> \$20,000.00	<u>Fund</u> San Jose
				<u>Check #</u> 12152
San Jose Stage Company San Jose, CA) <i>For a new position of marketing communications director</i>	20000207	09/10/2000	\$60,000.00	
	Payments Made	<u>Date</u> 10/15/01	<u>Amount</u> \$25,000.00	<u>Fund</u> San Jose
				<u>Check #</u> 12487
Settlement Music School of Philadelphia Philadelphia, PA) <i>For an early childhood education initiative to enhance readiness and learning skills of young children</i>	20010173	06/12/2001	\$120,000.00	
	Payments Made	<u>Date</u> 6/1/01	<u>Amount</u> \$120,000.00	<u>Fund</u> Philadelphia
				<u>Check #</u> 12305
Shake-A-Leg Miami, FL) <i>For start-up operation costs for a new water sports recreational center offering programs for youth with disabilities, at-risk youth and able-bodied youngsters</i>	20010088	06/11/2001	\$600,000.00	
	Payments Made	<u>Date</u> 6/11/01	<u>Amount</u> \$250,000.00	<u>Fund</u> Anniversary Fund
				<u>Check #</u> 12350
Siena Literacy Center Redford, MI) <i>To hire a full-time development director</i>	20010217	06/12/2001	\$45,000.00	
	Payments Made	<u>Date</u> 6/1/01	<u>Amount</u> \$25,000.00	<u>Fund</u> Detroit
				<u>Check #</u> 12306

Organization Project Title	Reference Number	Board Date	Grant Amount	Payee Organization (if different from Grantee Organization)		
South Carolina Governor's School for Science and Mathematics Hartsville, SC) <i>To establish a permanent endowment</i>	20000269	12/05/2000	\$150,000.00			
				<u>Date</u>	<u>Amount</u>	<u>Fund</u>
	Payments Made			2/1/01	\$50,000 00	Columbia
				2/1/01	\$50,000.00	Columbia
						<u>Check #</u>
						12078
						12078
South Florida Food Recovery North Miami, FL) <i>For bridge funding to help continue operations</i>	20000258	09/10/2000	\$50,000 00			
				<u>Date</u>	<u>Amount</u>	<u>Fund</u>
	Payments Made			5/24/01	\$15,000 00	Miami
				5/24/01	\$15,000 00	Miami
						<u>Check #</u>
						12229
						12229
St. Paul Chamber Orchestra St. Paul, MN) <i>For a three-year capacity building effort</i>	20010178	06/12/2001	\$200,000 00			
				<u>Date</u>	<u>Amount</u>	<u>Fund</u>
	Payments Made.			6/1/01	\$100,000 00	St. Paul
						<u>Check #</u>
						12307
St. Vincent de Paul Society Council of Santa Clara County San Jose, CA) <i>To purchase and rehabilitate a building to house a comprehensive multi-service center including health clinic, food program, law center and day-worker program</i>	20010146	06/12/2001	\$250,000 00			
				<u>Date</u>	<u>Amount</u>	<u>Fund</u>
	Payments Made			6/1/01	\$100,000 00	San Jose
						<u>Check #</u>
						12308

Organization Project Title	Reference Number	Board Date	Grant Amount	Payee Organization (if different from Grantee Organization)
Stan Hywet Hall Foundation Akron, OH) <i>For a multi-phased restoration of surface drainage systems of this historic landmark</i>	9900097	06/15/1999	\$400,000 00	
	Payments Made	<u>Date</u> 10/4/01	<u>Amount</u> \$100,000 00	<u>Fund</u> Akron <u>Check #</u> 12481
Starfish Family Services Inkster, MI) <i>To expand the therapeutic component of Kid's Club, an after-school program for at-risk children</i>	20010074	06/12/2001	\$150,000 00	
	Payments Made	<u>Date</u> 5/3/01	<u>Amount</u> \$50,000 00	<u>Fund</u> Detroit <u>Check #</u> 12212
Summit Education Initiative Akron, OH) <i>For program and operational support for five years</i>	20000144	06/12/2000	\$1,000,000.00	
	Payments Made	<u>Date</u> 7/27/01	<u>Amount</u> \$350,000 00	<u>Fund</u> Anniversary Fund <u>Check #</u> 12392
Temple University Philadelphia, PA) <i>For the second phase of Literacy in Action Writing Beyond the Curriculum, a K-16 initiative linking undergraduate writing instruction, service learning and community outreach, and for an endowment fund to strengthen writing instruction</i>	20000118	06/13/2000	\$600,000 00	
	Payments Made	<u>Date</u> 7/27/01	<u>Amount</u> \$100,000 00	<u>Fund</u> Philadelphia <u>Check #</u> 12400
		7/27/01	\$100,000 00	Education 12400

Organization Project Title	Reference Number	Board Date	Grant Amount	Payee Organization (if different from Grantee Organization)
Thompson Children's Home Charlotte, NC) <i>For a capital campaign supporting renovations to a residential treatment center for abused and neglected children</i>	20010091	06/12/2001	\$200,000 00	
	Payments Made	<u>Date</u> 5/3/01	<u>Amount</u> \$200,000 00	<u>Fund</u> Charlotte <u>Check #</u> 12213
Three Rivers Literacy Alliance Fort Wayne, IN) <i>For literacy services for non-English-speaking residents, especially recent immigrants with young children</i>	20010287	12/04/2001	\$40,625 00	
	Payments Made:	<u>Date</u> 12/6/01	<u>Amount</u> \$40,625 00	<u>Fund</u> Fort Wayne <u>Check #</u> 12580
Tigertail Productions Miami, FL) <i>For arts-related activities at Jose Marti Park and other public spaces in Little Havana</i>	20010136	06/11/2001	\$50,000 00	
	Payments Made	<u>Date</u> 6/11/01	<u>Amount</u> \$25,000.00	<u>Fund</u> Miami <u>Check #</u> 12351
Transylvania University Lexington, KY) <i>For a minority teaching fellowship program to help diversify Transylvania's faculty</i>	20000086	06/13/2000	\$120,000.00	
	Payments Made:	<u>Date</u> 6/25/01	<u>Amount</u> \$40,000 00	<u>Fund</u> Lexington <u>Check #</u> 12377
Trilon Museum of Art Santa Clara, CA) <i>To restructure the ArtReach in the Schools program</i>	20010225	06/12/2001	\$50,000.00	
	Payments Made	<u>Date</u> 6/1/01	<u>Amount</u> \$50,000 00	<u>Fund</u> San Jose <u>Check #</u> 12309

Organization Project Title	Reference Number	Board Date	Grant Amount	Payee Organization (if different from Grantee Organization)
The Trust for Public Land San Francisco, CA) <i>For the Overtown and East Little Havana components of the Miami River Greenway Project</i>	20010120	06/11/2001	\$2,500,000.00	
	Payments Made:	<u>Date</u> 6/11/01 6/11/01	<u>Amount</u> \$600,000.00 \$220,000.00	<u>Fund</u> Anniversary Fund Anniversary Fund
				<u>Check #</u> 12352 12352
Unidad of Miami Beach Miami Beach, FL) <i>To prepare immigrant youth in Miami Beach to become leaders through the Miami Beach Hispanic Community Center Immigrant Youth Project</i>	20010133	06/11/2001	\$50,000 00	
	Payments Made	<u>Date</u> 6/11/01	<u>Amount</u> \$25,000 00	<u>Fund</u> Miami
				<u>Check #</u> 12353
United Family Services Charlotte, NC) <i>To expand the Southside Community Building Project</i>	20000339	12/05/2000	\$150,000 00	
	Payments Made	<u>Date</u> 10/29/01	<u>Amount</u> \$50,000.00	<u>Fund</u> Charlotte
				<u>Check #</u> 12526
United Way of Central Georgia Macon, GA) <i>To host a community dialogue day in Milledgeville to develop a community action plan for positive youth development</i>	20010294	12/04/2001	\$16,125 00	
	Payments Made:	<u>Date</u> 12/6/01	<u>Amount</u> \$16,125.00	<u>Fund</u> Milledgeville
				<u>Check #</u> 12582

Organization Project Title	Reference Number	Board Date	Grant Amount	Payee Organization (if different from Grantee Organization)	
United Way of Miami-Dade Miami, FL) <i>For capital investment, initial programmatic and operational costs and endowment for the proposed Center of Excellence, a national state-of-the-art community learning laboratory for the early care and education of children</i>	20010101	06/11/2001	\$1,000,000 00		
	Payments Made	<u>Date</u> 6/11/01	<u>Amount</u> \$500,000 00	<u>Fund</u> Anniversary Fund	<u>Check #</u> 12354
United Way of the Chattahoochee Valley Foundation Columbus, GA) <i>For a partial challenge grant for start-up costs to establish the Nonprofit Community Resource Center</i>	20000340	12/05/2000	\$180,000.00		
	Payments Made	<u>Date</u> 5/24/01	<u>Amount</u> \$10,000 00	<u>Fund</u> Columbus	<u>Check #</u> 12225
United Way of the Midlands Columbia, SC) <i>For a book distribution program</i>	20010218	06/12/2001	\$79,500 00		
	Payments Made	<u>Date</u> 6/1/01	<u>Amount</u> \$79,500 00	<u>Fund</u> Columbia	<u>Check #</u> 12310
The Unity Care Group San Jose, CA) <i>For an after-school leadership program serving at-risk minority youths in foster care</i>	20010172	06/12/2001	\$35,000 00		
	Payments Made:	<u>Date</u> 6/1/01	<u>Amount</u> \$35,000.00	<u>Fund</u> San Jose	<u>Check #</u> 12311

Organization Project Title	Reference Number	Board Date	Grant Amount	Payee Organization (if different from Grantee Organization)		
University of Florida Foundation Gainesville, FL) <i>For scholarships for college students at the New World School of the Arts in Miami</i>	20010102	06/11/2001	\$300,000.00			
	Payments Made	<u>Date</u> 6/11/01 12/4/01	<u>Amount</u> \$150,000 00 \$150,000.00	<u>Fund</u> Anniversary Fund Anniversary Fund	<u>Check #</u> 12355 12585	
University of Kentucky Lexington, KY) <i>To field test arts-infused, integrated curricula and related teacher professional development for middle grades and evaluate effects on teaching and learning</i>	9800250	12/08/1998	\$525,000.00			
	Payments Made	<u>Date</u> 2/1/01 2/1/01	<u>Amount</u> \$34,000 00 \$48,000 00	<u>Fund</u> Lexington Education	<u>Check #</u> 12081 12081	
University of Miami Coral Gables, FL.) <i>To develop concrete, actionable community development plans, including assisting the City of Miami with landscape plans for Elizabeth Verrick Park, and to establish a community resource center as the cornerstone to West Coconut Grove's ..</i>	20010098	06/11/2001	\$250,000 00			
	Payments Made:	<u>Date</u> 6/11/01	<u>Amount</u> \$250,000 00	<u>Fund</u> Anniversary Fund	<u>Check #</u> 12356	
University of Miami Coral Gables, FL.) <i>For the Endowed Programs fund as part of the university's School of Music capital campaign</i>	9900254	12/07/1999	\$200,000 00			
	Payments Made:	<u>Date</u> 3/1/01	<u>Amount</u> \$50,000.00	<u>Fund</u> Miami	<u>Check #</u> 12095	

Organization Project Title	Reference Number	Board Date	Grant Amount	Payee Organization (if different from Grantee Organization)		
University of Minnesota-Duluth Duluth, MN) <i>To integrate the arts and technology into the Duluth Public Schools' basic elementary curriculum</i>	20000302	12/05/2000	\$63,000 00			
	Payments Made	<u>Date</u> 10/29/01	<u>Amount</u> \$21,000 00	<u>Fund</u> Duluth		<u>Check #</u> 12503
The University of North Dakota Grand Forks, ND) <i>To expand the School as the Center of Community integrated health and social services project to all elementary schools</i>	20010164	06/12/2001	\$650,000 00			
	Payments Made	<u>Date</u> 6/14/01	<u>Amount</u> \$50,000 00	<u>Fund</u> Grand Forks		<u>Check #</u> 12366
		6/14/01	\$167,000 00	Venture Fund		12366
The University of North Dakota Grand Forks, ND) <i>For a collaboration with the Grand Forks Public Schools to expand the School as the Center of Community project to provide integrated health and social services to four additional elementary schools affected by the 1997 Red River flood</i>	9800121	09/15/1998	\$548,957 88			
	Payments Made.	<u>Date</u> 10/24/01	<u>Amount</u> -\$42 12	<u>Fund</u> Education		<u>Check #</u> 1769775
University of Southern Mississippi Hattiesburg, MS) <i>For a dance residency program serving racially diverse and disadvantaged middle schools</i>	20010219	06/12/2001	\$64,500 00			
	Payments Made:	<u>Date</u> 6/1/01	<u>Amount</u> \$64,500.00	<u>Fund</u> Biloxi		<u>Check #</u> 12312

Organization Project Title	Reference Number	Board Date	Grant Amount	Payee Organization (if different from Grantee Organization)	
Victim Offender Reconciliation Program of Boulder County Boulder, CO) <i>To expand a juvenile mediation and education program</i>	20010174	06/12/2001	\$17,000 00		
	Payments Made.	<u>Date</u> 6/1/01	<u>Amount</u> \$17,000 00	<u>Fund</u> Boulder	<u>Check #</u> 12313
Vietnamese Cultural Heritage Garden Association San Jose, CA) <i>For a partial challenge grant to plan and construct the Vietnamese Cultural Heritage Garden</i>	20000083	06/13/2000	\$150,000 00		
	Payments Made.	<u>Date</u> 3/1/01	<u>Amount</u> \$100,000 00	<u>Fund</u> San Jose	<u>Check #</u> 12098
Ways to Work Milwaukee, WI) <i>For national expansion of the Ways to Work family loan program and to establish the program in Camden, N J , Detroit and Miami</i>	20000342	12/05/2000	\$1,905,000.00		
	Payments Made.	<u>Date</u> 10/29/01	<u>Amount</u> \$45,000 00	<u>Fund</u> Philadelphia	<u>Check #</u> 12532
		10/29/01	\$25,000 00	Miami	12532
		10/29/01	\$45,000 00	Detroit	12532
Wesleyan College Macon, GA) <i>For scholarship support for student literacy volunteers</i>	20000079	06/13/2000	\$55,000 00		
	Payments Made	<u>Date</u> 6/25/01	<u>Amount</u> \$20,000.00	<u>Fund</u> Macon	<u>Check #</u> 12379

Organization Project Title	Reference Number	Board Date	Grant Amount	Payee Organization (if different from Grantee Organization)		
Wichita Public Schools Wichita, KS) <i>For a middle school reading initiative</i>	20000274	12/05/2000	\$500,000.00			
	Payments Made	<u>Date</u>	<u>Amount</u>	<u>Fund</u>	<u>Check #</u>	
		10/29/01	\$115,000 00	Wichita	12489	
		10/29/01	\$100,000 00	Education	12489	
Women in Community Service Alexandria, VA) <i>For a partial challenge grant for a life and legal career management training program for low-income women</i>	20010079	06/12/2001	\$50,000 00			
	Payments Made	<u>Date</u>	<u>Amount</u>	<u>Fund</u>	<u>Check #</u>	
		5/3/01	\$25,000 00	San Jose	12214	
Workforce Silicon Valley San Jose, CA) <i>For a partial challenge grant for Techforce Tomorrow, a comprehensive effort to enhance information technology career opportunities for disadvantaged youth in Santa Clara County</i>	20000009	03/14/2000	\$300,000 00			
	Payments Made	<u>Date</u>	<u>Amount</u>	<u>Fund</u>	<u>Check #</u>	
		4/23/01	\$100,000 00	San Jose	12198	
YMCA of Greater Miami Coral Gables, FL) <i>To construct the Family YMCA of Coconut Grove and for a permanent endowment fund to support program participation by West Grove residents unable to pay membership fees</i>	20010099	06/11/2001	\$1,000,000 00			
	Payments Made	<u>Date</u>	<u>Amount</u>	<u>Fund</u>	<u>Check #</u>	
		6/11/01	\$250,000 00	Anniversary Fund	12357	
		7/27/01	\$250,000 00	Anniversary Fund	12384	

Organization Project Title	Reference Number	Board Date	Grant Amount	Payee Organization (if different from Grantee Organization)	
YMCA of Metropolitan Columbus Columbus, GA) <i>To implement Y-WOLF, an after-school program in the Farley Homes neighborhood, as part of the Youth Violence Prevention/Youth Development Initiative</i>	20010028	03/13/2001	\$180,000 00		
	Payments Made:	<u>Date</u> 5/24/01 5/24/01	<u>Amount</u> \$30,000 00 \$30,000.00	<u>Fund</u> Columbus Community Initiatives National	<u>Check #</u> 12228 12228
YMCA of Santa Clara Valley San Jose, CA) <i>For The Cornerstone Project, a youth development program organized by the Youth Alliance of Santa Clara County, a collaboration of youth service agencies</i>	20010052	03/13/2001	\$150,000.00		
	Payments Made.	<u>Date</u> 3/15/01	<u>Amount</u> \$50,000 00	<u>Fund</u> San Jose	<u>Check #</u> 12160
Young at Art of Broward Davie, FL) <i>For a planning grant to bring together diverse South Florida ethnic groups to envision and plan the museum's Global Village signature exhibition and public program gallery in its new permanent facility as part of the Building Bridges initiative</i>	20010100	06/11/2001	\$45,000 00		
	Payments Made	<u>Date</u> 6/11/01	<u>Amount</u> \$45,000.00	<u>Fund</u> Anniversary Fund	<u>Check #</u> 12355
Young Men's Christian Association of Akron Akron, OH) <i>For a capital campaign for renovations and improvements at existing facilities and construction of a new branch in southern Summit County</i>	9900056	06/15/1999	\$500,000 00		
	Payments Made:	<u>Date</u> 5/24/01	<u>Amount</u> \$150,000 00	<u>Fund</u> Akron	<u>Check #</u> 12232

Organization Project Title	Reference Number	Board Date	Grant Amount	Payee Organization (if different from Grantee Organization)
-------------------------------	---------------------	---------------	-----------------	--

Young Women's Christian Association of Gary
Gary, IN)
For bridge funding as the organization moves to a larger space and expands programs

20010229 09/11/2001 \$240,000 00

Payments Made	<u>Date</u> 6/15/01	<u>Amount</u> \$80,000.00	<u>Fund</u> Gary	<u>Check #</u> 12370
---------------	------------------------	------------------------------	---------------------	-------------------------

The Zoological Society of Florida
Miami, FL.)
To develop the Miami Metrozoo Community Based Science for Youth Project to target high school students

20010130 06/11/2001 \$75,000.00

Payments Made	<u>Date</u> 6/11/01	<u>Amount</u> \$25,000 00	<u>Fund</u> Miami	<u>Check #</u> 12359
---------------	------------------------	------------------------------	----------------------	-------------------------

Total (0 items) \$33,518,167 88 (A)

Tab 2: Community Foundations Initiative

Blue Grass Community Foundation
Lexington, KY)
For a challenge grant to build an operating endowment

9800256 12/08/1998 \$200,000 00

Payments Made	<u>Date</u> 7/27/01	<u>Amount</u> \$25,000 00	<u>Fund</u> Lexington	<u>Check #</u> 12390
	7/27/01	\$75,000 00	Community Initiatives National	12390

Organization Project Title	Reference Number	Board Date	Grant Amount	Payee Organization (if different from Grantee Organization)
-------------------------------	---------------------	---------------	-----------------	--

Chattahoochee Valley Community Foundation 9900202 09/13/1999 \$500,000 00
 Columbus, GA)
For a challenge grant for general operating support and to create an operating endowment

	<u>Date</u>	<u>Amount</u>	<u>Fund</u>	<u>Check #</u>
Payments Made	7/27/01	\$60,000 00	Community Initiatives National	12396
	7/27/01	\$40,000 00	Community Initiatives National	12396
	7/27/01	\$60,000 00	Community Initiatives National	12396
	7/27/01	\$40,000 00	Community Initiatives National	12396
	7/27/01	\$60,000 00	Community Initiatives National	12396
	7/27/01	\$40,000 00	Community Initiatives National	12396
	7/27/01	\$60,000 00	Community Initiatives National	12396
	7/27/01	\$40,000 00	Community Initiatives National	12396

The Community Foundation of North Florida 9900320 12/07/1999 \$350,000 00
 Tallahassee, FL)
For a partial challenge grant to provide start-up operating funds and to establish an operating endowment

	<u>Date</u>	<u>Amount</u>	<u>Fund</u>	<u>Check #</u>
Payments Made	3/29/01	\$100,000 00	Community Initiatives National	12163
	3/29/01	\$100,000 00	Community Initiatives National	12163
	3/29/01	\$100,000 00	Community Initiatives National	12163

Gulf Coast Community Foundation 20010152 06/12/2001 \$350,000 00
 Gulfport, MS)
For a partial challenge grant to establish a permanent operating endowment and to provide operating funds

	<u>Date</u>	<u>Amount</u>	<u>Fund</u>	<u>Check #</u>
Payments Made	7/27/01	\$250,000 00	Community Foundations	12404
	9/25/01	\$50,000 00	Community Foundations	12467
	9/25/01	\$50,000.00	Community Foundations	12467

Organization Project Title	Reference Number	Board Date	Grant Amount	Payee Organization (if different from Grantee Organization)	
Manatee Community Foundation Bradenton, FL) <i>For a challenge grant for a permanent operating endowment</i>	20000102	06/13/2000	\$300,000.00		
	Payments Made:	<u>Date</u>	<u>Amount</u>	<u>Fund</u>	<u>Check #</u>
		6/25/01	\$100,000.00	Community Initiatives National	12382
		6/25/01	\$100,000.00	Community Initiatives National	12382
		6/25/01	\$50,000.00	Community Initiatives National	12382
		6/25/01	\$50,000.00	Community Initiatives National	12382
Waccamaw Community Foundation Myrtle Beach, SC) <i>For a partial challenge grant to provide operating funds</i>	20010153	06/12/2001	\$300,000.00		
	Payments Made	<u>Date</u>	<u>Amount</u>	<u>Fund</u>	<u>Check #</u>
		6/14/01	\$100,000.00	Community Foundations	12367
	<i>Total</i>	<i>(0 Items)</i>	<u>\$1,550,000.00</u> (A)		

Tab 3: Journalism

Accrediting Council on Education in Journalism and Mass Communications Lawrence, KS) <i>To identify and train professional journalists and journalism educators to serve as site visitors in accreditation reviews of journalism schools</i>	9900009	03/16/1999	\$300,000.00		
	Payments Made	<u>Date</u>	<u>Amount</u>	<u>Fund</u>	<u>Check #</u>
		3/29/01	\$100,000.00	Journalism	12174

Organization Project Title	Reference Number	Board Date	Grant Amount	Payee Organization (if different from Grantee Organization)	
American Society of Newspaper Editors Foundation Reston, VA) <i>For continued support of the Institute for Journalism Excellence</i>	20000162	09/10/2000	\$1,005,000 00		
	Payments Made	<u>Date</u>	<u>Amount</u>	<u>Fund</u>	<u>Check #</u>
		2/14/01	\$6,146 64	Journalism	12090
		2/12/01	\$318,853 36	Journalism	STOCK
		12/20/01	\$335,000 00	Journalism	1259
American Society of Newspaper Editors Foundation Reston, VA) <i>To revitalize high school journalism and emphasize the role of the First Amendment</i>	20010018	03/13/2001	\$4,830,000 00	University of Florida Research Foundation, Inc.	
	Payments Made	<u>Date</u>	<u>Amount</u>	<u>Fund</u>	<u>Check #</u>
		5/28/01	\$1,645,000.00	Journalism	WIRE
Association of Schools of Journalism & Mass Communication Columbia, SC) <i>For continued support of the Broadcasters-in-Residence Program</i>	20000229	09/10/2000	\$510,000 00		
	Payments Made.	<u>Date</u>	<u>Amount</u>	<u>Fund</u>	<u>Check #</u>
		9/25/01	\$170,000 00	Journalism	12461
Association of Schools of Journalism & Mass Communication Columbia, SC) <i>For continued support of the Newspapers-in-Residence Program</i>	9900010	03/16/1999	\$600,000 00		
	Payments Made	<u>Date</u>	<u>Amount</u>	<u>Fund</u>	<u>Check #</u>
		7/27/01	\$200,000 00	Journalism	12397

Organization Project Title	Reference Number	Board Date	Grant Amount	Payee Organization (if different from Grantee Organization)
The Atlantic Council of the United States Washington, DC) <i>To support free, democratic and independent media in eastern and central Europe by sponsoring journalists from the region</i>	20010254	09/11/2001	\$148,000.00	
	Payments Made	<u>Date</u> 9/13/01	<u>Amount</u> \$74,000 00	<u>Fund</u> Journalism
				<u>Check #</u> 12424
Ball State University Muncie, IN) <i>To develop a center of student writing coaches and to survey journalism educators about the importance of writing coaches for student journalists</i>	20010255	09/11/2001	\$100,000 00	
	Payments Made.	<u>Date</u> 9/13/01	<u>Amount</u> \$50,000 00	<u>Fund</u> Journalism
				<u>Check #</u> 12425
Boston University Boston, MA) <i>To create the Center for Science and Medical Journalism</i>	20000224	09/10/2000	\$1,151,700 00	
	Payments Made.	<u>Date</u> 2/14/01	<u>Amount</u> \$11,096 15	<u>Fund</u> Journalism
		2/13/01	\$364,403 85	Journalism
				<u>Check #</u> 12088 STOCK
The Carol Kneeland Project for Responsible Television Journalism Austin, TX) <i>To support development of the Carole Kneeland Project for higher standards in local television news</i>	20000230	09/10/2000	\$150,000 00	
	Payments Made	<u>Date</u> 9/25/01	<u>Amount</u> \$75,000.00	<u>Fund</u> Journalism
				<u>Check #</u> 12462

Organization Project Title	Reference Number	Board Date	Grant Amount	Payee Organization (if different from Grantee Organization)
The Carter Center Fulton, GA) <i>For support of the Rosalynn Carter Fellowships for Mental Health Journalism</i>	20000231	09/10/2000	\$150,000.00	
	Payments Made	<u>Date</u> 10/29/01	<u>Amount</u> \$50,000.00	<u>Fund</u> Journalism <u>Check #</u> 12500
Center for Public Integrity Washington, DC) <i>For general support of in-depth investigative studies</i>	20010019	03/13/2001	\$1,000,000.00	
	Payments Made	<u>Date</u> 3/15/01	<u>Amount</u> \$333,000.00	<u>Fund</u> Journalism <u>Check #</u> 12117
Center for Investigative Reporting San Francisco, CA) <i>To provide young reporters with investigative reporting training</i>	20010032	03/13/2001	\$60,000.00	
	Payments Made	<u>Date</u> 3/15/01	<u>Amount</u> \$20,000.00	<u>Fund</u> Journalism <u>Check #</u> 12119
Columbia University New York, NY) <i>For a partial challenge grant to support the Columbia Journalism Review</i>	20000021	03/14/2000	\$1,000,000.00	
	Payments Made	<u>Date</u> 7/31/01	<u>Amount</u> \$15,044.00	<u>Fund</u> Journalism <u>Check #</u> 12405
		<u>Date</u> 7/31/01	<u>Amount</u> \$234,956.00	<u>Fund</u> Journalism STOCK
Columbia University New York, NY) <i>To produce the documentary, "Women in News"</i>	20010041	03/13/2001	\$250,000.00	Independent Production Fund, Inc
	Payments Made	<u>Date</u> 4/2/01	<u>Amount</u> \$250,000.00	<u>Fund</u> Journalism <u>Check #</u> 12189

Organization Project Title	Reference Number	Board Date	Grant Amount	Payee Organization (if different from Grantee Organization)		
Committee to Protect Journalists New York, NY) <i>To establish senior fellow positions at University of Michigan-Ann Arbor, Stanford University, Harvard University and University of Maryland</i>	20010283	12/04/2001	\$250,000 00			
	Payments Made	<u>Date</u> 10/4/01	<u>Amount</u> \$250,000 00	<u>Fund</u> Journalism	<u>Check #</u> 12486	
Committee to Protect Journalists New York, NY) <i>For a partial challenge grant to extend operating support and to build an endowment</i>	20000225	09/10/2000	\$3,100,000 00			
	Payments Made	<u>Date</u> 10/29/01	<u>Amount</u> \$500,000 00	<u>Fund</u> Journalism	<u>Check #</u> 12488	
Committee to Protect Journalists New York, NY) <i>For continued operating support</i>	9900015	03/16/1999	\$650,000 00			
	Payments Made	<u>Date</u> 4/23/01 4/9/01	<u>Amount</u> \$18,155 02 \$231,844 98	<u>Fund</u> Journalism Journalism	<u>Check #</u> 12194 STOCK	
Consumers Union of the United States Yonkers, NY) <i>To establish a Web Credibility Program</i>	20000219	09/10/2000	\$2,000,000 00			
	Payments Made.	<u>Date</u> 10/29/01	<u>Amount</u> \$700,000 00	<u>Fund</u> Journalism	<u>Check #</u> 12497	
Crimes of War Education Project Washington, DC) <i>To instruct reporters on the laws of war</i>	20010062	06/12/2001	\$200,000 00			
	Payments Made	<u>Date</u> 12/20/01 5/11/01	<u>Amount</u> \$100,000 00 \$100,000 00	<u>Fund</u> Journalism Journalism	<u>Check #</u> 12589 12216	

Organization Project Title	Reference Number	Board Date	Grant Amount	Payee Organization (if different from Grantee Organization)
Educational Television Association of Metropolitan Cleveland Cleveland, OH) <i>To help merge a public radio and public television station into a new, public-designed digital partnership</i>	20010256	09/11/2001	\$245,000 00	
	Payments Made	<u>Date</u> 9/13/01	<u>Amount</u> \$75,000 00	<u>Fund</u> Journalism <u>Check #</u> 12430
Federation of American Scientists Fund Washington, DC) <i>For ongoing support of programs to reduce government security secrecy</i>	20010033	03/13/2001	\$70,000 00	
	Payments Made	<u>Date</u> 3/15/01	<u>Amount</u> \$35,000.00	<u>Fund</u> Journalism <u>Check #</u> 12126
Florida Agricultural & Mechanical University Foundation Tallahassee, FL) <i>For planning and equipping a new building for Florida A & M University School of Journalism, Media and Graphic Arts</i>	97-65	03/18/1997	\$3,000,000 00	
	Payments Made	<u>Date</u> 9/25/01	<u>Amount</u> \$1,490,464 13	<u>Fund</u> Journalism <u>Check #</u> 12468
George Washington University Washington, DC) <i>To produce a series of televised forums on news economic issues</i>	20010278	12/04/2001	\$98,000 00	
	Payments Made	<u>Date</u> 9/21/01 12/20/01	<u>Amount</u> \$50,000 00 \$48,000.00	<u>Fund</u> Journalism Journalism <u>Check #</u> 12450 12590

Organization Project Title	Reference Number	Board Date	Grant Amount	Payee Organization (if different from Grantee Organization)
Harvard University Cambridge, MA) <i>To continue support for the Knight Latin American Fellowship in the Nieman Fellowship program for journalists</i>	95-266	09/20/1995	\$175,000 00	
	Payments Made	<u>Date</u> 9/25/01	<u>Amount</u> \$35,000 00	<u>Fund</u> Journalism <u>Check #</u> 12456
Harvard University Cambridge, MA) <i>For a program of the Joan Shorenstein Center on the Press, Politics and Public Policy to improve coverage of Election Night, 2004</i>	20010268	09/11/2001	\$245,000 00	
	Payments Made:	<u>Date</u> 12/20/01	<u>Amount</u> \$245,000 00	<u>Fund</u> Journalism <u>Check #</u> 12591
Harvard University Cambridge, MA) <i>To evaluate the first five cohorts of the summer Institute on The Media and American Democracy</i>	20010274	09/11/2001	\$75,000.00	
	Payments Made	<u>Date</u> 8/28/01	<u>Amount</u> \$75,000 00	<u>Fund</u> Journalism <u>Check #</u> 12423
Harvard University Cambridge, MA) <i>To expand and deepen the reach of the professional development institute on "The Media and American Democracy"</i>	20000050	03/14/2000	\$825,000 00	
	Payments Made.	<u>Date</u> 4/9/01	<u>Amount</u> \$258,191.00	<u>Fund</u> Journalism <u>Check #</u> STOCK
		4/23/01	\$16,809.00	Journalism 12193
The Independent Journalism Foundation New York, NY) <i>For continued support of programs aimed at fostering and improving independent journalism in Eastern and Central Europe</i>	20000163	09/10/2000	\$750,000.00	
	Payments Made:	<u>Date</u> 9/25/01	<u>Amount</u> \$250,000 00	<u>Fund</u> Journalism <u>Check #</u> 12460

Organization Project Title	Reference Number	Board Date	Grant Amount	Payee Organization (if different from Grantee Organization)
The Independent Production Fund New York, NY) <i>To help Media Matters, a public television series, examine the performance of the news media</i>	20000164	09/10/2000	\$950,000 00	
	Payments Made	<u>Date</u> 10/29/01	<u>Amount</u> \$475,000 00	<u>Fund</u> Journalism <u>Check #</u> 12498
The Institute for Educational Inquiry Seattle, WA) <i>To strengthen journalism concerning education issues</i>	20010020	03/13/2001	\$300,000 00	
	Payments Made	<u>Date</u> 3/15/01	<u>Amount</u> \$100,000 00	<u>Fund</u> Journalism <u>Check #</u> 12131
Institutes for Journalism and Natural Resources Missoula, MT) <i>To promote higher standards of coverage of natural resources and the environment</i>	9900135	09/13/1999	\$300,000 00	
	Payments Made	<u>Date</u> 9/25/01	<u>Amount</u> \$100,000 00	<u>Fund</u> Journalism <u>Check #</u> 12458
Inter American Press Association Press Institute Miami, FL) <i>For a program to protect journalists in Latin America and investigate crimes committed against them</i>	9900157	09/13/1999	\$1,133,000 00	
	Payments Made.	<u>Date</u> 10/29/01	<u>Amount</u> \$383,000 00	<u>Fund</u> Journalism <u>Check #</u> 12496
Inter-American Dialogue Washington, DC) <i>For a joint conference with the Inter-American Press Association to educate international lawmakers about issues of press freedom</i>	20010207	06/12/2001	\$90,000.00	
	Payments Made	<u>Date</u> 6/1/01	<u>Amount</u> \$90,000.00	<u>Fund</u> Journalism <u>Check #</u> 12277

Organization Project Title	Reference Number	Board Date	Grant Amount	Payee Organization (if different from Grantee Organization)
International Center for Global Communications Foundation New York, NY) <i>To support The Media Channel, a web site disseminating news and information from a wide variety of sources worldwide</i>	20010034	03/13/2001	\$75,000.00	
	Payments Made	<u>Date</u> 3/15/01	<u>Amount</u> \$75,000.00	<u>Fund</u> Journalism
				<u>Check #</u> 12132
International Center for Journalists Washington, DC) <i>For a renewal grant to support the fourth phase of the Knight International Press Fellowship Program</i>	20000048	03/14/2000	\$9,000,000.00	
	Payments Made	<u>Date</u> 2/1/01	<u>Amount</u> \$1,700,000.00	<u>Fund</u> Journalism
				<u>Check #</u> 12066
International Communications Forum Washington, DC) <i>For the International Communications Forum in Denver on May 17-21</i>	20010063	06/12/2001	\$25,000.00	
	Payments Made	<u>Date</u> 4/2/01	<u>Amount</u> \$25,000.00	<u>Fund</u> Journalism
				<u>Check #</u> 12185
International Longevity Center - USA New York, NY) <i>To conduct regional workshops regarding the science of aging and the economic and social impact of aging</i>	20010021	03/13/2001	\$259,000.00	
	Payments Made	<u>Date</u> 3/15/01	<u>Amount</u> \$259,000.00	<u>Fund</u> Journalism
				<u>Check #</u> 12133

Organization Project Title	Reference Number	Board Date	Grant Amount	Payee Organization (if different from Grantee Organization)
International Women's Media Foundation Washington, DC) <i>To create an interactive training and networking site on the World Wide Web focused on women in the media</i>	20010257	09/11/2001	\$225,000 00	
	Payments Made	<u>Date</u> 9/13/01	<u>Amount</u> \$100,000 00	<u>Fund</u> Journalism <u>Check #</u> 12434
Internews Network Arcata, CA) <i>For the International Internet Institute</i>	20010035	03/13/2001	\$250,000 00	
	Payments Made	<u>Date</u> 3/15/01	<u>Amount</u> \$250,000 00	<u>Fund</u> Journalism <u>Check #</u> 12134
Investigative Reporters and Editors Columbia, MO) <i>For a partial challenge grant for an IRE endowment and operating support</i>	20010247	09/11/2001	\$2,000,000 00	
	Payments Made	<u>Date</u> 9/13/01 10/29/01	<u>Amount</u> \$125,000 00 \$125,000 00	<u>Fund</u> Journalism Journalism <u>Check #</u> 12435 12501
Investigative Reporters and Editors Columbia, MO) <i>For general operating support</i>	20000226	09/10/2000	\$250,000 00	
	Payments Made	<u>Date</u> 2/1/01	<u>Amount</u> \$250,000 00	<u>Fund</u> Journalism <u>Check #</u> 12067
Link Media San Rafael, CA) <i>To launch World Link TV's Middle East News, a daily television series translating news reports produced by national broadcasters in Middle Eastern countries</i>	20010306	12/04/2001	\$250,000.00	
	Payments Made:	<u>Date</u> 11/8/01	<u>Amount</u> \$250,000.00	<u>Fund</u> Journalism <u>Check #</u> 12548

Organization Project Title	Reference Number	Board Date	Grant Amount	Payee Organization (if different from Grantee Organization)
Massachusetts Institute of Technology Cambridge, MA) <i>To support two annual short courses for reporters and news executives covering science</i>	9900016	03/16/1999	\$407,070 00	
	Payments Made	<u>Date</u> 3/29/01	<u>Amount</u> \$147,160 00	<u>Fund</u> Journalism <u>Check #</u> 12170
National Foundation for the Centers for Disease Control and Prevention Atlanta, GA) <i>For two years of supplemental funding for a three-year public health journalism fellowship at the Centers for Disease Control</i>	20000320	12/05/2000	\$63,800 00	
	Payments Made	<u>Date</u> 10/29/01	<u>Amount</u> \$37,400 00	<u>Fund</u> Journalism <u>Check #</u> 12506
National Foundation for the Centers for Disease Control and Prevention Atlanta, GA) <i>For a public health journalism fellowship program</i>	9900164	09/13/1999	\$640,000 00	
	Payments Made	<u>Date</u> 10/29/01	<u>Amount</u> \$293,500 00	<u>Fund</u> Journalism <u>Check #</u> 12544
National Freedom of Information Coalition Dallas, TX) <i>For operating support</i>	9900043	03/16/1999	\$300,000 00	
	Payments Made	<u>Date</u> 3/29/01	<u>Amount</u> \$100,000 00	<u>Fund</u> Journalism <u>Check #</u> 12175
National Security Archive Fund Washington, DC) <i>For operating support</i>	20010258	09/11/2001	\$250,000 00	
	Payments Made	<u>Date</u> 9/13/01	<u>Amount</u> \$250,000 00	<u>Fund</u> Journalism <u>Check #</u> 12439

Organization Project Title	Reference Number	Board Date	Grant Amount	Payee Organization (if different from Grantee Organization)
Northwestern University (Evanston, IL) <i>To establish a web site reporting news economic benchmarks</i>	20010265	09/11/2001	\$250,000 00	
	Payments Made:	<u>Date</u> 9/13/01 12/20/01	<u>Amount</u> \$125,000 00 \$125,000 00	<u>Fund</u> Journalism Journalism
				<u>Check #</u> 12443 12592
NOW Legal Defense and Education Fund (New York, NY) <i>To build the capacity of Women's Enews, a nonprofit online news service, and its companion web site, www.womensenews.org</i>	20010259	09/11/2001	\$250,000 00	
	Payments Made	<u>Date</u> 9/13/01	<u>Amount</u> \$125,000 00	<u>Fund</u> Journalism
				<u>Check #</u> 12444
Oakland University (Rochester, MI) <i>For a project to improve the writing proficiency of middle and high school students and to assist teachers in ongoing career development</i>	20000233	09/10/2000	\$75,000 00	
	Payments Made	<u>Date</u> 9/25/01	<u>Amount</u> \$25,000 00	<u>Fund</u> Journalism
				<u>Check #</u> 12472
Ohio University Foundation (Athens, OH) <i>To endow current Knight Fellowships in Newsroom Graphics Management</i>	20010022	03/13/2001	\$550,000 00	
	Payments Made:	<u>Date</u> 10/29/01	<u>Amount</u> \$185,000 00	<u>Fund</u> Journalism
				<u>Check #</u> 12543
Ohio University Foundation (Athens, OH) <i>For an editing and editing education program</i>	20000165	09/10/2000	\$480,000 00	
	Payments Made	<u>Date</u> 9/25/01	<u>Amount</u> \$160,000 00	<u>Fund</u> Journalism
				<u>Check #</u> 12457

Organization Project Title	Reference Number	Board Date	Grant Amount	Payee Organization (if different from Grantee Organization)	
The Pennsylvania State University University Park, PA) <i>To continue support of the Knight Diversity Scholars Program</i>	20010036	03/13/2001	\$250,000 00		
	Payments Made:	<u>Date</u> 3/15/01	<u>Amount</u> \$50,000 00	<u>Fund</u> Journalism	<u>Check #</u> 12146
The Progressive Media Project Madison, WI) <i>To expand the Volces of Diversity program</i>	20000022	03/14/2000	\$60,000 00		
	Payments Made:	<u>Date</u> 3/29/01	<u>Amount</u> \$30,000.00	<u>Fund</u> Journalism	<u>Check #</u> 12167
Quill and Scroll Corporation Iowa City, IA) <i>To publish and distribute the revised Principal's Guide to Scholastic Journalism</i>	20010037	03/13/2001	\$12,000 00		
	Payments Made:	<u>Date</u> 3/15/01	<u>Amount</u> \$12,000 00	<u>Fund</u> Journalism	<u>Check #</u> 12148

Organization Project Title	Reference Number	Board Date	Grant Amount	Payee Organization (if different from Grantee Organization)
Radio and Television News Directors Foundation Washington, DC) <i>For a planning grant to strengthen high school electronic journalism, with emphasis on the First Amendment</i>	20010023	03/13/2001	\$429,000 00	
	Payments Made	<u>Date</u> 3/15/01	<u>Amount</u> \$429,000 00	<u>Fund</u> Journalism
				<u>Check #</u> 12149
Radio and Television News Directors Foundation Washington, DC) <i>For the Project for Excellence in Journalism Education</i>	9900158	09/13/1999	\$950,000 00	
	Payments Made	<u>Date</u> 9/25/01	<u>Amount</u> \$365,000 00	<u>Fund</u> Journalism
				<u>Check #</u> 12470
Radio and Television News Directors Foundation Washington, DC) <i>For a Newsroom Diversity Campaign</i>	9900170	09/13/1999	\$150,000 00	
	Payments Made	<u>Date</u> 9/25/01	<u>Amount</u> \$50,000 00	<u>Fund</u> Journalism
				<u>Check #</u> 12469
The Reporters Committee for Freedom of the Press Arlington, VA) <i>For an operating endowment and transition operating support</i>	9900159	09/13/1999	\$2,300,000 00	
	Payments Made	<u>Date</u> 10/29/01	<u>Amount</u> \$500,000 00	<u>Fund</u> Journalism
		10/29/01	\$100,000 00	Journalism
				<u>Check #</u> 12499 12499
Robert C. Maynard Institute for Journalism Education Oakland, CA) <i>To create and disseminate an oral/visual archive of pioneering journalists of color who served in predominantly white newsrooms</i>	20000234	09/10/2000	\$200,000.00	
	Payments Made	<u>Date</u> 9/25/01	<u>Amount</u> \$100,000 00	<u>Fund</u> Journalism
				<u>Check #</u> 12463

Organization Project Title	Reference Number	Board Date	Grant Amount	Payee Organization (if different from Grantee Organization)
Salzburg Seminar In American Studies Middlebury, VT) <i>For journalists to participate in the Salzburg Seminar, to develop post-seminar activities for the participants, and to evaluate the program</i>	20010059	03/13/2001	\$600,000 00	
	Payments Made.	<u>Date</u> 3/15/01	<u>Amount</u> \$183,000.00	<u>Fund</u> Journalism <u>Check #</u> 12150
San Francisco State University Foundation San Francisco, CA) <i>To train and involve five other Bay Area colleges in San Francisco State's successful diversity program</i>	20000051	03/14/2000	\$525,000.00	
	Payments Made	<u>Date</u> 5/22/01	<u>Amount</u> \$175,000 00	<u>Fund</u> Journalism <u>Check #</u> 12218
Society of Environmental Journalists Jenkintown, PA) <i>For a series of programs designed to improve the quality, accuracy and visibility of environmental reporting</i>	20000023	03/14/2000	\$200,000 00	
	Payments Made.	<u>Date</u> 3/29/01	<u>Amount</u> \$100,000 00	<u>Fund</u> Journalism <u>Check #</u> 12168
Southern Newspaper Publishers Association Foundation Atlanta, GA) <i>To launch the SNPA Traveling Campus Program</i>	20010312	12/04/2001	\$250,000 00	
	Payments Made	<u>Date</u> 12/20/01	<u>Amount</u> \$250,000 00	<u>Fund</u> Journalism <u>Check #</u> 12594

Organization Project Title	Reference Number	Board Date	Grant Amount	Payee Organization (if different from Grantee Organization)
Southern Scholarship Foundation Tallahassee, FL) <i>To sponsor and recruit 10 journalism students to Florida A&M University and to maintain the Knight scholarship house at Florida A&M</i>	2000052	03/14/2000	\$75,000 00	
	Payments Made	<u>Date</u> 3/29/01	<u>Amount</u> \$25,000.00	<u>Fund</u> Journalism <u>Check #</u> 12166
Stanford University Stanford, CA) <i>To endow a Latin American journalist fellowship and to fund the Lyle and Corrine Nelson International Journalism Fellowship for five years</i>	97-68	03/18/1997	\$1,250,000 00	
	Payments Made	<u>Date</u> 3/29/01	<u>Amount</u> \$50,000.00	<u>Fund</u> Journalism <u>Check #</u> 12171
Student Press Law Center Arlington, VA) <i>For operating support</i>	9900161	09/13/1999	\$255,000 00	
	Payments Made	<u>Date</u> 9/25/01	<u>Amount</u> \$90,000 00	<u>Fund</u> Journalism <u>Check #</u> 12459
Syracuse University Syracuse, NY) <i>To expand the Transactional Records Access Clearinghouse as an information service for news organizations</i>	20000024	03/14/2000	\$250,000 00	
	Payments Made	<u>Date</u> 3/29/01	<u>Amount</u> \$83,000 00	<u>Fund</u> Journalism <u>Check #</u> 12172
Teachers College, Columbia University New York, NY) <i>To support five regional seminars for journalists covering education</i>	9900032	03/16/1999	\$320,000 00	
	Payments Made	<u>Date</u> 3/29/01	<u>Amount</u> \$128,000 00	<u>Fund</u> Journalism <u>Check #</u> 12173

Organization Project Title	Reference Number	Board Date	Grant Amount	Payee Organization (if different from Grantee Organization)	
University of California, Berkeley Berkeley, CA) <i>To endow a Knight Chair in Journalism emphasizing science and technology journalism</i>	20000227	09/10/2000	\$1,500,000 00		
	Payments Made	<u>Date</u> 2/14/01	<u>Amount</u> \$55,355 93	<u>Fund</u> Journalism	<u>Check #</u> 12093
		2/14/01	\$1,444,644 07	Journalism	STOCK
University of Georgia Foundation Athens, GA) <i>For support of the Annual Surveys of Journalism and Mass Communication</i>	20010038	03/13/2001	\$25,000 00		
	Payments Made:	<u>Date</u> 3/15/01	<u>Amount</u> \$25,000 00	<u>Fund</u> Journalism	<u>Check #</u> 12154
The University of Maryland College Park, MD) <i>For continued support of the Knight Center for Specialized Journalism at the University of Maryland</i>	20000167	09/10/2000	\$2,000,000 00		
	Payments Made	<u>Date</u> 2/14/01	<u>Amount</u> \$23,264 67	<u>Fund</u> Journalism	<u>Check #</u> 12092
		2/13/01	\$26,735 33	Journalism	STOCK
		2/13/01	\$650,000 00	Journalism	STOCK
The University of Maryland College Park, MD) <i>For a partial challenge grant to support the American Journalism Review</i>	9900044	03/16/1999	\$1,000,000 00		
	Payments Made	<u>Date</u> 3/29/01	<u>Amount</u> \$250,000.00	<u>Fund</u> Journalism	<u>Check #</u> 12165
		3/29/01	\$250,000.00	Journalism	12165

Organization Project Title	Reference Number	Board Date	Grant Amount	Payee Organization (if different from Grantee Organization)
University of Michigan - Ann Arbor Ann Arbor, MI) <i>To add two foreign journalists each year to the midcareer fellows program</i>	20010024	03/13/2001	\$300,000.00	
	Payments Made:	<u>Date</u> 3/15/01	<u>Amount</u> \$100,000.00	<u>Fund</u> Journalism <u>Check #</u> 12155
University of Mississippi University, MS) <i>To conduct seminars about nonprofit organizations</i>	20010025	03/13/2001	\$338,000.00	
	Payments Made.	<u>Date</u> 3/15/01	<u>Amount</u> \$155,000.00	<u>Fund</u> Journalism <u>Check #</u> 12156
University of Missouri Systems Columbia, MO) <i>For a challenge grant to support the IPI Report</i>	9900144	09/13/1999	\$160,000.00	
	Payments Made	<u>Date</u> 2/1/01	<u>Amount</u> \$80,000.00	<u>Fund</u> Journalism <u>Check #</u> 12076
The University of North Dakota Grand Forks, ND) <i>To establish the Native Media Center program</i>	20010039	03/13/2001	\$175,000.00	
	Payments Made	<u>Date</u> 3/15/01	<u>Amount</u> \$60,000.00	<u>Fund</u> Journalism <u>Check #</u> 12157
University of South Carolina Educational Foundation Columbia, SC) <i>To establish Newsplex to teach multimedia journalism</i>	20010260	09/11/2001	\$250,000.00	
	Payments Made	<u>Date</u> 9/13/01	<u>Amount</u> \$250,000.00	<u>Fund</u> Journalism <u>Check #</u> 12446

Organization Project Title	Reference Number	Board Date	Grant Amount	Payee Organization (if different from Grantee Organization)		
University of Southern California Los Angeles, CA) <i>To establish a Western Knight Center for Specialized Journalism</i>	9900160	09/13/1999	\$1,333,000 00			
	Payments Made	<u>Date</u> 9/25/01	<u>Amount</u> \$445,000 00	<u>Fund</u> Journalism	<u>Check #</u> 12471	
University of St. Thomas St. Paul, MN) <i>To create the J-Zone, a multicultural, multimedia, immersion journalism camp for minority youth</i>	20010040	03/13/2001	\$150,000.00			
	Payments Made	<u>Date</u> 3/15/01	<u>Amount</u> \$50,000 00	<u>Fund</u> Journalism	<u>Check #</u> 12158	
University of Wisconsin-Eau Claire Eau Claire, WI) <i>For a joint project to recruit and train Native Americans and students from the Hmong community at South Dakota State University and the University of Wisconsin-Eau Claire</i>	20000228	09/10/2000	\$420,000 00			
	Payments Made	<u>Date</u> 2/1/01	<u>Amount</u> \$94,000 00	<u>Fund</u> Journalism	<u>Check #</u> 12068	
Washington Center for Politics & Journalism Washington, DC) <i>To support the expansion of the Politics and Journalism Semester program</i>	9900013	03/16/1999	\$150,000 00			
	Payments Made:	<u>Date</u> 3/29/01	<u>Amount</u> \$50,000 00	<u>Fund</u> Journalism	<u>Check #</u> 12176	
World Press Institute St. Paul, MN) <i>For general operating support</i>	20000026	03/14/2000	\$200,000.00			
	Payments Made.	<u>Date</u> 3/29/01	<u>Amount</u> \$100,000 00	<u>Fund</u> Journalism	<u>Check #</u> 12169	

Organization Project Title	Reference Number	Board Date	Grant Amount	Payee Organization (if different from Grantee Organization)	
Yale University New Haven, CT) <i>For continued support of the Law for Journalists program</i>	9900163	09/13/1999	\$1,575,000 00		
	Payments Made:	<u>Date</u> 9/25/01	<u>Amount</u> \$315,000.00	<u>Fund</u> Journalism	<u>Check #</u> 12455
	<i>Total</i>	<i>(0 items)</i>	<u>\$21,755,024.13</u> (D)		

Tab 5: Other

Association for Research on Nonprofit Organizations and Voluntary Action Indianapolis, IN) <i>To provide local support for the organization's 2001 national conference to be held in Miami</i>	20010242	09/11/2001	\$15,000.00		
	Payments Made	<u>Date</u> 8/1/01	<u>Amount</u> \$15,000 00	<u>Fund</u> Other	<u>Check #</u> 12413
The Communications Network Washington, DC) <i>To strengthen the organizational capacity of this philanthropic affinity group</i>	20010241	09/11/2001	\$45,000 00		
	Payments Made.	<u>Date</u> 8/1/01	<u>Amount</u> \$45,000 00	<u>Fund</u> Other	<u>Check #</u> 12416
The Foundation Center New York, NY) <i>For general operating support</i>	20010298	12/04/2001	\$30,000 00		
	Payments Made.	<u>Date</u> 12/6/01	<u>Amount</u> \$30,000 00	<u>Fund</u> Other	<u>Check #</u> 12561

Organization Project Title	Reference Number	Board Date	Grant Amount	Payee Organization (if different from Grantee Organization)	
Grantmakers in the Arts Seattle, WA) <i>For bridge funding to strengthen the organization's capacity to provide expanded services to arts grantmakers</i>	9900092	06/15/1999	\$75,000 00		
	Payments Made	<u>Date</u> 7/27/01	<u>Amount</u> \$25,000.00	<u>Fund</u> Arts & Culture	<u>Check #</u> 12391
	<i>Total</i>	<i>(0 items)</i>	<u>\$115,000 00</u> (E)		

Tab 5: Trustee-Recommended Grant Program

Adelphi University Garden City, NY) <i>Trustee-recommended grant (Conway) For faculty research and health indicators development</i>	20010157	06/12/2001	\$20,000 00		
	Payments Made	<u>Date</u> 6/1/01	<u>Amount</u> \$20,000.00	<u>Fund</u> Other	<u>Check #</u> 12242
American Red Cross (Central Georgia Chapter) Macon, GA) <i>Trustee-recommended grant (Olson) For community assistance programs</i>	20010065	06/12/2001	\$5,000 00		
	Payments Made	<u>Date</u> 4/2/01	<u>Amount</u> \$5,000 00	<u>Fund</u> Other	<u>Check #</u> 1217
American Red Cross (Greater Carolinas Chapter) Charlotte, NC) <i>Trustee-recommended grant (Crane) To aid local disaster relief in Charlotte</i>	20010314	12/04/2001	\$10,000 00		
	Payments Made	<u>Date</u> 12/6/01	<u>Amount</u> \$10,000.00	<u>Fund</u> Other	<u>Check #</u> 12549

Organization Project Title	Reference Number	Board Date	Grant Amount	Payee Organization (if different from Grantee Organization)		
Ariel Education Initiative Chicago, IL.) <i>Trustee-recommended grant (Rogers) For general operating support</i>	20010315	12/04/2001	\$10,000 00			
	Payments Made	<u>Date</u> 12/6/01	<u>Amount</u> \$10,000.00	<u>Fund</u> Other		<u>Check #</u> 12550
City of Grand Forks Grand Forks, ND) <i>Trustee-recommended grant (Maidenberg) For capital improvements to enhance the cultural, educational and historic role of the city's downtown</i>	20010237	09/11/2001	\$20,000 00			
	Payments Made:	<u>Date</u> 8/1/01	<u>Amount</u> \$20,000.00	<u>Fund</u> Other		<u>Check #</u> 12414
The Codman Square Health Center Dorchester, MA) <i>Trustee-recommended grant (Grogan) For the Clemente Course in the Humanities, a college-level course for economically and educationally disadvantaged individuals</i>	20010301	12/04/2001	\$5,000 00			
	Payments Made	<u>Date</u> 12/6/01	<u>Amount</u> \$5,000 00	<u>Fund</u> Other		<u>Check #</u> 12557
Community Anti-Drug Coalitions of America Alexandria, VA) <i>Trustee-recommended grant (Chapman) For general operating support</i>	20010066	06/12/2001	\$20,000 00			
	Payments Made	<u>Date</u> 4/2/01	<u>Amount</u> \$20,000 00	<u>Fund</u> Other		<u>Check #</u> 12188
Community Foundation of West Kentucky Paducah, KY) <i>Trustee-recommended grant (Black) For general operating support</i>	20010275	09/11/2001	\$10,000 00			
	Payments Made	<u>Date</u> 9/13/01	<u>Amount</u> \$10,000 00	<u>Fund</u> Other		<u>Check #</u> 12429

Organization Project Title	Reference Number	Board Date	Grant Amount	Payee Organization (if different from Grantee Organization)		
The Daily Princetonian Princeton, NJ) <i>Trustee-recommended grant (Carter) For a week-long journalism seminar for minority high school students at Princeton University</i>	20010158	06/12/2001	\$6,000 00			
	Payments Made	<u>Date</u> 6/1/01	<u>Amount</u> \$6,000 00	<u>Fund</u> Other		<u>Check #</u> 12260
Family Focus Chicago, IL) <i>Trustee-recommended grant (Rogers) For family support programs at all of the Chicago-metropolitan centers</i>	20010316	12/04/2001	\$10,000 00			
	Payments Made	<u>Date</u> 12/6/01	<u>Amount</u> \$10,000 00	<u>Fund</u> Other		<u>Check #</u> 12560
Fellowship of Christian Athletes Kansas City, MO) <i>Trustee-recommended grant (Olson) For the Middle Georgia FCA to present the One Way to Play drug-prevention program in local schools during the 2001-2002 school year</i>	20010279	12/04/2001	\$5,000 00			
	Payments Made:	<u>Date</u> 10/1/01	<u>Amount</u> \$5,000.00	<u>Fund</u> Other		<u>Check #</u> 12477
The Grand River Academy Austinburg, OH) <i>Trustee-recommended grant (Heffern) Toward the construction of a new arts and sciences building</i>	20010281	12/04/2001	\$5,000 00			
	Payments Made:	<u>Date</u> 10/1/01	<u>Amount</u> \$5,000.00	<u>Fund</u> Other		<u>Check #</u> 12478

Organization Project Title	Reference Number	Board Date	Grant Amount	Payee Organization (if different from Grantee Organization)		
The Historical Society of Mount Pleasant Mount Pleasant, OH) <i>Trustee-recommended grant (Ong) Toward renovation of the Burriss Store</i>	20010239	09/11/2001	\$10,000 00			
	Payments Made	<u>Date</u> 8/1/01	<u>Amount</u> \$10,000 00	<u>Fund</u> Other		<u>Check #</u> 12418
Informed Families Miami, FL) <i>Trustee-recommended grant (Black) For the Distance Learning/Education Center renovation project</i>	20010310	12/04/2001	\$10,000 00			
	Payments Made	<u>Date</u> 12/6/01	<u>Amount</u> \$10,000 00	<u>Fund</u> Other		<u>Check #</u> 12567
Law Enforcement Foundation Dublin, OH) <i>Trustee-recommended grant (Ong) For the Police Executive Leadership College endowment fund</i>	20010299	12/04/2001	\$10,000 00			
	Payments Made	<u>Date</u> 12/6/01	<u>Amount</u> \$10,000 00	<u>Fund</u> Other		<u>Check #</u> 12568
Macon Regional Crime Stoppers Macon, GA) <i>Trustee-recommended grant (Olson) To expand crime-prevention programming</i>	20010280	12/04/2001	\$5,000 00			
	Payments Made	<u>Date</u> 10/1/01	<u>Amount</u> \$5,000 00	<u>Fund</u> Other		<u>Check #</u> 12479
Macon Rescue Mission Macon, GA) <i>Trustee-recommended grant (Olson) For computers and related equipment to improve employability and school performance for the organization's clients</i>	20010324	12/04/2001	\$5,000 00			
	Payments Made	<u>Date</u> 12/6/01	<u>Amount</u> \$5,000 00	<u>Fund</u> Other		<u>Check #</u> 12571

Organization Project Title	Reference Number	Board Date	Grant Amount	Payee Organization (if different from Grantee Organization)
Madison Park Development Corporation Boston, MA) <i>Trustee-recommended grant (Grogan) For Roxbury in Motion, ACT Roxbury's annual performing arts event</i>	20010317	12/04/2001	\$5,000 00	
	Payments Made	<u>Date</u> 12/6/01	<u>Amount</u> \$5,000 00	<u>Fund</u> Other
				<u>Check #</u> 12572
Massachusetts Institute of Technology Cambridge, MA) <i>Trustee-recommended grant (Austen) For short-term residencies for international writers</i>	20010015	03/13/2001	\$20,000.00	
	Payments Made	<u>Date</u> 3/15/01	<u>Amount</u> \$20,000 00	<u>Fund</u> Other
				<u>Check #</u> 12136
Metrolina Association for the Blind Charlotte, NC) <i>Trustee-recommended grant (Crane) For the Low Vision Program that allows clients to borrow before buying expensive devices that enhance their remaining vision</i>	20010318	12/04/2001	\$10,000 00	
	Payments Made	<u>Date</u> 12/6/01	<u>Amount</u> \$10,000 00	<u>Fund</u> Other
				<u>Check #</u> 12573
Millsaps College Jackson MS) <i>Trustee-recommended grant (Carter) For the Millsaps Principals' Summer Institute</i>	20010319	12/04/2001	\$7,000 00	
	Payments Made	<u>Date</u> 12/6/01	<u>Amount</u> \$7,000 00	<u>Fund</u> Other
				<u>Check #</u> 12574

Organization Project Title	Reference Number	Board Date	Grant Amount	Payee Organization (if different from Grantee Organization)
Neighborhood of Affordable Housing East Boston, MA) <i>Trustee-recommended grant (Grogan) To expand outreach to prospective homebuyers in East Boston's Spanish-speaking and Portuguese-speaking communities</i>	20010320	12/04/2001	\$5,000 00	
	Payments Made	<u>Date</u> 12/6/01	<u>Amount</u> \$5,000 00	<u>Fund</u> Other
				<u>Check #</u> 12575
Save the Harbor/Save the Bay Boston, MA) <i>Trustee-recommended grant (Grogan) For staff to support the Campaign for the Water's Edge</i>	20010321	12/04/2001	\$5,000 00	
	Payments Made	<u>Date</u> 12/6/01	<u>Amount</u> \$5,000 00	<u>Fund</u> Other
				<u>Check #</u> 12578
Sunflower County Freedom Project Sunflower, MS) <i>Trustee-recommended grant (Carter) For the Sunflower Freedom School</i>	20010302	12/04/2001	\$7,000 00	
	Payments Made	<u>Date</u> 12/6/01	<u>Amount</u> \$7,000.00	<u>Fund</u> Other
				<u>Check #</u> 12579
Time Out Youth Charlotte, NC) <i>Trustee-recommended grant (Neill). For general operating support</i>	20010304	12/04/2001	\$7,000.00	
	Payments Made	<u>Date</u> 12/6/01	<u>Amount</u> \$7,000.00	<u>Fund</u> Other
				<u>Check #</u> 12581

Organization Project Title	Reference Number	Board Date	Grant Amount	Payee Organization (if different from Grantee Organization)
United Way of Miami-Dade Miami, FL) <i>Trustee-recommended grant (Alvarez) For the Center of Excellence, a learning laboratory for the early care and education of children</i>	20010303	12/04/2001	\$20,000 00	
	Payments Made:	<u>Date</u> 12/6/01	<u>Amount</u> \$20,000 00	<u>Fund</u> Other <u>Check #</u> 12583
University of Akron Foundation Akron, OH) <i>Trustee-recommended grant (Heffern) To transfer curricular materials of the H Kenneth Barker Center for Economic Education into digital form and distribute them to K-12 teachers</i>	20010300	12/04/2001	\$15,000 00	
	Payments Made	<u>Date</u> 12/6/01	<u>Amount</u> \$15,000 00	<u>Fund</u> Other <u>Check #</u> 12584
The University of North Carolina Press Chapel Hill, NC) <i>Trustee-recommended grant (Neill) To provide a copy of The North Carolina Atlas to various educational and public agencies</i>	20010064	06/12/2001	\$13,000 00	
	Payments Made	<u>Date</u> 4/2/01	<u>Amount</u> \$13,000 00	<u>Fund</u> Other <u>Check #</u> 12187
Total	(0 Items)		\$280,000 00 (E)	

Tab 4. Venture Fund

Alternate ROOTS Atlanta, GA) <i>For a partial challenge grant to support ROOTS Members on Tour, a presentation and audience development program for underserved, rural, and/or new presenters and community groups throughout the Southeast</i>	20000059	03/14/2000	\$150,000.00	
	Payments Made:	<u>Date</u> 5/24/01	<u>Amount</u> \$75,000 00	<u>Fund</u> Arts & Culture <u>Check #</u> 12221

Organization Project Title	Reference Number	Board Date	Grant Amount	Payee Organization (if different from Grantee Organization)
American Battle Monuments Commission Arlington, VA) <i>To design and construct the World War II Memorial in Washington, D C</i>	20000370	12/05/2000	\$1,000,000 00	
	Payments Made	<u>Date</u> 10/29/01	<u>Amount</u> \$350,000 00	<u>Fund</u> Venture Fund
				<u>Check #</u> 12539
American Composers Forum St. Paul, MN) <i>For 10 new Continental Harmony residences in Knight communities</i>	20010117	06/12/2001	\$400,000 00	
	Payments Made.	<u>Date</u> 6/14/01	<u>Amount</u> \$400,000 00	<u>Fund</u> Venture Fund
				<u>Check #</u> 12360
American String Teachers Association Reston, VA) <i>To develop projects at nine colleges and universities to encourage string players to become string teachers in public schools</i>	20010007	03/13/2001	\$200,000 00	
	Payments Made:	<u>Date</u> 3/15/01	<u>Amount</u> \$100,000.00	<u>Fund</u> Venture Fund
				<u>Check #</u> 12109
American Symphony Orchestra League New York, NY) <i>To continue and enhance the Orchestra Leadership Academy</i>	20000316	12/05/2000	\$700,000.00	
	Payments Made.	<u>Date</u> 7/27/01	<u>Amount</u> \$100,000.00	<u>Fund</u> Arts & Culture
		10/29/01	\$250,000.00	Arts & Culture
				<u>Check</u> WIRE
				12513

Organization Project Title	Reference Number	Board Date	Grant Amount	Payee Organization (if different from Grantee Organization)		
Arts Midwest Minneapolis, MN) <i>To bring Middle Eastern performing artists into disadvantaged communities in seven cities as part of the Mid East/West Fest project fostering an understanding and appreciation of culture and diversity</i>	20000111	06/13/2000	\$50,000 00			
	Payments Made	Date	Amount	Fund	Check #	
		9/25/01	\$25,000 00	Arts & Culture	12453	
Association of Governing Boards of Universities and Colleges Washington, DC) <i>To develop the Center on Public College and University Trusteeship and Governance and specific services for trustees and executives of public college- and university-affiliated foundations</i>	9900199	09/13/1999	\$850,000 00			
	Payments Made	Date	Amount	Fund	Check #	
		8/28/01	\$283,000.00	Education	12410	
Boston Symphony Orchestra Boston, MA) <i>For a symposium addressing the role of the music director in modern orchestras in the United States</i>	20010010	03/13/2001	\$40,000.00			
	Payments Made	Date	Amount	Fund	Check #	
		3/15/01	\$40,000 00	Venture Fund	12112	
CEOs for Cities Boston, MA) <i>For a partial challenge grant for start-up support for an organization that seeks to build the economic competitiveness of cities</i>	20000345	12/05/2000	\$500,000 00	Local Initiatives Support Corporation		
	Payments Made	Date	Amount	Fund	Check #	
		5/24/01	\$150,000 00	Community Initiatives National	12231	
		12/4/01	\$150,000.00	Community Initiatives National	12587	

Organization Project Title	Reference Number	Board Date	Grant Amount	Payee Organization (if different from Grantee Organization)		
Chicago Theatre Group Chicago, IL) <i>For an endowment to support the Goodman Studio, an initiative dedicated to the research and development of new work</i>	20010185	06/12/2001	\$250,000 00			
	Payments Made	<u>Date</u> 9/25/01	<u>Amount</u> \$250,000 00	<u>Fund</u> Venture Fund		<u>Check #</u> 12464
Children's Defense Fund Washington, DC) <i>For community monitoring projects in Biloxi and St Paul to promote understanding of factors critical to helping families move from welfare to work</i>	20000256	09/10/2000	\$445,500 00			
	Payments Made	<u>Date</u> 10/29/01	<u>Amount</u> \$77,250 00	<u>Fund</u> Community Initiatives National		<u>Check #</u> 12541
		10/29/01	\$70,750.00	Community Initiatives National		12541
College Summit Washington, DC) <i>For a partial challenge grant for organizational development and expansion of regional services to enable larger numbers of talented, low-income students to access higher education</i>	9900073	06/15/1999	\$480,000 00			
	Payments Made	<u>Date</u> 5/24/01	<u>Amount</u> \$110,000 00	<u>Fund</u> Education		<u>Check #</u> 12222
Committee on the Constitutional System Washington, DC) <i>For a planning grant to engage citizens in public dialogue about responsive government and potential constitutional reforms</i>	20010205	06/12/2001	\$15,000 00			
	Payments Made	<u>Date</u> 6/1/01	<u>Amount</u> \$15,000 00	<u>Fund</u> Venture Fund		<u>Check #</u> 12256

Organization Project Title	Reference Number	Board Date	Grant Amount	Payee Organization (if different from Grantee Organization)		
Communities In Schools Alexandria, VA) <i>For national expansion, replication and evaluation, and technical assistance to Knight communities</i>	20000278	12/05/2000	\$1,250,000.00			
	Payments Made	<u>Date</u> 10/29/01 10/29/01	<u>Amount</u> \$250,000 00 \$250,000 00	<u>Fund</u> Community Initiatives National Venture Fund	<u>Check #</u> 12516 12516	
Community Anti-Drug Coalitions of America Alexandria, VA) <i>To provide general operating support and to develop coalitions in Knight communities</i>	20010262	09/11/2001	\$250,000 00			
	Payments Made:	<u>Date</u> 9/13/01	<u>Amount</u> \$250,000 00	<u>Fund</u> Venture Fund	<u>Check #</u> 12427	
Cornell University Ithaca, NY) <i>For a partial challenge grant to strengthen and broaden the John S Knight Writing Program at Cornell and to enhance the program's capacity for outreach to other colleges and universities</i>	9900304	12/07/1999	\$5,000,000 00			
	Payments Made:	<u>Date</u> 3/29/01 3/20/01 3/20/01	<u>Amount</u> \$264,445 40 \$1,500,000.00 \$35,554 60	<u>Fund</u> Education Education Education	<u>Check #</u> 12162 STOCK STOCK	
Creative Capital Foundation New York, NY) <i>For grants and technical assistance services for individual artists</i>	20010071	06/12/2001	\$225,000 00			
	Payments Made:	<u>Date</u> 6/1/01	<u>Amount</u> \$75,000.00	<u>Fund</u> Venture Fund	<u>Check #</u> 12259	

Organization Project Title	Reference Number	Board Date	Grant Amount	Payee Organization (if different from Grantee Organization)
Dance/USA Washington, DC) <i>For a partial challenge grant to restage classic dances or create new work at college campuses across the country</i>	20000211	09/10/2000	\$200,000.00	
	Payments Made	<u>Date</u> 9/25/01	<u>Amount</u> \$100,000 00	<u>Fund</u> Arts & Culture <u>Check #</u> 12473
Demos New York, NY) <i>To develop a communications strategy and enhance the organization's communications capacity</i>	20010206	06/12/2001	\$200,000 00	
	Payments Made:	<u>Date</u> 6/1/01	<u>Amount</u> \$200,000 00	<u>Fund</u> Venture Fund <u>Check #</u> 12261
Developmental Studies Center Oakland, CA) <i>For a collaboration with the Coalition of Essential Schools to support achievement of high standards in literacy, numeracy and character formation in elementary schools</i>	9900305	12/07/1999	\$300,000 00	
	Payments Made:	<u>Date</u> 2/1/01	<u>Amount</u> \$150,000 00	<u>Fund</u> Education <u>Check #</u> 12079
Education Commission of the States Denver, CO) <i>For a series of regional forums and state-level technical assistance to engage public policymakers and academic leaders in examining postsecondary education needs and policies</i>	9900072	06/15/1999	\$420,000 00	
	Payments Made:	<u>Date</u> 6/25/01	<u>Amount</u> \$70,000.00	<u>Fund</u> Education <u>Check #</u> 12374

Organization Project Title	Reference Number	Board Date	Grant Amount	Payee Organization (if different from Grantee Organization)
-------------------------------	---------------------	---------------	-----------------	--

The Enterprise Foundation
Columbia, MD)
For the NCDI 2D, the second decade of the National Community Development Initiative

20010276 09/11/2001 \$2,000,000 00

Payments Made	<u>Date</u> 9/13/01	<u>Amount</u> \$667,000 00	<u>Fund</u> Venture Fund	<u>Check #</u> 12437
---------------	------------------------	-------------------------------	-----------------------------	-------------------------

Florida Institute for Economic Justice
Tallahassee, FL)
For leadership development programs in collaboration with the Center for Policy Alternatives for new Florida legislators

20010057 03/13/2001 \$20,000 00

Payments Made:	<u>Date</u> 2/9/01	<u>Amount</u> \$20,000 00	<u>Fund</u> Venture Fund	<u>Check #</u> 12086
----------------	-----------------------	------------------------------	-----------------------------	-------------------------

Foundry Theatre
New York, NY)
For a touring program for the dissemination of new plays, including venues in Miami, Philadelphia and St Paul

20000060 03/14/2000 \$60,000 00

Payments Made	<u>Date</u> 6/25/01	<u>Amount</u> \$30,000 00	<u>Fund</u> Arts & Culture	<u>Check #</u> 12375
---------------	------------------------	------------------------------	-------------------------------	-------------------------

Hispanics in Philanthropy
Emeryville, CA)
For The Funders' Collaborative to develop the organizational capacity of Latino nonprofits in Miami, Philadelphia and Boulder

20010246 09/11/2001 \$500,000 00

Payments Made:	<u>Date</u> 9/13/01	<u>Amount</u> \$100,000 00	<u>Fund</u> Venture Fund	<u>Check #</u> 12432
	9/13/01	\$100,000.00	Venture Fund	12432
	9/13/01	\$50,000.00	Venture Fund	12432

Organization Project Title	Reference Number	Board Date	Grant Amount	Payee Organization (if different from Grantee Organization)
-------------------------------	---------------------	---------------	-----------------	--

The HistoryMakers'
Chicago, IL)
*To produce a comprehensive, internet-accessible video archive of the personal stories
of noted and unsung African-Americans*

20010013 03/13/2001 \$240,000 00

	Date	Amount	Fund	Check #
Payments Made	3/15/01	\$9,230 00	Venture Fund	12129
	3/15/01	\$9,231 00	Venture Fund	12129
	3/15/01	\$9,230 00	Venture Fund	12129
	3/15/01	\$9,231 00	Venture Fund	12129
	3/15/01	\$9,230.00	Venture Fund	12129
	3/15/01	\$9,230 00	Venture Fund	12129
	3/15/01	\$9,231 00	Venture Fund	12129
	3/15/01	\$9,231 00	Venture Fund	12129
	3/15/01	\$9,231 00	Venture Fund	12129
	3/15/01	\$9,231 00	Venture Fund	12129
	3/15/01	\$9,230 00	Venture Fund	12129
	3/15/01	\$9,231.00	Venture Fund	12129
	3/15/01	\$9,231 00	Venture Fund	12129
	3/15/01	\$9,230 00	Venture Fund	12129
	3/15/01	\$9,231.00	Venture Fund	12129
	3/15/01	\$9,231 00	Venture Fund	12129
	3/15/01	\$9,230 00	Venture Fund	12129
	3/15/01	\$9,231.00	Venture Fund	12129
	3/15/01	\$9,231 00	Venture Fund	12129
	3/15/01	\$9,231.00	Venture Fund	12129
	3/15/01	\$9,231 00	Venture Fund	12129
	3/15/01	\$9,231.00	Venture Fund	12129
	3/15/01	\$9,231 00	Venture Fund	12129
	3/15/01	\$9,231.00	Venture Fund	12129
	3/15/01	\$9,231 00	Venture Fund	12129
	3/15/01	\$9,231.00	Venture Fund	12129
	3/15/01	\$9,231 00	Venture Fund	12129
	3/15/01	\$9,231 00	Venture Fund	12129

Organization Project Title	Reference Number	Board Date	Grant Amount	Payee Organization (if different from Grantee Organization)
Human Interaction Research Institute Encino, CA) <i>To develop and operate a national database for philanthropic capacity-building programs</i>	20010232	09/11/2001	\$80,000 00	
	Payments Made	<u>Date</u> 7/16/01	<u>Amount</u> \$30,000 00	<u>Fund</u> Venture Fund
				<u>Check #</u> 12383
Impact Online San Francisco, CA) <i>For operating support for VolunteerMatch, a program that helps nonprofits find, recruit and manage volunteers</i>	20010311	12/04/2001	\$750,000 00	
	Payments Made	<u>Date</u> 12/6/01	<u>Amount</u> \$250,000 00	<u>Fund</u> Venture Fund
				<u>Check #</u> 12566
Institute for Women's Policy Research Washington, DC) <i>To examine formal evaluations of recent strategies to raise child-care worker wages, extract lessons for local practitioners to employ, and disseminate tools to state and national decision makers</i>	20010264	09/11/2001	\$220,000 00	
	Payments Made	<u>Date</u> 9/13/01	<u>Amount</u> \$220,000.00	<u>Fund</u> Venture Fund
				<u>Check #</u> 12433
Jacob's Pillow Dance Festival Lee, MA) <i>To support the creation and presentation of new work at the summer festival over a three-year period</i>	9900067	06/15/1999	\$100,000 00	
	Payments Made	<u>Date</u> 7/27/01	<u>Amount</u> \$30,000.00	<u>Fund</u> Arts & Culture
				<u>Check #</u> 12386

Organization Project Title	Reference Number	Board Date	Grant Amount	Payee Organization (if different from Grantee Organization)	
Jazz at Lincoln Center New York, NY) <i>For planning and development of outreach programming as part of the campaign for a new education, performance and broadcast facility</i>	20000317	12/05/2000	\$500,000 00		
	Payments Made	<u>Date</u> 10/29/01	<u>Amount</u> \$250,000.00	<u>Fund</u> Arts & Culture	<u>Check #</u> 12533
Joint Center for Political and Economic Studies Washington, DC) <i>For a partial challenge grant to launch and sustain the Network of Alliances Bridging Race and Ethnicity</i>	20000250	09/10/2000	\$900,000.00		
	Payments Made	<u>Date</u> 10/29/01	<u>Amount</u> \$300,000 00	<u>Fund</u> Community Initiatives National	<u>Check #</u> 12537
Kids Voting USA Tempe, AZ) <i>To develop the Latino Outreach Initiative for the 2002 elections</i>	20010271	09/11/2001	\$200,000 00		
	Payments Made	<u>Date</u> 9/13/01	<u>Amount</u> \$200,000 00	<u>Fund</u> Venture Fund	<u>Check #</u> 12436
Local Initiatives Support Corporation New York, NY) <i>For the NCDI 2D, the second decade of the National Community Development Initiative</i>	20010277	09/11/2001	\$2,000,000 00		
	Payments Made	<u>Date</u> 9/13/01	<u>Amount</u> \$667,000.00	<u>Fund</u> Venture Fund	<u>Check #</u> 12431
Massachusetts Institute of Technology Cambridge, MA) <i>To continue the Museum Loan Network for three additional years</i>	9900075	06/15/1999	\$1,897,000 00		
	Payments Made	<u>Date</u> 10/29/01	<u>Amount</u> \$617,000.00	<u>Fund</u> Arts & Culture	<u>Check #</u> 12517

Organization Project Title	Reference Number	Board Date	Grant Amount	Payee Organization (if different from Grantee Organization)		
Meet the Composer New York, NY) <i>To implement Music Alive, a new orchestra-composer residency program in collaboration with the American Symphony Orchestra League</i>	9900219	12/07/1999	\$175,000 00			
	Payments Made	<u>Date</u> 2/1/01	<u>Amount</u> \$75,000 00	<u>Fund</u> Arts & Culture	<u>Check #</u> 12071	
Mercer University Macon, GA) <i>For a three-year evaluation of the 120-block, \$9.5 million Central South Revitalization project</i>	20010068	06/12/2001	\$245,000 00			
	Payments Made	<u>Date</u> 5/1/01	<u>Amount</u> \$245,000 00	<u>Fund</u> Venture Fund	<u>Check #</u> 12202	
Mid-America Arts Alliance Kansas City, MO) <i>For a partial challenge grant to develop reasonably priced, museum-quality exhibitions, continue a fee subsidy program and research the organizational capacity needs of museums in Knight communities</i>	20000212	09/10/2000	\$350,000 00			
	Payments Made	<u>Date</u> 10/29/01	<u>Amount</u> \$100,000.00	<u>Fund</u> Arts & Culture	<u>Check #</u> 12492	
The Miller Center Foundation Charlottesville, VA) <i>For public education activities related to The National Commission on Federal Election Reform, a bipartisan effort to improve and standardize federal election processes</i>	20010070	06/12/2001	\$200,000 00			
	Payments Made	<u>Date</u> 4/24/01	<u>Amount</u> \$200,000 00	<u>Fund</u> Venture Fund	<u>Check #</u> 12200	

Organization Project Title	Reference Number	Board Date	Grant Amount	Payee Organization (if different from Grantee Organization)		
National Center for Family Literacy Louisville, KY) <i>For transition support for the Family Independence Initiative and exploration of strategic directions for program development</i>	20000119	06/13/2000	\$1,100,000.00			
	Payments Made	<u>Date</u>	<u>Amount</u>	<u>Fund</u>	<u>Check #</u>	
		6/25/01	\$150,000.00	Education	12381	
		6/25/01	\$150,000 00	Education	12381	
		6/25/01	\$250,000 00	Education	12381	
National Center for Family Literacy Louisville, KY) <i>For a national public awareness campaign promoting family literacy, designed and implemented by the Advertising Council, and to monitor its effects</i>	20010226	06/12/2001	\$1,500,000 00			
	Payments Made	<u>Date</u>	<u>Amount</u>	<u>Fund</u>	<u>Check #</u>	
		6/14/01	\$700,000 00	Venture Fund	12363	
The National Center for Public Policy and Higher Education San Jose, CA) <i>For a partial challenge grant to develop and disseminate annual report cards on higher education performance in the 50 states</i>	9900273	12/07/1999	\$1,625,000 00			
	Payments Made	<u>Date</u>	<u>Amount</u>	<u>Fund</u>	<u>Check #</u>	
		8/28/01	\$500,000 00	Education	12407	
		8/28/01	\$500,000 00	Education	12407	
National Constitution Center Philadelphia, PA) <i>To work with Public Agenda on a national study of the public's understanding on constitutional issues, develop public education, school curriculum and outreach activities, and update the organization's web site to encourage civic education in schools</i>	20010248	09/11/2001	\$465,000 00			
	Payments Made.	<u>Date</u>	<u>Amount</u>	<u>Fund</u>	<u>Check #</u>	
		9/13/01	\$465,000.00	Venture Fund	12438	

Organization Project Title	Reference Number	Board Date	Grant Amount	Payee Organization (if different from Grantee Organization)	
National Endowment for the Humanities Washington, DC) <i>To establish a nationwide network of 10 humanities centers devoted to research, cultural preservation, public programming and lifelong learning about America's regions</i>	20010002	03/13/2001	\$2,500,000 00		
	Payments Made.	<u>Date</u> 3/15/01	<u>Amount</u> \$500,000 00	<u>Fund</u> Venture Fund	<u>Check #</u> 12142
The National Mentoring Partnership Alexandria, VA) <i>For mentor training institutes in Charlotte and Palm Beach County, Fla</i>	20000344	12/05/2000	\$255,100 00		
	Payments Made	<u>Date</u> 10/29/01	<u>Amount</u> \$127,550 00	<u>Fund</u> Community Initiatives National	<u>Check #</u> 12518
National Park Foundation Washington, DC) <i>To increase awareness of and resources for national parks that illustrate the African-American experience and to provide professional museum and historic preservation opportunities for minority college students</i>	20000109	06/13/2000	\$150,000 00		
	Payments Made	<u>Date</u> 7/27/01	<u>Amount</u> \$50,000 00	<u>Fund</u> Arts & Culture	<u>Check #</u> 12389
National Peace Corps Association Washington, DC) <i>For a partial challenge grant for further development of Global TeachNet, a national teacher network using the IMPACT II model</i>	9800225	12/08/1998	\$135,000 00		
	Payments Made.	<u>Date</u> 4/23/01	<u>Amount</u> \$35,000 00	<u>Fund</u> Education	<u>Check #</u> 12195

Organization Project Title	Reference Number	Board Date	Grant Amount	Payee Organization (if different from Grantee Organization)
-------------------------------	---------------------	---------------	-----------------	--

National Shakespeare Company 9900171 09/13/1999 \$200,000 00
 New York, NY)
For a partial challenge grant for the expansion of the national touring program to include up to 20 Knight communities and to add three new Shakespeare productions to the repertoire over the next three years

Payments Made	<u>Date</u> 10/29/01	<u>Amount</u> \$50,000 00	<u>Fund</u> Arts & Culture	<u>Check #</u> 12525
---------------	-------------------------	------------------------------	-------------------------------	-------------------------

National Trust for Historic Preservation in the United States 20010249 09/11/2001 \$2,500,000.00
 Washington, DC)
For integrated, ongoing assistance in preservation-based community revitalization in Knight Foundation communities

Payments Made:	<u>Date</u> 9/13/01	<u>Amount</u> \$1,000,000.00	<u>Fund</u> Venture Fund	<u>Check #</u> 12440
----------------	------------------------	---------------------------------	-----------------------------	-------------------------

Organization Project Title	Reference Number	Board Date	Grant Amount	Payee Organization (if different from Grantee Organization)
New American Schools Arlington, VA) <i>For organizational development to help implement comprehensive school reform</i>	9800226	12/08/1998	\$2,500,000 00	
	Payments Made	<u>Date</u> 2/14/01	<u>Amount</u> \$15,498 51	<u>Fund</u> Education <u>Check #</u> 12087
New American Schools Arlington, VA) <i>To support New American Schools' plan to achieve financial self-sufficiency while continuing its efforts to promote and implement comprehensive, research-based school reform design models</i>	20010250	09/11/2001	\$2,000,000 00	
	Payments Made	<u>Date</u> 9/13/01	<u>Amount</u> \$1,000,000 00	<u>Fund</u> Venture Fund <u>Check #</u> 12441
New American Schools Arlington, VA) <i>For organizational development to help implement comprehensive school reform</i>	9800226	12/08/1998	\$2,500,000.00	
	Payments Made.	<u>Date</u> 2/12/01	<u>Amount</u> \$734,501 49	<u>Fund</u> Education <u>Check #</u> STOCK
New Profit Cambridge, MA) <i>For operating support and to explore opportunities for partnerships in Knight communities</i>	20010282	12/04/2001	\$250,000 00	
	Payments Made.	<u>Date</u> 9/24/01	<u>Amount</u> \$250,000.00	<u>Fund</u> Venture Fund <u>Check #</u> 12451
OMG Center for Collaborative Learning Philadelphia, PA) <i>To commission and design studies and collateral professional development tools to assist foundations improve their effectiveness</i>	20010177	06/12/2001	\$207,000 00	
	Payments Made.	<u>Date</u> 6/1/01	<u>Amount</u> \$103,500 00	<u>Fund</u> Venture Fund <u>Check #</u> 12290
		12/20/01	\$103,500 00	Venture Fund 12593

Organization Project Title	Reference Number	Board Date	Grant Amount	Payee Organization (if different from Grantee Organization)		
Parents for Public Schools Jackson, MS) <i>For general operating support and to explore potential roles in Knight communities</i>	20010296	12/04/2001	\$150,000 00			
	Payments Made	<u>Date</u> 12/6/01	<u>Amount</u> \$150,000.00	<u>Fund</u> Venture Fund		<u>Check #</u> 12576
People for the American Way Foundation Washington, DC) <i>To expand a national civic participation project</i>	20010297	12/04/2001	\$250,000 00			
	Payments Made	<u>Date</u> 12/6/01	<u>Amount</u> \$250,000 00	<u>Fund</u> Venture Fund		<u>Check #</u> 12577
Princeton University Princeton, NJ) <i>For a partial challenge grant for Reinventing Downtown Culture, Sports and Visitors in the New American City, a study of the role of urban cultures in American cities, including six Knight communities</i>	20010284	12/04/2001	\$225,000.00			
	Payments Made	<u>Date</u> 11/1/01	<u>Amount</u> \$125,000.00	<u>Fund</u> Venture Fund		<u>Check #</u> 12547
San Francisco Symphony Orchestra San Francisco, CA) <i>For a partial challenge grant to commission and develop a new work by composer John Adams</i>	20000214	09/10/2000	\$100,000 00			
	Payments Made.	<u>Date</u> 10/29/01	<u>Amount</u> \$40,000 00	<u>Fund</u> Arts & Culture		<u>Check #</u> 12504

Organization Project Title	Reference Number	Board Date	Grant Amount	Payee Organization (if different from Grantee Organization)	
Southern Arts Federation Atlanta, GA) <i>For the Southern Visions traveling exhibitions program and related educational activities in 11 southeastern Knight communities</i>	20010267	09/11/2001	\$23,000 00		
	Payments Made	<u>Date</u> 9/13/01	<u>Amount</u> \$23,000.00	<u>Fund</u> Venture Fund	<u>Check #</u> 12449
Steppenwolf Theatre Company Chicago, IL) <i>For an endowment grant to sustain the creation of new work through the New Plays Initiative</i>	20010184	06/12/2001	\$250,000 00		
	Payments Made	<u>Date</u> 10/4/01	<u>Amount</u> \$250,000 00	<u>Fund</u> Venture Fund	<u>Check #</u> 12482
Teach for America New York, NY) <i>To expand Teach for America's teaching corps to 4,000 by the year 2004</i>	20010252	09/11/2001	\$3,000,000 00		
	Payments Made	<u>Date</u> 12/4/01	<u>Amount</u> \$1,000,000 00	<u>Fund</u> Venture Fund	<u>Check #</u> 12586
The Teachers Network New York, NY) <i>To support and expand new and existing IMPACT II programs for teachers in Knight communities</i>	20010003	03/13/2001	\$750,000 00		
	Payments Made:	<u>Date</u> 3/15/01	<u>Amount</u> \$250,000.00	<u>Fund</u> Venture Fund	<u>Check #</u> 12153
United Negro College Fund Fairfax, VA) <i>For the Frederick D Patterson Research Institute's endowment campaign</i>	20000348	12/05/2000	\$250,000 00		
	Payments Made	<u>Date</u> 2/1/01	<u>Amount</u> \$250,000.00	<u>Fund</u> Education	<u>Check #</u> 12085

Organization Project Title	Reference Number	Board Date	Grant Amount	Payee Organization (if different from Grantee Organization)		
University of California, Santa Cruz Santa Cruz, CA) <i>For the New Teacher Center to provide outreach relating to teacher induction and to encourage experienced teachers to seek certification by the National Board for Professional Teaching Standards</i>	9900091	06/15/1999	\$420,000.00			
	Payments Made	<u>Date</u> 6/25/01	<u>Amount</u> \$142,000.00	<u>Fund</u> Education		<u>Check #</u> 12378
University of Maryland College Park Foundation College Park, MD) <i>To develop tools to measure and encourage civic engagement</i>	20010269	09/11/2001	\$236,000.00			
	Payments Made	<u>Date</u> 10/1/01	<u>Amount</u> \$118,000.00	<u>Fund</u> Venture Fund		<u>Check #</u> 12480
University of Miami Coral Gables, FL) <i>For the School of Architecture to develop a midcareer program of professional development in community building</i>	20000053	03/14/2000	\$2,100,000.00			
	Payments Made	<u>Date</u> 9/25/01 12/20/01	<u>Amount</u> \$685,000.00 \$715,000.00	<u>Fund</u> Venture Fund Venture Fund		<u>Check #</u> 12474 12595
University of North Carolina at Chapel Hill Chapel Hill, NC) <i>To complete the development and pilot testing of the School Success Profile (SSP) and to design an experiment that will test the SSP's effectiveness in helping counselors improve outcomes for children</i>	20010231	09/11/2001	\$83,000.00			
	Payments Made	<u>Date</u> 6/25/01	<u>Amount</u> \$83,000.00	<u>Fund</u> Venture Fund		<u>Check #</u> 12372

Organization Project Title	Reference Number	Board Date	Grant Amount	Payee Organization (if different from Grantee Organization)	
University of Wisconsin-Madison Madison WI) <i>To develop and implement the Community Information Corps model in St. Paul, which will mobilize young people's interest in new media and the Internet toward civic engagement and public work</i>	20010042	03/13/2001	\$75,000 00		
	Payments Made	<u>Date</u> 3/15/01	<u>Amount</u> \$75,000 00	<u>Fund</u> Venture Fund	<u>Check #</u> 12159
Urban Network to Improve Teacher Education Milwaukee, WI) <i>To study entry-year programs for beginning teachers in urban schools to improve transition from college to workplace for new teachers</i>	97-321	12/08/1998	\$150,000 00		
	Payments Made	<u>Date</u> 3/1/01	<u>Amount</u> \$50,000 00	<u>Fund</u> Education	<u>Check #</u> 12103
Voter Foundation Boston, MA) <i>To develop a business plan for a web-based journalistic, civic and educational enterprise designed to promote a more active and informed electorate</i>	20010243	09/11/2001	\$175,000 00		
	Payments Made	<u>Date</u> 8/1/01	<u>Amount</u> \$75,000 00	<u>Fund</u> Venture Fund	<u>Check #</u> 12421
White House Fellows Foundation Washington DC) <i>For bridge funding for the White House Fellows Foundation during a major campaign to increase its endowment</i>	97-376	09/16/1997	\$100,000 00		
	Payments Made	<u>Date</u> 5/24/01	<u>Amount</u> \$20,000 00	<u>Fund</u> Community Initiatives National	<u>Check #</u> 12227
	Total	(0 items)	<u>\$20,967,550.00</u> ©		
	Grand Total	(641 items)	<u>\$80,118,742.01</u>		

Schedule

DIRECT CHARITABLE ACTIVITIES

KNIGHT COMMISSION ON INTERCOLLEGIATE ATHLETICS

The Knight Foundation Commission on Intercollegiate Athletics reconvened in 2000 a decade after issuing the first of three reports assessing problems facing big-time college sports. The 28-member commission met in public on four occasions over 2000 and 2001: Aug 28, Oct 18 and Nov 27-28, 2000 and Jan 22-23, 2001. In those sessions the Commission heard direct testimony from 36 representatives of college and professional sports and higher education. The Commission met in late June 2001 and released *A Call to Action: Reconnecting College Sports and Higher Education*, a 48-page report calling for additional reforms. The Commission was staffed by an executive director who conducted and shared the research. Public relations from Hill & Knowlton supported the effort.

THE MAGIC OF MUSIC INITIATIVE

Mission: *Magic of Music* is a Knight Foundation initiative directed at strengthening symphony orchestras. Its purpose is to encourage a more vital relationship between artists and audiences. It provides multi-year funds to allow orchestras to be venturesome in exploring imaginative ways to strengthen this bond. Support is also provided for the development of effective research tools to shed light on the behavior of existing and potential audience members.

Phase II: Based on the learning's and accomplishments of Phase I (1994 to 2000) and recognizing that changing institutional culture is a time consuming pursuit, the Board approved a second phase of *Magic of Music* in December 1999. Fifteen orchestras have been invited to participate – 10 of the original Phase I orchestras and five additional ones in Knight Foundation cities.

The core mission remains the same – to create a more vital relationship between artists and audiences. Added to this, however, is a stronger imperative to identify and marshal the resources necessary to bring about this change, to determine its impact on the size and interest of concert audiences and to enable orchestras in Knight communities to benefit from the most promising practices. Phase II provides for further testing and evaluation of the most successful Phase I projects. In addition, interested Knight community orchestras will partner with select Phase I orchestras to develop and test comparable projects of their own. A retreat is offered additional opportunities for sharing lessons learned, establishing collaborations and continuing the highly successful inter- and intra-organizational communication initiated during Phase I.

Phase II Desired Outcomes: While the specific goals and objectives of projects will vary, all must relate to the general outcomes that Knight Foundation is seeking in

Phase II These are to

- Support programs that produce a demonstrable increase in the ticket-buying audience;
- Help orchestras develop a stronger sense of connection with new and potential audiences,
- Enhance the relationship between musician and orchestra, audience and community,
- Develop a clearer understanding of the market dynamics in which symphony orchestras seek to develop and nurture audiences

Phase II Projects: Twelve orchestras have received support during Phase II They are grouped into three partnerships of four orchestras each

I. Partnership Involving the Charlotte Symphony, Fort Wayne Symphony, New World Symphony and St. Louis Symphony Orchestras

This project has emerged from a collaborative effort guided by four principles derived from experiences and lessons learned in Phase I

- By nurturing stronger relationships, orchestras can promote broader engagement and participation of community members with music and institutions
- Training is a common need among orchestras if musicians are to become effective ambassadors of music and institutions in the community
- Long-term audience development, including cultivation of a potential ticket buying public, is one of the goals of community development programming
- Orchestras can learn more quickly and effectively if they embark on musician training and community engagement in a cooperative manner, sharing findings and experiences and testing new concepts garnered from one another

Saint Louis and New World will serve as host sites, sharing the models they developed in Phase I with Charlotte and Fort Wayne Specifically, Saint Louis' program design, collaborative experiences, musician involvement in program oversight and contract specifics will serve as a starting point for discussion New World's training of musicians for a broader job description that includes interaction with the public in non-traditional, community settings outside the full ensemble of the orchestra, will serve as the starting point to develop relevant programs for each orchestra

II. Partnership Involving the Detroit Symphony, Long Beach Symphony, St. Paul Chamber Orchestra and Kansas City Symphony

The Saint Paul Chamber Orchestra and the Kansas City Symphony, both Phase I participants, will partner with the Detroit and Long Beach symphonies to implement and expand upon opportunities to develop a more vital relationship between the orchestras and their audiences through education and outreach initiatives

The impetus for the effort derived from St Paul's success in implementing its Musical U adult education program during Phase I. This innovative audience development tool helped the chamber orchestra increase patron affinity and encourage newcomers to make regular concert attendance an ongoing activity. The experience illustrated the importance of reaching out to existing and potential audiences through education initiatives to capture their attention, pique their curiosity and encourage them to develop a relationship with the orchestra.

III. Partnership Involving the Wichita Symphony, Oregon Symphony, Colorado Symphony and Louisiana Philharmonic

The Colorado and Oregon symphonies and the Louisiana Philharmonic, all Phase I participants, will partner with the Wichita Symphony to attract and sustain new audiences for orchestral music in their communities. The projects will build upon Oregon's Nerve Endings model that seeks to present classical music in an "unclassical" way. Based on an informal concert environment and experience, Nerve Endings programs have proven to be interesting and inviting to younger or inexperienced audience members. The series has become self-sufficient and – with a 50 percent increase in subscribers for the 2000-2001 season – has become Oregon's fastest growing program.

Recognizing that no single program fits all, Oregon will work with each partnering orchestra to help it explore classical music in different ways and under different thematic headings. In addition, Oregon will share its experience and audience research from the developmental years of Nerve Endings.

Activities in 2001: In 2001, 12 orchestras received Knight Foundation support for the projects described above. Eleven received implementation funding and one received planning dollars. In addition, 15 orchestras received partial support to participate in a market segmentation study conducted by AMS research. In May 2001, more than 75 representatives from 15 orchestras joined Knight Foundation staff and a group of marketing, audience development and alternative space programming consultants for a two-day retreat in St. Paul, MN. The retreat provided the opportunity for participating orchestras to share information about each others' projects, hear from business experts on the subject of consumer loyalty, discuss the benefits and challenges of programming presented outside the concert hall, more fully understand the AMS market research effort and expand their thinking about web-based programming and marketing.

COMMUNITY INDICATORS (SURVEYS AND PROFILES)

You can print out the FAQs (<http://www.knightfdn.org/default.asp?story=indicators/faq.html>) from our web site as documentation on the project. More information is below.

The Community Indicators project is a research-based initiative that is part of Knight Foundation's ongoing effort to learn more about the 26 communities* it serves through its grant making. To document changes in the quality of life in its communities, the Foundation will establish a few key indicators and track the information over time. The project will focus on aspects of community life related to the seven grant-making areas (education; the well-being of children and families, housing and community development, economic development; civic engagement and positive human relations, and the vitality of cultural life) that are the priority of the Knight Community Partners Program. The Knight Community Partners Program seeks to enhance the quality of life in the 26 communities where the Knight brothers published newspapers. It strives to find solutions that address specific problems.

Knight Foundation is using two methods to measure the quality of life in its communities. First, the Foundation is conducting surveys in all Knight communities to document citizen engagement, attitudes and behaviors related to Knight Foundation's local grant making interests. The 15-minute telephone surveys reached 500-800 households, per community, and in most cases covered the home county. There is a common core questionnaire for all sites, with four custom questions added for each community. To provide a U.S. comparison, Knight Foundation included a national survey (using the core questions) of 1,200 adults, interviewed from mid-October through mid-November 1999. Princeton Survey Research Associates of Princeton, N.J., is directing this portion of the project. The time period for the fieldwork in the community surveys was February 1999 through November 1999.

Second, the Foundation is developing administrative profiles for each Knight community. Drawing on local, state and national data sources, these profiles will describe areas of community life related to the seven areas of grant making in the Community Initiatives Program. The profiles will track real-world trends and thus serve as a complement to the impressionistic information drawn from public opinion measures. Examples of community profile data include outcome measures such as high school graduation rates and context measures such as the number of police officers per 1,000 population. American Institutes for Research of Washington, D.C., is directing this portion of the project.

In 2001, we published *Listening & Learning* and circulated several thousand copies to folks in KF communities and beyond. Also in 2001, we created a public-use dataset that integrates the survey information and administrative data. On the profiles in 2001, began work on an economic development module. We completed work on a web-friendly, searchable database.

*The Knight Foundation communities are Aberdeen, S.D., Akron, Ohio, Biloxi, Miss., Boca Raton, Fla., Boulder, Colo., Bradenton, Fla., Charlotte, N.C., Columbia, S.C., Columbus, Ga., Detroit, Mich., Duluth, Minn., Fort Wayne, Ind., Gary, Ind., Grand Forks, N.D., Lexington, Ky., Long Beach, Calif., Macon, Ga., Miami, Fla., Milledgeville, Ga., Myrtle Beach, S.C., Philadelphia, Pa., St. Paul, Minn., San Jose, Calif., State College, Pa., Tallahassee, Fla., and Wichita, Kan.

Who will use the Community Indicators?

First, community foundations, local nonprofit organizations and other groups within Knight Foundation's 26 communities of interest will be able to use the information to help with program planning, evaluation efforts and the development of grant requests. The information can help groups convene citizens, form partnerships and advance the local conversation about civic engagement and community health. Across the country, indicators projects are providing residents with a new way to participate in civic affairs. Local nonprofit groups, often in partnerships, can select key areas of community life they want to change. The indicators research provides the raw materials from which local leaders can produce an action plan that suits their community's specific needs.

Second, key national organizations that work in areas related to Knight Community Partners Program will be able to use the information to advance knowledge and practice. This group includes national foundations, national nonprofit organizations and researchers who can extract from the Community Indicators project practical lessons that help Knight Foundation make more effective grants in the areas of arts and culture, children/social welfare, citizenship, community development, education, homelessness and literacy.

Community Partner Priorities

This work represents the bulk of our program development effort to share information about effective and promising practices within and across Knight Foundation communities. In 2001, we launched "what works" toolkits for priority areas such as school readiness, adolescent development, economic development, housing, arts education, and civic engagement. We completed work on school readiness and partnered with Child Trends on extensive dissemination efforts (both hard copy and in web content). Below is a memo describing the kind of dissemination we've done.

We applied these tools to grant development efforts in our communities and shared these tools more broadly to benefit the work of national organizations. We undertook topical reviews on the role of arts in youth development and the relative contributions of emotional readiness and cognitive readiness in preparing youngsters to enter school. We worked to improve the Campbell Collaboration web site to connect KF communities to information about the most rigorously reviewed "what works" examples in education, social welfare and crime reduction. We also produced more than 20 program summaries for use with CACs and local partners.

October 2, 2002

TO John Bare
FROM Amber Moore
RE Dissemination Update
CC Kris Moore, Carol Emig, Bud Meyer, Robbie Adams

Following is a progress report on the *American Teens* series of Research Briefs and *What Works* e-tables. On September 16th, we released the fifth Research Brief and set of *What Works* tables in the series Promoting Positive Mental and Emotional Health in Teens.

We are having the *What Works* pages updated with the "new look" we discussed last month. The tables should all be ready by the time we launch the final set of tables on civic engagement at the end of the month. I will send the link to the civic engagement tables to you next week to review.

Additionally, in September, we hand-delivered a copy of the Education brief to every House and Senate office with an informational package from Child Trends.

Promoting Positive Mental and Emotional Health in Teens: Some Lessons from Research

Over 7,000 copies were downloaded in the first two weeks the brief was available.

5,600 hard copies of each brief were mailed to Child Trends' mailing list. 600 copies were sent to the Knight Foundation. Copies and/or notices were again sent to the organizations listed below.

- Alliance for Children and Families
- America's Promise – The Alliance for Youth
- American Association of School Administrators
- American College of Obstetricians and Gynecologists
- American Youth Policy Forum
- Association for Maternal and Child Health Programs
- Council of Chief State School Officers
- The Forum for Youth Investment
- National Collaboration for Youth (includes 34 leading youth organizations, like the Boys & Girls Clubs, the Scouts and National 4-H)
- National League of Cities

We announced the brief and set of e-tables via our listserv (over 5,000 subscribers).

Media Outreach

We have distributed a press release on each topic to our general press list. And the Knight Foundation has again distributed the releases via A.Scribe as well. We have been getting calls and emails related to these briefs from reporters, but no new stories to date.

September report, page 2 of 3

Web Downloads/Hits (as of September 30, 2002)

What Works Intro Page 8,611
Youth Development WW Page 8,624

Reproductive Health Research Brief 17,789
Reproductive Health Report 2,596

table_adrehealth asp 3412
table_Numsexualpart asp 455
table_use_prevention asp 425
table_useof_contraception asp 360
table_Preg_and_Births asp 533
table_freqsexualact asp 498
table_contracting_std asp 173

Health and Safety Research Brief 11,416
Health and Safety Report 1,582

tobaccouse asp 1958
table_activityandnutrition asp 423
table_sleep asp 174
table_dental asp 92
table_unintentionalinjuries asp 128
table_unintentionalinjuries2 asp 72
table_occupationalinjuries asp 48

Social Skills & Relationships Brief 14,836
Social Skills & Relationships Rept 2,339

table_parentchild asp 1567
table_socialconf asp 244
table_sibling asp 166
table_selfcontrol asp 212
table_crskills asp 319
table_grandparentothermember asp 120
table_prosocial asp 205
table_platonic asp 155
table_nonfamilialadult asp 139
table_romantic asp 110
table_intimacyskills asp 122
table_Empathy asp 100

Education Brief 5,184
Education Report 794

table_selfconcept asp 707
table_motivation asp 177
table_engagement asp 179
table_expectations asp 124
table_achievement asp 314
table_completion asp 191

table_postsecondary asp 143

September report, page 3 of 3

Mental and Emotional Brief 7,309
Mental Health Report 678
Emotional Health Report 118

table_ehcoping asp 226
table_ehselfesteem asp 528
table_ehperceivedcomp asp 141
table_mhdepression asp 158
table_mhanxiety asp 108
table_mheatdisorders asp 102
table_mhadhd asp 87
table_mhconductdisorder asp 112
table_mhdrugalcabuse asp 125
table_mhmultintextprobs.asp 111

Investor Reporting of Tax Shelter Registration Number

▶ Attach to your tax return.

OMB No 1545-0881

Department of the Treasury
Internal Revenue Service

▶ If you received this form from a partnership, S corporation, or trust, see the instructions.

Attachment
Sequence No 71

Investor's name(s) shown on return

JOHN S. & JAMES L. KNIGHT	PARTNER # 15	Investor's identifying number 65-0464177	Investor's tax year ended 12/31/2001
---------------------------	--------------	---	---

	(a) Tax Shelter Name	(b) Tax Shelter Registration Number (11-digit number)	(c) Tax Shelter Identifying Number
1	CANAAN CAPITAL OFFSHORE LIMITED		
2	PARTNERSHIP C.V.	89348000251	98-0190126
3	CATALYST VENTURES, LIMITED		
4	PARTNERSHIP	88258000400	52-1591104
5			
6			
7			
8			
9			
10			

General Instructions

Section references are to the Internal Revenue Code

Purpose of Form

Use Form 8271 to report the tax shelter registration number the IRS assigns to certain tax shelters required to be registered under section 6111

("registration-required tax shelters") and to report the name identifying number of the tax shelter. This information must be reported even if the particular interest is producing net income for the filer of Form 8271. Use additional forms to report more than 10 tax shelter registration numbers. Note: A tax shelter registration number does not indicate that the tax shelter or its claimed tax benefits have been reviewed, examined, or approved by the IRS.

Who Must File

Any person claiming or reporting any deduction, loss, credit, or other tax benefit, or reporting any income on any tax return from an interest purchased or otherwise acquired in a registration-required tax shelter must file Form 8271. If you are an investor in a partnership or an S corporation, look at item G, Schedule K-1 (Form 1065), or item C, Schedule K-1 (Form 1120S). If a tax shelter registration number or the words "Applied for" appear there, then the entity is a registration-required tax shelter. If the interest is purchased or otherwise acquired by a pass-through entity, both the pass-through entity and its partners, shareholders, or beneficiaries must file Form 8271.

A pass-through entity that is the registration-required tax shelter does not have to prepare Form 8271 and give copies to its partners, shareholders, or beneficiaries unless the pass-through entity itself has invested in a registration-required tax shelter.

In certain cases, a tax shelter that does not expect to reduce the cumulative tax liability of any investor during the 5-year period ending after the date the investment is first offered for sale may be considered a "projected income investment." Such a tax shelter will not have to register, and thus not have to furnish a tax shelter registration number to investors, unless and until it ceases to be a projected income investment. It is possible, therefore, that you may not be furnished a tax shelter registration number, and not have to report it, for several years after you purchase or otherwise acquire your interest in the tax shelter. If you are later furnished a tax shelter registration number because the tax shelter ceased to be a projected income investment, follow these instructions. However, you must file Form 8271 only for tax years ending on or after the date the tax shelter ceases to be a projected income investment.

Note: Even if you have an interest in a registration-required tax shelter, you do not have to file Form 8271 if you did not claim or report any deduction, loss, credit, or other tax benefit, or report any income on your tax return from an interest in the registration-required tax shelter. This could occur, for example, if for a particular year you are unable to claim any portion of a loss because of the passive activity loss limitations and that loss is the only tax item reported to you from the shelter.

Filing Form 8271

Attach Form 8271 to any return on which a deduction, loss, credit, or other tax benefit is claimed or reported, or any income reported, from an interest in a registration-required tax shelter. These returns include applications for tentative refunds (Form 1045 and 1139) and amended returns (Form 1040X and 1120X).

Furnishing Copies of Form 8271 to Investors

A pass-through entity that has invested in a registration-required tax shelter must furnish copies of its Form 8271 to its partners, shareholders, or beneficiaries.

However, in the case where (a) the pass-through entity acquired at least a 50% interest in one tax year in a registered tax shelter (and in which it had not held an interest in a prior year), and (b) the investment would not meet the definition of a tax shelter immediately following the acquisition if it had been offered for sale at that time, the pass-through entity need not distribute copies of Form 8271 to its investors. The pass-through entity alone is required to prepare Form 8271 and include it with the entity tax return.

Penalty for Not Including Registration Number on Return

A \$250 penalty will be charged for each failure to include a tax shelter registration number on a return on which it is required to be included unless the failure is due to reasonable cause.

Specific Instructions Investor's Identifying Number

Enter the social security number or employer identification number shown on the return to which this Form 8271 is attached.

Investor's Tax Year Ended

Enter the date the tax year ended for the return to which this Form 8271 is attached.

Investor Reporting of Tax Shelter Registration Number

▶ Attach to your tax return

Department of the Treasury
Internal Revenue Service

▶ If you received this form from a partnership, S corporation, or trust, see the instructions

Attachment
Sequence No 71

Investor's name(s) shown on return

Investor's identifying number

Investor's tax year ended

JOHN S AND JAMES L KNIGHT FOUNDATION

65-0464177

12/31/2001

	(a) Tax Shelter Name	(b) Tax Shelter Registration Number (11-digit number)	(c) Tax Shelter Identifying Number
1	GROTECH PARTNERS IV, L P	92364000098	52-1846258
2			
3			
4			
5			
6			
7			
8			
9			
10			

General Instructions

Section references are to the Internal Revenue Code

Purpose of Form

Use Form 8271 to report the tax shelter registration number the IRS assigns to certain tax shelters required to be registered under section 6111

("registration-required tax shelters") and to report the name identifying number of the tax shelter. This information must be reported even if the particular interest is producing net income for the filer of Form 8271. Use additional forms to report more than 10 tax shelter registration numbers.

Note: A tax shelter registration number does not indicate that the tax shelter or its claimed tax benefits have been reviewed, examined, or approved by the IRS.

Who Must File

Any person claiming or reporting any deduction, loss, credit, or other tax benefit, or reporting any income on any tax return from an interest purchased or otherwise acquired in a registration-required tax shelter must file Form 8271. If you are an investor in a partnership or an S corporation, look at item G, Schedule K-1 (Form 1065), or item C, Schedule K-1 (Form 1120S). If a tax shelter registration number or the words "Applied for" appear there, then the entity is a registration-required tax shelter. If the interest is purchased or otherwise acquired by a pass-through entity, both the pass-through entity and its partners, shareholders, or beneficiaries must file Form 8271.

A pass-through entity that is the registration-required tax shelter does not have to prepare Form 8271 and give copies to its partners, shareholders, or beneficiaries unless the pass-through entity itself has invested in a registration-required tax shelter.

In certain cases, a tax shelter that does not expect to reduce the cumulative tax liability of any investor during the 5-year period ending after the date the investment is first offered for sale may be considered a "projected income investment." Such a tax shelter will not have to register, and thus not have to furnish a tax shelter registration number to investors, unless and until it ceases to be a projected income investment. It is possible, therefore, that you may not be furnished a tax shelter registration number, and not have to report it, for several years after you purchase or otherwise acquire your interest in the tax shelter. If you are later furnished a tax shelter registration number because the tax shelter ceased to be a projected income investment, follow these instructions. However, you must file Form 8271 only for tax years ending on or after the date the tax shelter ceases to be a projected income investment.

Note: Even if you have an interest in a registration-required tax shelter, you do not have to file Form 8271 if you did not claim or report any deduction, loss, credit, or other tax benefit, or report any income on your tax return from an interest in the registration-required tax shelter. This could occur, for example, if for a particular year you are unable to claim any portion of a loss because of the passive activity loss limitations, and that loss is the only tax item reported to you from the shelter.

Filing Form 8271

Attach Form 8271 to any return on which a deduction, loss, credit, or other tax benefit is claimed or reported, or any income reported, from an interest in a registration-required tax shelter. These returns include applications for tentative refunds (Form 1045 and 1139) and amended returns (Form 1040X and 1120X).

Furnishing Copies of Form 8271 to Investors

A pass-through entity that has invested in a registration-required tax shelter must furnish copies of its Form 8271 to its partners, shareholders, or beneficiaries.

However, in the case where (a) the pass-through entity acquired at least a 50% interest in one tax year in a registered tax shelter (and in which it had not held an interest in a prior year), and (b) the investment would not meet the definition of a tax shelter immediately following the acquisition if it had been offered for sale at that time, the pass-through entity need not distribute copies of Form 8271 to its investors. The pass-through entity alone is required to prepare Form 8271 and include it with the entity tax return.

Penalty for Not Including Registration Number on Return

A \$250 penalty will be charged for each failure to include a tax shelter registration number on a return on which it is required to be included unless the failure is due to reasonable cause.

Specific Instructions Investor's Identifying Number

Enter the social security number or employer identification number shown on the return to which this Form 8271 is attached.

Investor's Tax Year Ended

Enter the date the tax year ended for the return to which this Form 8271 is attached.

Investor's name(s) shown on return		Investor's identifying number	Investor's tax year ended
JOHN S AND JAMES L KNIGHT FOUNDATION		65-0464177	12/31/2001
(a) Tax Shelter Name	(b) Tax Shelter Registration Number (11-digit number)	(c) Tax Shelter Identifying Number	
1 SOUTH ATLANTIC PRIVATE EQUITY FUND IV, LP (QP)	97241000393	59-3455257	
2			
3			
4			
5			
6			
7			
8			
9			
10			

General Instructions

Section references are to the Internal Revenue Code

Purpose of Form

Use Form 8271 to report the tax shelter registration number the IRS assigns to certain tax shelters required to be registered under section 6111 ("registration-required tax shelters") and to report the name identifying number of the tax shelter. This information must be reported even if the particular interest is producing net income for the filer of Form 8271. Use additional forms to report more than 10 tax shelter registration numbers.
Note: A tax shelter registration number does not indicate that the tax shelter or its claimed tax benefits have been reviewed, examined, or approved by the IRS.

Who Must File

Any person claiming or reporting any deduction, loss, credit, or other tax benefit, or reporting any income on any tax return from an interest purchased or otherwise acquired in a registration-required tax shelter must file Form 8271. If you are an investor in a partnership or an S corporation, look at item G, Schedule K-1 (Form 1065), or item C, Schedule K-1 (Form 1120S). If a tax shelter registration number or the words "Applied for" appear there, then the entity is a registration-required tax shelter. If the interest is purchased or otherwise acquired by a pass-through entity, both the pass-through entity and its partners, shareholders, or beneficiaries must file Form 8271.

A pass-through entity that is the registration-required tax shelter does not have to prepare Form 8271 and give copies to its partners, shareholders, or beneficiaries unless the pass-through entity itself has invested in a registration-required tax shelter.

In certain cases, a tax shelter that does not expect to reduce the cumulative tax liability of any investor during the 5-year period ending after the date the investment is first offered for sale may be considered a "projected income investment." Such a tax shelter will not have to register, and thus not have to furnish a tax shelter registration number to investors, unless and until it ceases to be a projected income investment. It is possible, therefore, that you may not be furnished a tax shelter registration number, and not have to report it, for several years after you purchase or otherwise acquire your interest in the tax shelter. If you are later furnished a tax shelter registration number because the tax shelter ceased to be a projected income investment, follow these instructions. However, you must file Form 8271 only for tax years ending on or after the date the tax shelter ceases to be a projected income investment.

Note: Even if you have an interest in a registration-required tax shelter, you do not have to file Form 8271 if you did not claim or report any deduction, loss, credit, or other tax benefit, or report any income on your tax return from an interest in the registration-required tax shelter. This could occur, for example, if for a particular year you are unable to claim any portion of a loss because of the passive activity loss limitations, and that loss is the only tax item reported to you from the shelter.

Filing Form 8271

Attach Form 8271 to any return on which a deduction, loss, credit, or other tax benefit is claimed or reported, or any income reported, from an interest in a registration-required tax shelter. These returns include applications for tentative refunds (Form 1045 and 1139) and amended returns (Form 1040X and 1120X).

Furnishing Copies of Form 8271 to Investors

A pass-through entity that has invested in a registration-required tax shelter must furnish copies of its Form 8271 to its partners, shareholders, or beneficiaries.

However, in the case where (a) the pass-through entity acquired at least a 50% interest in one tax year in a registered tax shelter (and in which it had not held an interest in a prior year), and (b) the investment would not meet the definition of a tax shelter immediately following the acquisition if it had been offered for sale at that time, the pass-through entity need not distribute copies of Form 8271 to its investors. The pass-through entity alone is required to prepare Form 8271 and include it with the entity tax return.

Penalty for Not Including Registration Number on Return

A \$250 penalty will be charged for each failure to include a tax shelter registration number on a return on which it is required to be included unless the failure is due to reasonable cause.

Specific Instructions Investor's Identifying Number

Enter the social security number or employer identification number shown on the return to which this Form 8271 is attached.

Investor's Tax Year Ended

Enter the date the tax year ended for the return to which this Form 8271 is attached.

**Return by a Shareholder of a Passive Foreign
 Investment Company or Qualified Electing Fund**

OMB No 1545-1002

Attachment
 Sequence No **69**

▶ See separate instructions

Name of shareholder JOHN S AND JAMES L KNIGHT FOUNDATION		Identifying number (see page 2 of instructions) 65-0464177
Number, street, and room or suite no. (If a P.O. box, see page 2 of instructions) 2 SOUTH BISCAYNE BLVD, ONE BISCAYNE TOWER SUITE 3800		Shareholder tax year: calendar year 20 <u>01</u> or other tax year beginning _____, 20 and ending _____, 20
City or town, state, and ZIP code or country MIAMI, FL 33131		
Check type of shareholder filing the return: <input type="checkbox"/> Individual <input checked="" type="checkbox"/> Corporation <input type="checkbox"/> Partnership <input type="checkbox"/> S Corporation <input type="checkbox"/> Nongrantor Trust <input type="checkbox"/> Estate		
Name of passive foreign investment company (PFIC) or qualified electing fund (QEF) CERBERUS HOLDINGS II, LDC		Employer identification number (if any) N/A
Address (Enter number, street, city or town, and country) C/O CALEDONIAN BANK & TRUST LTD JENNET ST PO BOX 1043GT GEORGE TOWN, GRAND CAYMAN, CAYMAN ISLANDS, BWI		Tax year of company or fund: calendar year 20 <u>01</u> or other tax year beginning _____, 20 and ending _____, 20

Part I Elections (See instructions)

- A **Election To Treat the PFIC as a QEF.** I, a shareholder of a PFIC, elect to treat the PFIC as a QEF. *Complete lines 1a through 2c of Part II.*
- B **Deemed Sale Election.** I, a shareholder on the first day of a PFIC's first tax year as a QEF, elect to recognize gain on the deemed sale of my interest in the PFIC. *Enter gain or loss on line 10f of Part IV.*
- C **Deemed Dividend Election.** I, a shareholder on the first day of a PFIC's first tax year as a QEF that is a controlled foreign corporation (CFC), elect to treat an amount equal to my share of the post-1986 earnings and profits of the CFC as an excess distribution. *Enter this amount on line 10e.*
- D **Election To Extend Time For Payment of Tax.** I, a shareholder of a QEF, elect to extend the time for payment of tax on the undistributed earnings and profits of the QEF until this election is terminated. *Complete lines 3a through 4c of Part II to calculate the tax that may be deferred.*
Note: If any portion of line 1a or line 2a of Part II is includible under section 551 or 951, you may not make this election. Also, see sections 1294(c) and 1294(f) and the related regulations for events that terminate this election.
- E **Election To Recognize Gain on Deemed Sale of PFIC.** I, a shareholder of a former PFIC, elect to treat as an excess distribution the gain recognized on the deemed sale of my interest in the PFIC, or, if I qualify, my share of the PFIC's post-1986 earnings and profits deemed distributed, on the last day of its last tax year as a PFIC under section 1297(a). *Enter gain on line 10f of Part IV.*
- F **Election To Mark-to-Market PFIC Stock.** I, a shareholder of a PFIC, elect to mark-to-market the PFIC stock that is marketable within the meaning of section 1296(e). *Complete Part III.*

Part II Income From a Qualified Electing Fund (QEF). All QEF shareholders complete lines 1a through 2c. If you are making Election D, also complete lines 3a through 4c. (See page 5 of instructions.)

1a Enter your pro rata share of the ordinary earnings of the QEF . . .	1a	323		
b Enter the portion of line 1a that is included in income under section 551 or 951 or that may be excluded under section 1293(g) . .	1b			
c Subtract line 1b from line 1a. Enter this amount on your tax return as dividend income . . .	1c			323
2a Enter your pro rata share of the total net capital gain of the QEF . .	2a	1,477		
b Enter the portion of line 2a that is included in income under section 551 or 951 or that may be excluded under section 1293(g) . .	2b			
c Subtract line 2b from line 2a. This amount is a net long-term capital gain. Enter this amount in Part II of the Schedule D used for your income tax return. (See instructions) . .	2c			1,477
3a Add lines 1c and 2c . . .	3a			
b Enter the total amount of cash and the fair market value of other property distributed or deemed distributed to you during the tax year of the QEF. (See instructions) . . .	3b			
c Enter the portion of line 3a not already included in line 3b that is attributable to shares in the QEF that you disposed of, pledged or otherwise transferred during the tax year . . .	3c			
d Add lines 3b and 3c . . .	3d			
e Subtract line 3d from line 3a and enter the difference (if zero or less, enter amount in brackets) . . .	3e			
Important. If line 3e is greater than zero and no portion of line 1a or 2a is includible in income under section 551 or 951, you may make Election D with respect to the amount on line 3e.				
4a Enter the total tax for the tax year. (See instructions) . . .	4a			
b Enter the total tax for the tax year determined without regard to the amount entered on line 3e . . .	4b			
c Subtract line 4b from line 4a. This is the deferred tax, the time for payment of which is extended by making Election D. See instructions . . .	4c			

Part III Gain or (Loss) From Mark-to-Market Election (See page 5 of instructions)

5	Enter the fair market value of your PFIC stock at the end of the tax year	5	
6	Enter your adjusted basis in the stock at the end of the tax year	6	
7	Excess Subtract line 6 from line 5. If a gain, stop here. Include this amount as ordinary income on your tax return. If a loss, go to line 8	7	
8	Enter any unreversed inclusions (as defined in section 1296(d)). See instructions	8	
9	Enter the smaller of line 7 or line 8. Include this amount as an ordinary loss on your tax return	9	

Part IV Distributions and Disposition of Stock in a Section 1291 Fund (See page 6 of instructions)
Complete a separate Part IV for each excess distribution

10a	Enter your total distributions from the PFIC during the current tax year. If the holding period of the PFIC stock began in the current tax year, this amount is dividend income to the extent there are accumulated earnings and profits	10a	
b	Enter the total distributions (reduced by the portions of such distributions that were excess distributions but not included in income under section 1291(a)(1)(B)) made by the company for each of the 3 years preceding the current tax year (or if shorter, the portion of the shareholder's holding period before the current tax year)	10b	
c	Divide line 10b by 3. (See instructions if the number of preceding tax years is less than 3)	10c	
d	Multiply line 10c by 125%. Enter the lesser of line 10a or line 10d as a dividend on your income tax return	10d	
e	Subtract line 10d from line 10a. This amount, if more than zero, is the total excess distribution. If zero or less and you did not dispose of stock during the tax year, do not complete the rest of Part IV. See instructions if you received more than one distribution during the current tax year	10e	
f	Enter gain or loss from the disposition of stock of a section 1291 fund or former section 1291 fund. If a gain, complete line 11. If a loss, show it in brackets and do not complete line 11	10f	
11a	Attach a statement for each distribution and disposition. Show your holding period for each share of stock or block of shares held. Allocate the excess distribution to each day in your holding period. Add all amounts that are allocated to days in each tax year		
b	Enter the total of the amounts determined in line 11a that are allocable to the current tax year and tax years before the foreign corporation became a PFIC (pre-PFIC tax years). Enter these amounts on your income tax return as other income	11b	
c	Enter the aggregate increases in tax (before credits) for each tax year in your holding period (other than the current tax year and pre-PFIC years). (See instructions)	11c	
d	Foreign tax credit. (See instructions)	11d	
e	Subtract line 11d from line 11c. Enter this amount on your income tax return as "additional tax." (See instructions)	11e	
f	Determine interest on each net increase in tax determined on line 11e using the rates and methods of section 6621. Enter the aggregate amount of interest here. (See instructions)	11f	

Part V Status of Prior Year Section 1294 Elections and Termination of Section 1294 Elections
Complete a separate column for each outstanding election. Complete lines 9 and 10 only if there is a partial termination of the section 1294 election

	(i)	(ii)	(iii)	(iv)	(v)	(vi)
1 Tax year of outstanding election	-----	-----	-----	-----	-----	-----
2 Undistributed earnings to which the election relates						
3 Deferred tax						
4 Interest accrued on deferred tax (line 3) as of the filing date						
5 Event terminating election						
6 Earnings distributed or deemed distributed during the tax year						
7 Deferred tax due with this return						
8 Accrued interest due with this return						
9 Deferred tax outstanding after partial termination of election						
10 Interest accrued after partial termination of election						

Return by a Shareholder of a Passive Foreign Investment Company or Qualified Electing Fund

OMB No 1545-1002

Attachment Sequence No **69**

▶ See separate instructions

Name of shareholder JOHN S AND JAMES L KNIGHT FOUNDATION		Identifying number (see page 2 of instructions) 65-0464177
Number, street, and room or suite no. (If a P.O. box, see page 2 of instructions) 2 SOUTH BISCAYNE BLVD, ONE BISCAYNE TOWER SUITE 3800		Shareholder tax year: calendar year 20 <u>01</u> or other tax year beginning _____, 20 and ending _____, 20
City or town, state, and ZIP code or country MIAMI, FL 33131		
Check type of shareholder filing the return: <input type="checkbox"/> Individual <input checked="" type="checkbox"/> Corporation <input type="checkbox"/> Partnership <input type="checkbox"/> S Corporation <input type="checkbox"/> Nongrantor Trust <input type="checkbox"/> Estate		
Name of passive foreign investment company (PFIC) or qualified electing fund (QEF) BIOTECHNOLOGY VENTURE FUND SA		Employer identification number (if any) N/A
Address (Enter number, street, city or town, and country) C/O ABINGWORTH MANAGEMENT LTD 38 JERMYN STREET LONDON SW1Y 6 DN		Tax year of company or fund: calendar year 20 <u>01</u> or other tax year beginning _____, 20 and ending _____, 20

Part I Elections (See instructions)

- A **Election To Treat the PFIC as a QEF.** I, a shareholder of a PFIC, elect to treat the PFIC as a QEF. *Complete lines 1a through 2c of Part II*
- B **Deemed Sale Election.** I, a shareholder on the first day of a PFIC's first tax year as a QEF, elect to recognize gain on the deemed sale of my interest in the PFIC. *Enter gain or loss on line 10f of Part IV*
- C **Deemed Dividend Election.** I, a shareholder on the first day of a PFIC's first tax year as a QEF that is a controlled foreign corporation (CFC), elect to treat an amount equal to my share of the post-1986 earnings and profits of the CFC as an excess distribution. *Enter this amount on line 10e*
- D **Election To Extend Time For Payment of Tax.** I, a shareholder of a QEF, elect to extend the time for payment of tax on the undistributed earnings and profits of the QEF until this election is terminated. *Complete lines 3a through 4c of Part II to calculate the tax that may be deferred*
Note: If any portion of line 1a or line 2a of Part II is includible under section 551 or 951, you may not make this election. Also, see sections 1294(c) and 1294(f) and the related regulations for events that terminate this election.
- E **Election To Recognize Gain on Deemed Sale of PFIC.** I, a shareholder of a former PFIC, elect to treat as an excess distribution the gain recognized on the deemed sale of my interest in the PFIC, or, if I qualify, my share of the PFIC's post-1986 earnings and profits deemed distributed, on the last day of its last tax year as a PFIC under section 1297(a). *Enter gain on line 10f of Part IV*
- F **Election To Mark-to-Market PFIC Stock.** I, a shareholder of a PFIC, elect to mark-to-market the PFIC stock that is marketable within the meaning of section 1296(e). *Complete Part III*

Part II Income From a Qualified Electing Fund (QEF). All QEF shareholders complete lines 1a through 2c. If you are making Election D, also complete lines 3a through 4c. (See page 5 of instructions.)

1a Enter your pro rata share of the ordinary earnings of the QEF . . .	1a	0		
b Enter the portion of line 1a that is included in income under section 551 or 951 or that may be excluded under section 1293(g) . . .	1b			
c Subtract line 1b from line 1a. Enter this amount on your tax return as dividend income . . .	1c			
2a Enter your pro rata share of the total net capital gain of the QEF . . .	2a	9,523		
b Enter the portion of line 2a that is included in income under section 551 or 951 or that may be excluded under section 1293(g) . . .	2b			
c Subtract line 2b from line 2a. This amount is a net long-term capital gain. Enter this amount in Part II of the Schedule D used for your income tax return. (See instructions) . . .	2c		9,523	
3a Add lines 1c and 2c . . .	3a			
b Enter the total amount of cash and the fair market value of other property distributed or deemed distributed to you during the tax year of the QEF. (See instructions) . . .	3b			
c Enter the portion of line 3a not already included in line 3b that is attributable to shares in the QEF that you disposed of, pledged, or otherwise transferred during the tax year . . .	3c			
d Add lines 3b and 3c . . .	3d			
e Subtract line 3d from line 3a and enter the difference (if zero or less, enter amount in brackets) . . .	3e			
<i>Important. If line 3e is greater than zero and no portion of line 1a or 2a is includible in income under section 551 or 951, you may make Election D with respect to the amount on line 3e.</i>				
4a Enter the total tax for the tax year. (See instructions) . . .	4a			
b Enter the total tax for the tax year determined without regard to the amount entered on line 3e . . .	4b			
c Subtract line 4b from line 4a. This is the deferred tax, the time for payment of which is extended by making Election D. See instructions . . .	4c			

Part III Gain or (Loss) From Mark-to-Market Election (See page 5 of instructions)

5	Enter the fair market value of your PFIC stock at the end of the tax year	5	
6	Enter your adjusted basis in the stock at the end of the tax year	6	
7	Excess Subtract line 6 from line 5. If a gain, stop here . Include this amount as ordinary income on your tax return. If a loss, go to line 8.	7	
8	Enter any unreversed inclusions (as defined in section 1296(d)). See instructions.	8	
9	Enter the smaller of line 7 or line 8. Include this amount as an ordinary loss on your tax return.	9	

Part IV Distributions and Disposition of Stock in a Section 1291 Fund (See page 6 of instructions)
Complete a separate Part IV for each excess distribution

10a	Enter your total distributions from the PFIC during the current tax year. If the holding period of the PFIC stock began in the current tax year, this amount is dividend income to the extent there are accumulated earnings and profits.	10a	
b	Enter the total distributions (reduced by the portions of such distributions that were excess distributions but not included in income under section 1291(a)(1)(B)) made by the company for each of the 3 years preceding the current tax year (or if shorter, the portion of the shareholder's holding period before the current tax year).	10b	
c	Divide line 10b by 3. (See instructions if the number of preceding tax years is less than 3).	10c	
d	Multiply line 10c by 125%. Enter the lesser of line 10a or line 10d as a dividend on your income tax return.	10d	
e	Subtract line 10d from line 10a. This amount, if more than zero, is the total excess distribution. If zero or less and you did not dispose of stock during the tax year, do not complete the rest of Part IV. See instructions if you received more than one distribution during the current tax year.	10e	
f	Enter gain or loss from the disposition of stock of a section 1291 fund or former section 1291 fund. If a gain, complete line 11. If a loss, show it in brackets and do not complete line 11.	10f	
11a	Attach a statement for each distribution and disposition. Show your holding period for each share of stock or block of shares held. Allocate the excess distribution to each day in your holding period. Add all amounts that are allocated to days in each tax year.		
b	Enter the total of the amounts determined in line 11a that are allocable to the current tax year and tax years before the foreign corporation became a PFIC (pre-PFIC tax years). Enter these amounts on your income tax return as other income.	11b	
c	Enter the aggregate increases in tax (before credits) for each tax year in your holding period (other than the current tax year and pre-PFIC years). (See instructions).	11c	
d	Foreign tax credit. (See instructions).	11d	
e	Subtract line 11d from line 11c. Enter this amount on your income tax return as "additional tax." (See instructions).	11e	
f	Determine interest on each net increase in tax determined on line 11e using the rates and methods of section 6621. Enter the aggregate amount of interest here. (See instructions).	11f	

Part V Status of Prior Year Section 1294 Elections and Termination of Section 1294 Elections
Complete a separate column for each outstanding election. Complete lines 9 and 10 only if there is a partial termination of the section 1294 election.

	(i)	(ii)	(iii)	(iv)	(v)	(vi)
1 Tax year of outstanding election						
2 Undistributed earnings to which the election relates						
3 Deferred tax						
4 Interest accrued on deferred tax (line 3) as of the filing date						
5 Event terminating election						
6 Earnings distributed or deemed distributed during the tax year						
7 Deferred tax due with this return						
8 Accrued interest due with this return						
9 Deferred tax outstanding after partial termination of election						
10 Interest accrued after partial termination of election						

Return by a Shareholder of a Passive Foreign Investment Company or Qualified Electing Fund

OMB No. 1545-1002

Attachment Sequence No. **69**

▶ See separate instructions

Name of shareholder JOHN S AND JAMES L KNIGHT FOUNDATION	Identifying number (see page 2 of instructions) 65-0464177
Number, street, and room or suite no. (If a P.O. box, see page 2 of instructions) 2 SOUTH BISCAYNE BLVD, ONE BISCAYNE TOWER SUITE 3800	Shareholder tax year: calendar year 20 01 or other tax year beginning _____, 20 and ending _____, 20
City or town, state, and ZIP code or country MIAMI, FL 33131	
Check type of shareholder filing the return: <input type="checkbox"/> Individual <input checked="" type="checkbox"/> Corporation <input type="checkbox"/> Partnership <input type="checkbox"/> S Corporation <input type="checkbox"/> Nongrantor Trust <input type="checkbox"/> Estate	
Name of passive foreign investment company (PFIC) or qualified electing fund (QEF) TETRAVEN FUND S.A.	Employer identification number (if any) N/A
Address (Enter number, street, city or town, and country) C/O ABINGWORTH MANAGEMENT LTD 38 JERMYN STREET LONDON SW1Y 6 DN	Tax year of company or fund: calendar year 20 01 or other tax year beginning _____, 20 and ending _____, 20

Part I Elections (See instructions)

- A **Election To Treat the PFIC as a QEF** I, a shareholder of a PFIC, elect to treat the PFIC as a QEF. Complete lines 1a through 2c of Part II.
- B **Deemed Sale Election** I, a shareholder on the first day of a PFIC's first tax year as a QEF, elect to recognize gain on the deemed sale of my interest in the PFIC. Enter gain or loss on line 10f of Part IV.
- C **Deemed Dividend Election** I, a shareholder on the first day of a PFIC's first tax year as a QEF that is a controlled foreign corporation (CFC), elect to treat an amount equal to my share of the post-1986 earnings and profits of the CFC as an excess distribution. Enter this amount on line 10e.
- D **Election To Extend Time For Payment of Tax** I, a shareholder of a QEF, elect to extend the time for payment of tax on the undistributed earnings and profits of the QEF until this election is terminated. Complete lines 3a through 4c of Part II to calculate the tax that may be deferred.
Note: If any portion of line 1a or line 2a of Part II is includible under section 551 or 951, you may not make this election. Also, see sections 1294(c) and 1294(f) and the related regulations for events that terminate this election.
- E **Election To Recognize Gain on Deemed Sale of PFIC** I, a shareholder of a former PFIC, elect to treat as an excess distribution the gain recognized on the deemed sale of my interest in the PFIC, or, if I qualify, my share of the PFIC's post-1986 earnings and profits deemed distributed, on the last day of its last tax year as a PFIC under section 1297(a). Enter gain on line 10f of Part IV.
- F **Election To Mark-to-Market PFIC Stock** I, a shareholder of a PFIC, elect to mark-to-market the PFIC stock that is marketable within the meaning of section 1296(e). Complete Part III.

Part II Income From a Qualified Electing Fund (QEF). All QEF shareholders complete lines 1a through 2c. If you are making Election D, also complete lines 3a through 4c. (See page 5 of instructions.)

1a Enter your pro rata share of the ordinary earnings of the QEF	1a			
b Enter the portion of line 1a that is included in income under section 551 or 951 or that may be excluded under section 1293(g)	1b			
c Subtract line 1b from line 1a. Enter this amount on your tax return as dividend income		1c		
2a Enter your pro rata share of the total net capital gain of the QEF	2a			
b Enter the portion of line 2a that is included in income under section 551 or 951 or that may be excluded under section 1293(g)	2b			
c Subtract line 2b from line 2a. This amount is a net long-term capital gain. Enter this amount in Part II of the Schedule D used for your income tax return. (See instructions.)		2c		
3a Add lines 1c and 2c		3a		
b Enter the total amount of cash and the fair market value of other property distributed or deemed distributed to you during the tax year of the QEF. (See instructions.)	3b			
c Enter the portion of line 3a not already included in line 3b that is attributable to shares in the QEF that you disposed of, pledged, or otherwise transferred during the tax year.	3c			
d Add lines 3b and 3c		3d		
e Subtract line 3d from line 3a and enter the difference (if zero or less, enter amount in brackets). <i>Important: If line 3e is greater than zero, and no portion of line 1a or 2a is includible in income under section 551 or 951, you may make Election D with respect to the amount on line 3e.</i>		3e		
4a Enter the total tax for the tax year. (See instructions.)	4a			
b Enter the total tax for the tax year determined without regard to the amount entered on line 3e.	4b			
c Subtract line 4b from line 4a. This is the deferred tax, the time for payment of which is extended by making Election D. See instructions.		4c		

Part III Gain or (Loss) From Mark-to-Market Election (See page 5 of instructions)

5	Enter the fair market value of your PFIC stock at the end of the tax year	5	
6	Enter your adjusted basis in the stock at the end of the tax year	6	
7	Excess Subtract line 6 from line 5. If a gain, stop here. Include this amount as ordinary income on your tax return. If a loss, go to line 8.	7	
8	Enter any unreversed inclusions (as defined in section 1296(d)). See instructions.	8	
9	Enter the smaller of line 7 or line 8. Include this amount as an ordinary loss on your tax return.	9	

Part IV Distributions and Disposition of Stock in a Section 1291 Fund (See page 6 of instructions)
Complete a separate Part IV for each excess distribution

10a	Enter your total distributions from the PFIC during the current tax year. If the holding period of the PFIC stock began in the current tax year, this amount is dividend income to the extent there are accumulated earnings and profits.	10a	
b	Enter the total distributions (reduced by the portions of such distributions that were excess distributions but not included in income under section 1291(a)(1)(B)) made by the company for each of the 3 years preceding the current tax year (or if shorter, the portion of the shareholder's holding period before the current tax year).	10b	
c	Divide line 10b by 3. (See instructions if the number of preceding tax years is less than 3.)	10c	
d	Multiply line 10c by 125%. Enter the lesser of line 10a or line 10d as a dividend on your income tax return.	10d	
e	Subtract line 10d from line 10a. This amount, if more than zero, is the total excess distribution. If zero or less and you did not dispose of stock during the tax year, do not complete the rest of Part IV. See instructions if you received more than one distribution during the current tax year.	10e	
f	Enter gain or loss from the disposition of stock of a section 1291 fund or former section 1291 fund. If a gain, complete line 11. If a loss, show it in brackets and do not complete line 11.	10f	
11a	Attach a statement for each distribution and disposition. Show your holding period for each share of stock or block of shares held. Allocate the excess distribution to each day in your holding period. Add all amounts that are allocated to days in each tax year.		
b	Enter the total of the amounts determined in line 11a that are allocable to the current tax year and tax years before the foreign corporation became a PFIC (pre-PFIC tax years). Enter these amounts on your income tax return as other income.	11b	
c	Enter the aggregate increases in tax (before credits) for each tax year in your holding period (other than the current tax year and pre-PFIC years). (See instructions.)	11c	
d	Foreign tax credit. (See instructions.)	11d	
e	Subtract line 11d from line 11c. Enter this amount on your income tax return as "additional tax." (See instructions.)	11e	
f	Determine interest on each net increase in tax determined on line 11e using the rates and methods of section 6621. Enter the aggregate amount of interest here. (See instructions.)	11f	

Part V Status of Prior Year Section 1294 Elections and Termination of Section 1294 Elections
Complete a separate column for each outstanding election. Complete lines 9 and 10 only if there is a partial termination of the section 1294 election.

	(i)	(ii)	(iii)	(iv)	(v)	(vi)
1 Tax year of outstanding election						
2 Undistributed earnings to which the election relates						
3 Deferred tax						
4 Interest accrued on deferred tax (line 3) as of the filing date						
5 Event terminating election						
6 Earnings distributed or deemed distributed during the tax year						
7 Deferred tax due with this return						
8 Accrued interest due with this return						
9 Deferred tax outstanding after partial termination of election						
10 Interest accrued after partial termination of election						

Return by a Shareholder of a Passive Foreign Investment Company or Qualified Electing Fund

OMB No. 1545-1002

Attachment Sequence No. **69**

▶ See separate instructions

Name of shareholder JOHN S AND JAMES L KNIGHT FOUNDATION	Identifying number (see page 2 of instructions) 65-0464177
Number, street, and room or suite no. (If a P.O. box, see page 2 of instructions) 2 SOUTH BISCAYNE BLVD, ONE BISCAYNE TOWER SUITE 3800	Shareholder tax year: calendar year 20 <u>01</u> or other tax year beginning 20 and ending 20
City or town, state, and ZIP code or country MIAMI, FL 33131	
Check type of shareholder filing the return: <input type="checkbox"/> Individual <input checked="" type="checkbox"/> Corporation <input type="checkbox"/> Partnership <input type="checkbox"/> S Corporation <input type="checkbox"/> Nongrantor Trust <input type="checkbox"/> Estate	
Name of passive foreign investment company (PFIC) or qualified electing fund (QEF) TAITBOUT SILICIUM B V	Employer identification number (if any)
Address (Enter number, street, city or town, and country) 89 RUE TAITBOUT 75009 PARIS FRANCE	Tax year of company or fund: calendar year 20__ or other tax year beginning <u>11</u> 20 <u>01</u> and ending <u>12</u> 20 <u>01</u>

Part I Elections (See instructions)

- A **Election To Treat the PFIC as a QEF.** I, a shareholder of a PFIC, elect to treat the PFIC as a QEF. *Complete lines 1a through 2c of Part II*
- B **Deemed Sale Election.** I, a shareholder on the first day of a PFIC's first tax year as a QEF, elect to recognize gain on the deemed sale of my interest in the PFIC. *Enter gain or loss on line 10f of Part IV*
- C **Deemed Dividend Election.** I, a shareholder on the first day of a PFIC's first tax year as a QEF that is a controlled foreign corporation (CFC), elect to treat an amount equal to my share of the post-1986 earnings and profits of the CFC as an excess distribution. *Enter this amount on line 10e*
- D **Election To Extend Time For Payment of Tax.** I, a shareholder of a QEF, elect to extend the time for payment of tax on the undistributed earnings and profits of the QEF until this election is terminated. *Complete lines 3a through 4c of Part II to calculate the tax that may be deferred*
Note. If any portion of line 1a or line 2a of Part II is includible under section 551 or 951, you may not make this election. Also, see sections 1294(c) and 1294(f) and the related regulations for events that terminate this election.
- E **Election To Recognize Gain on Deemed Sale of PFIC.** I, a shareholder of a former PFIC, elect to treat as an excess distribution the gain recognized on the deemed sale of my interest in the PFIC, or, if I qualify, my share of the PFIC's post-1986 earnings and profits deemed distributed, on the last day of its last tax year as a PFIC under section 1297(a). *Enter gain on line 10f of Part IV*
- F **Election To Mark-to-Market PFIC Stock.** I, a shareholder of a PFIC, elect to mark-to-market the PFIC stock that is marketable within the meaning of section 1296(e). *Complete Part III*

Part II Income From a Qualified Electing Fund (QEF). All QEF shareholders complete lines 1a through 2c. If you are making Election D, also complete lines 3a through 4c. (See page 5 of instructions)

1a Enter your pro rata share of the ordinary earnings of the QEF	1a	23,909	
b Enter the portion of line 1a that is included in income under section 551 or 951 or that may be excluded under section 1293(g)	1b		
c Subtract line 1b from line 1a. Enter this amount on your tax return as dividend income			1c 23,909
2a Enter your pro rata share of the total net capital gain of the QEF	2a		
b Enter the portion of line 2a that is included in income under section 551 or 951 or that may be excluded under section 1293(g)	2b		
c Subtract line 2b from line 2a. This amount is a net long-term capital gain. Enter this amount in Part II of the Schedule D used for your income tax return. (See instructions)			2c
3a Add lines 1c and 2c			3a
b Enter the total amount of cash and the fair market value of other property distributed or deemed distributed to you during the tax year of the QEF. (See instructions)	3b		
c Enter the portion of line 3a not already included in line 3b that is attributable to shares in the QEF that you disposed of, pledged or otherwise transferred during the tax year	3c		
d Add lines 3b and 3c			3d
e Subtract line 3d from line 3a and enter the difference (if zero or less, enter amount in brackets)			3e
<i>Important: If line 3e is greater than zero and no portion of line 1a or 2a is includible in income under section 551 or 951, you may make Election D with respect to the amount on line 3e.</i>			
4a Enter the total tax for the tax year. (See instructions)	4a		
b Enter the total tax for the tax year determined without regard to the amount entered on line 3e	4b		
c Subtract line 4b from line 4a. This is the deferred tax, the time for payment of which is extended by making Election D. See instructions.			4c

Part III Gain or (Loss) From Mark-to-Market Election (See page 5 of instructions)

5	Enter the fair market value of your PFIC stock at the end of the tax year	5	
6	Enter your adjusted basis in the stock at the end of the tax year	6	
7	Excess Subtract line 6 from line 5. If a gain, stop here. Include this amount as ordinary income on your tax return. If a loss, go to line 8	7	
8	Enter any unreversed inclusions (as defined in section 1296(d)). See instructions	8	
9	Enter the smaller of line 7 or line 8. Include this amount as an ordinary loss on your tax return	9	

Part IV Distributions and Disposition of Stock in a Section 1291 Fund (See page 6 of instructions)

Complete a separate Part IV for each excess distribution

10a	Enter your total distributions from the PFIC during the current tax year. If the holding period of the PFIC stock began in the current tax year, this amount is dividend income to the extent there are accumulated earnings and profits	10a	
b	Enter the total distributions (reduced by the portions of such distributions that were excess distributions but not included in income under section 1291(a)(1)(B)) made by the company for each of the 3 years preceding the current tax year (or if shorter, the portion of the shareholder's holding period before the current tax year)	10b	
c	Divide line 10b by 3 (See instructions if the number of preceding tax years is less than 3)	10c	
d	Multiply line 10c by 125%. Enter the lesser of line 10a or line 10d as a dividend on your income tax return	10d	
e	Subtract line 10d from line 10a. This amount, if more than zero, is the total excess distribution. If zero or less and you did not dispose of stock during the tax year, do not complete the rest of Part IV. See instructions if you received more than one distribution during the current tax year	10e	
f	Enter gain or loss from the disposition of stock of a section 1291 fund or former section 1291 fund. If a gain, complete line 11. If a loss, show it in brackets and do not complete line 11	10f	
11a	Attach a statement for each distribution and disposition. Show your holding period for each share of stock or block of shares held. Allocate the excess distribution to each day in your holding period. Add all amounts that are allocated to days in each tax year		
b	Enter the total of the amounts determined in line 11a that are allocable to the current tax year and tax years before the foreign corporation became a PFIC (pre-PFIC tax years). Enter these amounts on your income tax return as other income	11b	
c	Enter the aggregate increases in tax (before credits) for each tax year in your holding period (other than the current tax year and pre-PFIC years) (See instructions)	11c	
d	Foreign tax credit (See instructions)	11d	
e	Subtract line 11d from line 11c. Enter this amount on your income tax return as "additional tax." (See instructions)	11e	
f	Determine interest on each net increase in tax determined on line 11e using the rates and methods of section 6621. Enter the aggregate amount of interest here (See instructions)	11f	

Part V Status of Prior Year Section 1294 Elections and Termination of Section 1294 Elections

Complete a separate column for each outstanding election. Complete lines 9 and 10 only if there is a partial termination of the section 1294 election

	(i)	(ii)	(iii)	(iv)	(v)	(vi)
1 Tax year of outstanding election	-----	-----	-----	-----	-----	-----
2 Undistributed earnings to which the election relates						
3 Deferred tax						
4 Interest accrued on deferred tax (line 3) as of the filing date						
5 Event terminating election						
6 Earnings distributed or deemed distributed during the tax year						
7 Deferred tax due with this return						
8 Accrued interest due with this return						
9 Deferred tax outstanding after partial termination of election						
10 Interest accrued after partial termination of election						

Return by a Shareholder of a Passive Foreign Investment Company or Qualified Electing Fund

Department of the Treasury
Internal Revenue Service

▶ See separate instructions

Attachment
Sequence No **69**

Name of shareholder JOHN S AND JAMES L. KNIGHT FOUNDATION		Identifying number (see page 2 of instructions) 65-0464177
Number, street, and room or suite no. (If a P.O. box, see page 2 of instructions) 2 SOUTH BISCAYNE BLVD, ONE BISCAYNE TOWER SUITE 3800		Shareholder tax year: calendar year 20 <u>01</u> or other tax year beginning 20 and ending 20
City or town, state, and ZIP code or country MIAMI, FL 33131		
Check type of shareholder filing the return: <input type="checkbox"/> Individual <input checked="" type="checkbox"/> Corporation <input type="checkbox"/> Partnership <input type="checkbox"/> S Corporation <input type="checkbox"/> Nongrantor Trust <input type="checkbox"/> Estate		
Name of passive foreign investment company (PFIC) or qualified electing fund (QEF) ECI CAPITAL PARTNERS (ROLLOVER FUND)		Employer identification number (if any) N/A
Address (Enter number, street, city or town, and country) ECI VENTURES LIMITED BRETENHAM HOUSE LANCASTER PLACE LONDON, ENGLAND WC2E 7EN		Tax year of company or fund: calendar year 20 <u>01</u> or other tax year beginning ----- 20 ----- and ending ----- 20 -----

Part I Elections (See instructions)

- A **Election To Treat the PFIC as a QEF.** I, a shareholder of a PFIC, elect to treat the PFIC as a QEF. *Complete lines 1a through 2c of Part II*
- B **Deemed Sale Election.** I, a shareholder on the first day of a PFIC's first tax year as a QEF, elect to recognize gain on the deemed sale of my interest in the PFIC. *Enter gain or loss on line 10f of Part IV*
- C **Deemed Dividend Election.** I, a shareholder on the first day of a PFIC's first tax year as a QEF that is a controlled foreign corporation (CFC), elect to treat an amount equal to my share of the post-1986 earnings and profits of the CFC as an excess distribution. *Enter this amount on line 10e*
- D **Election To Extend Time For Payment of Tax.** I, a shareholder of a QEF, elect to extend the time for payment of tax on the undistributed earnings and profits of the QEF until this election is terminated. *Complete lines 3a through 4c of Part II to calculate the tax that may be deferred.*
Note: If any portion of line 1a or line 2a of Part II is includible under section 551 or 951, you may not make this election. Also, see sections 1294(c) and 1294(f) and the related regulations for events that terminate this election.
- E **Election To Recognize Gain on Deemed Sale of PFIC.** I, a shareholder of a former PFIC, elect to treat as an excess distribution the gain recognized on the deemed sale of my interest in the PFIC, or, if I qualify, my share of the PFIC's post-1986 earnings and profits deemed distributed, on the last day of its last tax year as a PFIC under section 1297(a). *Enter gain on line 10f of Part IV*
- F **Election To Mark-to-Market PFIC Stock.** I, a shareholder of a PFIC, elect to mark-to-market the PFIC stock that is marketable within the meaning of section 1296(e). *Complete Part III*

Part II Income From a Qualified Electing Fund (QEF). All QEF shareholders complete lines 1a through 2c. If you are making Election D, also complete lines 3a through 4c. (See page 5 of instructions.)

<p>1a Enter your pro rata share of the ordinary earnings of the QEF</p> <p>b Enter the portion of line 1a that is included in income under section 551 or 951 or that may be excluded under section 1293(g)</p> <p>c Subtract line 1b from line 1a. Enter this amount on your tax return as dividend income</p> <p>2a Enter your pro rata share of the total net capital gain of the QEF</p> <p>b Enter the portion of line 2a that is included in income under section 551 or 951 or that may be excluded under section 1293(g)</p> <p>c Subtract line 2b from line 2a. This amount is a net long-term capital gain. Enter this amount in Part II of the Schedule D used for your income tax return. (See instructions.)</p> <p>3a Add lines 1c and 2c</p> <p>b Enter the total amount of cash and the fair market value of other property distributed or deemed distributed to you during the tax year of the QEF. (See instructions.)</p> <p>c Enter the portion of line 3a not already included in line 3b that is attributable to shares in the QEF that you disposed of, pledged, or otherwise transferred during the tax year</p> <p>d Add lines 3b and 3c</p> <p>e Subtract line 3d from line 3a and enter the difference (if zero or less, enter amount in brackets)</p> <p>Important: If line 3e is greater than zero and no portion of line 1a or 2a is includible in income under section 551 or 951, you may make Election D with respect to the amount on line 3e.</p> <p>4a Enter the total tax for the tax year. (See instructions.)</p> <p>b Enter the total tax for the tax year determined without regard to the amount entered on line 3e</p> <p>c Subtract line 4b from line 4a. This is the deferred tax, the time for payment of which is extended by making Election D. See instructions.</p>	<p>1a</p> <p>1b</p> <p>1c</p> <p>2a</p> <p>2b</p> <p>2c</p> <p>3a</p> <p>3b</p> <p>3c</p> <p>3d</p> <p>3e</p> <p>4a</p> <p>4b</p> <p>4c</p>	
--	---	--

Part III Gain or (Loss) From Mark-to-Market Election (See page 5 of instructions)

5	Enter the fair market value of your PFIC stock at the end of the tax year	5	
6	Enter your adjusted basis in the stock at the end of the tax year	6	
7	Excess Subtract line 6 from line 5. If a gain, stop here. Include this amount as ordinary income on your tax return. If a loss, go to line 8.	7	
8	Enter any unreversed inclusions (as defined in section 1296(d)). See instructions.	8	
9	Enter the smaller of line 7 or line 8. Include this amount as an ordinary loss on your tax return.	9	

Part IV Distributions and Disposition of Stock in a Section 1291 Fund (See page 6 of instructions)
Complete a separate Part IV for each excess distribution.

10a	Enter your total distributions from the PFIC during the current tax year. If the holding period of the PFIC stock began in the current tax year, this amount is dividend income to the extent there are accumulated earnings and profits.	10a	
b	Enter the total distributions (reduced by the portions of such distributions that were excess distributions but not included in income under section 1291(a)(1)(B)) made by the company for each of the 3 years preceding the current tax year (or if shorter, the portion of the shareholder's holding period before the current tax year).	10b	
c	Divide line 10b by 3. (See instructions if the number of preceding tax years is less than 3).	10c	
d	Multiply line 10c by 125%. Enter the lesser of line 10a or line 10d as a dividend on your income tax return.	10d	
e	Subtract line 10d from line 10a. This amount, if more than zero, is the total excess distribution. If zero or less and you did not dispose of stock during the tax year, do not complete the rest of Part IV. See instructions if you received more than one distribution during the current tax year.	10e	
f	Enter gain or loss from the disposition of stock of a section 1291 fund or former section 1291 fund. If a gain, complete line 11. If a loss, show it in brackets and do not complete line 11.	10f	
11a	Attach a statement for each distribution and disposition. Show your holding period for each share of stock or block of shares held. Allocate the excess distribution to each day in your holding period. Add all amounts that are allocated to days in each tax year.		
b	Enter the total of the amounts determined in line 11a that are allocable to the current tax year and tax years before the foreign corporation became a PFIC (pre-PFIC tax years). Enter these amounts on your income tax return as other income.	11b	
c	Enter the aggregate increases in tax (before credits) for each tax year in your holding period (other than the current tax year and pre-PFIC years). (See instructions).	11c	
d	Foreign tax credit. (See instructions).	11d	
e	Subtract line 11d from line 11c. Enter this amount on your income tax return as "additional tax." (See instructions).	11e	
f	Determine interest on each net increase in tax determined on line 11e using the rates and methods of section 6621. Enter the aggregate amount of interest here. (See instructions).	11f	

Part V Status of Prior Year Section 1294 Elections and Termination of Section 1294 Elections
Complete a separate column for each outstanding election. Complete lines 9 and 10 only if there is a partial termination of the section 1294 election.

	(i)	(ii)	(iii)	(iv)	(v)	(vi)
1 Tax year of outstanding election	-----	-----	-----	-----	-----	-----
2 Undistributed earnings to which the election relates						
3 Deferred tax						
4 Interest accrued on deferred tax (line 3) as of the filing date						
5 Event terminating election						
6 Earnings distributed or deemed distributed during the tax year						
7 Deferred tax due with this return						
8 Accrued interest due with this return						
9 Deferred tax outstanding after partial termination of election						
10 Interest accrued after partial termination of election						

Return by a Shareholder of a Passive Foreign Investment Company or Qualified Electing Fund

Department of the Treasury
Internal Revenue Service

▶ See separate instructions

Attachment
Sequence No **69**

Name of shareholder JOHN S & JAMES L KNIGHT FOUNDATION		Identifying number (see page 2 of instructions) 65-0464177
Number, street and room or suite no (If a P O box, see page 2 of instructions) C/O BETTY CLOSSICK, 2 SOUTH BISCAYNE BOULEVARD, SUITE 380		Shareholder tax year: calendar year 20 01 or other tax year beginning _____, 20____ and ending _____, 20____
City or town, state and ZIP code or country MIAMI, FL 33131		
Check type of shareholder filing the return: <input type="checkbox"/> Individual <input checked="" type="checkbox"/> Corporation <input type="checkbox"/> Partnership <input type="checkbox"/> S Corporation <input type="checkbox"/> Nongrantor Trust <input type="checkbox"/> Estate		
Name of passive foreign investment company (PFIC) or qualified electing fund (QEF) THE SECOND CAUSEWAY DEVELOPMENT CAPITAL FUND		Employer identification number (if any) N/A
Address (Enter number, street, city or town and country) ABN AMRO DEVELOPMENT CAPITAL PO BOX 255 BARFIELD HOUSE ST JULIANS AVE, ST PETER PORT GUEMSEY, CHANNEL ISLANDS		Tax year of company or fund: calendar year 20 01 or other tax year beginning _____, 20____ and ending _____, 20____

Part I Elections (See instructions)

- A **Election To Treat the PFIC as a QEF** I, a shareholder of a PFIC, elect to treat the PFIC as a QEF. *Complete lines 1a through 2c of Part II*
- B **Deemed Sale Election** I, a shareholder on the first day of a PFIC's first tax year as a QEF, elect to recognize gain on the deemed sale of my interest in the PFIC. *Enter gain or loss on line 10f of Part IV*
- C **Deemed Dividend Election** I, a shareholder on the first day of a PFIC's first tax year as a QEF that is a controlled foreign corporation (CFC), elect to treat an amount equal to my share of the post-1986 earnings and profits of the CFC as an excess distribution. *Enter this amount on line 10e*
- D **Election To Extend Time For Payment of Tax** I, a shareholder of a QEF, elect to extend the time for payment of tax on the undistributed earnings and profits of the QEF until this election is terminated. *Complete lines 3a through 4c of Part II to calculate the tax that may be deferred.*
Note: If any portion of line 1a or line 2a of Part II is includible under section 551 or 951, you may not make this election. Also, see sections 1294(c) and 1294(f) and the related regulations for events that terminate this election.
- E **Election To Recognize Gain on Deemed Sale of PFIC** I, a shareholder of a former PFIC, elect to treat as an excess distribution the gain recognized on the deemed sale of my interest in the PFIC, or, if I qualify, my share of the PFIC's post-1986 earnings and profits deemed distributed, on the last day of its last tax year as a PFIC under section 1297(a). *Enter gain on line 10f of Part IV*
- F **Election To Mark-to-Market PFIC Stock** I, a shareholder of a PFIC, elect to mark-to-market the PFIC stock that is marketable within the meaning of section 1296(e). *Complete Part III*

Part II Income From a Qualified Electing Fund (QEF). All QEF shareholders complete lines 1a through 2c. If you are making Election D, also complete lines 3a through 4c. (See page 5 of instructions)

<p>1a Enter your pro rata share of the ordinary earnings of the QEF</p> <p>b Enter the portion of line 1a that is included in income under section 551 or 951 or that may be excluded under section 1293(g)</p> <p>c Subtract line 1b from line 1a. Enter this amount on your tax return as dividend income</p>	<p>1a</p> <p>1b</p> <p>1c</p>	
<p>2a Enter your pro rata share of the total net capital gain of the QEF</p> <p>b Enter the portion of line 2a that is included in income under section 551 or 951 or that may be excluded under section 1293(g)</p> <p>c Subtract line 2b from line 2a. This amount is a net long-term capital gain. Enter this amount in Part II of the Schedule D used for your income tax return. (See instructions)</p>	<p>2a</p> <p>2b</p> <p>2c</p>	
<p>3a Add lines 1c and 2c</p> <p>b Enter the total amount of cash and the fair market value of other property distributed or deemed distributed to you during the tax year of the QEF. (See instructions)</p> <p>c Enter the portion of line 3a not already included in line 3b that is attributable to shares in the QEF that you disposed of, pledged, or otherwise transferred during the tax year</p> <p>d Add lines 3b and 3c</p> <p>e Subtract line 3d from line 3a, and enter the difference (if zero or less, enter amount in brackets)</p> <p>Important: If line 3e is greater than zero, and no portion of line 1a or 2a is includible in income under section 551 or 951, you may make Election D with respect to the amount on line 3e.</p>	<p>3a</p> <p>3b</p> <p>3c</p> <p>3d</p> <p>3e</p>	
<p>4a Enter the total tax for the tax year. (See instructions)</p> <p>b Enter the total tax for the tax year determined without regard to the amount entered on line 3e</p> <p>c Subtract line 4b from line 4a. This is the deferred tax, the time for payment of which is extended by making Election D. See instructions</p>	<p>4a</p> <p>4b</p> <p>4c</p>	

Part III Gain or (Loss) From Mark-to-Market Election (See page 5 of instructions)

5	Enter the fair market value of your PFIC stock at the end of the tax year	5	
6	Enter your adjusted basis in the stock at the end of the tax year	6	
7	Excess Subtract line 6 from line 5. If a gain, stop here. Include this amount as ordinary income on your tax return. If a loss, go to line 8.	7	
8	Enter any unreversed inclusions (as defined in section 1296(d)). See instructions.	8	
9	Enter the smaller of line 7 or line 8. Include this amount as an ordinary loss on your tax return.	9	

Part IV Distributions and Disposition of Stock in a Section 1291 Fund (See page 6 of instructions)
Complete a separate Part IV for each excess distribution

10a	Enter your total distributions from the PFIC during the current tax year. If the holding period of the PFIC stock began in the current tax year, this amount is dividend income to the extent there are accumulated earnings and profits.	10a	
b	Enter the total distributions (reduced by the portions of such distributions that were excess distributions but not included in income under section 1291(a)(1)(B)) made by the company for each of the 3 years preceding the current tax year (or if shorter, the portion of the shareholder's holding period before the current tax year).	10b	
c	Divide line 10b by 3. (See instructions if the number of preceding tax years is less than 3.)	10c	
d	Multiply line 10c by 125%. Enter the lesser of line 10a or line 10d as a dividend on your income tax return.	10d	
e	Subtract line 10d from line 10a. This amount, if more than zero, is the total excess distribution. If zero or less and you did not dispose of stock during the tax year, do not complete the rest of Part IV. See instructions if you received more than one distribution during the current tax year.	10e	
f	Enter gain or loss from the disposition of stock of a section 1291 fund or former section 1291 fund. If a gain, complete line 11. If a loss, show it in brackets and do not complete line 11.	10f	
11a	Attach a statement for each distribution and disposition. Show your holding period for each share of stock or block of shares held. Allocate the excess distribution to each day in your holding period. Add all amounts that are allocated to days in each tax year.		
b	Enter the total of the amounts determined in line 11a that are allocable to the current tax year and tax years before the foreign corporation became a PFIC (pre-PFIC tax years). Enter these amounts on your income tax return as other income.	11b	
c	Enter the aggregate increases in tax (before credits) for each tax year in your holding period (other than the current tax year and pre-PFIC years). (See instructions.)	11c	
d	Foreign tax credit. (See instructions.)	11d	
e	Subtract line 11d from line 11c. Enter this amount on your income tax return as "additional tax." (See instructions.)	11e	
f	Determine interest on each net increase in tax determined on line 11e using the rates and methods of section 6621. Enter the aggregate amount of interest here. (See instructions.)	11f	

Part V Status of Prior Year Section 1294 Elections and Termination of Section 1294 Elections
Complete a separate column for each outstanding election. Complete lines 9 and 10 only if there is a partial termination of the section 1294 election.

	(i)	(ii)	(iii)	(iv)	(v)	(vi)
1 Tax year of outstanding election						
2 Undistributed earnings to which the election relates						
3 Deferred tax						
4 Interest accrued on deferred tax (line 3) as of the filing date						
5 Event terminating election						
6 Earnings distributed or deemed distributed during the tax year						
7 Deferred tax due with this return						
8 Accrued interest due with this return						
9 Deferred tax outstanding after partial termination of election						
10 Interest accrued after partial termination of election						

Return by a Shareholder of a Passive Foreign Investment Company or Qualified Electing Fund

Department of the Treasury
Internal Revenue Service

▶ See separate instructions

Attachment
Sequence No **69**

Name of shareholder JOHN S & JAMES L KNIGHT FOUNDATION		Identifying number (see page 2 of instructions) 65-0464177
Number, street, and room or suite no. (If a P.O. box, see page 2 of instructions) C/O BETTY CLOSSICK, 2 SOUTH BISCAYNE BOULEVARD, SUITE 380		Shareholder tax year: calendar year 20__ or other tax year beginning __, 20__ and ending __, 20__
City or town, state, and ZIP code or country MIAMI, FL 33131		
Check type of shareholder filing the return: <input type="checkbox"/> Individual <input type="checkbox"/> Corporation <input type="checkbox"/> Partnership <input type="checkbox"/> S Corporation <input type="checkbox"/> Nongrantor Trust <input type="checkbox"/> Estate		
Name of passive foreign investment company (PFIC) or qualified electing fund (QEF) THE THIRD CAUSEWAY DEVELOPMENT CAPITAL FUND		Employer identification number (if any) N/A
Address (Enter number, street, city or town, and country) ABN AMRO DEVELOPMENT CAPITAL PO BOX 255 BARFIELD HOUSE ST JULIANS AVE, ST PETER PORT GUEMSEY, CHANNEL ISLANDS		Tax year of company or fund: calendar year 20__ or other tax year beginning __, 20__ and ending __, 20__

Part I Elections (See instructions)

- A **Election To Treat the PFIC as a QEF.** I, a shareholder of a PFIC, elect to treat the PFIC as a QEF. *Complete lines 1a through 2c of Part II.*
- B **Deemed Sale Election.** I, a shareholder on the first day of a PFIC's first tax year as a QEF, elect to recognize gain on the deemed sale of my interest in the PFIC. *Enter gain or loss on line 10f of Part IV.*
- C **Deemed Dividend Election.** I, a shareholder on the first day of a PFIC's first tax year as a QEF that is a controlled foreign corporation (CFC), elect to treat an amount equal to my share of the post-1986 earnings and profits of the CFC as an excess distribution. *Enter this amount on line 10e.*
- D **Election To Extend Time For Payment of Tax.** I, a shareholder of a QEF, elect to extend the time for payment of tax on the undistributed earnings and profits of the QEF until this election is terminated. *Complete lines 3a through 4c of Part II to calculate the tax that may be deferred.*
Note: If any portion of line 1a or line 2a of Part II is includible under section 551 or 951, you may **not** make this election. Also, see sections 1294(c) and 1294(f) and the related regulations for events that terminate this election.
- E **Election To Recognize Gain on Deemed Sale of PFIC.** I, a shareholder of a former PFIC, elect to treat as an excess distribution the gain recognized on the deemed sale of my interest in the PFIC, or, if I qualify, my share of the PFIC's post-1986 earnings and profits deemed distributed, on the last day of its last tax year as a PFIC under section 1297(a). *Enter gain on line 10f of Part IV.*
- F **Election To Mark-to-Market PFIC Stock.** I, a shareholder of a PFIC, elect to mark-to-market the PFIC stock that is marketable within the meaning of section 1296(e). *Complete Part III.*

Part II Income From a Qualified Electing Fund (QEF). All QEF shareholders complete lines 1a through 2c. If you are making Election D, also complete lines 3a through 4c. (See page 5 of instructions.)

1a Enter your pro rata share of the ordinary earnings of the QEF	1a	1,786		
b Enter the portion of line 1a that is included in income under section 551 or 951 or that may be excluded under section 1293(g)	1b			
c Subtract line 1b from line 1a. Enter this amount on your tax return as dividend income	1c	1,786		
2a Enter your pro rata share of the total net capital gain of the QEF	2a	15,449		
b Enter the portion of line 2a that is included in income under section 551 or 951 or that may be excluded under section 1293(g)	2b			
c Subtract line 2b from line 2a. This amount is a net long-term capital gain. Enter this amount in Part II of the Schedule D used for your income tax return. (See instructions)	2c	15,449		
3a Add lines 1c and 2c	3a			
b Enter the total amount of cash and the fair market value of other property distributed or deemed distributed to you during the tax year of the QEF. (See instructions)	3b			
c Enter the portion of line 3a not already included in line 3b that is attributable to shares in the QEF that you disposed of, pledged, or otherwise transferred during the tax year	3c			
d Add lines 3b and 3c	3d			
e Subtract line 3d from line 3a, and enter the difference (if zero or less, enter amount in brackets)	3e			
Important: If line 3e is greater than zero, and no portion of line 1a or 2a is includible in income under section 551 or 951, you may make Election D with respect to the amount on line 3e.				
4a Enter the total tax for the tax year. (See instructions)	4a			
b Enter the total tax for the tax year determined without regard to the amount entered on line 3e	4b			
c Subtract line 4b from line 4a. This is the deferred tax, the time for payment of which is extended by making Election D. See instructions	4c			

Part III Gain or (Loss) From Mark-to-Market Election (See page 5 of instructions)

5	Enter the fair market value of your PFIC stock at the end of the tax year	5	
6	Enter your adjusted basis in the stock at the end of the tax year	6	
7	Excess Subtract line 6 from line 5. If a gain, stop here. Include this amount as ordinary income on your tax return. If a loss, go to line 8.	7	
8	Enter any unreversed inclusions (as defined in section 1296(d)). See instructions.	8	
9	Enter the smaller of line 7 or line 8. Include this amount as an ordinary loss on your tax return.	9	

Part IV Distributions and Disposition of Stock in a Section 1291 Fund (See page 6 of instructions)

Complete a separate Part IV for each excess distribution

10a	Enter your total distributions from the PFIC during the current tax year. If the holding period of the PFIC stock began in the current tax year, this amount is dividend income to the extent there are accumulated earnings and profits.	10a	
b	Enter the total distributions (reduced by the portions of such distributions that were excess distributions but not included in income under section 1291(a)(1)(B)) made by the company for each of the 3 years preceding the current tax year (or if shorter, the portion of the shareholder's holding period before the current tax year).	10b	
c	Divide line 10b by 3. (See instructions if the number of preceding tax years is less than 3.)	10c	
d	Multiply line 10c by 125%. Enter the lesser of line 10a or line 10d as a dividend on your income tax return.	10d	
e	Subtract line 10d from line 10a. This amount, if more than zero, is the total excess distribution. If zero or less and you did not dispose of stock during the tax year, do not complete the rest of Part IV. See instructions if you received more than one distribution during the current tax year.	10e	
f	Enter gain or loss from the disposition of stock of a section 1291 fund or former section 1291 fund. If a gain, complete line 11. If a loss, show it in brackets and do not complete line 11.	10f	
11a	Attach a statement for each distribution and disposition. Show your holding period for each share of stock or block of shares held. Allocate the excess distribution to each day in your holding period. Add all amounts that are allocated to days in each tax year.		
b	Enter the total of the amounts determined in line 11a that are allocable to the current tax year and tax years before the foreign corporation became a PFIC (pre-PFIC tax years). Enter these amounts on your income tax return as other income.	11b	
c	Enter the aggregate increases in tax (before credits) for each tax year in your holding period (other than the current tax year and pre-PFIC years). (See instructions.)	11c	
d	Foreign tax credit. (See instructions.)	11d	
e	Subtract line 11d from line 11c. Enter this amount on your income tax return as "additional tax." (See instructions.)	11e	
f	Determine interest on each net increase in tax determined on line 11e using the rates and methods of section 6621. Enter the aggregate amount of interest here. (See instructions.)	11f	

Part V Status of Prior Year Section 1294 Elections and Termination of Section 1294 Elections

Complete a separate column for each outstanding election. Complete lines 9 and 10 only if there is a partial termination of the section 1294 election.

	(i)	(ii)	(iii)	(iv)	(v)	(vi)
1 Tax year of outstanding election						
2 Undistributed earnings to which the election relates						
3 Deferred tax						
4 Interest accrued on deferred tax (line 3) as of the filing date						
5 Event terminating election						
6 Earnings distributed or deemed distributed during the tax year						
7 Deferred tax due with this return						
8 Accrued interest due with this return						
9 Deferred tax outstanding after partial termination of election						
10 Interest accrued after partial termination of election						

**Return by a Shareholder of a Passive Foreign
Investment Company or Qualified Electing Fund**

OMB No 1545-1002

Attachment
Sequence No **69**

▶ See separate instructions

Name of shareholder JOHN S & JAMES L KNIGHT FOUNDATION		Identifying number (see page 2 of instructions) 65-0464177
Number, street, and room or suite no. (If a P.O. box, see page 2 of instructions) C/O BETTY CLOSSICK, 2 SOUTH BISCAYNE BOULEVARD, SUITE 380		Shareholder tax year: calendar year 20 <u>01</u> or other tax year beginning 20 and ending 20
City or town, state, and ZIP code or country MIAMI, FL 33131		
Check type of shareholder filing the return: <input type="checkbox"/> Individual <input checked="" type="checkbox"/> Corporation <input type="checkbox"/> Partnership <input type="checkbox"/> S Corporation <input type="checkbox"/> Nongrantor Trust <input type="checkbox"/> Estate		
Name of passive foreign investment company (PFIC) or qualified electing fund (QEF) GALILEO S A		Employer identification number (if any) N/A
Address (Enter number, street, city or town, and country) 89 RUE TAITBOUT 75009 PARIS FRANCE		Tax year of company or fund: calendar year 20 -- or other tax year beginning <u>5/01</u> and ending <u>12/31</u> 20 <u>01</u>

Part I Elections (See instructions)

- A **Election To Treat the PFIC as a QEF.** I, a shareholder of a PFIC, elect to treat the PFIC as a QEF. *Complete lines 1a through 2c of Part II.*
- B **Deemed Sale Election.** I, a shareholder on the first day of a PFIC's first tax year as a QEF, elect to recognize gain on the deemed sale of my interest in the PFIC. *Enter gain or loss on line 10f of Part IV.*
- C **Deemed Dividend Election.** I, a shareholder on the first day of a PFIC's first tax year as a QEF that is a controlled foreign corporation (CFC), elect to treat an amount equal to my share of the post-1986 earnings and profits of the CFC as an excess distribution. *Enter this amount on line 10e.*
- D **Election To Extend Time For Payment of Tax.** I, a shareholder of a QEF, elect to extend the time for payment of tax on the undistributed earnings and profits of the QEF until this election is terminated. *Complete lines 3a through 4c of Part II to calculate the tax that may be deferred.*
Note: If any portion of line 1a or line 2a of Part II is includible under section 551 or 951, you may not make this election. Also, see sections 1294(c) and 1294(f) and the related regulations for events that terminate this election.
- E **Election To Recognize Gain on Deemed Sale of PFIC.** I, a shareholder of a former PFIC, elect to treat as an excess distribution the gain recognized on the deemed sale of my interest in the PFIC, or, if I qualify, my share of the PFIC's post-1986 earnings and profits deemed distributed, on the last day of its last tax year as a PFIC under section 1297(a). *Enter gain on line 10f of Part IV.*
- F **Election To Mark-to-Market PFIC Stock.** I, a shareholder of a PFIC, elect to mark-to-market the PFIC stock that is marketable within the meaning of section 1296(e). *Complete Part III.*

Part II Income From a Qualified Electing Fund (QEF). All QEF shareholders complete lines 1a through 2c. If you are making Election D, also complete lines 3a through 4c. (See page 5 of instructions.)

1a Enter your pro rata share of the ordinary earnings of the QEF	1a	
b Enter the portion of line 1a that is included in income under section 551 or 951 or that may be excluded under section 1293(g)	1b	
c Subtract line 1b from line 1a. Enter this amount on your tax return as dividend income		1c
2a Enter your pro rata share of the total net capital gain of the QEF	2a	
b Enter the portion of line 2a that is included in income under section 551 or 951 or that may be excluded under section 1293(g)	2b	
c Subtract line 2b from line 2a. This amount is a net long-term capital gain. Enter this amount in Part II of the Schedule D used for your income tax return. (See instructions)		2c
3a Add lines 1c and 2c		3a
b Enter the total amount of cash and the fair market value of other property distributed or deemed distributed to you during the tax year of the QEF. (See instructions)	3b	
c Enter the portion of line 3a not already included in line 3b that is attributable to shares in the QEF that you disposed of, pledged, or otherwise transferred during the tax year	3c	
d Add lines 3b and 3c		3d
e Subtract line 3d from line 3a and enter the difference (if zero or less, enter amount in brackets)		3e
Important: If line 3e is greater than zero, and no portion of line 1a or 2a is includible in income under section 551 or 951, you may make Election D with respect to the amount on line 3e.		
4a Enter the total tax for the tax year. (See instructions)	4a	
b Enter the total tax for the tax year determined without regard to the amount entered on line 3e	4b	
c Subtract line 4b from line 4a. This is the deferred tax, the time for payment of which is extended by making Election D. See instructions		4c

Part III Gain or (Loss) From Mark-to-Market Election (See page 5 of instructions)

5	Enter the fair market value of your PFIC stock at the end of the tax year	5
6	Enter your adjusted basis in the stock at the end of the tax year	6
7	Excess. Subtract line 6 from line 5. If a gain, stop here. Include this amount as ordinary income on your tax return. If a loss, go to line 8.	7
8	Enter any unreversed inclusions (as defined in section 1296(d)). See instructions.	8
9	Enter the smaller of line 7 or line 8. Include this amount as an ordinary loss on your tax return.	9

Part IV Distributions and Disposition of Stock in a Section 1291 Fund (See page 6 of instructions)
Complete a separate Part IV for each excess distribution

10a	Enter your total distributions from the PFIC during the current tax year. If the holding period of the PFIC stock began in the current tax year, this amount is dividend income to the extent there are accumulated earnings and profits.	10a
b	Enter the total distributions (reduced by the portions of such distributions that were excess distributions but not included in income under section 1291(a)(1)(B)) made by the company for each of the 3 years preceding the current tax year (or if shorter, the portion of the shareholder's holding period before the current tax year).	10b
c	Divide line 10b by 3. (See instructions if the number of preceding tax years is less than 3).	10c
d	Multiply line 10c by 125%. Enter the lesser of line 10a or line 10d as a dividend on your income tax return.	10d
e	Subtract line 10d from line 10a. This amount, if more than zero, is the total excess distribution. If zero or less and you did not dispose of stock during the tax year, do not complete the rest of Part IV. See instructions if you received more than one distribution during the current tax year.	10e
f	Enter gain or loss from the disposition of stock of a section 1291 fund or former section 1291 fund. If a gain, complete line 11. If a loss, show it in brackets and do not complete line 11.	10f
11a	Attach a statement for each distribution and disposition. Show your holding period for each share of stock or block of shares held. Allocate the excess distribution to each day in your holding period. Add all amounts that are allocated to days in each tax year.	
b	Enter the total of the amounts determined in line 11a that are allocable to the current tax year and tax years before the foreign corporation became a PFIC (pre-PFIC tax years). Enter these amounts on your income tax return as other income.	11b
c	Enter the aggregate increases in tax (before credits) for each tax year in your holding period (other than the current tax year and pre-PFIC years). (See instructions.)	11c
d	Foreign tax credit. (See instructions.)	11d
e	Subtract line 11d from line 11c. Enter this amount on your income tax return as "additional tax." (See instructions.)	11e
f	Determine interest on each net increase in tax determined on line 11e using the rates and methods of section 6621. Enter the aggregate amount of interest here. (See instructions.)	11f

Part V Status of Prior Year Section 1294 Elections and Termination of Section 1294 Elections
Complete a separate column for each outstanding election. Complete lines 9 and 10 only if there is a partial termination of the section 1294 election.

	(i)	(ii)	(iii)	(iv)	(v)	(vi)
1 Tax year of outstanding election	-----	-----	-----	-----	-----	-----
2 Undistributed earnings to which the election relates						
3 Deferred tax						
4 Interest accrued on deferred tax (line 3) as of the filing date						
5 Event terminating election						
6 Earnings distributed or deemed distributed during the tax year						
7 Deferred tax due with this return						
8 Accrued interest due with this return						
9 Deferred tax outstanding after partial termination of election						
10 Interest accrued after partial termination of election						

Return by a Shareholder of a Passive Foreign Investment Company or Qualified Electing Fund

OMB No 1545-1002

Attachment Sequence No **69**

▶ See separate instructions

Name of shareholder JOHN S AND JAMES L KNIGHT FOUNDATION		Identifying number (see page 2 of instructions) 65-0464177
Number street and room or suite no (If a P O box, see page 2 of instructions) 2 SOUTH BISCAYNE BLVD, ONE BISCAYNE TOWER SUITE 3800		Shareholder tax year calendar year 20 01 or other tax year beginning _____, 20 _____ and ending _____, 20 _____
City or town state, and ZIP code or country MIAMI, FL 33131		
Check type of shareholder filing the return <input type="checkbox"/> Individual <input checked="" type="checkbox"/> Corporation <input type="checkbox"/> Partnership <input type="checkbox"/> S Corporation <input type="checkbox"/> Nongrantor Trust <input type="checkbox"/> Estate		
Name of passive foreign investment company (PFIC) or qualified electing fund (QEF) DOVER STREET IV LTD		Employer identification number (if any) N/A
Address (Enter number street city or town, and country) CEDAR HOUSE, 41 CEDAR AVENUE HAMILTON HM12 BERMUDA		Tax year of company or fund calendar year 20 01 or other tax year beginning _____, 20 _____ and ending _____, 20 _____

Part I Elections (See instructions)

- A **Election To Treat the PFIC as a QEF** I, a shareholder of a PFIC, elect to treat the PFIC as a QEF *Complete lines 1a through 2c of Part II*
- B **Deemed Sale Election** I, a shareholder on the first day of a PFIC's first tax year as a QEF, elect to recognize gain on the deemed sale of my interest in the PFIC *Enter gain or loss on line 10f of Part IV*
- C **Deemed Dividend Election** I, a shareholder on the first day of a PFIC's first tax year as a QEF that is a controlled foreign corporation (CFC) elect to treat an amount equal to my share of the post-1986 earnings and profits of the CFC as an excess distribution *Enter this amount on line 10e*
- D **Election To Extend Time For Payment of Tax** I, a shareholder of a QEF, elect to extend the time for payment of tax on the undistributed earnings and profits of the QEF until this election is terminated *Complete lines 3a through 4c of Part II to calculate the tax that may be deferred*
Note If any portion of line 1a or line 2a of Part II is includible under section 551 or 951, you may **not** make this election Also, see sections 1294(c) and 1294(f) and the related regulations for events that terminate this election
- E **Election To Recognize Gain on Deemed Sale of PFIC** I, a shareholder of a former PFIC, elect to treat as an excess distribution the gain recognized on the deemed sale of my interest in the PFIC, or, if I qualify, my share of the PFIC's post-1986 earnings and profits deemed distributed, on the last day of its last tax year as a PFIC under section 1297(a) *Enter gain on line 10f of Part IV*
- F **Election To Mark-to-Market PFIC Stock** I, a shareholder of a PFIC, elect to mark-to-market the PFIC stock that is marketable within the meaning of section 1296(e) *Complete Part III*

Part II Income From a Qualified Electing Fund (QEF). All QEF shareholders complete lines 1a through 2c. If you are making Election D, also complete lines 3a through 4c. (See page 5 of instructions.)

1a Enter your pro rata share of the ordinary earnings of the QEF	1a	5,761	
b Enter the portion of line 1a that is included in income under section 551 or 951 or that may be excluded under section 1293(g)	1b		
c Subtract line 1b from line 1a. Enter this amount on your tax return as dividend income	1c		5,761
2a Enter your pro rata share of the total net capital gain of the QEF	2a		
b Enter the portion of line 2a that is included in income under section 551 or 951 or that may be excluded under section 1293(g)	2b		
c Subtract line 2b from line 2a. This amount is a net long-term capital gain. Enter this amount in Part II of the Schedule D used for your income tax return. (See instructions.)	2c		
3a Add lines 1c and 2c	3a		
b Enter the total amount of cash and the fair market value of other property distributed or deemed distributed to you during the tax year of the QEF. (See instructions.)	3b		
c Enter the portion of line 3a not already included in line 3b that is attributable to shares in the QEF that you disposed of, pledged, or otherwise transferred during the tax year	3c		
d Add lines 3b and 3c	3d		
e Subtract line 3d from line 3a, and enter the difference (if zero or less, enter amount in brackets)	3e		
Important. If line 3e is greater than zero, and no portion of line 1a or 2a is includible in income under section 551 or 951, you may make Election D with respect to the amount on line 3e.			
4a Enter the total tax for the tax year. (See instructions.)	4a		
b Enter the total tax for the tax year determined without regard to the amount entered on line 3e	4b		
c Subtract line 4b from line 4a. This is the deferred tax, the time for payment of which is extended by making Election D. See instructions.	4c		

Part III Gain or (Loss) From Mark-to-Market Election (See page 5 of instructions)

5	Enter the fair market value of your PFIC stock at the end of the tax year	5	
6	Enter your adjusted basis in the stock at the end of the tax year	6	
7	Excess Subtract line 6 from line 5. If a gain, stop here. Include this amount as ordinary income on your tax return. If a loss, go to line 8.	7	
8	Enter any unreversed inclusions (as defined in section 1296(d)). See instructions.	8	
9	Enter the smaller of line 7 or line 8. Include this amount as an ordinary loss on your tax return.	9	

Part IV Distributions and Disposition of Stock in a Section 1291 Fund (See page 6 of instructions)
Complete a separate Part IV for each excess distribution

10a	Enter your total distributions from the PFIC during the current tax year. If the holding period of the PFIC stock began in the current tax year, this amount is dividend income to the extent there are accumulated earnings and profits.	10a	
b	Enter the total distributions (reduced by the portions of such distributions that were excess distributions but not included in income under section 1291(a)(1)(B)) made by the company for each of the 3 years preceding the current tax year (or if shorter, the portion of the shareholder's holding period before the current tax year).	10b	
c	Divide line 10b by 3 (See instructions if the number of preceding tax years is less than 3).	10c	
d	Multiply line 10c by 125%. Enter the lesser of line 10a or line 10d as a dividend on your income tax return.	10d	
e	Subtract line 10d from line 10a. This amount, if more than zero, is the total excess distribution. If zero or less and you did not dispose of stock during the tax year, do not complete the rest of Part IV. See instructions if you received more than one distribution during the current tax year.	10e	
f	Enter gain or loss from the disposition of stock of a section 1291 fund or former section 1291 fund. If a gain, complete line 11. If a loss, show it in brackets and do not complete line 11.	10f	
11a	Attach a statement for each distribution and disposition. Show your holding period for each share of stock or block of shares held. Allocate the excess distribution to each day in your holding period. Add all amounts that are allocated to days in each tax year.		
b	Enter the total of the amounts determined in line 11a that are allocable to the current tax year and tax years before the foreign corporation became a PFIC (pre-PFIC tax years). Enter these amounts on your income tax return as other income.	11b	
c	Enter the aggregate increases in tax (before credits) for each tax year in your holding period (other than the current tax year and pre-PFIC years). (See instructions).	11c	
d	Foreign tax credit. (See instructions).	11d	
e	Subtract line 11d from line 11c. Enter this amount on your income tax return as "additional tax." (See instructions).	11e	
f	Determine interest on each net increase in tax determined on line 11e using the rates and methods of section 6621. Enter the aggregate amount of interest here. (See instructions).	11f	

Part V Status of Prior Year Section 1294 Elections and Termination of Section 1294 Elections
Complete a separate column for each outstanding election. Complete lines 9 and 10 only if there is a partial termination of the section 1294 election.

	(i)	(ii)	(iii)	(iv)	(v)	(vi)
1 Tax year of outstanding election						
2 Undistributed earnings to which the election relates						
3 Deferred tax						
4 Interest accrued on deferred tax (line 3) as of the filing date						
5 Event terminating election						
6 Earnings distributed or deemed distributed during the tax year						
7 Deferred tax due with this return						
8 Accrued interest due with this return						
9 Deferred tax outstanding after partial termination of election						
10 Interest accrued after partial termination of election						

Return by a Shareholder of a Passive Foreign Investment Company or Qualified Electing Fund

OMB No 1545-1002

Attachment Sequence No **69**

▶ See separate instructions.

Name of shareholder JOHN S AND JAMES L KNIGHT FOUNDATION	Identifying number (see page 2 of instructions) 65-0464177
Number, street, and room or suite no. (If a P.O. box, see page 2 of instructions) 2 SOUTH BISCAYNE BLVD, ONE BISCAYNE TOWER SUITE 3800	Shareholder tax year: calendar year 20 <u>01</u> or other tax year beginning _____, 20 and ending _____, 20
City or town, state, and ZIP code or country MIAMI, FL 33131	
Check type of shareholder filing the return: <input type="checkbox"/> Individual <input type="checkbox"/> Corporation <input type="checkbox"/> Partnership <input type="checkbox"/> S Corporation <input type="checkbox"/> Nongrantor Trust <input type="checkbox"/> Estate	
Name of passive foreign investment company (PFIC) or qualified electing fund (QEF) TAITBOUT SILICIUM B V	Employer identification number (if any) N/A
Address (Enter number, street, city or town, and country) C/O GALILEO PARTNERS 44 RUE FRANCOIS 75008 PARIS FRANCE	Tax year of company or fund: calendar year 20 <u>01</u> or other tax year beginning _____, 20 and ending _____, 20

Part I Elections (See instructions)

- A **Election To Treat the PFIC as a QEF** I, a shareholder of a PFIC, elect to treat the PFIC as a QEF. Complete lines 1a through 2c of Part II.
- B **Deemed Sale Election** I, a shareholder on the first day of a PFIC's first tax year as a QEF, elect to recognize gain on the deemed sale of my interest in the PFIC. Enter gain or loss on line 10f of Part IV.
- C **Deemed Dividend Election** I, a shareholder on the first day of a PFIC's first tax year as a QEF that is a controlled foreign corporation (CFC), elect to treat an amount equal to my share of the post-1986 earnings and profits of the CFC as an excess distribution. Enter this amount on line 10e.
- D **Election To Extend Time For Payment of Tax** I, a shareholder of a QEF, elect to extend the time for payment of tax on the undistributed earnings and profits of the QEF until this election is terminated. Complete lines 3a through 4c of Part II to calculate the tax that may be deferred.
Note: If any portion of line 1a or line 2a of Part II is includible under section 551 or 951, you may not make this election. Also, see sections 1294(c) and 1294(f) and the related regulations for events that terminate this election.
- E **Election To Recognize Gain on Deemed Sale of PFIC** I, a shareholder of a former PFIC, elect to treat as an excess distribution the gain recognized on the deemed sale of my interest in the PFIC, or, if I qualify, my share of the PFIC's post-1986 earnings and profits deemed distributed, on the last day of its last tax year as a PFIC under section 1297(a). Enter gain on line 10f of Part IV.
- F **Election To Mark-to-Market PFIC Stock** I, a shareholder of a PFIC, elect to mark-to-market the PFIC stock that is marketable within the meaning of section 1296(e). Complete Part III.

Part II Income From a Qualified Electing Fund (QEF) All QEF shareholders complete lines 1a through 2c. If you are making Election D, also complete lines 3a through 4c. (See page 5 of instructions.)

1a Enter your pro rata share of the ordinary earnings of the QEF	1a	18,554		
b Enter the portion of line 1a that is included in income under section 551 or 951 or that may be excluded under section 1293(g)	1b			
c Subtract line 1b from line 1a. Enter this amount on your tax return as dividend income.	1c			18,554
2a Enter your pro rata share of the total net capital gain of the QEF	2a			
b Enter the portion of line 2a that is included in income under section 551 or 951 or that may be excluded under section 1293(g)	2b			
c Subtract line 2b from line 2a. This amount is a net long-term capital gain. Enter this amount in Part II of the Schedule D used for your income tax return. (See instructions.)	2c			
3a Add lines 1c and 2c	3a			
b Enter the total amount of cash and the fair market value of other property distributed or deemed distributed to you during the tax year of the QEF. (See instructions.)	3b			
c Enter the portion of line 3a not already included in line 3b that is attributable to shares in the QEF that you disposed of, pledged, or otherwise transferred during the tax year.	3c			
d Add lines 3b and 3c	3d			
e Subtract line 3d from line 3a, and enter the difference (if zero or less, enter amount in brackets).	3e			
<i>Important: If line 3e is greater than zero and no portion of line 1a or 2a is includible in income under section 551 or 951, you may make Election D with respect to the amount on line 3e.</i>				
4a Enter the total tax for the tax year. (See instructions.)	4a			
b Enter the total tax for the tax year determined without regard to the amount entered on line 3e.	4b			
c Subtract line 4b from line 4a. This is the deferred tax, the time for payment of which is extended by making Election D. See instructions.	4c			

Part III Gain or (Loss) From Mark-to-Market Election (See page 5 of instructions)

5	Enter the fair market value of your PFIC stock at the end of the tax year	5	
6	Enter your adjusted basis in the stock at the end of the tax year	6	
7	Excess Subtract line 6 from line 5. If a gain, stop here . Include this amount as ordinary income on your tax return. If a loss, go to line 8.	7	
8	Enter any unreversed inclusions (as defined in section 1296(d)). See instructions.	8	
9	Enter the smaller of line 7 or line 8. Include this amount as an ordinary loss on your tax return.	9	

Part IV Distributions and Disposition of Stock in a Section 1291 Fund (See page 6 of instructions)
Complete a separate Part IV for each excess distribution

10a	Enter your total distributions from the PFIC during the current tax year. If the holding period of the PFIC stock began in the current tax year, this amount is dividend income to the extent there are accumulated earnings and profits.	10a	
b	Enter the total distributions (reduced by the portions of such distributions that were excess distributions but not included in income under section 1291(a)(1)(B)) made by the company for each of the 3 years preceding the current tax year (or if shorter, the portion of the shareholder's holding period before the current tax year).	10b	
c	Divide line 10b by 3. (See instructions if the number of preceding tax years is less than 3.)	10c	
d	Multiply line 10c by 125%. Enter the lesser of line 10a or line 10d as a dividend on your income tax return.	10d	
e	Subtract line 10d from line 10a. This amount, if more than zero, is the total excess distribution. If zero or less and you did not dispose of stock during the tax year, do not complete the rest of Part IV. See instructions if you received more than one distribution during the current tax year.	10e	
f	Enter gain or loss from the disposition of stock of a section 1291 fund or former section 1291 fund. If a gain, complete line 11. If a loss, show it in brackets and do not complete line 11.	10f	
11a	Attach a statement for each distribution and disposition. Show your holding period for each share of stock or block of shares held. Allocate the excess distribution to each day in your holding period. Add all amounts that are allocated to days in each tax year.		
b	Enter the total of the amounts determined in line 11a that are allocable to the current tax year and tax years before the foreign corporation became a PFIC (pre-PFIC tax years). Enter these amounts on your income tax return as other income.	11b	
c	Enter the aggregate increases in tax (before credits) for each tax year in your holding period (other than the current tax year and pre-PFIC years). (See instructions.)	11c	
d	Foreign tax credit. (See instructions.)	11d	
e	Subtract line 11d from line 11c. Enter this amount on your income tax return as "additional tax." (See instructions.)	11e	
f	Determine interest on each net increase in tax determined on line 11e using the rates and methods of section 6621. Enter the aggregate amount of interest here. (See instructions.)	11f	

Part V Status of Prior Year Section 1294 Elections and Termination of Section 1294 Elections
Complete a separate column for each outstanding election. Complete lines 9 and 10 only if there is a partial termination of the section 1294 election.

	(i)	(ii)	(iii)	(iv)	(v)	(vi)
1 Tax year of outstanding election						
2 Undistributed earnings to which the election relates						
3 Deferred tax						
4 Interest accrued on deferred tax (line 3) as of the filing date						
5 Event terminating election						
6 Earnings distributed or deemed distributed during the tax year						
7 Deferred tax due with this return						
8 Accrued interest due with this return						
9 Deferred tax outstanding after partial termination of election						
10 Interest accrued after partial termination of election						

**Return by a Shareholder of a Passive Foreign
 Investment Company or Qualified Electing Fund**

OMB No 1545-1002

Attachment
 Sequence No **69**

▶ See separate instructions

Name of shareholder JOHN S AND JAMES L KNIGHT FOUNDATION		Identifying number (see page 2 of instructions) 65-0464177
Number, street, and room or suite no. (If a P.O. box, see page 2 of instructions) 2 SOUTH BISCAYNE BLVD, ONE BISCAYNE TOWER SUITE 3800		Shareholder tax year: calendar year 20 <u>01</u> or other tax year beginning _____, 20 and ending _____, 20
City or town, state, and ZIP code or country MIAMI, FL 33131		
Check type of shareholder filing the return: <input type="checkbox"/> Individual <input checked="" type="checkbox"/> Corporation <input type="checkbox"/> Partnership <input type="checkbox"/> S Corporation <input type="checkbox"/> Nongrantor Trust <input type="checkbox"/> Estate		
Name of passive foreign investment company (PFIC) or qualified electing fund (QEF) THOMPSON CLIVE INTERNATIONAL		Employer identification number (if any) N/A
Address (Enter number, street, city or town, and country) C/O OLD BOND STREET LONDON ENGLAND WIS4AW UNITED KINGDOM		Tax year of company or fund: calendar year 20 <u>01</u> or other tax year beginning _____, 20 and ending _____, 20

Part I Elections (See instructions)

- A** **Election To Treat the PFIC as a QEF.** I, a shareholder of a PFIC, elect to treat the PFIC as a QEF. *Complete lines 1a through 2c of Part II.*
- B** **Deemed Sale Election.** I, a shareholder on the first day of a PFIC's first tax year as a QEF, elect to recognize gain on the deemed sale of my interest in the PFIC. *Enter gain or loss on line 10f of Part IV.*
- C** **Deemed Dividend Election.** I, a shareholder on the first day of a PFIC's first tax year as a QEF that is a controlled foreign corporation (CFC), elect to treat an amount equal to my share of the post-1986 earnings and profits of the CFC as an excess distribution. *Enter this amount on line 10e.*
- D** **Election To Extend Time For Payment of Tax.** I, a shareholder of a QEF, elect to extend the time for payment of tax on the undistributed earnings and profits of the QEF until this election is terminated. *Complete lines 3a through 4c of Part II to calculate the tax that may be deferred.*
Note. If any portion of line 1a or line 2a of Part II is includible under section 551 or 951, you may not make this election. Also, see sections 1294(c) and 1294(f) and the related regulations for events that terminate this election.
- E** **Election To Recognize Gain on Deemed Sale of PFIC.** I, a shareholder of a former PFIC, elect to treat as an excess distribution the gain recognized on the deemed sale of my interest in the PFIC, or, if I qualify, my share of the PFIC's post-1986 earnings and profits deemed distributed, on the last day of its last tax year as a PFIC under section 1297(a). *Enter gain on line 10f of Part IV.*
- F** **Election To Mark-to-Market PFIC Stock.** I, a shareholder of a PFIC, elect to mark-to-market the PFIC stock that is marketable within the meaning of section 1296(e). *Complete Part III.*

Part II Income From a Qualified Electing Fund (QEF). All QEF shareholders complete lines 1a through 2c. If you are making Election D, also complete lines 3a through 4c. (See page 5 of instructions.)

1a Enter your pro rata share of the ordinary earnings of the QEF	1a			
b Enter the portion of line 1a that is included in income under section 551 or 951 or that may be excluded under section 1293(g)	1b			
c Subtract line 1b from line 1a. Enter this amount on your tax return as dividend income			1c	
2a Enter your pro rata share of the total net capital gain of the QEF	2a	14		
b Enter the portion of line 2a that is included in income under section 551 or 951 or that may be excluded under section 1293(g)	2b			
c Subtract line 2b from line 2a. This amount is a net long-term capital gain. Enter this amount in Part II of the Schedule D used for your income tax return. (See instructions.)			2c	14
3a Add lines 1c and 2c			3a	
b Enter the total amount of cash and the fair market value of other property distributed or deemed distributed to you during the tax year of the QEF. (See instructions.)	3b			
c Enter the portion of line 3a not already included in line 3b that is attributable to shares in the QEF that you disposed of, pledged, or otherwise transferred during the tax year	3c			
d Add lines 3b and 3c			3d	
e Subtract line 3d from line 3a, and enter the difference (if zero or less, enter amount in brackets)			3e	
Important. If line 3e is greater than zero and no portion of line 1a or 2a is includible in income under section 551 or 951, you may make Election D with respect to the amount on line 3e.				
4a Enter the total tax for the tax year. (See instructions.)	4a			
b Enter the total tax for the tax year determined without regard to the amount entered on line 3e	4b			
c Subtract line 4b from line 4a. This is the deferred tax, the time for payment of which is extended by making Election D. See instructions.			4c	

Part III Gain or (Loss) From Mark-to-Market Election (See page 5 of instructions)

5	Enter the fair market value of your PFIC stock at the end of the tax year	5	
6	Enter your adjusted basis in the stock at the end of the tax year	6	
7	Excess Subtract line 6 from line 5. If a gain, stop here. Include this amount as ordinary income on your tax return. If a loss, go to line 8.	7	
8	Enter any unreversed inclusions (as defined in section 1296(d)). See instructions.	8	
9	Enter the smaller of line 7 or line 8. Include this amount as an ordinary loss on your tax return.	9	

Part IV Distributions and Disposition of Stock in a Section 1291 Fund (See page 6 of instructions)
Complete a separate Part IV for each excess distribution

10a	Enter your total distributions from the PFIC during the current tax year. If the holding period of the PFIC stock began in the current tax year, this amount is dividend income to the extent there are accumulated earnings and profits.	10a	
b	Enter the total distributions (reduced by the portions of such distributions that were excess distributions but not included in income under section 1291(a)(1)(B)) made by the company for each of the 3 years preceding the current tax year (or if shorter, the portion of the shareholder's holding period before the current tax year).	10b	
c	Divide line 10b by 3. (See instructions if the number of preceding tax years is less than 3.)	10c	
d	Multiply line 10c by 125%. Enter the lesser of line 10a or line 10d as a dividend on your income tax return.	10d	
e	Subtract line 10d from line 10a. This amount, if more than zero, is the total excess distribution. If zero or less and you did not dispose of stock during the tax year, do not complete the rest of Part IV. See instructions if you received more than one distribution during the current tax year.	10e	
f	Enter gain or loss from the disposition of stock of a section 1291 fund or former section 1291 fund. If a gain, complete line 11. If a loss, show it in brackets and do not complete line 11.	10f	
11a	Attach a statement for each distribution and disposition. Show your holding period for each share of stock or block of shares held. Allocate the excess distribution to each day in your holding period. Add all amounts that are allocated to days in each tax year.		
b	Enter the total of the amounts determined in line 11a that are allocable to the current tax year and tax years before the foreign corporation became a PFIC (pre-PFIC tax years). Enter these amounts on your income tax return as other income.	11b	
c	Enter the aggregate increases in tax (before credits) for each tax year in your holding period (other than the current tax year and pre-PFIC years). (See instructions.)	11c	
d	Foreign tax credit. (See instructions.)	11d	
e	Subtract line 11d from line 11c. Enter this amount on your income tax return as "additional tax." (See instructions.)	11e	
f	Determine interest on each net increase in tax determined on line 11e using the rates and methods of section 6621. Enter the aggregate amount of interest here. (See instructions.)	11f	

Part V Status of Prior Year Section 1294 Elections and Termination of Section 1294 Elections
Complete a separate column for each outstanding election. Complete lines 9 and 10 only if there is a partial termination of the section 1294 election.

	(i)	(ii)	(iii)	(iv)	(v)	(vi)
1 Tax year of outstanding election						
2 Undistributed earnings to which the election relates						
3 Deferred tax						
4 Interest accrued on deferred tax (line 3) as of the filing date						
5 Event terminating election						
6 Earnings distributed or deemed distributed during the tax year						
7 Deferred tax due with this return						
8 Accrued interest due with this return						
9 Deferred tax outstanding after partial termination of election						
10 Interest accrued after partial termination of election						

Return by a Shareholder of a Passive Foreign Investment Company or Qualified Electing Fund

OMB No 1545-1002

Attachment Sequence No **69**

▶ See separate instructions

Name of shareholder JOHN S AND JAMES L KNIGHT FOUNDATION		Identifying number (see page 2 of instructions) 65-0464177
Number, street and room or suite no (if a P O box, see page 2 of instructions) 2 SOUTH BISCAYNE BLVD, ONE BISCAYNE TOWER SUITE 3800		Shareholder tax year calendar year 20 <u>01</u> or other tax year beginning _____, 20 and ending _____, 20
City or town, state and ZIP code or country MIAMI, FL 33131		
Check type of shareholder filing the return <input type="checkbox"/> Individual <input checked="" type="checkbox"/> Corporation <input type="checkbox"/> Partnership <input type="checkbox"/> S Corporation <input type="checkbox"/> Nongrantor Trust <input type="checkbox"/> Estate		
Name of passive foreign investment company (PFIC) or qualified electing fund (QEF) BOCP/BFIP WIRELESS CAYMAN CORP		Employer identification number (if any) 13-4116429
Address (Enter number, street city or town and country) C/O BLACKSTONE GROUP 345 PARK AVENUE NEW YORK, NY 10154		Tax year of company or fund calendar year 20 <u>01</u> or other tax year beginning _____, 20 and ending _____, 20

Part I Elections (See instructions)

- A **Election To Treat the PFIC as a QEF.** I, a shareholder of a PFIC, elect to treat the PFIC as a QEF. *Complete lines 1a through 2c of Part II*
- B **Deemed Sale Election.** I, a shareholder on the first day of a PFIC's first tax year as a QEF, elect to recognize gain on the deemed sale of my interest in the PFIC. *Enter gain or loss on line 10f of Part IV*
- C **Deemed Dividend Election.** I, a shareholder on the first day of a PFIC's first tax year as a QEF that is a controlled foreign corporation (CFC), elect to treat an amount equal to my share of the post-1986 earnings and profits of the CFC as an excess distribution. *Enter this amount on line 10e*
- D **Election To Extend Time For Payment of Tax.** I, a shareholder of a QEF, elect to extend the time for payment of tax on the undistributed earnings and profits of the QEF until this election is terminated. *Complete lines 3a through 4c of Part II to calculate the tax that may be deferred.*
Note: If any portion of line 1a or line 2a of Part II is includible under section 551 or 951, you may not make this election. Also, see sections 1294(c) and 1294(f) and the related regulations for events that terminate this election.
- E **Election To Recognize Gain on Deemed Sale of PFIC.** I, a shareholder of a former PFIC, elect to treat as an excess distribution the gain recognized on the deemed sale of my interest in the PFIC, or, if I qualify, my share of the PFIC's post-1986 earnings and profits deemed distributed, on the last day of its last tax year as a PFIC under section 1297(a). *Enter gain on line 10f of Part IV*
- F **Election To Mark-to-Market PFIC Stock.** I, a shareholder of a PFIC, elect to mark-to-market the PFIC stock that is marketable within the meaning of section 1296(e). *Complete Part III*

Part II Income From a Qualified Electing Fund (QEF). All QEF shareholders complete lines 1a through 2c. If you are making Election D, also complete lines 3a through 4c. (See page 5 of instructions)

1a Enter your pro rata share of the ordinary earnings of the QEF	1a			
b Enter the portion of line 1a that is included in income under section 551 or 951 or that may be excluded under section 1293(g)	1b			
c Subtract line 1b from line 1a. Enter this amount on your tax return as dividend income			1c	
2a Enter your pro rata share of the total net capital gain of the QEF	2a			
b Enter the portion of line 2a that is included in income under section 551 or 951 or that may be excluded under section 1293(g)	2b			
c Subtract line 2b from line 2a. This amount is a net long-term capital gain. Enter this amount in Part II of the Schedule D used for your income tax return. (See instructions)			2c	
3a Add lines 1c and 2c			3a	
b Enter the total amount of cash and the fair market value of other property distributed or deemed distributed to you during the tax year of the QEF. (See instructions)	3b			
c Enter the portion of line 3a not already included in line 3b that is attributable to shares in the QEF that you disposed of, pledged, or otherwise transferred during the tax year	3c			
d Add lines 3b and 3c			3d	
e Subtract line 3d from line 3a and enter the difference (if zero or less, enter amount in brackets)			3e	
<i>Important: If line 3e is greater than zero and no portion of line 1a or 2a is includible in income under section 551 or 951 you may make Election D with respect to the amount on line 3e.</i>				
4a Enter the total tax for the tax year. (See instructions)	4a			
b Enter the total tax for the tax year determined without regard to the amount entered on line 3e	4b			
c Subtract line 4b from line 4a. This is the deferred tax, the time for payment of which is extended by making Election D. See instructions			4c	

Part III Gain or (Loss) From Mark-to-Market Election (See page 5 of instructions)

5 Enter the fair market value of your PFIC stock at the end of the tax year	5
6 Enter your adjusted basis in the stock at the end of the tax year	6
7 Excess Subtract line 6 from line 5. If a gain, stop here . Include this amount as ordinary income on your tax return. If a loss, go to line 8	7
8 Enter any unreversed inclusions (as defined in section 1296(d)). See instructions	8
9 Enter the smaller of line 7 or line 8. Include this amount as an ordinary loss on your tax return	9

Part IV Distributions and Disposition of Stock in a Section 1291 Fund (See page 6 of instructions)

Complete a separate Part IV for each excess distribution

10a Enter your total distributions from the PFIC during the current tax year. If the holding period of the PFIC stock began in the current tax year, this amount is dividend income to the extent there are accumulated earnings and profits	10a
b Enter the total distributions (reduced by the portions of such distributions that were excess distributions but not included in income under section 1291(a)(1)(B)) made by the company for each of the 3 years preceding the current tax year (or if shorter, the portion of the shareholder's holding period before the current tax year)	10b
c Divide line 10b by 3. (See instructions if the number of preceding tax years is less than 3)	10c
d Multiply line 10c by 125%. Enter the lesser of line 10a or line 10d as a dividend on your income tax return	10d
e Subtract line 10d from line 10a. This amount, if more than zero, is the total excess distribution. If zero or less and you did not dispose of stock during the tax year, do not complete the rest of Part IV. See instructions if you received more than one distribution during the current tax year	10e
f Enter gain or loss from the disposition of stock of a section 1291 fund or former section 1291 fund. If a gain, complete line 11. If a loss, show it in brackets and do not complete line 11	10f
11a Attach a statement for each distribution and disposition. Show your holding period for each share of stock or block of shares held. Allocate the excess distribution to each day in your holding period. Add all amounts that are allocated to days in each tax year	
b Enter the total of the amounts determined in line 11a that are allocable to the current tax year and tax years before the foreign corporation became a PFIC (pre-PFIC tax years). Enter these amounts on your income tax return as other income	11b
c Enter the aggregate increases in tax (before credits) for each tax year in your holding period (other than the current tax year and pre-PFIC years). (See instructions)	11c
d Foreign tax credit. (See instructions)	11d
e Subtract line 11d from line 11c. Enter this amount on your income tax return as "additional tax." (See instructions)	11e
f Determine interest on each net increase in tax determined on line 11e using the rates and methods of section 6621. Enter the aggregate amount of interest here. (See instructions)	11f

Part V Status of Prior Year Section 1294 Elections and Termination of Section 1294 Elections

Complete a separate column for each outstanding election. Complete lines 9 and 10 only if there is a partial termination of the section 1294 election

	(i)	(ii)	(iii)	(iv)	(v)	(vi)
1 Tax year of outstanding election						
2 Undistributed earnings to which the election relates						
3 Deferred tax						
4 Interest accrued on deferred tax (line 3) as of the filing date						
5 Event terminating election						
6 Earnings distributed or deemed distributed during the tax year						
7 Deferred tax due with this return						
8 Accrued interest due with this return						
9 Deferred tax outstanding after partial termination of election						
10 Interest accrued after partial termination of election						

Return by a Shareholder of a Passive Foreign Investment Company or Qualified Electing Fund

OMB No 1545-1002

Attachment Sequence No **69**

▶ See separate instructions

Name of shareholder JOHN S AND JAMES L KNIGHT FOUNDATION		Identifying number (see page 2 of instructions) 65-0464177
Number street and room or suite no (If a P O box, see page 2 of instructions) 2 SOUTH BISCAYNE BLVD, ONE BISCAYNE TOWER SUITE 3800		Shareholder tax year: calendar year 20 <u>01</u> or other tax year beginning _____, 20 and ending _____, 20
City or town, state and ZIP code or country MIAMI, FL 33131		
Check type of shareholder filing the return: <input type="checkbox"/> Individual <input checked="" type="checkbox"/> Corporation <input type="checkbox"/> Partnership <input type="checkbox"/> S Corporation <input type="checkbox"/> Nongrantor Trust <input type="checkbox"/> Estate		
Name of passive foreign investment company (PFIC) or qualified electing fund (QEF) LIFFE HOLDINGS, PLC CANNON BRIDGE HOUSE		Employer identification number (if any) N/A
Address (Enter number street, city or town, and country) 1 COUSIN LANE LONDON EC4R 3XX		Tax year of company or fund: calendar year 20 <u>01</u> or other tax year beginning _____, 20 and ending _____, 20

Part I Elections (See instructions)

- A **Election To Treat the PFIC as a QEF** I, a shareholder of a PFIC, elect to treat the PFIC as a QEF *Complete lines 1a through 2c of Part II*
- B **Deemed Sale Election.** I, a shareholder on the first day of a PFIC's first tax year as a QEF, elect to recognize gain on the deemed sale of my interest in the PFIC *Enter gain or loss on line 10f of Part IV*
- C **Deemed Dividend Election** I, a shareholder on the first day of a PFIC's first tax year as a QEF that is a controlled foreign corporation (CFC), elect to treat an amount equal to my share of the post-1986 earnings and profits of the CFC as an excess distribution *Enter this amount on line 10e*
- D **Election To Extend Time For Payment of Tax.** I, a shareholder of a QEF, elect to extend the time for payment of tax on the undistributed earnings and profits of the QEF until this election is terminated *Complete lines 3a through 4c of Part II to calculate the tax that may be deferred*
Note If any portion of line 1a or line 2a of Part II is includible under section 551 or 951, you may not make this election Also, see sections 1294(c) and 1294(f) and the related regulations for events that terminate this election
- E **Election To Recognize Gain on Deemed Sale of PFIC** I, a shareholder of a former PFIC, elect to treat as an excess distribution the gain recognized on the deemed sale of my interest in the PFIC, or, if I qualify, my share of the PFIC's post-1986 earnings and profits deemed distributed, on the last day of its last tax year as a PFIC under section 1297(a) *Enter gain on line 10f of Part IV*
- F **Election To Mark-to-Market PFIC Stock** I, a shareholder of a PFIC, elect to mark-to-market the PFIC stock that is marketable within the meaning of section 1296(e) *Complete Part III*

Part II Income From a Qualified Electing Fund (QEF). All QEF shareholders complete lines 1a through 2c. If you are making Election D, also complete lines 3a through 4c. (See page 5 of instructions)

1a Enter your pro rata share of the ordinary earnings of the QEF	1a	285		
b Enter the portion of line 1a that is included in income under section 551 or 951 or that may be excluded under section 1293(g)	1b			
c Subtract line 1b from line 1a. Enter this amount on your tax return as dividend income	1c			285
2a Enter your pro rata share of the total net capital gain of the QEF	2a			
b Enter the portion of line 2a that is included in income under section 551 or 951 or that may be excluded under section 1293(g)	2b			
c Subtract line 2b from line 2a. This amount is a net long-term capital gain. Enter this amount in Part II of the Schedule D used for your income tax return. (See instructions)	2c			
3a Add lines 1c and 2c	3a			
b Enter the total amount of cash and the fair market value of other property distributed or deemed distributed to you during the tax year of the QEF. (See instructions)	3b			
c Enter the portion of line 3a not already included in line 3b that is attributable to shares in the QEF that you disposed of, pledged, or otherwise transferred during the tax year	3c			
d Add lines 3b and 3c	3d			
e Subtract line 3d from line 3a, and enter the difference (if zero or less, enter amount in brackets)	3e			
<i>Important. If line 3e is greater than zero, and no portion of line 1a or 2a is includible in income under section 551 or 951, you may make Election D with respect to the amount on line 3e</i>				
4a Enter the total tax for the tax year. (See instructions)	4a			
b Enter the total tax for the tax year determined without regard to the amount entered on line 3e	4b			
c Subtract line 4b from line 4a. This is the deferred tax, the time for payment of which is extended by making Election D. See instructions	4c			

Part III Gain or (Loss) From Mark-to-Market Election (See page 5 of instructions)

5	Enter the fair market value of your PFIC stock at the end of the tax year	5	
6	Enter your adjusted basis in the stock at the end of the tax year	6	
7	Excess Subtract line 6 from line 5. If a gain, stop here. Include this amount as ordinary income on your tax return. If a loss, go to line 8.	7	
8	Enter any unreversed inclusions (as defined in section 1296(d)). See instructions.	8	
9	Enter the smaller of line 7 or line 8. Include this amount as an ordinary loss on your tax return.	9	

Part IV Distributions and Disposition of Stock in a Section 1291 Fund (See page 6 of instructions)
 Complete a separate Part IV for each excess distribution

10a	Enter your total distributions from the PFIC during the current tax year. If the holding period of the PFIC stock began in the current tax year, this amount is dividend income to the extent there are accumulated earnings and profits.	10a	
b	Enter the total distributions (reduced by the portions of such distributions that were excess distributions but not included in income under section 1291(a)(1)(B)) made by the company for each of the 3 years preceding the current tax year (or if shorter, the portion of the shareholder's holding period before the current tax year).	10b	
c	Divide line 10b by 3. (See instructions if the number of preceding tax years is less than 3.)	10c	
d	Multiply line 10c by 125%. Enter the lesser of line 10a or line 10d as a dividend on your income tax return.	10d	
e	Subtract line 10d from line 10a. This amount, if more than zero, is the total excess distribution. If zero or less and you did not dispose of stock during the tax year, do not complete the rest of Part IV. See instructions if you received more than one distribution during the current tax year.	10e	
f	Enter gain or loss from the disposition of stock of a section 1291 fund or former section 1291 fund. If a gain, complete line 11. If a loss, show it in brackets and do not complete line 11.	10f	
11a	Attach a statement for each distribution and disposition. Show your holding period for each share of stock or block of shares held. Allocate the excess distribution to each day in your holding period. Add all amounts that are allocated to days in each tax year.		
b	Enter the total of the amounts determined in line 11a that are allocable to the current tax year and tax years before the foreign corporation became a PFIC (pre-PFIC tax years). Enter these amounts on your income tax return as other income.	11b	
c	Enter the aggregate increases in tax (before credits) for each tax year in your holding period (other than the current tax year and pre-PFIC years). (See instructions.)	11c	
d	Foreign tax credit. (See instructions.)	11d	
e	Subtract line 11d from line 11c. Enter this amount on your income tax return as "additional tax." (See instructions.)	11e	
f	Determine interest on each net increase in tax determined on line 11e using the rates and methods of section 6621. Enter the aggregate amount of interest here. (See instructions.)	11f	

Part V Status of Prior Year Section 1294 Elections and Termination of Section 1294 Elections
 Complete a separate column for each outstanding election. Complete lines 9 and 10 only if there is a partial termination of the section 1294 election.

	(i)	(ii)	(iii)	(iv)	(v)	(vi)
1 Tax year of outstanding election	-----	-----	-----	-----	-----	-----
2 Undistributed earnings to which the election relates						
3 Deferred tax						
4 Interest accrued on deferred tax (line 3) as of the filing date						
5 Event terminating election						
6 Earnings distributed or deemed distributed during the tax year						
7 Deferred tax due with this return						
8 Accrued interest due with this return						
9 Deferred tax outstanding after partial termination of election						
10 Interest accrued after partial termination of election						

Return by a Shareholder of a Passive Foreign Investment Company or Qualified Electing Fund

Department of the Treasury
Internal Revenue Service

▶ See separate instructions

Attachment
Sequence No **69**

Name of shareholder JOHN S AND JAMES L KNIGHT FOUNDATION		Identifying number (see page 2 of instructions) 65-0464177
Number, street, and room or suite no. (If a P.O. box, see page 2 of instructions) 2 SOUTH BISCAYNE BLVD, ONE BISCAYNE TOWER SUITE 3800		Shareholder tax year: calendar year 20 <u>01</u> or other tax year beginning 20 and ending 20
City or town, state, and ZIP code or country MIAMI, FL 33131		
Check type of shareholder filing the return: <input type="checkbox"/> Individual <input checked="" type="checkbox"/> Corporation <input type="checkbox"/> Partnership <input type="checkbox"/> S Corporation <input type="checkbox"/> Nongrantor Trust <input type="checkbox"/> Estate		
Name of passive foreign investment company (PFIC) or qualified electing fund (QEF) GALILEO S.A.		Employer identification number (if any) N/A
Address (Enter number, street, city or town, and country) 44 RUE FRANCOIS 75008 PARIS FRANCE		Tax year of company or fund: calendar year 20 <u>01</u> or other tax year beginning 20 and ending 20

Part I Elections (See instructions)

- A **Election To Treat the PFIC as a QEF.** I, a shareholder of a PFIC, elect to treat the PFIC as a QEF. *Complete lines 1a through 2c of Part II*
- B **Deemed Sale Election.** I, a shareholder on the first day of a PFIC's first tax year as a QEF, elect to recognize gain on the deemed sale of my interest in the PFIC. *Enter gain or loss on line 10f of Part IV*
- C **Deemed Dividend Election.** I, a shareholder on the first day of a PFIC's first tax year as a QEF that is a controlled foreign corporation (CFC), elect to treat an amount equal to my share of the post-1986 earnings and profits of the CFC as an excess distribution. *Enter this amount on line 10e*
- D **Election To Extend Time For Payment of Tax.** I, a shareholder of a QEF, elect to extend the time for payment of tax on the undistributed earnings and profits of the QEF until this election is terminated. *Complete lines 3a through 4c of Part II to calculate the tax that may be deferred.*
Note: If any portion of line 1a or line 2a of Part II is includible under section 551 or 951, you may **not** make this election. Also, see sections 1294(c) and 1294(f) and the related regulations for events that terminate this election.
- E **Election To Recognize Gain on Deemed Sale of PFIC.** I, a shareholder of a former PFIC, elect to treat as an excess distribution the gain recognized on the deemed sale of my interest in the PFIC, or, if I qualify, my share of the PFIC's post-1986 earnings and profits deemed distributed, on the last day of its last tax year as a PFIC under section 1297(a). *Enter gain on line 10f of Part IV*
- F **Election To Mark-to-Market PFIC Stock.** I, a shareholder of a PFIC, elect to mark-to-market the PFIC stock that is marketable within the meaning of section 1296(e). *Complete Part III*

Part II Income From a Qualified Electing Fund (QEF). All QEF shareholders complete lines 1a through 2c. If you are making Election D, also complete lines 3a through 4c. (See page 5 of instructions.)

1a Enter your pro rata share of the ordinary earnings of the QEF	1a			
b Enter the portion of line 1a that is included in income under section 551 or 951 or that may be excluded under section 1293(g)	1b			
c Subtract line 1b from line 1a. Enter this amount on your tax return as dividend income			1c	
2a Enter your pro rata share of the total net capital gain of the QEF	2a			
b Enter the portion of line 2a that is included in income under section 551 or 951 or that may be excluded under section 1293(g)	2b			
c Subtract line 2b from line 2a. This amount is a net long-term capital gain. Enter this amount in Part II of the Schedule D used for your income tax return. (See instructions.)			2c	
3a Add lines 1c and 2c			3a	
b Enter the total amount of cash and the fair market value of other property distributed or deemed distributed to you during the tax year of the QEF. (See instructions.)	3b			
c Enter the portion of line 3a not already included in line 3b that is attributable to shares in the QEF that you disposed of, pledged or otherwise transferred during the tax year	3c			
d Add lines 3b and 3c			3d	
e Subtract line 3d from line 3a, and enter the difference (if zero or less, enter amount in brackets)			3e	
Important: If line 3e is greater than zero, and no portion of line 1a or 2a is includible in income under section 551 or 951, you may make Election D with respect to the amount on line 3e.				
4a Enter the total tax for the tax year. (See instructions.)	4a			
b Enter the total tax for the tax year determined without regard to the amount entered on line 3e	4b			
c Subtract line 4b from line 4a. This is the deferred tax, the time for payment of which is extended by making Election D. See instructions.			4c	

Part III Gain or (Loss) From Mark-to-Market Election (See page 5 of instructions)

5	Enter the fair market value of your PFIC stock at the end of the tax year	5	
6	Enter your adjusted basis in the stock at the end of the tax year	6	
7	Excess Subtract line 6 from line 5. If a gain, stop here. Include this amount as ordinary income on your tax return. If a loss, go to line 8.	7	
8	Enter any unreversed inclusions (as defined in section 1296(d)). See instructions.	8	
9	Enter the smaller of line 7 or line 8. Include this amount as an ordinary loss on your tax return.	9	

Part IV Distributions and Disposition of Stock in a Section 1291 Fund (See page 6 of instructions)
Complete a separate Part IV for each excess distribution

10a	Enter your total distributions from the PFIC during the current tax year. If the holding period of the PFIC stock began in the current tax year, this amount is dividend income to the extent there are accumulated earnings and profits.	10a	
b	Enter the total distributions (reduced by the portions of such distributions that were excess distributions but not included in income under section 1291(a)(1)(B)) made by the company for each of the 3 years preceding the current tax year (or if shorter, the portion of the shareholder's holding period before the current tax year).	10b	
c	Divide line 10b by 3. (See instructions if the number of preceding tax years is less than 3).	10c	
d	Multiply line 10c by 125%. Enter the lesser of line 10a or line 10d as a dividend on your income tax return.	10d	
e	Subtract line 10d from line 10a. This amount, if more than zero, is the total excess distribution. If zero or less and you did not dispose of stock during the tax year, do not complete the rest of Part IV. See instructions if you received more than one distribution during the current tax year.	10e	
f	Enter gain or loss from the disposition of stock of a section 1291 fund or former section 1291 fund. If a gain, complete line 11. If a loss, show it in brackets and do not complete line 11.	10f	
11a	Attach a statement for each distribution and disposition. Show your holding period for each share of stock or block of shares held. Allocate the excess distribution to each day in your holding period. Add all amounts that are allocated to days in each tax year.		
b	Enter the total of the amounts determined in line 11a that are allocable to the current tax year and tax years before the foreign corporation became a PFIC (pre-PFIC tax years). Enter these amounts on your income tax return as other income.	11b	
c	Enter the aggregate increases in tax (before credits) for each tax year in your holding period (other than the current tax year and pre-PFIC years). (See instructions).	11c	
d	Foreign tax credit. (See instructions).	11d	
e	Subtract line 11d from line 11c. Enter this amount on your income tax return as "additional tax." (See instructions).	11e	
f	Determine interest on each net increase in tax determined on line 11e using the rates and methods of section 6621. Enter the aggregate amount of interest here. (See instructions).	11f	

Part V Status of Prior Year Section 1294 Elections and Termination of Section 1294 Elections
Complete a separate column for each outstanding election. Complete lines 9 and 10 only if there is a partial termination of the section 1294 election.

	(i)	(ii)	(iii)	(iv)	(v)	(vi)
1 Tax year of outstanding election	-----	-----	-----	-----	-----	-----
2 Undistributed earnings to which the election relates						
3 Deferred tax						
4 Interest accrued on deferred tax (line 3) as of the filing date						
5 Event terminating election						
6 Earnings distributed or deemed distributed during the tax year						
7 Deferred tax due with this return						
8 Accrued interest due with this return						
9 Deferred tax outstanding after partial termination of election						
10 Interest accrued after partial termination of election						

Return by a Shareholder of a Passive Foreign Investment Company or Qualified Electing Fund

OMB No 1545-1002

Attachment
 Sequence No **69**

▶ See separate instructions

Name of shareholder JOHN S & JAMES L KNIGHT FOUNDATION	Identifying number (see page 2 of instructions) 65-0464177
Number, street, and room or suite no. (If a P.O. box, see page 2 of instructions) C/O BETTY CLOSSICK, 2 SOUTH BISCAYNE BOULEVARD, SUITE 380	Shareholder tax year: calendar year 20 <u>01</u> or other tax year beginning _____, 20 and ending _____, 20
City or town, state, and ZIP code or country MIAMI, FL 33131	
Check type of shareholder filing the return: <input type="checkbox"/> Individual <input checked="" type="checkbox"/> Corporation <input type="checkbox"/> Partnership <input type="checkbox"/> S Corporation <input type="checkbox"/> Nongrantor Trust <input type="checkbox"/> Estate	
Name of passive foreign investment company (PFIC) or qualified electing fund (QEF) CICLAD 2 FCPR	Employer identification number (if any) N/A
Address (Enter number, street, city or town, and country) 8 AVENUE FRANKLIN ROOSEVELT 75008 PARIS FRANCE	Tax year of company or fund: calendar year 20 <u>01</u> or other tax year beginning _____, 20 and ending _____, 20

Part I Elections (See instructions)

- A **Election To Treat the PFIC as a QEF** I, a shareholder of a PFIC, elect to treat the PFIC as a QEF. *Complete lines 1a through 2c of Part II*
- B **Deemed Sale Election** I, a shareholder on the first day of a PFIC's first tax year as a QEF, elect to recognize gain on the deemed sale of my interest in the PFIC. *Enter gain or loss on line 10f of Part IV*
- C **Deemed Dividend Election** I, a shareholder on the first day of a PFIC's first tax year as a QEF that is a controlled foreign corporation (CFC), elect to treat an amount equal to my share of the post-1986 earnings and profits of the CFC as an excess distribution. *Enter this amount on line 10e*
- D **Election To Extend Time For Payment of Tax** I, a shareholder of a QEF, elect to extend the time for payment of tax on the undistributed earnings and profits of the QEF until this election is terminated. *Complete lines 3a through 4c of Part II to calculate the tax that may be deferred.*
Note: If any portion of line 1a or line 2a of Part II is includible under section 551 or 951, you may not make this election. Also, see sections 1294(c) and 1294(f) and the related regulations for events that terminate this election.
- E **Election To Recognize Gain on Deemed Sale of PFIC** I, a shareholder of a former PFIC, elect to treat as an excess distribution the gain recognized on the deemed sale of my interest in the PFIC, or, if I qualify, my share of the PFIC's post-1986 earnings and profits deemed distributed, on the last day of its last tax year as a PFIC under section 1297(a). *Enter gain on line 10f of Part IV*
- F **Election To Mark-to-Market PFIC Stock** I, a shareholder of a PFIC, elect to mark-to-market the PFIC stock that is marketable within the meaning of section 1296(e). *Complete Part III*

Part II Income From a Qualified Electing Fund (QEF). All QEF shareholders complete lines 1a through 2c. If you are making Election D, also complete lines 3a through 4c. (See page 5 of instructions.)

1a Enter your pro rata share of the ordinary earnings of the QEF	1a	2,304		
b Enter the portion of line 1a that is included in income under section 551 or 951 or that may be excluded under section 1293(g)	1b			
c Subtract line 1b from line 1a. Enter this amount on your tax return as dividend income	1c			2,304
2a Enter your pro rata share of the total net capital gain of the QEF	2a	6,388		
b Enter the portion of line 2a that is included in income under section 551 or 951 or that may be excluded under section 1293(g)	2b			
c Subtract line 2b from line 2a. This amount is a net long-term capital gain. Enter this amount in Part II of the Schedule D used for your income tax return. (See instructions.)	2c			6,388
3a Add lines 1c and 2c	3a			
b Enter the total amount of cash and the fair market value of other property distributed or deemed distributed to you during the tax year of the QEF. (See instructions.)	3b			
c Enter the portion of line 3a not already included in line 3b that is attributable to shares in the QEF that you disposed of, pledged, or otherwise transferred during the tax year	3c			
d Add lines 3b and 3c	3d			
e Subtract line 3d from line 3a, and enter the difference (if zero or less, enter amount in brackets). Important: If line 3e is greater than zero, and no portion of line 1a or 2a is includible in income under section 551 or 951, you may make Election D with respect to the amount on line 3e.	3e			
4a Enter the total tax for the tax year. (See instructions.)	4a			
b Enter the total tax for the tax year determined without regard to the amount entered on line 3e.	4b			
c Subtract line 4b from line 4a. This is the deferred tax, the time for payment of which is extended by making Election D. See instructions.	4c			

Part III Gain or (Loss) From Mark-to-Market Election (See page 5 of instructions)

5	Enter the fair market value of your PFIC stock at the end of the tax year	5	
6	Enter your adjusted basis in the stock at the end of the tax year	6	
7	Excess Subtract line 6 from line 5. If a gain, stop here . Include this amount as ordinary income on your tax return. If a loss, go to line 8.	7	
8	Enter any unreversed inclusions (as defined in section 1296(d)). See instructions.	8	
9	Enter the smaller of line 7 or line 8. Include this amount as an ordinary loss on your tax return.	9	

Part IV Distributions and Disposition of Stock in a Section 1291 Fund (See page 6 of instructions)
Complete a separate Part IV for each excess distribution

10a	Enter your total distributions from the PFIC during the current tax year. If the holding period of the PFIC stock began in the current tax year, this amount is dividend income to the extent there are accumulated earnings and profits.	10a	
b	Enter the total distributions (reduced by the portions of such distributions that were excess distributions but not included in income under section 1291(a)(1)(B)) made by the company for each of the 3 years preceding the current tax year (or if shorter, the portion of the shareholder's holding period before the current tax year).	10b	
c	Divide line 10b by 3. (See instructions if the number of preceding tax years is less than 3.)	10c	
d	Multiply line 10c by 125%. Enter the lesser of line 10a or line 10d as a dividend on your income tax return.	10d	
e	Subtract line 10d from line 10a. This amount, if more than zero, is the total excess distribution. If zero or less and you did not dispose of stock during the tax year, do not complete the rest of Part IV. See instructions if you received more than one distribution during the current tax year.	10e	
f	Enter gain or loss from the disposition of stock of a section 1291 fund or former section 1291 fund. If a gain, complete line 11. If a loss, show it in brackets and do not complete line 11.	10f	
11a	Attach a statement for each distribution and disposition. Show your holding period for each share of stock or block of shares held. Allocate the excess distribution to each day in your holding period. Add all amounts that are allocated to days in each tax year.		
b	Enter the total of the amounts determined in line 11a that are allocable to the current tax year and tax years before the foreign corporation became a PFIC (pre-PFIC tax years). Enter these amounts on your income tax return as other income.	11b	
c	Enter the aggregate increases in tax (before credits) for each tax year in your holding period (other than the current tax year and pre-PFIC years). (See instructions.)	11c	
d	Foreign tax credit. (See instructions.)	11d	
e	Subtract line 11d from line 11c. Enter this amount on your income tax return as "additional tax." (See instructions.)	11e	
f	Determine interest on each net increase in tax determined on line 11e using the rates and methods of section 6621. Enter the aggregate amount of interest here. (See instructions.)	11f	

Part V Status of Prior Year Section 1294 Elections and Termination of Section 1294 Elections

Complete a separate column for each outstanding election. Complete lines 9 and 10 only if there is a partial termination of the section 1294 election.

	(i)	(ii)	(iii)	(iv)	(v)	(vi)
1 Tax year of outstanding election						
2 Undistributed earnings to which the election relates						
3 Deferred tax						
4 Interest accrued on deferred tax (line 3) as of the filing date						
5 Event terminating election						
6 Earnings distributed or deemed distributed during the tax year						
7 Deferred tax due with this return						
8 Accrued interest due with this return						
9 Deferred tax outstanding after partial termination of election						
10 Interest accrued after partial termination of election						

Return by a Shareholder of a Passive Foreign Investment Company or Qualified Electing Fund

OMB No 1545-1002

Attachment Sequence No **69**

▶ See separate instructions

Name of shareholder JOHN S AND JAMES L KNIGHT FOUNDATION		Identifying number (see page 2 of instructions) 65-0464177
Number, street, and room or suite no. (If a P.O. box, see page 2 of instructions) 2 SOUTH BISCAYNE BLVD, ONE BISCAYNE TOWER SUITE 3800		Shareholder tax year: calendar year 20 <u>01</u> or other tax year beginning _____, 20 and ending _____, 20
City or town, state, and ZIP code or country MIAMI, FL 33131		
Check type of shareholder filing the return: <input type="checkbox"/> Individual <input checked="" type="checkbox"/> Corporation <input type="checkbox"/> Partnership <input type="checkbox"/> S Corporation <input type="checkbox"/> Nongrantor Trust <input type="checkbox"/> Estate		
Name of passive foreign investment company (PFIC) or qualified electing fund (QEF) SATELITE, S A		Employer identification number (if any) N/A
Address (Enter number, street, city or town, and country) C/O 2665 SOUTH BAYSHORE DRIVE SUITE 1101 COCONUT GROVE, FL 33133		Tax year of company or fund: calendar year 20 <u>01</u> or other tax year beginning _____, 20 and ending _____, 20

Part I Elections (See instructions)

- A **Election To Treat the PFIC as a QEF.** I, a shareholder of a PFIC, elect to treat the PFIC as a QEF. *Complete lines 1a through 2c of Part II.*
- B **Deemed Sale Election.** I, a shareholder on the first day of a PFIC's first tax year as a QEF, elect to recognize gain on the deemed sale of my interest in the PFIC. *Enter gain or loss on line 10f of Part IV.*
- C **Deemed Dividend Election.** I, a shareholder on the first day of a PFIC's first tax year as a QEF that is a controlled foreign corporation (CFC), elect to treat an amount equal to my share of the post-1986 earnings and profits of the CFC as an excess distribution. *Enter this amount on line 10e.*
- D **Election To Extend Time For Payment of Tax.** I, a shareholder of a QEF, elect to extend the time for payment of tax on the undistributed earnings and profits of the QEF until this election is terminated. *Complete lines 3a through 4c of Part II to calculate the tax that may be deferred.*
Note. If any portion of line 1a or line 2a of Part II is includible under section 551 or 951, you may **not** make this election. Also, see sections 1294(c) and 1294(f) and the related regulations for events that terminate this election.
- E **Election To Recognize Gain on Deemed Sale of PFIC.** I, a shareholder of a former PFIC, elect to treat as an excess distribution the gain recognized on the deemed sale of my interest in the PFIC, or, if I qualify, my share of the PFIC's post-1986 earnings and profits deemed distributed, on the last day of its last tax year as a PFIC under section 1297(a). *Enter gain on line 10f of Part IV.*
- F **Election To Mark-to-Market PFIC Stock.** I, a shareholder of a PFIC, elect to mark-to-market the PFIC stock that is marketable within the meaning of section 1296(e). *Complete Part III.*

Part II Income From a Qualified Electing Fund (QEF). All QEF shareholders complete lines 1a through 2c. If you are making Election D, also complete lines 3a through 4c. (See page 5 of instructions.)

1a Enter your pro rata share of the ordinary earnings of the QEF	1a		12	
b Enter the portion of line 1a that is included in income under section 551 or 951 or that may be excluded under section 1293(g)	1b			
c Subtract line 1b from line 1a. Enter this amount on your tax return as dividend income		1c		12
2a Enter your pro rata share of the total net capital gain of the QEF	2a			
b Enter the portion of line 2a that is included in income under section 551 or 951 or that may be excluded under section 1293(g)	2b			
c Subtract line 2b from line 2a. This amount is a net long-term capital gain. Enter this amount in Part II of the Schedule D used for your income tax return. (See instructions)		2c		
3a Add lines 1c and 2c		3a		
b Enter the total amount of cash and the fair market value of other property distributed or deemed distributed to you during the tax year of the QEF. (See instructions)	3b			
c Enter the portion of line 3a not already included in line 3b that is attributable to shares in the QEF that you disposed of, pledged, or otherwise transferred during the tax year	3c			
d Add lines 3b and 3c		3d		
e Subtract line 3d from line 3a, and enter the difference (if zero or less, enter amount in brackets)		3e		
Important. If line 3e is greater than zero, and no portion of line 1a or 2a is includible in income under section 551 or 951, you may make Election D with respect to the amount on line 3e.				
4a Enter the total tax for the tax year. (See instructions)	4a			
b Enter the total tax for the tax year determined without regard to the amount entered on line 3e	4b			
c Subtract line 4b from line 4a. This is the deferred tax, the time for payment of which is extended by making Election D. See instructions		4c		

Part III Gain or (Loss) From Mark-to-Market Election (See page 5 of instructions)

5	Enter the fair market value of your PFIC stock at the end of the tax year	5	
6	Enter your adjusted basis in the stock at the end of the tax year	6	
7	Excess Subtract line 6 from line 5. If a gain, stop here. Include this amount as ordinary income on your tax return. If a loss, go to line 8.	7	
8	Enter any unreversed inclusions (as defined in section 1296(d)). See instructions.	8	
9	Enter the smaller of line 7 or line 8. Include this amount as an ordinary loss on your tax return.	9	

Part IV Distributions and Disposition of Stock in a Section 1291 Fund (See page 6 of instructions)
Complete a separate Part IV for each excess distribution

10a	Enter your total distributions from the PFIC during the current tax year. If the holding period of the PFIC stock began in the current tax year, this amount is dividend income to the extent there are accumulated earnings and profits.	10a	
b	Enter the total distributions (reduced by the portions of such distributions that were excess distributions but not included in income under section 1291(a)(1)(B)) made by the company for each of the 3 years preceding the current tax year (or if shorter, the portion of the shareholder's holding period before the current tax year).	10b	
c	Divide line 10b by 3. (See instructions if the number of preceding tax years is less than 3.)	10c	
d	Multiply line 10c by 125%. Enter the lesser of line 10a or line 10d as a dividend on your income tax return.	10d	
e	Subtract line 10d from line 10a. This amount, if more than zero, is the total excess distribution. If zero or less and you did not dispose of stock during the tax year, do not complete the rest of Part IV. See instructions if you received more than one distribution during the current tax year.	10e	
f	Enter gain or loss from the disposition of stock of a section 1291 fund or former section 1291 fund. If a gain, complete line 11. If a loss, show it in brackets and do not complete line 11.	10f	
11a	Attach a statement for each distribution and disposition. Show your holding period for each share of stock or block of shares held. Allocate the excess distribution to each day in your holding period. Add all amounts that are allocated to days in each tax year.		
b	Enter the total of the amounts determined in line 11a that are allocable to the current tax year and tax years before the foreign corporation became a PFIC (pre-PFIC tax years). Enter these amounts on your income tax return as other income.	11b	
c	Enter the aggregate increases in tax (before credits) for each tax year in your holding period (other than the current tax year and pre-PFIC years). (See instructions.)	11c	
d	Foreign tax credit. (See instructions.)	11d	
e	Subtract line 11d from line 11c. Enter this amount on your income tax return as "additional tax." (See instructions.)	11e	
f	Determine interest on each net increase in tax determined on line 11e using the rates and methods of section 6621. Enter the aggregate amount of interest here. (See instructions.)	11f	

Part V Status of Prior Year Section 1294 Elections and Termination of Section 1294 Elections
Complete a separate column for each outstanding election. Complete lines 9 and 10 only if there is a partial termination of the section 1294 election.

	(i)	(ii)	(iii)	(iv)	(v)	(vi)
1 Tax year of outstanding election						
2 Undistributed earnings to which the election relates						
3 Deferred tax						
4 Interest accrued on deferred tax (line 3) as of the filing date						
5 Event terminating election						
6 Earnings distributed or deemed distributed during the tax year						
7 Deferred tax due with this return						
8 Accrued interest due with this return						
9 Deferred tax outstanding after partial termination of election						
10 Interest accrued after partial termination of election						

Return by a Shareholder of a Passive Foreign Investment Company or Qualified Electing Fund

OMB No 1545-1002

Attachment Sequence No **69**

▶ See separate instructions

Name of shareholder JOHN S AND JAMES L KNIGHT FOUNDATION		Identifying number (see page 2 of instructions) 65-0464177
Number, street, and room or suite no. (If a P.O. box, see page 2 of instructions) 2 SOUTH BISCAYNE BLVD, ONE BISCAYNE TOWER SUITE 3800		Shareholder tax year: calendar year 20 <u>01</u> or other tax year beginning _____, 20 and ending _____, 20
City or town, state, and ZIP code or country MIAMI, FL 33131		
Check type of shareholder filing the return: <input type="checkbox"/> Individual <input checked="" type="checkbox"/> Corporation <input type="checkbox"/> Partnership <input type="checkbox"/> S Corporation <input type="checkbox"/> Nongrantor Trust <input type="checkbox"/> Estate		
Name of passive foreign investment company (PFIC) or qualified electing fund (QEF) THE LATIN AMERICA ENTERPRISE CINE COL HOLDING LDC		Employer identification number (if any) N/A
Address (Enter number, street, city or town, and country) C/O 2665 SOUTH BAYSHORE DRIVE SUITE 1101 COCONUT GROVE, FL 33133		Tax year of company or fund: calendar year 20 <u>01</u> or other tax year beginning _____, 20 and ending _____, 20

Part I Elections (See instructions)

- A **Election To Treat the PFIC as a QEF.** I, a shareholder of a PFIC, elect to treat the PFIC as a QEF. *Complete lines 1a through 2c of Part II.*
- B **Deemed Sale Election.** I, a shareholder on the first day of a PFIC's first tax year as a QEF, elect to recognize gain on the deemed sale of my interest in the PFIC. *Enter gain or loss on line 10f of Part IV.*
- C **Deemed Dividend Election.** I, a shareholder on the first day of a PFIC's first tax year as a QEF that is a controlled foreign corporation (CFC), elect to treat an amount equal to my share of the post-1986 earnings and profits of the CFC as an excess distribution. *Enter this amount on line 10e.*
- D **Election To Extend Time For Payment of Tax.** I, a shareholder of a QEF, elect to extend the time for payment of tax on the undistributed earnings and profits of the QEF until this election is terminated. *Complete lines 3a through 4c of Part II to calculate the tax that may be deferred.*
Note: If any portion of line 1a or line 2a of Part II is includible under section 551 or 951, you may not make this election. Also, see sections 1294(c) and 1294(f) and the related regulations for events that terminate this election.
- E **Election To Recognize Gain on Deemed Sale of PFIC.** I, a shareholder of a former PFIC, elect to treat as an excess distribution the gain recognized on the deemed sale of my interest in the PFIC, or, if I qualify, my share of the PFIC's post-1986 earnings and profits deemed distributed, on the last day of its last tax year as a PFIC under section 1297(a). *Enter gain on line 10f of Part IV.*
- F **Election To Mark-to-Market PFIC Stock.** I, a shareholder of a PFIC, elect to mark-to-market the PFIC stock that is marketable within the meaning of section 1296(e). *Complete Part III.*

Part II Income From a Qualified Electing Fund (QEF) All QEF shareholders complete lines 1a through 2c. If you are making Election D, also complete lines 3a through 4c. (See page 5 of instructions.)

1a Enter your pro rata share of the ordinary earnings of the QEF	1a	236		
b Enter the portion of line 1a that is included in income under section 551 or 951 or that may be excluded under section 1293(g)	1b			
c Subtract line 1b from line 1a. Enter this amount on your tax return as dividend income	1c			236
2a Enter your pro rata share of the total net capital gain of the QEF	2a			
b Enter the portion of line 2a that is included in income under section 551 or 951 or that may be excluded under section 1293(g)	2b			
c Subtract line 2b from line 2a. This amount is a net long-term capital gain. Enter this amount in Part II of the Schedule D used for your income tax return. (See instructions)	2c			
3a Add lines 1c and 2c	3a			
b Enter the total amount of cash and the fair market value of other property distributed or deemed distributed to you during the tax year of the QEF. (See instructions)	3b			
c Enter the portion of line 3a not already included in line 3b that is attributable to shares in the QEF that you disposed of, pledged, or otherwise transferred during the tax year	3c			
d Add lines 3b and 3c	3d			
e Subtract line 3d from line 3a and enter the difference (if zero or less, enter amount in brackets)	3e			
<i>Important: If line 3e is greater than zero, and no portion of line 1a or 2a is includible in income under section 551 or 951, you may make Election D with respect to the amount on line 3e.</i>				
4a Enter the total tax for the tax year. (See instructions)	4a			
b Enter the total tax for the tax year determined without regard to the amount entered on line 3e	4b			
c Subtract line 4b from line 4a. This is the deferred tax, the time for payment of which is extended by making Election D. See instructions	4c			

Part III Gain or (Loss) From Mark-to-Market Election (See page 5 of instructions)

5	Enter the fair market value of your PFIC stock at the end of the tax year	5	
6	Enter your adjusted basis in the stock at the end of the tax year	6	
7	Excess Subtract line 6 from line 5. If a gain, stop here. Include this amount as ordinary income on your tax return. If a loss, go to line 8.	7	
8	Enter any unreversed inclusions (as defined in section 1296(d)). See instructions.	8	
9	Enter the smaller of line 7 or line 8. Include this amount as an ordinary loss on your tax return.	9	

Part IV Distributions and Disposition of Stock in a Section 1291 Fund (See page 6 of instructions)
Complete a separate Part IV for each excess distribution

10a	Enter your total distributions from the PFIC during the current tax year. If the holding period of the PFIC stock began in the current tax year, this amount is dividend income to the extent there are accumulated earnings and profits.	10a	
b	Enter the total distributions (reduced by the portions of such distributions that were excess distributions but not included in income under section 1291(a)(1)(B)) made by the company for each of the 3 years preceding the current tax year (or if shorter, the portion of the shareholder's holding period before the current tax year).	10b	
c	Divide line 10b by 3. (See instructions if the number of preceding tax years is less than 3.)	10c	
d	Multiply line 10c by 125%. Enter the lesser of line 10a or line 10d as a dividend on your income tax return.	10d	
e	Subtract line 10d from line 10a. This amount, if more than zero, is the total excess distribution. If zero or less and you did not dispose of stock during the tax year, do not complete the rest of Part IV. See instructions if you received more than one distribution during the current tax year.	10e	
f	Enter gain or loss from the disposition of stock of a section 1291 fund or former section 1291 fund. If a gain, complete line 11. If a loss, show it in brackets and do not complete line 11.	10f	
11a	Attach a statement for each distribution and disposition. Show your holding period for each share of stock or block of shares held. Allocate the excess distribution to each day in your holding period. Add all amounts that are allocated to days in each tax year.		
b	Enter the total of the amounts determined in line 11a that are allocable to the current tax year and tax years before the foreign corporation became a PFIC (pre-PFIC tax years). Enter these amounts on your income tax return as other income.	11b	
c	Enter the aggregate increases in tax (before credits) for each tax year in your holding period (other than the current tax year and pre-PFIC years). (See instructions.)	11c	
d	Foreign tax credit. (See instructions.)	11d	
e	Subtract line 11d from line 11c. Enter this amount on your income tax return as "additional tax." (See instructions.)	11e	
f	Determine interest on each net increase in tax determined on line 11e using the rates and methods of section 6621. Enter the aggregate amount of interest here. (See instructions.)	11f	

Part V Status of Prior Year Section 1294 Elections and Termination of Section 1294 Elections
Complete a separate column for each outstanding election. Complete lines 9 and 10 only if there is partial termination of the section 1294 election.

	(i)	(ii)	(iii)	(iv)	(v)	(vi)
1 Tax year of outstanding election	-----	-----	-----	-----	-----	-----
2 Undistributed earnings to which the election relates						
3 Deferred tax						
4 Interest accrued on deferred tax (line 3) as of the filing date						
5 Event terminating election						
6 Earnings distributed or deemed distributed during the tax year						
7 Deferred tax due with this return						
8 Accrued interest due with this return						
9 Deferred tax outstanding after partial termination of election						
10 Interest accrued after partial termination of election						

**Return by a Shareholder of a Passive Foreign
 Investment Company or Qualified Electing Fund**

OMB No 1545-1002

Attachment
 Sequence No **69**

▶ See separate instructions

Name of shareholder JOHN S AND JAMES L KNIGHT FOUNDATION		Identifying number (see page 2 of instructions) 65-0464177
Number, street, and room or suite no. (If a P.O. box, see page 2 of instructions) 2 SOUTH BISCAYNE BLVD, ONE BISCAYNE TOWER SUITE 3800		Shareholder tax year: calendar year 20 <u>01</u> or other tax year beginning _____, 20 and ending _____, 20
City or town, state, and ZIP code or country MIAMI, FL 33131		
Check type of shareholder filing the return: <input type="checkbox"/> Individual <input checked="" type="checkbox"/> Corporation <input type="checkbox"/> Partnership <input type="checkbox"/> S Corporation <input type="checkbox"/> Nongrantor Trust <input type="checkbox"/> Estate		
Name of passive foreign investment company (PFIC) or qualified electing fund (QEF) JOELY INTERNATIONAL HOLDINGS LTD (SENDERO)		Employer identification number (if any) N/A
Address (Enter number, street, city or town, and country) C/O 2665 SOUTH BAYSHORE DRIVE SUITE 1101 COCONUT GROVE, FL 33133		Tax year of company or fund: calendar year 20 <u>01</u> or other tax year beginning _____, 20 and ending _____, 20

Part I Elections (See instructions)

- A **Election To Treat the PFIC as a QEF** I, a shareholder of a PFIC, elect to treat the PFIC as a QEF. Complete lines 1a through 2c of Part II.
- B **Deemed Sale Election** I, a shareholder on the first day of a PFIC's first tax year as a QEF, elect to recognize gain on the deemed sale of my interest in the PFIC. Enter gain or loss on line 10f of Part IV.
- C **Deemed Dividend Election** I, a shareholder on the first day of a PFIC's first tax year as a QEF that is a controlled foreign corporation (CFC), elect to treat an amount equal to my share of the post-1986 earnings and profits of the CFC as an excess distribution. Enter this amount on line 10e.
- D **Election To Extend Time For Payment of Tax** I, a shareholder of a QEF, elect to extend the time for payment of tax on the undistributed earnings and profits of the QEF until this election is terminated. Complete lines 3a through 4c of Part II to calculate the tax that may be deferred. Note: If any portion of line 1a or line 2a of Part II is includible under section 551 or 951, you may not make this election. Also, see sections 1294(c) and 1294(f) and the related regulations for events that terminate this election.
- E **Election To Recognize Gain on Deemed Sale of PFIC** I, a shareholder of a former PFIC, elect to treat as an excess distribution the gain recognized on the deemed sale of my interest in the PFIC, or, if I qualify, my share of the PFIC's post-1986 earnings and profits deemed distributed, on the last day of its last tax year as a PFIC under section 1297(a). Enter gain on line 10f of Part IV.
- F **Election To Mark-to-Market PFIC Stock** I, a shareholder of a PFIC, elect to mark-to-market the PFIC stock that is marketable within the meaning of section 1296(e). Complete Part III.

Part II Income From a Qualified Electing Fund (QEF). All QEF shareholders complete lines 1a through 2c. If you are making Election D, also complete lines 3a through 4c. (See page 5 of instructions.)

1a Enter your pro rata share of the ordinary earnings of the QEF . . .	1a	101		
b Enter the portion of line 1a that is included in income under section 551 or 951 or that may be excluded under section 1293(g) . . .	1b			
c Subtract line 1b from line 1a. Enter this amount on your tax return as dividend income . . .	1c			101
2a Enter your pro rata share of the total net capital gain of the QEF . . .	2a			
b Enter the portion of line 2a that is included in income under section 551 or 951 or that may be excluded under section 1293(g) . . .	2b			
c Subtract line 2b from line 2a. This amount is a net long-term capital gain. Enter this amount in Part II of the Schedule D used for your income tax return. (See instructions.)	2c			
3a Add lines 1c and 2c . . .	3a			
b Enter the total amount of cash and the fair market value of other property distributed or deemed distributed to you during the tax year of the QEF. (See instructions.)	3b			
c Enter the portion of line 3a not already included in line 3b that is attributable to shares in the QEF that you disposed of, pledged, or otherwise transferred during the tax year . . .	3c			
d Add lines 3b and 3c . . .	3d			
e Subtract line 3d from line 3a and enter the difference (if zero or less, enter amount in brackets). <i>Important: If line 3e is greater than zero and no portion of line 1a or 2a is includible in income under section 551 or 951, you may make Election D with respect to the amount on line 3a.</i>	3e			
4a Enter the total tax for the tax year. (See instructions.)	4a			
b Enter the total tax for the tax year determined without regard to the amount entered on line 3e . . .	4b			
c Subtract line 4b from line 4a. This is the deferred tax, the time for payment of which is extended by making Election D. See instructions . . .	4c			

Part III Gain or (Loss) From Mark-to-Market Election (See page 5 of instructions)

5	Enter the fair market value of your PFIC stock at the end of the tax year	5
6	Enter your adjusted basis in the stock at the end of the tax year	6
7	Excess Subtract line 6 from line 5. If a gain, stop here. Include this amount as ordinary income on your tax return. If a loss, go to line 8.	7
8	Enter any unreversed inclusions (as defined in section 1296(d)). See instructions.	8
9	Enter the smaller of line 7 or line 8. Include this amount as an ordinary loss on your tax return.	9

Part IV Distributions and Disposition of Stock in a Section 1291 Fund (See page 6 of instructions)
Complete a separate Part IV for each excess distribution

10a	Enter your total distributions from the PFIC during the current tax year. If the holding period of the PFIC stock began in the current tax year, this amount is dividend income to the extent there are accumulated earnings and profits.	10a
b	Enter the total distributions (reduced by the portions of such distributions that were excess distributions but not included in income under section 1291(a)(1)(B)) made by the company for each of the 3 years preceding the current tax year (or if shorter, the portion of the shareholder's holding period before the current tax year).	10b
c	Divide line 10b by 3 (See instructions if the number of preceding tax years is less than 3).	10c
d	Multiply line 10c by 125%. Enter the lesser of line 10a or line 10d as a dividend on your income tax return.	10d
e	Subtract line 10d from line 10a. This amount, if more than zero, is the total excess distribution. If zero or less and you did not dispose of stock during the tax year, do not complete the rest of Part IV. See instructions if you received more than one distribution during the current tax year.	10e
f	Enter gain or loss from the disposition of stock of a section 1291 fund or former section 1291 fund. If a gain, complete line 11. If a loss, show it in brackets and do not complete line 11.	10f
11a	Attach a statement for each distribution and disposition. Show your holding period for each share of stock or block of shares held. Allocate the excess distribution to each day in your holding period. Add all amounts that are allocated to days in each tax year.	
b	Enter the total of the amounts determined in line 11a that are allocable to the current tax year and tax years before the foreign corporation became a PFIC (pre-PFIC tax years). Enter these amounts on your income tax return as other income.	11b
c	Enter the aggregate increases in tax (before credits) for each tax year in your holding period (other than the current tax year and pre-PFIC years). (See instructions).	11c
d	Foreign tax credit. (See instructions).	11d
e	Subtract line 11d from line 11c. Enter this amount on your income tax return as "additional tax." (See instructions).	11e
f	Determine interest on each net increase in tax determined on line 11e using the rates and methods of section 6621. Enter the aggregate amount of interest here. (See instructions).	11f

Part V Status of Prior Year Section 1294 Elections and Termination of Section 1294 Elections
Complete a separate column for each outstanding election. Complete lines 9 and 10 only if there is a partial termination of the section 1294 election.

	(i)	(ii)	(iii)	(iv)	(v)	(vi)
1 Tax year of outstanding election	-----	-----	-----	-----	-----	-----
2 Undistributed earnings to which the election relates						
3 Deferred tax						
4 Interest accrued on deferred tax (line 3) as of the filing date						
5 Event terminating election						
6 Earnings distributed or deemed distributed during the tax year						
7 Deferred tax due with this return						
8 Accrued interest due with this return						
9 Deferred tax outstanding after partial termination of election						
10 Interest accrued after partial termination of election						

Return by a Shareholder of a Passive Foreign Investment Company or Qualified Electing Fund

OMB No 1545-1002

Attachment Sequence No **69**

▶ See separate instructions

Name of shareholder JOHN S AND JAMES L KNIGHT FOUNDATION		Identifying number (see page 2 of instructions) 65-0464177
Number, street, and room or suite no. (If a P.O. box, see page 2 of instructions) 2 SOUTH BISCAYNE BLVD, ONE BISCAYNE TOWER SUITE 3800		Shareholder tax year: calendar year 20 <u>01</u> or other tax year beginning 20 and ending 20
City or town, state, and ZIP code or country MIAMI, FL 33131		
Check type of shareholder filing the return: <input type="checkbox"/> Individual <input checked="" type="checkbox"/> Corporation <input type="checkbox"/> Partnership <input type="checkbox"/> S Corporation <input type="checkbox"/> Nongrantor Trust <input type="checkbox"/> Estate		
Name of passive foreign investment company (PFIC) or qualified electing fund (QEF) KING MECHATRONICS CO, LTD		Employer identification number (if any) N/A
Address (Enter number, street, city or town, and country) C/O SUITES 1202-1211 TWO PACIFIC PLACE 88 QUEENSWAY, HONG KONG		Tax year of company or fund: calendar year 20 <u>01</u> or other tax year beginning 20 and ending 20

Part I Elections (See instructions)

- A **Election To Treat the PFIC as a QEF.** I, a shareholder of a PFIC, elect to treat the PFIC as a QEF. *Complete lines 1a through 2c of Part II.*
- B **Deemed Sale Election.** I, a shareholder on the first day of a PFIC's first tax year as a QEF, elect to recognize gain on the deemed sale of my interest in the PFIC. *Enter gain or loss on line 10f of Part IV.*
- C **Deemed Dividend Election.** I, a shareholder on the first day of a PFIC's first tax year as a QEF that is a controlled foreign corporation (CFC), elect to treat an amount equal to my share of the post-1986 earnings and profits of the CFC as an excess distribution. *Enter this amount on line 10e.*
- D **Election To Extend Time For Payment of Tax.** I, a shareholder of a QEF, elect to extend the time for payment of tax on the undistributed earnings and profits of the QEF until this election is terminated. *Complete lines 3a through 4c of Part II to calculate the tax that may be deferred.*
Note: If any portion of line 1a or line 2a of Part II is includible under section 551 or 951, you may not make this election. Also, see sections 1294(c) and 1294(f) and the related regulations for events that terminate this election.
- E **Election To Recognize Gain on Deemed Sale of PFIC.** I, a shareholder of a former PFIC, elect to treat as an excess distribution the gain recognized on the deemed sale of my interest in the PFIC, or, if I qualify, my share of the PFIC's post-1986 earnings and profits deemed distributed, on the last day of its last tax year as a PFIC under section 1297(a). *Enter gain on line 10f of Part IV.*
- F **Election To Mark-to-Market PFIC Stock.** I, a shareholder of a PFIC, elect to mark-to-market the PFIC stock that is marketable within the meaning of section 1296(e). *Complete Part III.*

Part II Income From a Qualified Electing Fund (QEF). All QEF shareholders complete lines 1a through 2c. If you are making Election D, also complete lines 3a through 4c. (See page 5 of instructions)

1a Enter your pro rata share of the ordinary earnings of the QEF	1a			
b Enter the portion of line 1a that is included in income under section 551 or 951 or that may be excluded under section 1293(g)	1b			
c Subtract line 1b from line 1a. Enter this amount on your tax return as dividend income			1c	
2a Enter your pro rata share of the total net capital gain of the QEF	2a			
b Enter the portion of line 2a that is included in income under section 551 or 951 or that may be excluded under section 1293(g)	2b			
c Subtract line 2b from line 2a. This amount is a net long-term capital gain. Enter this amount in Part II of the Schedule D used for your income tax return. (See instructions)			2c	
3a Add lines 1c and 2c			3a	
b Enter the total amount of cash and the fair market value of other property distributed or deemed distributed to you during the tax year of the QEF. (See instructions)	3b			
c Enter the portion of line 3a not already included in line 3b that is attributable to shares in the QEF that you disposed of, pledged, or otherwise transferred during the tax year	3c			
d Add lines 3b and 3c			3d	
e Subtract line 3d from line 3a, and enter the difference (if zero or less, enter amount in brackets)			3e	
<i>Important: If line 3e is greater than zero and no portion of line 1b or 2a is includible in income under section 551 or 951, you may make Election D with respect to the amount on line 3e.</i>				
4a Enter the total tax for the tax year. (See instructions)	4a			
b Enter the total tax for the tax year determined without regard to the amount entered on line 3e	4b			
c Subtract line 4b from line 4a. This is the deferred tax, the time for payment of which is extended by making Election D. See instructions.			4c	

Part III Gain or (Loss) From Mark-to-Market Election (See page 5 of instructions)

5	Enter the fair market value of your PFIC stock at the end of the tax year	5	
6	Enter your adjusted basis in the stock at the end of the tax year	6	
7	Excess Subtract line 6 from line 5. If a gain, stop here. Include this amount as ordinary income on your tax return. If a loss, go to line 8.	7	
8	Enter any unreversed inclusions (as defined in section 1296(d)). See instructions.	8	
9	Enter the smaller of line 7 or line 8. Include this amount as an ordinary loss on your tax return.	9	

Part IV Distributions and Disposition of Stock in a Section 1291 Fund (See page 6 of instructions)
Complete a separate Part IV for each excess distribution

10a	Enter your total distributions from the PFIC during the current tax year. If the holding period of the PFIC stock began in the current tax year, this amount is dividend income to the extent there are accumulated earnings and profits.	10a	
b	Enter the total distributions (reduced by the portions of such distributions that were excess distributions but not included in income under section 1291(a)(1)(B)) made by the company for each of the 3 years preceding the current tax year (or if shorter, the portion of the shareholder's holding period before the current tax year).	10b	
c	Divide line 10b by 3. (See instructions if the number of preceding tax years is less than 3).	10c	
d	Multiply line 10c by 125%. Enter the lesser of line 10a or line 10d as a dividend on your income tax return.	10d	
e	Subtract line 10d from line 10a. This amount, if more than zero, is the total excess distribution. If zero or less and you did not dispose of stock during the tax year, do not complete the rest of Part IV. See instructions if you received more than one distribution during the current tax year.	10e	
f	Enter gain or loss from the disposition of stock of a section 1291 fund or former section 1291 fund. If a gain, complete line 11. If a loss, show it in brackets and do not complete line 11.	10f	
11a	Attach a statement for each distribution and disposition. Show your holding period for each share of stock or block of shares held. Allocate the excess distribution to each day in your holding period. Add all amounts that are allocated to days in each tax year.		
b	Enter the total of the amounts determined in line 11a that are allocable to the current tax year and tax years before the foreign corporation became a PFIC (pre-PFIC tax years). Enter these amounts on your income tax return as other income.	11b	
c	Enter the aggregate increases in tax (before credits) for each tax year in your holding period (other than the current tax year and pre-PFIC years). (See instructions).	11c	
d	Foreign tax credit. (See instructions).	11d	
e	Subtract line 11d from line 11c. Enter this amount on your income tax return as "additional tax." (See instructions).	11e	
f	Determine interest on each net increase in tax determined on line 11e using the rates and methods of section 6621. Enter the aggregate amount of interest here. (See instructions).	11f	

Part V Status of Prior Year Section 1294 Elections and Termination of Section 1294 Elections
Complete a separate column for each outstanding election. Complete lines 9 and 10 only if there is a partial termination of the section 1294 election.

	(i)	(ii)	(iii)	(iv)	(v)	(vi)
1 Tax year of outstanding election	-----	-----	-----	-----	-----	-----
2 Undistributed earnings to which the election relates						
3 Deferred tax						
4 Interest accrued on deferred tax (line 3) as of the filing date						
5 Event terminating election						
6 Earnings distributed or deemed distributed during the tax year						
7 Deferred tax due with this return						
8 Accrued interest due with this return						
9 Deferred tax outstanding after partial termination of election						
10 Interest accrued after partial termination of election						

Return by a Shareholder of a Passive Foreign Investment Company or Qualified Electing Fund

OMB No 1545-1002

Attachment
 Sequence No **69**

▶ See separate instructions

Name of shareholder JOHN S AND JAMES L. KNIGHT FOUNDATION	Identifying number (see page 2 of instructions) 65-0464177
Number street and room or suite no. (If a P.O. box, see page 2 of instructions) 2 SOUTH BISCAYNE BLVD, ONE BISCAYNE TOWER SUITE 3800	Shareholder tax year calendar year 20 01 or other tax year beginning _____, 20 and ending _____, 20
City or town state and ZIP code or country MIAMI, FL 33131	
Check type of shareholder filing the return <input type="checkbox"/> Individual <input checked="" type="checkbox"/> Corporation <input type="checkbox"/> Partnership <input type="checkbox"/> S Corporation <input type="checkbox"/> Nongrantor Trust <input type="checkbox"/> Estate	
Name of passive foreign investment company (PFIC) or qualified electing fund (QEF) CHINA DIGITAL SATNET LIMITED	Employer identification number (if any) N/A
Address (Enter number street city or town, and country) C/O 32/F ALEXANDRA HOUSE 18 CHATER ROAD HONG KONG	Tax year of company or fund calendar year 20 01 or other tax year beginning _____, 20 and ending _____, 20

Part I Elections (See instructions)

- A **Election To Treat the PFIC as a QEF.** I, a shareholder of a PFIC, elect to treat the PFIC as a QEF. *Complete lines 1a through 2c of Part II*
- B **Deemed Sale Election.** I, a shareholder on the first day of a PFIC's first tax year as a QEF, elect to recognize gain on the deemed sale of my interest in the PFIC. *Enter gain or loss on line 10f of Part IV*
- C **Deemed Dividend Election.** I, a shareholder on the first day of a PFIC's first tax year as a QEF that is a controlled foreign corporation (CFC), elect to treat an amount equal to my share of the post-1986 earnings and profits of the CFC as an excess distribution. *Enter this amount on line 10e*
- D **Election To Extend Time For Payment of Tax.** I, a shareholder of a QEF, elect to extend the time for payment of tax on the undistributed earnings and profits of the QEF until this election is terminated. *Complete lines 3a through 4c of Part II to calculate the tax that may be deferred*
Note: If any portion of line 1a or line 2a of Part II is includible under section 551 or 951, you may not make this election. Also, see sections 1294(c) and 1294(f) and the related regulations for events that terminate this election.
- E **Election To Recognize Gain on Deemed Sale of PFIC.** I, a shareholder of a former PFIC, elect to treat as an excess distribution the gain recognized on the deemed sale of my interest in the PFIC, or, if I qualify, my share of the PFIC's post-1986 earnings and profits deemed distributed, on the last day of its last tax year as a PFIC under section 1297(a). *Enter gain on line 10f of Part IV*
- F **Election To Mark-to-Market PFIC Stock.** I, a shareholder of a PFIC, elect to mark-to-market the PFIC stock that is marketable within the meaning of section 1296(e). *Complete Part III*

Part II Income From a Qualified Electing Fund (QEF). All QEF shareholders complete lines 1a through 2c. If you are making Election D, also complete lines 3a through 4c. (See page 5 of instructions.)

1a Enter your pro rata share of the ordinary earnings of the QEF	1a	72		
b Enter the portion of line 1a that is included in income under section 551 or 951 or that may be excluded under section 1293(g)	1b			
c Subtract line 1b from line 1a. Enter this amount on your tax return as dividend income	1c			72
2a Enter your pro rata share of the total net capital gain of the QEF	2a			
b Enter the portion of line 2a that is included in income under section 551 or 951 or that may be excluded under section 1293(g)	2b			
c Subtract line 2b from line 2a. This amount is a net long-term capital gain. Enter this amount in Part II of the Schedule D used for your income tax return. (See instructions)	2c			
3a Add lines 1c and 2c	3a			
b Enter the total amount of cash and the fair market value of other property distributed or deemed distributed to you during the tax year of the QEF. (See instructions)	3b			
c Enter the portion of line 3a not already included in line 3b that is attributable to shares in the QEF that you disposed of, pledged, or otherwise transferred during the tax year	3c			
d Add lines 3b and 3c	3d			
e Subtract line 3d from line 3a, and enter the difference (if zero or less, enter amount in brackets)	3e			
<i>Important. If line 3e is greater than zero, and no portion of line 1a or 2a is includible in income under section 551 or 951, you may make Election D with respect to the amount on line 3e.</i>				
4a Enter the total tax for the tax year. (See instructions)	4a			
b Enter the total tax for the tax year determined without regard to the amount entered on line 3e	4b			
c Subtract line 4b from line 4a. This is the deferred tax, the time for payment of which is extended by making Election D. See instructions	4c			

Part III Gain or (Loss) From Mark-to-Market Election (See page 5 of instructions)

5	Enter the fair market value of your PFIC stock at the end of the tax year	5	
6	Enter your adjusted basis in the stock at the end of the tax year	6	
7	Excess Subtract line 6 from line 5. If a gain, stop here . Include this amount as ordinary income on your tax return. If a loss, go to line 8.	7	
8	Enter any unreversed inclusions (as defined in section 1296(d)). See instructions.	8	
9	Enter the smaller of line 7 or line 8. Include this amount as an ordinary loss on your tax return.	9	

Part IV Distributions and Disposition of Stock in a Section 1291 Fund (See page 6 of instructions)
 Complete a separate Part IV for each excess distribution

10a	Enter your total distributions from the PFIC during the current tax year. If the holding period of the PFIC stock began in the current tax year, this amount is dividend income to the extent there are accumulated earnings and profits.	10a	
b	Enter the total distributions (reduced by the portions of such distributions that were excess distributions but not included in income under section 1291(a)(1)(B)) made by the company for each of the 3 years preceding the current tax year (or if shorter, the portion of the shareholder's holding period before the current tax year).	10b	
c	Divide line 10b by 3. (See instructions if the number of preceding tax years is less than 3).	10c	
d	Multiply line 10c by 125%. Enter the lesser of line 10a or line 10d as a dividend on your income tax return.	10d	
e	Subtract line 10d from line 10a. This amount, if more than zero, is the total excess distribution. If zero or less and you did not dispose of stock during the tax year, do not complete the rest of Part IV. See instructions if you received more than one distribution during the current tax year.	10e	
f	Enter gain or loss from the disposition of stock of a section 1291 fund or former section 1291 fund. If a gain, complete line 11. If a loss, show it in brackets and do not complete line 11.	10f	
11a	Attach a statement for each distribution and disposition. Show your holding period for each share of stock or block of shares held. Allocate the excess distribution to each day in your holding period. Add all amounts that are allocated to days in each tax year.		
b	Enter the total of the amounts determined in line 11a that are allocable to the current tax year and tax years before the foreign corporation became a PFIC (pre-PFIC tax years). Enter these amounts on your income tax return as other income.	11b	
c	Enter the aggregate increases in tax (before credits) for each tax year in your holding period (other than the current tax year and pre-PFIC years). (See instructions).	11c	
d	Foreign tax credit. (See instructions).	11d	
e	Subtract line 11d from line 11c. Enter this amount on your income tax return as "additional tax." (See instructions).	11e	
f	Determine interest on each net increase in tax determined on line 11e using the rates and methods of section 6621. Enter the aggregate amount of interest here. (See instructions).	11f	

Part V Status of Prior Year Section 1294 Elections and Termination of Section 1294 Elections
 Complete a separate column for each outstanding election. Complete lines 9 and 10 only if there is a partial termination of the section 1294 election.

	(i)	(ii)	(iii)	(iv)	(v)	(vi)
1 Tax year of outstanding election						
2 Undistributed earnings to which the election relates						
3 Deferred tax						
4 Interest accrued on deferred tax (line 3) as of the filing date						
5 Event terminating election						
6 Earnings distributed or deemed distributed during the tax year						
7 Deferred tax due with this return						
8 Accrued interest due with this return						
9 Deferred tax outstanding after partial termination of election						
10 Interest accrued after partial termination of election						

Return by a Shareholder of a Passive Foreign Investment Company or Qualified Electing Fund

OMB No 1545-1002

Attachment Sequence No **69**

▶ See separate instructions

Name of shareholder JOHN S AND JAMES L KNIGHT FOUNDATION		Identifying number (see page 2 of instructions) 65-0464177
Number, street, and room or suite no. (If a P.O. box, see page 2 of instructions) 2 SOUTH BISCAYNE BLVD, ONE BISCAYNE TOWER SUITE 3800		Shareholder tax year: calendar year 20 01 or other tax year beginning 20 and ending 20
City or town, state, and ZIP code or country MIAMI, FL 33131		
Check type of shareholder filing the return: <input type="checkbox"/> Individual <input checked="" type="checkbox"/> Corporation <input type="checkbox"/> Partnership <input type="checkbox"/> S Corporation <input type="checkbox"/> Nongrantor Trust <input type="checkbox"/> Estate		
Name of passive foreign investment company (PFIC) or qualified electing fund (QEF) FONDS PARTENAIRES -LAZARD		Employer identification number (if any) N/A
Address (Enter number, street, city or town, and country) 121 BOULEVARD HAUSSMANN 75008 PARIS FRANCE		Tax year of company or fund: calendar year 20 01 or other tax year beginning 20 and ending 20

Part I Elections (See instructions)

- A** **Election To Treat the PFIC as a QEF.** I, a shareholder of a PFIC, elect to treat the PFIC as a QEF. *Complete lines 1a through 2c of Part II.*
- B** **Deemed Sale Election.** I, a shareholder on the first day of a PFIC's first tax year as a QEF, elect to recognize gain on the deemed sale of my interest in the PFIC. *Enter gain or loss on line 10f of Part IV.*
- C** **Deemed Dividend Election.** I, a shareholder on the first day of a PFIC's first tax year as a QEF that is a controlled foreign corporation (CFC), elect to treat an amount equal to my share of the post-1986 earnings and profits of the CFC as an excess distribution. *Enter this amount on line 10e.*
- D** **Election To Extend Time For Payment of Tax.** I, a shareholder of a QEF, elect to extend the time for payment of tax on the undistributed earnings and profits of the QEF until this election is terminated. *Complete lines 3a through 4c of Part II to calculate the tax that may be deferred.*
Note: If any portion of line 1a or line 2a of Part II is includible under section 551 or 951, you may not make this election. Also, see sections 1294(c) and 1294(f) and the related regulations for events that terminate this election.
- E** **Election To Recognize Gain on Deemed Sale of PFIC.** I, a shareholder of a former PFIC, elect to treat as an excess distribution the gain recognized on the deemed sale of my interest in the PFIC, or, if I qualify, my share of the PFIC's post-1986 earnings and profits deemed distributed, on the last day of its last tax year as a PFIC under section 1297(a). *Enter gain on line 10f of Part IV.*
- F** **Election To Mark-to-Market PFIC Stock.** I, a shareholder of a PFIC, elect to mark-to-market the PFIC stock that is marketable within the meaning of section 1296(e). *Complete Part III.*

Part II Income From a Qualified Electing Fund (QEF). All QEF shareholders complete lines 1a through 2c. If you are making Election D, also complete lines 3a through 4c. (See page 5 of instructions.)

1a Enter your pro rata share of the ordinary earnings of the QEF	1a			
b Enter the portion of line 1a that is included in income under section 551 or 951 or that may be excluded under section 1293(g)	1b			
c Subtract line 1b from line 1a. Enter this amount on your tax return as dividend income.		1c		
2a Enter your pro rata share of the total net capital gain of the QEF	2a		992	
b Enter the portion of line 2a that is included in income under section 551 or 951 or that may be excluded under section 1293(g)	2b			
c Subtract line 2b from line 2a. This amount is a net long-term capital gain. Enter this amount in Part II of the Schedule D used for your income tax return. (See instructions.)		2c		992
3a Add lines 1c and 2c		3a		
b Enter the total amount of cash and the fair market value of other property distributed or deemed distributed to you during the tax year of the QEF. (See instructions.)	3b			
c Enter the portion of line 3a not already included in line 3b that is attributable to shares in the QEF that you disposed of, pledged or otherwise transferred during the tax year.	3c			
d Add lines 3b and 3c		3d		
e Subtract line 3d from line 3a, and enter the difference (if zero or less, enter amount in brackets).		3e		
<i>Important: If line 3e is greater than zero and no portion of line 1a or 2a is includible in income under section 551 or 951, you may make Election D with respect to the amount on line 3e.</i>				
4a Enter the total tax for the tax year. (See instructions.)	4a			
b Enter the total tax for the tax year determined without regard to the amount entered on line 3e.	4b			
c Subtract line 4b from line 4a. This is the deferred tax, the time for payment of which is extended by making Election D. See instructions.		4c		

Part III Gain or (Loss) From Mark-to-Market Election (See page 5 of instructions)

5	Enter the fair market value of your PFIC stock at the end of the tax year	5	
6	Enter your adjusted basis in the stock at the end of the tax year	6	
7	Excess Subtract line 6 from line 5. If a gain, stop here. Include this amount as ordinary income on your tax return. If a loss, go to line 8.	7	
8	Enter any unreversed inclusions (as defined in section 1296(d)). See instructions.	8	
9	Enter the smaller of line 7 or line 8. Include this amount as an ordinary loss on your tax return.	9	

Part IV Distributions and Disposition of Stock in a Section 1291 Fund (See page 6 of instructions)
Complete a separate Part IV for each excess distribution

10a	Enter your total distributions from the PFIC during the current tax year. If the holding period of the PFIC stock began in the current tax year, this amount is dividend income to the extent there are accumulated earnings and profits.	10a	
b	Enter the total distributions (reduced by the portions of such distributions that were excess distributions but not included in income under section 1291(a)(1)(B)) made by the company for each of the 3 years preceding the current tax year (or if shorter, the portion of the shareholder's holding period before the current tax year).	10b	
c	Divide line 10b by 3. (See instructions if the number of preceding tax years is less than 3).	10c	
d	Multiply line 10c by 125%. Enter the lesser of line 10a or line 10d as a dividend on your income tax return.	10d	
e	Subtract line 10d from line 10a. This amount, if more than zero, is the total excess distribution. If zero or less and you did not dispose of stock during the tax year, do not complete the rest of Part IV. See instructions if you received more than one distribution during the current tax year.	10e	
f	Enter gain or loss from the disposition of stock of a section 1291 fund or former section 1291 fund. If a gain, complete line 11. If a loss, show it in brackets and do not complete line 11.	10f	
11a	Attach a statement for each distribution and disposition. Show your holding period for each share of stock or block of shares held. Allocate the excess distribution to each day in your holding period. Add all amounts that are allocated to days in each tax year.		
b	Enter the total of the amounts determined in line 11a that are allocable to the current tax year and tax years before the foreign corporation became a PFIC (pre-PFIC tax years). Enter these amounts on your income tax return as other income.	11b	
c	Enter the aggregate increases in tax (before credits) for each tax year in your holding period (other than the current tax year and pre-PFIC years). (See instructions).	11c	
d	Foreign tax credit. (See instructions).	11d	
e	Subtract line 11d from line 11c. Enter this amount on your income tax return as "additional tax." (See instructions).	11e	
f	Determine interest on each net increase in tax determined on line 11e using the rates and methods of section 6621. Enter the aggregate amount of interest here. (See instructions).	11f	

Part V Status of Prior Year Section 1294 Elections and Termination of Section 1294 Elections
Complete a separate column for each outstanding election. Complete lines 9 and 10 only if there is a partial termination of the section 1294 election.

	(i)	(ii)	(iii)	(iv)	(v)	(vi)
1 Tax year of outstanding election						
2 Undistributed earnings to which the election relates						
3 Deferred tax						
4 Interest accrued on deferred tax (line 3) as of the filing date						
5 Event terminating election						
6 Earnings distributed or deemed distributed during the tax year						
7 Deferred tax due with this return						
8 Accrued interest due with this return						
9 Deferred tax outstanding after partial termination of election						
10 Interest accrued after partial termination of election						

Return by a Shareholder of a Passive Foreign Investment Company or Qualified Electing Fund

OMB No 1545-1002

Attachment Sequence No **69**

▶ See separate instructions

Name of shareholder JOHN S AND JAMES L. KNIGHT FOUNDATION		Identifying number (see page 2 of instructions) 65-0464177
Number, street, and room or suite no. (If a P.O. box, see page 2 of instructions) 2 SOUTH BISCAYNE BLVD, ONE BISCAYNE TOWER SUITE 3800		Shareholder tax year: calendar year 20 <u>01</u> or other tax year beginning _____, 20 and ending _____, 20
City or town, state, and ZIP code or country MIAMI, FL 33131		
Check type of shareholder filing the return: <input type="checkbox"/> Individual <input checked="" type="checkbox"/> Corporation <input type="checkbox"/> Partnership <input type="checkbox"/> S Corporation <input type="checkbox"/> Nongrantor Trust <input type="checkbox"/> Estate		
Name of passive foreign investment company (PFIC) or qualified electing fund (QEF) EUROPEAN STRATEGIC INVESTMENT FUND		Employer identification number (if any) N/A
Address (Enter number, street, city or town, and country) C/O ADVENT INTERNATIONAL CORPORATION 75 STATE ST BOSTON, MA 02109		Tax year of company or fund: calendar year 20 <u>01</u> or other tax year beginning _____, 20 and ending _____, 20

Part I Elections (See instructions)

- A **Election To Treat the PFIC as a QEF** I, a shareholder of a PFIC, elect to treat the PFIC as a QEF. *Complete lines 1a through 2c of Part II*
- B **Deemed Sale Election** I, a shareholder on the first day of a PFIC's first tax year as a QEF, elect to recognize gain on the deemed sale of my interest in the PFIC. *Enter gain or loss on line 10f of Part IV*
- C **Deemed Dividend Election** I, a shareholder on the first day of a PFIC's first tax year as a QEF that is a controlled foreign corporation (CFC), elect to treat an amount equal to my share of the post-1986 earnings and profits of the CFC as an excess distribution. *Enter this amount on line 10e*
- D **Election To Extend Time For Payment of Tax** I, a shareholder of a QEF, elect to extend the time for payment of tax on the undistributed earnings and profits of the QEF until this election is terminated. *Complete lines 3a through 4c of Part II to calculate the tax that may be deferred*
Note: If any portion of line 1a or line 2a of Part II is includible under section 551 or 951, you may not make this election. Also, see sections 1294(c) and 1294(f) and the related regulations for events that terminate this election.
- E **Election To Recognize Gain on Deemed Sale of PFIC** I, a shareholder of a former PFIC, elect to treat as an excess distribution the gain recognized on the deemed sale of my interest in the PFIC, or, if I qualify, my share of the PFIC's post-1986 earnings and profits deemed distributed, on the last day of its last tax year as a PFIC under section 1297(a). *Enter gain on line 10f of Part IV*
- F **Election To Mark-to-Market PFIC Stock** I, a shareholder of a PFIC, elect to mark-to-market the PFIC stock that is marketable within the meaning of section 1296(e). *Complete Part III*

Part II Income From a Qualified Electing Fund (QEF). All QEF shareholders complete lines 1a through 2c. If you are making Election D, also complete lines 3a through 4c. (See page 5 of instructions.)

1a Enter your pro rata share of the ordinary earnings of the QEF	1a	78		
b Enter the portion of line 1a that is included in income under section 551 or 951 or that may be excluded under section 1293(g)	1b			
c Subtract line 1b from line 1a. Enter this amount on your tax return as dividend income	1c			78
2a Enter your pro rata share of the total net capital gain of the QEF	2a			
b Enter the portion of line 2a that is included in income under section 551 or 951 or that may be excluded under section 1293(g)	2b			
c Subtract line 2b from line 2a. This amount is a net long-term capital gain. Enter this amount in Part II of the Schedule D used for your income tax return. (See instructions)	2c			
3a Add lines 1c and 2c	3a			
b Enter the total amount of cash and the fair market value of other property distributed or deemed distributed to you during the tax year of the QEF. (See instructions)	3b			
c Enter the portion of line 3a not already included in line 3b that is attributable to shares in the QEF that you disposed of, pledged, or otherwise transferred during the tax year	3c			
d Add lines 3b and 3c	3d			
e Subtract line 3d from line 3a and enter the difference (if zero or less, enter amount in brackets)	3e			
<i>Important. If line 3e is greater than zero, and no portion of line 1a or 2a is includible in income under section 551 or 951, you may make Election D with respect to the amount on line 3e.</i>				
4a Enter the total tax for the tax year. (See instructions)	4a			
b Enter the total tax for the tax year determined without regard to the amount entered on line 3e	4b			
c Subtract line 4b from line 4a. This is the deferred tax, the time for payment of which is extended by making Election D. See instructions	4c			

Part III Gain or (Loss) From Mark-to-Market Election (See page 5 of instructions)

5	Enter the fair market value of your PFIC stock at the end of the tax year	5	
6	Enter your adjusted basis in the stock at the end of the tax year	6	
7	Excess Subtract line 6 from line 5. If a gain, stop here. Include this amount as ordinary income on your tax return. If a loss, go to line 8	7	
8	Enter any unreversed inclusions (as defined in section 1296(d)). See instructions	8	
9	Enter the smaller of line 7 or line 8. Include this amount as an ordinary loss on your tax return	9	

Part IV Distributions and Disposition of Stock in a Section 1291 Fund (See page 6 of instructions)
Complete a separate Part IV for each excess distribution

10a	Enter your total distributions from the PFIC during the current tax year. If the holding period of the PFIC stock began in the current tax year, this amount is dividend income to the extent there are accumulated earnings and profits	10a	
b	Enter the total distributions (reduced by the portions of such distributions that were excess distributions but not included in income under section 1291(a)(1)(B)) made by the company for each of the 3 years preceding the current tax year (or if shorter, the portion of the shareholder's holding period before the current tax year)	10b	
c	Divide line 10b by 3. (See instructions if the number of preceding tax years is less than 3)	10c	
d	Multiply line 10c by 125%. Enter the lesser of line 10a or line 10d as a dividend on your income tax return	10d	
e	Subtract line 10d from line 10a. This amount, if more than zero, is the total excess distribution. If zero or less and you did not dispose of stock during the tax year, do not complete the rest of Part IV. See instructions if you received more than one distribution during the current tax year	10e	
f	Enter gain or loss from the disposition of stock of a section 1291 fund or former section 1291 fund. If a gain, complete line 11. If a loss, show it in brackets and do not complete line 11	10f	
11a	Attach a statement for each distribution and disposition. Show your holding period for each share of stock or block of shares held. Allocate the excess distribution to each day in your holding period. Add all amounts that are allocated to days in each tax year		
b	Enter the total of the amounts determined in line 11a that are allocable to the current tax year and tax years before the foreign corporation became a PFIC (pre-PFIC tax years). Enter these amounts on your income tax return as other income	11b	
c	Enter the aggregate increases in tax (before credits) for each tax year in your holding period (other than the current tax year and pre-PFIC years). (See instructions)	11c	
d	Foreign tax credit. (See instructions)	11d	
e	Subtract line 11d from line 11c. Enter this amount on your income tax return as "additional tax." (See instructions)	11e	
f	Determine interest on each net increase in tax determined on line 11e using the rates and methods of section 6621. Enter the aggregate amount of interest here. (See instructions)	11f	

Part V Status of Prior Year Section 1294 Elections and Termination of Section 1294 Elections
Complete a separate column for each outstanding election. Complete lines 9 and 10 only if there is a partial termination of the section 1294 election

	(i)	(ii)	(iii)	(iv)	(v)	(vi)
1 Tax year of outstanding election	-----	-----	-----	-----	-----	-----
2 Undistributed earnings to which the election relates						
3 Deferred tax						
4 Interest accrued on deferred tax (line 3) as of the filing date						
5 Event terminating election						
6 Earnings distributed or deemed distributed during the tax year						
7 Deferred tax due with this return						
8 Accrued interest due with this return						
9 Deferred tax outstanding after partial termination of election						
10 Interest accrued after partial termination of election						

Return by a Shareholder of a Passive Foreign Investment Company or Qualified Electing Fund

▶ See separate instructions

Name of shareholder JOHN S AND JAMES L KNIGHT FOUNDATION		Identifying number (see page 2 of instructions) 65-0464177
Number, street, and room or suite no. (If a P.O. box, see page 2 of instructions) 2 SOUTH BISCAYNE BLVD, ONE BISCAYNE TOWER SUITE 3800		Shareholder tax year: calendar year 20 <u>01</u> or other tax year beginning _____, 20 and ending _____, 20
City or town, state, and ZIP code or country MIAMI, FL 33131		
Check type of shareholder filing the return: <input type="checkbox"/> Individual <input checked="" type="checkbox"/> Corporation <input type="checkbox"/> Partnership <input type="checkbox"/> S Corporation <input type="checkbox"/> Nongrantor Trust <input type="checkbox"/> Estate		
Name of passive foreign investment company (PFIC) or qualified electing fund (QEF) ORIENT CREDIT CO, LTD		Employer identification number (if any) N/A
Address (Enter number, street, city or town, and country) C/O THE JAPAN VENUTRE FUND III PO BOX HM 1368 HAMILTON, BERMUDA HM FX		Tax year of company or fund: calendar year 20 <u>01</u> or other tax year beginning _____, 20 and ending _____, 20

Part I Elections (See instructions)

- A **Election To Treat the PFIC as a QEF.** I, a shareholder of a PFIC, elect to treat the PFIC as a QEF. *Complete lines 1a through 2c of Part II*
- B **Deemed Sale Election.** I, a shareholder on the first day of a PFIC's first tax year as a QEF, elect to recognize gain on the deemed sale of my interest in the PFIC. *Enter gain or loss on line 10f of Part IV*
- C **Deemed Dividend Election.** I, a shareholder on the first day of a PFIC's first tax year as a QEF that is a controlled foreign corporation (CFC), elect to treat an amount equal to my share of the post-1986 earnings and profits of the CFC as an excess distribution. *Enter this amount on line 10e*
- D **Election To Extend Time For Payment of Tax.** I, a shareholder of a QEF, elect to extend the time for payment of tax on the undistributed earnings and profits of the QEF until this election is terminated. *Complete lines 3a through 4c of Part II to calculate the tax that may be deferred.*
Note: If any portion of line 1a or line 2a of Part II is includible under section 551 or 951, you may not make this election. Also, see sections 1294(c) and 1294(f) and the related regulations for events that terminate this election.
- E **Election To Recognize Gain on Deemed Sale of PFIC.** I, a shareholder of a former PFIC, elect to treat as an excess distribution the gain recognized on the deemed sale of my interest in the PFIC, or, if I qualify, my share of the PFIC's post-1986 earnings and profits deemed distributed, on the last day of its last tax year as a PFIC under section 1297(a). *Enter gain on line 10f of Part IV*
- F **Election To Mark-to-Market PFIC Stock.** I, a shareholder of a PFIC, elect to mark-to-market the PFIC stock that is marketable within the meaning of section 1296(e). *Complete Part III*

Part II Income From a Qualified Electing Fund (QEF). All QEF shareholders complete lines 1a through 2c. If you are making Election D, also complete lines 3a through 4c. (See page 5 of instructions)

1a Enter your pro rata share of the ordinary earnings of the QEF	1a	2,323		
b Enter the portion of line 1a that is included in income under section 551 or 951 or that may be excluded under section 1293(g)	1b			
c Subtract line 1b from line 1a. Enter this amount on your tax return as dividend income			1c	2,323
2a Enter your pro rata share of the total net capital gain of the QEF	2a			
b Enter the portion of line 2a that is included in income under section 551 or 951 or that may be excluded under section 1293(g)	2b			
c Subtract line 2b from line 2a. This amount is a net long-term capital gain. Enter this amount in Part II of the Schedule D used for your income tax return. (See instructions)			2c	
3a Add lines 1c and 2c			3a	
b Enter the total amount of cash and the fair market value of other property distributed or deemed distributed to you during the tax year of the QEF. (See instructions)	3b			
c Enter the portion of line 3a not already included in line 3b that is attributable to shares in the QEF that you disposed of, pledged, or otherwise transferred during the tax year	3c			
d Add lines 3b and 3c			3d	
e Subtract line 3d from line 3a and enter the difference (if zero or less, enter amount in brackets)			3e	
Important: If line 3e is greater than zero and no portion of line 1a or 2a is includible in income under section 551 or 951, you may make Election D with respect to the amount on line 3e.				
4a Enter the total tax for the tax year. (See instructions)	4a			
b Enter the total tax for the tax year determined without regard to the amount entered on line 3e	4b			
c Subtract line 4b from line 4a. This is the deferred tax, the time for payment of which is extended by making Election D. See instructions			4c	

Part III Gain or (Loss) From Mark-to-Market Election (See page 5 of instructions)

5	Enter the fair market value of your PFIC stock at the end of the tax year	5	
6	Enter your adjusted basis in the stock at the end of the tax year	6	
7	Excess Subtract line 6 from line 5. If a gain, stop here . Include this amount as ordinary income on your tax return. If a loss, go to line 8	7	
8	Enter any unreversed inclusions (as defined in section 1296(d)). See instructions	8	
9	Enter the smaller of line 7 or line 8. Include this amount as an ordinary loss on your tax return	9	

Part IV Distributions and Disposition of Stock in a Section 1291 Fund (See page 6 of instructions)

Complete a separate Part IV for each excess distribution

10a	Enter your total distributions from the PFIC during the current tax year. If the holding period of the PFIC stock began in the current tax year, this amount is dividend income to the extent there are accumulated earnings and profits	10a	
b	Enter the total distributions (reduced by the portions of such distributions that were excess distributions but not included in income under section 1291(a)(1)(B)) made by the company for each of the 3 years preceding the current tax year (or if shorter, the portion of the shareholder's holding period before the current tax year)	10b	
c	Divide line 10b by 3. (See instructions if the number of preceding tax years is less than 3)	10c	
d	Multiply line 10c by 125%. Enter the lesser of line 10a or line 10d as a dividend on your income tax return	10d	
e	Subtract line 10d from line 10a. This amount, if more than zero, is the total excess distribution. If zero or less and you did not dispose of stock during the tax year, do not complete the rest of Part IV. See instructions if you received more than one distribution during the current tax year	10e	
f	Enter gain or loss from the disposition of stock of a section 1291 fund or former section 1291 fund. If a gain, complete line 11. If a loss, show it in brackets and do not complete line 11	10f	
11a	Attach a statement for each distribution and disposition. Show your holding period for each share of stock or block of shares held. Allocate the excess distribution to each day in your holding period. Add all amounts that are allocated to days in each tax year		
b	Enter the total of the amounts determined in line 11a that are allocable to the current tax year and tax years before the foreign corporation became a PFIC (pre-PFIC tax years). Enter these amounts on your income tax return as other income	11b	
c	Enter the aggregate increases in tax (before credits) for each tax year in your holding period (other than the current tax year and pre-PFIC years). (See instructions)	11c	
d	Foreign tax credit. (See instructions)	11d	
e	Subtract line 11d from line 11c. Enter this amount on your income tax return as "additional tax". (See instructions)	11e	
f	Determine interest on each net increase in tax determined on line 11e using the rates and methods of section 6621. Enter the aggregate amount of interest here. (See instructions)	11f	

Part V Status of Prior Year Section 1294 Elections and Termination of Section 1294 Elections

Complete a separate column for each outstanding election. Complete lines 9 and 10 only if there is a partial termination of the section 1294 election

	(i)	(ii)	(iii)	(iv)	(v)	(vi)
1 Tax year of outstanding election						
2 Undistributed earnings to which the election relates						
3 Deferred tax						
4 Interest accrued on deferred tax (line 3) as of the filing date						
5 Event terminating election						
6 Earnings distributed or deemed distributed during the tax year						
7 Deferred tax due with this return						
8 Accrued interest due with this return						
9 Deferred tax outstanding after partial termination of election						
10 Interest accrued after partial termination of election						

Return by a Shareholder of a Passive Foreign Investment Company or Qualified Electing Fund

OMB No 1545-1002

Attachment
 Sequence No **69**

▶ See separate instructions

Name of shareholder JOHN S & JAMES L KNIGHT FOUNDATION		Identifying number (see page 2 of instructions) 65-0464177
Number, street, and room or suite no (If a P O box, see page 2 of instructions) C/O BETTY CLOSSICK, 2 SOUTH BISCAYNE BOULEVARD, SUITE 380		Shareholder tax year calendar year 20 <u>01</u> or other tax year beginning _____, 20 and ending _____, 20
City or town, state and ZIP code or country MIAMI, FL 33131		
Check type of shareholder filing the return <input type="checkbox"/> Individual <input checked="" type="checkbox"/> Corporation <input type="checkbox"/> Partnership <input type="checkbox"/> S Corporation <input type="checkbox"/> Nongrantor Trust <input type="checkbox"/> Estate		
Name of passive foreign investment company (PFIC) or qualified electing fund (QEF) APAX CAPITAL RISQUE II (C)		Employer identification number (if any) N/A
Address (Enter number, street, city or town, and country) 45 AVENUE KLEBER 75784 PARIS CEDEX 16		Tax year of company or fund calendar year 20 __ __ or other tax year beginning <u>7-1</u> _____ 20 <u>01</u> and ending <u>6-30</u> _____, 20 <u>01</u>

Part I Elections (See instructions)

- A **Election To Treat the PFIC as a QEF** I, a shareholder of a PFIC, elect to treat the PFIC as a QEF *Complete lines 1a through 2c of Part II*
- B **Deemed Sale Election** I, a shareholder on the first day of a PFIC's first tax year as a QEF, elect to recognize gain on the deemed sale of my interest in the PFIC *Enter gain or loss on line 10f of Part IV*
- C **Deemed Dividend Election** I, a shareholder on the first day of a PFIC's first tax year as a QEF that is a controlled foreign corporation (CFC), elect to treat an amount equal to my share of the post-1986 earnings and profits of the CFC as an excess distribution *Enter this amount on line 10e*
- D **Election To Extend Time For Payment of Tax** I, a shareholder of a QEF, elect to extend the time for payment of tax on the undistributed earnings and profits of the QEF until this election is terminated *Complete lines 3a through 4c of Part II to calculate the tax that may be deferred*
Note If any portion of line 1a or line 2a of Part II is includible under section 551 or 951, you may not make this election. Also, see sections 1294(c) and 1294(f) and the related regulations for events that terminate this election.
- E **Election To Recognize Gain on Deemed Sale of PFIC** I, a shareholder of a former PFIC, elect to treat as an excess distribution the gain recognized on the deemed sale of my interest in the PFIC, or, if I qualify, my share of the PFIC's post-1986 earnings and profits deemed distributed, on the last day of its last tax year as a PFIC under section 1297(a) *Enter gain on line 10f of Part IV*
- F **Election To Mark-to-Market PFIC Stock** I, a shareholder of a PFIC, elect to mark-to-market the PFIC stock that is marketable within the meaning of section 1296(e) *Complete Part III*

Part II Income From a Qualified Electing Fund (QEF). All QEF shareholders complete lines 1a through 2c. If you are making Election D, also complete lines 3a through 4c. (See page 5 of instructions)

1a Enter your pro rata share of the ordinary earnings of the QEF	1a	36		
b Enter the portion of line 1a that is included in income under section 551 or 951 or that may be excluded under section 1293(g)	1b			
c Subtract line 1b from line 1a. Enter this amount on your tax return as dividend income	1c		36	
2a Enter your pro rata share of the total net capital gain of the QEF	2a	537		
b Enter the portion of line 2a that is included in income under section 551 or 951 or that may be excluded under section 1293(g)	2b			
c Subtract line 2b from line 2a. This amount is a net long-term capital gain. Enter this amount in Part II of the Schedule D used for your income tax return. (See instructions)	2c		537	
3a Add lines 1c and 2c	3a			
b Enter the total amount of cash and the fair market value of other property distributed or deemed distributed to you during the tax year of the QEF. (See instructions)	3b			
c Enter the portion of line 3a not already included in line 3b that is attributable to shares in the QEF that you disposed of, pledged, or otherwise transferred during the tax year	3c			
d Add lines 3b and 3c	3d			
e Subtract line 3d from line 3a, and enter the difference (if zero or less, enter amount in brackets)	3e			
Important: If line 3e is greater than zero, and no portion of line 1a or 2a is includible in income under section 551 or 951, you may make Election D with respect to the amount on line 3e.				
4a Enter the total tax for the tax year. (See instructions)	4a			
b Enter the total tax for the tax year determined without regard to the amount entered on line 3e	4b			
c Subtract line 4b from line 4a. This is the deferred tax, the time for payment of which is extended by making Election D. See instructions.	4c			

Part III Gain or (Loss) From Mark-to-Market Election (See page 5 of instructions)

5	Enter the fair market value of your PFIC stock at the end of the tax year	5	
6	Enter your adjusted basis in the stock at the end of the tax year	6	
7	Excess Subtract line 6 from line 5. If a gain, stop here . Include this amount as ordinary income on your tax return. If a loss, go to line 8.	7	
8	Enter any unreversed inclusions (as defined in section 1296(d)). See instructions.	8	
9	Enter the smaller of line 7 or line 8. Include this amount as an ordinary loss on your tax return.	9	

Part IV Distributions and Disposition of Stock in a Section 1291 Fund (See page 6 of instructions)

Complete a separate Part IV for each excess distribution

10a	Enter your total distributions from the PFIC during the current tax year. If the holding period of the PFIC stock began in the current tax year, this amount is dividend income to the extent there are accumulated earnings and profits.	10a	
b	Enter the total distributions (reduced by the portions of such distributions that were excess distributions but not included in income under section 1291(a)(1)(B)) made by the company for each of the 3 years preceding the current tax year (or if shorter, the portion of the shareholder's holding period before the current tax year).	10b	
c	Divide line 10b by 3. (See instructions if the number of preceding tax years is less than 3.)	10c	
d	Multiply line 10c by 125%. Enter the lesser of line 10a or line 10d as a dividend on your income tax return.	10d	
e	Subtract line 10d from line 10a. This amount, if more than zero, is the total excess distribution. If zero or less and you did not dispose of stock during the tax year, do not complete the rest of Part IV. See instructions if you received more than one distribution during the current tax year.	10e	
f	Enter gain or loss from the disposition of stock of a section 1291 fund or former section 1291 fund. If a gain, complete line 11. If a loss, show it in brackets and do not complete line 11.	10f	
11a	Attach a statement for each distribution and disposition. Show your holding period for each share of stock or block of shares held. Allocate the excess distribution to each day in your holding period. Add all amounts that are allocated to days in each tax year.		
b	Enter the total of the amounts determined in line 11a that are allocable to the current tax year and tax years before the foreign corporation became a PFIC (pre-PFIC tax years). Enter these amounts on your income tax return as other income.	11b	
c	Enter the aggregate increases in tax (before credits) for each tax year in your holding period (other than the current tax year and pre-PFIC years). (See instructions.)	11c	
d	Foreign tax credit. (See instructions.)	11d	
e	Subtract line 11d from line 11c. Enter this amount on your income tax return as "additional tax." (See instructions.)	11e	
f	Determine interest on each net increase in tax determined on line 11e using the rates and methods of section 6621. Enter the aggregate amount of interest here. (See instructions.)	11f	

Part V Status of Prior Year Section 1294 Elections and Termination of Section 1294 Elections

Complete a separate column for each outstanding election. Complete lines 9 and 10 only if there is a partial termination of the section 1294 election.

	(i)	(ii)	(iii)	(iv)	(v)	(vi)
1 Tax year of outstanding election	-----	-----	-----	-----	-----	-----
2 Undistributed earnings to which the election relates						
3 Deferred tax						
4 Interest accrued on deferred tax (line 3) as of the filing date						
5 Event terminating election						
6 Earnings distributed or deemed distributed during the tax year						
7 Deferred tax due with this return						
8 Accrued interest due with this return						
9 Deferred tax outstanding after partial termination of election						
10 Interest accrued after partial termination of election						

Return by a Shareholder of a Passive Foreign Investment Company or Qualified Electing Fund

OMB No 1545-1002

Attachment Sequence No **69**

▶ See separate instructions.

Name of shareholder JOHN S AND JAMES L KNIGHT FOUNDATION		Identifying number (see page 2 of instructions) 65-0464177
Number, street, and room or suite no. (If a P.O. box, see page 2 of instructions) 2 SOUTH BISCAYNE BLVD, ONE BISCAYNE TOWER SUITE 3800		Shareholder tax year: calendar year 20 <u>01</u> or other tax year beginning 20 and ending 20
City or town, state, and ZIP code or country MIAMI, FL 33131		
Check type of shareholder filing the return: <input type="checkbox"/> Individual <input type="checkbox"/> Corporation <input type="checkbox"/> Partnership <input type="checkbox"/> S Corporation <input type="checkbox"/> Nongrantor Trust <input type="checkbox"/> Estate		
Name of passive foreign investment company (PFIC) or qualified electing fund (QEF) HAMMONDSHIRE CORPORATION NV		Employer identification number (if any) 98-0174786
Address (Enter number, street, city or town, and country) PO BOX 837 CURACAO, NETHERLANDS ANTILLES		Tax year of company or fund: calendar year 20 <u>01</u> or other tax year beginning 20 and ending 20

Part I Elections (See instructions)

- A **Election To Treat the PFIC as a QEF.** I, a shareholder of a PFIC, elect to treat the PFIC as a QEF. *Complete lines 1a through 2c of Part II*
- B **Deemed Sale Election I.** a shareholder on the first day of a PFIC's first tax year as a QEF, elect to recognize gain on the deemed sale of my interest in the PFIC. *Enter gain or loss on line 10f of Part IV*
- C **Deemed Dividend Election I.** a shareholder on the first day of a PFIC's first tax year as a QEF that is a controlled foreign corporation (CFC), elect to treat an amount equal to my share of the post-1986 earnings and profits of the CFC as an excess distribution. *Enter this amount on line 10e*
- D **Election To Extend Time For Payment of Tax I.** a shareholder of a QEF, elect to extend the time for payment of tax on the undistributed earnings and profits of the QEF until this election is terminated. *Complete lines 3a through 4c of Part II to calculate the tax that may be deferred*
Note. If any portion of line 1a or line 2a of Part II is includible under section 551 or 951, you may not make this election. Also, see sections 1294(c) and 1294(f) and the related regulations for events that terminate this election.
- E **Election To Recognize Gain on Deemed Sale of PFIC I.** a shareholder of a former PFIC, elect to treat as an excess distribution the gain recognized on the deemed sale of my interest in the PFIC, or, if I qualify, my share of the PFIC's post-1986 earnings and profits deemed distributed, on the last day of its last tax year as a PFIC under section 1297(a). *Enter gain on line 10f of Part IV*
- F **Election To Mark-to-Market PFIC Stock I.** a shareholder of a PFIC, elect to mark-to-market the PFIC stock that is marketable within the meaning of section 1296(e). *Complete Part III*

Part II Income From a Qualified Electing Fund (QEF). All QEF shareholders complete lines 1a through 2c. If you are making Election D, also complete lines 3a through 4c. (See page 5 of instructions.)

1a Enter your pro rata share of the ordinary earnings of the QEF	1a	314		
b Enter the portion of line 1a that is included in income under section 551 or 951 or that may be excluded under section 1293(g)	1b			
c Subtract line 1b from line 1a. Enter this amount on your tax return as dividend income	1c		314	
2a Enter your pro rata share of the total net capital gain of the QEF	2a			
b Enter the portion of line 2a that is included in income under section 551 or 951 or that may be excluded under section 1293(g)	2b			
c Subtract line 2b from line 2a. This amount is a net long-term capital gain. Enter this amount in Part II of the Schedule D used for your income tax return. (See instructions.)	2c			
3a Add lines 1c and 2c	3a			
b Enter the total amount of cash and the fair market value of other property distributed or deemed distributed to you during the tax year of the QEF. (See instructions.)	3b			
c Enter the portion of line 3a not already included in line 3b that is attributable to shares in the QEF that you disposed of, pledged, or otherwise transferred during the tax year	3c			
d Add lines 3b and 3c	3d			
e Subtract line 3d from line 3a, and enter the difference (if zero or less, enter amount in brackets)	3e			
<i>Important. If line 3e is greater than zero, and no portion of line 1a or 2a is includible in income under section 551 or 951, you may make Election D with respect to the amount on line 3e.</i>				
4a Enter the total tax for the tax year. (See instructions.)	4a			
b Enter the total tax for the tax year determined without regard to the amount entered on line 3e	4b			
c Subtract line 4b from line 4a. This is the deferred tax, the time for payment of which is extended by making Election D. See instructions	4c			

Part III Gain or (Loss) From Mark-to-Market Election (See page 5 of instructions)

5	Enter the fair market value of your PFIC stock at the end of the tax year	5	
6	Enter your adjusted basis in the stock at the end of the tax year	6	
7	Excess Subtract line 6 from line 5. If a gain, stop here. Include this amount as ordinary income on your tax return. If a loss, go to line 8.	7	
8	Enter any unreversed inclusions (as defined in section 1296(d)). See instructions.	8	
9	Enter the smaller of line 7 or line 8. Include this amount as an ordinary loss on your tax return.	9	

Part IV Distributions and Disposition of Stock in a Section 1291 Fund (See page 6 of instructions)
Complete a separate Part IV for each excess distribution

10a	Enter your total distributions from the PFIC during the current tax year. If the holding period of the PFIC stock began in the current tax year, this amount is dividend income to the extent there are accumulated earnings and profits.	10a	
b	Enter the total distributions (reduced by the portions of such distributions that were excess distributions but not included in income under section 1291(a)(1)(B)) made by the company for each of the 3 years preceding the current tax year (or if shorter, the portion of the shareholder's holding period before the current tax year).	10b	
c	Divide line 10b by 3 (See instructions if the number of preceding tax years is less than 3).	10c	
d	Multiply line 10c by 125%. Enter the lesser of line 10a or line 10d as a dividend on your income tax return.	10d	
e	Subtract line 10d from line 10a. This amount, if more than zero, is the total excess distribution. If zero or less and you did not dispose of stock during the tax year, do not complete the rest of Part IV. See instructions if you received more than one distribution during the current tax year.	10e	
f	Enter gain or loss from the disposition of stock of a section 1291 fund or former section 1291 fund. If a gain, complete line 11. If a loss, show it in brackets and do not complete line 11.	10f	
11a	Attach a statement for each distribution and disposition. Show your holding period for each share of stock or block of shares held. Allocate the excess distribution to each day in your holding period. Add all amounts that are allocated to days in each tax year.		
b	Enter the total of the amounts determined in line 11a that are allocable to the current tax year and tax years before the foreign corporation became a PFIC (pre-PFIC tax years). Enter these amounts on your income tax return as other income.	11b	
c	Enter the aggregate increases in tax (before credits) for each tax year in your holding period (other than the current tax year and pre-PFIC years). (See instructions)	11c	
d	Foreign tax credit. (See instructions)	11d	
e	Subtract line 11d from line 11c. Enter this amount on your income tax return as "additional tax." (See instructions)	11e	
f	Determine interest on each net increase in tax determined on line 11e using the rates and methods of section 6621. Enter the aggregate amount of interest here. (See instructions)	11f	

Part V Status of Prior Year Section 1294 Elections and Termination of Section 1294 Elections
Complete a separate column for each outstanding election. Complete lines 9 and 10 only if there is a partial termination of the section 1294 election

	(i)	(ii)	(iii)	(iv)	(v)	(vi)
1 Tax year of outstanding election	-----	-----	-----	-----	-----	-----
2 Undistributed earnings to which the election relates						
3 Deferred tax						
4 Interest accrued on deferred tax (line 3) as of the filing date						
5 Event terminating election						
6 Earnings distributed or deemed distributed during the tax year						
7 Deferred tax due with this return						
8 Accrued interest due with this return						
9 Deferred tax outstanding after partial termination of election						
10 Interest accrued after partial termination of election						

Return by a Shareholder of a Passive Foreign Investment Company or Qualified Electing Fund

OMB No 1545-1002

Attachment
Sequence No **69**

▶ See separate instructions

Name of shareholder JOHN S & JAMES L KNIGHT FOUNDATION		Identifying number (see page 2 of instructions) 65-0464177
Number, street, and room or suite no (if a P.O. box, see page 2 of instructions) C/O BETTY CLOSSICK, 2 SOUTH BISCAYNE BOULEVARD, SUITE 380		Shareholder tax year calendar year 20 <u>01</u> or other tax year beginning 20 and ending 20
City or town, state, and ZIP code or country MIAMI, FL 33131		
Check type of shareholder filing the return: <input type="checkbox"/> Individual <input checked="" type="checkbox"/> Corporation <input type="checkbox"/> Partnership <input type="checkbox"/> S Corporation <input type="checkbox"/> Nongrantor Trust <input type="checkbox"/> Estate		
Name of passive foreign investment company (PFIC) or qualified electing fund (QEF) TAITBOUT SILICIUM B V		Employer identification number (if any) N/A
Address (Enter number, street, city or town, and country) C/O GALILEO PARTNERS 44 RUE FRANCOIS 75008 PARIS, FRANCE		Tax year of company or fund calendar year 20 -- or other tax year beginning <u>1/1</u> 20 <u>01</u> and ending <u>6/26</u> 20 <u>01</u>

Part I Elections (See instructions)

- A** **Election To Treat the PFIC as a QEF** I, a shareholder of a PFIC, elect to treat the PFIC as a QEF. *Complete lines 1a through 2c of Part II*
- B** **Deemed Sale Election** I, a shareholder on the first day of a PFIC's first tax year as a QEF, elect to recognize gain on the deemed sale of my interest in the PFIC. *Enter gain or loss on line 10f of Part IV*
- C** **Deemed Dividend Election** I, a shareholder on the first day of a PFIC's first tax year as a QEF that is a controlled foreign corporation (CFC), elect to treat an amount equal to my share of the post-1986 earnings and profits of the CFC as an excess distribution. *Enter this amount on line 10e*
- D** **Election To Extend Time For Payment of Tax** I, a shareholder of a QEF, elect to extend the time for payment of tax on the undistributed earnings and profits of the QEF until this election is terminated. *Complete lines 3a through 4c of Part II to calculate the tax that may be deferred*
Note If any portion of line 1a or line 2a of Part II is includible under section 551 or 951, you may not make this election. Also, see sections 1294(c) and 1294(f) and the related regulations for events that terminate this election.
- E** **Election To Recognize Gain on Deemed Sale of PFIC** I, a shareholder of a former PFIC, elect to treat as an excess distribution the gain recognized on the deemed sale of my interest in the PFIC, or, if I qualify, my share of the PFIC's post-1986 earnings and profits deemed distributed, on the last day of its last tax year as a PFIC under section 1297(a). *Enter gain on line 10f of Part IV*
- F** **Election To Mark-to-Market PFIC Stock** I, a shareholder of a PFIC, elect to mark-to-market the PFIC stock that is marketable within the meaning of section 1296(e). *Complete Part III*

Part II Income From a Qualified Electing Fund (QEF). All QEF shareholders complete lines 1a through 2c. If you are making Election D, also complete lines 3a through 4c. (See page 5 of instructions.)

1a Enter your pro rata share of the ordinary earnings of the QEF	1a	14,940		
b Enter the portion of line 1a that is included in income under section 551 or 951 or that may be excluded under section 1293(g)	1b			
c Subtract line 1b from line 1a. Enter this amount on your tax return as dividend income	1c			14,940
2a Enter your pro rata share of the total net capital gain of the QEF	2a	0		
b Enter the portion of line 2a that is included in income under section 551 or 951 or that may be excluded under section 1293(g)	2b			
c Subtract line 2b from line 2a. This amount is a net long-term capital gain. Enter this amount in Part II of the Schedule D used for your income tax return. (See instructions.)	2c			
3a Add lines 1c and 2c	3a			
b Enter the total amount of cash and the fair market value of other property distributed or deemed distributed to you during the tax year of the QEF. (See instructions.)	3b			
c Enter the portion of line 3a not already included in line 3b that is attributable to shares in the QEF that you disposed of, pledged, or otherwise transferred during the tax year	3c			
d Add lines 3b and 3c	3d			
e Subtract line 3d from line 3a, and enter the difference (if zero or less, enter amount in brackets)	3e			
Important If line 3e is greater than zero, and no portion of line 1a or 2a is includible in income under section 551 or 951, you may make Election D with respect to the amount on line 3e.				
4a Enter the total tax for the tax year. (See instructions.)	4a			
b Enter the total tax for the tax year determined without regard to the amount entered on line 3e	4b			
c Subtract line 4b from line 4a. This is the deferred tax, the time for payment of which is extended by making Election D. See instructions.	4c			

Part III Gain or (Loss) From Mark-to-Market Election (See page 5 of instructions)

5	Enter the fair market value of your PFIC stock at the end of the tax year	5	
6	Enter your adjusted basis in the stock at the end of the tax year	6	
7	Excess Subtract line 6 from line 5. If a gain, stop here . Include this amount as ordinary income on your tax return. If a loss, go to line 8.	7	
8	Enter any unreversed inclusions (as defined in section 1296(d)). See instructions.	8	
9	Enter the smaller of line 7 or line 8. Include this amount as an ordinary loss on your tax return.	9	

Part IV Distributions and Disposition of Stock in a Section 1291 Fund (See page 6 of instructions)
Complete a separate Part IV for each excess distribution

10a	Enter your total distributions from the PFIC during the current tax year. If the holding period of the PFIC stock began in the current tax year, this amount is dividend income to the extent there are accumulated earnings and profits.	10a	
b	Enter the total distributions (reduced by the portions of such distributions that were excess distributions but not included in income under section 1291(a)(1)(B)) made by the company for each of the 3 years preceding the current tax year (or if shorter, the portion of the shareholder's holding period before the current tax year).	10b	
c	Divide line 10b by 3. (See instructions if the number of preceding tax years is less than 3.)	10c	
d	Multiply line 10c by 125%. Enter the lesser of line 10a or line 10d as a dividend on your income tax return.	10d	
e	Subtract line 10d from line 10a. This amount, if more than zero, is the total excess distribution. If zero or less and you did not dispose of stock during the tax year, do not complete the rest of Part IV. See instructions if you received more than one distribution during the current tax year.	10e	
f	Enter gain or loss from the disposition of stock of a section 1291 fund or former section 1291 fund. If a gain, complete line 11. If a loss, show it in brackets and do not complete line 11.	10f	
11a	Attach a statement for each distribution and disposition. Show your holding period for each share of stock or block of shares held. Allocate the excess distribution to each day in your holding period. Add all amounts that are allocated to days in each tax year.		
b	Enter the total of the amounts determined in line 11a that are allocable to the current tax year and tax years before the foreign corporation became a PFIC (pre-PFIC tax years). Enter these amounts on your income tax return as other income.	11b	
c	Enter the aggregate increases in tax (before credits) for each tax year in your holding period (other than the current tax year and pre-PFIC years). (See instructions.)	11c	
d	Foreign tax credit. (See instructions.)	11d	
e	Subtract line 11d from line 11c. Enter this amount on your income tax return as "additional tax." (See instructions.)	11e	
f	Determine interest on each net increase in tax determined on line 11e using the rates and methods of section 6621. Enter the aggregate amount of interest here. (See instructions.)	11f	

Part V Status of Prior Year Section 1294 Elections and Termination of Section 1294 Elections
Complete a separate column for each outstanding election. Complete lines 9 and 10 only if there is a partial termination of the section 1294 election.

	(i)	(ii)	(iii)	(iv)	(v)	(vi)
1 Tax year of outstanding election	-----	-----	-----	-----	-----	-----
2 Undistributed earnings to which the election relates						
3 Deferred tax						
4 Interest accrued on deferred tax (line 3) as of the filing date						
5 Event terminating election						
6 Earnings distributed or deemed distributed during the tax year						
7 Deferred tax due with this return						
8 Accrued interest due with this return						
9 Deferred tax outstanding after partial termination of election						
10 Interest accrued after partial termination of election						

Return by a Shareholder of a Passive Foreign Investment Company or Qualified Electing Fund

Department of the Treasury
Internal Revenue Service

▶ See separate instructions

Attachment
Sequence No **69**

Name of shareholder JOHN S AND JAMES L KNIGHT FOUNDATION		Identifying number (see page 2 of instructions) 65-0464177
Number, street and room or suite no. (If a P.O. box, see page 2 of instructions) 2 SOUTH BISCAYNE BLVD, ONE BISCAYNE TOWER SUITE 3800		Shareholder tax year: calendar year 20 <u>01</u> or other tax year beginning 20 and ending 20
City or town, state and ZIP code or country MIAMI, FL 33131		
Check type of shareholder filing the return: <input type="checkbox"/> Individual <input checked="" type="checkbox"/> Corporation <input type="checkbox"/> Partnership <input type="checkbox"/> S Corporation <input type="checkbox"/> Nongrantor Trust <input type="checkbox"/> Estate		
Name of passive foreign investment company (PFIC) or qualified electing fund (QEF) VENTURE II EQUITY HOLDINGS CORPORATION (CINEMARK BRASIL)		Employer identification number (if any) N/A
Address (Enter number, street, city or town, and country) C/O ARAWAK TRUST ARAWAK CHAMBERS PO BOX 173 ROAD TOWN TORTOLA BVI		Tax year of company or fund: calendar year 20 <u>01</u> or other tax year beginning _____ 20 _____ and ending _____ 20 _____

Part I Elections (See instructions)

- A **Election To Treat the PFIC as a QEF** I, a shareholder of a PFIC, elect to treat the PFIC as a QEF. Complete lines 1a through 2c of Part II.
- B **Deemed Sale Election** I, a shareholder on the first day of a PFIC's first tax year as a QEF, elect to recognize gain on the deemed sale of my interest in the PFIC. Enter gain or loss on line 10f of Part IV.
- C **Deemed Dividend Election** I, a shareholder on the first day of a PFIC's first tax year as a QEF that is a controlled foreign corporation (CFC), elect to treat an amount equal to my share of the post-1986 earnings and profits of the CFC as an excess distribution. Enter this amount on line 10e.
- D **Election To Extend Time For Payment of Tax** I, a shareholder of a QEF, elect to extend the time for payment of tax on the undistributed earnings and profits of the QEF until this election is terminated. Complete lines 3a through 4c of Part II to calculate the tax that may be deferred.
Note: If any portion of line 1a or line 2a of Part II is includible under section 551 or 951, you may not make this election. Also, see sections 1294(c) and 1294(f) and the related regulations for events that terminate this election.
- E **Election To Recognize Gain on Deemed Sale of PFIC** I, a shareholder of a former PFIC, elect to treat as an excess distribution the gain recognized on the deemed sale of my interest in the PFIC, or, if I qualify, my share of the PFIC's post-1986 earnings and profits deemed distributed, on the last day of its last tax year as a PFIC under section 1297(a). Enter gain on line 10f of Part IV.
- F **Election To Mark-to-Market PFIC Stock** I, a shareholder of a PFIC, elect to mark-to-market the PFIC stock that is marketable within the meaning of section 1296(e). Complete Part III.

Part II Income From a Qualified Electing Fund (QEF). All QEF shareholders complete lines 1a through 2c. If you are making Election D, also complete lines 3a through 4c. (See page 5 of instructions.)

<p>1a Enter your pro rata share of the ordinary earnings of the QEF</p> <p>b Enter the portion of line 1a that is included in income under section 551 or 951 or that may be excluded under section 1293(g)</p> <p>c Subtract line 1b from line 1a. Enter this amount on your tax return as dividend income</p> <p>2a Enter your pro rata share of the total net capital gain of the QEF</p> <p>b Enter the portion of line 2a that is included in income under section 551 or 951 or that may be excluded under section 1293(g)</p> <p>c Subtract line 2b from line 2a. This amount is a net long-term capital gain. Enter this amount in Part II of the Schedule D used for your income tax return. (See instructions)</p> <p>3a Add lines 1c and 2c</p> <p>b Enter the total amount of cash and the fair market value of other property distributed or deemed distributed to you during the tax year of the QEF. (See instructions)</p> <p>c Enter the portion of line 3a not already included in line 3b that is attributable to shares in the QEF that you disposed of, pledged, or otherwise transferred during the tax year</p> <p>d Add lines 3b and 3c</p> <p>e Subtract line 3d from line 3a, and enter the difference (if zero or less, enter amount in brackets)</p> <p>4a Enter the total tax for the tax year. (See instructions)</p> <p>b Enter the total tax for the tax year determined without regard to the amount entered on line 3e</p> <p>c Subtract line 4b from line 4a. This is the deferred tax, the time for payment of which is extended by making Election D. See instructions</p>	<table border="1" style="width:100%; border-collapse: collapse;"> <tr> <td style="width:10%;">1a</td> <td style="width:40%; text-align: right;">0</td> <td style="width:10%;"></td> <td style="width:10%;"></td> <td style="width:10%;"></td> </tr> <tr> <td>1b</td> <td></td> <td></td> <td></td> <td></td> </tr> <tr> <td>1c</td> <td></td> <td></td> <td></td> <td></td> </tr> <tr> <td>2a</td> <td></td> <td></td> <td></td> <td></td> </tr> <tr> <td>2b</td> <td></td> <td></td> <td></td> <td></td> </tr> <tr> <td>2c</td> <td></td> <td></td> <td></td> <td></td> </tr> <tr> <td>3a</td> <td></td> <td></td> <td></td> <td></td> </tr> <tr> <td>3b</td> <td></td> <td></td> <td></td> <td></td> </tr> <tr> <td>3c</td> <td></td> <td></td> <td></td> <td></td> </tr> <tr> <td>3d</td> <td></td> <td></td> <td></td> <td></td> </tr> <tr> <td>3e</td> <td></td> <td></td> <td></td> <td></td> </tr> <tr> <td>4a</td> <td></td> <td></td> <td></td> <td></td> </tr> <tr> <td>4b</td> <td></td> <td></td> <td></td> <td></td> </tr> <tr> <td>4c</td> <td></td> <td></td> <td></td> <td></td> </tr> </table>	1a	0				1b					1c					2a					2b					2c					3a					3b					3c					3d					3e					4a					4b					4c				
1a	0																																																																						
1b																																																																							
1c																																																																							
2a																																																																							
2b																																																																							
2c																																																																							
3a																																																																							
3b																																																																							
3c																																																																							
3d																																																																							
3e																																																																							
4a																																																																							
4b																																																																							
4c																																																																							

Important: If line 3e is greater than zero and no portion of line 1a or 2a is includible in income under section 551 or 951, you may make Election D with respect to the amount on line 3e.

Part III Gain or (Loss) From Mark-to-Market Election (See page 5 of instructions)

5	Enter the fair market value of your PFIC stock at the end of the tax year	5	
6	Enter your adjusted basis in the stock at the end of the tax year	6	
7	Excess. Subtract line 6 from line 5. If a gain, stop here. Include this amount as ordinary income on your tax return. If a loss, go to line 8.	7	
8	Enter any unreversed inclusions (as defined in section 1296(d)). See instructions.	8	
9	Enter the smaller of line 7 or line 8. Include this amount as an ordinary loss on your tax return.	9	

Part IV Distributions and Disposition of Stock in a Section 1291 Fund (See page 6 of instructions)
Complete a separate Part IV for each excess distribution

10a	Enter your total distributions from the PFIC during the current tax year. If the holding period of the PFIC stock began in the current tax year, this amount is dividend income to the extent there are accumulated earnings and profits.	10a	
b	Enter the total distributions (reduced by the portions of such distributions that were excess distributions but not included in income under section 1291(a)(1)(B)) made by the company for each of the 3 years preceding the current tax year (or if shorter, the portion of the shareholder's holding period before the current tax year).	10b	
c	Divide line 10b by 3. (See instructions if the number of preceding tax years is less than 3).	10c	
d	Multiply line 10c by 125%. Enter the lesser of line 10a or line 10d as a dividend on your income tax return.	10d	
e	Subtract line 10d from line 10a. This amount, if more than zero, is the total excess distribution. If zero or less and you did not dispose of stock during the tax year, do not complete the rest of Part IV. See instructions if you received more than one distribution during the current tax year.	10e	
f	Enter gain or loss from the disposition of stock of a section 1291 fund or former section 1291 fund. If a gain, complete line 11. If a loss, show it in brackets and do not complete line 11.	10f	
11a	Attach a statement for each distribution and disposition. Show your holding period for each share of stock or block of shares held. Allocate the excess distribution to each day in your holding period. Add all amounts that are allocated to days in each tax year.		
b	Enter the total of the amounts determined in line 11a that are allocable to the current tax year and tax years before the foreign corporation became a PFIC (pre-PFIC tax years). Enter these amounts on your income tax return as other income.	11b	
c	Enter the aggregate increases in tax (before credits) for each tax year in your holding period (other than the current tax year and pre-PFIC years). (See instructions).	11c	
d	Foreign tax credit. (See instructions).	11d	
e	Subtract line 11d from line 11c. Enter this amount on your income tax return as "additional tax." (See instructions).	11e	
f	Determine interest on each net increase in tax determined on line 11e using the rates and methods of section 6621. Enter the aggregate amount of interest here. (See instructions).	11f	

Part V Status of Prior Year Section 1294 Elections and Termination of Section 1294 Elections
Complete a separate column for each outstanding election. Complete lines 9 and 10 only if there is a partial termination of the section 1294 election.

	(i)	(ii)	(iii)	(iv)	(v)	(vi)
1 Tax year of outstanding election						
2 Undistributed earnings to which the election relates						
3 Deferred tax						
4 Interest accrued on deferred tax (line 3) as of the filing date						
5 Event terminating election						
6 Earnings distributed or deemed distributed during the tax year						
7 Deferred tax due with this return						
8 Accrued interest due with this return						
9 Deferred tax outstanding after partial termination of election						
10 Interest accrued after partial termination of election						

Return by a Shareholder of a Passive Foreign Investment Company or Qualified Electing Fund

▶ See separate instructions

Name of shareholder JOHN S AND JAMES L KNIGHT FOUNDATION		Identifying number (see page 2 of instructions) 65-0464177
Number, street, and room or suite no. (If a P.O. box, see page 2 of instructions) 2 SOUTH BISCAYNE BLVD, ONE BISCAYNE TOWER SUITE 3800		Shareholder tax year: calendar year 20 <u>01</u> or other tax year beginning 20 and ending 20
City or town, state, and ZIP code or country MIAMI, FL 33131		
Check type of shareholder filing the return: <input type="checkbox"/> Individual <input type="checkbox"/> Corporation <input type="checkbox"/> Partnership <input type="checkbox"/> S Corporation <input type="checkbox"/> Nongrantor Trust <input type="checkbox"/> Estate		
Name of passive foreign investment company (PFIC) or qualified electing fund (QEF) WHARTON UNIVERSAL LTD (CONSTRUMART)		Employer identification number (if any) N/A
Address (Enter number, street, city or town, and country) C/O OVERSEAS MANAGEMENT COMPANY PO BOX 3152 ROAD TOWN, TORTOLA BVI		Tax year of company or fund: calendar year 20 <u>01</u> or other tax year beginning 20 and ending 20

Part I Elections (See instructions)

- A **Election To Treat the PFIC as a QEF.** I, a shareholder of a PFIC, elect to treat the PFIC as a QEF. Complete lines 1a through 2c of Part II.
- B **Deemed Sale Election.** I, a shareholder on the first day of a PFIC's first tax year as a QEF, elect to recognize gain on the deemed sale of my interest in the PFIC. Enter gain or loss on line 10f of Part IV.
- C **Deemed Dividend Election.** I, a shareholder on the first day of a PFIC's first tax year as a QEF that is a controlled foreign corporation (CFC), elect to treat an amount equal to my share of the post-1986 earnings and profits of the CFC as an excess distribution. Enter this amount on line 10e.
- D **Election To Extend Time For Payment of Tax.** I, a shareholder of a QEF, elect to extend the time for payment of tax on the undistributed earnings and profits of the QEF until this election is terminated. Complete lines 3a through 4c of Part II to calculate the tax that may be deferred.
Note: If any portion of line 1a or line 2a of Part II is includible under section 551 or 951, you may not make this election. Also, see sections 1294(c) and 1294(f) and the related regulations for events that terminate this election.
- E **Election To Recognize Gain on Deemed Sale of PFIC.** I, a shareholder of a former PFIC, elect to treat as an excess distribution the gain recognized on the deemed sale of my interest in the PFIC, or, if I qualify, my share of the PFIC's post-1986 earnings and profits deemed distributed, on the last day of its last tax year as a PFIC under section 1297(a). Enter gain on line 10f of Part IV.
- F **Election To Mark-to-Market PFIC Stock.** I, a shareholder of a PFIC, elect to mark-to-market the PFIC stock that is marketable within the meaning of section 1296(e). Complete Part III.

Part II Income From a Qualified Electing Fund (QEF). All QEF shareholders complete lines 1a through 2c. If you are making Election D, also complete lines 3a through 4c. (See page 5 of instructions)

1a Enter your pro rata share of the ordinary earnings of the QEF	1a	0		
b Enter the portion of line 1a that is included in income under section 551 or 951 or that may be excluded under section 1293(g)	1b			
c Subtract line 1b from line 1a. Enter this amount on your tax return as dividend income			1c	
2a Enter your pro rata share of the total net capital gain of the QEF	2a			
b Enter the portion of line 2a that is included in income under section 551 or 951 or that may be excluded under section 1293(g)	2b			
c Subtract line 2b from line 2a. This amount is a net long-term capital gain. Enter this amount in Part II of the Schedule D used for your income tax return. (See instructions)			2c	
3a Add lines 1c and 2c			3a	
b Enter the total amount of cash and the fair market value of other property distributed or deemed distributed to you during the tax year of the QEF. (See instructions)	3b			
c Enter the portion of line 3a not already included in line 3b that is attributable to shares in the QEF that you disposed of, pledged, or otherwise transferred during the tax year	3c			
d Add lines 3b and 3c			3d	
e Subtract line 3d from line 3a, and enter the difference (if zero or less, enter amount in brackets)			3e	
<i>Important: If line 3e is greater than zero and no portion of line 1a or 2a is includible in income under section 551 or 951, you may make Election D with respect to the amount on line 3e.</i>				
4a Enter the total tax for the tax year. (See instructions)	4a			
b Enter the total tax for the tax year determined without regard to the amount entered on line 3e	4b			
c Subtract line 4b from line 4a. This is the deferred tax, the time for payment of which is extended by making Election D. See instructions			4c	

Part III Gain or (Loss) From Mark-to-Market Election (See page 5 of instructions)

5	Enter the fair market value of your PFIC stock at the end of the tax year	5
6	Enter your adjusted basis in the stock at the end of the tax year	6
7	Excess Subtract line 6 from line 5. If a gain, stop here. Include this amount as ordinary income on your tax return. If a loss, go to line 8.	7
8	Enter any unreversed inclusions (as defined in section 1296(d)). See instructions.	8
9	Enter the smaller of line 7 or line 8. Include this amount as an ordinary loss on your tax return.	9

Part IV Distributions and Disposition of Stock in a Section 1291 Fund (See page 6 of instructions)
Complete a separate Part IV for each excess distribution

10a	Enter your total distributions from the PFIC during the current tax year. If the holding period of the PFIC stock began in the current tax year, this amount is dividend income to the extent there are accumulated earnings and profits.	10a
b	Enter the total distributions (reduced by the portions of such distributions that were excess distributions but not included in income under section 1291(a)(1)(B)) made by the company for each of the 3 years preceding the current tax year (or if shorter, the portion of the shareholder's holding period before the current tax year).	10b
c	Divide line 10b by 3. (See instructions if the number of preceding tax years is less than 3.)	10c
d	Multiply line 10c by 125%. Enter the lesser of line 10a or line 10d as a dividend on your income tax return.	10d
e	Subtract line 10d from line 10a. This amount, if more than zero, is the total excess distribution. If zero or less and you did not dispose of stock during the tax year, do not complete the rest of Part IV. See instructions if you received more than one distribution during the current tax year.	10e
f	Enter gain or loss from the disposition of stock of a section 1291 fund or former section 1291 fund. If a gain, complete line 11. If a loss, show it in brackets and do not complete line 11.	10f
11a	Attach a statement for each distribution and disposition. Show your holding period for each share of stock or block of shares held. Allocate the excess distribution to each day in your holding period. Add all amounts that are allocated to days in each tax year.	
b	Enter the total of the amounts determined in line 11a that are allocable to the current tax year and tax years before the foreign corporation became a PFIC (pre-PFIC tax years). Enter these amounts on your income tax return as other income.	11b
c	Enter the aggregate increases in tax (before credits) for each tax year in your holding period (other than the current tax year and pre-PFIC years). (See instructions.)	11c
d	Foreign tax credit. (See instructions.)	11d
e	Subtract line 11d from line 11c. Enter this amount on your income tax return as "additional tax". (See instructions.)	11e
f	Determine interest on each net increase in tax determined on line 11e using the rates and methods of section 6621. Enter the aggregate amount of interest here. (See instructions.)	11f

Part V Status of Prior Year Section 1294 Elections and Termination of Section 1294 Elections

Complete a separate column for each outstanding election. Complete lines 9 and 10 only if there is a partial termination of the section 1294 election.

	(i)	(ii)	(iii)	(iv)	(v)	(vi)
1 Tax year of outstanding election	-----	-----	-----	-----	-----	-----
2 Undistributed earnings to which the election relates						
3 Deferred tax						
4 Interest accrued on deferred tax (line 3) as of the filing date						
5 Event terminating election						
6 Earnings distributed or deemed distributed during the tax year						
7 Deferred tax due with this return						
8 Accrued interest due with this return						
9 Deferred tax outstanding after partial termination of election						
10 Interest accrued after partial termination of election						

**Return by a Shareholder of a Passive Foreign
 Investment Company or Qualified Electing Fund**

OMB No 1545-1002

Attachment
 Sequence No **69**

▶ See separate instructions

Name of shareholder JOHN S AND JAMES L KNIGHT FOUNDATION		Identifying number (see page 2 of instructions) 65-0464177
Number, street, and room or suite no. (If a P.O. box, see page 2 of instructions) 2 SOUTH BISCAYNE BLVD, ONE BISCAYNE TOWER SUITE 3800		Shareholder tax year: calendar year 20 01 or other tax year beginning _____, 20____ and ending _____, 20____
City or town, state, and ZIP code or country MIAMI, FL 33131		
Check type of shareholder filing the return: <input type="checkbox"/> Individual <input checked="" type="checkbox"/> Corporation <input type="checkbox"/> Partnership <input type="checkbox"/> S Corporation <input type="checkbox"/> Nongrantor Trust <input type="checkbox"/> Estate		
Name of passive foreign investment company (PFIC) or qualified electing fund (QEF) SATELITE S A (CONSTRUMART)		Employer identification number (if any) N/A
Address (Enter number, street, city or town, and country) C/O MOLINA, VENTURA-JUNCA, GUERRERO, BARROS & CIA REYES LAVALLE 3340 OFF 1104 LAS CONDES SANTIAGO CHILE		Tax year of company or fund: calendar year 20 01 or other tax year beginning _____, 20____ and ending _____, 20____

Part I Elections (See instructions)

- A **Election To Treat the PFIC as a QEF.** I, a shareholder of a PFIC, elect to treat the PFIC as a QEF. *Complete lines 1a through 2c of Part II*
- B **Deemed Sale Election.** I, a shareholder on the first day of a PFIC's first tax year as a QEF, elect to recognize gain on the deemed sale of my interest in the PFIC. *Enter gain or loss on line 10f of Part IV*
- C **Deemed Dividend Election.** I, a shareholder on the first day of a PFIC's first tax year as a QEF that is a controlled foreign corporation (CFC), elect to treat an amount equal to my share of the post-1986 earnings and profits of the CFC as an excess distribution. *Enter this amount on line 10e*
- D **Election To Extend Time For Payment of Tax.** I, a shareholder of a QEF, elect to extend the time for payment of tax on the undistributed earnings and profits of the QEF until this election is terminated. *Complete lines 3a through 4c of Part II to calculate the tax that may be deferred.*
Note: If any portion of line 1a or line 2a of Part II is includible under section 551 or 951, you may not make this election. Also, see sections 1294(c) and 1294(f) and the related regulations for events that terminate this election.
- E **Election To Recognize Gain on Deemed Sale of PFIC.** I, a shareholder of a former PFIC, elect to treat as an excess distribution the gain recognized on the deemed sale of my interest in the PFIC, or, if I qualify, my share of the PFIC's post-1986 earnings and profits deemed distributed, on the last day of its last tax year as a PFIC under section 1297(a). *Enter gain on line 10f of Part IV*
- F **Election To Mark-to-Market PFIC Stock.** I, a shareholder of a PFIC, elect to mark-to-market the PFIC stock that is marketable within the meaning of section 1296(e). *Complete Part III*

Part II Income From a Qualified Electing Fund (QEF). All QEF shareholders complete lines 1a through 2c. If you are making Election D, also complete lines 3a through 4c. (See page 5 of instructions)

1a Enter your pro rata share of the ordinary earnings of the QEF	1a	506		
b Enter the portion of line 1a that is included in income under section 551 or 951 or that may be excluded under section 1293(g)	1b			
c Subtract line 1b from line 1a. Enter this amount on your tax return as dividend income	1c		506	
2a Enter your pro rata share of the total net capital gain of the QEF	2a			
b Enter the portion of line 2a that is included in income under section 551 or 951 or that may be excluded under section 1293(g)	2b			
c Subtract line 2b from line 2a. This amount is a net long-term capital gain. Enter this amount in Part II of the Schedule D used for your income tax return. (See instructions)	2c			
3a Add lines 1c and 2c	3a			
b Enter the total amount of cash and the fair market value of other property distributed or deemed distributed to you during the tax year of the QEF. (See instructions)	3b			
c Enter the portion of line 3a not already included in line 3b that is attributable to shares in the QEF that you disposed of, pledged, or otherwise transferred during the tax year	3c			
d Add lines 3b and 3c	3d			
e Subtract line 3d from line 3a, and enter the difference (if zero or less, enter amount in brackets)	3e			
Important. If line 3e is greater than zero, and no portion of line 1a or 2a is includible in income under section 551 or 951, you may make Election D with respect to the amount on line 3e.				
4a Enter the total tax for the tax year. (See instructions)	4a			
b Enter the total tax for the tax year determined without regard to the amount entered on line 3e	4b			
c Subtract line 4b from line 4a. This is the deferred tax, the time for payment of which is extended by making Election D. See instructions	4c			

Part III Gain or (Loss) From Mark-to-Market Election (See page 5 of instructions)

5	Enter the fair market value of your PFIC stock at the end of the tax year	5	
6	Enter your adjusted basis in the stock at the end of the tax year	6	
7	Excess Subtract line 6 from line 5. If a gain, stop here. Include this amount as ordinary income on your tax return. If a loss, go to line 8.	7	
8	Enter any unreversed inclusions (as defined in section 1296(d)). See instructions.	8	
9	Enter the smaller of line 7 or line 8. Include this amount as an ordinary loss on your tax return.	9	

Part IV Distributions and Disposition of Stock in a Section 1291 Fund (See page 6 of instructions)
 Complete a separate Part IV for each excess distribution

10a	Enter your total distributions from the PFIC during the current tax year. If the holding period of the PFIC stock began in the current tax year, this amount is dividend income to the extent there are accumulated earnings and profits.	10a	
b	Enter the total distributions (reduced by the portions of such distributions that were excess distributions but not included in income under section 1291(a)(1)(B)) made by the company for each of the 3 years preceding the current tax year (or if shorter, the portion of the shareholder's holding period before the current tax year).	10b	
c	Divide line 10b by 3. (See instructions if the number of preceding tax years is less than 3.)	10c	
d	Multiply line 10c by 125%. Enter the lesser of line 10a or line 10d as a dividend on your income tax return.	10d	
e	Subtract line 10d from line 10a. This amount, if more than zero, is the total excess distribution. If zero or less and you did not dispose of stock during the tax year, do not complete the rest of Part IV. See instructions if you received more than one distribution during the current tax year.	10e	
f	Enter gain or loss from the disposition of stock of a section 1291 fund or former section 1291 fund. If a gain, complete line 11. If a loss, show it in brackets and do not complete line 11.	10f	
11a	Attach a statement for each distribution and disposition. Show your holding period for each share of stock or block of shares held. Allocate the excess distribution to each day in your holding period. Add all amounts that are allocated to days in each tax year.		
b	Enter the total of the amounts determined in line 11a that are allocable to the current tax year and tax years before the foreign corporation became a PFIC (pre-PFIC tax years). Enter these amounts on your income tax return as other income.	11b	
c	Enter the aggregate increases in tax (before credits) for each tax year in your holding period (other than the current tax year and pre-PFIC years). (See instructions.)	11c	
d	Foreign tax credit. (See instructions.)	11d	
e	Subtract line 11d from line 11c. Enter this amount on your income tax return as "additional tax." (See instructions.)	11e	
f	Determine interest on each net increase in tax determined on line 11e using the rates and methods of section 6621. Enter the aggregate amount of interest here. (See instructions.)	11f	

Part V Status of Prior Year Section 1294 Elections and Termination of Section 1294 Elections
 Complete a separate column for each outstanding election. Complete lines 9 and 10 only if there is a partial termination of the section 1294 election

	(i)	(ii)	(iii)	(iv)	(v)	(vi)
1 Tax year of outstanding election	-----	-----	-----	-----	-----	-----
2 Undistributed earnings to which the election relates						
3 Deferred tax						
4 Interest accrued on deferred tax (line 3) as of the filing date						
5 Event terminating election						
6 Earnings distributed or deemed distributed during the tax year						
7 Deferred tax due with this return						
8 Accrued interest due with this return						
9 Deferred tax outstanding after partial termination of election						
10 Interest accrued after partial termination of election						

Return by a Shareholder of a Passive Foreign Investment Company or Qualified Electing Fund

OMB No. 1545-1002

Attachment Sequence No. **69**

▶ See separate instructions

Name of shareholder JOHN S AND JAMES L. KNIGHT FOUNDATION		Identifying number (see page 2 of instructions) 65-0464177
Number, street, and room or suite no. (If a P.O. box, see page 2 of instructions) 2 SOUTH BISCAYNE BLVD, ONE BISCAYNE TOWER SUITE 3800		Shareholder tax year: calendar year 20 01 or other tax year beginning _____, 20____ and ending _____, 20____
City or town, state, and ZIP code or country MIAMI, FL 33131		
Check type of shareholder filing the return: <input type="checkbox"/> Individual <input checked="" type="checkbox"/> Corporation <input type="checkbox"/> Partnership <input type="checkbox"/> S Corporation <input type="checkbox"/> Nongrantor Trust <input type="checkbox"/> Estate		
Name of passive foreign investment company (PFIC) or qualified electing fund (QEF) KINSLEY DEVELOPMENT CORPORATION (CORESA)		Employer identification number (if any) N/A
Address (Enter number, street, city or town, and country) C/O OVERSEAS MANAGEMENT COMPANY PO BOX 3152 ROAD TOWN TORTOLA BVI		Tax year of company or fund: calendar year 20 01 or other tax year beginning _____, 20____ and ending _____, 20____

Part I Elections (See instructions)

- A **Election To Treat the PFIC as a QEF.** I, a shareholder of a PFIC, elect to treat the PFIC as a QEF. *Complete lines 1a through 2c of Part II.*
- B **Deemed Sale Election.** I, a shareholder on the first day of a PFIC's first tax year as a QEF, elect to recognize gain on the deemed sale of my interest in the PFIC. *Enter gain or loss on line 10f of Part IV.*
- C **Deemed Dividend Election.** I, a shareholder on the first day of a PFIC's first tax year as a QEF that is a controlled foreign corporation (CFC), elect to treat an amount equal to my share of the post-1986 earnings and profits of the CFC as an excess distribution. *Enter this amount on line 10e.*
- D **Election To Extend Time For Payment of Tax.** I, a shareholder of a QEF, elect to extend the time for payment of tax on the undistributed earnings and profits of the QEF until this election is terminated. *Complete lines 3a through 4c of Part II to calculate the tax that may be deferred.*
Note: If any portion of line 1a or line 2a of Part II is includible under section 551 or 951, you may not make this election. Also, see sections 1294(c) and 1294(f) and the related regulations for events that terminate this election.
- E **Election To Recognize Gain on Deemed Sale of PFIC.** I, a shareholder of a former PFIC, elect to treat as an excess distribution the gain recognized on the deemed sale of my interest in the PFIC, or, if I qualify, my share of the PFIC's post-1986 earnings and profits deemed distributed, on the last day of its last tax year as a PFIC under section 1297(a). *Enter gain on line 10f of Part IV.*
- F **Election To Mark-to-Market PFIC Stock.** I, a shareholder of a PFIC, elect to mark-to-market the PFIC stock that is marketable within the meaning of section 1296(e). *Complete Part III.*

Part II Income From a Qualified Electing Fund (QEF). All QEF shareholders complete lines 1a through 2c. If you are making Election D, also complete lines 3a through 4c. (See page 5 of instructions.)

1a Enter your pro rata share of the ordinary earnings of the QEF	1a	0		
b Enter the portion of line 1a that is included in income under section 551 or 951 or that may be excluded under section 1293(g)	1b			
c Subtract line 1b from line 1a. Enter this amount on your tax return as dividend income	1c			
2a Enter your pro rata share of the total net capital gain of the QEF	2a			
b Enter the portion of line 2a that is included in income under section 551 or 951 or that may be excluded under section 1293(g)	2b			
c Subtract line 2b from line 2a. This amount is a net long-term capital gain. Enter this amount in Part II of the Schedule D used for your income tax return. (See instructions.)	2c			
3a Add lines 1c and 2c	3a			
b Enter the total amount of cash and the fair market value of other property distributed or deemed distributed to you during the tax year of the QEF. (See instructions.)	3b			
c Enter the portion of line 3a not already included in line 3b that is attributable to shares in the QEF that you disposed of, pledged, or otherwise transferred during the tax year	3c			
d Add lines 3b and 3c	3d			
e Subtract line 3d from line 3a and enter the difference (if zero or less, enter amount in brackets)	3e			
Important. If line 3e is greater than zero, and no portion of line 1a or 2a is includible in income under section 551 or 951, you may make Election D with respect to the amount on line 3e.				
4a Enter the total tax for the tax year. (See instructions.)	4a			
b Enter the total tax for the tax year determined without regard to the amount entered on line 3e	4b			
c Subtract line 4b from line 4a. This is the deferred tax, the time for payment of which is extended by making Election D. See instructions	4c			

Part III Gain or (Loss) From Mark-to-Market Election (See page 5 of instructions)

5	Enter the fair market value of your PFIC stock at the end of the tax year	5	
6	Enter your adjusted basis in the stock at the end of the tax year	6	
7	Excess Subtract line 6 from line 5. If a gain, stop here. Include this amount as ordinary income on your tax return. If a loss, go to line 8.	7	
8	Enter any unreversed inclusions (as defined in section 1296(d)). See instructions.	8	
9	Enter the smaller of line 7 or line 8. Include this amount as an ordinary loss on your tax return.	9	

Part IV Distributions and Disposition of Stock in a Section 1291 Fund (See page 6 of instructions)
Complete a separate Part IV for each excess distribution

10a	Enter your total distributions from the PFIC during the current tax year. If the holding period of the PFIC stock began in the current tax year, this amount is dividend income to the extent there are accumulated earnings and profits.	10a	
b	Enter the total distributions (reduced by the portions of such distributions that were excess distributions but not included in income under section 1291(a)(1)(B)) made by the company for each of the 3 years preceding the current tax year (or if shorter, the portion of the shareholder's holding period before the current tax year).	10b	
c	Divide line 10b by 3. (See instructions if the number of preceding tax years is less than 3).	10c	
d	Multiply line 10c by 125%. Enter the lesser of line 10a or line 10d as a dividend on your income tax return.	10d	
e	Subtract line 10d from line 10a. This amount, if more than zero, is the total excess distribution. If zero or less and you did not dispose of stock during the tax year, do not complete the rest of Part IV. See instructions if you received more than one distribution during the current tax year.	10e	
f	Enter gain or loss from the disposition of stock of a section 1291 fund or former section 1291 fund. If a gain, complete line 11. If a loss, show it in brackets and do not complete line 11.	10f	
11a	Attach a statement for each distribution and disposition. Show your holding period for each share of stock or block of shares held. Allocate the excess distribution to each day in your holding period. Add all amounts that are allocated to days in each tax year.		
b	Enter the total of the amounts determined in line 11a that are allocable to the current tax year and tax years before the foreign corporation became a PFIC (pre-PFIC tax years). Enter these amounts on your income tax return as other income.	11b	
c	Enter the aggregate increases in tax (before credits) for each tax year in your holding period (other than the current tax year and pre-PFIC years). (See instructions)	11c	
d	Foreign tax credit. (See instructions)	11d	
e	Subtract line 11d from line 11c. Enter this amount on your income tax return as "additional tax". (See instructions)	11e	
f	Determine interest on each net increase in tax determined on line 11e using the rates and methods of section 6621. Enter the aggregate amount of interest here. (See instructions)	11f	

Part V Status of Prior Year Section 1294 Elections and Termination of Section 1294 Elections
Complete a separate column for each outstanding election. Complete lines 9 and 10 only if there is a partial termination of the section 1294 election

	(i)	(ii)	(iii)	(iv)	(v)	(vi)
1 Tax year of outstanding election	-----	-----	-----	-----	-----	-----
2 Undistributed earnings to which the election relates						
3 Deferred tax						
4 Interest accrued on deferred tax (line 3) as of the filing date						
5 Event terminating election						
6 Earnings distributed or deemed distributed during the tax year						
7 Deferred tax due with this return						
8 Accrued interest due with this return						
9 Deferred tax outstanding after partial termination of election						
10 Interest accrued after partial termination of election						

Return by a Shareholder of a Passive Foreign Investment Company or Qualified Electing Fund

OMB No 1545-1002

Attachment Sequence No **69**

▶ See separate instructions.

Name of shareholder JOHN S AND JAMES L KNIGHT FOUNDATION	Identifying number (see page 2 of instructions) 65-0464177
Number, street, and room or suite no. (If a P.O. box, see page 2 of instructions) 2 SOUTH BISCAYNE BLVD, ONE BISCAYNE TOWER SUITE 3800	Shareholder tax year: calendar year 20 01 or other tax year beginning _____, 20 and ending _____, 20
City or town, state, and ZIP code or country MIAMI, FL 33131	
Check type of shareholder filing the return: <input type="checkbox"/> Individual <input checked="" type="checkbox"/> Corporation <input type="checkbox"/> Partnership <input type="checkbox"/> S Corporation <input type="checkbox"/> Nongrantor Trust <input type="checkbox"/> Estate	
Name of passive foreign investment company (PFIC) or qualified electing fund (QEF) KINSLEY DEVELOPMENT CORP, CHILE S.A. (CORESA)	Employer identification number (if any) N/A
Address (Enter number, street, city or town, and country) C/O MOLINA, VENTURA-JUNCA, GUERRERO, BARROS & CIA REYES LAVALLE 3340 OFF 1104 LAS CONDES SANTIAGO CHILE	Tax year of company or fund: calendar year 20 01 or other tax year beginning _____, 20 and ending _____, 20

Part I Elections (See instructions)

- A **Election To Treat the PFIC as a QEF.** I, a shareholder of a PFIC, elect to treat the PFIC as a QEF. *Complete lines 1a through 2c of Part II*
- B **Deemed Sale Election.** I, a shareholder on the first day of a PFIC's first tax year as a QEF, elect to recognize gain on the deemed sale of my interest in the PFIC. *Enter gain or loss on line 10f of Part IV*
- C **Deemed Dividend Election.** I, a shareholder on the first day of a PFIC's first tax year as a QEF that is a controlled foreign corporation (CFC), elect to treat an amount equal to my share of the post-1986 earnings and profits of the CFC as an excess distribution. *Enter this amount on line 10e*
- D **Election To Extend Time For Payment of Tax.** I, a shareholder of a QEF, elect to extend the time for payment of tax on the undistributed earnings and profits of the QEF until this election is terminated. *Complete lines 3a through 4c of Part II to calculate the tax that may be deferred*
Note: If any portion of line 1a or line 2a of Part II is includible under section 551 or 951, you may not make this election. Also, see sections 1294(c) and 1294(f) and the related regulations for events that terminate this election.
- E **Election To Recognize Gain on Deemed Sale of PFIC.** I, a shareholder of a former PFIC, elect to treat as an excess distribution the gain recognized on the deemed sale of my interest in the PFIC, or, if I qualify, my share of the PFIC's post-1986 earnings and profits deemed distributed, on the last day of its last tax year as a PFIC under section 1297(a). *Enter gain on line 10f of Part IV*
- F **Election To Mark-to-Market PFIC Stock.** I, a shareholder of a PFIC, elect to mark-to-market the PFIC stock that is marketable within the meaning of section 1296(e). *Complete Part III*

Part II Income From a Qualified Electing Fund (QEF). All QEF shareholders complete lines 1a through 2c. If you are making Election D, also complete lines 3a through 4c. (See page 5 of instructions)

1a Enter your pro rata share of the ordinary earnings of the QEF	1a	-179	
b Enter the portion of line 1a that is included in income under section 551 or 951 or that may be excluded under section 1293(g)	1b		
c Subtract line 1b from line 1a. Enter this amount on your tax return as dividend income	1c		-179
2a Enter your pro rata share of the total net capital gain of the QEF	2a		
b Enter the portion of line 2a that is included in income under section 551 or 951 or that may be excluded under section 1293(g)	2b		
c Subtract line 2b from line 2a. This amount is a net long-term capital gain. Enter this amount in Part II of the Schedule D used for your income tax return. (See instructions)	2c		
3a Add lines 1c and 2c	3a		
b Enter the total amount of cash and the fair market value of other property distributed or deemed distributed to you during the tax year of the QEF. (See instructions)	3b		
c Enter the portion of line 3a not already included in line 3b that is attributable to shares in the QEF that you disposed of, pledged, or otherwise transferred during the tax year	3c		
d Add lines 3b and 3c	3d		
e Subtract line 3d from line 3a, and enter the difference (if zero or less, enter amount in brackets)	3e		
Important: If line 3e is greater than zero, and no portion of line 1a or 2a is includible in income under section 551 or 951, you may make Election D with respect to the amount on line 3e			
4a Enter the total tax for the tax year. (See instructions)	4a		
b Enter the total tax for the tax year determined without regard to the amount entered on line 3e	4b		
c Subtract line 4b from line 4a. This is the deferred tax, the time for payment of which is extended by making Election D. See instructions	4c		

Part III Gain or (Loss) From Mark-to-Market Election (See page 5 of instructions)

5	Enter the fair market value of your PFIC stock at the end of the tax year	5	
6	Enter your adjusted basis in the stock at the end of the tax year	6	
7	Excess Subtract line 6 from line 5. If a gain, stop here. Include this amount as ordinary income on your tax return. If a loss, go to line 8.	7	
8	Enter any unreversed inclusions (as defined in section 1296(d)). See instructions.	8	
9	Enter the smaller of line 7 or line 8. Include this amount as an ordinary loss on your tax return.	9	

Part IV Distributions and Disposition of Stock in a Section 1291 Fund (See page 6 of instructions)
Complete a separate Part IV for each excess distribution

10a	Enter your total distributions from the PFIC during the current tax year. If the holding period of the PFIC stock began in the current tax year, this amount is dividend income to the extent there are accumulated earnings and profits.	10a	
b	Enter the total distributions (reduced by the portions of such distributions that were excess distributions but not included in income under section 1291(a)(1)(B)) made by the company for each of the 3 years preceding the current tax year (or if shorter, the portion of the shareholder's holding period before the current tax year).	10b	
c	Divide line 10b by 3. (See instructions if the number of preceding tax years is less than 3).	10c	
d	Multiply line 10c by 125%. Enter the lesser of line 10a or line 10d as a dividend on your income tax return.	10d	
e	Subtract line 10d from line 10a. This amount, if more than zero, is the total excess distribution. If zero or less and you did not dispose of stock during the tax year, do not complete the rest of Part IV. See instructions if you received more than one distribution during the current tax year.	10e	
f	Enter gain or loss from the disposition of stock of a section 1291 fund or former section 1291 fund. If a gain, complete line 11. If a loss, show it in brackets and do not complete line 11.	10f	
11a	Attach a statement for each distribution and disposition. Show your holding period for each share of stock or block of shares held. Allocate the excess distribution to each day in your holding period. Add all amounts that are allocated to days in each tax year.		
b	Enter the total of the amounts determined in line 11a that are allocable to the current tax year and tax years before the foreign corporation became a PFIC (pre-PFIC tax years). Enter these amounts on your income tax return as other income.	11b	
c	Enter the aggregate increases in tax (before credits) for each tax year in your holding period (other than the current tax year and pre-PFIC years). (See instructions).	11c	
d	Foreign tax credit. (See instructions).	11d	
e	Subtract line 11d from line 11c. Enter this amount on your income tax return as "additional tax." (See instructions).	11e	
f	Determine interest on each net increase in tax determined on line 11e using the rates and methods of section 6621. Enter the aggregate amount of interest here. (See instructions).	11f	

Part V Status of Prior Year Section 1294 Elections and Termination of Section 1294 Elections
Complete a separate column for each outstanding election. Complete lines 9 and 10 only if there is a partial termination of the section 1294 election.

	(i)	(ii)	(iii)	(iv)	(v)	(vi)
1 Tax year of outstanding election						
2 Undistributed earnings to which the election relates						
3 Deferred tax						
4 Interest accrued on deferred tax (line 3) as of the filing date						
5 Event terminating election						
6 Earnings distributed or deemed distributed during the tax year						
7 Deferred tax due with this return						
8 Accrued interest due with this return						
9 Deferred tax outstanding after partial termination of election						
10 Interest accrued after partial termination of election						

Return by a Shareholder of a Passive Foreign Investment Company or Qualified Electing Fund

OMB No 1545-1002

Attachment
 Sequence No **69**

▶ See separate instructions

Name of shareholder JOHN S AND JAMES L KNIGHT FOUNDATION		Identifying number (see page 2 of instructions) 65-0464177
Number, street, and room or suite no. (If a P.O. box, see page 2 of instructions) 2 SOUTH BISCAYNE BLVD, ONE BISCAYNE TOWER SUITE 3800		Shareholder tax year: calendar year 20 <u>01</u> or other tax year beginning _____, 20 and ending _____, 20
City or town, state, and ZIP code or country MIAMI, FL 33131		
Check type of shareholder filing the return: <input type="checkbox"/> Individual <input checked="" type="checkbox"/> Corporation <input type="checkbox"/> Partnership <input type="checkbox"/> S Corporation <input type="checkbox"/> Nongrantor Trust <input type="checkbox"/> Estate		
Name of passive foreign investment company (PFIC) or qualified electing fund (QEF) XYCOM DEVELOPMENT COMPANY, LTD (MANQUEHUE)		Employer identification number (if any) N/A
Address (Enter number, street, city or town, and country) C/O OVERSEAS MANAGEMENT COMPANY PO BOX 3152 ROAD TOWN TORTOLA BVI		Tax year of company or fund: calendar year 20 <u>01</u> or other tax year beginning _____, 20 and ending _____, 20

Part I Elections (See instructions)

- A **Election To Treat the PFIC as a QEF.** I, a shareholder of a PFIC, elect to treat the PFIC as a QEF. *Complete lines 1a through 2c of Part II.*
- B **Deemed Sale Election.** I, a shareholder on the first day of a PFIC's first tax year as a QEF, elect to recognize gain on the deemed sale of my interest in the PFIC. *Enter gain or loss on line 10f of Part IV.*
- C **Deemed Dividend Election.** I, a shareholder on the first day of a PFIC's first tax year as a QEF that is a controlled foreign corporation (CFC), elect to treat an amount equal to my share of the post-1986 earnings and profits of the CFC as an excess distribution. *Enter this amount on line 10e.*
- D **Election To Extend Time For Payment of Tax.** I, a shareholder of a QEF, elect to extend the time for payment of tax on the undistributed earnings and profits of the QEF until this election is terminated. *Complete lines 3a through 4c of Part II to calculate the tax that may be deferred.*
Note: If any portion of line 1a or line 2a of Part II is includible under section 551 or 951, you may not make this election. Also, see sections 1294(c) and 1294(f) and the related regulations for events that terminate this election.
- E **Election To Recognize Gain on Deemed Sale of PFIC.** I, a shareholder of a former PFIC, elect to treat as an excess distribution the gain recognized on the deemed sale of my interest in the PFIC, or, if I qualify, my share of the PFIC's post-1986 earnings and profits deemed distributed, on the last day of its last tax year as a PFIC under section 1297(a). *Enter gain on line 10f of Part IV.*
- F **Election To Mark-to-Market PFIC Stock.** I, a shareholder of a PFIC, elect to mark-to-market the PFIC stock that is marketable within the meaning of section 1296(e). *Complete Part III.*

Part II Income From a Qualified Electing Fund (QEF). All QEF shareholders complete lines 1a through 2c. If you are making Election D, also complete lines 3a through 4c. (See page 5 of instructions.)

1a Enter your pro rata share of the ordinary earnings of the QEF	1a	0		
b Enter the portion of line 1a that is included in income under section 551 or 951 or that may be excluded under section 1293(g)	1b			
c Subtract line 1b from line 1a. Enter this amount on your tax return as dividend income			1c	
2a Enter your pro rata share of the total net capital gain of the QEF	2a			
b Enter the portion of line 2a that is included in income under section 551 or 951 or that may be excluded under section 1293(g)	2b			
c Subtract line 2b from line 2a. This amount is a net long-term capital gain. Enter this amount in Part II of the Schedule D used for your income tax return. (See instructions.)			2c	
3a Add lines 1c and 2c			3a	
b Enter the total amount of cash and the fair market value of other property distributed or deemed distributed to you during the tax year of the QEF. (See instructions.)	3b			
c Enter the portion of line 3a not already included in line 3b that is attributable to shares in the QEF that you disposed of, pledged, or otherwise transferred during the tax year.	3c			
d Add lines 3b and 3c			3d	
e Subtract line 3d from line 3a, and enter the difference (if zero or less, enter amount in brackets). Important: If line 3e is greater than zero and no portion of line 1a or 2a is includible in income under section 551 or 951, you may make Election D with respect to the amount on line 3e.			3e	
4a Enter the total tax for the tax year. (See instructions.)	4a			
b Enter the total tax for the tax year determined without regard to the amount entered on line 3e.	4b			
c Subtract line 4b from line 4a. This is the deferred tax, the time for payment of which is extended by making Election D. See instructions.			4c	

Part III Gain or (Loss) From Mark-to-Market Election (See page 5 of instructions)

5	Enter the fair market value of your PFIC stock at the end of the tax year	5	
6	Enter your adjusted basis in the stock at the end of the tax year	6	
7	Excess Subtract line 6 from line 5. If a gain, stop here. Include this amount as ordinary income on your tax return. If a loss, go to line 8.	7	
8	Enter any unreversed inclusions (as defined in section 1296(d)). See instructions.	8	
9	Enter the smaller of line 7 or line 8. Include this amount as an ordinary loss on your tax return.	9	

Part IV Distributions and Disposition of Stock in a Section 1291 Fund (See page 6 of instructions)
Complete a separate Part IV for each excess distribution

10a	Enter your total distributions from the PFIC during the current tax year. If the holding period of the PFIC stock began in the current tax year, this amount is dividend income to the extent there are accumulated earnings and profits.	10a	
b	Enter the total distributions (reduced by the portions of such distributions that were excess distributions but not included in income under section 1291(a)(1)(B)) made by the company for each of the 3 years preceding the current tax year (or if shorter, the portion of the shareholder's holding period before the current tax year).	10b	
c	Divide line 10b by 3. (See instructions if the number of preceding tax years is less than 3.)	10c	
d	Multiply line 10c by 125%. Enter the lesser of line 10a or line 10d as a dividend on your income tax return.	10d	
e	Subtract line 10d from line 10a. This amount, if more than zero, is the total excess distribution. If zero or less and you did not dispose of stock during the tax year, do not complete the rest of Part IV. See instructions if you received more than one distribution during the current tax year.	10e	
f	Enter gain or loss from the disposition of stock of a section 1291 fund or former section 1291 fund. If a gain, complete line 11. If a loss, show it in brackets and do not complete line 11.	10f	
11a	Attach a statement for each distribution and disposition. Show your holding period for each share of stock or block of shares held. Allocate the excess distribution to each day in your holding period. Add all amounts that are allocated to days in each tax year.		
b	Enter the total of the amounts determined in line 11a that are allocable to the current tax year and tax years before the foreign corporation became a PFIC (pre-PFIC tax years). Enter these amounts on your income tax return as other income.	11b	
c	Enter the aggregate increases in tax (before credits) for each tax year in your holding period (other than the current tax year and pre-PFIC years). (See instructions.)	11c	
d	Foreign tax credit. (See instructions.)	11d	
e	Subtract line 11d from line 11c. Enter this amount on your income tax return as "additional tax." (See instructions.)	11e	
f	Determine interest on each net increase in tax determined on line 11e using the rates and methods of section 6621. Enter the aggregate amount of interest here. (See instructions.)	11f	

Part V Status of Prior Year Section 1294 Elections and Termination of Section 1294 Elections

Complete a separate column for each outstanding election. Complete lines 9 and 10 only if there is a partial termination of the section 1294 election.

	(i)	(ii)	(iii)	(iv)	(v)	(vi)
1 Tax year of outstanding election	-----	-----	-----	-----	-----	-----
2 Undistributed earnings to which the election relates						
3 Deferred tax						
4 Interest accrued on deferred tax (line 3) as of the filing date						
5 Event terminating election						
6 Earnings distributed or deemed distributed during the tax year						
7 Deferred tax due with this return						
8 Accrued interest due with this return						
9 Deferred tax outstanding after partial termination of election						
10 Interest accrued after partial termination of election						

Return by a Shareholder of a Passive Foreign Investment Company or Qualified Electing Fund

OMB No. 1545-1002

Attachment Sequence No. **69**

▶ See separate instructions

Name of shareholder JOHN S. AND JAMES L. KNIGHT FOUNDATION		Identifying number (see page 2 of instructions) 65-0464177
Number, street, and room or suite no. (If a P.O. box, see page 2 of instructions) 2 SOUTH BISCAYNE BLVD, ONE BISCAYNE TOWER SUITE 3800		Shareholder tax year: calendar year 20 01 or other tax year beginning _____, 20____ and ending _____, 20____
City or town, state, and ZIP code or country MIAMI, FL 33131		
Check type of shareholder filing the return: <input type="checkbox"/> Individual <input checked="" type="checkbox"/> Corporation <input type="checkbox"/> Partnership <input type="checkbox"/> S Corporation <input type="checkbox"/> Nongrantor Trust <input type="checkbox"/> Estate		
Name of passive foreign investment company (PFIC) or qualified electing fund (QEF) XYCOM DEVELOPMENT CHILE S.A. (MANQUEHUE)		Employer identification number (if any) N/A
Address (Enter number, street, city or town, and country) C/O MOLINA, VENTURA-JUNCA, GUERRERO, BARROS & CIA REYES LAVALLE 3340 OFF 1104 LAS CONDES SANTIAGO CHILE		Tax year of company or fund: calendar year 20 01 or other tax year beginning _____, 20____ and ending _____, 20____

Part I Elections (See instructions)

- A **Election To Treat the PFIC as a QEF.** I, a shareholder of a PFIC, elect to treat the PFIC as a QEF. *Complete lines 1a through 2c of Part II.*
- B **Deemed Sale Election.** I, a shareholder on the first day of a PFIC's first tax year as a QEF, elect to recognize gain on the deemed sale of my interest in the PFIC. *Enter gain or loss on line 10f of Part IV.*
- C **Deemed Dividend Election.** I, a shareholder on the first day of a PFIC's first tax year as a QEF that is a controlled foreign corporation (CFC), elect to treat an amount equal to my share of the post-1986 earnings and profits of the CFC as an excess distribution. *Enter this amount on line 10e.*
- D **Election To Extend Time For Payment of Tax.** I, a shareholder of a QEF, elect to extend the time for payment of tax on the undistributed earnings and profits of the QEF until this election is terminated. *Complete lines 3a through 4c of Part II to calculate the tax that may be deferred.*
Note: If any portion of line 1a or line 2a of Part II is includible under section 551 or 951, you may not make this election. Also, see sections 1294(c) and 1294(f) and the related regulations for events that terminate this election.
- E **Election To Recognize Gain on Deemed Sale of PFIC.** I, a shareholder of a former PFIC, elect to treat as an excess distribution the gain recognized on the deemed sale of my interest in the PFIC, or, if I qualify, my share of the PFIC's post-1986 earnings and profits deemed distributed, on the last day of its last tax year as a PFIC under section 1297(a). *Enter gain on line 10f of Part IV.*
- F **Election To Mark-to-Market PFIC Stock.** I, a shareholder of a PFIC, elect to mark-to-market the PFIC stock that is marketable within the meaning of section 1296(e). *Complete Part III.*

Part II Income From a Qualified Electing Fund (QEF). All QEF shareholders complete lines 1a through 2c. If you are making Election D, also complete lines 3a through 4c. (See page 5 of instructions.)

1a Enter your pro rata share of the ordinary earnings of the QEF	1a	-126		
b Enter the portion of line 1a that is included in income under section 551 or 951 or that may be excluded under section 1293(g)	1b			
c Subtract line 1b from line 1a. Enter this amount on your tax return as dividend income			1c	-126
2a Enter your pro rata share of the total net capital gain of the QEF	2a			
b Enter the portion of line 2a that is included in income under section 551 or 951 or that may be excluded under section 1293(g)	2b			
c Subtract line 2b from line 2a. This amount is a net long-term capital gain. Enter this amount in Part II of the Schedule D used for your income tax return. (See instructions)			2c	
3a Add lines 1c and 2c			3a	
b Enter the total amount of cash and the fair market value of other property distributed or deemed distributed to you during the tax year of the QEF. (See instructions)	3b			
c Enter the portion of line 3a not already included in line 3b that is attributable to shares in the QEF that you disposed of, pledged, or otherwise transferred during the tax year	3c			
d Add lines 3b and 3c			3d	
e Subtract line 3d from line 3a, and enter the difference (if zero or less, enter amount in brackets)			3e	
<i>Important: If line 3e is greater than zero and no portion of line 1a or 2a is includible in income under section 551 or 951, you may make Election D with respect to the amount on line 3e.</i>				
4a Enter the total tax for the tax year. (See instructions)	4a			
b Enter the total tax for the tax year determined without regard to the amount entered on line 3e	4b			
c Subtract line 4b from line 4a. This is the deferred tax, the time for payment of which is extended by making Election D. See instructions			4c	

Part III Gain or (Loss) From Mark-to-Market Election (See page 5 of instructions)

5	Enter the fair market value of your PFIC stock at the end of the tax year	5	
6	Enter your adjusted basis in the stock at the end of the tax year	6	
7	Excess Subtract line 6 from line 5. If a gain, stop here. Include this amount as ordinary income on your tax return. If a loss, go to line 8.	7	
8	Enter any unreversed inclusions (as defined in section 1296(d)). See instructions.	8	
9	Enter the smaller of line 7 or line 8. Include this amount as an ordinary loss on your tax return.	9	

Part IV Distributions and Disposition of Stock in a Section 1291 Fund (See page 6 of instructions)
 Complete a separate Part IV for each excess distribution

10a	Enter your total distributions from the PFIC during the current tax year. If the holding period of the PFIC stock began in the current tax year, this amount is dividend income to the extent there are accumulated earnings and profits.	10a	
b	Enter the total distributions (reduced by the portions of such distributions that were excess distributions but not included in income under section 1291(a)(1)(B)) made by the company for each of the 3 years preceding the current tax year (or if shorter, the portion of the shareholder's holding period before the current tax year).	10b	
c	Divide line 10b by 3. (See instructions if the number of preceding tax years is less than 3).	10c	
d	Multiply line 10c by 125%. Enter the lesser of line 10a or line 10d as a dividend on your income tax return.	10d	
e	Subtract line 10d from line 10a. This amount, if more than zero, is the total excess distribution. If zero or less and you did not dispose of stock during the tax year, do not complete the rest of Part IV. See instructions if you received more than one distribution during the current tax year.	10e	
f	Enter gain or loss from the disposition of stock of a section 1291 fund or former section 1291 fund. If a gain, complete line 11. If a loss, show it in brackets and do not complete line 11.	10f	
11a	Attach a statement for each distribution and disposition. Show your holding period for each share of stock or block of shares held. Allocate the excess distribution to each day in your holding period. Add all amounts that are allocated to days in each tax year.		
b	Enter the total of the amounts determined in line 11a that are allocable to the current tax year and tax years before the foreign corporation became a PFIC (pre-PFIC tax years). Enter these amounts on your income tax return as other income.	11b	
c	Enter the aggregate increases in tax (before credits) for each tax year in your holding period (other than the current tax year and pre-PFIC years). (See instructions).	11c	
d	Foreign tax credit. (See instructions).	11d	
e	Subtract line 11d from line 11c. Enter this amount on your income tax return as "additional tax." (See instructions).	11e	
f	Determine interest on each net increase in tax determined on line 11e using the rates and methods of section 6621. Enter the aggregate amount of interest here. (See instructions).	11f	

Part V Status of Prior Year Section 1294 Elections and Termination of Section 1294 Elections
 Complete a separate column for each outstanding election. Complete lines 9 and 10 only if there is a partial termination of the section 1294 election.

	(i)	(ii)	(iii)	(iv)	(v)	(vi)
1 Tax year of outstanding election						
2 Undistributed earnings to which the election relates						
3 Deferred tax						
4 Interest accrued on deferred tax (line 3) as of the filing date						
5 Event terminating election						
6 Earnings distributed or deemed distributed during the tax year						
7 Deferred tax due with this return						
8 Accrued interest due with this return						
9 Deferred tax outstanding after partial termination of election						
10 Interest accrued after partial termination of election						

Return by a Shareholder of a Passive Foreign Investment Company or Qualified Electing Fund

OMB No 1545-1002

Attachment Sequence No **69**

▶ See separate instructions.

Name of shareholder JOHN S AND JAMES L KNIGHT FOUNDATION		Identifying number (see page 2 of instructions) 65-0464177
Number, street and room or suite no (If a P O box, see page 2 of instructions) 2 SOUTH BISCAYNE BLVD, ONE BISCAYNE TOWER SUITE 3800		Shareholder tax year calendar year 20 <u>01</u> or other tax year beginning 20 and ending 20
City or town, state, and ZIP code or country MIAMI, FL 33131		
Check type of shareholder filing the return <input type="checkbox"/> Individual <input checked="" type="checkbox"/> Corporation <input type="checkbox"/> Partnership <input type="checkbox"/> S Corporation <input type="checkbox"/> Nongrantor Trust <input type="checkbox"/> Estate		
Name of passive foreign investment company (PFIC) or qualified electing fund (QEF) THE LATIN AMERICA ENTERPRISE CINE COL HOLDING LDC		Employer identification number (if any) N/A
Address (Enter number, street, city or town, and country) C/O CALEDONIA HOUSE P.O. BOX 265 GEORGE TOWN, GRAND CAYMAN		Tax year of company or fund calendar year 20 <u>01</u> or other tax year beginning 20 and ending 20

Part I Elections (See instructions)

- Election To Treat the PFIC as a QEF.** I, a shareholder of a PFIC, elect to treat the PFIC as a QEF. *Complete lines 1a through 2c of Part II.*
- Deemed Sale Election.** I, a shareholder on the first day of a PFIC's first tax year as a QEF, elect to recognize gain on the deemed sale of my interest in the PFIC. *Enter gain or loss on line 10f of Part IV.*
- Deemed Dividend Election.** I, a shareholder on the first day of a PFIC's first tax year as a QEF that is a controlled foreign corporation (CFC), elect to treat an amount equal to my share of the post-1986 earnings and profits of the CFC as an excess distribution. *Enter this amount on line 10e.*
- Election To Extend Time For Payment of Tax.** I, a shareholder of a QEF, elect to extend the time for payment of tax on the undistributed earnings and profits of the QEF until this election is terminated. *Complete lines 3a through 4c of Part II to calculate the tax that may be deferred.*
Note: If any portion of line 1a or line 2a of Part II is includible under section 551 or 951, you may not make this election. Also, see sections 1294(c) and 1294(f) and the related regulations for events that terminate this election.
- Election To Recognize Gain on Deemed Sale of PFIC.** I, a shareholder of a former PFIC, elect to treat as an excess distribution the gain recognized on the deemed sale of my interest in the PFIC, or, if I qualify, my share of the PFIC's post-1986 earnings and profits deemed distributed, on the last day of its last tax year as a PFIC under section 1297(a). *Enter gain on line 10f of Part IV.*
- Election To Mark-to-Market PFIC Stock.** I, a shareholder of a PFIC, elect to mark-to-market the PFIC stock that is marketable within the meaning of section 1296(e). *Complete Part III.*

Part II Income From a Qualified Electing Fund (QEF).

All QEF shareholders complete lines 1a through 2c. If you are making Election D, also complete lines 3a through 4c. (See page 5 of instructions.)

1a Enter your pro rata share of the ordinary earnings of the QEF	1a	10,110		
b Enter the portion of line 1a that is included in income under section 551 or 951 or that may be excluded under section 1293(g)	1b			
c Subtract line 1b from line 1a. Enter this amount on your tax return as dividend income	1c			10,110
2a Enter your pro rata share of the total net capital gain of the QEF	2a			
b Enter the portion of line 2a that is included in income under section 551 or 951 or that may be excluded under section 1293(g)	2b			
c Subtract line 2b from line 2a. This amount is a net long-term capital gain. Enter this amount in Part II of the Schedule D used for your income tax return. (See instructions.)	2c			
3a Add lines 1c and 2c	3a			
b Enter the total amount of cash and the fair market value of other property distributed or deemed distributed to you during the tax year of the QEF. (See instructions.)	3b			
c Enter the portion of line 3a not already included in line 3b that is attributable to shares in the QEF that you disposed of, pledged or otherwise transferred during the tax year	3c			
d Add lines 3b and 3c	3d			
e Subtract line 3d from line 3a, and enter the difference (if zero or less, enter amount in brackets)	3e			
Important. If line 3e is greater than zero, and no portion of line 1a or 2a is includible in income under section 551 or 951, you may make Election D with respect to the amount on line 3e.				
4a Enter the total tax for the tax year. (See instructions.)	4a			
b Enter the total tax for the tax year determined without regard to the amount entered on line 3e	4b			
c Subtract line 4b from line 4a. This is the deferred tax, the time for payment of which is extended by making Election D. See instructions.	4c			

Part III Gain or (Loss) From Mark-to-Market Election (See page 5 of instructions)

5	Enter the fair market value of your PFIC stock at the end of the tax year	5	
6	Enter your adjusted basis in the stock at the end of the tax year	6	
7	Excess Subtract line 6 from line 5. If a gain, stop here. Include this amount as ordinary income on your tax return. If a loss, go to line 8.	7	
8	Enter any unreversed inclusions (as defined in section 1296(d)). See instructions.	8	
9	Enter the smaller of line 7 or line 8. Include this amount as an ordinary loss on your tax return.	9	

Part IV Distributions and Disposition of Stock in a Section 1291 Fund (See page 6 of instructions)
Complete a separate Part IV for each excess distribution

10a	Enter your total distributions from the PFIC during the current tax year. If the holding period of the PFIC stock began in the current tax year, this amount is dividend income to the extent there are accumulated earnings and profits.	10a	
b	Enter the total distributions (reduced by the portions of such distributions that were excess distributions but not included in income under section 1291(a)(1)(B)) made by the company for each of the 3 years preceding the current tax year (or if shorter, the portion of the shareholder's holding period before the current tax year).	10b	
c	Divide line 10b by 3. (See instructions if the number of preceding tax years is less than 3.)	10c	
d	Multiply line 10c by 125%. Enter the lesser of line 10a or line 10d as a dividend on your income tax return.	10d	
e	Subtract line 10d from line 10a. This amount, if more than zero, is the total excess distribution. If zero or less and you did not dispose of stock during the tax year, do not complete the rest of Part IV. See instructions if you received more than one distribution during the current tax year.	10e	
f	Enter gain or loss from the disposition of stock of a section 1291 fund or former section 1291 fund. If a gain, complete line 11. If a loss, show it in brackets and do not complete line 11.	10f	
11a	Attach a statement for each distribution and disposition. Show your holding period for each share of stock or block of shares held. Allocate the excess distribution to each day in your holding period. Add all amounts that are allocated to days in each tax year.		
b	Enter the total of the amounts determined in line 11a that are allocable to the current tax year and tax years before the foreign corporation became a PFIC (pre-PFIC tax years). Enter these amounts on your income tax return as other income.	11b	
c	Enter the aggregate increases in tax (before credits) for each tax year in your holding period (other than the current tax year and pre-PFIC years). (See instructions.)	11c	
d	Foreign tax credit. (See instructions.)	11d	
e	Subtract line 11d from line 11c. Enter this amount on your income tax return as "additional tax." (See instructions.)	11e	
f	Determine interest on each net increase in tax determined on line 11e using the rates and methods of section 6621. Enter the aggregate amount of interest here. (See instructions.)	11f	

Part V Status of Prior Year Section 1294 Elections and Termination of Section 1294 Elections
Complete a separate column for each outstanding election. Complete lines 9 and 10 only if there is a partial termination of the section 1294 election.

	(i)	(ii)	(iii)	(iv)	(v)	(vi)
1 Tax year of outstanding election	-----	-----	-----	-----	-----	-----
2 Undistributed earnings to which the election relates						
3 Deferred tax						
4 Interest accrued on deferred tax (line 3) as of the filing date						
5 Event terminating election						
6 Earnings distributed or deemed distributed during the tax year						
7 Deferred tax due with this return						
8 Accrued interest due with this return						
9 Deferred tax outstanding after partial termination of election						
10 Interest accrued after partial termination of election						

Return by a Shareholder of a Passive Foreign
Investment Company or Qualified Electing Fund

See separate instructions

Name of shareholder: JOHN S AND JAMES L KNIGHT FOUNDATION
Identifying number: 65-0464177
Number street and room or suite no: 2 SOUTH BISCAYNE BLVD, ONE BISCAYNE TOWER SUITE 3800
City or town state and ZIP code or country: MIAMI, FL 33131
Check type of shareholder filing the return: [X] Corporation
Name of passive foreign investment company (PFIC) or qualified electing fund (QEF): KRISTAL HOLDINGS LIMITED (CINEMARK BRASIL)
Employer identification number (if any): N/A
Address: C/O PROSERVICES LIMITED, ELLEN L SKELTON BUILDING FISHER'S ESTATE PO BOX 3820 ROAD TOWN TORTOLA BVI
Tax year of company or fund: 2001

Part I Elections (See instructions)

- A [X] Election To Treat the PFIC as a QEF. I, a shareholder of a PFIC, elect to treat the PFIC as a QEF
B [] Deemed Sale Election I, a shareholder on the first day of a PFIC's first tax year as a QEF, elect to recognize gain on the deemed sale of my interest in the PFIC
C [] Deemed Dividend Election. I, a shareholder on the first day of a PFIC's first tax year as a QEF that is a controlled foreign corporation (CFC), elect to treat an amount equal to my share of the post-1986 earnings and profits of the CFC as an excess distribution
D [] Election To Extend Time For Payment of Tax I, a shareholder of a QEF, elect to extend the time for payment of tax on the undistributed earnings and profits of the QEF until this election is terminated
E [] Election To Recognize Gain on Deemed Sale of PFIC I, a shareholder of a former PFIC, elect to treat as an excess distribution the gain recognized on the deemed sale of my interest in the PFIC, or, if I qualify, my share of the PFIC's post-1986 earnings and profits deemed distributed, on the last day of its last tax year as a PFIC under section 1297(a)
F [] Election To Mark-to-Market PFIC Stock I, a shareholder of a PFIC, elect to mark-to-market the PFIC stock that is marketable within the meaning of section 1296(e)

Part II Income From a Qualified Electing Fund (QEF). All QEF shareholders complete lines 1a through 2c. If you are making Election D, also complete lines 3a through 4c. (See page 5 of instructions)

Table with 5 columns: Description, 1a, 1b, 1c, 2a, 2b, 2c, 3a, 3b, 3c, 3d, 3e, 4a, 4b, 4c. Rows include: 1a Enter your pro rata share of the ordinary earnings of the QEF; 1b Enter the portion of line 1a that is included in income under section 551 or 951 or that may be excluded under section 1293(g); 1c Subtract line 1b from line 1a; 2a Enter your pro rata share of the total net capital gain of the QEF; 2b Enter the portion of line 2a that is included in income under section 551 or 951 or that may be excluded under section 1293(g); 2c Subtract line 2b from line 2a; 3a Add lines 1c and 2c; 3b Enter the total amount of cash and the fair market value of other property distributed or deemed distributed to you during the tax year of the QEF; 3c Enter the portion of line 3a not already included in line 3b that is attributable to shares in the QEF that you disposed of, pledged, or otherwise transferred during the tax year; 3d Add lines 3b and 3c; 3e Subtract line 3d from line 3a, and enter the difference (if zero or less, enter amount in brackets); 4a Enter the total tax for the tax year (See instructions); 4b Enter the total tax for the tax year determined without regard to the amount entered on line 3e; 4c Subtract line 4b from line 4a. This is the deferred tax, the time for payment of which is extended by making Election D. See instructions.

Part III Gain or (Loss) From Mark-to-Market Election (See page 5 of instructions)

5	Enter the fair market value of your PFIC stock at the end of the tax year	5	
6	Enter your adjusted basis in the stock at the end of the tax year	6	
7	Excess Subtract line 6 from line 5. If a gain, stop here. Include this amount as ordinary income on your tax return. If a loss, go to line 8.	7	
8	Enter any unreversed inclusions (as defined in section 1296(d)). See instructions.	8	
9	Enter the smaller of line 7 or line 8. Include this amount as an ordinary loss on your tax return.	9	

Part IV Distributions and Disposition of Stock in a Section 1291 Fund (See page 6 of instructions)

Complete a separate Part IV for each excess distribution

10a	Enter your total distributions from the PFIC during the current tax year. If the holding period of the PFIC stock began in the current tax year, this amount is dividend income to the extent there are accumulated earnings and profits.	10a	
b	Enter the total distributions (reduced by the portions of such distributions that were excess distributions but not included in income under section 1291(a)(1)(B)) made by the company for each of the 3 years preceding the current tax year (or if shorter, the portion of the shareholder's holding period before the current tax year).	10b	
c	Divide line 10b by 3. (See instructions if the number of preceding tax years is less than 3).	10c	
d	Multiply line 10c by 125%. Enter the lesser of line 10a or line 10d as a dividend on your income tax return.	10d	
e	Subtract line 10d from line 10a. This amount, if more than zero, is the total excess distribution if zero or less and you did not dispose of stock during the tax year, do not complete the rest of Part IV. See instructions if you received more than one distribution during the current tax year.	10e	
f	Enter gain or loss from the disposition of stock of a section 1291 fund or former section 1291 fund. If a gain, complete line 11. If a loss, show it in brackets and do not complete line 11.	10f	
11a	Attach a statement for each distribution and disposition. Show your holding period for each share of stock or block of shares held. Allocate the excess distribution to each day in your holding period. Add all amounts that are allocated to days in each tax year.		
b	Enter the total of the amounts determined in line 11a that are allocable to the current tax year and tax years before the foreign corporation became a PFIC (pre-PFIC tax years). Enter these amounts on your income tax return as other income.	11b	
c	Enter the aggregate increases in tax (before credits) for each tax year in your holding period (other than the current tax year and pre-PFIC years). (See instructions)	11c	
d	Foreign tax credit. (See instructions)	11d	
e	Subtract line 11d from line 11c. Enter this amount on your income tax return as "additional tax." (See instructions)	11e	
f	Determine interest on each net increase in tax determined on line 11e using the rates and methods of section 6621. Enter the aggregate amount of interest here. (See instructions)	11f	

Part V Status of Prior Year Section 1294 Elections and Termination of Section 1294 Elections

Complete a separate column for each outstanding election. Complete lines 9 and 10 only if there is a partial termination of the section 1294 election

	(i)	(ii)	(iii)	(iv)	(v)	(vi)
1 Tax year of outstanding election						
2 Undistributed earnings to which the election relates						
3 Deferred tax						
4 Interest accrued on deferred tax (line 3) as of the filing date						
5 Event terminating election						
6 Earnings distributed or deemed distributed during the tax year						
7 Deferred tax due with this return						
8 Accrued interest due with this return						
9 Deferred tax outstanding after partial termination of election						
10 Interest accrued after partial termination of election						

Return by a Shareholder of a Passive Foreign Investment Company or Qualified Electing Fund

See separate instructions

Name of shareholder JOHN S AND JAMES L. KNIGHT FOUNDATION	Identifying number (see page 2 of instructions) 65-0464177
Number, street, and room or suite no. (If a P.O. box, see page 2 of instructions) 2 SOUTH BISCAYNE BLVD, ONE BISCAYNE TOWER SUITE 3800	Shareholder tax year: calendar year 20 <u>01</u> or other tax year beginning _____, 20 and ending _____, 20
City or town, state, and ZIP code or country MIAMI, FL 33131	
Check type of shareholder filing the return: <input type="checkbox"/> Individual <input checked="" type="checkbox"/> Corporation <input type="checkbox"/> Partnership <input type="checkbox"/> S Corporation <input type="checkbox"/> Nongrantor Trust <input type="checkbox"/> Estate	
Name of passive foreign investment company (PFIC) or qualified electing fund (QEF) JOELY INTERNATIONAL HOLDINGS LTD (SENDERO)	Employer identification number (if any) N/A
Address (Enter number, street, city or town, and country) C/O OVERSEAS MANAGEMENT COMPANY, PO BOX 3152 ROAD TOWN TORTOLA BVI	Tax year of company or fund: calendar year 20 <u>01</u> or other tax year beginning _____, 20 and ending _____, 20

Part I Elections (See instructions)

- A **Election To Treat the PFIC as a QEF.** I, a shareholder of a PFIC, elect to treat the PFIC as a QEF. Complete lines 1a through 2c of Part II.
- B **Deemed Sale Election.** I, a shareholder on the first day of a PFIC's first tax year as a QEF, elect to recognize gain on the deemed sale of my interest in the PFIC. Enter gain or loss on line 10f of Part IV.
- C **Deemed Dividend Election.** I, a shareholder on the first day of a PFIC's first tax year as a QEF that is a controlled foreign corporation (CFC), elect to treat an amount equal to my share of the post-1986 earnings and profits of the CFC as an excess distribution. Enter this amount on line 10e.
- D **Election To Extend Time For Payment of Tax.** I, a shareholder of a QEF, elect to extend the time for payment of tax on the undistributed earnings and profits of the QEF until this election is terminated. Complete lines 3a through 4c of Part II to calculate the tax that may be deferred.
Note: If any portion of line 1a or line 2a of Part II is includible under section 551 or 951, you may not make this election. Also, see sections 1294(c) and 1294(f) and the related regulations for events that terminate this election.
- E **Election To Recognize Gain on Deemed Sale of PFIC.** I, a shareholder of a former PFIC, elect to treat as an excess distribution the gain recognized on the deemed sale of my interest in the PFIC, or, if I qualify, my share of the PFIC's post-1986 earnings and profits deemed distributed, on the last day of its last tax year as a PFIC under section 1297(a). Enter gain on line 10f of Part IV.
- F **Election To Mark-to-Market PFIC Stock.** I, a shareholder of a PFIC, elect to mark-to-market the PFIC stock that is marketable within the meaning of section 1296(e). Complete Part III.

Part II Income From a Qualified Electing Fund (QEF). All QEF shareholders complete lines 1a through 2c. If you are making Election D, also complete lines 3a through 4c. (See page 5 of instructions)

1a Enter your pro rata share of the ordinary earnings of the QEF	1a	3,779	
b Enter the portion of line 1a that is included in income under section 551 or 951 or that may be excluded under section 1293(g)	1b		
c Subtract line 1b from line 1a. Enter this amount on your tax return as dividend income	1c		3,779
2a Enter your pro rata share of the total net capital gain of the QEF	2a		
b Enter the portion of line 2a that is included in income under section 551 or 951 or that may be excluded under section 1293(g)	2b		
c Subtract line 2b from line 2a. This amount is a net long-term capital gain. Enter this amount in Part II of the Schedule D used for your income tax return. (See instructions)	2c		
3a Add lines 1c and 2c	3a		
b Enter the total amount of cash and the fair market value of other property distributed or deemed distributed to you during the tax year of the QEF. (See instructions)	3b		
c Enter the portion of line 3a not already included in line 3b that is attributable to shares in the QEF that you disposed of, pledged, or otherwise transferred during the tax year	3c		
d Add lines 3b and 3c	3d		
e Subtract line 3d from line 3a, and enter the difference (if zero or less, enter amount in brackets)	3e		
<i>Important: If line 3e is greater than zero and no portion of line 1b or 2a is includible in income under section 551 or 951, you may make Election D with respect to the amount on line 3e.</i>			
4a Enter the total tax for the tax year. (See instructions)	4a		
b Enter the total tax for the tax year determined without regard to the amount entered on line 3e	4b		
c Subtract line 4b from line 4a. This is the deferred tax, the time for payment of which is extended by making Election D. See instructions	4c		

Part III Gain or (Loss) From Mark-to-Market Election (See page 5 of instructions)

5	Enter the fair market value of your PFIC stock at the end of the tax year	5	
6	Enter your adjusted basis in the stock at the end of the tax year	6	
7	Excess Subtract line 6 from line 5. If a gain, stop here. Include this amount as ordinary income on your tax return. If a loss, go to line 8.	7	
8	Enter any unreversed inclusions (as defined in section 1296(d)). See instructions.	8	
9	Enter the smaller of line 7 or line 8. Include this amount as an ordinary loss on your tax return.	9	

Part IV Distributions and Disposition of Stock in a Section 1291 Fund (See page 6 of instructions)
Complete a separate Part IV for each excess distribution

10a	Enter your total distributions from the PFIC during the current tax year. If the holding period of the PFIC stock began in the current tax year, this amount is dividend income to the extent there are accumulated earnings and profits.	10a	
b	Enter the total distributions (reduced by the portions of such distributions that were excess distributions but not included in income under section 1291(a)(1)(B)) made by the company for each of the 3 years preceding the current tax year (or if shorter, the portion of the shareholder's holding period before the current tax year).	10b	
c	Divide line 10b by 3. (See instructions if the number of preceding tax years is less than 3.)	10c	
d	Multiply line 10c by 125%. Enter the lesser of line 10a or line 10d as a dividend on your income tax return.	10d	
e	Subtract line 10d from line 10a. This amount, if more than zero, is the total excess distribution. If zero or less and you did not dispose of stock during the tax year, do not complete the rest of Part IV. See instructions if you received more than one distribution during the current tax year.	10e	
f	Enter gain or loss from the disposition of stock of a section 1291 fund or former section 1291 fund. If a gain, complete line 11. If a loss, show it in brackets and do not complete line 11.	10f	
11a	Attach a statement for each distribution and disposition. Show your holding period for each share of stock or block of shares held. Allocate the excess distribution to each day in your holding period. Add all amounts that are allocated to days in each tax year.		
b	Enter the total of the amounts determined in line 11a that are allocable to the current tax year and tax years before the foreign corporation became a PFIC (pre-PFIC tax years). Enter these amounts on your income tax return as other income.	11b	
c	Enter the aggregate increases in tax (before credits) for each tax year in your holding period (other than the current tax year and pre-PFIC years). (See instructions.)	11c	
d	Foreign tax credit. (See instructions.)	11d	
e	Subtract line 11d from line 11c. Enter this amount on your income tax return as "additional tax." (See instructions.)	11e	
f	Determine interest on each net increase in tax determined on line 11e using the rates and methods of section 6621. Enter the aggregate amount of interest here. (See instructions.)	11f	

Part V Status of Prior Year Section 1294 Elections and Termination of Section 1294 Elections
Complete a separate column for each outstanding election. Complete lines 9 and 10 only if there is a partial termination of the section 1294 election.

	(i)	(ii)	(iii)	(iv)	(v)	(vi)
1 Tax year of outstanding election	-----	-----	-----	-----	-----	-----
2 Undistributed earnings to which the election relates						
3 Deferred tax						
4 Interest accrued on deferred tax (line 3) as of the filing date						
5 Event terminating election						
6 Earnings distributed or deemed distributed during the tax year						
7 Deferred tax due with this return						
8 Accrued interest due with this return						
9 Deferred tax outstanding after partial termination of election						
10 Interest accrued after partial termination of election						

Return by a Shareholder of a Passive Foreign Investment Company or Qualified Electing Fund

▶ See separate instructions

Name of shareholder JOHN S AND JAMES L KNIGHT FOUNDATION		Identifying number (see page 2 of instructions) 65-0464177
Number, street, and room or suite no. (If a P.O. box, see page 2 of instructions) 2 SOUTH BISCAYNE BLVD, ONE BISCAYNE TOWER SUITE 3800		Shareholder tax year: calendar year 20 01 or other tax year beginning _____, 20 and ending _____, 20
City or town, state, and ZIP code or country MIAMI, FL 33131		
Check type of shareholder filing the return: <input type="checkbox"/> Individual <input type="checkbox"/> Corporation <input type="checkbox"/> Partnership <input type="checkbox"/> S Corporation <input type="checkbox"/> Nongrantor Trust <input type="checkbox"/> Estate		
Name of passive foreign investment company (PFIC) or qualified electing fund (QEF) AREMIA FINANCIAL CONSULTANTS LTD (OFFICENET)		Employer identification number (if any) N/A
Address (Enter number, street, city or town, and country) C/O OVERSEAS MANAGEMENT COMPANY, PO BOX 3152 ROAD TOWN TORTOLA BVI		Tax year of company or fund: calendar year 20 01 or other tax year beginning _____, 20 and ending _____, 20

Part I Elections (See instructions)

- A **Election To Treat the PFIC as a QEF**. I, a shareholder of a PFIC, elect to treat the PFIC as a QEF. *Complete lines 1a through 2c of Part II*
- B **Deemed Sale Election**. I, a shareholder on the first day of a PFIC's first tax year as a QEF, elect to recognize gain on the deemed sale of my interest in the PFIC. *Enter gain or loss on line 10f of Part IV*
- C **Deemed Dividend Election**. I, a shareholder on the first day of a PFIC's first tax year as a QEF that is a controlled foreign corporation (CFC), elect to treat an amount equal to my share of the post-1986 earnings and profits of the CFC as an excess distribution. *Enter this amount on line 10e*
- D **Election To Extend Time For Payment of Tax**. I, a shareholder of a QEF, elect to extend the time for payment of tax on the undistributed earnings and profits of the QEF until this election is terminated. *Complete lines 3a through 4c of Part II to calculate the tax that may be deferred*
Note: If any portion of line 1a or line 2a of Part II is includible under section 551 or 951, you may **not** make this election. Also, see sections 1294(c) and 1294(f) and the related regulations for events that terminate this election.
- E **Election To Recognize Gain on Deemed Sale of PFIC**. I, a shareholder of a former PFIC, elect to treat as an excess distribution the gain recognized on the deemed sale of my interest in the PFIC, or, if I qualify, my share of the PFIC's post-1986 earnings and profits deemed distributed, on the last day of its last tax year as a PFIC under section 1297(a). *Enter gain on line 10f of Part IV*
- F **Election To Mark-to-Market PFIC Stock**. I, a shareholder of a PFIC, elect to mark-to-market the PFIC stock that is marketable within the meaning of section 1296(e). *Complete Part III*

Part II Income From a Qualified Electing Fund (QEF). All QEF shareholders complete lines 1a through 2c. If you are making Election D, also complete lines 3a through 4c. (See page 5 of instructions.)

1a Enter your pro rata share of the ordinary earnings of the QEF	1a	0	
b Enter the portion of line 1a that is included in income under section 551 or 951 or that may be excluded under section 1293(g)	1b		
c Subtract line 1b from line 1a. Enter this amount on your tax return as dividend income			1c
2a Enter your pro rata share of the total net capital gain of the QEF	2a		
b Enter the portion of line 2a that is included in income under section 551 or 951 or that may be excluded under section 1293(g)	2b		
c Subtract line 2b from line 2a. This amount is a net long-term capital gain. Enter this amount in Part II of the Schedule D used for your income tax return. (See instructions)			2c
3a Add lines 1c and 2c			3a
b Enter the total amount of cash and the fair market value of other property distributed or deemed distributed to you during the tax year of the QEF. (See instructions)	3b		
c Enter the portion of line 3a not already included in line 3b that is attributable to shares in the QEF that you disposed of, pledged or otherwise transferred during the tax year	3c		
d Add lines 3b and 3c			3d
e Subtract line 3d from line 3a, and enter the difference (if zero or less, enter amount in brackets)			3e
Important: If line 3e is greater than zero, and no portion of line 1a or 2a is includible in income under section 551 or 951, you may make Election D with respect to the amount on line 3e.			
4a Enter the total tax for the tax year. (See instructions)	4a		
b Enter the total tax for the tax year determined without regard to the amount entered on line 3e	4b		
c Subtract line 4b from line 4a. This is the deferred tax, the time for payment of which is extended by making Election D. See instructions			4c

Part III Gain or (Loss) From Mark-to-Market Election (See page 5 of instructions)

5	Enter the fair market value of your PFIC stock at the end of the tax year	5
6	Enter your adjusted basis in the stock at the end of the tax year	6
7	Excess Subtract line 6 from line 5. If a gain, stop here. Include this amount as ordinary income on your tax return. If a loss, go to line 8	7
8	Enter any unreversed inclusions (as defined in section 1296(d)). See instructions	8
9	Enter the smaller of line 7 or line 8. Include this amount as an ordinary loss on your tax return	9

Part IV Distributions and Disposition of Stock in a Section 1291 Fund (See page 6 of instructions)
Complete a separate Part IV for each excess distribution

10a	Enter your total distributions from the PFIC during the current tax year. If the holding period of the PFIC stock began in the current tax year, this amount is dividend income to the extent there are accumulated earnings and profits	10a
b	Enter the total distributions (reduced by the portions of such distributions that were excess distributions but not included in income under section 1291(a)(1)(B)) made by the company for each of the 3 years preceding the current tax year (or if shorter, the portion of the shareholder's holding period before the current tax year)	10b
c	Divide line 10b by 3. (See instructions if the number of preceding tax years is less than 3)	10c
d	Multiply line 10c by 125%. Enter the lesser of line 10a or line 10d as a dividend on your income tax return	10d
e	Subtract line 10d from line 10a. This amount, if more than zero, is the total excess distribution. If zero or less and you did not dispose of stock during the tax year, do not complete the rest of Part IV. See instructions if you received more than one distribution during the current tax year	10e
f	Enter gain or loss from the disposition of stock of a section 1291 fund or former section 1291 fund. If a gain, complete line 11. If a loss, show it in brackets and do not complete line 11	10f
11a	Attach a statement for each distribution and disposition. Show your holding period for each share of stock or block of shares held. Allocate the excess distribution to each day in your holding period. Add all amounts that are allocated to days in each tax year	
b	Enter the total of the amounts determined in line 11a that are allocable to the current tax year and tax years before the foreign corporation became a PFIC (pre-PFIC tax years). Enter these amounts on your income tax return as other income	11b
c	Enter the aggregate increases in tax (before credits) for each tax year in your holding period (other than the current tax year and pre-PFIC years). (See instructions)	11c
d	Foreign tax credit. (See instructions)	11d
e	Subtract line 11d from line 11c. Enter this amount on your income tax return as "additional tax". (See instructions)	11e
f	Determine interest on each net increase in tax determined on line 11e using the rates and methods of section 6621. Enter the aggregate amount of interest here. (See instructions)	11f

Part V Status of Prior Year Section 1294 Elections and Termination of Section 1294 Elections
Complete a separate column for each outstanding election. Complete lines 9 and 10 only if there is a partial termination of the section 1294 election

	(i)	(ii)	(iii)	(iv)	(v)	(vi)
1 Tax year of outstanding election	-----	-----	-----	-----	-----	-----
2 Undistributed earnings to which the election relates						
3 Deferred tax						
4 Interest accrued on deferred tax (line 3) as of the filing date						
5 Event terminating election						
6 Earnings distributed or deemed distributed during the tax year						
7 Deferred tax due with this return						
8 Accrued interest due with this return						
9 Deferred tax outstanding after partial termination of election		-----				
10 Interest accrued after partial termination of election						

Return by a Shareholder of a Passive Foreign Investment Company or Qualified Electing Fund

OMB No. 545-1002

▶ See separate instructions

Attachment
Sequence No. **69**

Name of shareholder John S. AND James L. Knight Foundation	Identifying number (see page 2 of instructions) 65-0464177
Number, street, and room or suite no. (If a P.O. box, see page 2 of instructions) 2 South Biscayne Blvd One Biscayne Tower Suite 300	Shareholder tax year (calendar year 20 01 or other tax year beginning 20 and ending 20)
City or town, state, and ZIP code or country Miami, FL 33131	
Check type of shareholder filing the return: <input type="checkbox"/> Individual <input checked="" type="checkbox"/> Corporation <input type="checkbox"/> Partnership <input type="checkbox"/> S Corporation <input type="checkbox"/> Nongrantor Trust <input type="checkbox"/> Estate	Employer identification number (if any) NONE
Name of passive foreign investment company (PFIC) or qualified electing fund (QEF) HMTF-LA VENEZUELA CABLE, LTD	Tax year of company or fund (calendar year 20 01 or other tax year beginning 20 and ending 20)
Address (Enter number, street, city or town, and country) C/O HMTF-LA I QUALIFIED CABLE, LP 200 CRESCENT COURT, SUITE 1600, DALLAS, TX 75201	

Part I Elections (See instructions)

- A **Election To Treat the PFIC as a QEF.** I, a shareholder of a PFIC, elect to treat the PFIC as a QEF. *Complete lines 1a through 2c of Part II.*
- B **Deemed Sale Election.** I, a shareholder on the first day of a PFIC's first tax year as a QEF, elect to recognize gain on the deemed sale of my interest in the PFIC. *Enter gain or loss on line 10f of Part IV.*
- C **Deemed Dividend Election.** I, a shareholder on the first day of a PFIC's first tax year as a QEF that is a controlled foreign corporation (CFC), elect to treat an amount equal to my share of the post-1986 earnings and profits of the CFC as an excess distribution. *Enter this amount on line 10e.*
- D **Election To Extend Time For Payment of Tax.** I, a shareholder of a QEF, elect to extend the time for payment of tax on the undistributed earnings and profits of the QEF until this election is terminated. *Complete lines 3a through 4c of Part II to calculate the tax that may be deferred.*
Note: If any portion of line 1a or line 2a of Part II is includible under section 551 or 951, you may not make this election. Also see sections 1294(c) and 1294(f) and the related regulations for events that terminate this election.
- E **Election To Recognize Gain on Deemed Sale of PFIC.** I, a shareholder of a former PFIC, elect to treat as an excess distribution the gain recognized on the deemed sale of my interest in the PFIC, or, if I qualify, my share of the PFIC's post-1986 earnings and profits deemed distributed, on the last day of its last tax year as a PFIC under section 1297(a). *Enter gain on line 10f of Part IV.*
- F **Election To Mark-to-Market PFIC Stock.** I, a shareholder of a PFIC, elect to mark-to-market the PFIC stock that is marketable within the meaning of section 1296(e). *Complete Part III.*

Part II Income From a Qualified Electing Fund (QEF). All QEF shareholders complete lines 1a through 2c. If you are making Election D, also complete lines 3a through 4c. (See page 5 of instructions.)

1 a Enter your pro rata share of the ordinary earnings of the QEF	1 a	NONE		
b Enter the portion of line 1a that is included in income under section 551 or 951 or that may be excluded under section 1293(g)	1 b			
c Subtract line 1b from line 1a. Enter this amount on your tax return as dividend income	1 c	NONE		
2 a Enter your pro rata share of the total net capital gain of the QEF	2 a	NONE		
b Enter the portion of line 2a that is included in income under section 551 or 951 or that may be excluded under section 1293(g)	2 b			
c Subtract line 2b from line 2a. This amount is a net long-term capital gain. Enter this amount in Part II of the Schedule D used for your income tax return. (See instructions)	2 c	NONE		
3 a Add lines 1c and 2c	3 a			
b Enter the total amount of cash and the fair market value of other property distributed or deemed distributed to you during the tax year of the QEF. (See instructions)	3 b			
c Enter the portion of line 3a not already included in line 3b that is attributable to shares in the QEF that you disposed of, pledged, or otherwise transferred during the tax year	3 c			
d Add lines 3b and 3c	3 d			
e Subtract line 3d from line 3a, and enter the difference (if zero or less, enter amount in brackets)	3 e			
<i>Important: If line 3e is greater than zero, and no portion of line 1a or 2a is includible in income under section 551 or 951, you may make Election D with respect to the amount on line 3e.</i>				
4 a Enter the total tax for the tax year. (See instructions)	4 a			
b Enter the total tax for the tax year determined without regard to the amount entered on line 3e	4 b			
c Subtract line 4b from line 4a. This is the deferred tax, the time for payment of which is extended by making Election D. See instructions	4 c			

JSA
1C1856 2 000

Part III Gain or (Loss) From Mark-to-Market Election (See page 5 of instructions)

5	Enter the fair market value of your PFIC stock at the end of the tax year	5
6	Enter your adjusted basis in the stock at the end of the tax year	6
7	Excess Subtract line 6 from line 5. If a gain, stop here. Include this amount as ordinary income on your tax return. If a loss, go to line 8	7
8	Enter any unreversed inclusions (as defined in section 1296(d)). See instructions	8
9	Enter the smaller of line 7 or line 8. Include this amount as an ordinary loss on your tax return	9

Part IV Distributions and Disposition of Stock in a Section 1291 Fund (See page 6 of instructions)

Complete a separate Part IV for each excess distribution

10a	Enter your total distributions from the PFIC during the current tax year. If the holding period of the PFIC stock began in the current tax year, this amount is dividend income to the extent there are accumulated earnings and profits	10a
b	Enter the total distributions (reduced by the portions of such distributions that were excess distributions but not included in income under section 1291(a)(1)(B)) made by the company for each of the 3 years preceding the current tax year (or if shorter, the portion of the shareholder's holding period before the current tax year)	10b
c	Divide line 10b by 3 (See instructions if the number of preceding tax years is less than 3)	10c
d	Multiply line 10c by 125%. Enter the lesser of line 10a or line 10d as a dividend on your income tax return	10d
e	Subtract line 10d from line 10a. This amount, if more than zero, is the total excess distribution. If zero or less and you did not dispose of stock during the tax year, do not complete the rest of Part IV. See instructions if you received more than one distribution during the current tax year	10e
f	Enter gain or loss from the disposition of stock of a section 1291 fund or former section 1291 fund. If a gain, complete line 11. If a loss, show it in brackets and do not complete line 11	10f
11a	Attach a statement for each distribution and disposition. Show your holding period for each share of stock or block of shares held. Allocate the excess distribution to each day in your holding period. Add all amounts that are allocated to days in each tax year	
b	Enter the total of the amounts determined in line 11a that are allocable to the current tax year and tax years before the foreign corporation became a PFIC (pre-PFIC tax years). Enter these amounts on your income tax return as other income	11b
c	Enter the aggregate increases in tax (before credits) for each tax year in your holding period (other than the current tax year and pre-PFIC years). (See instructions)	11c
d	Foreign tax credit. (See instructions)	11d
e	Subtract line 11d from line 11c. Enter this amount on your income tax return as "additional tax." (See instructions)	11e
f	Determine interest on each net increase in tax determined on line 11e using the rates and methods of section 6621. Enter the aggregate amount of interest here. (See instructions)	11f

Part V Status of Prior Year Section 1294 Elections and Termination of Section 1294 Elections

Complete a separate column for each outstanding election. Complete lines 9 and 10 only if there is a partial termination of the section 1294 election

	(i)	(ii)	(iii)	(iv)	(v)	(vi)
1 Tax year of outstanding election						
2 Undistributed earnings to which the election relates						
3 Deferred tax						
4 Interest accrued on deferred tax (line 3) as of the filing date						
5 Event terminating election						
6 Earnings distributed or deemed distributed during the tax year						
7 Deferred tax due with this return						
8 Accrued interest due with this return						
9 Deferred tax outstanding after partial termination of election						
10 Interest accrued after partial termination of election						

**Return by a Shareholder of a Passive Foreign
 Investment Company or Qualified Electing Fund**

OMB No 1545-1002

Attachment
 Sequence No **69**

▶ See separate instructions

Name of shareholder
John S And James L. Knight Foundation

Identifying number (see page 2 of instructions)
65-0464177

Number, street, and room or suite no. (If a P.O. box, see page 2 of instructions)
2 South Biscayne Blvd One Biscayne Town Suite 3800

Shareholder tax year: calendar year 20 **01** or other tax year beginning _____, 20 _____ and ending _____, 20 _____

City or town, state, and ZIP code or country
Miami, FL 33131

Check type of shareholder filing the return: Individual Corporation Partnership S Corporation Nongrantor Trust Estate

Name of passive foreign investment company (PFIC) or qualified electing fund (QEF)
REDE BRASIL, S A

Employer identification number (if any)

Address (Enter number, street, city or town, and country)
**C/O HMTF-LA I QUALIFIED CABLE LP
 200 CRESCENT COURT, SUITE 1600, DALLAS, TX 75201**

Tax year of company or fund: calendar year 20 ____ or other tax year beginning **1/1** _____, 20 **01** _____ and ending **12/30** _____, 20 **01** _____

Part I Elections (See instructions)

- A **Election To Treat the PFIC as a QEF.** I, a shareholder of a PFIC, elect to treat the PFIC as a QEF. Complete lines 1a through 2c of Part II
- B **Deemed Sale Election.** I, a shareholder on the first day of a PFIC's first tax year as a QEF, elect to recognize gain on the deemed sale of my interest in the PFIC. Enter gain or loss on line 10f of Part IV
- C **Deemed Dividend Election.** I, a shareholder on the first day of a PFIC's first tax year as a QEF that is a controlled foreign corporation (CFC), elect to treat an amount equal to my share of the post-1986 earnings and profits of the CFC as an excess distribution. Enter this amount on line 10e
- D **Election To Extend Time For Payment of Tax.** I, a shareholder of a QEF, elect to extend the time for payment of tax on the undistributed earnings and profits of the QEF until this election is terminated. Complete lines 3a through 4c of Part II to calculate the tax that may be deferred. Note: If any portion of line 1a or line 2a of Part II is includible under section 551 or 951, you may not make this election. Also, see sections 1294(c) and 1294(f) and the related regulations for events that terminate this election
- E **Election To Recognize Gain on Deemed Sale of PFIC.** I, a shareholder of a former PFIC, elect to treat as an excess distribution the gain recognized on the deemed sale of my interest in the PFIC, or, if I qualify, my share of the PFIC's post-1986 earnings and profits deemed distributed, on the last day of its last tax year as a PFIC under section 1297(a). Enter gain on line 10f of Part IV
- F **Election To Mark-to-Market PFIC Stock.** I, a shareholder of a PFIC, elect to mark-to-market the PFIC stock that is marketable within the meaning of section 1296(e). Complete Part III

Part II Income From a Qualified Electing Fund (QEF). All QEF shareholders complete lines 1a through 2c. If you are making Election D, also complete lines 3a through 4c. (See page 5 of instructions)

1a	Enter your pro rata share of the ordinary earnings of the QEF	1a	NONE	
b	Enter the portion of line 1a that is included in income under section 551 or 951 or that may be excluded under section 1293(g)	1b		
c	Subtract line 1b from line 1a. Enter this amount on your tax return as dividend income	1c	NONE	
2a	Enter your pro rata share of the total net capital gain of the QEF	2a	NONE	
b	Enter the portion of line 2a that is included in income under section 551 or 951 or that may be excluded under section 1293(g)	2b		
c	Subtract line 2b from line 2a. This amount is a net long-term capital gain. Enter this amount in Part II of the Schedule D used for your income tax return. (See instructions)	2c	NONE	
3a	Add lines 1c and 2c	3a		
b	Enter the total amount of cash and the fair market value of other property distributed or deemed distributed to you during the tax year of the QEF. (See instructions)	3b		
c	Enter the portion of line 3a not already included in line 3b that is attributable to shares in the QEF that you disposed of, pledged, or otherwise transferred during the tax year	3c		
d	Add lines 3b and 3c	3d		
e	Subtract line 3d from line 3a, and enter the difference (if zero or less, enter amount in brackets)	3e		
Important: If line 3e is greater than zero, and no portion of line 1a or 2a is includible in income under section 551 or 951, you may make Election D with respect to the amount on line 3e				
4a	Enter the total tax for the tax year. (See instructions)	4a		
b	Enter the total tax for the tax year determined without regard to the amount entered on line 3e	4b		
c	Subtract line 4b from line 4a. This is the deferred tax, the time for payment of which is extended by making Election D. See instructions	4c		

Part III Gain or (Loss) From Mark-to-Market Election (See page 5 of instructions)

5	Enter the fair market value of your PFIC stock at the end of the tax year	5
6	Enter your adjusted basis in the stock at the end of the tax year	6
7	Excess Subtract line 6 from line 5. If a gain, stop here. Include this amount as ordinary income on your tax return. If a loss, go to line 8.	7
8	Enter any unreversed inclusions (as defined in section 1296(d)). See instructions.	8
9	Enter the smaller of line 7 or line 8. Include this amount as an ordinary loss on your tax return.	9

Part IV Distributions and Disposition of Stock in a Section 1291 Fund (See page 6 of instructions)
 Complete a separate Part IV for each excess distribution

10a	Enter your total distributions from the PFIC during the current tax year. If the holding period of the PFIC stock began in the current tax year, this amount is dividend income to the extent there are accumulated earnings and profits.	10a
b	Enter the total distributions (reduced by the portions of such distributions that were excess distributions but not included in income under section 1291(a)(1)(B)) made by the company for each of the 3 years preceding the current tax year (or if shorter, the portion of the shareholder's holding period before the current tax year).	10b
c	Divide line 10b by 3. (See instructions if the number of preceding tax years is less than 3).	10c
d	Multiply line 10c by 125%. Enter the lesser of line 10a or line 10d as a dividend on your income tax return.	10d
e	Subtract line 10d from line 10a. This amount, if more than zero, is the total excess distribution. If zero or less and you did not dispose of stock during the tax year, do not complete the rest of Part IV. See instructions if you received more than one distribution during the current tax year.	10e
f	Enter gain or loss from the disposition of stock of a section 1291 fund or former section 1291 fund. If a gain, complete line 11. If a loss, show it in brackets and do not complete line 11.	10f
11a	Attach a statement for each distribution and disposition. Show your holding period for each share of stock or block of shares held. Allocate the excess distribution to each day in your holding period. Add all amounts that are allocated to days in each tax year.	
b	Enter the total of the amounts determined in line 11a that are allocable to the current tax year and tax years before the foreign corporation became a PFIC (pre-PFIC tax years). Enter these amounts on your income tax return as other income.	11b
c	Enter the aggregate increases in tax (before credits) for each tax year in your holding period (other than the current tax year and pre-PFIC years). (See instructions).	11c
d	Foreign tax credit. (See instructions).	11d
e	Subtract line 11d from line 11c. Enter this amount on your income tax return as "additional tax." (See instructions).	11e
f	Determine interest on each net increase in tax determined on line 11e using the rates and methods of section 6621. Enter the aggregate amount of interest here. (See instructions).	11f

Part V Status of Prior Year Section 1294 Elections and Termination of Section 1294 Elections
 Complete a separate column for each outstanding election. Complete lines 9 and 10 only if there is a partial termination of the section 1294 election.

	(i)	(ii)	(iii)	(iv)	(v)	(vi)
1 Tax year of outstanding election	-----	-----	-----	-----	-----	-----
2 Undistributed earnings to which the election relates						
3 Deferred tax						
4 Interest accrued on deferred tax (line 3) as of the filing date						
5 Event terminating election						
6 Earnings distributed or deemed distributed during the tax year						
7 Deferred tax due with this return						
8 Accrued interest due with this return						
9 Deferred tax outstanding after partial termination of election						
10 Interest accrued after partial termination of election						

**Return by a Shareholder of a Passive Foreign
 Investment Company or Qualified Electing Fund**

OMB No 1545 1002

Attachment
 Sequence No 69

▶ See separate instructions

Name of shareholder John S And James L Knight Foundation	Identifying number (see page 2 of instructions) 65-0464177
Number, street, and room or suite no. (If a P.O. box, see page 2 of instructions) 2 South Biscayne Blvd, One Biscayne Tower Suite 3800	Shareholder tax year: calendar year 20 <u>01</u> or other tax year beginning 20 and ending 20
City or town, state, and ZIP code or country Miami, FL 33131	
Check type of shareholder filing the return: <input type="checkbox"/> Individual <input type="checkbox"/> Corporation <input type="checkbox"/> Partnership <input type="checkbox"/> S Corporation <input type="checkbox"/> Nongrantor Trust <input type="checkbox"/> Estate	
Name of passive foreign investment company (PFIC) or qualified electing fund (QEF) HMTF-LA VENEZUELA CABLE, LTD	Employer identification number (if any) NONE
Address (Enter number, street, city or town, and country) C/O HMTF LA I QUALIFIED CABLE LP 200 CRESCENT COURT, SUITE 1600, DALLAS, TX 75201	Tax year of company or fund: calendar year 20 <u>01</u> or other tax year beginning _____ 20 _____ and ending _____ 20 _____

Part I Elections (See instructions)

- A **Election To Treat the PFIC as a QEF**. I, a shareholder of a PFIC, elect to treat the PFIC as a QEF. Complete lines 1a through 2c of Part II
- B **Deemed Sale Election**. I, a shareholder on the first day of a PFIC's first tax year as a QEF, elect to recognize gain on the deemed sale of my interest in the PFIC. Enter gain or loss on line 10f of Part IV
- C **Deemed Dividend Election**. I, a shareholder on the first day of a PFIC's first tax year as a QEF that is a controlled foreign corporation (CFC), elect to treat an amount equal to my share of the post-1986 earnings and profits of the CFC as an excess distribution. Enter this amount on line 10e
- D **Election To Extend Time For Payment of Tax**. I, a shareholder of a QEF, elect to extend the time for payment of tax on the undistributed earnings and profits of the QEF until this election is terminated. Complete lines 3a through 4c of Part II to calculate the tax that may be deferred. Note: If any portion of line 1a or line 2a of Part II is includible under section 551 or 951, you may not make this election. Also, see sections 1294(c) and 1294(f) and the related regulations for events that terminate this election.
- E **Election To Recognize Gain on Deemed Sale of PFIC**. I, a shareholder of a former PFIC, elect to treat as an excess distribution the gain recognized on the deemed sale of my interest in the PFIC, or, if I qualify, my share of the PFIC's post-1986 earnings and profits deemed distributed, on the last day of its last tax year as a PFIC under section 1297(a). Enter gain on line 10f of Part IV
- F **Election To Mark-to-Market PFIC Stock**. I, a shareholder of a PFIC, elect to mark-to-market the PFIC stock that is marketable within the meaning of section 1296(e). Complete Part III

Part II Income From a Qualified Electing Fund (QEF). All QEF shareholders complete lines 1a through 2c. If you are making Election D, also complete lines 3a through 4c. (See page 5 of instructions)

1a Enter your pro rata share of the ordinary earnings of the QEF	1a	NONE		
b Enter the portion of line 1a that is included in income under section 551 or 951 or that may be excluded under section 1293(g)	1b			
c Subtract line 1b from line 1a. Enter this amount on your tax return as dividend income	1c	NONE		
2a Enter your pro rata share of the total net capital gain of the QEF	2a	NONE		
b Enter the portion of line 2a that is included in income under section 551 or 951 or that may be excluded under section 1293(g)	2b			
c Subtract line 2b from line 2a. This amount is a net long-term capital gain. Enter this amount in Part II of the Schedule D used for your income tax return. (See instructions)	2c	NONE		
3a Add lines 1c and 2c.	3a			
b Enter the total amount of cash and the fair market value of other property distributed or deemed distributed to you during the tax year of the QEF. (See instructions)	3b			
c Enter the portion of line 3a not already included in line 3b that is attributable to shares in the QEF that you disposed of, pledged, or otherwise transferred during the tax year	3c			
d Add lines 3b and 3c	3d			
e Subtract line 3d from line 3a, and enter the difference (if zero or less, enter amount in brackets)	3e			
Important: If line 3e is greater than zero, and no portion of line 1a or 2a is includible in income under section 551 or 951, you may make Election D with respect to the amount on line 3e.				
4a Enter the total tax for the tax year. (See instructions.)	4a			
b Enter the total tax for the tax year determined without regard to the amount entered on line 3e	4b			
c Subtract line 4b from line 4a. This is the deferred tax, the time for payment of which is extended by making Election D. See instructions	4c			

JSA
1C1856 2 000

Part III Gain or (Loss) From Mark-to-Market Election (See page 5 of instructions)

5	Enter the fair market value of your PFIC stock at the end of the tax year	5
6	Enter your adjusted basis in the stock at the end of the tax year	6
7	Excess Subtract line 6 from line 5. If a gain, stop here. Include this amount as ordinary income on your tax return. If a loss, go to line 8	7
8	Enter any unreversed inclusions (as defined in section 1296(d)). See instructions	8
9	Enter the smaller of line 7 or line 8. Include this amount as an ordinary loss on your tax return.	9

Part IV Distributions and Disposition of Stock in a Section 1291 Fund (See page 6 of instructions)
 Complete a separate Part IV for each excess distribution

10a	Enter your total distributions from the PFIC during the current tax year. If the holding period of the PFIC stock began in the current tax year, this amount is dividend income to the extent there are accumulated earnings and profits	10a
b	Enter the total distributions (reduced by the portions of such distributions that were excess distributions but not included in income under section 1291(a)(1)(B)) made by the company for each of the 3 years preceding the current tax year (or if shorter, the portion of the shareholder's holding period before the current tax year)	10b
c	Divide line 10b by 3 (See instructions if the number of preceding tax years is less than 3)	10c
d	Multiply line 10c by 125%. Enter the lesser of line 10a or line 10d as a dividend on your income tax return	10d
e	Subtract line 10d from line 10a. This amount, if more than zero, is the total excess distribution. If zero or less and you did not dispose of stock during the tax year, do not complete the rest of Part IV. See instructions if you received more than one distribution during the current tax year	10e
f	Enter gain or loss from the disposition of stock of a section 1291 fund or former section 1291 fund. If a gain, complete line 11. If a loss, show it in brackets and do not complete line 11	10f
11a	Attach a statement for each distribution and disposition. Show your holding period for each share of stock or block of shares held. Allocate the excess distribution to each day in your holding period. Add all amounts that are allocated to days in each tax year	
b	Enter the total of the amounts determined in line 11a that are allocable to the current tax year and tax years before the foreign corporation became a PFIC (pre-PFIC tax years). Enter these amounts on your income tax return as other income	11b
c	Enter the aggregate increases in tax (before credits) for each tax year in your holding period (other than the current tax year and pre-PFIC years). (See instructions)	11c
d	Foreign tax credit (See instructions)	11d
e	Subtract line 11d from line 11c. Enter this amount on your income tax return as "additional tax" (See instructions)	11e
f	Determine interest on each net increase in tax determined on line 11e using the rates and methods of section 6621. Enter the aggregate amount of interest here (See instructions)	11f

Part V Status of Prior Year Section 1294 Elections and Termination of Section 1294 Elections
 Complete a separate column for each outstanding election. Complete lines 9 and 10 only if there is a partial termination of the section 1294 election

	(i)	(ii)	(iii)	(iv)	(v)	(vi)
1 Tax year of outstanding election	-----	-----	-----	-----	-----	-----
2 Undistributed earnings to which the election relates						
3 Deferred tax						
4 Interest accrued on deferred tax (line 3) as of the filing date						
5 Event terminating election						
6 Earnings distributed or deemed distributed during the tax year						
7 Deferred tax due with this return						
8 Accrued interest due with this return						
9 Deferred tax outstanding after partial termination of election						
10 Interest accrued after partial termination of election						

**Return by a Shareholder of a Passive Foreign
 Investment Company or Qualified Electing Fund**

OMB No. 545-1002

Attachment
 Sequence No. **69**

▶ See separate instructions

Name of shareholder John S And James L. Knight Foundation		Identifying number (see page 2 of instructions) 65-0464177
Number, street and room or suite no. (If a P.O. box, see page 2 of instructions) 2 South Biscayne Blvd, One Biscayne Tower Suite 300		Shareholder tax year: calendar year 20 01 or other tax year
City or town, state and ZIP code or country Miami, FL 33131		beginning 20 and ending 20
Check type of shareholder filing the return: <input type="checkbox"/> Individual <input checked="" type="checkbox"/> Corporation <input type="checkbox"/> Partnership <input type="checkbox"/> S Corporation <input type="checkbox"/> Nongrantor Trust <input type="checkbox"/> Estate		
Name of passive foreign investment company (PFIC) or qualified electing fund (QEF) HMTF-LA VENEZUELA CABLE, LTD.		Employer identification number (if any) NONE
Address (Enter number, street, city or town, and country) C/O HMTF-LA I QUALIFIED CABLE, L.P. 200 CRESCENT COURT, STE 1600, DALLAS, TX 75201		Tax year of company or fund: calendar year 20 01 or other tax year beginning 20 and ending 20

Part I Elections (See instructions)

- A **Election To Treat the PFIC as a QEF.** I, a shareholder of a PFIC, elect to treat the PFIC as a QEF. Complete lines 1a through 2c of Part II
- B **Deemed Sale Election.** I, a shareholder on the first day of a PFIC's first tax year as a QEF, elect to recognize gain on the deemed sale of my interest in the PFIC. Enter gain or loss on line 10f of Part IV
- C **Deemed Dividend Election.** I, a shareholder on the first day of a PFIC's first tax year as a QEF that is a controlled foreign corporation (CFC), elect to treat an amount equal to my share of the post-1986 earnings and profits of the CFC as an excess distribution. Enter this amount on line 10e
- D **Election To Extend Time For Payment of Tax.** I, a shareholder of a QEF, elect to extend the time for payment of tax on the undistributed earnings and profits of the QEF until this election is terminated. Complete lines 3a through 4c of Part II to calculate the tax that may be deferred.
 Note: If any portion of line 1a or line 2a of Part II is includible under section 551 or 951, you may not make this election. Also see sections 1294(c) and 1294(f) and the related regulations for events that terminate this election.
- E **Election To Recognize Gain on Deemed Sale of PFIC.** I, a shareholder of a former PFIC, elect to treat as an excess distribution the gain recognized on the deemed sale of my interest in the PFIC, or, if I qualify, my share of the PFIC's post-1986 earnings and profits deemed distributed, on the last day of its last tax year as a PFIC under section 1297(a). Enter gain on line 10f of Part IV
- F **Election To Mark-to-Market PFIC Stock.** I, a shareholder of a PFIC, elect to mark-to-market the PFIC stock that is marketable within the meaning of section 1296(e). Complete Part III

Part II Income From a Qualified Electing Fund (QEF). All QEF shareholders complete lines 1a through 2c. If you are making Election D, also complete lines 3a through 4c. (See page 5 of instructions.)

1a Enter your pro rata share of the ordinary earnings of the QEF	1a	NONE
b Enter the portion of line 1a that is included in income under section 551 or 951 or that may be excluded under section 1293(g)	1b	
c Subtract line 1b from line 1a. Enter this amount on your tax return as dividend income	1c	NONE
2a Enter your pro rata share of the total net capital gain of the QEF	2a	NONE
b Enter the portion of line 2a that is included in income under section 551 or 951 or that may be excluded under section 1293(g)	2b	
c Subtract line 2b from line 2a. This amount is a net long-term capital gain. Enter this amount in Part II of the Schedule D used for your income tax return. (See instructions)	2c	NONE
3a Add lines 1c and 2c	3a	
b Enter the total amount of cash and the fair market value of other property distributed or deemed distributed to you during the tax year of the QEF. (See instructions)	3b	
c Enter the portion of line 3a not already included in line 3b that is attributable to shares in the QEF that you disposed of, pledged, or otherwise transferred during the tax year	3c	
d Add lines 3b and 3c	3d	
e Subtract line 3d from line 3a, and enter the difference (if zero or less, enter amount in brackets)	3e	
Important: If line 3e is greater than zero, and no portion of line 1a or 2a is includible in income under section 551 or 951, you may make Election D with respect to the amount on line 3e.		
4a Enter the total tax for the tax year. (See instructions)	4a	
b Enter the total tax for the tax year determined without regard to the amount entered on line 3e	4b	
c Subtract line 4b from line 4a. This is the deferred tax, the time for payment of which is extended by making Election D. See instructions	4c	

Part III Gain or (Loss) From Mark-to-Market Election (See page 5 of instructions)

5	Enter the fair market value of your PFIC stock at the end of the tax year	5
6	Enter your adjusted basis in the stock at the end of the tax year	6
7	Excess Subtract line 6 from line 5. If a gain, stop here. Include this amount as ordinary income on your tax return. If a loss, go to line 8.	7
8	Enter any unreversed inclusions (as defined in section 1296(d)). See instructions.	8
9	Enter the smaller of line 7 or line 8. Include this amount as an ordinary loss on your tax return.	9

Part IV Distributions and Disposition of Stock in a Section 1291 Fund (See page 6 of instructions)

Complete a separate Part IV for each excess distribution

10a	Enter your total distributions from the PFIC during the current tax year. If the holding period of the PFIC stock began in the current tax year, this amount is dividend income to the extent there are accumulated earnings and profits.	10a
b	Enter the total distributions (reduced by the portions of such distributions that were excess distributions but not included in income under section 1291(a)(1)(B)) made by the company for each of the 3 years preceding the current tax year (or if shorter, the portion of the shareholder's holding period before the current tax year).	10b
c	Divide line 10b by 3. (See instructions if the number of preceding tax years is less than 3.)	10c
d	Multiply line 10c by 125%. Enter the lesser of line 10a or line 10d as a dividend on your income tax return.	10d
e	Subtract line 10d from line 10a. This amount, if more than zero, is the total excess distribution. If zero or less and you did not dispose of stock during the tax year, do not complete the rest of Part IV. See instructions if you received more than one distribution during the current tax year.	10e
f	Enter gain or loss from the disposition of stock of a section 1291 fund or former section 1291 fund. If a gain, complete line 11. If a loss, show it in brackets and do not complete line 11.	10f
11a	Attach a statement for each distribution and disposition. Show your holding period for each share of stock or block of shares held. Allocate the excess distribution to each day in your holding period. Add all amounts that are allocated to days in each tax year.	
b	Enter the total of the amounts determined in line 11a that are allocable to the current tax year and tax years before the foreign corporation became a PFIC (pre-PFIC tax years). Enter these amounts on your income tax return as other income.	11b
c	Enter the aggregate increases in tax (before credits) for each tax year in your holding period (other than the current tax year and pre-PFIC years). (See instructions.)	11c
d	Foreign tax credit. (See instructions.)	11d
e	Subtract line 11d from line 11c. Enter this amount on your income tax return as "additional tax." (See instructions.)	11e
f	Determine interest on each net increase in tax determined on line 11e using the rates and methods of section 6621. Enter the aggregate amount of interest here. (See instructions.)	11f

Part V Status of Prior Year Section 1294 Elections and Termination of Section 1294 Elections

Complete a separate column for each outstanding election. Complete lines 9 and 10 only if there is a partial termination of the section 1294 election.

	(i)	(ii)	(iii)	(iv)	(v)	(vi)
1 Tax year of outstanding election						
2 Undistributed earnings to which the election relates						
3 Deferred tax						
4 Interest accrued on deferred tax (line 3) as of the filing date						
5 Event terminating election						
6 Earnings distributed or deemed distributed during the tax year						
7 Deferred tax due with this return						
8 Accrued interest due with this return						
9 Deferred tax outstanding after partial termination of election						
10 Interest accrued after partial termination of election						

**Return by a Shareholder of a Passive Foreign
 Investment Company or Qualified Electing Fund**

OMB No 1545 1002

Attachment
 Sequence No **69**

▶ See separate instructions

Name of shareholder John S And James Knight Foundation		Identifying number (see page 2 of instructions) 65-0464177
Number, street, and room or suite no. (If a P.O. box, see page 2 of instructions) 2 Biscayne Blvd One Biscayne Tower Suite 3800		Shareholder tax year: calendar year 20 01 or other tax year
City or town, state, and ZIP code or country Miami, FL 33131		beginning 20 and ending 20
Check type of shareholder filing the return: <input type="checkbox"/> Individual <input checked="" type="checkbox"/> Corporation <input type="checkbox"/> Partnership <input type="checkbox"/> S Corporation <input type="checkbox"/> Nongrantor Trust <input type="checkbox"/> Estate		
Name of passive foreign investment company (PFIC) or qualified electing fund (QEF) REDE BRASIL S A		Employer identification number (if any) NONE
Address (Enter number, street, city or town, and country) C/O HMTF-LA I QUALIFIED CABLE, L.P. 200 CRESCENT COURT, STE 1600, DALLAS, TX 75201		Tax year of company or fund: calendar year 20 ___ or other tax year beginning 1/1 20 01 and ending 12/30 20 01

Part I Elections (See instructions)

- A **Election To Treat the PFIC as a QEF.** I, a shareholder of a PFIC, elect to treat the PFIC as a QEF. Complete lines 1a through 2c of Part II.
- B **Deemed Sale Election.** I, a shareholder on the first day of a PFIC's first tax year as a QEF, elect to recognize gain on the deemed sale of my interest in the PFIC. Enter gain or loss on line 10f of Part IV.
- C **Deemed Dividend Election.** I, a shareholder on the first day of a PFIC's first tax year as a QEF that is a controlled foreign corporation (CFC), elect to treat an amount equal to my share of the post-1986 earnings and profits of the CFC as an excess distribution. Enter this amount on line 10e.
- D **Election To Extend Time For Payment of Tax.** I, a shareholder of a QEF, elect to extend the time for payment of tax on the undistributed earnings and profits of the QEF until this election is terminated. Complete lines 3a through 4c of Part II to calculate the tax that may be deferred. Note: If any portion of line 1a or line 2a of Part II is includible under section 551 or 951, you may not make this election. Also, see sections 1294(c) and 1294(f) and the related regulations for events that terminate this election.
- E **Election To Recognize Gain on Deemed Sale of PFIC.** I, a shareholder of a former PFIC, elect to treat as an excess distribution the gain recognized on the deemed sale of my interest in the PFIC, or, if I qualify, my share of the PFIC's post-1986 earnings and profits deemed distributed, on the last day of its last tax year as a PFIC under section 1297(a). Enter gain on line 10f of Part IV.
- F **Election To Mark-to-Market PFIC Stock.** I, a shareholder of a PFIC, elect to mark-to-market the PFIC stock that is marketable within the meaning of section 1296(e). Complete Part III.

Part II Income From a Qualified Electing Fund (QEF). All QEF shareholders complete lines 1a through 2c. If you are making Election D, also complete lines 3a through 4c. (See page 5 of instructions.)

1a Enter your pro rata share of the ordinary earnings of the QEF	1a	NONE		
b Enter the portion of line 1a that is included in income under section 551 or 951 or that may be excluded under section 1293(g)	1b			
c Subtract line 1b from line 1a. Enter this amount on your tax return as dividend income	1c	NONE		
2a Enter your pro rata share of the total net capital gain of the QEF	2a	NONE		
b Enter the portion of line 2a that is included in income under section 551 or 951 or that may be excluded under section 1293(g)	2b			
c Subtract line 2b from line 2a. This amount is a net long-term capital gain. Enter this amount in Part II of the Schedule D used for your income tax return. (See instructions)	2c	NONE		
3a Add lines 1c and 2c	3a			
b Enter the total amount of cash and the fair market value of other property distributed or deemed distributed to you during the tax year of the QEF. (See instructions)	3b			
c Enter the portion of line 3a not already included in line 3b that is attributable to shares in the QEF that you disposed of, pledged, or otherwise transferred during the tax year	3c			
d Add lines 3b and 3c	3d			
e Subtract line 3d from line 3a, and enter the difference (if zero or less, enter amount in brackets)	3e			
Important: If line 3e is greater than zero, and no portion of line 1a or 2a is includible in income under section 551 or 951, you may make Election D with respect to the amount on line 3e.				
4a Enter the total tax for the tax year. (See instructions)	4a			
b Enter the total tax for the tax year determined without regard to the amount entered on line 3e	4b			
c Subtract line 4b from line 4a. This is the deferred tax, the time for payment of which is extended by making Election D. See instructions	4c			

Part III Gain or (Loss) From Mark-to-Market Election (See page 5 of instructions)

5	Enter the fair market value of your PFIC stock at the end of the tax year	5	
6	Enter your adjusted basis in the stock at the end of the tax year	6	
7	Excess. Subtract line 6 from line 5. If a gain, stop here. Include this amount as ordinary income on your tax return. If a loss, go to line 8.	7	
8	Enter any unreversed inclusions (as defined in section 1296(d)). See instructions.	8	
9	Enter the smaller of line 7 or line 8. Include this amount as an ordinary loss on your tax return.	9	

Part IV Distributions and Disposition of Stock in a Section 1291 Fund (See page 6 of instructions)
Complete a separate Part IV for each excess distribution.

10a	Enter your total distributions from the PFIC during the current tax year. If the holding period of the PFIC stock began in the current tax year, this amount is dividend income to the extent there are accumulated earnings and profits.	10a	
b	Enter the total distributions (reduced by the portions of such distributions that were excess distributions but not included in income under section 1291(a)(1)(B)) made by the company for each of the 3 years preceding the current tax year (or if shorter, the portion of the shareholder's holding period before the current tax year).	10b	
c	Divide line 10b by 3. (See instructions if the number of preceding tax years is less than 3).	10c	
d	Multiply line 10c by 125%. Enter the lesser of line 10a or line 10d as a dividend on your income tax return.	10d	
e	Subtract line 10d from line 10a. This amount, if more than zero, is the total excess distribution. If zero or less and you did not dispose of stock during the tax year, do not complete the rest of Part IV. See instructions if you received more than one distribution during the current tax year.	10e	
f	Enter gain or loss from the disposition of stock of a section 1291 fund or former section 1291 fund. If a gain, complete line 11. If a loss, show it in brackets and do not complete line 11.	10f	
11a	Attach a statement for each distribution and disposition. Show your holding period for each share of stock or block of shares held. Allocate the excess distribution to each day in your holding period. Add all amounts that are allocated to days in each tax year.		
b	Enter the total of the amounts determined in line 11a that are allocable to the current tax year and tax years before the foreign corporation became a PFIC (pre-PFIC tax years). Enter these amounts on your income tax return as other income.	11b	
c	Enter the aggregate increases in tax (before credits) for each tax year in your holding period (other than the current tax year and pre-PFIC years). (See instructions).	11c	
d	Foreign tax credit. (See instructions).	11d	
e	Subtract line 11d from line 11c. Enter this amount on your income tax return as "additional tax." (See instructions).	11e	
f	Determine interest on each net increase in tax determined on line 11e using the rates and methods of section 6621. Enter the aggregate amount of interest here. (See instructions).	11f	

Part V Status of Prior Year Section 1294 Elections and Termination of Section 1294 Elections
Complete a separate column for each outstanding election. Complete lines 9 and 10 only if there is a partial termination of the section 1294 election.

	(i)	(ii)	(iii)	(iv)	(v)	(vi)
1 Tax year of outstanding election	-----	-----	-----	-----	-----	-----
2 Undistributed earnings to which the election relates						
3 Deferred tax						
4 Interest accrued on deferred tax (line 3) as of the filing date						
5 Event terminating election						
6 Earnings distributed or deemed distributed during the tax year						
7 Deferred tax due with this return						
8 Accrued interest due with this return						
9 Deferred tax outstanding after partial termination of election						
10 Interest accrued after partial termination of election						

Return by a Shareholder of a Passive Foreign Investment Company or Qualified Electing Fund

Department of the Treasury
Internal Revenue Service

▶ See separate instructions

Attachment
Sequence No. **69**

Name of shareholder: John S. And James L. Knight Foundation Identifying number (see page 2 of instructions): 65-0464177

Number, street, and room or suite no. (If a P.O. box, see Page 2 of instructions): 2 South Biscayne Blvd, One Biscayne Tower Suite 300 Shareholder tax year calendar year 2001 or other tax year beginning 20 and ending 20

City or town, state, and ZIP code or country:
Miami, FL 33131

Check type of shareholder filing the return: Individual Corporation Partnership S Corporation Nongrantor Trust Estate

Name of passive foreign investment company (PFIC) or qualified electing fund (QEF): HMTF-LA VENEZUELA CABLE, LTD Employer identification number (if any): NONE

Address (Enter number, street, city or town, and country): C/O HMTF-LA I QUALIFIED CABLE, LP
200 CRESCENT COURT, SUITE 1600, DALLAS, TX 75201 Tax year of company or fund calendar year 2001 or other tax year beginning 20 and ending 20

Part I Elections (See instructions)

- A **Election To Treat the PFIC as a QEF.** I, a shareholder of a PFIC, elect to treat the PFIC as a QEF. Complete lines 1a through 2c of Part II.
- B **Deemed Sale Election.** I, a shareholder on the first day of a PFIC's first tax year as a QEF, elect to recognize gain on the deemed sale of my interest in the PFIC. Enter gain or loss on line 10f of Part IV.
- C **Deemed Dividend Election.** I, a shareholder on the first day of a PFIC's first tax year as a QEF that is a controlled foreign corporation (CFC), elect to treat an amount equal to my share of the post-1986 earnings and profits of the CFC as an excess distribution. Enter this amount on line 10e.
- D **Election To Extend Time For Payment of Tax.** I, a shareholder of a QEF, elect to extend the time for payment of tax on the undistributed earnings and profits of the QEF until this election is terminated. Complete lines 3a through 4c of Part II to calculate the tax that may be deferred.
Note: If any portion of line 1a or line 2a of Part II is includible under section 551 or 951, you may not make this election. Also, see sections 1294(c) and 1294(f) and the related regulations for events that terminate this election.
- E **Election To Recognize Gain on Deemed Sale of PFIC.** I, a shareholder of a former PFIC, elect to treat as an excess distribution the gain recognized on the deemed sale of my interest in the PFIC, or, if I qualify, my share of the PFIC's post-1986 earnings and profits deemed distributed, on the last day of its last tax year as a PFIC under section 1297(a). Enter gain on line 10f of Part IV.
- F **Election To Mark-to-Market PFIC Stock.** I, a shareholder of a PFIC, elect to mark-to-market the PFIC stock that is marketable within the meaning of section 1296(e). Complete Part III.

Part II Income From a Qualified Electing Fund (QEF). All QEF shareholders complete lines 1a through 2c. If you are making Election D, also complete lines 3a through 4c. (See page 5 of instructions)

1a	Enter your pro rata share of the ordinary earnings of the QEF	1a	NONE	
b	Enter the portion of line 1a that is included in income under section 551 or 951 or that may be excluded under section 1293(g)	1b		
c	Subtract line 1b from line 1a. Enter this amount on your tax return as dividend income	1c	NONE	
2a	Enter your pro rata share of the total net capital gain of the QEF	2a	NONE	
b	Enter the portion of line 2a that is included in income under section 551 or 951 or that may be excluded under section 1293(g)	2b		
c	Subtract line 2b from line 2a. This amount is a net long-term capital gain. Enter this amount in Part II of the Schedule D used for your income tax return. (See instructions)	2c	NONE	
3a	Add lines 1c and 2c	3a		
b	Enter the total amount of cash and the fair market value of other property distributed or deemed distributed to you during the tax year of the QEF. (See instructions)	3b		
c	Enter the portion of line 3a not already included in line 3b that is attributable to shares in the QEF that you disposed of, pledged, or otherwise transferred during the tax year	3c		
d	Add lines 3b and 3c	3d		
e	Subtract line 3d from line 3a, and enter the difference (if zero or less, enter amount in brackets)	3e		
Important: If line 3e is greater than zero, and no portion of line 1a or 2a is includible in income under section 551 or 951, you may make Election D with respect to the amount on line 3e.				
4a	Enter the total tax for the tax year. (See instructions)	4a		
b	Enter the total tax for the tax year determined without regard to the amount entered on line 3e	4b		
c	Subtract line 4b from line 4a. This is the deferred tax, the time for payment of which is extended by making Election D. See instructions.	4c		

Part III Gain or (Loss) From Mark-to-Market Election (See page 5 of instructions)

5	Enter the fair market value of your PFIC stock at the end of the tax year	5
6	Enter your adjusted basis in the stock at the end of the tax year	6
7	Excess Subtract line 6 from line 5. If a gain, stop here. Include this amount as ordinary income on your tax return. If a loss, go to line 8.	7
8	Enter any unreversed inclusions (as defined in section 1296(d)). See instructions.	8
9	Enter the smaller of line 7 or line 8. Include this amount as an ordinary loss on your tax return.	9

Part IV Distributions and Disposition of Stock in a Section 1291 Fund (See page 6 of instructions)
 Complete a separate Part IV for each excess distribution

10a	Enter your total distributions from the PFIC during the current tax year. If the holding period of the PFIC stock began in the current tax year, this amount is dividend income to the extent there are accumulated earnings and profits.	10a
b	Enter the total distributions (reduced by the portions of such distributions that were excess distributions but not included in income under section 1291(a)(1)(B)) made by the company for each of the 3 years preceding the current tax year (or if shorter, the portion of the shareholder's holding period before the current tax year).	10b
c	Divide line 10b by 3 (See instructions if the number of preceding tax years is less than 3).	10c
d	Multiply line 10c by 125%. Enter the lesser of line 10a or line 10d as a dividend on your income tax return.	10d
e	Subtract line 10d from line 10a. This amount, if more than zero, is the total excess distribution. If zero or less and you did not dispose of stock during the tax year, do not complete the rest of Part IV. See instructions if you received more than one distribution during the current tax year.	10e
f	Enter gain or loss from the disposition of stock of a section 1291 fund or former section 1291 fund. If a gain, complete line 11. If a loss, show it in brackets and do not complete line 11.	10f
11a	Attach a statement for each distribution and disposition. Show your holding period for each share of stock or block of shares held. Allocate the excess distribution to each day in your holding period. Add all amounts that are allocated to days in each tax year.	
b	Enter the total of the amounts determined in line 11a that are allocable to the current tax year and tax years before the foreign corporation became a PFIC (pre-PFIC tax years). Enter these amounts on your income tax return as other income.	11b
c	Enter the aggregate increases in tax (before credits) for each tax year in your holding period (other than the current tax year and pre-PFIC years). (See instructions).	11c
d	Foreign tax credit. (See instructions).	11d
e	Subtract line 11d from line 11c. Enter this amount on your income tax return as "additional tax." (See instructions).	11e
f	Determine interest on each net increase in tax determined on line 11e using the rates and methods of section 6621. Enter the aggregate amount of interest here. (See instructions).	11f

Part V Status of Prior Year Section 1294 Elections and Termination of Section 1294 Elections
 Complete a separate column for each outstanding election. Complete lines 9 and 10 only if there is a partial termination of the section 1294 election.

	(i)	(ii)	(iii)	(iv)	(v)	(vi)
1 Tax year of outstanding election	-----	-----	-----	-----	-----	-----
2 Undistributed earnings to which the election relates						
3 Deferred tax						
4 Interest accrued on deferred tax (line 3) as of the filing date						
5 Event terminating election						
6 Earnings distributed or deemed distributed during the tax year						
7 Deferred tax due with this return						
8 Accrued interest due with this return						
9 Deferred tax outstanding after partial termination of election						
10 Interest accrued after partial termination of election						

Return by a Shareholder of a Passive Foreign Investment Company or Qualified Electing Fund

Department of the Treasury
Internal Revenue Service

▶ See separate instructions

Attachment
Sequence No. **69**

Name of shareholder: **John S. And James L. Knight Foundation** Identifying number (see page 2 of instructions): **65-0464177**

Number, street and room or suite no. (If a P.O. box, see page 2 of instructions): **2 South Biscayne Blvd, One Biscayne Tower Suite 3800** Shareholder tax year calendar year 20 **01** or other tax year beginning 20 and ending 20

City or town, state, and ZIP code or country: **Miami, FL 33131**

Check type of shareholder filing the return: Individual Corporation Partnership S Corporation Nongrantor Trust Estate

Name of passive foreign investment company (PFIC) or qualified electing fund (QEF): **REDE BRASIL S A** Employer identification number (if any): **NONE**

Address (Enter number, street, city or town, and country): **C/O HMTF-LA I QUALIFIED CABLE, LP
200 CRESCENT COURT, SUITE 1600, DALLAS, TX 75201** Tax year of company or fund calendar year 20 or other tax year beginning 01/01 ending 12/30 2001

Part I Elections (See instructions)

- A **Election To Treat the PFIC as a QEF.** I, a shareholder of a PFIC, elect to treat the PFIC as a QEF. Complete lines 1a through 2c of Part II
- B **Deemed Sale Election.** I, a shareholder on the first day of a PFIC's first tax year as a QEF, elect to recognize gain on the deemed sale of my interest in the PFIC. Enter gain or loss on line 10f of Part IV
- C **Deemed Dividend Election.** I, a shareholder on the first day of a PFIC's first tax year as a QEF that is a controlled foreign corporation (CFC), elect to treat an amount equal to my share of the post-1986 earnings and profits of the CFC as an excess distribution. Enter this amount on line 10e
- D **Election To Extend Time For Payment of Tax.** I, a shareholder of a QEF, elect to extend the time for payment of tax on the undistributed earnings and profits of the QEF until this election is terminated. Complete lines 3a through 4c of Part II to calculate the tax that may be deferred.
Note: If any portion of line 1a or line 2a of Part II is includible under section 551 or 951, you may not make this election. Also, see sections 1294(c) and 1294(f) and the related regulations for events that terminate this election
- E **Election To Recognize Gain on Deemed Sale of PFIC.** I, a shareholder of a former PFIC, elect to treat as an excess distribution the gain recognized on the deemed sale of my interest in the PFIC, or, if I qualify, my share of the PFIC's post-1986 earnings and profits deemed distributed, on the last day of its last tax year as a PFIC under section 1297(a). Enter gain on line 10f of Part IV
- F **Election To Mark-to-Market PFIC Stock.** I, a shareholder of a PFIC, elect to mark-to-market the PFIC stock that is marketable within the meaning of section 1296(e). Complete Part III

Part II Income From a Qualified Electing Fund (QEF). All QEF shareholders complete lines 1a through 2c. If you are making Election D, also complete lines 3a through 4c. (See page 5 of instructions)

1a	Enter your pro rata share of the ordinary earnings of the QEF	1 a	NONE	1 c	NONE
b	Enter the portion of line 1a that is included in income under section 551 or 951 or that may be excluded under section 1293(g)	1 b			
c	Subtract line 1b from line 1a. Enter this amount on your tax return as dividend income				
2a	Enter your pro rata share of the total net capital gain of the QEF	2 a	NONE	2 c	NONE
b	Enter the portion of line 2a that is included in income under section 551 or 951 or that may be excluded under section 1293(g)	2 b			
c	Subtract line 2b from line 2a. This amount is a net long-term capital gain. Enter this amount in Part II of the Schedule D used for your income tax return. (See instructions)				
3a	Add lines 1c and 2c	3 a		3 d	3 e
b	Enter the total amount of cash and the fair market value of other property distributed or deemed distributed to you during the tax year of the QEF. (See instructions)	3 b			
c	Enter the portion of line 3a not already included in line 3b that is attributable to shares in the QEF that you disposed of, pledged, or otherwise transferred during the tax year	3 c			
d	Add lines 3b and 3c				
e	Subtract line 3d from line 3a, and enter the difference (if zero or less, enter amount in brackets) Important: If line 3e is greater than zero, and no portion of line 1a or 2a is includible in income under section 551 or 951, you may make Election D with respect to the amount on line 3e				
4a	Enter the total tax for the tax year. (See instructions)	4 a		4 c	
b	Enter the total tax for the tax year determined without regard to the amount entered on line 3e	4 b			
c	Subtract line 4b from line 4a. This is the deferred tax, the time for payment of which is extended by making Election D. See instructions				

Part III Gain or (Loss) From Mark-to-Market Election (See page 5 of instructions)

5	Enter the fair market value of your PFIC stock at the end of the tax year	5
6	Enter your adjusted basis in the stock at the end of the tax year	6
7	Excess. Subtract line 6 from line 5. If a gain, stop here. Include this amount as ordinary income on your tax return. If a loss, go to line 8	7
8	Enter any unreversed inclusions (as defined in section 1296(d)). See instructions	8
9	Enter the smaller of line 7 or line 8. Include this amount as an ordinary loss on your tax return.	9

Part IV Distributions and Disposition of Stock in a Section 1291 Fund (See page 6 of instructions)

Complete a separate Part IV for each excess distribution

10a	Enter your total distributions from the PFIC during the current tax year. If the holding period of the PFIC stock began in the current tax year, this amount is dividend income to the extent there are accumulated earnings and profits	10a
b	Enter the total distributions (reduced by the portions of such distributions that were excess distributions but not included in income under section 1291(a)(1)(B)) made by the company for each of the 3 years preceding the current tax year (or if shorter, the portion of the shareholder's holding period before the current tax year)	10b
c	Divide line 10b by 3 (See instructions if the number of preceding tax years is less than 3)	10c
d	Multiply line 10c by 125%. Enter the lesser of line 10a or line 10d as a dividend on your income tax return	10d
e	Subtract line 10d from line 10a. This amount, if more than zero, is the total excess distribution. If zero or less and you did not dispose of stock during the tax year, do not complete the rest of Part IV. See instructions if you received more than one distribution during the current tax year	10e
f	Enter gain or loss from the disposition of stock of a section 1291 fund or former section 1291 fund. If a gain, complete line 11. If a loss, show it in brackets and do not complete line 11	10f
11a	Attach a statement for each distribution and disposition. Show your holding period for each share of stock or block of shares held. Allocate the excess distribution to each day in your holding period. Add all amounts that are allocated to days in each tax year	
b	Enter the total of the amounts determined in line 11a that are allocable to the current tax year and tax years before the foreign corporation became a PFIC (pre-PFIC tax years). Enter these amounts on your income tax return as other income	11b
c	Enter the aggregate increases in tax (before credits) for each tax year in your holding period (other than the current tax year and pre-PFIC years). (See instructions)	11c
d	Foreign tax credit. (See instructions)	11d
e	Subtract line 11d from line 11c. Enter this amount on your income tax return as "additional tax". (See instructions)	11e
f	Determine interest on each net increase in tax determined on line 11e using the rates and methods of section 6621. Enter the aggregate amount of interest here. (See instructions)	11f

Part V Status of Prior Year Section 1294 Elections and Termination of Section 1294 Elections

Complete a separate column for each outstanding election. Complete lines 9 and 10 only if there is a partial termination of the section 1294 election

	(i)	(ii)	(iii)	(iv)	(v)	(vi)
1 Tax year of outstanding election						
2 Undistributed earnings to which the election relates						
3 Deferred tax						
4 Interest accrued on deferred tax (line 3) as of the filing date						
5 Event terminating election						
6 Earnings distributed or deemed distributed during the tax year						
7 Deferred tax due with this return						
8 Accrued interest due with this return						
9 Deferred tax outstanding after partial termination of election						
10 Interest accrued after partial termination of election						

Return by a Shareholder of a Passive Foreign Investment Company or Qualified Electing Fund

▶ See separate instructions

Name of shareholder JOHN S. AND JAMES L KNIGHT FOUNDATION		Identifying number (see page 2 of instructions) 65-0464177
Number, street, and room or suite no. (If a P.O. box, see page 2 of instructions) 2 SOUTH BISCAYNE BLVD, ONE BISCAYNE TOWER SUITE 3800		Shareholder tax year: calendar year 20 01 or other tax year beginning 20 and ending 20
City or town, state, and ZIP code or country MIAMI, FL 33131		
Check type of shareholder filing the return: <input type="checkbox"/> Individual <input checked="" type="checkbox"/> Corporation <input type="checkbox"/> Partnership <input type="checkbox"/> S Corporation <input type="checkbox"/> Nongrantor Trust <input type="checkbox"/> Estate		
Name of passive foreign investment company (PFIC) or qualified electing fund (QEF) AVIVIAS S.A		Employer identification number (if any) N/A
Address (Enter number, street, city or town, and country) 204 RUE D CRIMEE ATTN MICHEL AYER 75019 PARIS FRANCE		Tax year of company or fund: calendar year 20 01 or other tax year beginning 20 and ending 20

Part I Elections (See instructions)

- A **Election To Treat the PFIC as a QEF** I, a shareholder of a PFIC, elect to treat the PFIC as a QEF. Complete lines 1a through 2c of Part II.
- B **Deemed Sale Election** I, a shareholder on the first day of a PFIC's first tax year as a QEF, elect to recognize gain on the deemed sale of my interest in the PFIC. Enter gain or loss on line 10f of Part IV.
- C **Deemed Dividend Election** I, a shareholder on the first day of a PFIC's first tax year as a QEF that is a controlled foreign corporation (CFC), elect to treat an amount equal to my share of the post-1986 earnings and profits of the CFC as an excess distribution. Enter this amount on line 10e.
- D **Election To Extend Time For Payment of Tax** I, a shareholder of a QEF, elect to extend the time for payment of tax on the undistributed earnings and profits of the QEF until this election is terminated. Complete lines 3a through 4c of Part II to calculate the tax that may be deferred.
Note: If any portion of line 1a or line 2a of Part II is includible under section 551 or 951, you may not make this election. Also, see sections 1294(c) and 1294(f) and the related regulations for events that terminate this election.
- E **Election To Recognize Gain on Deemed Sale of PFIC** I, a shareholder of a former PFIC, elect to treat as an excess distribution the gain recognized on the deemed sale of my interest in the PFIC, or, if I qualify, my share of the PFIC's post-1986 earnings and profits deemed distributed, on the last day of its last tax year as a PFIC under section 1297(a). Enter gain on line 10f of Part IV.
- F **Election To Mark-to-Market PFIC Stock** I, a shareholder of a PFIC, elect to mark-to-market the PFIC stock that is marketable within the meaning of section 1296(e). Complete Part III.

Part II Income From a Qualified Electing Fund (QEF). All QEF shareholders complete lines 1a through 2c. If you are making Election D, also complete lines 3a through 4c. (See page 5 of instructions.)

<p>1a Enter your pro rata share of the ordinary earnings of the QEF</p> <p>b Enter the portion of line 1a that is included in income under section 551 or 951 or that may be excluded under section 1293(g)</p> <p>c Subtract line 1b from line 1a. Enter this amount on your tax return as dividend income</p>	<p>1a</p> <p>1b</p> <p>1c</p>	<p>0</p> <p></p> <p>0</p>
<p>2a Enter your pro rata share of the total net capital gain of the QEF</p> <p>b Enter the portion of line 2a that is included in income under section 551 or 951 or that may be excluded under section 1293(g)</p> <p>c Subtract line 2b from line 2a. This amount is a net long-term capital gain. Enter this amount in Part II of the Schedule D used for your income tax return. (See instructions.)</p>	<p>2a</p> <p>2b</p> <p>2c</p>	<p></p> <p></p> <p></p>
<p>3a Add lines 1c and 2c</p> <p>b Enter the total amount of cash and the fair market value of other property distributed or deemed distributed to you during the tax year of the QEF. (See instructions.)</p> <p>c Enter the portion of line 3a not already included in line 3b that is attributable to shares in the QEF that you disposed of, pledged, or otherwise transferred during the tax year</p> <p>d Add lines 3b and 3c</p> <p>e Subtract line 3d from line 3a and enter the difference (if zero or less, enter amount in brackets)</p> <p><i>Important: If line 3e is greater than zero, and no portion of line 1a or 2a is includible in income under section 551 or 951, you may make Election D with respect to the amount on line 3e.</i></p>	<p>3b</p> <p>3c</p> <p>3d</p> <p>3e</p>	<p></p> <p></p> <p></p> <p></p>
<p>4a Enter the total tax for the tax year. (See instructions.)</p> <p>b Enter the total tax for the tax year determined without regard to the amount entered on line 3e</p> <p>c Subtract line 4b from line 4a. This is the deferred tax, the time for payment of which is extended by making Election D. See instructions.</p>	<p>4a</p> <p>4b</p> <p>4c</p>	<p></p> <p></p> <p></p>

Part III Gain or (Loss) From Mark-to-Market Election (See page 5 of instructions)

5	Enter the fair market value of your PFIC stock at the end of the tax year	5
6	Enter your adjusted basis in the stock at the end of the tax year	6
7	Excess Subtract line 6 from line 5. If a gain, stop here. Include this amount as ordinary income on your tax return. If a loss, go to line 8.	7
8	Enter any unreversed inclusions (as defined in section 1296(d)). See instructions.	8
9	Enter the smaller of line 7 or line 8. Include this amount as an ordinary loss on your tax return.	9

Part IV Distributions and Disposition of Stock in a Section 1291 Fund (See page 6 of instructions)
Complete a separate Part IV for each excess distribution.

10a	Enter your total distributions from the PFIC during the current tax year. If the holding period of the PFIC stock began in the current tax year, this amount is dividend income to the extent there are accumulated earnings and profits.	10a
b	Enter the total distributions (reduced by the portions of such distributions that were excess distributions but not included in income under section 1291(a)(1)(B)) made by the company for each of the 3 years preceding the current tax year (or if shorter, the portion of the shareholder's holding period before the current tax year).	10b
c	Divide line 10b by 3. (See instructions if the number of preceding tax years is less than 3).	10c
d	Multiply line 10c by 125%. Enter the lesser of line 10a or line 10d as a dividend on your income tax return.	10d
e	Subtract line 10d from line 10a. This amount, if more than zero, is the total excess distribution. If zero or less and you did not dispose of stock during the tax year, do not complete the rest of Part IV. See instructions if you received more than one distribution during the current tax year.	10e
f	Enter gain or loss from the disposition of stock of a section 1291 fund or former section 1291 fund. If a gain, complete line 11. If a loss, show it in brackets and do not complete line 11.	10f
11a	Attach a statement for each distribution and disposition. Show your holding period for each share of stock or block of shares held. Allocate the excess distribution to each day in your holding period. Add all amounts that are allocated to days in each tax year.	
b	Enter the total of the amounts determined in line 11a that are allocable to the current tax year and tax years before the foreign corporation became a PFIC (pre-PFIC tax years). Enter these amounts on your income tax return as other income.	11b
c	Enter the aggregate increases in tax (before credits) for each tax year in your holding period (other than the current tax year and pre-PFIC years). (See instructions).	11c
d	Foreign tax credit. (See instructions).	11d
e	Subtract line 11d from line 11c. Enter this amount on your income tax return as "additional tax." (See instructions).	11e
f	Determine interest on each net increase in tax determined on line 11e using the rates and methods of section 6621. Enter the aggregate amount of interest here. (See instructions).	11f

Part V Status of Prior Year Section 1294 Elections and Termination of Section 1294 Elections
Complete a separate column for each outstanding election. Complete lines 9 and 10 only if there is a partial termination of the section 1294 election.

	(i)	(ii)	(iii)	(iv)	(v)	(vi)
1 Tax year of outstanding election	-----	-----	-----	-----	-----	-----
2 Undistributed earnings to which the election relates						
3 Deferred tax						
4 Interest accrued on deferred tax (line 3) as of the filing date						
5 Event terminating election						
6 Earnings distributed or deemed distributed during the tax year						
7 Deferred tax due with this return						
8 Accrued interest due with this return						
9 Deferred tax outstanding after partial termination of election						
10 Interest accrued after partial termination of election						

Return by a Shareholder of a Passive Foreign Investment Company or Qualified Electing Fund

Department of the Treasury
Internal Revenue Service

▶ See separate instructions

Attachment
Sequence No **69**

Name of shareholder JOHN S AND JAMES L KNIGHT FOUNDATION		Identifying number (see page 2 of instructions) 65-0464177
Number, street, and room or suite no. (If a P.O. box, see page 2 of instructions) 2 SOUTH BISCAYNE BLVD, ONE BISCAYNE TOWER SUITE 3800		Shareholder tax year: calendar year 20 <u>01</u> or other tax year beginning _____, 20 and ending _____, 20
City or town, state, and ZIP code or country MIAMI, FL 33131		
Check type of shareholder filing the return: <input type="checkbox"/> Individual <input checked="" type="checkbox"/> Corporation <input type="checkbox"/> Partnership <input type="checkbox"/> S Corporation <input type="checkbox"/> Nongrantor Trust <input type="checkbox"/> Estate		
Name of passive foreign investment company (PFIC) or qualified electing fund (QEF) BIOIMAGE A/S		Employer identification number (if any) N/A
Address (Enter number, street, city or town, and country) MORKHOJ BYGADE 28 2860 SOBORG DENMARK		Tax year of company or fund: calendar year 20 <u>01</u> or other tax year beginning _____, 20 and ending _____, 20

Part I Elections (See instructions)

- A **Election To Treat the PFIC as a QEF.** I, a shareholder of a PFIC, elect to treat the PFIC as a QEF. *Complete lines 1a through 2c of Part II.*
- B **Deemed Sale Election.** I, a shareholder on the first day of a PFIC's first tax year as a QEF, elect to recognize gain on the deemed sale of my interest in the PFIC. *Enter gain or loss on line 10f of Part IV.*
- C **Deemed Dividend Election.** I, a shareholder on the first day of a PFIC's first tax year as a QEF that is a controlled foreign corporation (CFC), elect to treat an amount equal to my share of the post-1986 earnings and profits of the CFC as an excess distribution. *Enter this amount on line 10e.*
- D **Election To Extend Time For Payment of Tax.** I, a shareholder of a QEF, elect to extend the time for payment of tax on the undistributed earnings and profits of the QEF until this election is terminated. *Complete lines 3a through 4c of Part II to calculate the tax that may be deferred.*
Note: If any portion of line 1a or line 2a of Part II is includible under section 551 or 951, you may not make this election. Also, see sections 1294(c) and 1294(f) and the related regulations for events that terminate this election.
- E **Election To Recognize Gain on Deemed Sale of PFIC.** I, a shareholder of a former PFIC, elect to treat as an excess distribution the gain recognized on the deemed sale of my interest in the PFIC, or, if I qualify, my share of the PFIC's post-1986 earnings and profits deemed distributed, on the last day of its last tax year as a PFIC under section 1297(a). *Enter gain on line 10f of Part IV.*
- F **Election To Mark-to-Market PFIC Stock.** I, a shareholder of a PFIC, elect to mark-to-market the PFIC stock that is marketable within the meaning of section 1296(e). *Complete Part III.*

Part II Income From a Qualified Electing Fund (QEF). All QEF shareholders complete lines 1a through 2c. If you are making Election D, also complete lines 3a through 4c. (See page 5 of instructions.)

1a Enter your pro rata share of the ordinary earnings of the QEF	1a	0
b Enter the portion of line 1a that is included in income under section 551 or 951 or that may be excluded under section 1293(g)	1b	
c Subtract line 1b from line 1a. Enter this amount on your tax return as dividend income	1c	0
2a Enter your pro rata share of the total net capital gain of the QEF	2a	
b Enter the portion of line 2a that is included in income under section 551 or 951 or that may be excluded under section 1293(g)	2b	
c Subtract line 2b from line 2a. This amount is a net long-term capital gain. Enter this amount in Part II of the Schedule D used for your income tax return. (See instructions)	2c	
3a Add lines 1c and 2c	3a	
b Enter the total amount of cash and the fair market value of other property distributed or deemed distributed to you during the tax year of the QEF. (See instructions)	3b	
c Enter the portion of line 3a not already included in line 3b that is attributable to shares in the QEF that you disposed of, pledged, or otherwise transferred during the tax year	3c	
d Add lines 3b and 3c	3d	
e Subtract line 3d from line 3a, and enter the difference (if zero or less, enter amount in brackets)	3e	
Important: If line 3e is greater than zero and no portion of line 1a or 2a is includible in income under section 551 or 951, you may make Election D with respect to the amount on line 3e.		
4a Enter the total tax for the tax year. (See instructions)	4a	
b Enter the total tax for the tax year determined without regard to the amount entered on line 3e	4b	
c Subtract line 4b from line 4a. This is the deferred tax, the time for payment of which is extended by making Election D. See instructions	4c	

Part III Gain or (Loss) From Mark-to-Market Election (See page 5 of instructions)

5	Enter the fair market value of your PFIC stock at the end of the tax year	5	
6	Enter your adjusted basis in the stock at the end of the tax year	6	
7	Excess Subtract line 6 from line 5. If a gain, stop here. Include this amount as ordinary income on your tax return. If a loss, go to line 8.	7	
8	Enter any unreversed inclusions (as defined in section 1296(d)). See instructions.	8	
9	Enter the smaller of line 7 or line 8. Include this amount as an ordinary loss on your tax return.	9	

Part IV Distributions and Disposition of Stock in a Section 1291 Fund (See page 6 of instructions)

Complete a separate Part IV for each excess distribution

10a	Enter your total distributions from the PFIC during the current tax year. If the holding period of the PFIC stock began in the current tax year, this amount is dividend income to the extent there are accumulated earnings and profits.	10a	
b	Enter the total distributions (reduced by the portions of such distributions that were excess distributions but not included in income under section 1291(a)(1)(B)) made by the company for each of the 3 years preceding the current tax year (or if shorter, the portion of the shareholder's holding period before the current tax year).	10b	
c	Divide line 10b by 3. (See instructions if the number of preceding tax years is less than 3).	10c	
d	Multiply line 10c by 125%. Enter the lesser of line 10a or line 10d as a dividend on your income tax return.	10d	
e	Subtract line 10d from line 10a. This amount, if more than zero, is the total excess distribution. If zero or less and you did not dispose of stock during the tax year, do not complete the rest of Part IV. See instructions if you received more than one distribution during the current tax year.	10e	
f	Enter gain or loss from the disposition of stock of a section 1291 fund or former section 1291 fund. If a gain, complete line 11. If a loss, show it in brackets and do not complete line 11.	10f	
11a	Attach a statement for each distribution and disposition. Show your holding period for each share of stock or block of shares held. Allocate the excess distribution to each day in your holding period. Add all amounts that are allocated to days in each tax year.		
b	Enter the total of the amounts determined in line 11a that are allocable to the current tax year and tax years before the foreign corporation became a PFIC (pre-PFIC tax years). Enter these amounts on your income tax return as other income.	11b	
c	Enter the aggregate increases in tax (before credits) for each tax year in your holding period (other than the current tax year and pre-PFIC years). (See instructions).	11c	
d	Foreign tax credit. (See instructions).	11d	
e	Subtract line 11d from line 11c. Enter this amount on your income tax return as "additional tax." (See instructions).	11e	
f	Determine interest on each net increase in tax determined on line 11e using the rates and methods of section 6621. Enter the aggregate amount of interest here. (See instructions).	11f	

Part V Status of Prior Year Section 1294 Elections and Termination of Section 1294 Elections

Complete a separate column for each outstanding election. Complete lines 9 and 10 only if there is a partial termination of the section 1294 election.

	(i)	(ii)	(iii)	(iv)	(v)	(vi)
1 Tax year of outstanding election						
2 Undistributed earnings to which the election relates						
3 Deferred tax						
4 Interest accrued on deferred tax (line 3) as of the filing date						
5 Event terminating election						
6 Earnings distributed or deemed distributed during the tax year						
7 Deferred tax due with this return						
8 Accrued interest due with this return						
9 Deferred tax outstanding after partial termination of election						
10 Interest accrued after partial termination of election						

Return by a Shareholder of a Passive Foreign Investment Company or Qualified Electing Fund

▶ See separate instructions

Name of shareholder JOHN S AND JAMES L KNIGHT FOUNDATION Identifying number (see page 2 of instructions) 65-0464177

Number, street, and room or suite no. (If a P.O. box, see page 2 of instructions) 2 SOUTH BISCAYNE BLVD, ONE BISCAYNE TOWER SUITE 3800 Shareholder tax year: calendar year 2001 or other tax year beginning 20 and ending 20

City or town, state, and ZIP code or country MIAMI, FL 33131

Check type of shareholder filing the return: Individual Corporation Partnership S Corporation Nongrantor Trust Estate

Name of passive foreign investment company (PFIC) or qualified electing fund (QEF) IONIX PHARMACEUTICALS LIMITED Employer identification number (if any)

Address (Enter number, street, city or town, and country) CAMBRIDGE SCIENCE PARK MILTON ROAD
CAMBRIDGE CB4 0GA UNITED KINGDOM Tax year of company or fund: calendar year 2001 or other tax year beginning 20 and ending 20

Part I Elections (See instructions)

- A **Election To Treat the PFIC as a QEF.** I, a shareholder of a PFIC, elect to treat the PFIC as a QEF. *Complete lines 1a through 2c of Part II*
- B **Deemed Sale Election.** I, a shareholder on the first day of a PFIC's first tax year as a QEF, elect to recognize gain on the deemed sale of my interest in the PFIC. *Enter gain or loss on line 10f of Part IV*
- C **Deemed Dividend Election.** I, a shareholder on the first day of a PFIC's first tax year as a QEF that is a controlled foreign corporation (CFC), elect to treat an amount equal to my share of the post-1986 earnings and profits of the CFC as an excess distribution. *Enter this amount on line 10e*
- D **Election To Extend Time For Payment of Tax.** I, a shareholder of a QEF, elect to extend the time for payment of tax on the undistributed earnings and profits of the QEF until this election is terminated. *Complete lines 3a through 4c of Part II to calculate the tax that may be deferred*
Note: If any portion of line 1a or line 2a of Part II is includible under section 551 or 951, you may not make this election. Also, see sections 1294(c) and 1294(f) and the related regulations for events that terminate this election.
- E **Election To Recognize Gain on Deemed Sale of PFIC.** I, a shareholder of a former PFIC, elect to treat as an excess distribution the gain recognized on the deemed sale of my interest in the PFIC or, if I qualify, my share of the PFIC's post-1986 earnings and profits deemed distributed, on the last day of its last tax year as a PFIC under section 1297(a). *Enter gain on line 10f of Part IV*
- F **Election To Mark-to-Market PFIC Stock.** I, a shareholder of a PFIC, elect to mark-to-market the PFIC stock that is marketable within the meaning of section 1296(e). *Complete Part III*

Part II Income From a Qualified Electing Fund (QEF)

 All QEF shareholders complete lines 1a through 2c. If you are making Election D, also complete lines 3a through 4c. (See page 5 of instructions)

1a	Enter your pro rata share of the ordinary earnings of the QEF	1a	0	
b	Enter the portion of line 1a that is included in income under section 551 or 951 or that may be excluded under section 1293(g)	1b		
c	Subtract line 1b from line 1a. Enter this amount on your tax return as dividend income	1c	0	
2a	Enter your pro rata share of the total net capital gain of the QEF	2a		
b	Enter the portion of line 2a that is included in income under section 551 or 951 or that may be excluded under section 1293(g)	2b		
c	Subtract line 2b from line 2a. This amount is a net long-term capital gain. Enter this amount in Part II of the Schedule D used for your income tax return. (See instructions)	2c		
3a	Add lines 1c and 2c	3a		
b	Enter the total amount of cash and the fair market value of other property distributed or deemed distributed to you during the tax year of the QEF. (See instructions)	3b		
c	Enter the portion of line 3a not already included in line 3b that is attributable to shares in the QEF that you disposed of, pledged or otherwise transferred during the tax year	3c		
d	Add lines 3b and 3c	3d		
e	Subtract line 3d from line 3a and enter the difference (if zero or less, enter amount in brackets)	3e		
Important: If line 3e is greater than zero, and no portion of line 1a or 2a is includible in income under section 551 or 951, you may make Election D with respect to the amount on line 3e.				
4a	Enter the total tax for the tax year. (See instructions)	4a		
b	Enter the total tax for the tax year determined without regard to the amount entered on line 3e	4b		
c	Subtract line 4b from line 4a. This is the deferred tax, the time for payment of which is extended by making Election D. See instructions.	4c		

Part III Gain or (Loss) From Mark-to-Market Election (See page 5 of instructions)

5	Enter the fair market value of your PFIC stock at the end of the tax year	5	
6	Enter your adjusted basis in the stock at the end of the tax year	6	
7	Excess Subtract line 6 from line 5. If a gain, stop here. Include this amount as ordinary income on your tax return. If a loss, go to line 8	7	
8	Enter any unreversed inclusions (as defined in section 1296(d)) See instructions	8	
9	Enter the smaller of line 7 or line 8. Include this amount as an ordinary loss on your tax return	9	

Part IV Distributions and Disposition of Stock in a Section 1291 Fund (See page 6 of instructions)
Complete a separate Part IV for each excess distribution

10a	Enter your total distributions from the PFIC during the current tax year. If the holding period of the PFIC stock began in the current tax year, this amount is dividend income to the extent there are accumulated earnings and profits	10a	
b	Enter the total distributions (reduced by the portions of such distributions that were excess distributions but not included in income under section 1291(a)(1)(B)) made by the company for each of the 3 years preceding the current tax year (or if shorter, the portion of the shareholder's holding period before the current tax year)	10b	
c	Divide line 10b by 3 (See instructions if the number of preceding tax years is less than 3)	10c	
d	Multiply line 10c by 125%. Enter the lesser of line 10a or line 10d as a dividend on your income tax return	10d	
e	Subtract line 10d from line 10a. This amount, if more than zero, is the total excess distribution. If zero or less and you did not dispose of stock during the tax year, do not complete the rest of Part IV. See instructions if you received more than one distribution during the current tax year	10e	
f	Enter gain or loss from the disposition of stock of a section 1291 fund or former section 1291 fund. If a gain, complete line 11. If a loss, show it in brackets and do not complete line 11	10f	
11a	Attach a statement for each distribution and disposition. Show your holding period for each share of stock or block of shares held. Allocate the excess distribution to each day in your holding period. Add all amounts that are allocated to days in each tax year		
b	Enter the total of the amounts determined in line 11a that are allocable to the current tax year and tax years before the foreign corporation became a PFIC (pre-PFIC tax years). Enter these amounts on your income tax return as other income	11b	
c	Enter the aggregate increases in tax (before credits) for each tax year in your holding period (other than the current tax year and pre-PFIC years) (See instructions)	11c	
d	Foreign tax credit (See instructions)	11d	
e	Subtract line 11d from line 11c. Enter this amount on your income tax return as "additional tax." (See instructions)	11e	
f	Determine interest on each net increase in tax determined on line 11e using the rates and methods of section 6621. Enter the aggregate amount of interest here (See instructions)	11f	

Part V Status of Prior Year Section 1294 Elections and Termination of Section 1294 Elections
Complete a separate column for each outstanding election. Complete lines 9 and 10 only if there is a partial termination of the section 1294 election

	(i)	(ii)	(iii)	(iv)	(v)	(vi)
1 Tax year of outstanding election	-----	-----	-----	-----	-----	-----
2 Undistributed earnings to which the election relates						
3 Deferred tax						
4 Interest accrued on deferred tax (line 3) as of the filing date						
5 Event terminating election						
6 Earnings distributed or deemed distributed during the tax year						
7 Deferred tax due with this return						
8 Accrued interest due with this return						
9 Deferred tax outstanding after partial termination of election						
10 Interest accrued after partial termination of election						

**Return by a Shareholder of a Passive Foreign
 Investment Company or Qualified Electing Fund**

OMB No 1545-1002

Attachment
 Sequence No **69**

▶ See separate instructions

Name of shareholder JOHN S AND JAMES L KNIGHT FOUNDATION	Identifying number (see page 2 of instructions) 65-0464177
Number, street, and room or suite no. (If a P.O. box, see page 2 of instructions) 2 SOUTH BISCAYNE BLVD, ONE BISCAYNE TOWER SUITE 3800	Shareholder tax year: calendar year 20 01 or other tax year beginning 20 and ending 20
City or town, state, and ZIP code or country MIAMI, FL 33131	
Check type of shareholder filing the return: <input type="checkbox"/> Individual <input checked="" type="checkbox"/> Corporation <input type="checkbox"/> Partnership <input type="checkbox"/> S Corporation <input type="checkbox"/> Nongrantor Trust <input type="checkbox"/> Estate	
Name of passive foreign investment company (PFIC) or qualified electing fund (QEF) METAGEN GMBH	Employer identification number (if any) N/A
Address (Enter number, street, city or town, and country) LHENESTRASSE 63 14195 BERLIN GERMANY	Tax year of company or fund: calendar year 20 01 or other tax year beginning 20 and ending 20

Part I Elections (See instructions)

- A **Election To Treat the PFIC as a QEF.** I, a shareholder of a PFIC, elect to treat the PFIC as a QEF. *Complete lines 1a through 2c of Part II.*
- B **Deemed Sale Election.** I, a shareholder on the first day of a PFIC's first tax year as a QEF, elect to recognize gain on the deemed sale of my interest in the PFIC. *Enter gain or loss on line 10f of Part IV.*
- C **Deemed Dividend Election.** I, a shareholder on the first day of a PFIC's first tax year as a QEF that is a controlled foreign corporation (CFC), elect to treat an amount equal to my share of the post-1986 earnings and profits of the CFC as an excess distribution. *Enter this amount on line 10e.*
- D **Election To Extend Time For Payment of Tax.** I, a shareholder of a QEF, elect to extend the time for payment of tax on undistributed earnings and profits of the QEF until this election is terminated. *Complete lines 3a through 4c of Part II to calculate the tax that may be deferred.*
Note: If any portion of line 1a or line 2a of Part II is includible under section 551 or 951, you may not make this election. Also, see sections 1294(c) and 1294(f) and the related regulations for events that terminate this election.
- E **Election To Recognize Gain on Deemed Sale of PFIC.** I, a shareholder of a former PFIC, elect to treat as an excess distribution the gain recognized on the deemed sale of my interest in the PFIC, or, if I qualify, my share of the PFIC's post-1986 earnings and profits deemed distributed, on the last day of its last tax year as a PFIC under section 1297(a). *Enter gain on line 10f of Part IV.*
- F **Election To Mark-to-Market PFIC Stock.** I, a shareholder of a PFIC, elect to mark-to-market the PFIC stock that is marketed within the meaning of section 1296(e). *Complete Part III.*

Part II Income From a Qualified Electing Fund (QEF). All QEF shareholders complete lines 1a through 2c. If you are making Election D, also complete lines 3a through 4c. (See page 5 of instructions.)

1a Enter your pro rata share of the ordinary earnings of the QEF	1a	0		
b Enter the portion of line 1a that is included in income under section 551 or 951 or that may be excluded under section 1293(g)	1b			
c Subtract line 1b from line 1a. Enter this amount on your tax return as dividend income	1c			C
2a Enter your pro rata share of the total net capital gain of the QEF	2a			
b Enter the portion of line 2a that is included in income under section 551 or 951 or that may be excluded under section 1293(g)	2b			
c Subtract line 2b from line 2a. This amount is a net long-term capital gain. Enter this amount in Part II of the Schedule D used for your income tax return. (See instructions)	2c			
3a Add lines 1c and 2c	3a			
b Enter the total amount of cash and the fair market value of other property distributed or deemed distributed to you during the tax year of the QEF. (See instructions)	3b			
c Enter the portion of line 3a not already included in line 3b that is attributable to shares in the QEF that you disposed of, pledged, or otherwise transferred during the tax year	3c			
d Add lines 3b and 3c	3d			
e Subtract line 3d from line 3a, and enter the difference (if zero or less, enter amount in brackets)	3e			
Important. If line 3e is greater than zero and no portion of line 1a or 2a is includible in income under section 551 or 951, you may make Election D with respect to the amount on line 3e.				
4a Enter the total tax for the tax year. (See instructions)	4a			
b Enter the total tax for the tax year determined without regard to the amount entered on line 3e	4b			
c Subtract line 4b from line 4a. This is the deferred tax, the time for payment of which is extended by making Election D. See instructions	4c			

Part III Gain or (Loss) From Mark-to-Market Election (See page 5 of instructions)

5	Enter the fair market value of your PFIC stock at the end of the tax year	5	
6	Enter your adjusted basis in the stock at the end of the tax year	6	
7	Excess Subtract line 6 from line 5. If a gain, stop here. Include this amount as ordinary income on your tax return. If a loss, go to line 8	7	
8	Enter any unreversed inclusions (as defined in section 1296(d)). See instructions	8	
9	Enter the smaller of line 7 or line 8. Include this amount as an ordinary loss on your tax return	9	

Part IV Distributions and Disposition of Stock in a Section 1291 Fund (See page 6 of instructions)
Complete a separate Part IV for each excess distribution

10a	Enter your total distributions from the PFIC during the current tax year. If the holding period of the PFIC stock began in the current tax year, this amount is dividend income to the extent there are accumulated earnings and profits	10a	
b	Enter the total distributions (reduced by the portions of such distributions that were excess distributions but not included in income under section 1291(a)(1)(B)) made by the company for each of the 3 years preceding the current tax year (or if shorter, the portion of the shareholder's holding period before the current tax year)	10b	
c	Divide line 10b by 3 (See instructions if the number of preceding tax years is less than 3)	10c	
d	Multiply line 10c by 125%. Enter the lesser of line 10a or line 10d as a dividend on your income tax return	10d	
e	Subtract line 10d from line 10a. This amount, if more than zero, is the total excess distribution. If zero or less and you did not dispose of stock during the tax year, do not complete the rest of Part IV. See instructions if you received more than one distribution during the current tax year	10e	
f	Enter gain or loss from the disposition of stock of a section 1291 fund or former section 1291 fund. If a gain, complete line 11. If a loss, show it in brackets and do not complete line 11	10f	
11a	Attach a statement for each distribution and disposition. Show your holding period for each share of stock or block of shares held. Allocate the excess distribution to each day in your holding period. Add all amounts that are allocated to days in each tax year		
b	Enter the total of the amounts determined in line 11a that are allocable to the current tax year and tax years before the foreign corporation became a PFIC (pre-PFIC tax years). Enter these amounts on your income tax return as other income	11b	
c	Enter the aggregate increases in tax (before credits) for each tax year in your holding period (other than the current tax year and pre-PFIC years) (See instructions)	11c	
d	Foreign tax credit (See instructions)	11d	
e	Subtract line 11d from line 11c. Enter this amount on your income tax return as "additional tax." (See instructions)	11e	
f	Determine interest on each net increase in tax determined on line 11e using the rates and methods of section 6621. Enter the aggregate amount of interest here (See instructions)	11f	

Part V Status of Prior Year Section 1294 Elections and Termination of Section 1294 Elections

Complete a separate column for each outstanding election. Complete lines 9 and 10 only if there is a partial termination of the section 1294 election

	(i)	(ii)	(iii)	(iv)	(v)	(vi)
1 Tax year of outstanding election						
2 Undistributed earnings to which the election relates						
3 Deferred tax						
4 Interest accrued on deferred tax (line 3) as of the filing date						
5 Event terminating election						
6 Earnings distributed or deemed distributed during the tax year						
7 Deferred tax due with this return						
8 Accrued interest due with this return						
9 Deferred tax outstanding after partial termination of election						
10 Interest accrued after partial termination of election						

Return by a Shareholder of a Passive Foreign Investment Company or Qualified Electing Fund

▶ See separate instructions.

Name of shareholder JOHN S AND JAMES L KNIGHT FOUNDATION	Identifying number (see page 2 of instructions) 65-0464177
Number, street, and room or suite no. (If a P.O. box, see page 2 of instructions) 2 SOUTH BISCAYNE BLVD, ONE BISCAYNE TOWER SUITE 3800	Shareholder tax year: calendar year 20 01 or other tax year beginning 20 and ending 20
City or town, state, and ZIP code or country MIAMI, FL 33131	
Check type of shareholder filing the return: <input type="checkbox"/> Individual <input checked="" type="checkbox"/> Corporation <input type="checkbox"/> Partnership <input type="checkbox"/> S Corporation <input type="checkbox"/> Nongrantor Trust <input type="checkbox"/> Estate	
Name of passive foreign investment company (PFIC) or qualified electing fund (QEF) RIBOTARGETS HOLDINGS LIMITED	Employer identification number (if any) N/A
Address (Enter number, street, city or town, and country) GRANTA PARK, ABINGDON CAMBRIDGE CB1 6GB UNITED KINGDOM	Tax year of company or fund: calendar year 20 01 or other tax year beginning 20 and ending 20

Part I Elections (See instructions)

- A Election To Treat the PFIC as a QEF.** I, a shareholder of a PFIC, elect to treat the PFIC as a QEF. *Complete lines 1a through 2c of Part II.*
- B Deemed Sale Election.** I, a shareholder on the first day of a PFIC's first tax year as a QEF, elect to recognize gain on the deemed sale of my interest in the PFIC. *Enter gain or loss on line 10f of Part IV.*
- C Deemed Dividend Election.** I, a shareholder on the first day of a PFIC's first tax year as a QEF that is a controlled foreign corporation (CFC), elect to treat an amount equal to my share of the post-1986 earnings and profits of the CFC as an excess distribution. *Enter this amount on line 10e.*
- D Election To Extend Time For Payment of Tax.** I, a shareholder of a QEF, elect to extend the time for payment of tax on the undistributed earnings and profits of the QEF until this election is terminated. *Complete lines 3a through 4c of Part II to calculate the tax that may be deferred.*
Note: If any portion of line 1a or line 2a of Part II is includible under section 551 or 951, you may not make this election. Also, see sections 1294(c) and 1294(f) and the related regulations for events that terminate this election.
- E Election To Recognize Gain on Deemed Sale of PFIC.** I, a shareholder of a former PFIC, elect to treat as an excess distribution the gain recognized on the deemed sale of my interest in the PFIC, or, if I qualify, my share of the PFIC's post-1986 earnings and profits deemed distributed, on the last day of its last tax year as a PFIC under section 1297(a). *Enter gain on line 10f of Part IV.*
- F Election To Mark-to-Market PFIC Stock.** I, a shareholder of a PFIC, elect to mark-to-market the PFIC stock that is marketable within the meaning of section 1296(e). *Complete Part III.*

Part II Income From a Qualified Electing Fund (QEF). All QEF shareholders complete lines 1a through 2c. If you are making Election D, also complete lines 3a through 4c. (See page 5 of instructions.)

1a Enter your pro rata share of the ordinary earnings of the QEF	1a	0	
b Enter the portion of line 1a that is included in income under section 551 or 951 or that may be excluded under section 1293(g)	1b		
c Subtract line 1b from line 1a. Enter this amount on your tax return as dividend income	1c		0
2a Enter your pro rata share of the total net capital gain of the QEF	2a		
b Enter the portion of line 2a that is included in income under section 551 or 951 or that may be excluded under section 1293(g)	2b		
c Subtract line 2b from line 2a. This amount is a net long-term capital gain. Enter this amount in Part II of the Schedule D used for your income tax return. (See instructions.)	2c		
3a Add lines 1c and 2c	3a		
b Enter the total amount of cash and the fair market value of other property distributed or deemed distributed to you during the tax year of the QEF. (See instructions.)	3b		
c Enter the portion of line 3a not already included in line 3b that is attributable to shares in the QEF that you disposed of, pledged, or otherwise transferred during the tax year.	3c		
d Add lines 3b and 3c	3d		
e Subtract line 3d from line 3a, and enter the difference (if zero or less, enter amount in brackets)	3e		
Important: If line 3e is greater than zero and no portion of line 1a or 2a is includible in income under section 551 or 951, you may make Election D with respect to the amount on line 3e.			
4a Enter the total tax for the tax year. (See instructions.)	4a		
b Enter the total tax for the tax year determined without regard to the amount entered on line 3e.	4b		
c Subtract line 4b from line 4a. This is the deferred tax, the time for payment of which is extended by making Election D. See instructions.	4c		

Part III Gain or (Loss) From Mark-to-Market Election (See page 5 of instructions)

5	Enter the fair market value of your PFIC stock at the end of the tax year	5
6	Enter your adjusted basis in the stock at the end of the tax year	6
7	Excess Subtract line 6 from line 5. If a gain, stop here. Include this amount as ordinary income on your tax return. If a loss, go to line 8.	7
8	Enter any unreversed inclusions (as defined in section 1296(d)). See instructions.	8
9	Enter the smaller of line 7 or line 8. Include this amount as an ordinary loss on your tax return.	9

Part IV Distributions and Disposition of Stock in a Section 1291 Fund (See page 6 of instructions)

Complete a separate Part IV for each excess distribution

10a	Enter your total distributions from the PFIC during the current tax year. If the holding period of the PFIC stock began in the current tax year, this amount is dividend income to the extent there are accumulated earnings and profits.	10a
b	Enter the total distributions (reduced by the portions of such distributions that were excess distributions but not included in income under section 1291(a)(1)(B)) made by the company for each of the 3 years preceding the current tax year (or if shorter, the portion of the shareholder's holding period before the current tax year).	10b
c	Divide line 10b by 3. (See instructions if the number of preceding tax years is less than 3.)	10c
d	Multiply line 10c by 125%. Enter the lesser of line 10a or line 10d as a dividend on your income tax return.	10d
e	Subtract line 10d from line 10a. This amount, if more than zero, is the total excess distribution. If zero or less and you did not dispose of stock during the tax year, do not complete the rest of Part IV. See instructions if you received more than one distribution during the current tax year.	10e
f	Enter gain or loss from the disposition of stock of a section 1291 fund or former section 1291 fund. If a gain, complete line 11. If a loss, show it in brackets and do not complete line 11.	10f
11a	Attach a statement for each distribution and disposition. Show your holding period for each share of stock or block of shares held. Allocate the excess distribution to each day in your holding period. Add all amounts that are allocated to days in each tax year.	
b	Enter the total of the amounts determined in line 11a that are allocable to the current tax year and tax years before the foreign corporation became a PFIC (pre-PFIC tax years). Enter these amounts on your income tax return as other income.	11b
c	Enter the aggregate increases in tax (before credits) for each tax year in your holding period (other than the current tax year and pre-PFIC years). (See instructions.)	11c
d	Foreign tax credit. (See instructions.)	11d
e	Subtract line 11d from line 11c. Enter this amount on your income tax return as "additional tax." (See instructions.)	11e
f	Determine interest on each net increase in tax determined on line 11e using the rates and methods of section 6621. Enter the aggregate amount of interest here. (See instructions.)	11f

Part V Status of Prior Year Section 1294 Elections and Termination of Section 1294 Elections

Complete a separate column for each outstanding election. Complete lines 9 and 10 only if there is a partial termination of the section 1294 election

	(i)	(ii)	(iii)	(iv)	(v)	(vi)
1 Tax year of outstanding election						
2 Undistributed earnings to which the election relates						
3 Deferred tax						
4 Interest accrued on deferred tax (line 3) as of the filing date						
5 Event terminating election						
6 Earnings distributed or deemed distributed during the tax year						
7 Deferred tax due with this return						
8 Accrued interest due with this return						
9 Deferred tax outstanding after partial termination of election						
10 Interest accrued after partial termination of election						

Return by a Shareholder of a Passive Foreign Investment Company or Qualified Electing Fund

OMB No 1545 1002

Attachment Sequence No **69**

▶ See separate instructions

Name of shareholder JOHN S & JAMES L KNIGHT FOUNDATION	Identifying number (see page 2 of instructions) 65-0464177
Number, street and room or suite no (If a P O box, see page 2 of instructions) C/O BETTY CLOSSICK, 2 SOUTH BISCAYNE BOULEVARD, SUITE 380	Shareholder tax year calendar year 20 <u>01</u> or other tax year beginning _____, 20 and ending _____, 20
City or town state, and ZIP code or country MIAMI, FL 33131	
Check type of shareholder filing the return <input type="checkbox"/> Individual <input checked="" type="checkbox"/> Corporation <input type="checkbox"/> Partnership <input type="checkbox"/> S Corporation <input type="checkbox"/> Nongrantor Trust <input type="checkbox"/> Estate	
Name of passive foreign investment company (PFIC) or qualified electing fund (QEF) RED-M COMMUNICATIONS LIMITED	Employer identification number (if any) N/A
Address (Enter number street, city or town, and country) NEPTUNE HOUSE MECURY PARK WOODBUM GREEN HP10 OHH UNITED KINGDOM	Tax year of company or fund calendar year 20 <u>01</u> or other tax year beginning _____, 20 and ending _____, 20

Part I Elections (See instructions)

- A **Election To Treat the PFIC as a QEF** I, a shareholder of a PFIC, elect to treat the PFIC as a QEF *Complete lines 1a through 2c of Part II*
- B **Deemed Sale Election** I, a shareholder on the first day of a PFIC's first tax year as a QEF, elect to recognize gain on the deemed sale of my interest in the PFIC *Enter gain or loss on line 10f of Part IV*
- C **Deemed Dividend Election** I, a shareholder on the first day of a PFIC's first tax year as a QEF that is a controlled foreign corporation (CFC), elect to treat an amount equal to my share of the post-1986 earnings and profits of the CFC as an excess distribution *Enter this amount on line 10e*
- D **Election To Extend Time For Payment of Tax** I, a shareholder of a QEF, elect to extend the time for payment of tax on the undistributed earnings and profits of the QEF until this election is terminated *Complete lines 3a through 4c of Part II to calculate the tax that may be deferred*
Note If any portion of line 1a or line 2a of Part II is includible under section 551 or 951, you may not make this election Also, see sections 1294(c) and 1294(f) and the related regulations for events that terminate this election
- E **Election To Recognize Gain on Deemed Sale of PFIC** I, a shareholder of a former PFIC, elect to treat as an excess distribution the gain recognized on the deemed sale of my interest in the PFIC, or, if I qualify, my share of the PFIC's post-1986 earnings and profits deemed distributed, on the last day of its last tax year as a PFIC under section 1297(a) *Enter gain on line 10f of Part IV*
- F **Election To Mark-to-Market PFIC Stock** I, a shareholder of a PFIC, elect to mark-to-market the PFIC stock that is marketable within the meaning of section 1296(e) *Complete Part III*

Part II Income From a Qualified Electing Fund (QEF). All QEF shareholders complete lines 1a through 2c. If you are making Election D, also complete lines 3a through 4c. (See page 5 of instructions)

1a Enter your pro rata share of the ordinary earnings of the QEF	1a	0		
b Enter the portion of line 1a that is included in income under section 551 or 951 or that may be excluded under section 1293(g)	1b			
c Subtract line 1b from line 1a. Enter this amount on your tax return as dividend income			1c	
2a Enter your pro rata share of the total net capital gain of the QEF	2a			
b Enter the portion of line 2a that is included in income under section 551 or 951 or that may be excluded under section 1293(g)	2b			
c Subtract line 2b from line 2a. This amount is a net long-term capital gain. Enter this amount in Part II of the Schedule D used for your income tax return. (See instructions)			2c	
3a Add lines 1c and 2c			3a	
b Enter the total amount of cash and the fair market value of other property distributed or deemed distributed to you during the tax year of the QEF. (See instructions)	3b			
c Enter the portion of line 3a not already included in line 3b that is attributable to shares in the QEF that you disposed of, pledged, or otherwise transferred during the tax year	3c			
d Add lines 3b and 3c			3d	
e Subtract line 3d from line 3a, and enter the difference (if zero or less, enter amount in brackets)			3e	
<i>Important If line 3e is greater than zero, and no portion of line 1a or 2a is includible in income under section 551 or 951, you may make Election D with respect to the amount on line 3e</i>				
4a Enter the total tax for the tax year (See instructions)	4a			
b Enter the total tax for the tax year determined without regard to the amount entered on line 3e	4b			
c Subtract line 4b from line 4a. This is the deferred tax, the time for payment of which is extended by making Election D. See instructions			4c	

Part III Gain or (Loss) From Mark-to-Market Election (See page 5 of instructions)

5	Enter the fair market value of your PFIC stock at the end of the tax year	5	
6	Enter your adjusted basis in the stock at the end of the tax year	6	
7	Excess Subtract line 6 from line 5. If a gain, stop here . Include this amount as ordinary income on your tax return. If a loss, go to line 8.	7	
8	Enter any unreversed inclusions (as defined in section 1296(d)). See instructions.	8	
9	Enter the smaller of line 7 or line 8. Include this amount as an ordinary loss on your tax return.	9	

Part IV Distributions and Disposition of Stock in a Section 1291 Fund (See page 6 of instructions)

Complete a separate Part IV for each excess distribution

10a	Enter your total distributions from the PFIC during the current tax year. If the holding period of the PFIC stock began in the current tax year, this amount is dividend income to the extent there are accumulated earnings and profits.	10a	
b	Enter the total distributions (reduced by the portions of such distributions that were excess distributions but not included in income under section 1291(a)(1)(B)) made by the company for each of the 3 years preceding the current tax year (or if shorter, the portion of the shareholder's holding period before the current tax year).	10b	
c	Divide line 10b by 3. (See instructions if the number of preceding tax years is less than 3.)	10c	
d	Multiply line 10c by 125%. Enter the lesser of line 10a or line 10d as a dividend on your income tax return.	10d	
e	Subtract line 10d from line 10a. This amount, if more than zero, is the total excess distribution. If zero or less and you did not dispose of stock during the tax year, do not complete the rest of Part IV. See instructions if you received more than one distribution during the current tax year.	10e	
f	Enter gain or loss from the disposition of stock of a section 1291 fund or former section 1291 fund. If a gain, complete line 11. If a loss, show it in brackets and do not complete line 11.	10f	
11a	Attach a statement for each distribution and disposition. Show your holding period for each share of stock or block of shares held. Allocate the excess distribution to each day in your holding period. Add all amounts that are allocated to days in each tax year.		
b	Enter the total of the amounts determined in line 11a that are allocable to the current tax year and tax years before the foreign corporation became a PFIC (pre-PFIC tax years). Enter these amounts on your income tax return as other income.	11b	
c	Enter the aggregate increases in tax (before credits) for each tax year in your holding period (other than the current tax year and pre-PFIC years). (See instructions.)	11c	
d	Foreign tax credit. (See instructions.)	11d	
e	Subtract line 11d from line 11c. Enter this amount on your income tax return as "additional tax." (See instructions.)	11e	
f	Determine interest on each net increase in tax determined on line 11e using the rates and methods of section 6621. Enter the aggregate amount of interest here. (See instructions.)	11f	

Part V Status of Prior Year Section 1294 Elections and Termination of Section 1294 Elections

Complete a separate column for each outstanding election. Complete lines 9 and 10 only if there is a partial termination of the section 1294 election.

	(i)	(ii)	(iii)	(iv)	(v)	(vi)
1 Tax year of outstanding election	-----	-----	-----	-----	-----	-----
2 Undistributed earnings to which the election relates						
3 Deferred tax						
4 Interest accrued on deferred tax (line 3) as of the filing date						
5 Event terminating election						
6 Earnings distributed or deemed distributed during the tax year						
7 Deferred tax due with this return						
8 Accrued interest due with this return						
9 Deferred tax outstanding after partial termination of election						
10 Interest accrued after partial termination of election						

Return by a Shareholder of a Passive Foreign Investment Company or Qualified Electing Fund

OMB No 1545 1002

Attachment Sequence No **69**

▶ See separate instructions.

Name of shareholder JOHN S AND JAMES L KNIGHT FOUNDATION		Identifying number (see page 2 of instructions) 65-0464177
Number street and room or suite no (if a P O box, see page 2 of instructions) 2 SOUTH BISCAYNE BLVD, ONE BISCAYNE TOWER SUITE 3800		Shareholder tax year calendar year 20 <u>01</u> or other tax year beginning _____, 20 and ending _____, 20
City or town state, and ZIP code or country MIAMI, FL 33131		
Check type of shareholder filing the return <input type="checkbox"/> Individual <input checked="" type="checkbox"/> Corporation <input type="checkbox"/> Partnership <input type="checkbox"/> S Corporation <input type="checkbox"/> Nongrantor Trust <input type="checkbox"/> Estate		
Name of passive foreign investment company (PFIC) or qualified electing fund (QEF) ASTEX TECHNOLOGY LTD		Employer identification number (if any) N/A
Address (Enter number street, city or town and country) UNIT 250 CAMBRIDGE SCIENCE PARK MILTON ROAD CAMBRIDGE CB4 0WE UK		Tax year of company or fund calendar year 20 <u>01</u> or other tax year beginning _____, 20 and ending _____, 20

Part I Elections (See instructions)

- A **Election To Treat the PFIC as a QEF.** I, a shareholder of a PFIC, elect to treat the PFIC as a QEF. *Complete lines 1a through 2c of Part II*
- B **Deemed Sale Election.** I, a shareholder on the first day of a PFIC's first tax year as a QEF, elect to recognize gain on the deemed sale of my interest in the PFIC. *Enter gain or loss on line 10f of Part IV*
- C **Deemed Dividend Election.** I, a shareholder on the first day of a PFIC's first tax year as a QEF that is a controlled foreign corporation (CFC), elect to treat an amount equal to my share of the post-1986 earnings and profits of the CFC as an excess distribution. *Enter this amount on line 10e*
- D **Election To Extend Time For Payment of Tax.** I, a shareholder of a QEF, elect to extend the time for payment of tax on the undistributed earnings and profits of the QEF until this election is terminated. *Complete lines 3a through 4c of Part II to calculate the tax that may be deferred*
Note: If any portion of line 1a or line 2a of Part II is includible under section 551 or 951, you may not make this election. Also, see sections 1294(c) and 1294(f) and the related regulations for events that terminate this election.
- E **Election To Recognize Gain on Deemed Sale of PFIC.** I, a shareholder of a former PFIC, elect to treat as an excess distribution the gain recognized on the deemed sale of my interest in the PFIC, or, if I qualify, my share of the PFIC's post-1986 earnings and profits deemed distributed, on the last day of its last tax year as a PFIC under section 1297(a). *Enter gain on line 10f of Part IV*
- F **Election To Mark-to-Market PFIC Stock.** I, a shareholder of a PFIC, elect to mark-to-market the PFIC stock that is marketable within the meaning of section 1296(e). *Complete Part III*

Part II Income From a Qualified Electing Fund (QEF). All QEF shareholders complete lines 1a through 2c. If you are making Election D, also complete lines 3a through 4c. (See page 5 of instructions.)

1a Enter your pro rata share of the ordinary earnings of the QEF	1a	0
b Enter the portion of line 1a that is included in income under section 551 or 951 or that may be excluded under section 1293(g)	1b	
c Subtract line 1b from line 1a. Enter this amount on your tax return as dividend income.	1c	0
2a Enter your pro rata share of the total net capital gain of the QEF	2a	
b Enter the portion of line 2a that is included in income under section 551 or 951 or that may be excluded under section 1293(g)	2b	
c Subtract line 2b from line 2a. This amount is a net long-term capital gain. Enter this amount in Part II of the Schedule D used for your income tax return. (See instructions.)	2c	
3a Add lines 1c and 2c	3a	
b Enter the total amount of cash and the fair market value of other property distributed or deemed distributed to you during the tax year of the QEF. (See instructions.)	3b	
c Enter the portion of line 3a not already included in line 3b that is attributable to shares in the QEF that you disposed of, pledged or otherwise transferred during the tax year.	3c	
d Add lines 3b and 3c	3d	
e Subtract line 3d from line 3a and enter the difference (if zero or less, enter amount in brackets).	3e	
Important: If line 3e is greater than zero and no portion of line 1a or 2a is includible in income under section 551 or 951, you may make Election D with respect to the amount on line 3e.		
4a Enter the total tax for the tax year. (See instructions.)	4a	
b Enter the total tax for the tax year determined without regard to the amount entered on line 3e.	4b	
c Subtract line 4b from line 4a. This is the deferred tax, the time for payment of which is extended by making Election D. See instructions.	4c	

Part III Gain or (Loss) From Mark-to-Market Election (See page 5 of instructions)

5	Enter the fair market value of your PFIC stock at the end of the tax year	5	
6	Enter your adjusted basis in the stock at the end of the tax year	6	
7	Excess Subtract line 6 from line 5. If a gain, stop here. Include this amount as ordinary income on your tax return. If a loss, go to line 8.	7	
8	Enter any unreversed inclusions (as defined in section 1296(d)). See instructions.	8	
9	Enter the smaller of line 7 or line 8. Include this amount as an ordinary loss on your tax return.	9	

Part IV Distributions and Disposition of Stock in a Section 1291 Fund (See page 6 of instructions)
Complete a separate Part IV for each excess distribution

10a	Enter your total distributions from the PFIC during the current tax year. If the holding period of the PFIC stock began in the current tax year, this amount is dividend income to the extent there are accumulated earnings and profits.	10a	
b	Enter the total distributions (reduced by the portions of such distributions that were excess distributions but not included in income under section 1291(a)(1)(B)) made by the company for each of the 3 years preceding the current tax year (or if shorter, the portion of the shareholder's holding period before the current tax year).	10b	
c	Divide line 10b by 3. (See instructions if the number of preceding tax years is less than 3).	10c	
d	Multiply line 10c by 125%. Enter the lesser of line 10a or line 10d as a dividend on your income tax return.	10d	
e	Subtract line 10d from line 10a. This amount, if more than zero, is the total excess distribution. If zero or less and you did not dispose of stock during the tax year, do not complete the rest of Part IV. See instructions if you received more than one distribution during the current tax year.	10e	
f	Enter gain or loss from the disposition of stock of a section 1291 fund or former section 1291 fund. If a gain, complete line 11. If a loss, show it in brackets and do not complete line 11.	10f	
11a	Attach a statement for each distribution and disposition. Show your holding period for each share of stock or block of shares held. Allocate the excess distribution to each day in your holding period. Add all amounts that are allocated to days in each tax year.		
b	Enter the total of the amounts determined in line 11a that are allocable to the current tax year and tax years before the foreign corporation became a PFIC (pre-PFIC tax years). Enter these amounts on your income tax return as other income.	11b	
c	Enter the aggregate increases in tax (before credits) for each tax year in your holding period (other than the current tax year and pre-PFIC years). (See instructions).	11c	
d	Foreign tax credit. (See instructions).	11d	
e	Subtract line 11d from line 11c. Enter this amount on your income tax return as "additional tax." (See instructions).	11e	
f	Determine interest on each net increase in tax determined on line 11e using the rates and methods of section 6621. Enter the aggregate amount of interest here. (See instructions).	11f	

Part V Status of Prior Year Section 1294 Elections and Termination of Section 1294 Elections
Complete a separate column for each outstanding election. Complete lines 9 and 10 only if there is a partial termination of the section 1294 election.

	(i)	(ii)	(iii)	(iv)	(v)	(vi)
1 Tax year of outstanding election	-----	-----	-----	-----	-----	-----
2 Undistributed earnings to which the election relates						
3 Deferred tax						
4 Interest accrued on deferred tax (line 3) as of the filing date						
5 Event terminating election						
6 Earnings distributed or deemed distributed during the tax year						
7 Deferred tax due with this return						
8 Accrued interest due with this return						
9 Deferred tax outstanding after partial termination of election						
10 Interest accrued after partial termination of election						

Return by a Shareholder of a Passive Foreign Investment Company or Qualified Electing Fund

OMB No. 1545-1002

Attachment Sequence No. **69**

▶ See separate instructions

Name of shareholder JOHN S & JAMES L KNIGHT FOUNDATION	Identifying number (see page 2 of instructions) 65-0464177
Number, street, and room or suite no. (If a P.O. box, see page 2 of instructions) C/O BETTY CLOSSICK, 2 SOUTH BISCAYNE BOULEVARD, SUITE 380	Shareholder tax year: calendar year 20 01 or other tax year beginning _____, 20 and ending _____, 20
City or town, state, and ZIP code or country MIAMI, FL 33131	
Check type of shareholder filing the return: <input type="checkbox"/> Individual <input checked="" type="checkbox"/> Corporation <input type="checkbox"/> Partnership <input type="checkbox"/> S Corporation <input type="checkbox"/> Nongrantor Trust <input type="checkbox"/> Estate	
Name of passive foreign investment company (PFIC) or qualified electing fund (QEF) INPHARMATICA LTD	Employer identification number (if any) N/A
Address (Enter number, street, city or town, and country) 5TH FLOOR 60 CHARLOTTE STREET LONDON, W1T 2NU, UK	Tax year of company or fund: calendar year 20 01 or other tax year beginning _____, 20 and ending _____, 20

Part I Elections (See instructions)

- A **Election To Treat the PFIC as a QEF** I, a shareholder of a PFIC, elect to treat the PFIC as a QEF. *Complete lines 1a through 2c of Part II*
- B **Deemed Sale Election** I, a shareholder on the first day of a PFIC's first tax year as a QEF, elect to recognize gain on the deemed sale of my interest in the PFIC. *Enter gain or loss on line 10f of Part IV*
- C **Deemed Dividend Election** I, a shareholder on the first day of a PFIC's first tax year as a QEF that is a controlled foreign corporation (CFC), elect to treat an amount equal to my share of the post-1986 earnings and profits of the CFC as an excess distribution. *Enter this amount on line 10e*
- D **Election To Extend Time For Payment of Tax** I, a shareholder of a QEF, elect to extend the time for payment of tax on the undistributed earnings and profits of the QEF until this election is terminated. *Complete lines 3a through 4c of Part II to calculate the tax that may be deferred.*
Note: If any portion of line 1a or line 2a of Part II is includible under section 551 or 951, you may not make this election. Also, see sections 1294(c) and 1294(f) and the related regulations for events that terminate this election.
- E **Election To Recognize Gain on Deemed Sale of PFIC** I, a shareholder of a former PFIC, elect to treat as an excess distribution the gain recognized on the deemed sale of my interest in the PFIC, or, if I qualify, my share of the PFIC's post-1986 earnings and profits deemed distributed, on the last day of its last tax year as a PFIC under section 1297(a). *Enter gain on line 10f of Part IV*
- F **Election To Mark-to-Market PFIC Stock** I, a shareholder of a PFIC, elect to mark-to-market the PFIC stock that is marketable within the meaning of section 1296(e). *Complete Part III*

Part II Income From a Qualified Electing Fund (QEF). All QEF shareholders complete lines 1a through 2c. If you are making Election D, also complete lines 3a through 4c. (See page 5 of instructions.)

1a Enter your pro rata share of the ordinary earnings of the QEF	0			
b Enter the portion of line 1a that is included in income under section 551 or 951 or that may be excluded under section 1293(g)	1b			
c Subtract line 1b from line 1a. Enter this amount on your tax return as dividend income		1c		
2a Enter your pro rata share of the total net capital gain of the QEF	2a			
b Enter the portion of line 2a that is included in income under section 551 or 951 or that may be excluded under section 1293(g)	2b			
c Subtract line 2b from line 2a. This amount is a net long-term capital gain. Enter this amount in Part II of the Schedule D used for your income tax return. (See instructions.)		2c		
3a Add lines 1c and 2c		3a		
b Enter the total amount of cash and the fair market value of other property distributed or deemed distributed to you during the tax year of the QEF. (See instructions.)	3b			
c Enter the portion of line 3a not already included in line 3b that is attributable to shares in the QEF that you disposed of, pledged, or otherwise transferred during the tax year	3c			
d Add lines 3b and 3c		3d		
e Subtract line 3d from line 3a, and enter the difference (if zero or less, enter amount in brackets)		3e		
<i>Important: If line 3e is greater than zero, and no portion of line 1a or 2a is includible in income under section 551 or 951, you may make Election D with respect to the amount on line 3e.</i>				
4a Enter the total tax for the tax year. (See instructions.)	4a			
b Enter the total tax for the tax year determined without regard to the amount entered on line 3e.	4b			
c Subtract line 4b from line 4a. This is the deferred tax, the time for payment of which is extended by making Election D. See instructions.		4c		

Part III Gain or (Loss) From Mark-to-Market Election (See page 5 of instructions)

5	Enter the fair market value of your PFIC stock at the end of the tax year	5	
6	Enter your adjusted basis in the stock at the end of the tax year	6	
7	Excess Subtract line 6 from line 5. If a gain, stop here . Include this amount as ordinary income on your tax return. If a loss, go to line 8.	7	
8	Enter any unreversed inclusions (as defined in section 1296(d)). See instructions.	8	
9	Enter the smaller of line 7 or line 8. Include this amount as an ordinary loss on your tax return.	9	

Part IV Distributions and Disposition of Stock in a Section 1291 Fund (See page 6 of instructions)

Complete a separate Part IV for each excess distribution

10a	Enter your total distributions from the PFIC during the current tax year. If the holding period of the PFIC stock began in the current tax year, this amount is dividend income to the extent there are accumulated earnings and profits.	10a	
b	Enter the total distributions (reduced by the portions of such distributions that were excess distributions but not included in income under section 1291(a)(1)(B)) made by the company for each of the 3 years preceding the current tax year (or if shorter, the portion of the shareholder's holding period before the current tax year).	10b	
c	Divide line 10b by 3. (See instructions if the number of preceding tax years is less than 3.)	10c	
d	Multiply line 10c by 125%. Enter the lesser of line 10a or line 10d as a dividend on your income tax return.	10d	
e	Subtract line 10d from line 10a. This amount, if more than zero, is the total excess distribution. If zero or less and you did not dispose of stock during the tax year, do not complete the rest of Part IV. See instructions if you received more than one distribution during the current tax year.	10e	
f	Enter gain or loss from the disposition of stock of a section 1291 fund or former section 1291 fund. If a gain, complete line 11. If a loss, show it in brackets and do not complete line 11.	10f	
11a	Attach a statement for each distribution and disposition. Show your holding period for each share of stock or block of shares held. Allocate the excess distribution to each day in your holding period. Add all amounts that are allocated to days in each tax year.		
b	Enter the total of the amounts determined in line 11a that are allocable to the current tax year and tax years before the foreign corporation became a PFIC (pre-PFIC tax years). Enter these amounts on your income tax return as other income.	11b	
c	Enter the aggregate increases in tax (before credits) for each tax year in your holding period (other than the current tax year and pre-PFIC years). (See instructions.)	11c	
d	Foreign tax credit. (See instructions.)	11d	
e	Subtract line 11d from line 11c. Enter this amount on your income tax return as "additional tax." (See instructions.)	11e	
f	Determine interest on each net increase in tax determined on line 11e using the rates and methods of section 6621. Enter the aggregate amount of interest here. (See instructions.)	11f	

Part V Status of Prior Year Section 1294 Elections and Termination of Section 1294 Elections

Complete a separate column for each outstanding election. Complete lines 9 and 10 only if there is a partial termination of the section 1294 election.

	(i)	(ii)	(iii)	(iv)	(v)	(vi)
1 Tax year of outstanding election	-----	-----	-----	-----	-----	-----
2 Undistributed earnings to which the election relates						
3 Deferred tax						
4 Interest accrued on deferred tax (line 3) as of the filing date						
5 Event terminating election						
6 Earnings distributed or deemed distributed during the tax year						
7 Deferred tax due with this return						
8 Accrued interest due with this return						
9 Deferred tax outstanding after partial termination of election						
10 Interest accrued after partial termination of election						

**Return by a Shareholder of a Passive Foreign
 Investment Company or Qualified Electing Fund**

OMB No 1545-1002

Attachment
 Sequence No **69**

▶ See separate instructions

Name of shareholder JOHN S AND JAMES L KNIGHT FOUNDATION		Identifying number (see page 2 of instructions) 65-0464177
Number, street, and room or suite no. (If a P.O. box, see page 2 of instructions) 2 SOUTH BISCAYNE BLVD, ONE BISCAYNE TOWER SUITE 3800		Shareholder tax year: calendar year 20 01 or other tax year beginning _____, 20 and ending _____, 20
City or town, state, and ZIP code or country MIAMI, FL 33131		
Check type of shareholder filing the return: <input type="checkbox"/> Individual <input checked="" type="checkbox"/> Corporation <input type="checkbox"/> Partnership <input type="checkbox"/> S Corporation <input type="checkbox"/> Nongrantor Trust <input type="checkbox"/> Estate		
Name of passive foreign investment company (PFIC) or qualified electing fund (QEF) PHOQUS LTD		Employer identification number (if any) N/A
Address (Enter number, street, city or town, and country) 10 KINGS HILL AVENUE KING HILL WEST MAILING KENT ME 19 4PQ, UK		Tax year of company or fund: calendar year 20 01 or other tax year beginning _____, 20 and ending _____, 20

Part I Elections (See instructions)

- A **Election To Treat the PFIC as a QEF.** I, a shareholder of a PFIC, elect to treat the PFIC as a QEF. *Complete lines 1a through 2c of Part II.*
- B **Deemed Sale Election.** I, a shareholder on the first day of a PFIC's first tax year as a QEF, elect to recognize gain on the deemed sale of my interest in the PFIC. *Enter gain or loss on line 10f of Part IV.*
- C **Deemed Dividend Election.** I, a shareholder on the first day of a PFIC's first tax year as a QEF that is a controlled foreign corporation (CFC), elect to treat an amount equal to my share of the post-1986 earnings and profits of the CFC as an excess distribution. *Enter this amount on line 10e.*
- D **Election To Extend Time For Payment of Tax.** I, a shareholder of a QEF, elect to extend the time for payment of tax on the undistributed earnings and profits of the QEF until this election is terminated. *Complete lines 3a through 4c of Part II to calculate the tax that may be deferred.*
Note. If any portion of line 1a or line 2a of Part II is includible under section 551 or 951, you may not make this election. Also, see sections 1294(c) and 1294(f) and the related regulations for events that terminate this election.
- E **Election To Recognize Gain on Deemed Sale of PFIC.** I, a shareholder of a former PFIC, elect to treat as an excess distribution the gain recognized on the deemed sale of my interest in the PFIC, or, if I qualify, my share of the PFIC's post-1986 earnings and profits deemed distributed, on the last day of its last tax year as a PFIC under section 1297(a). *Enter gain on line 10f of Part IV.*
- F **Election To Mark-to-Market PFIC Stock.** I, a shareholder of a PFIC, elect to mark-to-market the PFIC stock that is marketable within the meaning of section 1296(e). *Complete Part III.*

Part II Income From a Qualified Electing Fund (QEF). All QEF shareholders complete lines 1a through 2c. If you are making Election D, also complete lines 3a through 4c. (See page 5 of instructions.)

1a Enter your pro rata share of the ordinary earnings of the QEF	1a	0		
b Enter the portion of line 1a that is included in income under section 551 or 951 or that may be excluded under section 1293(g)	1b			
c Subtract line 1b from line 1a. Enter this amount on your tax return as dividend income	1c			0
2a Enter your pro rata share of the total net capital gain of the QEF	2a			
b Enter the portion of line 2a that is included in income under section 551 or 951 or that may be excluded under section 1293(g)	2b			
c Subtract line 2b from line 2a. This amount is a net long-term capital gain. Enter this amount in Part II of the Schedule D used for your income tax return. (See instructions.)	2c			
3a Add lines 1c and 2c	3a			
b Enter the total amount of cash and the fair market value of other property distributed or deemed distributed to you during the tax year of the QEF. (See instructions.)	3b			
c Enter the portion of line 3a not already included in line 3b that is attributable to shares in the QEF that you disposed of, pledged, or otherwise transferred during the tax year	3c			
d Add lines 3b and 3c	3d			
e Subtract line 3d from line 3a, and enter the difference (if zero or less, enter amount in brackets)	3e			
Important. If line 3e is greater than zero and no portion of line 1a or 2a is includible in income under section 551 or 951, you may make Election D with respect to the amount on line 3e.				
4a Enter the total tax for the tax year. (See instructions.)	4a			
b Enter the total tax for the tax year determined without regard to the amount entered on line 3e	4b			
c Subtract line 4b from line 4a. This is the deferred tax, the time for payment of which is extended by making Election D. See instructions.	4c			

Part III Gain or (Loss) From Mark-to-Market Election (See page 5 of instructions)

5	Enter the fair market value of your PFIC stock at the end of the tax year	5	
6	Enter your adjusted basis in the stock at the end of the tax year	6	
7	Excess Subtract line 6 from line 5. If a gain, stop here. Include this amount as ordinary income on your tax return. If a loss, go to line 8	7	
8	Enter any unreversed inclusions (as defined in section 1296(d)). See instructions	8	
9	Enter the smaller of line 7 or line 8. Include this amount as an ordinary loss on your tax return	9	

Part IV Distributions and Disposition of Stock in a Section 1291 Fund (See page 6 of instructions)
Complete a separate Part IV for each excess distribution

10a	Enter your total distributions from the PFIC during the current tax year. If the holding period of the PFIC stock began in the current tax year, this amount is dividend income to the extent there are accumulated earnings and profits	10a	
b	Enter the total distributions (reduced by the portions of such distributions that were excess distributions but not included in income under section 1291(a)(1)(B)) made by the company for each of the 3 years preceding the current tax year (or if shorter, the portion of the shareholder's holding period before the current tax year)	10b	
c	Divide line 10b by 3 (See instructions if the number of preceding tax years is less than 3)	10c	
d	Multiply line 10c by 125%. Enter the lesser of line 10a or line 10d as a dividend on your income tax return	10d	
e	Subtract line 10d from line 10a. This amount, if more than zero, is the total excess distribution. If zero or less and you did not dispose of stock during the tax year, do not complete the rest of Part IV. See instructions if you received more than one distribution during the current tax year	10e	
f	Enter gain or loss from the disposition of stock of a section 1291 fund or former section 1291 fund. If a gain, complete line 11. If a loss, show it in brackets and do not complete line 11	10f	
11a	Attach a statement for each distribution and disposition. Show your holding period for each share of stock or block of shares held. Allocate the excess distribution to each day in your holding period. Add all amounts that are allocated to days in each tax year		
b	Enter the total of the amounts determined in line 11a that are allocable to the current tax year and tax years before the foreign corporation became a PFIC (pre-PFIC tax years). Enter these amounts on your income tax return as other income	11b	
c	Enter the aggregate increases in tax (before credits) for each tax year in your holding period (other than the current tax year and pre-PFIC years) (See instructions)	11c	
d	Foreign tax credit (See instructions)	11d	
e	Subtract line 11d from line 11c. Enter this amount on your income tax return as "additional tax" (See instructions)	11e	
f	Determine interest on each net increase in tax determined on line 11e using the rates and methods of section 6621. Enter the aggregate amount of interest here (See instructions)	11f	

Part V Status of Prior Year Section 1294 Elections and Termination of Section 1294 Elections

Complete a separate column for each outstanding election. Complete lines 9 and 10 only if there is a partial termination of the section 1294 election

	(i)	(ii)	(iii)	(iv)	(v)	(vi)
1 Tax year of outstanding election						
2 Undistributed earnings to which the election relates						
3 Deferred tax						
4 Interest accrued on deferred tax (line 3) as of the filing date						
5 Event terminating election						
6 Earnings distributed or deemed distributed during the tax year						
7 Deferred tax due with this return						
8 Accrued interest due with this return						
9 Deferred tax outstanding after partial termination of election						
10 Interest accrued after partial termination of election						

Return by a Shareholder of a Passive Foreign Investment Company or Qualified Electing Fund

Department of the Treasury
Internal Revenue Service

▶ See separate instructions

Attachment
Sequence No **69**

Name of shareholder JOHN S. AND JAMES L. KNIGHT FOUNDATION	Identifying number (see page 2 of instructions) 65-0464177
Number, street, and room or suite no. (If a P.O. box, see page 2 of instructions) 2 SOUTH BISCAYNE BLVD, ONE BISCAYNE TOWER SUITE 3800	Shareholder tax year: calendar year 20 <u>01</u> or other tax year beginning <u>20</u> and ending <u>20</u>
City or town, state, and ZIP code or country MIAMI, FL 33131	
Check type of shareholder filing the return: <input type="checkbox"/> Individual <input checked="" type="checkbox"/> Corporation <input type="checkbox"/> Partnership <input type="checkbox"/> S Corporation <input type="checkbox"/> Nongrantor Trust <input type="checkbox"/> Estate	Employer identification number (if any) N/A
Name of passive foreign investment company (PFIC) or qualified electing fund (QEF) SOLEXA LTD.	Tax year of company or fund: calendar year 20 <u>01</u> or other tax year beginning <u>20</u> and ending <u>20</u>
Address (Enter number, street, city or town, and country) CHESTERFORD RESEARCH PARK SAFFRON WALDEN ESSEX CB10 1XL UK	

Part I Elections (See instructions)

- A Election To Treat the PFIC as a QEF.** I, a shareholder of a PFIC, elect to treat the PFIC as a QEF. *Complete lines 1a through 2c of Part II*
- B Deemed Sale Election.** I, a shareholder on the first day of a PFIC's first tax year as a QEF, elect to recognize gain on the deemed sale of my interest in the PFIC. *Enter gain or loss on line 10f of Part IV*
- C Deemed Dividend Election.** I, a shareholder on the first day of a PFIC's first tax year as a QEF that is a controlled foreign corporation (CFC), elect to treat an amount equal to my share of the post-1986 earnings and profits of the CFC as an excess distribution. *Enter this amount on line 10e*
- D Election To Extend Time For Payment of Tax.** I, a shareholder of a QEF, elect to extend the time for payment of tax on the undistributed earnings and profits of the QEF until this election is terminated. *Complete lines 3a through 4c of Part II to calculate the tax that may be deferred.*
Note: If any portion of line 1a or line 2a of Part II is includible under section 551 or 951, you may not make this election. Also, see sections 1294(c) and 1294(f) and the related regulations for events that terminate this election.
- E Election To Recognize Gain on Deemed Sale of PFIC.** I, a shareholder of a former PFIC, elect to treat as an excess distribution the gain recognized on the deemed sale of my interest in the PFIC, or, if I qualify, my share of the PFIC's post-1986 earnings and profits deemed distributed, on the last day of its last tax year as a PFIC under section 1297(a). *Enter gain on line 10f of Part IV*
- F Election To Mark-to-Market PFIC Stock.** I, a shareholder of a PFIC, elect to mark-to-market the PFIC stock that is marketable within the meaning of section 1296(e). *Complete Part III*

Part II Income From a Qualified Electing Fund (QEF). All QEF shareholders complete lines 1a through 2c. If you are making Election D, also complete lines 3a through 4c. (See page 5 of instructions)

1a Enter your pro rata share of the ordinary earnings of the QEF	1a	0		
b Enter the portion of line 1a that is included in income under section 551 or 951 or that may be excluded under section 1293(g)	1b			
c Subtract line 1b from line 1a. Enter this amount on your tax return as dividend income	1c			0
2a Enter your pro rata share of the total net capital gain of the QEF	2a			
b Enter the portion of line 2a that is included in income under section 551 or 951 or that may be excluded under section 1293(g)	2b			
c Subtract line 2b from line 2a. This amount is a net long-term capital gain. Enter this amount in Part II of the Schedule D used for your income tax return. (See instructions)	2c			
3a Add lines 1c and 2c	3a			
b Enter the total amount of cash and the fair market value of other property distributed or deemed distributed to you during the tax year of the QEF. (See instructions)	3b			
c Enter the portion of line 3a not already included in line 3b that is attributable to shares in the QEF that you disposed of, pledged, or otherwise transferred during the tax year	3c			
d Add lines 3b and 3c	3d			
e Subtract line 3d from line 3a, and enter the difference (if zero or less, enter amount in brackets)	3e			
Important. If line 3e is greater than zero, and no portion of line 1a or 2a is includible in income under section 551 or 951, you may make Election D with respect to the amount on line 3e.				
4a Enter the total tax for the tax year. (See instructions)	4a			
b Enter the total tax for the tax year determined without regard to the amount entered on line 3e	4b			
c Subtract line 4b from line 4a. This is the deferred tax, the time for payment of which is extended by making Election D. See instructions	4c			

Part III Gain or (Loss) From Mark-to-Market Election (See page 5 of instructions)

5	Enter the fair market value of your PFIC stock at the end of the tax year	5
6	Enter your adjusted basis in the stock at the end of the tax year	6
7	Excess. Subtract line 6 from line 5. If a gain, stop here. Include this amount as ordinary income on your tax return. If a loss, go to line 8.	7
8	Enter any unreversed inclusions (as defined in section 1296(d)). See instructions.	8
9	Enter the smaller of line 7 or line 8. Include this amount as an ordinary loss on your tax return.	9

Part IV Distributions and Disposition of Stock in a Section 1291 Fund (See page 6 of instructions)

Complete a separate Part IV for each excess distribution

10a	Enter your total distributions from the PFIC during the current tax year. If the holding period of the PFIC stock began in the current tax year, this amount is dividend income to the extent there are accumulated earnings and profits.	10a
b	Enter the total distributions (reduced by the portions of such distributions that were excess distributions but not included in income under section 1291(a)(1)(B)) made by the company for each of the 3 years preceding the current tax year (or if shorter, the portion of the shareholder's holding period before the current tax year).	10b
c	Divide line 10b by 3. (See instructions if the number of preceding tax years is less than 3.)	10c
d	Multiply line 10c by 125%. Enter the lesser of line 10a or line 10d as a dividend on your income tax return.	10d
e	Subtract line 10d from line 10a. This amount, if more than zero, is the total excess distribution. If zero or less and you did not dispose of stock during the tax year, do not complete the rest of Part IV. See instructions if you received more than one distribution during the current tax year.	10e
f	Enter gain or loss from the disposition of stock of a section 1291 fund or former section 1291 fund. If a gain, complete line 11. If a loss, show it in brackets and do not complete line 11.	10f
11a	Attach a statement for each distribution and disposition. Show your holding period for each share of stock or block of shares held. Allocate the excess distribution to each day in your holding period. Add all amounts that are allocated to days in each tax year.	
b	Enter the total of the amounts determined in line 11a that are allocable to the current tax year and tax years before the foreign corporation became a PFIC (pre-PFIC tax years). Enter these amounts on your income tax return as other income.	11b
c	Enter the aggregate increases in tax (before credits) for each tax year in your holding period (other than the current tax year and pre-PFIC years). (See instructions.)	11c
d	Foreign tax credit. (See instructions.)	11d
e	Subtract line 11d from line 11c. Enter this amount on your income tax return as "additional tax." (See instructions.)	11e
f	Determine interest on each net increase in tax determined on line 11e using the rates and methods of section 6621. Enter the aggregate amount of interest here. (See instructions.)	11f

Part V Status of Prior Year Section 1294 Elections and Termination of Section 1294 Elections

Complete a separate column for each outstanding election. Complete lines 9 and 10 only if there is a partial termination of the section 1294 election.

	(i)	(ii)	(iii)	(iv)	(v)	(vi)
1 Tax year of outstanding election						
2 Undistributed earnings to which the election relates						
3 Deferred tax						
4 Interest accrued on deferred tax (line 3) as of the filing date						
5 Event terminating election						
6 Earnings distributed or deemed distributed during the tax year						
7 Deferred tax due with this return						
8 Accrued interest due with this return						
9 Deferred tax outstanding after partial termination of election						
10 Interest accrued after partial termination of election						

Return by a Shareholder of a Passive Foreign Investment Company or Qualified Electing Fund

▶ See separate instructions

Name of shareholder JOHN S AND JAMES L KNIGHT FOUNDATION		Identifying number (see page 2 of instructions) 65-0464177
Number, street, and room or suite no. (If a P.O. box, see page 2 of instructions) 2 SOUTH BISCAYNE BLVD, ONE BISCAYNE TOWER SUITE 3800		Shareholder tax year: calendar year 20 <u>01</u> or other tax year beginning 20 and ending 20
City or town, state, and ZIP code or country MIAMI, FL 33131		
Check type of shareholder filing the return: <input type="checkbox"/> Individual <input checked="" type="checkbox"/> Corporation <input type="checkbox"/> Partnership <input type="checkbox"/> S Corporation <input type="checkbox"/> Nongrantor Trust <input type="checkbox"/> Estate		
Name of passive foreign investment company (PFIC) or qualified electing fund (QEF) BIOIMAGE A/S		Employer identification number (if any) N/A
Address (Enter number, street, city or town, and country) MOERKHOEJ BYGADE 28 2860 SOEBORG DENMARK		Tax year of company or fund: calendar year 20 <u>01</u> or other tax year beginning 20 and ending 20

Part I Elections (See instructions)

- A **Election To Treat the PFIC as a QEF.** I, a shareholder of a PFIC, elect to treat the PFIC as a QEF. *Complete lines 1a through 2c of Part II*
- B **Deemed Sale Election.** I, a shareholder on the first day of a PFIC's first tax year as a QEF, elect to recognize gain on the deemed sale of my interest in the PFIC. *Enter gain or loss on line 10f of Part IV*
- C **Deemed Dividend Election.** I, a shareholder on the first day of a PFIC's first tax year as a QEF that is a controlled foreign corporation (CFC), elect to treat an amount equal to my share of the post-1986 earnings and profits of the CFC as an excess distribution. *Enter this amount on line 10e*
- D **Election To Extend Time For Payment of Tax.** I, a shareholder of a QEF, elect to extend the time for payment of tax on the undistributed earnings and profits of the QEF until this election is terminated. *Complete lines 3a through 4c of Part II to calculate the tax that may be deferred.*
Note: If any portion of line 1a or line 2a of Part II is includible under section 551 or 951, you may not make this election. Also, see sections 1294(c) and 1294(f) and the related regulations for events that terminate this election.
- E **Election To Recognize Gain on Deemed Sale of PFIC.** I, a shareholder of a former PFIC, elect to treat as an excess distribution the gain recognized on the deemed sale of my interest in the PFIC, or, if I qualify, my share of the PFIC's post-1986 earnings and profits deemed distributed, on the last day of its last tax year as a PFIC under section 1297(a). *Enter gain on line 10f of Part IV*
- F **Election To Mark-to-Market PFIC Stock.** I, a shareholder of a PFIC, elect to mark-to-market the PFIC stock that is marketable within the meaning of section 1296(e). *Complete Part III*

Part II Income From a Qualified Electing Fund (QEF). All QEF shareholders complete lines 1a through 2c. If you are making Election D, also complete lines 3a through 4c. (See page 5 of instructions.)

<p>1a Enter your pro rata share of the ordinary earnings of the QEF 1a <u>0</u></p> <p>b Enter the portion of line 1a that is included in income under section 551 or 951 or that may be excluded under section 1293(g) 1b <u> </u></p> <p>c Subtract line 1b from line 1a. Enter this amount on your tax return as dividend income 1c <u> </u></p> <p>2a Enter your pro rata share of the total net capital gain of the QEF 2a <u> </u></p> <p>b Enter the portion of line 2a that is included in income under section 551 or 951 or that may be excluded under section 1293(g) 2b <u> </u></p> <p>c Subtract line 2b from line 2a. This amount is a net long-term capital gain. Enter this amount in Part II of the Schedule D used for your income tax return. (See instructions.) 2c <u> </u></p> <p>3a Add lines 1c and 2c 3a <u> </u></p> <p>b Enter the total amount of cash and the fair market value of other property distributed or deemed distributed to you during the tax year of the QEF. (See instructions.) 3b <u> </u></p> <p>c Enter the portion of line 3a not already included in line 3b that is attributable to shares in the QEF that you disposed of, pledged, or otherwise transferred during the tax year 3c <u> </u></p> <p>d Add lines 3b and 3c 3d <u> </u></p> <p>e Subtract line 3d from line 3a and enter the difference (if zero or less, enter amount in brackets) 3e <u> </u></p> <p>Important. If line 3e is greater than zero, and no portion of line 1a or 2a is includible in income under section 551 or 951, you may make Election D with respect to the amount on line 3e.</p> <p>4a Enter the total tax for the tax year. (See instructions.) 4a <u> </u></p> <p>b Enter the total tax for the tax year determined without regard to the amount entered on line 3e 4b <u> </u></p> <p>c Subtract line 4b from line 4a. This is the deferred tax, the time for payment of which is extended by making Election D. See instructions. 4c <u> </u></p>	
--	--

Part III Gain or (Loss) From Mark-to-Market Election (See page 5 of instructions)

5	Enter the fair market value of your PFIC stock at the end of the tax year	5	
6	Enter your adjusted basis in the stock at the end of the tax year	6	
7	Excess Subtract line 6 from line 5. If a gain, stop here . Include this amount as ordinary income on your tax return. If a loss, go to line 8.	7	
8	Enter any unreversed inclusions (as defined in section 1296(d)). See instructions.	8	
9	Enter the smaller of line 7 or line 8. Include this amount as an ordinary loss on your tax return.	9	

Part IV Distributions and Disposition of Stock in a Section 1291 Fund (See page 6 of instructions)
Complete a separate Part IV for each excess distribution

10a	Enter your total distributions from the PFIC during the current tax year. If the holding period of the PFIC stock began in the current tax year, this amount is dividend income to the extent there are accumulated earnings and profits.	10a	
b	Enter the total distributions (reduced by the portions of such distributions that were excess distributions but not included in income under section 1291(a)(1)(B)) made by the company for each of the 3 years preceding the current tax year (or if shorter, the portion of the shareholder's holding period before the current tax year).	10b	
c	Divide line 10b by 3. (See instructions if the number of preceding tax years is less than 3.)	10c	
d	Multiply line 10c by 125%. Enter the lesser of line 10a or line 10d as a dividend on your income tax return.	10d	
e	Subtract line 10d from line 10a. This amount, if more than zero, is the total excess distribution. If zero or less and you did not dispose of stock during the tax year, do not complete the rest of Part IV. See instructions if you received more than one distribution during the current tax year.	10e	
f	Enter gain or loss from the disposition of stock of a section 1291 fund or former section 1291 fund. If a gain, complete line 11. If a loss, show it in brackets and do not complete line 11.	10f	
11a	Attach a statement for each distribution and disposition. Show your holding period for each share of stock or block of shares held. Allocate the excess distribution to each day in your holding period. Add all amounts that are allocated to days in each tax year.		
b	Enter the total of the amounts determined in line 11a that are allocable to the current tax year and tax years before the foreign corporation became a PFIC (pre-PFIC tax years). Enter these amounts on your income tax return as other income.	11b	
c	Enter the aggregate increases in tax (before credits) for each tax year in your holding period (other than the current tax year and pre-PFIC years). (See instructions.)	11c	
d	Foreign tax credit. (See instructions.)	11d	
e	Subtract line 11d from line 11c. Enter this amount on your income tax return as "additional tax." (See instructions.)	11e	
f	Determine interest on each net increase in tax determined on line 11e using the rates and methods of section 6621. Enter the aggregate amount of interest here. (See instructions.)	11f	

Part V Status of Prior Year Section 1294 Elections and Termination of Section 1294 Elections
Complete a separate column for each outstanding election. Complete lines 9 and 10 only if there is a partial termination of the section 1294 election

	(i)	(ii)	(iii)	(iv)	(v)	(vi)
1 Tax year of outstanding election	-----	-----	-----	-----	-----	-----
2 Undistributed earnings to which the election relates						
3 Deferred tax						
4 Interest accrued on deferred tax (line 3) as of the filing date						
5 Event terminating election						
6 Earnings distributed or deemed distributed during the tax year						
7 Deferred tax due with this return						
8 Accrued interest due with this return						
9 Deferred tax outstanding after partial termination of election						
10 Interest accrued after partial termination of election						

Return by a Shareholder of a Passive Foreign Investment Company or Qualified Electing Fund

OMB No 1545-1002

Attachment
 Sequence No **69**

▶ See separate instructions

Name of shareholder JOHN S & JAMES L KNIGHT FOUNDATION	Identifying number (see page 2 of instructions) 65-0464177
Number, street, and room or suite no (If a P O box, see page 2 of instructions) C/O BETTY CLOSSICK, 2 SOUTH BISCAYNE BOULEVARD, SUITE 380	Shareholder tax year: calendar year 20 01 or other tax year beginning 20 and ending 20
City or town, state, and ZIP code or country MIAMI, FL 33131	
Check type of shareholder filing the return: <input type="checkbox"/> Individual <input checked="" type="checkbox"/> Corporation <input type="checkbox"/> Partnership <input type="checkbox"/> S Corporation <input type="checkbox"/> Nongrantor Trust <input type="checkbox"/> Estate	
Name of passive foreign investment company (PFIC) or qualified electing fund (QEF) METAGEN GMBH	Employer identification number (if any)
Address (Enter number, street, city or town, and country) LHENESSTRASSE 63 14195 BERLIN GERMANY	Tax year of company or fund: calendar year 20 01 or other tax year beginning 20 and ending 20

Part I Elections (See instructions)

- A **Election To Treat the PFIC as a QEF** I, a shareholder of a PFIC, elect to treat the PFIC as a QEF. Complete lines 1a through 2c of Part II.
- B **Deemed Sale Election** I, a shareholder on the first day of a PFIC's first tax year as a QEF, elect to recognize gain on the deemed sale of my interest in the PFIC. Enter gain or loss on line 10f of Part IV.
- C **Deemed Dividend Election** I, a shareholder on the first day of a PFIC's first tax year as a QEF that is a controlled foreign corporation (CFC), elect to treat an amount equal to my share of the post-1986 earnings and profits of the CFC as an excess distribution. Enter this amount on line 10e.
- D **Election To Extend Time For Payment of Tax** I, a shareholder of a QEF, elect to extend the time for payment of tax on the undistributed earnings and profits of the QEF until this election is terminated. Complete lines 3a through 4c of Part II to calculate the tax that may be deferred. Note: If any portion of line 1a or line 2a of Part II is includible under section 551 or 951, you may not make this election. Also, see sections 1294(c) and 1294(f) and the related regulations for events that terminate this election.
- E **Election To Recognize Gain on Deemed Sale of PFIC** I, a shareholder of a former PFIC, elect to treat as an excess distribution the gain recognized on the deemed sale of my interest in the PFIC, or, if I qualify, my share of the PFIC's post-1986 earnings and profits deemed distributed, on the last day of its last tax year as a PFIC under section 1297(a). Enter gain on line 10f of Part IV.
- F **Election To Mark-to-Market PFIC Stock** I, a shareholder of a PFIC, elect to mark-to-market the PFIC stock that is marketable within the meaning of section 1296(e). Complete Part III.

Part II Income From a Qualified Electing Fund (QEF). All QEF shareholders complete lines 1a through 2c. If you are making Election D, also complete lines 3a through 4c. (See page 5 of instructions)

1 a Enter your pro rata share of the ordinary earnings of the QEF	1 a	0		
b Enter the portion of line 1a that is included in income under section 551 or 951 or that may be excluded under section 1293(g)	1 b			
c Subtract line 1b from line 1a. Enter this amount on your tax return as dividend income			1 c	
2 a Enter your pro rata share of the total net capital gain of the QEF	2 a			
b Enter the portion of line 2a that is included in income under section 551 or 951 or that may be excluded under section 1293(g)	2 b			
c Subtract line 2b from line 2a. This amount is a net long-term capital gain. Enter this amount in Part II of the Schedule D used for your income tax return. (See instructions)			2 c	
3 a Add lines 1c and 2c			3 a	
b Enter the total amount of cash and the fair market value of other property distributed or deemed distributed to you during the tax year of the QEF. (See instructions)	3 b			
c Enter the portion of line 3a not already included in line 3b that is attributable to shares in the QEF that you disposed of, pledged, or otherwise transferred during the tax year	3 c			
d Add lines 3b and 3c			3 d	
e Subtract line 3d from line 3a, and enter the difference (if zero or less, enter amount in brackets)			3 e	
Important: If line 3e is greater than zero, and no portion of line 1a or 2a is includible in income under section 551 or 951, you may make Election D with respect to the amount on line 3e.				
4 a Enter the total tax for the tax year. (See instructions)	4 a			
b Enter the total tax for the tax year determined without regard to the amount entered on line 3e	4 b			
c Subtract line 4b from line 4a. This is the deferred tax, the time for payment of which is extended by making Election D. See instructions.			4 c	

Part III Gain or (Loss) From Mark-to-Market Election (See page 5 of instructions)

5	Enter the fair market value of your PFIC stock at the end of the tax year	5	
6	Enter your adjusted basis in the stock at the end of the tax year	6	
7	Excess Subtract line 6 from line 5. If a gain, stop here . Include this amount as ordinary income on your tax return. If a loss, go to line 8.	7	
8	Enter any unreversed inclusions (as defined in section 1296(d)). See instructions.	8	
9	Enter the smaller of line 7 or line 8. Include this amount as an ordinary loss on your tax return.	9	

Part IV Distributions and Disposition of Stock in a Section 1291 Fund (See page 6 of instructions)

Complete a separate Part IV for each excess distribution.

10a	Enter your total distributions from the PFIC during the current tax year. If the holding period of the PFIC stock began in the current tax year, this amount is dividend income to the extent there are accumulated earnings and profits.	10a	
b	Enter the total distributions (reduced by the portions of such distributions that were excess distributions but not included in income under section 1291(a)(1)(B)) made by the company for each of the 3 years preceding the current tax year (or if shorter, the portion of the shareholder's holding period before the current tax year).	10b	
c	Divide line 10b by 3. (See instructions if the number of preceding tax years is less than 3.)	10c	
d	Multiply line 10c by 125%. Enter the lesser of line 10a or line 10d as a dividend on your income tax return.	10d	
e	Subtract line 10d from line 10a. This amount, if more than zero, is the total excess distribution. If zero or less and you did not dispose of stock during the tax year, do not complete the rest of Part IV. See instructions if you received more than one distribution during the current tax year.	10e	
f	Enter gain or loss from the disposition of stock of a section 1291 fund or former section 1291 fund. If a gain, complete line 11. If a loss, show it in brackets and do not complete line 11.	10f	
11a	Attach a statement for each distribution and disposition. Show your holding period for each share of stock or block of shares held. Allocate the excess distribution to each day in your holding period. Add all amounts that are allocated to days in each tax year.		
b	Enter the total of the amounts determined in line 11a that are allocable to the current tax year and tax years before the foreign corporation became a PFIC (pre-PFIC tax years). Enter these amounts on your income tax return as other income.	11b	
c	Enter the aggregate increases in tax (before credits) for each tax year in your holding period (other than the current tax year and pre-PFIC years). (See instructions.)	11c	
d	Foreign tax credit. (See instructions.)	11d	
e	Subtract line 11d from line 11c. Enter this amount on your income tax return as "additional tax." (See instructions.)	11e	
f	Determine interest on each net increase in tax determined on line 11e using the rates and methods of section 6621. Enter the aggregate amount of interest here. (See instructions.)	11f	

Part V Status of Prior Year Section 1294 Elections and Termination of Section 1294 Elections

Complete a separate column for each outstanding election. Complete lines 9 and 10 only if there is a partial termination of the section 1294 election.

	(i)	(ii)	(iii)	(iv)	(v)	(vi)
1 Tax year of outstanding election						
2 Undistributed earnings to which the election relates						
3 Deferred tax						
4 Interest accrued on deferred tax (line 3) as of the filing date						
5 Event terminating election						
6 Earnings distributed or deemed distributed during the tax year						
7 Deferred tax due with this return						
8 Accrued interest due with this return						
9 Deferred tax outstanding after partial termination of election						
10 Interest accrued after partial termination of election						

Return by a Shareholder of a Passive Foreign Investment Company or Qualified Electing Fund

▶ See separate instructions

Name of shareholder JOHN S AND JAMES L KNIGHT FOUNDATION		Identifying number (see page 2 of instructions) 65-0464177
Number street, and room or suite no (if a P O box, see page 2 of instructions) 2 SOUTH BISCAYNE BLVD, ONE BISCAYNE TOWER SUITE 3800		Shareholder tax year calendar year 20 <u>01</u> or other tax year beginning _____, 20 and ending _____, 20
City or town state and ZIP code or country MIAMI, FL 33131		
Check type of shareholder filing the return <input type="checkbox"/> Individual <input checked="" type="checkbox"/> Corporation <input type="checkbox"/> Partnership <input type="checkbox"/> S Corporation <input type="checkbox"/> Nongrantor Trust <input type="checkbox"/> Estate		
Name of passive foreign investment company (PFIC) or qualified electing fund (QEF) RIBOTARGETS HOLDINGS LIMITED		Employer identification number (if any) N/A
Address (Enter number street, city or town and country) GRANTA PARK, ABINGDON CAMBRIDGE CB1 6GB UNITED KINGDOM		Tax year of company or fund calendar year 20 <u>01</u> or other tax year beginning _____, 20 and ending _____, 20

Part I Elections (See instructions)

- A **Election To Treat the PFIC as a QEF** I, a shareholder of a PFIC, elect to treat the PFIC as a QEF *Complete lines 1a through 2c of Part II*
- B **Deemed Sale Election.** I, a shareholder on the first day of a PFIC's first tax year as a QEF, elect to recognize gain on the deemed sale of my interest in the PFIC *Enter gain or loss on line 10f of Part IV*
- C **Deemed Dividend Election** I, a shareholder on the first day of a PFIC's first tax year as a QEF that is a controlled foreign corporation (CFC), elect to treat an amount equal to my share of the post-1986 earnings and profits of the CFC as an excess distribution *Enter this amount on line 10e*
- D **Election To Extend Time For Payment of Tax.** I, a shareholder of a QEF, elect to extend the time for payment of tax on the undistributed earnings and profits of the QEF until this election is terminated *Complete lines 3a through 4c of Part II to calculate the tax that may be deferred*
Note. If any portion of line 1a or line 2a of Part II is includible under section 551 or 951, you may not make this election Also, see sections 1294(c) and 1294(f) and the related regulations for events that terminate this election
- E **Election To Recognize Gain on Deemed Sale of PFIC** I, a shareholder of a former PFIC, elect to treat as an excess distribution the gain recognized on the deemed sale of my interest in the PFIC, or, if I qualify, my share of the PFIC's post-1986 earnings and profits deemed distributed, on the last day of its last tax year as a PFIC under section 1297(a) *Enter gain on line 10f of Part IV*
- F **Election To Mark-to-Market PFIC Stock.** I, a shareholder of a PFIC, elect to mark-to-market the PFIC stock that is marketable within the meaning of section 1296(e) *Complete Part III*

Part II Income From a Qualified Electing Fund (QEF). All QEF shareholders complete lines 1a through 2c. If you are making Election D, also complete lines 3a through 4c. (See page 5 of instructions)

1a	Enter your pro rata share of the ordinary earnings of the QEF	1a	0	
b	Enter the portion of line 1a that is included in income under section 551 or 951 or that may be excluded under section 1293(g)	1b		
c	Subtract line 1b from line 1a. Enter this amount on your tax return as dividend income	1c		0
2a	Enter your pro rata share of the total net capital gain of the QEF	2a		
b	Enter the portion of line 2a that is included in income under section 551 or 951 or that may be excluded under section 1293(g)	2b		
c	Subtract line 2b from line 2a. This amount is a net long-term capital gain. Enter this amount in Part II of the Schedule D used for your income tax return. (See instructions)	2c		
3a	Add lines 1c and 2c	3a		
b	Enter the total amount of cash and the fair market value of other property distributed or deemed distributed to you during the tax year of the QEF. (See instructions)	3b		
c	Enter the portion of line 3a not already included in line 3b that is attributable to shares in the QEF that you disposed of, pledged, or otherwise transferred during the tax year	3c		
d	Add lines 3b and 3c	3d		
e	Subtract line 3d from line 3a and enter the difference (if zero or less, enter amount in brackets)	3e		
Important. If line 3e is greater than zero, and no portion of line 1a or 2a is includible in income under section 551 or 951, you may make Election D with respect to the amount on line 3e				
4a	Enter the total tax for the tax year. (See instructions)	4a		
b	Enter the total tax for the tax year determined without regard to the amount entered on line 3e	4b		
c	Subtract line 4b from line 4a. This is the deferred tax, the time for payment of which is extended by making Election D. See instructions	4c		

Part III Gain or (Loss) From Mark-to-Market Election (See page 5 of instructions)

5	Enter the fair market value of your PFIC stock at the end of the tax year	5
6	Enter your adjusted basis in the stock at the end of the tax year	6
7	Excess Subtract line 6 from line 5. If a gain, stop here. Include this amount as ordinary income on your tax return. If a loss, go to line 8.	7
8	Enter any unreversed inclusions (as defined in section 1296(d)). See instructions.	8
9	Enter the smaller of line 7 or line 8. Include this amount as an ordinary loss on your tax return.	9

Part IV Distributions and Disposition of Stock in a Section 1291 Fund (See page 6 of instructions)
Complete a separate Part IV for each excess distribution

10a	Enter your total distributions from the PFIC during the current tax year. If the holding period of the PFIC stock began in the current tax year, this amount is dividend income to the extent there are accumulated earnings and profits.	10a
b	Enter the total distributions (reduced by the portions of such distributions that were excess distributions but not included in income under section 1291(a)(1)(B)) made by the company for each of the 3 years preceding the current tax year (or if shorter, the portion of the shareholder's holding period before the current tax year).	10b
c	Divide line 10b by 3. (See instructions if the number of preceding tax years is less than 3).	10c
d	Multiply line 10c by 125%. Enter the lesser of line 10a or line 10d as a dividend on your income tax return.	10d
e	Subtract line 10d from line 10a. This amount, if more than zero, is the total excess distribution. If zero or less and you did not dispose of stock during the tax year, do not complete the rest of Part IV. See instructions if you received more than one distribution during the current tax year.	10e
f	Enter gain or loss from the disposition of stock of a section 1291 fund or former section 1291 fund. If a gain, complete line 11. If a loss, show it in brackets and do not complete line 11.	10f
11a	Attach a statement for each distribution and disposition. Show your holding period for each share of stock or block of shares held. Allocate the excess distribution to each day in your holding period. Add all amounts that are allocated to days in each tax year.	
b	Enter the total of the amounts determined in line 11a that are allocable to the current tax year and tax years before the foreign corporation became a PFIC (pre-PFIC tax years). Enter these amounts on your income tax return as other income.	11b
c	Enter the aggregate increases in tax (before credits) for each tax year in your holding period (other than the current tax year and pre-PFIC years). (See instructions).	11c
d	Foreign tax credit. (See instructions).	11d
e	Subtract line 11d from line 11c. Enter this amount on your income tax return as "additional tax." (See instructions).	11e
f	Determine interest on each net increase in tax determined on line 11e using the rates and methods of section 6621. Enter the aggregate amount of interest here. (See instructions).	11f

Part V Status of Prior Year Section 1294 Elections and Termination of Section 1294 Elections
Complete a separate column for each outstanding election. Complete lines 9 and 10 only if there is a partial termination of the section 1294 election.

	(i)	(ii)	(iii)	(iv)	(v)	(vi)
1	-----	-----	-----	-----	-----	-----
2						
3						
4						
5						
6						
7						
8						
9						
10						

Return by a Shareholder of a Passive Foreign Investment Company or Qualified Electing Fund

OMB No 1545-1002

Attachment Sequence No **69**

▶ See separate instructions

Name of shareholder JOHN S AND JAMES L KNIGHT FOUNDATION		Identifying number (see page 2 of instructions) 65-0464177
Number street and room or suite no (If a P O box, see page 2 of instructions) 2 SOUTH BISCAYNE BLVD, ONE BISCAYNE TOWER SUITE 3800		Shareholder tax year calendar year 20 <u>01</u> or other tax year beginning 20 and ending 20
City or town state and ZIP code or country MIAMI, FL 33131		
Check type of shareholder filing the return <input type="checkbox"/> Individual <input checked="" type="checkbox"/> Corporation <input type="checkbox"/> Partnership <input type="checkbox"/> S Corporation <input type="checkbox"/> Nongrantor Trust <input type="checkbox"/> Estate		
Name of passive foreign investment company (PFIC) or qualified electing fund (QEF) IONIX PHARMACEUTICALS LIMITED		Employer identification number (if any) N/A
Address (Enter number street, city or town and country) 222 GRAYS INN ROAD LONDON WC1 8XF UNITED KINGDOM		Tax year of company or fund calendar year 20 <u>01</u> or other tax year beginning ----- 20 ----- and ending 20

Part I Elections (See instructions)

- A **Election To Treat the PFIC as a QEF.** I, a shareholder of a PFIC, elect to treat the PFIC as a QEF. Complete lines 1a through 2c of Part II
- B **Deemed Sale Election.** I, a shareholder on the first day of a PFIC's first tax year as a QEF, elect to recognize gain on the deemed sale of my interest in the PFIC. Enter gain or loss on line 10f of Part IV
- C **Deemed Dividend Election.** I, a shareholder on the first day of a PFIC's first tax year as a QEF that is a controlled foreign corporation (CFC), elect to treat an amount equal to my share of the post-1986 earnings and profits of the CFC as an excess distribution. Enter this amount on line 10e
- D **Election To Extend Time For Payment of Tax.** I, a shareholder of a QEF, elect to extend the time for payment of tax on the undistributed earnings and profits of the QEF until this election is terminated. Complete lines 3a through 4c of Part II to calculate the tax that may be deferred.
Note: If any portion of line 1a or line 2a of Part II is includible under section 551 or 951, you may not make this election. Also, see sections 1294(c) and 1294(f) and the related regulations for events that terminate this election.
- E **Election To Recognize Gain on Deemed Sale of PFIC.** I, a shareholder of a former PFIC, elect to treat as an excess distribution the gain recognized on the deemed sale of my interest in the PFIC, or, if I qualify, my share of the PFIC's post-1986 earnings and profits deemed distributed, on the last day of its last tax year as a PFIC under section 1297(a). Enter gain on line 10f of Part IV
- F **Election To Mark-to-Market PFIC Stock.** I, a shareholder of a PFIC, elect to mark-to-market the PFIC stock that is marketable within the meaning of section 1296(e). Complete Part III

Part II Income From a Qualified Electing Fund (QEF). All QEF shareholders complete lines 1a through 2c. If you are making Election D, also complete lines 3a through 4c. (See page 5 of instructions)

1a Enter your pro rata share of the ordinary earnings of the QEF	1a	0		
b Enter the portion of line 1a that is included in income under section 551 or 951 or that may be excluded under section 1293(g)	1b			
c Subtract line 1b from line 1a. Enter this amount on your tax return as dividend income	1c			0
2a Enter your pro rata share of the total net capital gain of the QEF	2a			
b Enter the portion of line 2a that is included in income under section 551 or 951 or that may be excluded under section 1293(g)	2b			
c Subtract line 2b from line 2a. This amount is a net long-term capital gain. Enter this amount in Part II of the Schedule D used for your income tax return. (See instructions)	2c			
3a Add lines 1c and 2c	3a			
b Enter the total amount of cash and the fair market value of other property distributed or deemed distributed to you during the tax year of the QEF. (See instructions)	3b			
c Enter the portion of line 3a not already included in line 3b that is attributable to shares in the QEF that you disposed of, pledged, or otherwise transferred during the tax year	3c			
d Add lines 3b and 3c	3d			
e Subtract line 3d from line 3a, and enter the difference (if zero or less enter amount in brackets)	3e			
Important. If line 3e is greater than zero, and no portion of line 1a or 2a is includible in income under section 551 or 951, you may make Election D with respect to the amount on line 3e.				
4a Enter the total tax for the tax year (See instructions)	4a			
b Enter the total tax for the tax year determined without regard to the amount entered on line 3e	4b			
c Subtract line 4b from line 4a. This is the deferred tax, the time for payment of which is extended by making Election D. See instructions.	4c			

Part III Gain or (Loss) From Mark-to-Market Election (See page 5 of instructions)

5	Enter the fair market value of your PFIC stock at the end of the tax year	5	
6	Enter your adjusted basis in the stock at the end of the tax year	6	
7	Excess Subtract line 6 from line 5. If a gain, stop here . Include this amount as ordinary income on your tax return. If a loss, go to line 8.	7	
8	Enter any unreversed inclusions (as defined in section 1296(d)). See instructions.	8	
9	Enter the smaller of line 7 or line 8. Include this amount as an ordinary loss on your tax return.	9	

Part IV Distributions and Disposition of Stock in a Section 1291 Fund (See page 6 of instructions)

Complete a separate Part IV for each excess distribution

10a	Enter your total distributions from the PFIC during the current tax year. If the holding period of the PFIC stock began in the current tax year, this amount is dividend income to the extent there are accumulated earnings and profits.	10a	
b	Enter the total distributions (reduced by the portions of such distributions that were excess distributions but not included in income under section 1291(a)(1)(B)) made by the company for each of the 3 years preceding the current tax year (or if shorter, the portion of the shareholder's holding period before the current tax year).	10b	
c	Divide line 10b by 3. (See instructions if the number of preceding tax years is less than 3).	10c	
d	Multiply line 10c by 125%. Enter the lesser of line 10a or line 10d as a dividend on your income tax return.	10d	
e	Subtract line 10d from line 10a. This amount, if more than zero, is the total excess distribution. If zero or less and you did not dispose of stock during the tax year, do not complete the rest of Part IV. See instructions if you received more than one distribution during the current tax year.	10e	
f	Enter gain or loss from the disposition of stock of a section 1291 fund or former section 1291 fund. If a gain, complete line 11. If a loss, show it in brackets and do not complete line 11.	10f	
11a	Attach a statement for each distribution and disposition. Show your holding period for each share of stock or block of shares held. Allocate the excess distribution to each day in your holding period. Add all amounts that are allocated to days in each tax year.		
b	Enter the total of the amounts determined in line 11a that are allocable to the current tax year and tax years before the foreign corporation became a PFIC (pre-PFIC tax years). Enter these amounts on your income tax return as other income.	11b	
c	Enter the aggregate increases in tax (before credits) for each tax year in your holding period (other than the current tax year and pre-PFIC years). (See instructions).	11c	
d	Foreign tax credit. (See instructions).	11d	
e	Subtract line 11d from line 11c. Enter this amount on your income tax return as "additional tax." (See instructions).	11e	
f	Determine interest on each net increase in tax determined on line 11e using the rates and methods of section 6621. Enter the aggregate amount of interest here. (See instructions).	11f	

Part V Status of Prior Year Section 1294 Elections and Termination of Section 1294 Elections

Complete a separate column for each outstanding election. Complete lines 9 and 10 only if there is a partial termination of the section 1294 election.

	(i)	(ii)	(iii)	(iv)	(v)	(vi)
1 Tax year of outstanding election	-----	-----	-----	-----	-----	-----
2 Undistributed earnings to which the election relates						
3 Deferred tax						
4 Interest accrued on deferred tax (line 3) as of the filing date						
5 Event terminating election						
6 Earnings distributed or deemed distributed during the tax year						
7 Deferred tax due with this return						
8 Accrued interest due with this return						
9 Deferred tax outstanding after partial termination of election						
10 Interest accrued after partial termination of election						

Return by a Shareholder of a Passive Foreign Investment Company or Qualified Electing Fund

▶ See separate instructions

Name of shareholder JOHN S AND JAMES L KNIGHT FOUNDATION		Identifying number (see page 2 of instructions) 65-0464177
Number, street, and room or suite no. (If a P.O. box, see page 2 of instructions) 2 SOUTH BISCAYNE BLVD, ONE BISCAYNE TOWER SUITE 3800		Shareholder tax year: calendar year 20 01 or other tax year beginning 20 and ending 20
City or town, state, and ZIP code or country MIAMI, FL 33131		
Check type of shareholder filing the return: <input type="checkbox"/> Individual <input checked="" type="checkbox"/> Corporation <input type="checkbox"/> Partnership <input type="checkbox"/> S Corporation <input type="checkbox"/> Nongrantor Trust <input type="checkbox"/> Estate		
Name of passive foreign investment company (PFIC) or qualified electing fund (QEF) RED-M COMMUNICATIONS LIMITED		Employer identification number (if any) N/A
Address (Enter number, street, city or town, and country) WEXHAM SPRINGS FRAMEWOOD ROAD, SLOUGH BERKSHIRE SL3 6PJ UNITED KINGDOM		Tax year of company or fund: calendar year 20 01 or other tax year beginning 20 and ending 20

Part I Elections (See instructions)

- A **Election To Treat the PFIC as a QEF.** I, a shareholder of a PFIC, elect to treat the PFIC as a QEF. *Complete lines 1a through 2c of Part II.*
- B **Deemed Sale Election.** I, a shareholder on the first day of a PFIC's first tax year as a QEF, elect to recognize gain on the deemed sale of my interest in the PFIC. *Enter gain or loss on line 10f of Part IV.*
- C **Deemed Dividend Election.** I, a shareholder on the first day of a PFIC's first tax year as a QEF that is a controlled foreign corporation (CFC), elect to treat an amount equal to my share of the post-1986 earnings and profits of the CFC as an excess distribution. *Enter this amount on line 10e.*
- D **Election To Extend Time For Payment of Tax.** I, a shareholder of a QEF, elect to extend the time for payment of tax on the undistributed earnings and profits of the QEF until this election is terminated. *Complete lines 3a through 4c of Part II to calculate the tax that may be deferred.*
Note: If any portion of line 1a or line 2a of Part II is includible under section 551 or 951, you may **not** make this election. Also, see sections 1294(c) and 1294(f) and the related regulations for events that terminate this election.
- E **Election To Recognize Gain on Deemed Sale of PFIC.** I, a shareholder of a former PFIC, elect to treat as an excess distribution the gain recognized on the deemed sale of my interest in the PFIC, or, if I qualify, my share of the PFIC's post-1986 earnings and profits deemed distributed, on the last day of its last tax year as a PFIC under section 1297(a). *Enter gain on line 10f of Part IV.*
- F **Election To Mark-to-Market PFIC Stock.** I, a shareholder of a PFIC, elect to mark-to-market the PFIC stock that is marketable within the meaning of section 1296(e). *Complete Part III.*

Part II Income From a Qualified Electing Fund (QEF). All QEF shareholders complete lines 1a through 2c. If you are making Election D, also complete lines 3a through 4c. (See page 5 of instructions.)

1a Enter your pro rata share of the ordinary earnings of the QEF	1a	0		
b Enter the portion of line 1a that is included in income under section 551 or 951 or that may be excluded under section 1293(g)	1b			
c Subtract line 1b from line 1a. Enter this amount on your tax return as dividend income			1c	0
2a Enter your pro rata share of the total net capital gain of the QEF	2a			
b Enter the portion of line 2a that is included in income under section 551 or 951 or that may be excluded under section 1293(g)	2b			
c Subtract line 2b from line 2a. This amount is a net long-term capital gain. Enter this amount in Part II of the Schedule D used for your income tax return. (See instructions)			2c	
3a Add lines 1c and 2c			3a	
b Enter the total amount of cash and the fair market value of other property distributed or deemed distributed to you during the tax year of the QEF. (See instructions)	3b			
c Enter the portion of line 3a not already included in line 3b that is attributable to shares in the QEF that you disposed of, pledged, or otherwise transferred during the tax year	3c			
d Add lines 3b and 3c			3d	
e Subtract line 3d from line 3a and enter the difference (if zero or less, enter amount in brackets)			3e	
Important: If line 3e is greater than zero, and no portion of line 1a or 2a is includible in income under section 551 or 951, you may make Election D with respect to the amount on line 3e.				
4a Enter the total tax for the tax year. (See instructions)	4a			
b Enter the total tax for the tax year determined without regard to the amount entered on line 3e	4b			
c Subtract line 4b from line 4a. This is the deferred tax, the time for payment of which is extended by making Election D. See instructions			4c	

Part III Gain or (Loss) From Mark-to-Market Election (See page 5 of instructions)

5	Enter the fair market value of your PFIC stock at the end of the tax year	5	
6	Enter your adjusted basis in the stock at the end of the tax year	6	
7	Excess Subtract line 6 from line 5. If a gain, stop here. Include this amount as ordinary income on your tax return. If a loss, go to line 8	7	
8	Enter any unreversed inclusions (as defined in section 1296(d)). See instructions	8	
9	Enter the smaller of line 7 or line 8. Include this amount as an ordinary loss on your tax return	9	

Part IV Distributions and Disposition of Stock in a Section 1291 Fund (See page 6 of instructions)
Complete a separate Part IV for each excess distribution

10a	Enter your total distributions from the PFIC during the current tax year. If the holding period of the PFIC stock began in the current tax year, this amount is dividend income to the extent there are accumulated earnings and profits	10a	
b	Enter the total distributions (reduced by the portions of such distributions that were excess distributions but not included in income under section 1291(a)(1)(B)) made by the company for each of the 3 years preceding the current tax year (or if shorter, the portion of the shareholder's holding period before the current tax year)	10b	
c	Divide line 10b by 3. (See instructions if the number of preceding tax years is less than 3)	10c	
d	Multiply line 10c by 125%. Enter the lesser of line 10a or line 10d as a dividend on your income tax return	10d	
e	Subtract line 10d from line 10a. This amount, if more than zero, is the total excess distribution. If zero or less and you did not dispose of stock during the tax year, do not complete the rest of Part IV. See instructions if you received more than one distribution during the current tax year	10e	
f	Enter gain or loss from the disposition of stock of a section 1291 fund or former section 1291 fund. If a gain, complete line 11. If a loss, show it in brackets and do not complete line 11	10f	
11a	Attach a statement for each distribution and disposition. Show your holding period for each share of stock or block of shares held. Allocate the excess distribution to each day in your holding period. Add all amounts that are allocated to days in each tax year		
b	Enter the total of the amounts determined in line 11a that are allocable to the current tax year and tax years before the foreign corporation became a PFIC (pre-PFIC tax years). Enter these amounts on your income tax return as other income	11b	
c	Enter the aggregate increases in tax (before credits) for each tax year in your holding period (other than the current tax year and pre-PFIC years). (See instructions)	11c	
d	Foreign tax credit. (See instructions)	11d	
e	Subtract line 11d from line 11c. Enter this amount on your income tax return as "additional tax". (See instructions)	11e	
f	Determine interest on each net increase in tax determined on line 11e using the rates and methods of section 6621. Enter the aggregate amount of interest here. (See instructions)	11f	

Part V Status of Prior Year Section 1294 Elections and Termination of Section 1294 Elections
Complete a separate column for each outstanding election. Complete lines 9 and 10 only if there is a partial termination of the section 1294 election

	(i)	(ii)	(iii)	(iv)	(v)	(vi)
1 Tax year of outstanding election	-----	-----	-----	-----	-----	-----
2 Undistributed earnings to which the election relates						
3 Deferred tax						
4 Interest accrued on deferred tax (line 3) as of the filing date						
5 Event terminating election						
6 Earnings distributed or deemed distributed during the tax year						
7 Deferred tax due with this return						
8 Accrued interest due with this return						
9 Deferred tax outstanding after partial termination of election						
10 Interest accrued after partial termination of election						

Entity Classification Election

Please Type or Print	Name of entity MLO International Finance Ltd.	Employer identification number (EIN) Applied For
	Number, street, and room or suite no. If a P.O. box, see instructions. c/o Latin America Enterprise Fund Managers, LLC, 2665 S. Bayshore Drive, Suite 1101	
	City or town, state, and ZIP code. If a foreign address, enter city, province or state, postal code and country. Coconut Grove, FL 33133	

1 Type of election (see instructions)

- a Initial classification by a newly-formed entity (or change in current classification of an existing entity to take effect on January 1, 1997)
- b Change in current classification (to take effect later than January 1, 1997)

2 Form of entity (see instructions)

- a A domestic eligible entity electing to be classified as an association taxable as a corporation
- b A domestic eligible entity electing to be classified as a partnership
- c A domestic eligible entity with a single owner electing to be disregarded as a separate entity
- d A foreign eligible entity electing to be classified as an association taxable as a corporation
- e A foreign eligible entity electing to be classified as a partnership
- f A foreign eligible entity with a single owner electing to be disregarded as a separate entity

3 Election is to be effective beginning (month, day, year) (see instructions)

▶ 01 / 01 / 2001

4 Name and title of person whom the IRS may call for more information



Denise Hernandez, Controller

5 That person's telephone number

305-285-7995

Consent Statement and Signature(s) (see instructions)

Under penalties of perjury, I (we) declare that I (we) consent to the election of the above-named entity to be classified as indicated above, and that I (we) have examined this consent statement, and to the best of my (our) knowledge and belief, it is true, correct and complete. If I am an officer, manager, or member signing for all members of the entity, I further declare that I am authorized to execute this consent statement on their behalf.

Signature(s)	Date	Title
	04/10/01	Authorized Person
		

Return of U.S. Persons With Respect to Certain Foreign Partnerships

2001

Department of the Treasury
Internal Revenue Service

▶ **Attach to your tax return See separate instructions.**
Information furnished for the foreign partnership's tax year
(see instructions) beginning 01/01 2001, and ending 12/31, 20

Attachment
Sequence No **118**

Important: All information must be in English All amounts must be in U S dollars unless otherwise indicated

Name of person filing this return John S. and James L. Knight Foundation		Filer's identifying number 65-0464177
Filer's address (if you are not filing this form with your tax return) 2 South Biscayne Blvd One Biscayne Tower Suite 3800 Miami, FL 33131		A Category of filer (see Categories of Filers in the instructions and check applicable box(es)) 1 <input type="checkbox"/> 2 <input type="checkbox"/> 3 <input checked="" type="checkbox"/> 4 <input type="checkbox"/>
C Filer's share of liabilities Nonrecourse \$		Qualified nonrecourse financing \$
D If filer is a member of a consolidated group but not the parent, enter the following information about the parent		Other \$
Name		EIN
Address		

E Information about certain other partners (see instructions)

(1) Name	(2) Address	(3) Identifying number	(4) Check applicable box(es)		
			Category 1	Category 2	Constructive owner

F1 Name and address of foreign partnership DOVER STREET IV L P CEDAR HOUSE, 41 CEDAR AVENUE HAMILTON HM12, BERMUDA		2 EIN (if any) 04-3456831
4 Date of organization MARCH 15, 1999		3 Country under whose laws organized BERMUDA
5 Principal place of business BERMUDA	6 Principal business activity code number 523900	7 Principal business activity INVESTMENTS
8 Functional currency and exchange rate (see instr) US DOLLARS		

G Provide the following information for the foreign partnership's tax year

1 Name address, and identifying number of agent (if any) in the United States	2 Check if the foreign partnership must file <input type="checkbox"/> Form 1042 <input type="checkbox"/> Form 8804 <input checked="" type="checkbox"/> Form 1065 or 1065-B Service Center where Form 1065 or 1065-B is filed PHILADELPHIA
3 Name and address of foreign partnership's agent in country of organization, if any	4 Name and address of person(s) with custody of the books and records of the foreign partnership, and the location of such books and records, if different HARBOURVEST PARTNERS, LLC ONE FINANCIAL CENTER, 44TH FLOOR BOSTON, MA 02111

5 Were any special allocations made by the foreign partnership?	<input type="checkbox"/> Yes <input checked="" type="checkbox"/> No
6 Number of foreign disregarded entities owned by the partnership (attach list)	1
7 How is this partnership classified under the law of the country in which it is organized?	LIMITED PARTNERSHIP
8 Did the partnership own any separate units within the meaning of Regulations section 1.1503-2(c)(3) or (4)?	<input type="checkbox"/> Yes <input type="checkbox"/> No
9 Does this partnership meet both of the following requirements? • The partnership's total receipts for the tax year were less than \$250,000 and • The value of the partnership's total assets at the end of the tax year was less than \$600,000 If "Yes" do not complete Schedules L, M-1, and M-2	} <input type="checkbox"/> Yes <input type="checkbox"/> No

<p>Sign Here Only if You Are Filing This Form Separately and Not With Your Tax Return</p>	Under penalties of perjury I declare that I have examined this return including accompany schedules and statements and to the best of my knowledge and belief it is true, correct and complete Declaration of preparer (other than general partner or limited liability company member) is based on all information of which preparer has any knowledge	
	Signature of general partner or limited liability company member	Date
<p>Paid Preparer's Use Only</p>	Preparer's signature	Date
	Firm's name (or yours if self-employed) address and ZIP code	Check if self-employed <input type="checkbox"/>
	EIN	Preparer's SSN or PTIN
	Phone no	

Schedule A

Constructive Ownership of Partnership Interest. Check the boxes that apply to the filer. If you check box b, enter the name, address, and U.S. taxpayer identifying number (if any) of the person(s) whose interest you constructively own. See instructions.

a Owns a direct interest

b Owns a constructive interest

Name	Address	Identifying number (if any)	Check if foreign person	Check if direct partner

Schedule A-1 Certain Partners of Foreign Partnership (see instructions)

Name	Address	Identifying number (if any)	Check if foreign person

Does the partnership have any other foreign person as a direct partner? Yes No

Schedule A-2

Affiliation Schedule. List all partnerships (foreign or domestic) in which the foreign partnership owns a direct interest or indirectly owns a 10% interest.

Name	Address	EIN (if any)	Total ordinary income or loss	Check if foreign partnership
SEE ATTACHED SCHEDULE				

Schedule B Income Statement - Trade or Business Income

Caution: include *only* trade or business income and expenses on lines 1a through 22 below. See the instructions for more information.

Income	1 a	Gross receipts or sales	1a		
	b	Less returns and allowances	1b		1c
	2	Cost of goods sold			2
	3	Gross profit Subtract line 2 from line 1c			3
	4	Ordinary income (loss) from other partnerships, estates, and trusts (attach schedule)			4
	5	Net farm profit (loss) (attach Schedule F (Form 1040))			5
	6	Net gain (loss) from Form 4797, Part II, line 18			6
	7	Other income (loss) (attach schedule)			7
8	Total income (loss). Combine lines 3 through 7.			8	
Deductions (see page 8 of the instructions for limitations)	9	Salaries and wages (other than to partners) (less employment credits)			9
	10	Guaranteed payments to partners			10
	11	Repairs and maintenance			11
	12	Bad debts			12
	13	Rent			13
	14	Taxes and licenses			14
	15	Interest			15
	16 a	Depreciation (if required, attach Form 4562)	16a		
	b	Less depreciation reported on Schedule A and elsewhere on return	16b		16c
	17	Depletion (Do not deduct oil and gas depletion)			17
	18	Retirement plans, etc.			18
	19	Employee benefit programs			19
	20	Other deductions (attach schedule)			20
	21	Total deductions. Add the amounts shown in the far right column for lines 9 through 20.			21
22	Ordinary income (loss) from trade or business activities. Subtract line 21 from line 8.			22	

**SCHEDULE O
(Form 8865)**

**Transfer of Property to a Foreign Partnership
(under section 6038B)**

OMB No 1545-1668

2001

Department of the Treasury
Internal Revenue Service

▶ Attach to Form 8865 See Instructions for Form 8865

Name of transferor

Filer's identifying number

Name of foreign partnership

Part I Transfers Reportable Under Section 6038B

Type of property	(a) Date of transfer	(b) Number of items transferred	(c) Fair market value on date of transfer	(d) Cost or other basis	(e) Section 704(c) allocation method	(f) Gain recognized on transfer	(g) Percentage interest in partnership after transfer
Cash	VAR		2,209,000				
Marketable securities							
Inventory							
Tangible property used in trade or business							
Intangible property							
Other property							

Supplemental Information Required To Be Reported (see instructions)

Part II Dispositions Reportable Under Section 6038B

(a) Type of property	(b) Date of original transfer	(c) Date of disposition	(d) Manner of disposition	(e) Gain recognized by partnership	(f) Depreciation recapture recognized by partnership	(g) Gain allocated to partner	(h) Depreciation recapture allocated to partner

Part III Is any transfer reported on this schedule subject to gain recognition under section 904(f)(3) or section 904(f)(5)(F)?

Yes No

For Paperwork Reduction Act Notice, see the Instructions for Form 8865.

Schedule O (Form 8865) 2001

DOVER STREET IV L.P.
EIN: 04-3456831

FORM 8865
Number 6 ATTACHMENT

Name	Address	EIN
1 Techno VIII Investors LLC	c/o HarbourVest Partners, LLC One Financial Center, 44th Floor Boston, MA 02111	04-3508630

DOVER STREET IV L.P.
 EIN- 04-3456831

FORM 8865
 SCHEDULE A-2 ATTACHMENT

Name	Address	EIN	Total Ordinary Income/ Loss	Check if Foreign Partnership
1 Altos Ventures II, LP	2882 Sand Hill Road, Suite 100 Menlo Park, CA 94025	94-3338590	N/A	
2 Enterprise Partners IV Associates L P	7979 Ivanhoe Ave , Suite 500 Newport Beach, CA 92660	33-0761557	N/A	
3 Blackstone Offshore Capital Partners III L P	c/o The Blackstone Group, 345 Park Avenue, 14th Floor New York, NY 10154	13-3958252	N/A	X
4 Blackstone CCC Offshore Capital Partners L P	c/o The Blackstone Group, 345 Park Avenue, 14th Floor New York, NY 10154	13-4034417	N/A	X
5 Blackstone FI Offshore Capital Partners (Cayman) L P	c/o The Blackstone Group, 345 Park Avenue, 14th Floor New York, NY 10154	13-4116628	\$ (3,695)	X
6 Blackstone IPCS Offshore Capital Partners L P	c/o The Blackstone Group, 345 Park Avenue, 14th Floor New York, NY 10154	13-4126775	N/A	X
7 Blackstone UTP Offshore Capital Partners L P	c/o The Blackstone Group, 345 Park Avenue, 14th Floor New York, NY 10154	13-4126903	N/A	X
8 Blackstone BC Offshore Capital Partners LP	c/o The Blackstone Group, 345 Park Avenue, 14th Floor New York, NY 10154	13-4041664	\$ (9,379)	X

DOVER STREET IV L.P.
 EIN: 04-3456831

FORM 8865
 SCHEDULE A-2 ATTACHMENT

Name	Address	EIN	Total Ordinary Income/ Loss	Check if Foreign Partnership
9 Blackstone UC Offshore Capital Partners LP	c/o The Blackstone Group, 345 Park Avenue, 14th Floor, New York, NY 10154	13-4095437	\$(46,189)	X
10 Lehman Brothers Offshore Investment Partners II, L P	c/o Lehman Brothers Merchant Banking Partners, Inc , 3 World Financial Center, 18th Floor, New York, NY 10285	N/A	N/A	X
11 Industri Kapital1997 LP	Brettenham House 5 Lancaster Place London, UK WC2E 7EN	Applied For	N/A	X
12 Edelson Technology Partners IV, L P	300 Tice Blvd , Woodcliff Lake, NJ 07675	22-3502346	N/A	
13 Camrian Fund, LLC	201 San Antonio Circle, #235 Mountain View, CA 94040	91-20691010	N/A	
14 Goense Bounds & Partners B, L P	272 East Deer path, Suite 300 Lake Forest, IL 60045	36-4375428	N/A	
15 Innovacom 4 FCRP	23, rue Royale Paris, France 75008	N/A	N/A	X
16 Mobius (formerly SOFTBANK) Technology Venture Advisors Fund V L P	200 W Evelyn St Suite 200, Mountain View, CA 94041	77-0545804	N/A	

DOVER STREET IV L.P.
EIN. 04-3456831

FORM 8865
SCHEDULE A-2 ATTACHMENT

Name	Address	EIN	Total Ordinary Income/ Loss	Check if Foreign Partnership
17 Oak IX Affiliates Fund, L P	One Gorham Island Westport, CT 06880	06-1571899	\$ (49)	
18 Redpoint Technology Partners Q-1, L P	300 Sand Hill Road Bldg 2, Suite 290 Menlo Park, CA 94025	94-3348544	N/A	
19 TL Ventures IV Interfund L P	103 Foulk Road, Suite 202 Wilmington, DE 19803	51-0391210	N/A	
20 TL Ventures V Interfund L P	103 Foulk Road, Suite 202 Wilmington, DE 19803	23-3064638	N/A	
21 TL Ventures V L P	103 Foulk Road, Suite 202 Wilmington, DE 19803	23-3051374	N/A	
U S Venture Partners Entrepreneur 22 Partners VII-A, L P	2735 Sand Hill Road Menlo Park, CA 94025	94-3360544	N/A	
23 WorldView Strategic Partners III, L P	435 Tasso Street, Suite 120 Palo Alto, CA 94301	77-0529666	N/A	
24 YankeeTek Incubator Fund, L P	One Memorial Drive Cambridge, MA 02142	04-3510776	N/A	

Return of U.S. Persons With Respect to Certain Foreign Partnerships

2001

Department of the Treasury
Internal Revenue Service

▶ Attach to your tax return See separate instructions.
Information furnished for the foreign partnership's tax year
(see instructions) beginning 01/01, 2001, and ending 12/31, 20 01

Attachment
Sequence No 118

Important: All information must be in English All amounts must be in U S dollars unless otherwise indicated

Name of person filing this return **John S. and James L. Knight Foundation** Filer's identifying number **65-0464177**

Filer's address (if you are not filing this form with your tax return)
**2 South Biscayne Blvd
One Biscayne Tower Suite 3800
Miami, FL 33131**

A Category of filer (see Categories of Filers in the instructions and check applicable box(es))
1 2 3 4

B Filer's tax year beginning _____, 20____, and ending _____, 20____

C Filer's share of liabilities Nonrecourse \$ _____ Qualified nonrecourse financing \$ _____ Other \$ _____

D If filer is a member of a consolidated group but not the parent, enter the following information about the parent:

Name _____ EIN _____
Address _____

E Information about certain other partners (see instructions)

(1) Name	(2) Address	(3) Identifying number	(4) Check applicable box(es)		
			Category 1	Category 2	Constructive owner

F1 Name and address of foreign partnership
**DRAPER FISHER JURVETSON FUND VII, L.P
400 SEAPORT COURT, SUITE 250
REDWOOD CITY, CA 94063**

2 EIN (if any)
98-0228292

3 Country under whose laws organized
CAYMAN ISLANDS

4 Date of organization **08/03/2000** 5 Principal place of business **REDWOOD CITY, CA** 6 Principal business activity code number **523900** 7 Principal business activity **VENTURE CAPITAL** 8 Functional currency and exchange rate (see instr) **US DOLLAR**

G Provide the following information for the foreign partnership's tax year

1 Name, address, and identifying number of agent (if any) in the United States **TIMOTHY DRAPER
400 SEAPORT COURT, SUITE 250
REDWOOD CITY, CA 94063**

2 Check if the foreign partnership must file
 Form 1042 Form 8804 Form 1065 or 1065-B
Service Center where Form 1065 or 1065-B is filed
MEMPHIS, TN

3 Name and address of foreign partnership's agent in country of organization, if any
**WALKERS, WALKER HOUSE
P.O. BOX 265GT, MARY STREET,
GEORGETOWN, GRAND CAYMAN, CAYMAN ISLANDS**

4 Name and address of person(s) with custody of the books and records of the foreign partnership, and the location of such books and records, if different

5 Were any special allocations made by the foreign partnership? ▶ Yes No

6 Number of foreign disregarded entities owned by the partnership (attach list) ▶ **0**

7 How is this partnership classified under the law of the country in which it is organized? ▶ **PARTNERSHIP**

8 Did the partnership own any separate units within the meaning of Regulations section 1.1503-2(c)(3) or (4)? ▶ Yes No

9 Does this partnership meet both of the following requirements?
 • The partnership's total receipts for the tax year were less than \$250,000 and
 • The value of the partnership's total assets at the end of the tax year was less than \$600,000
 If "Yes," do not complete Schedules L, M-1, and M-2 } ▶ Yes No

Sign Here Only if You Are Filing This Form Separately and Not With Your Tax Return

Under penalties of perjury, I declare that I have examined this return, including accompanying schedules and statements, and to the best of my knowledge and belief, it is true, correct, and complete Declaration of preparer (other than general partner or limited liability company member) is based on all information of which preparer has any knowledge

Signature of general partner or limited liability company member _____ Date _____

Paid Preparer's Use Only

Preparer's signature _____ Date _____ Check if self-employed Preparer's SSN or PTIN _____

Firm's name (or yours if self-employed), address, and ZIP code _____ EIN _____ Phone no _____

Schedule A

Constructive Ownership of Partnership Interest. Check the boxes that apply to the filer. If you check box b, enter the name, address, and U S taxpayer identifying number (if any) of the person(s) whose interest you constructively own. See instructions.

a Owns a direct interest

b Owns a constructive interest

Name	Address	Identifying number (if any)	Check if foreign person	Check if direct partner

Schedule A-1 Certain Partners of Foreign Partnership (see instructions)

Name	Address	Identifying number (if any)	Check if foreign person
N/A			

Does the partnership have any other foreign person as a direct partner? Yes No

Schedule A-2

Affiliation Schedule. List all partnerships (foreign or domestic) in which the foreign partnership owns a direct interest or indirectly owns a 10% interest.

Name	Address	EIN (if any)	Total ordinary income or loss	Check if foreign partnership
NONE				

Schedule B

Income Statement - Trade or Business Income

Caution Include **only** trade or business income and expenses on lines 1a through 22 below. See the instructions for more information.

Income	1a	Gross receipts or sales	1a		
	b	Less returns and allowances	1b		1c
	2	Cost of goods sold			2
	3	Gross profit Subtract line 2 from line 1c			3
	4	Ordinary income (loss) from other partnerships, estates, and trusts (attach schedule)			4
	5	Net farm profit (loss) (attach Schedule F (Form 1040))			5
	6	Net gain (loss) from Form 4797, Part II, line 18			6
7	Other income (loss) (attach schedule)			7	
8	Total income (loss) Combine lines 3 through 7			8	
Deductions (see page 8 of the instructions for limitations)	9	Salaries and wages (other than to partners) (less employment credits)			9
	10	Guaranteed payments to partners			10
	11	Repairs and maintenance			11
	12	Bad debts			12
	13	Rent			13
	14	Taxes and licenses			14
	15	Interest			15
	16a	Depreciation (if required, attach Form 4562)	16a		
	b	Less depreciation reported on Schedule A and elsewhere on return	16b		16c
	17	Depletion (Do not deduct oil and gas depletion)			17
	18	Retirement plans, etc			18
	19	Employee benefit programs			19
	20	Other deductions (attach schedule)			20
	21	Total deductions Add the amounts shown in the far right column for lines 9 through 20			21
	22	Ordinary income (loss) from trade or business activities Subtract line 21 from line 8			22

**SCHEDULE O
(Form 8865)**

**Transfer of Property to a Foreign Partnership
(under section 6038B)**

OMB No 1545-1668

2001

Department of the Treasury
Internal Revenue Service

▶ Attach to Form 8865 See Instructions for Form 8865

Name of transferor

JOHN S AND JAMES L KNIGHT FOUNDATION

Filer's identifying number

65-0464177

Name of foreign partnership

Part I Transfers Reportable Under Section 6038B

Type of property	(a) Date of transfer	(b) Number of items transferred	(c) Fair market value on date of transfer	(d) Cost or other basis	(e) Section 704(c) allocation method	(f) Gain recognized on transfer	(g) Percentage interest in partnership after transfer
Cash			437,500				
Marketable securities							
Inventory							
Tangible property used in trade or business							
Intangible property							
Other property							

Supplemental Information Required To Be Reported (see instructions)

Part II Dispositions Reportable Under Section 6038B

(a) Type of property	(b) Date of original transfer	(c) Date of disposition	(d) Manner of disposition	(e) Gain recognized by partnership	(f) Depreciation recapture recognized by partnership	(g) Gain allocated to partner	(h) Depreciation recapture allocated to partner
N/A							

Part III Is any transfer reported on this schedule subject to gain recognition under section 904(f)(3) or section 904(f)(5)(F)?

Yes No

For Paperwork Reduction Act Notice, see the Instructions for Form 8865

Schedule O (Form 8865) 2001

Form **8865**

Return of U.S. Persons With Respect to Certain Foreign Partnerships

OMB No 1545-1668

2001

Department of the Treasury
Internal Revenue Service

▶ **Attach to your tax return** See separate instructions
Information furnished for the foreign partnership's tax year
(see instructions) beginning **JANUARY 1, 2001**, and ending **DECEMBER 31, 2001**

Attachment
Sequence No **118**

Important: All information must be in English. All amounts must be in U.S. dollars unless otherwise indicated.

Name of person filing this return: **John S. and James L. Knight Foundation**
Filer's identifying number: **65-0464177**

Filer's address (if you are not filing this form with your tax return):
**2 South Biscayne Blvd
One Biscayne Tower Suite 3800
Miami, FL 33131**

A Category of filer (see Categories of Filers in the instructions and check applicable box(es)):
1 2 3 4

B Filer's tax year beginning _____ 20____, and ending _____, 20____

C Filer's share of liabilities: Nonrecourse \$ _____ Qualified nonrecourse financing \$ _____ Other \$ _____

D If filer is a member of a consolidated group but not the parent, enter the following information about the parent:
Name _____ EIN _____
Address _____

E Information about certain other partners (see instructions)

(1) Name	(2) Address	(3) Identifying number	(4) Check applicable box(es)		
			Category 1	Category 2	Constructive owner
NOT APPLICABLE					

F1 Name and address of foreign partnership:
**IOA LP LLC
C/O HICKS, MUSE, TATE & FURST, INC
200 CRESCENT COURT, SUITE 1600, DALLAS, TX 75201**

2 EIN (if any): **98-0194562**

3 Country under whose laws organized: **CAYMAN ISLANDS**

4 Date of organization: **7/31/1998**

5 Principal place of business: **CAYMAN ISLANDS**

6 Principal business activity code number: **525990**

7 Principal business activity: **INVESTMENTS**

8 Functional currency and exchange rate (see instr): **US DOLLAR**

G Provide the following information for the foreign partnership's tax year:

1 Name, address, and identifying number of agent (if any) in the United States: **NOT APPLICABLE**

2 Check if the foreign partnership must file:
 Form 1042 Form 8804 Form 1065 or 1065-B
Service Center where Form 1065 or 1065-B is filed: **PHILADELPHIA, PA**

3 Name and address of foreign partnership's agent in country of organization, if any:
**HUNTLOW CORPORATE SERVICES LIMITED
THE HUNTLOW BUILDING FORT STREET
GEORGETOWN, GRAND CAYMAN, CAYMAN ISLANDS**

4 Name and address of person(s) with custody of the books and records of the foreign partnership, and the location of such books and records, if different:
**DAVID W. KNICKEL
HICKS, MUSE, TATE & FURST INCORPORATED
200 CRESCENT COURT, SUITE 1600, DALLAS, TX 75201**

5 Were any special allocations made by the foreign partnership? Yes No

6 Number of foreign disregarded entities owned by the partnership (attach list): **NONE**

7 How is this partnership classified under the law of the country in which it is organized? **EXEMPTED LIMITED LIABILITY COMPANY**

8 Did the partnership own any separate units within the meaning of Regulations section 1.1503-2(c)(3) or (4)? Yes No

9 Does this partnership meet both of the following requirements?
• The partnership's total receipts for the tax year were less than \$250,000 and
• The value of the partnership's total assets at the end of the tax year was less than \$600,000
If "Yes," do not complete Schedules L, M-1, and M-2. Yes No
NOT APPLICABLE

Sign Here Only if You Are Filing This Form Separately and Not With Your Tax Return

Under penalties of perjury, I declare that I have examined this return, including accompanying schedules and statements, and to the best of my knowledge and belief it is true, correct, and complete. Declaration of preparer (other than general partner or limited liability company member) is based on all information of which preparer has any knowledge.

Signature of general partner or limited liability company member: _____ Date: _____

Paid Preparer's Use Only

Preparer's signature: _____ Date: _____

Firm's name (or yours if self-employed), address and ZIP code: _____

Check if self-employed:

Preparer's SSN or PTIN: _____

EIN: _____

Phone no: _____

SCHEDULE O
(Form 8865)

Transfer of Property to a Foreign Partnership
(under section 6038B)

OMB No 1545-1668

2001

Department of the Treasury
Internal Revenue Service

▶ Attach to Form 8865 See Instructions for Form 8865

Name of transferor

Filer's identifying number

Name of foreign partnership

IOA LP LLC

Part I Transfers Reportable Under Section 6038B

Type of property	(a) Date of transfer	(b) Number of items transferred	(c) Fair market value on date of transfer	(d) Cost or other basis	(e) Section 704(c) allocation method	(f) Gain recognized on transfer	(g) Percentage interest in partnership after transfer
Cash	4/27/01; 8/31/01		55,957 44,418				
Marketable securities							
Inventory							
Tangible property used in trade or business							
Intangible property							
Other property							

Supplemental Information Required To Be Reported (see instructions)

Part II Dispositions Reportable Under Section 6038B

(a) Type of property	(b) Date of original transfer	(c) Date of disposition	(d) Manner of disposition	(e) Gain recognized by partnership	(f) Depreciation recapture recognized by partnership	(g) Gain allocated to partner	(h) Depreciation recapture allocated to partner

Part III Is any transfer reported on this schedule subject to gain recognition under section 904(f)(3) or section 904(f)(5)(F)? ▶ Yes No

Form **8865****Return of U.S. Persons With Respect to
Certain Foreign Partnerships**

OMB No 1545-1668

2001Department of the Treasury
Internal Revenue Service▶ Attach to your tax return See separate instructions
Information furnished for the foreign partnership's tax year
(see instructions) beginning 1/1, 2001, and ending 12/31, 20 01Attachment
Sequence No 118**Important:** All information must be in English All amounts must be in U S dollars unless otherwise indicated

Name of person filing this return JOHN S. and James L. Knight Foundation		Filer's identifying number 65-0464177	
Filer's address (if you are not filing this form with your tax return) 2 South Biscayne Blvd. One Biscayne Tower Suite 3800 Miami, FL 33131		A Category of filer (see Categories of Filers in the instructions and check applicable box(es)) 1 <input type="checkbox"/> 2 <input type="checkbox"/> 3 <input checked="" type="checkbox"/> 4 <input type="checkbox"/>	
C Filer's share of liabilities Nonrecourse \$		Qualified nonrecourse financing \$	
D If filer is a member of a consolidated group but not the parent, enter the following information about the parent:		Other \$	
Name		EIN	
Address			
E Information about certain other partners (see instructions)			
(1) Name	(2) Address	(3) Identifying number	(4) Check applicable box(es) Category 1 Category 2 Constructive owner
NOT APPLICABLE			
F1 Name and address of foreign partnership LA SEED LIMITED PARTNERSHIP C/O HICKS, MUSE, TATE & FURST INCORPORATED 200 CRESCENT COURT, SUITE 1600, DALLAS, TX 75201		2 EIN (if any) 98-0200206 3 Country under whose laws organized CAYMAN ISLANDS	
4 Date of organization 1/28/1999	5 Principal place of business CAYMAN ISLANDS	6 Principal business activity code number 523900	7 Principal business activity INVESTMENTS
		8 Functional currency and exchange rate (see instr) US DOLLAR	
G Provide the following information for the foreign partnership's tax year			
1 Name, address, and identifying number of agent (if any) in the United States NOT APPLICABLE		2 Check if the foreign partnership must file <input type="checkbox"/> Form 1042 <input type="checkbox"/> Form 8804 <input checked="" type="checkbox"/> Form 1065 or 1065-B Service Center where Form 1065 or 1065-B is filed PHILADELPHIA, PA	
3 Name and address of foreign partnership's agent in country of organization, if any HUNTLAW CORPORATE SERVICE LTD. THE HUNTLAW BUILDING, FORT STREET GEORGETOWN, GRAND CAYMAN, CAYMAN ISLANDS		4 Name and address of person(s) with custody of the books and records of the foreign partnership, and the location of such books and records, if different LINDA R. THOMPSON C/O HICKS, MUSE, TATE & FURST INC. 200 CRESCENT CT, STE 1600, DALLAS, TX 75201	
5 Were any special allocations made by the foreign partnership?		▶ <input type="checkbox"/> Yes <input checked="" type="checkbox"/> No	
6 Number of foreign disregarded entities owned by the partnership (attach list)		▶ ONE*	
7 How is this partnership classified under the law of the country in which it is organized?		▶ EXEMPTED LIMITED PSHIP	
8 Did the partnership own any separate units within the meaning of Regulations section 1.1503-2(c)(3) or (4)?		▶ <input type="checkbox"/> Yes <input type="checkbox"/> No	
9 Does this partnership meet both of the following requirements? • The partnership's total receipts for the tax year were less than \$250,000 and • The value of the partnership's total assets at the end of the tax year was less than \$600,000		▶ <input type="checkbox"/> Yes <input type="checkbox"/> No	
If "Yes," do not complete Schedules L, M-1, and M-2		▶ N/A	
Sign Here Only If You Are Filing This Form Separately and Not With Your Tax Return	Under penalties of perjury, I declare that I have examined this return including accompanying schedules and statements and to the best of my knowledge and belief it is true, correct, and complete Declaration of preparer (other than general partner or limited liability company member) is based on all information of which preparer has any knowledge		
	Signature of general partner or limited liability company member		Date
Paid Preparer's Use Only	Preparer's signature	Date	Preparer's SSN or PTIN
	Firm's name (or yours if self-employed), address, and ZIP code	Check if self-employed <input type="checkbox"/>	EIN
		Phone no	

For Paperwork Reduction Act Notice, see the separate instructions

Form **8865** (2001)

ISA * SEED CAYMAN LLC; CAYMAN ISLANDS; EXEMPTED LIMITED LIABILITY COMPANY

STFFED9051F 1

Schedule A: Constructive Ownership of Partnership Interest Check the boxes that apply to the filer. If you check box b, enter the name, address, and U S taxpayer identifying number (if any) of the person(s) whose interest you constructively own. See instructions.

a Owns a direct interest

b Owns a constructive interest

Name	Address	Identifying number (if any)	Check if foreign person	Check if direct partner

Schedule A-1 Certain Partners of Foreign Partnership (see instructions)

Name	Address	Identifying number (if any)	Check if direct partner
STATE TREASURER OF THE STATE OF MICHIGAN	2501 COOLIDGE ROAD SUITE 400 EAST LANSING, MI 48823	36-2836023	

Does the partnership have any other foreign person as a direct partner? Yes No

Schedule A-2 Affiliation Schedule. List all partnerships (foreign or domestic) in which the foreign partnership owns a direct interest or indirectly owns a 10% interest.

Name	Address	EIN (if any)	Total ordinary income or loss	Check if foreign partnership
INTERNATIONAL SEED HOLDINGS, LP	C/O HICKS, MUSE, TATE & FURST, L.P. 200 CRESCENT COURT SUITE 1600 DALLAS, TX 75201	98-0214611	NOT APPLICABLE	X

Schedule B: Income Statement — Trade or Business Income

Caution. Include only trade or business income and expenses on lines 1a through 22 below. See the instructions for more information.

Income	1a Gross receipts or sales	1a		
	b Less returns and allowances	1b		1c
	2 Cost of goods sold			2
	3 Gross profit Subtract line 2 from line 1c			3
	4 Ordinary income (loss) from other partnerships, estates, and trusts (attach schedule)			4
	5 Net farm profit (loss) (attach Schedule F (Form 1040))			5
	6 Net gain (loss) from Form 4797, Part II, line 18			6
	7 Other income (loss) (attach schedule)			7
8 Total income (loss). Combine lines 3 through 7			8	
Deductions (see page 8 of the instructions for limitations)	9 Salaries and wages (other than to partners) (less employment credits)			9
	10 Guaranteed payments to partners			10
	11 Repairs and maintenance			11
	12 Bad debts			12
	13 Rent			13
	14 Taxes and licenses			14
	15 Interest			15
	16a Depreciation (if required, attach Form 4562)	16a		
	b Less depreciation reported on Schedule A and elsewhere on return	16b		16c
	17 Depletion (Do not deduct oil and gas depletion)			17
	18 Retirement plans, etc			18
	19 Employee benefit programs			19
	20 Other deductions (attach schedule)			20
	21 Total deductions Add the amounts shown in the far right column for lines 9 through 20			21
22 Ordinary income (loss) from trade or business activities Subtract line 21 from line 8			22	

SCHEDULE O
(Form 8865)

Transfer of Property to a Foreign Partnership
(under section 6038B)

OMB No 1545-1668

2001

Department of the Treasury
Internal Revenue Service

▶ Attach to Form 8865 See Instructions for Form 8865

Name of transferor

Filer's identifying number

Name of foreign partnership

LA SEED LIMITED PARTNERSHIP

Part I Transfers Reportable Under Section 6038B

Type of property	(a) Date of transfer	(b) Number of items transferred	(c) Fair market value on date of transfer	(d) Cost or other basis	(e) Section 704(c) allocation method	(f) Gain recognized on transfer	(g) Percentage interest in partnership after transfer
Cash							
Marketable securities							
Inventory							
Tangible property used in trade or business							
Intangible property							
Other property	7/27/01	N/A	197,475				

Supplemental Information Required To Be Reported (see instructions)

INTEREST IN A SENIOR SUBORDINATED NOTE FROM STONEVILLE HOLDING CORPORATION-AT TAX BASIS.

Part II Dispositions Reportable Under Section 6038B NOT APPLICABLE

(a) Type of property	(b) Date of original transfer	(c) Date of disposition	(d) Manner of disposition	(e) Gain recognized by partnership	(f) Depreciation recapture recognized by partnership	(g) Gain allocated to partner	(h) Depreciation recapture allocated to partner

Part III Is any transfer reported on this schedule subject to gain recognition under section 904(f)(3) or section 904(f)(5)(F)?

▶ Yes No

Form **8865**

Return of U.S. Persons With Respect to Certain Foreign Partnerships

OMB No 1545-1668

2001

Department of the Treasury
Internal Revenue Service

▶ **Attach to your tax return. See separate instructions**
Information furnished for the foreign partnership's tax year
(see instructions) beginning 1/1, 2001, and ending 12, 31, 2001

Attachment
Sequence No **118**

Important: All information must be in English. All amounts must be in U.S. dollars unless otherwise indicated.

Name of person filing this return John S. and James L. Knight Foundation Filer's identifying number 65-0464177

Filer's address (if you are not filing this form with your tax return)
2 South Biscayne Blvd
One Biscayne Tower Suite 3800

A Category of filer (see Categories of Filers in the instructions and check applicable box(es))
1 2 3 4

B Filer's tax year beginning 20..... and ending 20.....

C Filer's share of liabilities Nonrecourse \$ 0 Qualified nonrecourse financing \$ 0 Other \$ 0

D If filer is a member of a consolidated group but not the parent, enter the following information about the parent.
Name N/A EIN _____
Address _____

E Information about certain other partners (see instructions)

(1) Name	(2) Address	(3) Identifying number	(4) Check applicable box(es)		
			Category 1	Category 2	Constructive owner
<u>N/A</u>					

F1 Name and address of foreign partnership
The Latin America Enterprise Fund II, L.P.
c/o 2665 South Bayshore Drive, Suite 1101
Coconut Grove, Florida 33133

2 EIN (if any) 98-0190787

3 Country under whose laws organized
Cayman Islands

4 Date of organization 6/26/98 5 Principal place of business Cayman Islands 6 Principal business activity code number 523900 7 Principal business activity Investment 8 Functional currency and exchange rate (see instr) USD

G Provide the following information for the foreign partnership's tax year

1 Name, address, and identifying number of agent (if any) in the United States
N/A

2 Check if the foreign partnership must file
 Form 1042 Form 8804 Form 1065 or 1065-B
Service Center where Form 1065 or 1065-B is filed.
N/A

3 Name and address of foreign partnership's agent in country of organization, if any
c/o Maples and Calder
P.O.Box 309, George Town
Grand Cayman, Cayman Islands

4 Name and address of person(s) with custody of the books and records of the foreign partnership, and the location of such books and records, if different
Latin America Enterprise Fund Managers
2665 South Bayshore Drive, Suite 1101
Coconut Grove, Florida 33133

5 Were any special allocations made by the foreign partnership? ▶ Yes No

6 Number of foreign disregarded entities owned by the partnership (attach list) ▶ 5

7 How is this partnership classified under the law of the country in which it is organized? ▶ Exempted Limited Partnership

8 Did the partnership own any separate units within the meaning of Regulations section 1.1503-2(c)(3) or (4)? ▶ Yes No

9 Does this partnership meet both of the following requirements?
• The partnership's total receipts for the tax year were less than \$250,000 and
• The value of the partnership's total assets at the end of the tax year was less than \$600,000 } ▶ Yes No
If "Yes," do not complete Schedules L, M-1, and M-2

Sign Here Only If You Are Filing This Form Separately and Not With Your Tax Return
Under penalties of perjury, I declare that I have examined this return, including accompanying schedules and statements, and to the best of my knowledge and belief it is true, correct, and complete. Declaration of preparer (other than general partner or limited liability company member) is based on all information of which preparer has any knowledge.

Signature of general partner or limited liability company member _____ Date _____

Paid Preparer's Use Only
Preparer's signature _____ Date _____ Check if self-employed Preparer's SSN or PTIN _____
Firm's name (or yours if self-employed), address and ZIP code _____ EIN _____
Phone no. () _____

Schedule A

Constructive Ownership of Partnership Interest. Check the boxes that apply to the filer. If you check box b, enter the name, address, and U S taxpayer identifying number (if any) of the person(s) whose interest you constructively own. See instructions.

a Owns a direct interest

b Owns a constructive interest

Name	Address	Identifying number (if any)	Check if foreign person	Check if direct partner

Schedule A-1 Certain Partners of Foreign Partnership (see instructions)

Name	Address	Identifying number (if any)	Check if foreign person
Pharus Corporation	c/o Harvard Mgmt. 600 Atlantic Ave. Boston, MA 02210	04-2997367	
HarbourVest Int'l Private Equity Partners II Partnership Fund, LP	One Financial Center, 44th Floor Boston, MA 02111	04-3276296	

Does the partnership have any other foreign person as a direct partner? Yes No

Schedule A-2

Affiliation Schedule. List all partnerships (foreign or domestic) in which the foreign partnership owns a direct interest or indirectly owns a 10% interest.

Name	Address	EIN (if any)	Total ordinary income or loss	Check if foreign partnership
N/A				

Schedule B Income Statement—Trade or Business Income

Caution Include only trade or business income and expenses on lines 1a through 22 below. See the instructions for more information.

Income	1a Gross receipts or sales	1a			
	b Less returns and allowances	1b			1c
	2 Cost of goods sold				2
	3 Gross profit Subtract line 2 from line 1c				3
	4 Ordinary income (loss) from other partnerships, estates, and trusts (attach schedule)				4
	5 Net farm profit (loss) (attach Schedule F (Form 1040))				5
	6 Net gain (loss) from Form 4797, Part II, line 18				6
	7 Other income (loss) (attach schedule)				7
8 Total income (loss). Combine lines 3 through 7				8	
Deductions (see page 8 of the instructions for limitations)	9 Salaries and wages (other than to partners) (less employment credits)				9
	10 Guaranteed payments to partners				10
	11 Repairs and maintenance				11
	12 Bad debts				12
	13 Rent				13
	14 Taxes and licenses				14
	15 Interest				15
	16a Depreciation (if required, attach Form 4562)	16a			
	b Less depreciation reported on Schedule A and elsewhere on return	16b			16c
	17 Depletion (Do not deduct oil and gas depletion)				17
	18 Retirement plans, etc				18
	19 Employee benefit programs				19
	20 Other deductions (attach schedule)				20
	21 Total deductions Add the amounts shown in the far right column for lines 9 through 20				21
22 Ordinary income (loss) from trade or business activities Subtract line 21 from line 8				22	

The Latin America Enterprise Fund II, LP
 Foreign Disregarded Entities
 At December 31, 2001

<u>Name of Entity</u>	<u>Country</u>	<u>Classification</u>
Larchwood Holdings Ltd. (<i>Yupi Internet, Inc.</i>)	BVI	International Business Company
Trousdale Continental Corp. (<i>Analytica, LLC</i>)	BVI	International Business Company
Holloway Management Corporation (<i>Fiera Group, Inc.</i>)	BVI	International Business Company
Erce Company Ltd. (<i>Tradaq/Internet Barter, Inc</i>)	BVI	International Business Company
MLO International Finance Ltd (<i>Primestream Corp</i>)	BVI	International Business Company

**SCHEDULE O
(Form 8865)**

**Transfer of Property to a Foreign Partnership
(under section 6038B)**

OMB No 1545-1668

2001

Department of the Treasury
Internal Revenue Service

▶ Attach to Form 8865 See Instructions for Form 8865

Name of transferor JOHN S AND JAMES L KNIGHT FOUNDATION	Filer's identifying number 65-0464177
Name of foreign partnership	

Part I Transfers Reportable Under Section 6038B

Type of property	(a) Date of transfer	(b) Number of items transferred	(c) Fair market value on date of transfer	(d) Cost or other basis	(e) Section 704(c) allocation method	(f) Gain recognized on transfer	(g) Percentage interest in partnership after transfer
Cash			4,937,763				
Marketable securities							
Inventory							
Tangible property used in trade or business							
Intangible property							
Other property							

Supplemental Information Required To Be Reported (see instructions)

Part II Dispositions Reportable Under Section 6038B

(a) Type of property	(b) Date of original transfer	(c) Date of disposition	(d) Manner of disposition	(e) Gain recognized by partnership	(f) Depreciation recapture recognized by partnership	(g) Gain allocated to partner	(h) Depreciation recapture allocated to partner
N/A							

Part III Is any transfer reported on this schedule subject to gain recognition under section 904(f)(3) or section 904(f)(5)(F)? Yes No

For Paperwork Reduction Act Notice, see the Instructions for Form 8865

Schedule O (Form 8865) 2001

Return of U.S. Persons With Respect to Certain Foreign Partnerships

2001

Department of the Treasury
Internal Revenue Service

▶ Attach to your tax return See separate instructions
Information furnished for the foreign partnership's tax year
(see instructions) beginning January , 2001, and ending December , 20 01

Attachment
Sequence No 118

Important: All information must be in English All amounts must be in U S dollars unless otherwise indicated

Name of person filing this return
JOHN S. AND JAMES L. KNIGHT FOUNDATION

Filer's identifying number
65-0464177

Filer's address (if you are not filing this form with your tax return)
**C/O BETTY CLOSSICK
2 SOUTH BISCAYNE BOULEVARD, SUITE 3
MIAMI, FL 33131**

A Category of filer (see Categories of Filers in the instructions and check applicable box(es))
1 2 3 4

B Filer's tax year beginning _____, and ending _____

C Filer's share of liabilities Nonrecourse \$ _____ Qualified nonrecourse financing \$ _____ Other \$ _____

D If filer is a member of a consolidated group but not the parent, enter the following information about the parent

Name _____ EIN _____
Address _____

E Information about certain other partners (see instructions)

(1) Name	(2) Address	(3) Identifying number	(4) Check applicable box(es)		
			Category 1	Category 2	Constructive owner

F1 Name and address of foreign partnership
**THOMAS H LEE (ALTERNATIVE) FUND V LP
C/O THOMAS LEE PARTNERS 75 STATE STREET
BOSTON, MA 02109**

2 EIN (if any) _____

3 Country under whose laws organized
CAYMAN ISLANDS

4 Date of organization **11/07/2001**

5 Principal place of business **CAYMAN ISLANDS**

6 Principal business activity code number **525990**

7 Principal business activity **INVESTMENTS**

8 Functional currency and exchange rate (see instr) **US DOLLAR**

G Provide the following information for the foreign partnership's tax year

1 Name, address, and identifying number of agent (if any) in the United States _____

2 Check if the foreign partnership must file
 Form 1042 Form 8804 Form 1065 or 1065-B
Service Center where Form 1065 or 1065-B is filed
MEMPHIS, OHIO

3 Name and address of foreign partnership's agent in country of organization, if any
**WALKERS SPV LIMITED
WALKERS HOUSE MARY STREET PO BOX 256GT
GEORGE TOWN, GRAND CAYMAN, CAYMAN ISLANDS**

4 Name and address of person(s) with custody of the books and records of the foreign partnership, and the location of such books and records, if different
**CHARLES HOLDEN, THOMAS H LEE PARTNERS LP
75 STATE STREET
BOSTON, MA 02109**

5 Were any special allocations made by the foreign partnership? Yes No

6 Number of foreign disregarded entities owned by the partnership (attach list) _____

7 How is this partnership classified under the law of the country in which it is organized? **LIMITED PARTNERSHIP**

8 Did the partnership own any separate units within the meaning of Regulations section 1.1503-2(c)(3) or (4)? Yes No

9 Does this partnership meet both of the following requirements?
• The partnership's total receipts for the tax year were less than \$250,000 and
• The value of the partnership's total assets at the end of the tax year was less than \$600,000 } Yes No
If "Yes," do not complete Schedules L, M-1 and M-2

Sign Here Only If You Are Filing This Form Separately and Not With Your Tax Return

Under penalties of perjury I declare that I have examined this return including accompany schedules and statements and to the best of my knowledge and belief it is true correct and complete Declaration of preparer (other than general partner or limited liability company member) is based on all information of which preparer has any knowledge

Signature of general partner or limited liability company member _____ Date _____

Preparer's signature _____ Date _____ Check if self-employed Preparer's SSN or PTIN _____

Firm's name (or yours if self-employed) address and ZIP code _____ EIN _____ Phone no _____

Schedule A

Constructive Ownership of Partnership Interest. Check the boxes that apply to the filer. If you check box b, enter the name, address, and U S taxpayer identifying number (if any) of the person(s) whose interest you constructively own. See instructions.

a Owns a direct interest

b Owns a constructive interest

Name	Address	Identifying number (if any)	Check if foreign person	Check if direct partner

Schedule A-1 Certain Partners of Foreign Partnership (see instructions)

Name	Address	Identifying number (if any)	Check if foreign person

Does the partnership have any other foreign person as a direct partner? Yes No

Schedule A-2

Affiliation Schedule. List all partnerships (foreign or domestic) in which the foreign partnership owns a direct interest or indirectly owns a 10% interest.

Name	Address	EIN (if any)	Total ordinary income or loss	Check if foreign partnership

Schedule B Income Statement - Trade or Business Income

Caution Include **only** trade or business income and expenses on lines 1a through 22 below. See the instructions for more information.

Income	1a	Gross receipts or sales	1a		
	b	Less returns and allowances	1b		1c
	2	Cost of goods sold			2
	3	Gross profit Subtract line 2 from line 1c			3
	4	Ordinary income (loss) from other partnerships, estates, and trusts (attach schedule)			4
	5	Net farm profit (loss) (attach Schedule F (Form 1040))			5
	6	Net gain (loss) from Form 4797, Part II, line 18			6
	7	Other income (loss) (attach schedule)			7
8	Total income (loss) Combine lines 3 through 7.			8	
Deductions (see page 8 of the instructions for limitations)	9	Salaries and wages (other than to partners) (less employment credits)			9
	10	Guaranteed payments to partners			10
	11	Repairs and maintenance			11
	12	Bad debts			12
	13	Rent			13
	14	Taxes and licenses			14
	15	Interest			15
	16a	Depreciation (if required, attach Form 4562)	16a		
	b	Less depreciation reported on Schedule A and elsewhere on return	16b		16c
	17	Depletion (Do not deduct oil and gas depletion)			17
	18	Retirement plans, etc			18
	19	Employee benefit programs			19
	20	Other deductions (attach schedule)			20
	21	Total deductions Add the amounts shown in the far right column for lines 9 through 20			21
22	Ordinary income (loss) from trade or business activities Subtract line 21 from line 8			22	

**SCHEDULE O
(Form 8865)**

**Transfer of Property to a Foreign Partnership
(under section 6038B)**

OMB No 1545-1668

2001

Department of the Treasury
Internal Revenue Service

▶ Attach to Form 8865 See Instructions for Form 8865

Name of transferor
JOHN S & JAMES L KNIGHT FOUNDATION

Filer's identifying number
65-0464177

Name of foreign partnership

Part I Transfers Reportable Under Section 6038B

Type of property	(a) Date of transfer	(b) Number of items transferred	(c) Fair market value on date of transfer	(d) Cost or other basis	(e) Section 704(c) allocation method	(f) Gain recognized on transfer	(g) Percentage interest in partnership after transfer
Cash	VARIOUS		456,840				
Marketable securities							
Inventory							
Tangible property used in trade or business							
Intangible property							
Other property							

Supplemental Information Required To Be Reported (see instructions)

Part II Dispositions Reportable Under Section 6038B

(a) Type of property	(b) Date of original transfer	(c) Date of disposition	(d) Manner of disposition	(e) Gain recognized by partnership	(f) Depreciation recapture recognized by partnership	(g) Gain allocated to partner	(h) Depreciation recapture allocated to partner

Part III Is any transfer reported on this schedule subject to gain recognition under section 904(f)(3) or section 904(f)(5)(F)? Yes No

For Paperwork Reduction Act Notice, see the Instructions for Form 8865

Schedule O (Form 8865) 2001

Return of U.S. Persons With Respect to Certain Foreign Partnerships

2001

Department of the Treasury
Internal Revenue Service

Information furnished for the foreign partnership's tax year
(see instructions) beginning 2001, and ending 20

Attachment
Sequence No 118

Important: All information must be in English. All amounts must be in U.S. dollars unless otherwise indicated.

Name of person filing this return: JOHN S AND JAMES L KNIGHT FOUNDATION
Filer's identifying number: 65-0464177

Filer's address (if you are not filing this form with your tax return): 2 SOUTH BISCAYNE BLVD, ONE BISCAYNE TOWER SUITE 3800, MIAMI, FL 33131
A Category of filer (see Categories of Filers in the instructions and check applicable box(es)):
1 2 3 4
B Filer's tax year beginning _____ and ending _____

C Filer's share of liabilities: Nonrecourse \$ _____, Qualified nonrecourse financing \$ _____, Other \$ _____

D If filer is a member of a consolidated group but not the parent, enter the following information about the parent:
Name _____ EIN _____
Address _____

E Information about certain other partners (see instructions)

(1) Name	(2) Address	(3) Identifying number	(4) Check applicable box(es)		
			Category 1	Category 2	Constructive owner

F1 Name and address of foreign partnership: BC EUROPEAN CAPITAL VII-7 LP, BARFIELD HOUSE, ST JULIAN'S AVENUE, ST PETER PORT, GUERNSEY, CHANNEL ISLANDS GY1 3QL
2 EIN (if any): 98-0349096
3 Country under whose laws organized: UNITED KINGDOM

4 Date of organization: MARCH 31, 2000
5 Principal place of business: UNITED KINGDOM
6 Principal business activity code number: 523900
7 Principal business activity: PORTFOLIO INVEST
8 Functional currency and exchange rate (see instr): EURO .8965

G Provide the following information for the foreign partnership's tax year

1 Name, address, and identifying number of agent (if any) in the United States: NONE
2 Check if the foreign partnership must file:
 Form 1042 Form 8804 Form 1065 or 1065-B
Service Center where Form 1065 or 1065-B is filed: PHILADELPHIA

3 Name and address of foreign partnership's agent in country of organization, if any: CIE MANAGEMENT II LTD, BARFIELD HOUSE, ST JULIAN'S AVENUE, ST PETER PROT, GUERNSEY, CHANNEL ISLANDS GY13QL
4 Name and address of person(s) with custody of the books and records of the foreign partnership, and the location of such books and records, if different: GUERNSEY INTERNATIONAL FUND MANAGERS, BARFIELD HOUSE, ST JULIAN'S AVENUE, ST PETER PORT, GUERNSEY, CHANNEL ISLANDS GY13QL

5 Were any special allocations made by the foreign partnership? Yes No
6 Number of foreign disregarded entities owned by the partnership (attach list): _____
7 How is this partnership classified under the law of the country in which it is organized? PARTNERSHIP
8 Did the partnership own any separate units within the meaning of Regulations section 1.1503-2(c)(3) or (4)? Yes No
9 Does this partnership meet both of the following requirements?
• The partnership's total receipts for the tax year were less than \$250,000 and
• The value of the partnership's total assets at the end of the tax year was less than \$600,000
If "Yes," do not complete Schedules L, M-1, and M-2. Yes No

Sign Here Only If You Are Filing This Form Separately and Not With Your Tax Return: Under penalties of perjury I declare that I have examined this return including accompany schedules and statements and to the best of my knowledge and belief it is true correct and complete Declaration of preparer (other than general partner or limited liability company member) is based on all information of which preparer has any knowledge

Signature of general partner or limited liability company member: _____ Date: _____
Preparer's signature: _____ Date: _____ Check if self-employed Preparer's SSN or PTIN: _____
Firm's name (or yours if self-employed) address and ZIP code: _____ EIN: _____ Phone no: _____

Schedule A

Constructive Ownership of Partnership Interest. Check the boxes that apply to the filer. If you check box b, enter the name, address, and U S taxpayer identifying number (if any) of the person(s) whose interest you constructively own. See instructions.

a Owns a direct interest

b Owns a constructive interest

Name	Address	Identifying number (if any)	Check if foreign person	Check if direct partner

Schedule A-1

Certain Partners of Foreign Partnership (see instructions)

Name	Address	Identifying number (if any)	Check if foreign person

Does the partnership have any other foreign person as a direct partner?

Yes

No

Schedule A-2

Affiliation Schedule. List all partnerships (foreign or domestic) in which the foreign partnership owns a direct interest or indirectly owns a 10% interest.

Name	Address	EIN (if any)	Total ordinary income or loss	Check if foreign partnership

Schedule B

Income Statement - Trade or Business Income

Caution Include **only** trade or business income and expenses on lines 1a through 22 below. See the instructions for more information.

Income	1 a	Gross receipts or sales	1 a		
	b	Less returns and allowances	1 b		1 c
	2	Cost of goods sold			2
	3	Gross profit Subtract line 2 from line 1c			3
	4	Ordinary income (loss) from other partnerships, estates, and trusts (attach schedule)			4
	5	Net farm profit (loss) (attach Schedule F (Form 1040))			5
	6	Net gain (loss) from Form 4797, Part II, line 18			6
	7	Other income (loss) (attach schedule)			7
8	Total income (loss) Combine lines 3 through 7.			8	
Deductions (see page 8 of the instructions for limitations)	9	Salaries and wages (other than to partners) (less employment credits)			9
	10	Guaranteed payments to partners			10
	11	Repairs and maintenance			11
	12	Bad debts			12
	13	Rent			13
	14	Taxes and licenses			14
	15	Interest			15
	16 a	Depreciation (if required, attach Form 4562)	16 a		
	b	Less depreciation reported on Schedule A and elsewhere on return	16 b		16 c
	17	Depletion (Do not deduct oil and gas depletion)			17
	18	Retirement plans, etc			18
	19	Employee benefit programs			19
	20	Other deductions (attach schedule)			20
	21	Total deductions Add the amounts shown in the far right column for lines 9 through 20			21
22	Ordinary income (loss) from trade or business activities Subtract line 21 from line 8			22	

SCHEDULE O
(Form 8865)

Department of the Treasury
Internal Revenue Service

Transfer of Property to a Foreign Partnership
(under section 6038B)

▶ Attach to Form 8865 See Instructions for Form 8865

OMB No 1545-1668

2001

Name of transferor JOHN S. AND JAMES L. KNIGHT FOUNDATION	Filer's identifying number 65-0464177
Name of foreign partnership	

Part I Transfers Reportable Under Section 6038B

Type of property	(a) Date of transfer	(b) Number of items transferred	(c) Fair market value on date of transfer	(d) Cost or other basis	(e) Section 704(c) allocation method	(f) Gain recognized on transfer	(g) Percentage interest in partnership after transfer
Cash	03/13/01 07/02/01		278,940 586,569				2.75862% 2.75862%
Marketable securities							
Inventory							
Tangible property used in trade or business							
Intangible property							
Other property							

Supplemental Information Required To Be Reported (see instructions)

Part II Dispositions Reportable Under Section 6038B

(a) Type of property	(b) Date of original transfer	(c) Date of disposition	(d) Manner of disposition	(e) Gain recognized by partnership	(f) Depreciation recapture recognized by partnership	(g) Gain allocated to partner	(h) Depreciation recapture allocated to partner
N/A							

Part III Is any transfer reported on this schedule subject to gain recognition under section 904(f)(3) or section 904(f)(5)(F)? Yes No

For Paperwork Reduction Act Notice, see the Instructions for Form 8865

Schedule O (Form 8865) 2001

Return of U.S. Persons With Respect to Certain Foreign Partnerships

2001

Department of the Treasury Internal Revenue Service

Attach to your tax return See separate instructions Information furnished for the foreign partnership's tax year (see instructions) beginning 1/01, 2001, and ending 12/31, 2001

Attachment Sequence No 118

Important: All information must be in English All amounts must be in U S dollars unless otherwise indicated

Name of person filing this return John S. & James L. Knight Foundation Filer's identifying number 65-0464177

Filer's address (if you are not filing this form with your tax return) 2 South Biscayne Blvd One Biscayne Tower Suite 3800 Miami, FL 33131 A Category of filer (see Categories of Filers in the instructions and check applicable box(es)) 1 [] 2 [] 3 [X] 4 []

B Filer's tax year beginning and ending C Filer's share of liabilities Nonrecourse \$ Qualified nonrecourse financing \$ Other \$

D If filer is a member of a consolidated group but not the parent, enter the following information about the parent Name EIN Address

E Information about certain other partners (see instructions)

Table with 4 columns: (1) Name, (2) Address, (3) Identifying number, (4) Check applicable box(es) (Category 1, Category 2, Constructive owner). Row 1: NOT APPLICABLE

F1 Name and address of foreign partnership HMTF-LA I QUALIFIED CABLE, LP FKA ARGENTINA CABLE LP C/O HICKS, MUSE, TATE & FURST INCORPORATED 200 CRESCENT COURT, SUITE 1600, DALLAS, TX 75201 2 EIN (if any) 98-0208249 3 Country under whose laws organized CAYMAN ISLANDS

4 Date of organization 05/14/1999 5 Principal place of business CAYMAN ISLANDS 6 Principal business activity code number 523900 7 Principal business activity INVESTMENTS 8 Functional currency and exchange rate (see instr) US DOLLAR

G Provide the following information for the foreign partnership's tax year

1 Name, address, and identifying number of agent (if any) in the United States NOT APPLICABLE 2 Check if the foreign partnership must file [] Form 1042 [] Form 8804 [X] Form 1065 or 1065-B Service Center where Form 1065 or 1065-B is filed PHILADELPHIA, PA

3 Name and address of foreign partnership's agent in country of organization, if any HUNTLAW CORPORATE SERVICES LIMITED THE HUNTLAW BUILDING, FORT STREET GEORGETOWN, GRAND CAYMAN, CAYMAN ISLANDS 4 Name and address of person(s) with custody of the books and records of the foreign partnership, and the location of such books and records, if different DAVID W. KNICKEL HICKS, MUSE, TATE & FURST INCORPORATED 200 CRESCENT CT, STE 1600, DALLAS, TX 75201

5 Were any special allocations made by the foreign partnership? [] Yes [X] No 6 Number of foreign disregarded entities owned by the partnership (attach list) NONE 7 How is this partnership classified under the law of the country in which it is organized? EXEMPTED LIMITED PARTNERSHIP 8 Did the partnership own any separate units within the meaning of Regulations section 1.1503-2(c)(3) or (4)? [] Yes [] No 9 Does this partnership meet both of the following requirements? [] Yes [] No The partnership's total receipts for the tax year were less than \$250,000 and The value of the partnership's total assets at the end of the tax year was less than \$600,000 If "Yes," do not complete Schedules L, M-1, and M-2 NOT APPLICABLE

Sign Here Only if You Are Filing This Form Separately and Not With Your Tax Return Under penalties of perjury, I declare that I have examined this return including accompany schedules and statements and to the best of my knowledge and belief it is true, correct and complete Declaration of preparer (other than general partner or limited liability company member) is based on all information of which preparer has any knowledge

Signature of general partner or limited liability company member Date

Paid Preparer's Use Only Preparer's signature Date Check if self-employed [] Preparer's SSN or PTIN

Firm's name (or yours if self-employed) address and ZIP code EIN Phone no

Schedule A

Constructive Ownership of Partnership Interest. Check the boxes that apply to the filer. If you check box b, enter the name, address, and U S taxpayer identifying number (if any) of the person(s) whose interest you constructively own. See instructions.

a Owns a direct interest

b Owns a constructive interest

Name	Address	Identifying number (if any)	Check if foreign person	Check if direct partner

Schedule A-1 Certain Partners of Foreign Partnership (see instructions)

Name	Address	Identifying number (if any)	Check if foreign person
STATE TREASURER OF THE STATE OF MICHIGAN	2501 COOLIDGE RD STE 400 EAST LANSING, MI 48823	38-2836023	

Does the partnership have any other foreign person as a direct partner? Yes No

Schedule A-2

Affiliation Schedule. List all partnerships (foreign or domestic) in which the foreign partnership owns a direct interest or indirectly owns a 10% interest

Name	Address	EIN (if any)	Total ordinary income or loss	Check if foreign partnership
HMTF-LA ARGENTINA CABLE PARTNERS COMPANY	C/O HICKS, MUSE, TATE & FURST INCORPORATED	98-020825	NOT APPLICABLE	X
HMTF-LA TELEDIGITAL CABLE PARTNERS, LP	200 CRESCENT COURT SUITE 1600	98-0211548	NOT APPLICABLE	X
DAVIVO INTERNATIONAL LTD	DALLAS, TX 75201	98-0347481	N/A	X

Schedule B Income Statement - Trade or Business Income

Caution: Include only trade or business income and expenses on lines 1a through 22 below. See the instructions for more information.

Income	1a	Gross receipts or sales	1a		
	b	Less returns and allowances	1b		1c
	2	Cost of goods sold			2
	3	Gross profit Subtract line 2 from line 1c			3
	4	Ordinary income (loss) from other partnerships, estates, and trusts (attach schedule)			4
	5	Net farm profit (loss) (attach Schedule F (Form 1040))			5
	6	Net gain (loss) from Form 4797, Part II, line 18			6
	7	Other income (loss) (attach schedule)			7
8	Total income (loss). Combine lines 3 through 7			8	
Deductions (see page 8 of the instructions for limitations)	9	Salaries and wages (other than to partners) (less employment credits)			9
	10	Guaranteed payments to partners			10
	11	Repairs and maintenance			11
	12	Bad debts			12
	13	Rent			13
	14	Taxes and licenses			14
	15	Interest			15
	16a	Depreciation (if required, attach Form 4562)	16a		
	b	Less depreciation reported on Schedule A and elsewhere on return	16b		16c
	17	Depletion (Do not deduct oil and gas depletion)			17
	18	Retirement plans, etc			18
	19	Employee benefit programs			19
	20	Other deductions (attach schedule)			20
	21	Total deductions Add the amounts shown in the far right column for lines 9 through 20			21
22	Ordinary income (loss) from trade or business activities Subtract line 21 from line 8			22	

Schedule A

Constructive Ownership of Partnership Interest Check the boxes that apply to the filer. If you check box b, enter the name, address, and U.S. taxpayer identifying number (if any) of the person(s) whose interest you constructively own. See instructions.

a Owns a direct interest

b Owns a constructive interest

Name	Address	Identifying number (if any)	Check if foreign person	Check if direct partner

Schedule A-1 Certain Partners of Foreign Partnership (see instructions)

Name	Address	Identifying number (if any)	Check if foreign person
STATE TREASURER OF THE STATE OF MICHIGAN	2501 COOLIDGE RD STE 400 EAST LANSING, MI 48823	38-2836023	

Does the partnership have any other foreign person as a direct partner? Yes No

Schedule A-2

Affiliation Schedule. List all partnerships (foreign or domestic) in which the foreign partnership owns a direct interest or indirectly owns a 10% interest.

Name	Address	EIN (if any)	Total ordinary income or loss	Check if foreign partnership
TESA PARTICIPATIONS CAYMAN, LP	C/O HICKS, MUSE, TATE & FURST INCORPORATED 200 CRESCENT COURT SUITE 1600 DALLAS, TX 75201	98-0351707	NOT APPLICABLE	X

Schedule B Income Statement - Trade or Business Income

Caution: Include only trade or business income and expenses on lines 1a through 22 below. See the instructions for more information.

Income	1 a	Gross receipts or sales	1 a		1 c	
	b	Less returns and allowances	1 b		2	
	2	Cost of goods sold			3	
	3	Gross profit Subtract line 2 from line 1c			4	
	4	Ordinary income (loss) from other partnerships, estates, and trusts (attach schedule)			5	
	5	Net farm profit (loss) (attach Schedule F (Form 1040))			6	
	6	Net gain (loss) from Form 4797, Part II, line 18			7	
	7	Other income (loss) (attach schedule)			8	
8	Total income (loss) Combine lines 3 through 7					
Deductions (see page 9 of the instructions for limitations)	9	Salaries and wages (other than to partners) (less employment credits)			9	
	10	Guaranteed payments to partners			10	
	11	Repairs and maintenance			11	
	12	Bad debts			12	
	13	Rent			13	
	14	Taxes and licenses			14	
	15	Interest			15	
	16 a	Depreciation (if required, attach Form 4562)	16 a		16 c	
	b	Less depreciation reported on Schedule A and elsewhere on return	16 b		17	
	17	Depletion (Do not deduct oil and gas depletion)			18	
	18	Retirement plans, etc			19	
	19	Employee benefit programs			20	
	20	Other deductions (attach schedule)			21	
	21	Total deductions Add the amounts shown in the far right column for lines 9 through 20.				
22	Ordinary income (loss) from trade or business activities Subtract line 21 from line 8			22		

**SCHEDULE O
(Form 8865)**

**Transfer of Property to a Foreign Partnership
(under section 6038B)**

OMB No 1545-1668

2001

Department of the Treasury
Internal Revenue Service

▶ Attach to Form 8865 See Instructions for Form 8865

Name of transferor

Filer's identifying number

Name of foreign partnership

HMTF-LA I QUALIFIED CABLE LP

Part I Transfers Reportable Under Section 6038B

Type of property	(a) Date of transfer	(b) Number of items transferred	(c) Fair market value on date of transfer	(d) Cost or other basis	(e) Section 704(c) allocation method	(f) Gain recognized on transfer	(g) Percentage interest in partnership after transfer
Cash	2/2/01		47,614				
Marketable securities							
Inventory							
Tangible property used in trade or business							
Intangible property							
Other property	(a) 11/9/01		503,632				
	(b) 11/9/01		577,064				
	(c) 11/9/01		1,696,555				

Supplemental Information Required To Be Reported (see instructions)

Part II Dispositions Reportable Under Section 6038B

(a) Type of property	(b) Date of original transfer	(c) Date of disposition	(d) Manner of disposition	(e) Gain recognized by partnership	(f) Depreciation recapture recognized by partnership	(g) Gain allocated to partner	(h) Depreciation recapture allocated to partner

Part III Is any transfer reported on this schedule subject to gain recognition under section 904(f)(3) or section 904(f)(5)(F)?

Yes No

For Paperwork Reduction Act Notice, see the Instructions for Form 8865

Schedule O (Form 8865) 2001

- (a) CONTRIBUTED INTEREST IN HMTF-LA BR CABLE PARTNERS LP LTD
- (b) CONTRIBUTED INTEREST IN HMTF-LA LP LLC
- (c) CONTRIBUTED INTEREST IN AMI-LA Q, LTD

Return of U.S. Persons With Respect to Certain Foreign Partnerships

2001

Department of the Treasury
Internal Revenue Service

▶ **Attach to your tax return See separate instructions.**
Information furnished for the foreign partnership's tax year
(see instructions) beginning 10/4, 2001, and ending 12/31, 2001

Attachment
Sequence No **118**

Important: All information must be in English All amounts must be in U S dollars unless otherwise indicated

Name of person filing this return John S. & James L. Knight Foundation	Filer's identifying number 65-0464177
Filer's address (if you are not filing this form with your tax return) 2 South Biscayne Boulevard Suite 3800 Miami, FL 33131	A Category of filer (see Categories of Filers in the instructions and check applicable box(es)) 1 <input type="checkbox"/> 2 <input checked="" type="checkbox"/> 3 <input checked="" type="checkbox"/> 4 <input type="checkbox"/>
	B Filer's tax year beginning _____, 20____, and ending _____, 20____

C Filer's share of liabilities Nonrecourse \$ _____ Qualified nonrecourse financing \$ _____ Other \$ _____

D If filer is a member of a consolidated group but not the parent, enter the following information about the parent:

Name _____	EIN _____
Address _____	

E Information about certain other partners (see instructions)

(1) Name	(2) Address	(3) Identifying number	(4) Check applicable box(es)		
			Category 1	Category 2	Constructive owner

F1 Name and address of foreign partnership Polytechnos Venture Fund II L.P. Alexander House, 13-15 Victoria Street St. Peter Port, Guernsey, Channel Islands, GY1 3ZD				2 EIN (if any) 98-0359422	
				3 Country under whose laws organized United Kingdom	
4 Date of organization 10/4/2001	5 Principal place of business United Kingdom	6 Principal business activity code number 523900	7 Principal business activity Investing	8 Functional currency and exchange rate (see instr) EURO/1.12918	

G Provide the following information for the foreign partnership's tax year

1 Name, address, and identifying number of agent (if any) in the United States N/A	2 Check if the foreign partnership must file <input type="checkbox"/> Form 1042 <input type="checkbox"/> Form 8804 <input checked="" type="checkbox"/> Form 1065 or 1065-B Service Center where Form 1065 or 1065-B is filed Philadelphia, PA
3 Name and address of foreign partnership's agent in country of organization, if any Same as Above	4 Name and address of person(s) with custody of the books and records of the foreign partnership, and the location of such books and records, if different Same as Above

- 5 Were any special allocations made by the foreign partnership? ▶ Yes No
- 6 Number of foreign disregarded entities owned by the partnership (attach list) ▶ NONE
- 7 How is this partnership classified under the law of the country in which it is organized? ▶ Limited Partnership
- 8 Did the partnership own any separate units within the meaning of Regulations section 1.1503-2(c)(3) or (4)? ▶ Yes No
- 9 Does this partnership meet both of the following requirements?
 - The partnership's total receipts for the tax year were less than \$250,000 and
 - The value of the partnership's total assets at the end of the tax year was less than \$600,000
 } ▶ Yes No
 If "Yes," do not complete Schedules L, M-1, and M-2

Sign Here Only if You Are Filing This Form Separately and Not With Your Tax Return

Under penalties of perjury, I declare that I have examined this return, including accompanying schedules and statements, and to the best of my knowledge and belief, it is true, correct, and complete Declaration of preparer (other than general partner or limited liability company member) is based on all information of which preparer has any knowledge

▶ _____ Date _____
Signature of general partner or limited liability company member

Paid Preparer's Use Only	Preparer's signature ▶ _____	Date _____	Check if self-employed <input type="checkbox"/>	Preparer's SSN or PTIN _____
	Firm's name (or yours if self-employed), address, and ZIP code ▶ _____	EIN ▶ _____	Phone no _____	

Schedule A

Constructive Ownership of Partnership Interest. Check the boxes that apply to the filer. If you check box **b**, enter the name, address, and U S taxpayer identifying number (if any) of the person(s) whose interest you constructively own. See instructions.

a Owns a direct interest

b Owns a constructive interest

Name	Address	Identifying number (if any)	Check if foreign person	Check if direct partner

Schedule A-1

Certain Partners of Foreign Partnership (see instructions)

Name	Address	Identifying number (if any)	Check if foreign person

Does the partnership have any other foreign person as a direct partner? Yes No

Schedule A-2

Affiliation Schedule. List all partnerships (foreign or domestic) in which the foreign partnership owns a direct interest or indirectly owns a 10% interest.

Name	Address	EIN (if any)	Total ordinary income or loss	Check if foreign partnership

Schedule B

Income Statement — Trade or Business Income

Caution: Include *only* trade or business income and expenses on lines 1a through 22 below. See the instructions for more information.

Income	1a Gross receipts or sales	1a	
	b Less returns and allowances	1b	1c
	2 Cost of goods sold		2
	3 Gross profit Subtract line 2 from line 1c		3
	4 Ordinary income (loss) from other partnerships, estates, and trusts (attach schedule)		4
	5 Net farm profit (loss) (attach Schedule F (Form 1040))		5
	6 Net gain (loss) from Form 4797, Part II, line 18		6
	7 Other income (loss) (attach schedule)		7
8 Total income (loss). Combine lines 3 through 7		8	
Deductions (see page 8 of the instructions for limitations)	9 Salaries and wages (other than to partners) (less employment credits)		9
	10 Guaranteed payments to partners		10
	11 Repairs and maintenance		11
	12 Bad debts		12
	13 Rent		13
	14 Taxes and licenses		14
	15 Interest		15
	16a Depreciation (if required, attach Form 4562)	16a	
	b Less depreciation reported on Schedule A and elsewhere on return	16b	16c
	17 Depletion (Do not deduct oil and gas depletion)		17
	18 Retirement plans, etc		18
	19 Employee benefit programs		19
	20 Other deductions (attach schedule)		20
	21 Total deductions. Add the amounts shown in the far right column for lines 9 through 20		21
22 Ordinary income (loss) from trade or business activities Subtract line 21 from line 8		22	

Schedule N Transactions Between Controlled Foreign Partnership and Partners or Other Related Entities

Important: Complete a separate Form 8865 and Schedule N for each controlled foreign partnership. Enter the totals for each type of transaction that occurred between the foreign partnership and the persons listed in columns (a) through (d).

Transactions of foreign partnership	(a) U S person filing this return	(b) Any domestic corporation or partnership controlling or controlled by the U S person filing this return	(c) Any other foreign corporation or partnership controlling or controlled by the U S person filing this return	(d) Any U S person with a 10% or more direct interest in the controlled foreign partnership (other than the U S person filing this return)
1 Sales of inventory .				
2 Sales of property rights (patents, trademarks, etc)				
3 Compensation received for technical, managerial, engineering, construction, or like services				
4 Commissions received				
5 Rents, royalties, and license fees received .				
6 Distributions received				
7 Interest received				
8 Other .				
9 Add lines 1 through 8				
10 Purchases of inventory				
11 Purchases of tangible property other than inventory				
12 Purchases of property rights (patents, trademarks, etc)				
13 Compensation paid for technical, managerial, engineering, construction, or like services				
14 Commissions paid .				
15 Rents, royalties, and license fees paid .				
16 Distributions paid . .				
17 Interest paid . .				
18 Other . .				
19 Add lines 10 through 18				
20 Amounts borrowed (enter the maximum loan balance during the year) — see instructions .				
21 Amounts loaned (enter the maximum loan balance during the year) — see instructions				

SCHEDULE O
(Form 8865)

Transfer of Property to a Foreign Partnership
(under section 6038B)

OMB No 1545-1668

2001

Department of the Treasury
Internal Revenue Service

▶ Attach to Form 8865. See Instructions for Form 8865.

Name of transferor

Filer's identifying number

Name of foreign partnership

Part I Transfers Reportable Under Section 6038B

Type of property	(a) Date of transfer	(b) Number of items transferred	(c) Fair market value on date of transfer	(d) Cost or other basis	(e) Section 704(c) allocation method	(f) Gain recognized on transfer	(g) Percentage interest in partnership after transfer
Cash	VAR		1,328,727				
Marketable securities							
Inventory							
Tangible property used in trade or business							
Intangible property							
Other property							

Supplemental Information Required To Be Reported (see instructions)

Part II Dispositions Reportable Under Section 6038B

(a) Type of property	(b) Date of original transfer	(c) Date of disposition	(d) Manner of disposition	(e) Gain recognized by partnership	(f) Depreciation recapture recognized by partnership	(g) Gain allocated to partner	(h) Depreciation recapture allocated to partner

Part III Is any transfer reported on this schedule subject to gain recognition under section 904(f)(3) or section 904(f)(5)(F)?

▶ Yes No

For Paperwork Reduction Act Notice, see the Instructions for Form 8865

Schedule O (Form 8865) 2001

Application for Extension of Time To File an Exempt Organization Return

► File a separate application for each return

- If you are filing for an Automatic 3-Month Extension, complete only Part I and check this box
- If you are filing for an Additional (not automatic) 3-Month Extension, complete only Part II (on page 2 of this form)

Note: Do not complete Part II unless you have already been granted an automatic 3-month extension on a previously filed Form 8868

Part I Automatic 3-Month Extension of Time - Only submit original (no copies needed)

Note: Form 990-T corporations requesting an automatic 6-month extension - check this box and complete Part I only

All other corporations (including Form 990-C filers) must use Form 7004 to request an extension of time to file income tax returns. Partnerships, REMICs and trusts must use Form 8736 to request an extension of time to file Form 1065, 1066, or 1041

Type or print	Name of Exempt Organization	Employer identification number
	JOHN S. AND JAMES L. KNIGHT FOUNDATION	65-0464177
File by the due date for filing your return. See instructions	Number, street, and room or suite no. If a P O box, see instructions	
	2 SOUTH BISCAYNE BLVD., SUITE 3800	
	City, town or post office, state, and ZIP code. For a foreign address, see instructions	
	MIAMI, FL 33131-1803	

Check type of return to be filed (file a separate application for each return)

- | | | |
|---|---|------------------------------------|
| <input type="checkbox"/> Form 990 | <input type="checkbox"/> Form 990-T (corporation) | <input type="checkbox"/> Form 4720 |
| <input type="checkbox"/> Form 990-BL | <input type="checkbox"/> Form 990-T(sec 401(a) or 408(a) trust) | <input type="checkbox"/> Form 5227 |
| <input type="checkbox"/> Form 990-EZ | <input type="checkbox"/> Form 990-T (trust other than above) | <input type="checkbox"/> Form 6069 |
| <input checked="" type="checkbox"/> Form 990-PF | <input type="checkbox"/> Form 1041-A | <input type="checkbox"/> Form 8870 |

- If the organization does not have an office or place of business in the United States, check this box
- If this is for a Group Return, enter the organization's four digit Group Exemption Number (GEN) _____ If this is for the whole group, check this box If it is for part of the group, check this box and attach a list with the names and EINs of all members the extension will cover

1 I request an automatic 3-month (6-month, for 990-T corporation) extension of time until 08/15, 2002, to file the exempt organization return for the organization named above. The extension is for the organization's return for

► calendar year 2001 or

► tax year beginning _____, and ending _____

2 If this tax year is for less than 12 months, check reason Initial return Final return Change in accounting period

3a If this application is for Form 990-BL, 990-PF, 990-T, 4720, or 6069, enter the tentative tax, less any nonrefundable credits. See instructions \$ 1,681,653.

b If this application is for Form 990-PF or 990-T, enter any refundable credits and estimated tax payments made. Include any prior year overpayment allowed as a credit \$ 3,127,051

c Balance Due Subtract line 3b from line 3a. Include your payment with this form, or, if required, deposit with FTD coupon or, if required, by using EFTPS (Electronic Federal Tax Payment System). See instructions \$

Signature and Verification

Under penalties of perjury, I declare that I have examined this form including accompanying schedules and statements and to the best of my knowledge and belief it is true, correct, and complete and that I am authorized to prepare this form.

Signature ► Jeffrey Matienzo Title ► ERNST & YOUNG LLP Date ► 5/14/02

For Paperwork Reduction Act Notice, see Instruction Form 8868 (12-2000)

- If you are filing for an Additional (not automatic) 3-Month Extension, complete Part II and check this box
- Note: Only complete Part II if you have already been granted an automatic 3-month extension on a previously filed Form 8868.
- If you are filing for an Automatic 3-Month Extension, complete only Part I (on page 1)

Part II Additional (not automatic) 3-Month Extension of Time - Must File Original and One Copy.

Type or print File by the extended due date for filing the return See instructions	Name of Exempt Organization JOHN S AND JAMES L KNIGHT FOUNDATION	Employer identification number 65-0464177
	Number, street, and room or suite no. If a P O box, see instructions 2 SOUTH BISCAYNE BLVD, SUITE 3800	For IRS use only
	City, town or post office, state, and ZIP code. For a foreign address, see instructions MIAMI, FL 33131-1803	

Check type of return to be filed (File a separate application for each return)

<input type="checkbox"/> Form 990	<input type="checkbox"/> Form 990-EZ	<input type="checkbox"/> Form 990-T (sec 401(a) or 408(a) trust)	<input type="checkbox"/> Form 1041-A	<input type="checkbox"/> Form 5227	<input type="checkbox"/> Form 8870
<input type="checkbox"/> Form 990-BL	<input checked="" type="checkbox"/> Form 990-PF	<input type="checkbox"/> Form 990-T (trust other than above)	<input type="checkbox"/> Form 4720	<input type="checkbox"/> Form 6069	

STOP: Do not complete Part II if you were not already granted an automatic 3-month extension on a previously filed Form 8868

- If the organization does not have an office or place of business in the United States, check this box
- If this is for a Group Return, enter the organization's four digit Group Exemption Number (GEN) _____ if this is for the whole group, check this box If it is for part of the group, check this box and attach a list with the names and EINs of all members the extension is for

- I request an additional 3-month extension of time until 11/15/2002
- For calendar year 2001, or other tax year beginning _____ and ending _____
- If this tax year is for less than 12 months, check reason Initial return Final return Change in accounting period
- State in detail why you need the extension _____

ADDITIONAL TIME IS NEEDED TO COLLECT ALL THE INFORMATION NECESSARY TO FILE A COMPLETE AND ACCURATE RETURN

- If this application is for Form 990-BL, 990-PF, 990-T, 4720, or 6069, enter the tentative tax, less any nonrefundable credits. See instructions. \$ 150,000.
- If this application is for Form 990-PF, 990-T, 4720, or 6069, enter any refundable credits and estimated tax payments made. Include any prior year overpayment allowed as a credit and any amount paid previously with Form 8868. \$ 600,000.
- Balance Due. Subtract line 8b from line 8a. Include your payment with this form, or, if required, deposit with FTD coupon or, if required, by using EFTPS (Electronic Federal Tax Payment System). See instructions. \$ _____

Signature and Verification

Under penalties of perjury I declare that I have examined this form including accompanying schedules and statements and to the best of my knowledge and belief it is true correct and complete and that I am authorized to prepare this form

Signature  EA# 67406 Title **ERNST & YOUNG LLP** Date 8/14/02

Notice to Applicant - To Be Completed by the IRS

- We have approved this application. Please attach this form to the organization's return
- We have not approved this application. However, we have granted a 10-day grace period from the later of the date shown below or the due date of the organization's return (including any prior extensions). This grace period is considered to be a valid extension of time for elections otherwise required to be made on a timely return. Please attach this form to the organization's return
- We have not approved this application. After considering the reasons stated in item 7, we cannot grant your request for an extension of time to file. We are not granting a 10-day grace period
- We cannot consider this application because it was filed after the due date of the return for which an extension was requested
- Other _____

Director _____ By _____ Date _____

Alternate Mailing Address - Enter the address if you want the copy of this application for an additional 3-month extension returned to an address different than the one entered above

Type or print JSA	Name ERNST & YOUNG LLP - TAX PROCESSING
	Number and street (include suite, room, or apt no.) Or a P O box number 100 N TAMPA ST, SUITE 2200
	City or town, province or state, and country (including postal or ZIP code) TAMPA, FL 33602