

Form **990-PF**

**Return of Private Foundation
or Section 4947(a)(1) Nonexempt Charitable Trust
Treated as a Private Foundation**

OMB No 1545-0052

2001

Department of the Treasury
Internal Revenue Service

Note The organization may be able to use a copy of this return to satisfy state reporting requirements

For calendar year 2001, or tax year beginning , 2001, and ending

G Check all that apply Initial return Final return Amended return Address change Name change

Use the IRS label
Otherwise, print or type See Specific Instructions

Name of organization
**J N PEW JR CHARITABLE TRUST
THE GLENMEDE TRUST COMPANY 0049-03-1-3**

Number and street (or P O box number if mail is not delivered to street address)
1650 MARKET STREET, SUITE 1200

City or town, state, and ZIP code
PHILADELPHIA, PA 19103-7391

Room/suite

A Employer identification number
23-6299309

B Telephone number (see page 10 of the instructions)
(215) 419-6000

C If exemption application is pending check here

D 1 Foreign organizations check here
2 Foreign organizations meeting the 85% test check here and attach computation

E If private foundation status was terminated under section 507(b)(1)(A) check here

F If the foundation is in a 60-month termination under section 507(b)(1)(B) check here

H Check type of organization Section 501(c)(3) exempt private foundation
 Section 4947(a)(1) nonexempt charitable trust Other taxable private foundation

I Fair market value of all assets at end of year (from Part II, col (c), line 16) **282,855,934**

J Accounting method Cash Accrual
 Other (specify) _____
(Part I, column (d) must be on cash basis)

Part I Analysis of Revenue and Expenses
(The total of amounts in columns (b), (c), and (d) may not necessarily equal the amounts in column (a) (see page 10 of the instructions))

	(a) Revenue and expenses per books	(b) Net investment income	(c) Adjusted net income	(d) Disbursements for charitable purposes (cash basis only)
--	------------------------------------	---------------------------	-------------------------	---

1	Contributions, gifts, grants, etc. received (attach schedule) <input type="checkbox"/> if the foundation is not required to attach Sch. B			
2	Distributions from split-dollar trusts			
3	Interest on savings and temporary cash investments	544,075	438,633	N/A
4	Dividends and interest from securities	6,810,613	6,521,869	
5a	Gross rents			
b	(Net rental income or (loss))			
6a	Net gain or (loss) from sale of assets not on line 10	-138,585		
b	Gross sales price for all assets on line 6a	200,183,545		
7	Capital gain net income (from Part IV, line 2)		NONE	
8	Net short-term capital gain			
9	Income modifications			
10a	Gross sales less returns and allowances			
b	Less Cost of goods sold			
c	Gross profit or (loss) (attach schedule)			
11	Other income (attach schedule)	1,216,303	461,421	
12	Total Add lines 1 through 11	8,432,406	7,471,923	
13	Compensation of officers, directors, trustees, etc.	826,644	752,893	73,751
14	Other employee salaries and wages			
15	Pension plans, employee benefits	19,589		19,589
16a	Legal fees (attach schedule)			
b	Accounting fees (attach schedule)			
c	Other professional fees (attach schedule)	3,775	3,775	
17	Interest			
18	Taxes (attach schedule) (see page 14 of the instructions)	43,739		
19	Depreciation (attach schedule) and depletion			
20	Occupancy			
21	Travel, conferences, and meetings			
22	Printing and publications			
23	Other expenses (attach schedule)	1,445,027		1,445,027
24	Total operating and administrative expenses Add lines 13 through 23	2,338,774	756,668	1,538,367
25	Contributions, gifts, grants paid	13,053,161		13,086,900
26	Total expenses and disbursements. Add lines 24 and 25	15,391,935	756,668	N/A 14,625,267
27	Subtract line 26 from line 12			
a	Excess of revenue over expenses and disbursements	-6,959,529		
b	Net investment income (if negative, enter -0-)		6,715,255	
c	Adjusted net income (if negative, enter -0-)		N/A	

FILMED NOV 26 2002
 Operating and Administrative Expenses

25

Part II Balance Sheets		Attached schedules and amounts in the description column should be for end-of-year amounts only (See instructions)		
		Beginning of year	End of year	
		(a) Book Value	(b) Book Value	(c) Fair Market Value
Assets	1 Cash - non-interest-bearing	-9,632	170,843	170,843
	2 Savings and temporary cash investments	13,059,371	4,084,832	4,084,832
	3 Accounts receivable UNSETTLED TRADE			
	Less allowance for doubtful accounts	5,612,717	3,130	3,130
	4 Pledges receivable			
	Less allowance for doubtful accounts			
	5 Grants receivable			
	6 Receivables due from officers, directors, trustees, and other disqualified persons (attach schedule) (see page 15 of the instructions)			
	7 Other notes and loans receivable (attach schedule)			
	Less allowance for doubtful accounts			
	8 Inventories for sale or use			
	9 Prepaid expenses and deferred charges			
	10 a Investments - U.S. and state government obligations (attach schedule)			
	b Investments - corporate stock (attach schedule)			
	c Investments - corporate bonds (attach schedule)			
	11 Investments - land, buildings, and equipment basis			
Less accumulated depreciation (attach schedule)				
12 Investments - mortgage loans				
13 Investments - other (attach schedule)	284,323,864	281,303,127	278,597,129	
14 Land, buildings, and equipment basis				
Less accumulated depreciation (attach schedule)				
15 Other assets (describe)				
16 Total assets (to be completed by all filers - see page 16 of the instructions. Also, see page 1, item I)	302,986,320	285,561,932	282,855,934	
Liabilities	17 Accounts payable and accrued expenses			
	18 Grants payable			
	19 Deferred revenue			
	20 Loans from officers, directors, trustees, and other disqualified persons			
	21 Mortgages and other notes payable (attach schedule)			
	22 Other liabilities (describe UNSETTLED TRADE)	10,423,771	28,112	
	23 Total liabilities (add lines 17 through 22)	10,423,771	28,112	
Net Assets or Fund Balances	Organizations that follow SFAS 117, check here <input type="checkbox"/>			
	and complete lines 24 through 26 and lines 30 and 31			
	24 Unrestricted			
	25 Temporarily restricted			
	26 Permanently restricted			
	Organizations that do not follow SFAS 117, check here and complete lines 27 through 31 <input checked="" type="checkbox"/>			
	27 Capital stock, trust principal, or current funds	291,663,582	284,171,877	
	28 Paid-in or capital surplus or land, bldg, and equipment fund			
	29 Retained earnings, accumulated income, endowment, or other funds	898,967	1,361,943	
30 Total net assets or fund balances (see page 17 of the instructions)	292,562,549	285,533,820		
31 Total liabilities and net assets/fund balances (see page 17 of the instructions)	302,986,320	285,561,932		

Part III Analysis of Changes in Net Assets or Fund Balances

1 Total net assets or fund balances at beginning of year - Part II, column (a), line 30 (must agree with end-of-year figure reported on prior year's return)	1	292,562,549
2 Enter amount from Part I, line 27a	2	-6,959,529
3 Other increases not included in line 2 (itemize) SEE SCHEDULE ATTACHED	3	13,526
4 Add lines 1, 2, and 3	4	285,616,546
5 Decreases not included in line 2 (itemize) SEE SCHEDULE ATTACHED	5	82,726
6 Total net assets or fund balances at end of year (line 4 minus line 5) - Part II, column (b), line 30	6	285,533,820

Part IV Capital Gains and Losses for Tax on Investment Income

(a) List and describe the kind(s) of property sold (e.g. real estate, 2-story brick warehouse, or common stock, 200 shs MLC Co)

(a)	(b) How acquired P-Purchase D-Donation	(c) Date acquired (mo, day, yr)	(d) Date sold (mo, day, yr)
1a SEE SCHEDULE ATTACHED	P	VARIOUS	VARIOUS
b			
c			
d			
e			

(e) Gross sales price	(f) Depreciation allowed (or allowable)	(g) Cost or other basis plus expense of sale	(h) Gain or (loss) (e) plus (f) minus (g)
a 200,183,545.		201,727,554.	1,544,009.-
b			
c			
d			
e			

(i) F M V as of 12/31/69	(j) Adjusted basis as of 12/31/69	(k) Excess of col (i) over col (j), if any	(l) Gains (Col (h) gain minus col (k), but not less than -0-) or Losses (from col (h))
a			1,544,009-
b			
c			
d			
e			

2 Capital gain net income or (net capital loss)	{ If gain, also enter in Part I, line 7 If (loss), enter -0- in Part I, line 7 }	2	1,544,009.-
3 Net short-term capital gain or (loss) as defined in sections 1222(5) and (6) If gain, also enter in Part I, line 8, column (c) (see pages 13 and 17 of the instructions) If (loss), enter -0- in Part I, line 8		3	

Part V Qualification Under Section 4940(e) for Reduced Tax on Net Investment Income

(For optional use by domestic private foundations subject to the section 4940(a) tax on net investment income)

If section 4940(d)(2) applies, leave this part blank

Was the organization liable for the section 4942 tax on the distributable amount of any year in the base period? Yes No
If "Yes," the organization does not qualify under section 4940(e) Do not complete this part

1 Enter the appropriate amount in each column for each year, see page 18 of the instructions before making any entries

(a) Base period years Calendar year (or tax year beginning in)	(b) Adjusted qualifying distributions	(c) Net value of noncharitable-use assets	(d) Distribution ratio (col (b) divided by col (c))
2000	19,982,010	313,491,278.	0 06374024224
1999	15,265,045	315,058,248	0 04845150094
1998	15,221,500	307,533,593	0 04949540586
1997	15,118,934	291,452,140	0 05187449988
1996	6,169,536	254,664,278.	0 02422615393

2 Total of line 1, column (d)	2	0 23778780285
3 Average distribution ratio for the 5-year base period-divide the total on line 2 by 5, or by the number of years the foundation has been in existence if less than 5 years	3	0 04755756057
4 Enter the net value of noncharitable-use assets for 2001 from Part X, line 5	4	288,668,412.
5 Multiply line 4 by line 3	5	13,728,365.
6 Enter 1% of net investment income (1% of Part I, line 27b)	6	67,153
7 Add lines 5 and 6	7	13,795,518.
8 Enter qualifying distributions from Part XII, line 4	8	14,625,267

If line 8 is equal to or greater than line 7, check the box in Part VI line 1b, and complete that part using a 1% tax rate See the Part VI instructions on page 18

Part VI Excise Tax Based on Investment Income (Section 4940(a), 4940(b), 4940(e), or 4948 - see page 18 of the instructions)

1a	Exempt operating foundations described in section 4940(d)(2), check here <input type="checkbox"/> and enter "N/A" on line 1 Date of ruling letter _____ (attach copy of ruling letter if necessary - see instructions)		
b	Domestic organizations that meet the section 4940(e) requirements in Part V, check here <input checked="" type="checkbox"/> and enter 1% of Part I, line 27b	1	67,153
c	All other domestic organizations enter 2% of line 27b Exempt foreign organizations enter 4% of Part I, line 12 col (b)		
2	Tax under section 511 (domestic section 4947(a)(1) trusts and taxable foundations only Others enter -0-)	2	
3	Add lines 1 and 2	3	67,153
4	Subtitle A (income) tax (domestic section 4947(a)(1) trusts and taxable foundations only Others enter -0-)	4	NONE
5	Tax based on investment income Subtract line 4 from line 3 If zero or less enter -0-	5	67,153
6	Credits/Payments		
6a	2001 estimated tax payments and 2000 overpayment credited to 2001	6a	158,500
6b	Exempt foreign organizations - tax withheld at source	6b	NONE
6c	Tax paid with application for extension of time to file (Form 8868)	6c	30,100
6d	Backup withholding erroneously withheld	6d	13,163
7	Total credits and payments Add lines 6a through 6d	7	201,763
8	Enter any penalty for underpayment of estimated tax. Check here <input type="checkbox"/> if Form 2220 is attached	8	
9	Tax due If the total of lines 5 and 8 is more than line 7, enter amount owed	9	
10	Overpayment. If line 7 is more than the total of lines 5 and 8, enter the amount overpaid	10	134,610
11	Enter the amount of line 10 to be Credited to 2002 estimated tax *SEE ABOVE 30,751 Refunded	11	103,859

Part VII-A Statements Regarding Activities

	Yes	No
1a		X
1b		X
1c		X
2		X
3		X
4a	X	
4b	X	
5		X
6	X	
7	X	
8a		
8b	X	
9		X
10		X
11	X	

1a During the tax year, did the organization attempt to influence any national, state, or local legislation or did it participate or intervene in any political campaign?
 1b Did it spend more than \$100 during the year (either directly or indirectly) for political purposes (see page 19 of the instructions for definition)?
 If the answer is "Yes" to 1a or 1b attach a detailed description of the activities and copies of any materials published or distributed by the organization in connection with the activities
 1c Did the organization file Form 1120-POL for this year?
 2 Enter the amount (if any) of tax on political expenditures (section 4955) imposed during the year
 (1) On the organization \$ -0- (2) On organization managers \$ -0-
 e Enter the reimbursement (if any) paid by the organization during the year for political expenditure tax imposed on organization managers \$ -0-
 2 Has the organization engaged in any activities that have not previously been reported to the IRS?
 If "Yes," attach a detailed description of the activities
 3 Has the organization made any changes, not previously reported to the IRS, in its governing instrument, articles of incorporation, or bylaws, or other similar instruments? If "Yes," attach a conformed copy of the changes
 4a Did the organization have unrelated business gross income of \$1,000 or more during the year?
 b If "Yes," has it filed a tax return on Form 990-T for this year?
 5 Was there a liquidation, termination, dissolution, or substantial contraction during the year?
 If "Yes," attach the statement required by General Instruction T
 6 Are the requirements of section 508(e) (relating to sections 4941 through 4945) satisfied either
 • By language in the governing instrument or
 • By state legislation that effectively amends the governing instrument so that no mandatory directions that conflict with the state law remain in the governing instrument?
 7 Did the organization have at least \$5,000 in assets at any time during the year? If "Yes," complete Part II, col (c), and Part XV
 8a Enter the states to which the foundation reports or with which it is registered (see page 19 of the instructions) COMMONWEALTH OF PENNSYLVANIA
 b If the answer is "Yes" to line 7, has the organization furnished a copy of Form 990-PF to the Attorney General (or designate) of each state as required by General Instruction G? If "No," attach explanation
 9 Is the organization claiming status as a private operating foundation within the meaning of section 4942(j)(3) or 4942(j)(5) for calendar year 2001 or the taxable year beginning in 2001 (see instructions for Part XIV on page 25)? If "Yes," complete Part XIV
 10 Did any persons become substantial contributors during the tax year? If "Yes," attach a schedule listing their names and addresses
 11 Did the organization comply with the public inspection requirements for its annual returns and exemption application?
 Web site address N/A
 12 The books are in care of THE GLENMEDE TRUST COMPANY Telephone no (215) 419-6000
 Located at 1650 MARKET ST, SUITE 1200, PHILA, PA ZIP+4 19103-7391
 13 Section 4947(a)(1) nonexempt charitable trusts filing Form 990-PF in lieu of Form 1041 - Check here and enter the amount of tax-exempt interest received or accrued during the year 13

Part VII-B Statements Regarding Activities for Which Form 4720 May Be Required

File Form 4720 if any item is checked in the "Yes" column, unless an exception applies

		Yes	No
1 a	During the year did the organization (either directly or indirectly)		
(1)	Engage in the sale or exchange, or leasing of property with a disqualified person? <input type="checkbox"/> Yes <input checked="" type="checkbox"/> No		
(2)	Borrow money from, lend money to, or otherwise extend credit to (or accept it from) a disqualified person? <input type="checkbox"/> Yes <input checked="" type="checkbox"/> No		
(3)	Furnish goods, services, or facilities to (or accept them from) a disqualified person? <input type="checkbox"/> Yes <input checked="" type="checkbox"/> No		
(4)	Pay compensation to, or pay or reimburse the expenses of, a disqualified person? <input checked="" type="checkbox"/> Yes <input type="checkbox"/> No		
(5)	Transfer any income or assets to a disqualified person (or make any of either available for the benefit or use of a disqualified person)? <input type="checkbox"/> Yes <input checked="" type="checkbox"/> No		
(6)	Agree to pay money or property to a government official? (Exception: Check "No" if the organization agreed to make a grant to or to employ the official for a period after termination of government service, if terminating within 90 days) <input type="checkbox"/> Yes <input checked="" type="checkbox"/> No		
b	If any answer is "Yes" to 1a(1)-(6), did any of the acts fail to qualify under the exceptions described in Regulations section 53.4941(d)-3 or in a current notice regarding disaster assistance (see page 19 of the instructions)? Organizations relying on a current notice regarding disaster assistance check here <input type="checkbox"/>	1b	X
c	Did the organization engage in a prior year in any of the acts described in 1a, other than excepted acts, that were not corrected before the first day of the tax year beginning in 2001?	1c	X
2	Taxes on failure to distribute income (section 4942) (does not apply for years the organization was a private operating foundation defined in section 4942(j)(3) or 4942(j)(5))		
a	At the end of tax year 2001, did the organization have any undistributed income (lines 6d and 6e, Part XIII) for tax year(s) beginning before 2001? <input type="checkbox"/> Yes <input checked="" type="checkbox"/> No If "Yes," list the years <input type="checkbox"/>		
b	Are there any years listed in 2a for which the organization is not applying the provisions of section 4942(a)(2) (relating to incorrect valuation of assets) to the year's undistributed income? (If applying section 4942(a)(2) to all years listed, answer "No" and attach statement - see page 19 of the instructions).	2b	N/A
c	If the provisions of section 4942(a)(2) are being applied to any of the years listed in 2a, list the years here <input type="checkbox"/>		
3 a	Did the organization hold more than a 2% direct or indirect interest in any business enterprise at any time during the year? <input type="checkbox"/> Yes <input checked="" type="checkbox"/> No		
b	If "Yes," did it have excess business holdings in 2001 as a result of (1) any purchase by the organization or disqualified persons after May 26, 1969, (2) the lapse of the 5-year period (or longer period approved by the Commissioner under section 4943(c)(7)) to dispose of holdings acquired by gift or bequest, or (3) the lapse of the 10-, 15-, or 20-year first phase holding period? (Use Schedule C, Form 4720, to determine if the organization had excess business holdings in 2001)	3b	N/A
4 a	Did the organization invest during the year any amount in a manner that would jeopardize its charitable purposes?	4a	X
b	Did the organization make any investment in a prior year (but after December 31, 1969) that could jeopardize its charitable purpose that had not been removed from jeopardy before the first day of the tax year beginning in 2001?	4b	X
5 a	During the year did the organization pay or incur any amount to		
(1)	Carry on propaganda, or otherwise attempt to influence legislation (section 4945(e))? <input type="checkbox"/> Yes <input checked="" type="checkbox"/> No		
(2)	Influence the outcome of any specific public election (see section 4955), or to carry on, directly or indirectly, any voter registration drive? <input type="checkbox"/> Yes <input checked="" type="checkbox"/> No		
(3)	Provide a grant to an individual for travel, study, or other similar purposes? <input type="checkbox"/> Yes <input checked="" type="checkbox"/> No		
(4)	Provide a grant to an organization other than a charitable, etc., organization described in section 509(a)(1), (2), or (3), or section 4940(d)(2)? <input type="checkbox"/> Yes <input checked="" type="checkbox"/> No		
(5)	Provide for any purpose other than religious, charitable, scientific, literary, or educational purposes, or for the prevention of cruelty to children or animals? <input type="checkbox"/> Yes <input checked="" type="checkbox"/> No		
b	If any answer is "Yes" to 5a(1)-(5), did any of the transactions fail to qualify under the exceptions described in Regulations section 53.4945 or in a current notice regarding disaster assistance (see page 20 of the instructions)? Organizations relying on a current notice regarding disaster assistance check here <input type="checkbox"/>	5b	N/A
c	If the answer is "Yes" to question 5a(4), does the organization claim exemption from the tax because it maintained expenditure responsibility for the grant? <input type="checkbox"/> Yes <input type="checkbox"/> No If "Yes," attach the statement required by Regulations section 53.4945-5(d)		
6 a	Did the organization, during the year, receive any funds, directly or indirectly, to pay premiums on a personal benefit contract? <input type="checkbox"/> Yes <input checked="" type="checkbox"/> No		
b	Did the organization, during the year, pay premiums, directly or indirectly, on a personal benefit contract? <input type="checkbox"/> Yes <input checked="" type="checkbox"/> No If you answered "Yes" to 6b, also file Form 8870	6b	X

Part VIII Information About Officers, Directors, Trustees, Foundation Managers, Highly Paid Employees, and Contractors

1 List all officers, directors, trustees, foundation managers and their compensation (see page 20 of the instructions)

(a) Name and address	(b) Title and average hours per week devoted to position	(c) Compensation (If not paid, enter -0-)	(d) Contributions to employee benefit plans and deferred compensation	(e) Expense account, other allowances
SEE SCHEDULE ATTACHED		826,644	19,589	-0-

2 Compensation of five highest-paid employees (other than those included on line 1 - see page 21 of the instructions). If none, enter "NONE"

(a) Name and address of each employee paid more than \$50,000	(b) Title and average hours per week devoted to position	(c) Compensation	(d) Contributions to employee benefit plans and deferred compensation	(e) Expense account other allowances
NONE				

Total number of other employees paid over \$50,000 ▶ NONE

3 Five highest-paid independent contractors for professional services - (see page 21 of the instructions). If none, enter "NONE"

(a) Name and address of each person paid more than \$50,000	(b) Type of service	(c) Compensation
NONE		

Total number of others receiving over \$50,000 for professional services ▶ NONE

Part IX-A Summary of Direct Charitable Activities

List the foundation's four largest direct charitable activities during the tax year. Include relevant statistical information such as the number of organizations and other beneficiaries served, conferences convened, research papers produced, etc.	Expenses
1 NONE	
2	
3	
4	

Part IX-B Summary of Program-Related Investments (see page 21 of the instructions)

Describe the two largest program-related investments made by the foundation during the tax year on lines 1 and 2	Amount
1 NONE	
2	
All other program-related investments See page 22 of the instructions	
3 NONE	
Total Add lines 1 through 3	

Part X Minimum Investment Return (All domestic foundations must complete this part Foreign foundations, see page 22 of the instructions)

1 Fair market value of assets not used (or held for use) directly in carrying out charitable, etc., purposes		
a Average monthly fair market value of securities	1a	293,064,378
b Average of monthly cash balances	1b	
c Fair market value of all other assets (see page 22 of the instructions)	1c	NONE
d Total (add lines 1a, b, and c)	1d	293,064,378
e Reduction claimed for blockage or other factors reported on lines 1a and 1c (attach detailed explanation)	1e	
2 Acquisition indebtedness applicable to line 1 assets	2	NONE
3 Subtract line 2 from line 1d	3	293,064,378
4 Cash deemed held for charitable activities Enter 1 1/2% of line 3 (for greater amount, see page 23 of the instructions)	4	4,395,966
5 Net value of noncharitable-use assets Subtract line 4 from line 3 Enter here and on Part V, line 4	5	288,668,412
6 Minimum investment return Enter 5% of line 5	6	14,433,421

Part XI Distributable Amount (see page 23 of the instructions) (Section 4942(j)(3) and (j)(5) private operating foundations and certain foreign organizations check here and do not complete this part)

1 Minimum investment return from Part X, line 6		1	14,433,421
2a Tax on investment income for 2001 from Part VI, line 5	2a	67,153	
b Income tax for 2001 (This does not include the tax from Part VI)	2b	651	
c Add lines 2a and 2b	2c		67,804
3 Distributable amount before adjustments Subtract line 2c from line 1	3		14,365,617
4a Recoveries of amounts treated as qualifying distributions	4a	33,739	
b Income distributions from section 4947(a)(2) trusts	4b		
c Add lines 4a and 4b	4c		33,739
5 Add lines 3 and 4c	5		14,399,356
6 Deduction from distributable amount (see page 23 of the instructions)	6		NONE
7 Distributable amount as adjusted Subtract line 6 from line 5 Enter here and on Part XIII, line 1	7		14,399,356

Part XII Qualifying Distributions (see page 23 of the instructions)

1 Amounts paid (including administrative expenses) to accomplish charitable, etc., purposes		
a Expenses, contributions, gifts, etc - total from Part I, column (d), line 26	1a	14,625,267
b Program-related investments - Total from Part IX-B	1b	NONE
2 Amounts paid to acquire assets used (or held for use) directly in carrying out charitable, etc., purposes	2	NONE
3 Amounts set aside for specific charitable projects that satisfy the		
a Suitability test (prior IRS approval required)	3a	NONE
b Cash distribution test (attach the required schedule)	3b	NONE
4 Qualifying distributions. Add lines 1a through 3b Enter here and on Part V, line 8 and Part XIII, line 4	4	14,625,267
5 Organizations that qualify under section 4940(e) for the reduced rate of tax on net investment income Enter 1% of Part I, line 27b (see page 24 of the instructions)	5	67,153
6 Adjusted qualifying distributions Subtract line 5 from line 4	6	14,558,114

Note The amount on line 6 will be used in Part V, column (b), in subsequent years when calculating whether the foundation qualifies for the section 4940(e) reduction of tax in those years

Part XIII Undistributed Income (see page 24 of the instructions)

	(a) Corpus	(b) Years prior to 2000	(c) 2000	(d) 2001
1 Distributable amount for 2001 from Part XI, line 7				14,399,356
2 Undistributed Income, if any as of the end of 2000				
a Enter amount for 2000 only			NONE	
b Total for prior years		NONE		
3 Excess distributions carryover, if any, to 2001				
a From 1996				NONE
b From 1997				1,256,225
c From 1998				87,602
d From 1999				14,285
e From 2000				4,659,608
f Total of lines 3a through e	6,017,720			
4 Qualifying distributions for 2001 from Part XII, line 4 ▶ <u>14,625,267</u>				
a Applied to 2000, but not more than line 2a			NONE	
b Applied to undistributed income of prior years (Election required - see page 24 of the instructions)		NONE		
c Treated as distributions out of corpus (Election required - see page 24 of the instructions)	NONE			
d Applied to 2001 distributable amount				14,399,356
e Remaining amount distributed out of corpus	225,911			
5 Excess distributions carryover applied to 2001 (If an amount appears in column (d), the same amount must be shown in column (a))	NONE			NONE
6 Enter the net total of each column as indicated below				
a Corpus Add lines 3f, 4c, and 4e Subtract line 5	6,243,631			
b Prior years' undistributed income Subtract line 4b from line 2b		NONE		
c Enter the amount of prior years' undistributed income for which a notice of deficiency has been issued, or on which the section 4942(a) tax has been previously assessed		NONE		
d Subtract line 6c from line 6b Taxable amount - see page 25 of the instructions		NONE		
e Undistributed income for 2000 Subtract line 4a from line 2a Taxable amount - see page 25 of the instructions			NONE	
f Undistributed income for 2001 Subtract lines 4d and 5 from line 1 This amount must be distributed in 2002				NONE
7 Amounts treated as distributions out of corpus to satisfy requirements imposed by section 170(b)(1)(E) or 4942(g)(3) (see page 25 of the instructions)	NONE			
8 Excess distributions carryover from 1996 not applied on line 5 or line 7 (see page 25 of the instructions)	NONE			
9 Excess distributions carryover to 2002 Subtract lines 7 and 8 from line 6a	6,243,631			
10 Analysis of line 9				
a Excess from 1997	1,256,225			
b Excess from 1998	87,602			
c Excess from 1999	14,285			
d Excess from 2000	4,659,608			
e Excess from 2001	225,911			

Part XIV Private Operating Foundations (see page 25 of the instructions and Part VII-A, question 9) **NOT APPLICABLE**

1 a If the foundation has received a ruling or determination letter that it is a private operating foundation, and the ruling is effective for 2001, enter the date of the ruling ▶

b Check box to indicate whether the organization is a private operating foundation described in section 4942(j)(3) or 4942(j)(5)

	Tax year	Prior 3 years			(e) Total
	(a) 2001	(b) 2000	(c) 1999	(d) 1998	
2 a Enter the lesser of the adjusted net income from Part I or the minimum investment return from Part X for each year listed					
b 85% of line 2a					
c Qualifying distributions from Part XII line 4 for each year listed					
d Amounts included in line 2c not used directly for active conduct of exempt activities					
e Qualifying distributions made directly for active conduct of exempt activities. Subtract line 2d from line 2c					
3 Complete 3a, b or c for the alternative test relied upon					
a Assets alternative test - enter					
(1) Value of all assets . . .					
(2) Value of assets qualifying under section 4942(j)(3)(B)(i)					
b "Endowment" alternative test. Enter 2/3 of minimum investment return shown in Part X line 6 for each year listed					
c Support alternative test - enter					
(1) Total support other than gross investment income (interest, dividends, rents, payments on securities loans (section 512(a)(5)) or royalties)					
(2) Support from general public and 5 or more exempt organizations as provided in section 4942(j)(3)(B)(ii)					
(3) Largest amount of support from an exempt organization . . .					
(4) Gross investment income					

Part XV Supplementary Information (Complete this part only if the organization had \$5,000 or more in assets at any time during the year - see page 26 of the instructions)

1 Information Regarding Foundation Managers:

a List any managers of the foundation who have contributed more than 2% of the total contributions received by the foundation before the close of any tax year (but only if they have contributed more than \$5,000) (See section 507(d)(2))

NONE

b List any managers of the foundation who own 10% or more of the stock of a corporation (or an equally large portion of the ownership of a partnership or other entity) of which the foundation has a 10% or greater interest

NONE

2 Information Regarding Contribution, Grant, Gift, Loan, Scholarship, etc., Programs

Check here if the organization only makes contributions to preselected charitable organizations and does not accept unsolicited requests for funds. If the organization makes gifts, grants, etc. (see page 26 of the instructions) to individuals or organizations under other conditions, complete items 2a, b, c, and d.

a The name, address, and telephone number of the person to whom applications should be addressed

SEE ATTACHED

b The form in which applications should be submitted and information and materials they should include

SEE ATTACHED

c Any submission deadlines

SEE ATTACHED

d Any restrictions or limitations on awards, such as by geographical areas, charitable fields, kinds of institutions, or other factors

SEE ATTACHED

Part XV Supplementary Information (continued)

3 Grants and Contributions Paid During the Year or Approved for Future Payment

Recipient Name and address (home or business)	If recipient is an individual, show any relationship to any foundation manager or substantial contributor	Foundation status of recipient	Purpose of grant or contribution	Amount
a <i>Paid during the year</i> SEE SCHEDULE ATTACHED				13,086,900
Total ▶ 3a				13,086,900
b <i>Approved for future payment</i> SEE SCHEDULE ATTACHED				11,785,000
Total ▶ 3b				11,785,000

Part XVII

Information Regarding Transfers To and Transactions and Relationships With Noncharitable Exempt Organizations

1 Did the organization directly or indirectly engage in any of the following with any other organization described in section 501(c) of the Code (other than section 501(c)(3) organizations) or in section 527, relating to political organizations?

Table with columns Yes and No. Rows 1a(1) through 1c. 1a(1) and 1a(2) have 'X' in the No column. 1b(1) through 1b(6) have 'X' in the No column. 1c has 'X' in the No column.

a Transfers from the reporting organization to a noncharitable exempt organization of

(1) Cash

(2) Other assets

b Other Transactions

(1) Sales of assets to a noncharitable exempt organization

(2) Purchases of assets from a noncharitable exempt organization

(3) Rental of facilities, equipment, or other assets

(4) Reimbursement arrangements

(5) Loans or loan guarantees

(6) Performance of services or membership or fundraising solicitations

c Sharing of facilities, equipment, mailing lists, other assets, or paid employees

d If the answer to any of the above is "Yes," complete the following schedule. Column (b) should always show the fair market value of the goods, other assets, or services given by the reporting organization. If the organization received less than fair market value in any transaction or sharing arrangement, show in column (d) the value of the goods, other assets, or services received.

Table with 4 columns: (a) Line no, (b) Amount involved, (c) Name of noncharitable exempt organization, (d) Description of transfers, transactions, and sharing arrangements. Row 1 contains 'N/A'.

2 a Is the organization directly or indirectly affiliated with, or related to, one or more tax-exempt organizations described in section 501(c) of the Code (other than section 501(c)(3)) or in section 527?

Yes No

b If "Yes," complete the following schedule

Table with 3 columns: (a) Name of organization, (b) Type of organization, (c) Description of relationship. Row 1 contains 'N/A'.

Under penalties of perjury I declare that I have examined this return including accompanying schedules and statements, and to the best of my knowledge and belief it is true, correct, and complete. Declaration of preparer (other than taxpayer or fiduciary)

THE GLENDALE TRUST COMPANY

BY: [Signature] Signature of officer or trustee

Sign Here

Paid Preparer's Use Only

Preparer's signature

Firm's name (or yours if self-employed), address, and ZIP code

A/K# 0049-03-13

- If you are filing for an Additional (not automatic) 3-Month Extension, complete only Part II and check this box **Note Only complete Part II if you have already been granted an automatic 3-month extension on a previously filed Form 8868**
- If you are filing for an Automatic 3-Month Extension, complete only Part I (on page 1)

Part II Additional (not automatic) 3-Month Extension of Time—Must File Original and One Copy

Type or print	Name of Exempt Organization J.N. PEW JR. CHARITABLE TRUST	Employer identification number 23 6299 309
File by the extended due date for filing the return See instructions	Number, street and room or suite no. If a P O box, see instructions THE GLENMEDE TRUST COMPANY, 1650 MARKET ST., SUITE 1200	For IRS use only
	City, town or post office state and ZIP code For a foreign address see instructions PHILADELPHIA, PA 19103-7391	

Check type of return to be filed (File a separate application for each return)

- Form 990 Form 990-EZ Form 990-T (sec 401(a) or 408(a) trust) Form 1041-A Form 5227 Form 8870
- Form 990-BL Form 990-PF Form 990-T (trust other than above) Form 4720 Form 6069

STOP Do not complete Part II if you were not already granted an automatic 3-month extension on a previously filed Form 8868

- If the organization does not have an office or place of business in the United States check this box
- If this is for a Group Return, enter the organization's four digit Group Exemption Number (GEN) _____ If this is for the whole group, check this box If it is for part of the group, check this box and attach a list with the names and EINs of all members the extension is for

- 4 I request an additional 3-month extension of time until NOVEMBER 15, 2002.
- 5 For calendar year 01, or other tax year beginning 20 and ending 20
- 6 If this tax year is for less than 12 months, check reason Initial return Final return Change in accounting period
- 7 State in detail why you need the extension THE TAX PREPARER IS STILL IN THE PROCESS OF GATHERING ADDITIONAL INFORMATION TO PREPARE A COMPLETE AND ACCURATE TAX RETURN FOR TAX YEAR ENDING 12/31/2001.

- 8a If this application is for Form 990-BL, 990-PF, 990-T, 4720, or 6069, enter the tentative tax, less any nonrefundable credits See instructions **\$ 188,600**
- b If this application is for Form 990-PF, 990-T, 4720 or 6069, enter any refundable credits and estimated tax payments made Include any prior year overpayment allowed as a credit and any amount paid previously with Form 8868 **\$ 188,600**
- c **Balance Due** Subtract line 8b from line 8a Include your payment with this form, or, if required, deposit with FTD coupon or, if required by using EFTPS (Electronic Federal Tax Payment System) See instructions **\$ - 0 -**

Signature and Verification

Under penalties of perjury I declare that I have examined this form including accompanying schedules and statements and to the best of my knowledge and belief it is true correct and complete and that I am authorized to prepare this form

THE GLENMEDE TRUST COMPANY

Signature BY: [Signature] Title Trustee Date 8/13/02

Notice to Applicant—To Be Completed by the IRS

- We have approved this application Please attach this form to the organization's return
- We have not approved this application However we have granted a 10-day grace period from the later of the date shown below or the due date of the organization's return (including any prior extensions) This grace period is considered to be a valid extension of time for elections otherwise required to be made on a timely return Please attach this form to the organization's return
- We have not approved this application After considering the reasons stated in item 7 we cannot grant your request for an extension of time to file We are not granting a 10-day grace period
- We cannot consider this application because it was filed after the due date of the return for which an extension was requested
- Other

Director _____ By _____ Date _____

Alternate Mailing Address — Enter the address if you want the copy of this application for an additional 3-month extension returned to an address different than the one entered above

Type or print	Name
	Number and street (include suite, room, or apt no.) Or a P O box number
	City or town, province or state, and country (including postal or ZIP code)

EXTENSION APPROVED
AUG 26 2002
LINDA WEISKOPF, FIELD DIRECTOR
SUBMISSION PROCESSING, OGDEN

A/c# 0049-03-113

Form **8868**
(December 2000)
Department of the Treasury
Internal Revenue Service

Application for Extension of Time To File an Exempt Organization Return

OMB No 1545-1709

▶ File a separate application for each return

COPY

- If you are filing for an Automatic 3-Month Extension, complete only Part I and check this box
 - If you are filing for an Additional (not automatic) 3-Month Extension, complete only Part II (on page 2 of this form)
- Note Do not complete Part II unless you have already been granted an automatic 3-month extension on a previously filed Form 8868

Part I Automatic 3-Month Extension of Time—Only submit original (no copies needed)

Note Form 990-T corporations requesting an automatic 6-month extension—check this box and complete Part I only

All other corporations (including Form 990-C filers) must use Form 7004 to request an extension of time to file income tax returns Partnerships, REMICs and trusts must use Form 8736 to request an extension of time to file Form 1065, 1066, or 1041

Type or print File by the due date for filing your return See instructions	Name of Exempt Organization J. N. PEW JR. CHARITABLE TRUST	Employer identification number 23-6299309
	Number street, and room or suite no. If a P O box, see instructions THE GLENMEDE TRUST COMPANY 1650 MARKET ST SUITE 1200	
	City, town or post office state and ZIP code For a foreign address see instructions PHILADELPHIA, PA 19103	

Check type of return to be filed (file a separate application for each return)

- | | | |
|---|--|------------------------------------|
| <input type="checkbox"/> Form 990 | <input type="checkbox"/> Form 990-T (corporation) | <input type="checkbox"/> Form 4720 |
| <input type="checkbox"/> Form 990-BL | <input type="checkbox"/> Form 990-T (sec 401(a) or 408(a) trust) | <input type="checkbox"/> Form 5227 |
| <input type="checkbox"/> Form 990-EZ | <input type="checkbox"/> Form 990-T (trust other than above) | <input type="checkbox"/> Form 6069 |
| <input checked="" type="checkbox"/> Form 990-PF | <input type="checkbox"/> Form 1041-A | <input type="checkbox"/> Form 8870 |

- If the organization does not have an office or place of business in the United States check this box
- If this is for a Group Return, enter the organization's four digit Group Exemption Number (GEN) _____ If this is for the whole group check this box If it is for part of the group, check this box and attach a list with the names and EINs of all members the extension will cover

1 I request an automatic 3-month (6-month, for 990-T corporation) extension of time until ... AUGUST 15, 2002 to file the exempt organization return for the organization named above The extension is for the organization's return for

▶ calendar year 2001 or

▶ tax year beginning ... , 20... , and ending ... , 20...

2 If this tax year is for less than 12 months, check reason Initial return Final return Change in accounting period

3a If this application is for Form 990-BL 990-PF 990-T, 4720 or 6069, enter the tentative tax, less any nonrefundable credits See instructions \$ 188,600.

b If this application is for Form 990-PF or 990-T, enter any refundable credits and estimated tax payments made Include any prior year overpayment allowed as a credit \$ 158,500.

c Balance Due Subtract line 3b from line 3a Include your payment with this form, or if required deposit with FTD coupon or, if required, by using EFTPS (Electronic Federal Tax Payment System) See instructions PAYMENT MADE WITH EFTPS \$ 30,100.

Signature and Verification

Under penalties of perjury I declare that I have examined this form including accompanying schedules and statements and to the best of my knowledge and belief it is true correct, and complete and that I am authorized to prepare this form

THE GLENMEDE TRUST COMPANY

Signature ▶ BY Dennis X. Murphy Title ▶ TRUSTEE Date ▶ 5/19/02

For Paperwork Reduction Act Notice, see Instruction

Cat No 27916D

Form 8868 (12 2000)

**Return by a U.S. Transferor of Property
 to a Foreign Corporation
 (under section 367)**

Part I U S Transferor Information (see instructions)

Name of transferor The J N. Pew, Jr. Charitable Trust	Identification number (see instructions) 23-6299309
Number, street, and room or suite no. (If a P.O. box, see instructions) c/o The Glenmede Trust Company, 1650 Market Street, Suite 1200	
City or town, state, and ZIP code Philadelphia, PA 19103	

- 1** The following questions apply only if the transferor is a corporation
- a** If the transfer was a section 361(a) or (b) transfer, was the transferor controlled (under section 368(c)) by 5 or fewer domestic corporations? Yes No
- b** Did the transferor remain in existence after the transfer? Yes No
 If not, list the controlling shareholder(s) and their identification number(s)

Controlling shareholder	Identification number

- c** If the transferor was a member of an affiliated group filing a consolidated return, was it the parent corporation? Yes No
 If not, list the name and employer identification number (EIN) of the parent corporation

Name of parent corporation	EIN of parent corporation

- 2** If the transferor was a partner in a partnership that was the actual transferor (but is not treated as such under section 367), list the name and EIN of the transferor's partnership

Name of partnership	EIN of partnership
PCT Partners LLC	51-0412836

Part II Transferee Foreign Corporation Information (see instructions)

3 Name of transferee (foreign corporation) Pegot Navigator Offshore Fund, Inc	4 Identification number, if any None
5 Address (including country) c/o Hemisphere Mgmt Ltd 9 Church St PO Box HM951 Hamilton HMDX, Bermuda	
6 Place of organization or creation British Virgin Islands	7 Foreign law characterization (see instructions) Corporation
8 Is the transferee foreign corporation a controlled foreign corporation? <input type="checkbox"/> Yes <input checked="" type="checkbox"/> No	

Part III Information Regarding Transfer of Property (see instructions)

9 Date of transfer 10/01/01	10 Type of nonrecognition transaction (see instructions) Sec. 351
---------------------------------------	---

11 Description of property transferred
 Cash - 1,997,512

- 12** Did this transfer result from a change in the classification of the transferee to that of a foreign corporation? Yes No
- 13** Was the transferor required to recognize income under Temporary Regulations sections 1.367(a)-4T through 1.367(a)-6T (e.g., for tainted property, depreciation recapture, branch loss recapture, etc.)? Yes No
- 14a** Was intangible property (within the meaning of section 936(h)(3)(B)) transferred pursuant to the transaction? Yes No
- b** If yes describe the nature of the rights to the intangible property that was transferred in the transfer

Please Sign Here	Under penalties of perjury I declare that I have examined this return, including accompanying schedules and statements, and to the best of my knowledge and belief it is true, correct, and complete. Declaration of preparer (other than taxpayer) is based on all information of which preparer has any knowledge.			
	Signature 	Date 	Title 	
Paid Preparer's Use Only	Preparer's signature 	Date 	Check if self-employed <input type="checkbox"/>	Preparer's social security no.
	Firm's name (or yours if self-employed) and address 	EIN 	ZIP code 	

**Return by a U.S. Transferor of Property
 to a Foreign Corporation
 (under section 367)**

Part I U S Transferor Information (see instructions)

Name of transferor The J.N Pew, Jr Charitable Trust	Identification number (see instructions) 23-6299309
Number street and room or suite no (if a PO box see instructions) c/o The Glenmede Trust Company, 1650 Market Street, Suite 1200	
City or town state and ZIP code Philadelphia, PA 19103	

- 1 The following questions apply only if the transferor is a corporation
- a If the transfer was a section 361(a) or (b) transfer, was the transferor controlled (under section 368(c)) by 5 or fewer domestic corporations? Yes No
- b Did the transferor remain in existence after the transfer? Yes No
 If not, list the controlling shareholder(s) and their identification number(s)

Controlling shareholder	Identification number

- c If the transferor was a member of an affiliated group filing a consolidated return, was it the parent corporation? Yes No
 If not, list the name and employer identification number (EIN) of the parent corporation

Name of parent corporation	EIN of parent corporation

- 2 If the transferor was a partner in a partnership that was the actual transferor (but is not treated as such under section 367), list the name and EIN of the transferor's partnership

Name of partnership	EIN of partnership
PCT Partners LLC	51-0412836

Part II Transferee Foreign Corporation Information (see instructions)

3 Name of transferee (foreign corporation) OZF Credit Opportunities Fund, Ltd	4 Identification number, if any None
5 Address (including country) c/o Goldman Sachs PO Box 896 GT Harbour Centre, George Town, Cayman Isl.	
6 Place of organization or creation Cayman Islands	7 Foreign law characterization (see instructions) Corporation
8 Is the transferee foreign corporation a controlled foreign corporation? <input type="checkbox"/> Yes <input checked="" type="checkbox"/> No	

Part III Information Regarding Transfer of Property (see instructions)

9 Date of transfer 11/01/01	10 Type of nonrecognition transaction (see instructions) Sec. 351
---------------------------------------	---

11 Description of property transferred
 Cash - \$998,756

12 Did this transfer result from a change in the classification of the transferee to that of a foreign corporation? Yes No

13 Was the transferor required to recognize income under Temporary Regulations sections 1.367(a)-4T through 1.367(a)-6T (e.g., for tainted property, depreciation recapture, branch loss recapture, etc.)? Yes No

14a Was intangible property (within the meaning of section 936(h)(3)(B)) transferred pursuant to the transaction? Yes No

b If yes, describe the nature of the rights to the intangible property that was transferred in the transfer

Please Sign Here	Under penalties of perjury I declare that I have examined this return, including accompanying schedules and statements, and to the best of my knowledge and belief it is true, correct, and complete. Declaration of preparer (other than taxpayer) is based on all information of which preparer has any knowledge.		
▶	Signature	Date	▶ Title

Paid Preparer's Use Only	Preparer's signature ▶	Date	Check if self-employed <input type="checkbox"/>	Preparer's social security no
	Firm's name (or yours if self-employed) and address ▶	EIN ▶	ZIP code ▶	

**Return by a U.S. Transferor of Property
 to a Foreign Corporation
 (under section 367)**

Part I U S Transferor Information (see instructions)

Name of transferor The J.N. Pew, Jr. Charitable Trust	Identification number (see instructions) 23-6299309
Number, street and room or suite no. (If a P.O. box, see instructions) c/o The Glenmede Trust Company, 1650 Market Street, Suite 1200	
City or town, state and ZIP code Philadelphia, PA 19103	

- 1 The following questions apply only if the transferor is a corporation
- a If the transfer was a section 361(a) or (b) transfer, was the transferor controlled (under section 368(c)) by 5 or fewer domestic corporations? Yes No
- b Did the transferor remain in existence after the transfer? Yes No
 If not, list the controlling shareholder(s) and their identification number(s)

Controlling shareholder	Identification number

- c If the transferor was a member of an affiliated group filing a consolidated return, was it the parent corporation? Yes No
 If not, list the name and employer identification number (EIN) of the parent corporation

Name of parent corporation	EIN of parent corporation

- 2 If the transferor was a partner in a partnership that was the actual transferor (but is not treated as such under section 367), list the name and EIN of the transferor's partnership

Name of partnership	EIN of partnership
PCT Partners LLC	51-0412836

Part II Transferee Foreign Corporation Information (see instructions)

3 Name of transferee (foreign corporation) Standard Pacific Capital Offshore Fund, Ltd	4 Identification number, if any None
5 Address (including country) c/o MeesPierson 6 John B Gorsiraweg, Willemstad, Curacao Netherlands Ant	
6 Place of organization or creation British Virgin Islands	7 Foreign law characterization (see instructions) Corporation
8 Is the transferee foreign corporation a controlled foreign corporation? <input type="checkbox"/> Yes <input checked="" type="checkbox"/> No	

Part III Information Regarding Transfer of Property (see instructions)

9 Date of transfer 12/01/01	10 Type of nonrecognition transaction (see instructions) Sec. 351
---------------------------------------	---

11 Description of property transferred
 Cash - \$1,664,591

12 Did this transfer result from a change in the classification of the transferee to that of a foreign corporation? Yes No

13 Was the transferor required to recognize income under Temporary Regulations sections 1.367(a)-4T through 1.367(a)-6T (e.g., for tainted property, depreciation recapture, branch loss recapture, etc.)? Yes No

14a Was intangible property (within the meaning of section 936(h)(3)(B)) transferred pursuant to the transaction? Yes No

b If yes, describe the nature of the rights to the intangible property that was transferred in the transfer

Please Sign Here Under penalties of perjury I declare that I have examined this return including accompanying schedules and statements, and to the best of my knowledge and belief it is true, correct, and complete. Declaration of preparer (other than taxpayer) is based on all information of which preparer has any knowledge.

Signature _____	Date _____	Title _____
-----------------	------------	-------------

Paid Preparer's Use Only	Preparer's signature _____	Date _____	Check if self-employed <input type="checkbox"/>	Preparer's social security no _____
	Firm's name (or yours if self-employed) and address _____	EIN _____	ZIP code _____	

**Return by a U.S. Transferor of Property
 to a Foreign Corporation
 (under section 367)**

Part I U S Transferor Information (see instructions)

Name of transferor The J.N. Pew, Jr. Charitable Trust	Identification number (see instructions) 23-6299309
Number street and room or suite no. (if a PO box, see instructions) c/o The Glenmede Trust Company, 1650 Market Street, Suite 1200	
City or town, state and ZIP code Philadelphia, PA 19103	

- 1** The following questions apply only if the transferor is a corporation
- a** If the transfer was a section 361(a) or (b) transfer, was the transferor controlled (under section 368(c)) by 5 or fewer domestic corporations? Yes No
- b** Did the transferor remain in existence after the transfer? Yes No
 If not, list the controlling shareholder(s) and their identification number(s)

Controlling shareholder	Identification number

- c** If the transferor was a member of an affiliated group filing a consolidated return, was it the parent corporation? Yes No
 If not, list the name and employer identification number (EIN) of the parent corporation

Name of parent corporation	EIN of parent corporation

- 2** If the transferor was a partner in a partnership that was the actual transferor (but is not treated as such under section 367), list the name and EIN of the transferor's partnership

Name of partnership	EIN of partnership
PCT Partners LLC	51-0412836

Part II Transferee Foreign Corporation Information (see instructions)

3 Name of transferee (foreign corporation) DE Shaw Composite International Fund 1	4 Identification number, if any None
5 Address (including country) Bank of Bermuda, PO Box 513GT, 36C Bermuda House, George Town, Cayman Isl.	
6 Place of organization or creation Cayman Islands	7 Foreign law characterization (see instructions) Trust
8 Is the transferee foreign corporation a controlled foreign corporation? <input type="checkbox"/> Yes <input checked="" type="checkbox"/> No	

Part III Information Regarding Transfer of Property (see instructions)

9 Date of transfer 12/31/01	10 Type of nonrecognition transaction (see instructions) <i>Sec 351</i>
---------------------------------------	---

11 Description of property transferred
 Cash - \$1,664,590

- 12** Did this transfer result from a change in the classification of the transferee to that of a foreign corporation? Yes No
- 13** Was the transferor required to recognize income under Temporary Regulations sections 1.367(a)-4T through 1.367(a)-6T (e.g., for tainted property, depreciation recapture, branch loss recapture, etc.)? Yes No
- 14a** Was intangible property (within the meaning of section 936(h)(3)(B)) transferred pursuant to the transaction? Yes No
- b** If yes, describe the nature of the rights to the intangible property that was transferred in the transfer

Please Sign Here	Under penalties of perjury I declare that I have examined this return, including accompanying schedules and statements, and to the best of my knowledge and belief it is true, correct, and complete. Declaration of preparer (other than taxpayer) is based on all information of which preparer has any knowledge.			
	Signature _____	Date _____	Title _____	
Paid Preparer's Use Only	Preparer's signature _____	Date _____	Check if self-employed <input type="checkbox"/>	Preparer's social security no _____
	Firm's name (or yours if self-employed) and address _____		EIN _____	
			ZIP code _____	

Form **926**

(Rev. October 1998)

Department of the Treasury
Internal Revenue Service

Return by a U.S. Transferor of Property to a Foreign Corporation (under section 367)

OMB No 1545 0026

Part I U.S. Transferor Information (see instructions)

Name of transferor

J.N. FEW JR. CHARITABLE TRUSTS

Identification number (see instructions)

23-6299309

Number, street, and room or suite no. (If a P.O. box, see instructions)

16 THE GLENMEDE TRUST COMPANY, 1650 MARKET STREET, SUITE 1200

City or town, state, and ZIP code

PHILADELPHIA, PA 19103-7391

1 The following questions apply only if the transferor is a corporation

a If the transfer was a section 361(a) or (b) transfer, was the transferor controlled (under section 368(c)) by 5 or fewer domestic corporations?

Yes No

b Did the transferor remain in existence after the transfer?

Yes No

If not, list the controlling shareholder(s) and their identification number(s)

Controlling shareholder	Identification number

c If the transferor was a member of an affiliated group filing a consolidated return, was it the parent corporation?

Yes No

If not, list the name and employer identification number (EIN) of the parent corporation

Name of parent corporation	EIN of parent corporation

2 If the transferor was a partner in a partnership that was the actual transferor (but is not treated as such under section 367), list the name and EIN of the transferor's partnership

Name of partnership	EIN of partnership

Part II Transferee Foreign Corporation Information (see instructions)

3 Name of transferee (foreign corporation)

UBS (CAYMAN ISLANDS) LTD

4 Identification number, if any

NONE

5 Address (including country)

UBS HOUSE, 227 ELGIN AVENUE, GEORGE TOWN, GRAND CAYMAN, CAYMAN ISLANDS

6 Place of organization or creation

CAYMAN ISLANDS

7 Foreign law characterization (see instructions) CORPORATION

8 Is the transferee foreign corporation a controlled foreign corporation?

Yes No

Part III Information Regarding Transfer of Property (see instructions)

9 Date of transfer 3/1/2001 10 Type of nonrecognition transaction (see instructions) SEC. 351

11 Description of property transferred
CASH - \$ 2,640,000.00

- 12 Did this transfer result from a change in the classification of the transferee to that of a foreign corporation? Yes No
- 13 Was the transferor required to recognize income under Temporary Regulations sections 1.367(a)-4T through 1.367(a)-6T (e.g., for tainted property, depreciation recapture, branch loss recapture, etc.)? Yes No
- 14a Was intangible property (within the meaning of section 936(h)(3)(B)) transferred pursuant to the transaction? Yes No
- b If yes, describe the nature of the rights to the intangible property that was transferred in the transfer

Please Sign Here	Under penalties of perjury I declare that I have examined this return, including accompanying schedules and statements, and to the best of my knowledge and belief it is true, correct, and complete. Declaration of preparer (other than taxpayer) is based on all information of which preparer has any knowledge.			
	Signature _____		Date _____	Title _____
Paid Preparer's Use Only	Preparer's signature	Date	Check if self employed <input type="checkbox"/>	Preparer's social security no
	Firm's name (or yours if self employed) and address		EIN	
			ZIP code	



**Return by a U.S. Transferor of Property
to a Foreign Corporation
(under section 367)**

Part I U.S. Transferor Information (see instructions)

Name of transferor: J.N. FEW JR. CHARITABLE TRUSTS Identification number (see instructions): 23-6299309

Number, street, and room or suite no. (if a P.O. box, see instructions):
City or town, state, and ZIP code:
C/O THE GLENMEDE TRUST COMPANY, 1650 MARKET STREET, SUITE 1200,
PHILADELPHIA, PA 19103-7391

- 1 The following questions apply only if the transferor is a corporation
- a If the transfer was a section 361(a) or (b) transfer, was the transferor controlled (under section 368(c)) by 5 or fewer domestic corporations? Yes No
- b Did the transferor remain in existence after the transfer? Yes No
If not, list the controlling shareholder(s) and their identification number(s)

Controlling shareholder	Identification number

- c If the transferor was a member of an affiliated group filing a consolidated return, was it the parent corporation? Yes No
If not, list the name and employer identification number (EIN) of the parent corporation

Name of parent corporation	EIN of parent corporation

- 2 If the transferor was a partner in a partnership that was the actual transferor (but is not treated as such under section 367), list the name and EIN of the transferor's partnership

Name of partnership	EIN of partnership
<u>DOVER STREET IV L.P.</u>	<u>04-3456831</u>

Part II Transferee Foreign Corporation Information (see instructions)

3 Name of transferee (foreign corporation): DOVER STREET IV L.P.A. 4 Identification number, if any: NONE

5 Address (including country): CEDAR HOUSE, 41 CEDAR AVENUE, HAMILTON HM12, BERMUDA

6 Place of organization or creation: BERMUDA 7 Foreign law characterization (see instructions): CORPORATION

- 8 Is the transferee foreign corporation a controlled foreign corporation? Yes No

Part III Information Regarding Transfer of Property (see instructions)

9 Date of transfer VARIOUS IN 2001	10 Type of nonrecognition transaction (see instructions) SEC. 351
---------------------------------------	--

11 Description of property transferred

CASH - \$ 309,550.

- 12 Did this transfer result from a change in the classification of the transferee to that of a foreign corporation? Yes No
- 13 Was the transferor required to recognize income under Temporary Regulations sections 1.367(a)-4T through 1.367(a)-6T (e.g., for tainted property, depreciation recapture, branch loss recapture, etc.)? Yes No
- 14a Was intangible property (within the meaning of section 936(h)(3)(B)) transferred pursuant to the transaction? Yes No
- b If yes, describe the nature of the rights to the intangible property that was transferred in the transfer

Please Sign Here	Under penalties of perjury, I declare that I have examined this return including accompanying schedules and statements and to the best of my knowledge and belief it is true, correct, and complete. Declaration of preparer (other than taxpayer) is based on all information of which preparer has any knowledge.			
	Signature _____	Date _____	Title _____	
Paid Preparer's Use Only	Preparer's signature _____	Date _____	Check if self-employed <input type="checkbox"/>	Preparer's social security no _____
	Firm's name (or yours if self-employed) and address _____		EIN _____	ZIP code _____



**Return by a U.S. Transferor of Property
 to a Foreign Corporation
 (under section 367)**

Part I U.S. Transferor Information (see instructions)

Name of transferor J.N. PEW JR. CHARITABLE TRUST	Identification number (see instructions) 23-6299309
Number, street, and room or suite no. (if a P.O. box, see instructions) C/O THE GLENMEDE TRUST COMPANY, 1650 MARKET STREET, SUITE 1200	
City or town, state, and ZIP code PHILADELPHIA, PA 19103-7391	

- 1 The following questions apply only if the transferor is a corporation
- a If the transfer was a section 361(a) or (b) transfer, was the transferor controlled (under section 368(c)) by 5 or fewer domestic corporations? Yes No
- b Did the transferor remain in existence after the transfer? Yes No
 If not, list the controlling shareholder(s) and their identification number(s)

Controlling shareholder	Identification number

- c If the transferor was a member of an affiliated group filing a consolidated return, was it the parent corporation? Yes No
 If not, list the name and employer identification number (EIN) of the parent corporation

Name of parent corporation	EIN of parent corporation

- 2 If the transferor was a partner in a partnership that was the actual transferor (but is not treated as such under section 367), list the name and EIN of the transferor's partnership

Name of partnership	EIN of partnership
ATLAS VENTURE FUND VI L.P.	04354778

Part II Transferee Foreign Corporation Information (see instructions)

3 Name of transferee (foreign corporation) AVIVIAS SA	4 Identification number, if any NONE
5 Address (including country) C/O ATLAS VENTURE FUND VI L.P., 222 BERKELEY STREET, BOSTON, MA 02111	
6 Place of organization or creation PARIS FRANCE	7 Foreign law characterization (see instructions) CORPORATION
8 Is the transferee foreign corporation a controlled foreign corporation? <input type="checkbox"/> Yes <input checked="" type="checkbox"/> No	

Part III Information Regarding Transfer of Property (see instructions)

9 Date of transfer 11/19/01 10 Type of nonrecognition transaction (see instructions) SEC. 351

11 Description of property transferred
CASH - \$

- 12 Did this transfer result from a change in the classification of the transferee to that of a foreign corporation? Yes No
- 13 Was the transferor required to recognize income under Temporary Regulations sections 1.367(a)-4T through 1.367(a)-6T (e.g., for tainted property depreciation recapture branch loss recapture, etc.)? Yes No
- 14a Was intangible property (within the meaning of section 936(h)(3)(B)) transferred pursuant to the transaction? Yes No
- b If yes, describe the nature of the rights to the intangible property that was transferred in the transfer

Please Sign Here	Under penalties of perjury I declare that I have examined this return including accompanying schedules and statements and to the best of my knowledge and belief it is true, correct, and complete. Declaration of preparer (other than taxpayer) is based on all information of which preparer has any knowledge.			
	Signature	Date	Title	
Paid Preparer's Use Only	Preparer's signature	Date	Check if self-employed <input type="checkbox"/>	Preparer's social security no
	Firm's name (or yours if self-employed) and address	EIN		ZIP code



Form **926**

(Rev. October 1998)

Department of the Treasury
Internal Revenue Service

**Return by a U.S. Transferor of Property
to a Foreign Corporation
(under section 367)**

OMB No 1545 0026

Part I U S Transferor Information (see instructions)

Name of transferor <i>J.N. Pave Jr. Charitable Trust</i>	Identification number (see instructions) <i>23-6299309</i>
Number, street, and room or suite no. (If a P.O. box, see instructions) <i>40 The Glenmark Trust Company, 1650 Market Street, Suite 1200</i>	
City or town, state, and ZIP code <i>Philadelphia, PA 19103-7391</i>	

- 1 The following questions apply only if the transferor is a corporation
- a If the transfer was a section 361(a) or (b) transfer, was the transferor controlled (under section 368(c)) by 5 or fewer domestic corporations? Yes No
- b Did the transferor remain in existence after the transfer? Yes No
If not, list the controlling shareholder(s) and their identification number(s)

Controlling shareholder	Identification number

- c If the transferor was a member of an affiliated group filing a consolidated return, was it the parent corporation? Yes No
If not, list the name and employer identification number (EIN) of the parent corporation

Name of parent corporation	EIN of parent corporation

- 2 If the transferor was a partner in a partnership that was the actual transferor (but is not treated as such under section 367) list the name and EIN of the transferor's partnership

Name of partnership	EIN of partnership

Part II Transferee Foreign Corporation Information (see instructions)

3 Name of transferee (foreign corporation) <i>Blackstone FICapital Partners (Cayman) L.P.</i>	4 Identification number, if any <i>13-4116626</i>
5 Address (including country) <i>P/O Walker, Walker House, Mary Street, Georgetown, P.O. Box 26567</i>	
6 Place of organization or creation <i>CAYMAN ISLANDS</i>	7 Foreign law characterization (see instructions) <i>CORPORATION</i>
8 Is the transferee foreign corporation a controlled foreign corporation? <input type="checkbox"/> Yes <input checked="" type="checkbox"/> No	

For Paperwork Reduction Act Notice, see separate instructions

Cat No 16982D

Form 926 (Rev 10-98)

- Opis Specialty Limited*
- BCP Wireless Cayman Corp.*

Part III Information Regarding Transfer of Property (see instructions)

9 Date of transfer <i>Various in 2001</i>	10 Type of nonrecognition transaction (see instructions) <i>Sec. 351</i>
--	---

11 Description of property transferred

Cash - \$54,177.

- 12 Did this transfer result from a change in the classification of the transferee to that of a foreign corporation? Yes No
- 13 Was the transferor required to recognize income under Temporary Regulations sections 1.367(a)-4T through 1.367(a)-6T (e.g., for tainted property, depreciation recapture, branch loss recapture, etc.)? Yes No
- 14a Was intangible property (within the meaning of section 936(h)(3)(B)) transferred pursuant to the transaction? Yes No
- b If yes, describe the nature of the rights to the intangible property that was transferred in the transfer

Please Sign Here	Under penalties of perjury I declare that I have examined this return including accompanying schedules and statements and to the best of my knowledge and belief it is true, correct, and complete. Declaration of preparer (other than taxpayer) is based on all information of which preparer has any knowledge.			
	Signature 	Date 	Title 	
Paid Preparer's Use Only	Preparer's signature 	Date 	Check if self-employed <input type="checkbox"/>	Preparer's social security no.
	Firm's name (or yours if self-employed) and address 		EIN 	
			ZIP code 	



Form **926**

(Rev. October 1998)

Department of the Treasury
Internal Revenue Service

**Return by a U.S. Transferor of Property
to a Foreign Corporation
(under section 367)**

OMB No 1545-0026

Part I U.S. Transferor Information (see instructions)

Name of transferor: J.M. Pew Jr. Charitable Trust Identification number (see instructions): 23-6299309

Number, street, and room or suite no. (if a P.O. box, see instructions): c/o The Hemmels Trust Company, 1650 Market Street, Suite 1200
City or town, state, and ZIP code: Philadelphia, PA 19103-7391

- 1 The following questions apply only if the transferor is a corporation
- a If the transfer was a section 361(a) or (b) transfer, was the transferor controlled (under section 368(c)) by 5 or fewer domestic corporations? Yes No
- b Did the transferor remain in existence after the transfer? Yes No
If not, list the controlling shareholder(s) and their identification number(s)

Controlling shareholder	Identification number

- c If the transferor was a member of an affiliated group filing a consolidated return, was it the parent corporation? Yes No
If not, list the name and employer identification number (EIN) of the parent corporation

Name of parent corporation	EIN of parent corporation

- 2 If the transferor was a partner in a partnership that was the actual transferor (but is not treated as such under section 367), list the name and EIN of the transferor's partnership

Name of partnership	EIN of partnership

Part II Transferee Foreign Corporation Information (see instructions)

3 Name of transferee (foreign corporation): BLACKSTONE F I 2 CAPITAL PARTNERS (CAYMAN) L.P. 4 Identification number, if any: 13-4130013

5 Address (including country): c/o WALKER, WALKER HOUSE, MARY STREET, GEORGETOWN, P.O. BOX 2656T, GRAND CAYMAN, CAYMAN ISLANDS

6 Place of organization or creation: CAYMAN ISLANDS 7 Foreign law characterization (see instructions): CORPORATION

8 Is the transferee foreign corporation a controlled foreign corporation? Yes No

- * 1. Callstar Nordrhein-Westfalen GmbH
- * 2. Callstar Baden-Wuerttemberg GmbH
- * 3. De Te Kabell Service Baden-Wuerttemberg GmbH +

Part III Information Regarding Transfer of Property (see instructions)

9 Date of transfer *Various in 2001* 10 Type of nonrecognition transaction (see instructions) *Sec. 351*
 11 Description of property transferred

Cash - \$ 11,011.

- 12 Did this transfer result from a change in the classification of the transferee to that of a foreign corporation? Yes No
 13 Was the transferor required to recognize income under Temporary Regulations sections 1.367(a)-4T through 1.367(a)-6T (e.g., for tainted property depreciation recapture, branch loss recapture, etc.)? Yes No
 14a Was intangible property (within the meaning of section 936(h)(3)(B)) transferred pursuant to the transaction? Yes No
 b If yes, describe the nature of the rights to the intangible property that was transferred in the transfer

Please Sign Here	Under penalties of perjury I declare that I have examined this return including accompanying schedules and statements and to the best of my knowledge and belief it is true correct, and complete Declaration of preparer (other than taxpayer) is based on all information of which preparer has any knowledge			
	Signature		Date	Title
Paid Preparer's Use Only	Preparer's signature	Date	Check if self-employed <input type="checkbox"/>	Preparer's social security no
	Firm's name (or yours if self employed) and address		EIN	
			ZIP code	



(Rev July 1998)

▶ Attach to your tax return

Department of the Treasury
Internal Revenue Service

▶ If you received this form from a partnership, S corporation, or trust, see the instructions

Attachment
Sequence No **71**

Investor's name(s) shown on return: **J. N. PEW JR CHARITABLE TRUST**
Investor's identifying number: **23-6299309**
Investor's tax year ended: **12/31/01**

	(a) Tax Shelter Name	(b) Tax Shelter Registration Number (11 digit number)	(c) Tax Shelter Identifying Number
1	ARB9 BROADCAST PARTNERS III LP	97042000063	04-3350018
2			
3			
4			
5			
6			
7			
8			
9			
10			

General Instructions

Section references are to the Internal Revenue Code

Purpose of Form

Use Form 8271 to report the tax shelter registration number the IRS assigns to certain tax shelters required to be registered under section 6111 ("registration- required tax shelters") and to report the name and identifying number of the tax shelter. This information must be reported even if the particular interest is producing net income for the filer of Form 8271. Use additional forms to report more than 10 tax shelter registration numbers.

Note A tax shelter registration number does not indicate that the tax shelter or its claimed tax benefits have been reviewed, examined, or approved by the IRS.

Who Must File

Any person claiming or reporting any deduction, loss, credit, or other tax benefit, or reporting any income on any tax return from an interest purchased or otherwise acquired in a registration- required tax shelter must file Form 8271. If you are an investor in a partnership or an S corporation, look at item G, Schedule K-1 (Form 1065), or item C, Schedule K-1 (Form 1120S). If a tax shelter registration number or the words "Applied for" appear there, then the entity is a registration-required tax shelter. If the interest is purchased or otherwise acquired by a pass-through entity, both the pass-through entity and its partners, shareholders, or beneficiaries must file Form 8271.

A pass-through entity that is the registration-required tax shelter does not have to prepare Form 8271 and give copies to its partners, shareholders, or beneficiaries unless the pass-through entity itself has invested in a registration-required tax shelter.

In certain cases, a tax shelter that does not expect to reduce the cumulative tax liability of any investor during the 5-year period ending after the date the investment is first offered for sale may be considered a "projected income investment." Such a tax shelter will not have to register, and thus not have to furnish a tax shelter registration number to investors, unless and until it ceases to be a projected income investment. It is possible, therefore, that you may not be furnished a tax shelter registration number, and not have to report it, for several years after you purchase or otherwise acquire your interest in the tax shelter. If you are later furnished a tax shelter registration number because the tax shelter ceased to be a projected income investment, follow these instructions. However, you must file Form 8271 only for tax years ending on or after the date the tax shelter ceases to be a projected income investment.

Note Even if you have an interest in a registration-required tax shelter, you do not have to file Form 8271 if you did not claim or report any deduction, loss, credit, or other tax benefit, or report any income on your tax return from an interest in the registration-required tax shelter. This could occur, for example, if for a particular year you are unable to claim any portion of a loss because of the passive activity loss limitations, and that loss is the only tax item reported to you from the shelter.

Filing Form 8271

Attach Form 8271 to any return on which a deduction, loss, credit, or other tax benefit is claimed or reported, or any income reported, from an interest in a registration-required tax shelter. These returns include applications for tentative refunds (Forms 1045 and 1139) and amended returns (Forms 1040X and 1120X).

Furnishing Copies of Form 8271 to Investors

A pass-through entity that has invested in a registration-required tax shelter must furnish copies of its Form 8271 to its partners, shareholders, or beneficiaries.

However, in the case where (a) the pass-through entity acquired at least a 50% interest in one tax year in a registered tax shelter (and in which it had not held an interest in a prior year), and (b) the investment would not meet the definition of a tax shelter immediately following the acquisition if it had been offered for sale at that time, the pass-through entity need not distribute copies of Form 8271 to its investors. The pass-through entity alone is required to prepare Form 8271 and include it with the entity tax return.

Penalty For Not Including Registration Number on Return

A \$250 penalty will be charged for each failure to include a tax shelter registration number on a return on which it is required to be included unless the failure is due to reasonable cause.

Specific Instructions Investor's Identifying Number

Enter the social security number or employer identification number shown on the return to which this Form 8271 is attached.

Investor's Tax Year Ended

Enter the date the tax year ended for the return to which this Form 8271 is attached.

Investor Reporting of Tax Shelter Registration Number

▶ Attach to your tax return

▶ If you received this form from a partnership, S corporation, or trust, see the instructions

Investor's name(s) shown on return

J.N. FEW JR. CHARITABLE TRUSTS
CROW FAMILY HOLDINGS REALTY PARTNERS, L.P.

Investor's identifying number

23-6299309
75-2727421

Investor's tax year ended

12/31/2001

	(a) Tax Shelter Name	(b) Tax Shelter Registration Number (11 digit number)	(c) Tax Shelter Identifying Number
1	KIMPTON DEVELOPMENT		
2	OPPORTUNITY FUND, L.P.	99063000041	94-3279901
3			
4			
5			
6			
7			
8			
9			
10			

General Instructions

Section references are to the Internal Revenue Code

Purpose of Form

Use Form 8271 to report the tax shelter registration number the IRS assigns to certain tax shelters required to be registered under section 6111

("registration-required tax shelters") and to report the name identifying number of the tax shelter. This information must be reported even if the particular interest is producing net income for the filer of Form 8271. Use additional forms to report more than 10 tax shelter registration numbers. **Note** A tax shelter registration number does not indicate that the tax shelter or its claimed tax benefits have been reviewed, examined, or approved by the IRS.

Who Must File

Any person claiming or reporting any deduction, loss, credit, or other tax benefit, or reporting any income on any tax return from an interest purchased or otherwise acquired in a registration-required tax shelter must file Form 8271. If you are an investor in a partnership or an S corporation, look at item G, Schedule K-1 (Form 1065), or item C, Schedule K-1 (Form 1120S). If a tax shelter registration number or the words "Applied for" appear there, then the entity is a registration-required tax shelter. If the interest is purchased or otherwise acquired by a pass-through entity, both the pass-through entity and its partners, shareholders, or beneficiaries must file Form 8271.

A pass-through entity that is the registration-required tax shelter does not have to prepare Form 8271 and give copies to its partners, shareholders, or beneficiaries unless the pass-through entity itself has invested in a registration-required tax shelter.

In certain cases, a tax shelter that does not expect to reduce the cumulative tax liability of any investor during the 5-year period ending after the date the investment is first offered for sale may be considered a "projected income investment." Such a tax shelter will not have to register, and thus not have to furnish a tax shelter registration number to investors, unless and until it ceases to be a projected income investment. It is possible, therefore, that you may not be furnished a tax shelter registration number, and not have to report it, for several years after you purchase or otherwise acquire your interest in the tax shelter. If you are later furnished a tax shelter registration number because the tax shelter ceased to be a projected income investment, follow these instructions. However, you must file Form 8271 only for tax years ending on or after the date the tax shelter ceases to be a projected income investment.

Note Even if you have an interest in a registration-required tax shelter, you do not have to file Form 8271 if you did not claim or report any deduction, loss, credit, or other tax benefit, or report any income on your tax return from an interest in the registration-required tax shelter. This could occur, for example, if for a particular year you are unable to claim any portion of a loss because of the passive activity loss limitations, and that loss is the only tax item reported to you from the shelter.

Filing Form 8271

Attach Form 8271 to any return on which a deduction, loss, credit, or other tax benefit is claimed or reported, or any income reported, from an interest in a registration-required tax shelter. These returns include applications for tentative refunds (Form 1045 and 1139) and amended returns (Form 1040X and 1120X).

Furnishing Copies of Form 8271 to Investors

A pass-through entity that has invested in a registration-required tax shelter must furnish copies of its Form 8271 to its partners, shareholders, or beneficiaries.

However, in the case where (a) the pass-through entity acquired at least a 50% interest in one tax year in a registered tax shelter (and in which it had not held an interest in a prior year), and (b) the investment would not meet the definition of a tax shelter immediately following the acquisition if it had been offered for sale at that time, the pass-through entity need not distribute copies of Form 8271 to its investors. The pass-through entity alone is required to prepare Form 8271 and include it with the entity tax return.

Penalty for Not Including Registration Number on Return

A \$250 penalty will be charged for each failure to include a tax shelter registration number on a return on which it is required to be included unless the failure is due to reasonable cause.

Specific Instructions Investor's Identifying Number

Enter the social security number or employer identification number shown on the return to which this Form 8271 is attached.

Investor's Tax Year Ended

Enter the date the tax year ended for the return to which this Form 8271 is attached.

Investor Reporting of Tax Shelter Registration Number

▶ Attach to your tax return

▶ If you received this form from a partnership, S corporation, or trust, see the instructions

Investor's name(s) shown on return: **J. N. FEW JR. CHARITABLE TRUST**
 BEACON CAPITAL STRATEGIC PARTNERS, L.P.

Investor's identifying number: **23-6299309**
04-3483915

Investor's tax year ended: **12/31/2001**

	(a) Tax Shelter Name	(b) Tax Shelter Registration Number (11-digit number)	(c) Tax Shelter Identifying Number
1	METRO CENTER PARCEL 2 ASSOCIATES	86343000179	
2	LLC		
3			
4			
5			
6			
7			
8			
9			
10			

General Instructions

Section references are to the Internal Revenue Code

Purpose of Form

Use Form 8271 to report the tax shelter registration number the IRS assigns to certain tax shelters required to be registered under section 6111

("registration-required tax shelters") and to report the name identifying number of the tax shelter. This information must be reported even if the particular interest is producing net income for the filer of Form 8271.

Use additional forms to report more than 10 tax shelter registration numbers.

Note. A tax shelter registration number does not indicate that the tax shelter or its claimed tax benefits have been reviewed, examined, or approved by the IRS.

Who Must File

Any person claiming or reporting any deduction, loss, credit, or other tax benefit, or reporting any income on any tax return from an interest purchased or otherwise acquired in a registration-required tax shelter must file Form 8271. If you are an investor in a partnership or an S corporation, look at item G, Schedule K-1 (Form 1065), or item C, Schedule K-1 (Form 1120S). If a tax shelter registration number or the words "Applied for" appear there, then the entity is a registration-required tax shelter. If the interest is purchased or otherwise acquired by a pass-through entity, both the pass-through entity and its partners, shareholders, or beneficiaries must file Form 8271.

A pass-through entity that is the registration-required tax shelter does not have to prepare Form 8271 and give copies to its partners, shareholders, or beneficiaries unless the pass-through entity itself has invested in a registration-required tax shelter.

In certain cases, a tax shelter that does not expect to reduce the cumulative tax liability of any investor during the 5-year period ending after the date the investment is first offered for sale may be considered a "projected income investment." Such a tax shelter will not have to register, and thus not have to furnish a tax shelter registration number to investors, unless and until it ceases to be a projected income investment. It is possible, therefore, that you may not be furnished a tax shelter registration number, and not have to report it, for several years after you purchase or otherwise acquire your interest in the tax shelter. If you are later furnished a tax shelter registration number because the tax shelter ceased to be a projected income investment, follow these instructions. However, you must file Form 8271 only for tax years ending on or after the date the tax shelter ceases to be a projected income investment.

Note. Even if you have an interest in a registration-required tax shelter, you do not have to file Form 8271 if you did not claim or report any deduction, loss, credit, or other tax benefit, or report any income on your tax return from an interest in the registration-required tax shelter. This could occur, for example, if for a particular year you are unable to claim any portion of a loss because of the passive activity loss limitations, and that loss is the only tax item reported to you from the shelter.

Filing Form 8271

Attach Form 8271 to any return on which a deduction, loss, credit, or other tax benefit is claimed or reported, or any income reported, from an interest in a registration-required tax shelter. These returns include applications for tentative refunds (Form 1045 and 1139) and amended returns (Form 1040X and 1120X).

Furnishing Copies of Form 8271 to Investors

A pass-through entity that has invested in a registration-required tax shelter must furnish copies of its Form 8271 to its partners, shareholders, or beneficiaries.

However, in the case where (a) the pass-through entity acquired at least a 50% interest in one tax year in a registered tax shelter (and in which it had not held an interest in a prior year), and (b) the investment would not meet the definition of a tax shelter immediately following the acquisition if it had been offered for sale at that time, the pass-through entity need not distribute copies of Form 8271 to its investors. The pass-through entity alone is required to prepare Form 8271 and include it with the entity tax return.

Penalty for Not Including Registration Number on Return

A \$250 penalty will be charged for each failure to include a tax shelter registration number on a return on which it is required to be included unless the failure is due to reasonable cause.

Specific Instructions Investor's Identifying Number

Enter the social security number or employer identification number shown on the return to which this Form 8271 is attached.

Investor's Tax Year Ended

Enter the date the tax year ended for the return to which this Form 8271 is attached.

Form **8621**
(Rev. February 1999)

Return by a Shareholder of a Passive Foreign Investment Company or Qualified Electing Fund

OMB No 1545 1002

Department of the Treasury
Internal Revenue Service

▶ See separate instructions

Attachment
Sequence No **69**

Name of Shareholder J. N. PEW JR. CHARITABLE TRUST	Identifying number (see page 3 of instructions) 23-629309
Name of the investment company THE GLENMEDE TRUST COMPANY	
Number, street, and room or suite no. (If a P.O. box, see page 3 of instructions.) 1650 MARKET STREET, SUITE 1200	Your tax year—calendar year 01 or other tax year beginning and ending
City or town, state, and ZIP code or country PHILADELPHIA, PA 19103-7391	
TAX EXEMPT ORGANIZATION	
Check type of shareholder filing the return: <input type="checkbox"/> Individual <input type="checkbox"/> Corporation <input type="checkbox"/> Partnership <input type="checkbox"/> S Corporation <input type="checkbox"/> Nongrantor Trust <input type="checkbox"/> Estate	
Name of passive foreign investment company (PFIC) or qualified electing fund (QEF) SEE SCHEDULES ATTACHED	Employer identification number (if any)
Address (Enter number, street, city or town, and country) SEE SCHEDULES ATTACHED	Tax year of company or fund: calendar year 01 or other tax year beginning and ending

Part I Elections (See instructions)

- A** I, a shareholder of a PFIC, elect to treat the PFIC as a QEF (Section 1295) *Complete lines 1a through 2c of Part II*
- B** I, a shareholder on the first day of a PFIC's first tax year as a QEF, elect to recognize gain on the deemed sale of my interest in the PFIC (Section 1291(d)(2)(A)) *Enter gain or loss on line 10f of Part IV*
- C** I, a shareholder on the first day of a PFIC's first tax year as a QEF that is a controlled foreign corporation (CFC) elect to treat an amount equal to my share of the post-1986 earnings and profits of the CFC as an excess distribution (Section 1291(d)(2)(B)) *Enter this amount on line 10e*
- D** I, a shareholder of a QEF elect to extend the time for payment of tax on the undistributed earnings and profits of the QEF until this election is terminated (Section 1294) *Complete lines 3a through 4c of Part II to calculate the tax that may be deferred*
Note: If any portion of line 1a or line 2a of Part II is includible under section 551 or 951, you may not make this election. Also, see sections 1294(c) and 1294(f) and the related regulations for events that terminate this election.
- E** I, a shareholder of a former PFIC, elect to treat as an excess distribution the gain recognized on the deemed sale of my interest in the PFIC, or if I qualify, my share of the PFIC's post-1986 earnings and profits deemed distributed on the last day of its last tax year as a PFIC under section 1297(a) (Section 1298(b)(1)) *Enter excess distribution on line 10e or 10f of Part IV*
- F** I, a shareholder of a PFIC, elect to mark-to-market the stock of that PFIC, which stock is marketable within the meaning of section 1296(e) (Section 1296) *Complete Part III*

Part II Income From a Qualified Electing Fund (QEF). All QEF shareholders complete lines 1a through 2c. If you are making Election D, also complete lines 3a through 4c. (See page 5 of instructions.)

1a Enter your pro rata share of the ordinary earnings of the QEF	1a	SEE ATTACHED		
b Enter the portion of line 1a that is included in income under section 551 or 951 or that may be excluded under section 1293(g)	1b			
c Subtract line 1b from line 1a. Enter this amount on your tax return as dividend income	1c		SEE ATTACHED	
2a Enter your pro rata share of the total net capital gain of the QEF	2a			
b Enter the portion of line 2a that is included in income under section 551 or 951 or that may be excluded under section 1293(g)	2b			
c Subtract line 2b from line 2a. This amount is a net long-term capital gain. Enter this amount in Part II of the Schedule D used for your income tax return. (See page 5 of instructions.)	2c			
3a Add lines 1c and 2c	3a			
b Enter the total amount of cash and the fair market value of other property distributed or deemed distributed to you during the tax year of the QEF. (See page 5 of instructions.)	3b	SEE ATTACHED		
c Enter the portion of line 3a to the extent not already included in line 3b that is attributable to shares in the QEF that you disposed of, pledged, or otherwise transferred during the tax year.	3c			
d Add lines 3b and 3c	3d		SEE ATTACHED	
e Subtract line 3d from line 3a, and enter the difference (if zero or less, enter amount in brackets). Important. If line 3e is greater than zero and no portion of line 1a or 2a is includible in income under section 551 or 951, you may make Election D with respect to the amount on line 3e.	3e			
4a Enter the total tax for total taxable income for the tax year.	4a			
b Enter the total tax for the tax year determined without regard to the amount entered on line 3e.	4b			
c Subtract line 4b from line 4a. This is the deferred tax, the time for payment of which is extended by making Election D. See instructions.	4c			

The partnership has made Qualified Electing Fund ("QEF") Elections for the Passive Foreign Investment Companies ("PFICs") in which it invests. The PFIC provisions which apply to US persons that are direct or indirect shareholders of a PFIC require that a separate Form 8621 Return by a Shareholder of a Passive Foreign Investment Company or Qualified Electing Fund be filed for each PFIC for each tax year in which the US person is a shareholder of the PFIC. The Form 8621 must be attached to the shareholder's income tax return.

Please note that your pro-rata share of each PFIC's income has been included in your taxable income and reported on the appropriate lines of the Schedule K-1. The information below is provided solely for purposes of completing the Form 8621.

PFIC Number	1	2	3
PFIC Name	Abingworth Bloventures II	BOCP/BFIP Wireless Cayman Corp	Liffe Holdings PLC
PFIC Address	Boites Postales 586 L-2015 Luxembourg	C/O The Blackstone Group 345 Park Avenue New York NY 10154	Cannon Bndge House 1 Cousin Lane London EC4R 3XX
EIN	N/A	13-4116429	N/A
Tax Year	January 1, 2001 - December 31, 2001	January 1, 2001 - December 31, 2001	January 1, 2001 - December 31, 2001

PFIC Number	4	5	6
PFIC Name	BCP Wireless Cayman Corp	Doughty Hanson & Co (Bermuda) LP	Marrakech Limited
PFIC Address	C/O The Blackstone Group 345 Park Avenue New York NY 10154	Times Place 45 Pall Mall London SW1Y 5JG	Times Place 45 Pall Mall London SW1Y 5JG
EIN	N/A	N/A	N/A
Tax Year	January 1, 2001 - December 31, 2001	January 1, 2001 - December 31, 2001	January 1, 2001 - December 31, 2001

	<u>1</u>	<u>2</u>	<u>3</u>	<u>4</u>	<u>5</u>	<u>6</u>
Your pro-rata share of the ordinary earnings of the company (Form 8621 Part II, Line 1a)	\$0	\$0	\$5	\$0	\$0	\$0
Your pro-rata share of the net capital gain of the company (Form 8621 Part II, Line 2a)	\$0	\$0	\$0	\$0	\$0	\$0
The amount of cash and fair market value of other property distributed or deemed distributed to you by the company (Form 8621 Part II, Line 3b)	\$0	\$0	\$0	\$0	\$0	\$0

The partnership has made Qualified Electing Fund ("QEF") Elections for the Passive Foreign Investment Companies ("PFICs") in which it invests. The PFIC provisions which apply to US persons that are direct or indirect shareholders of a PFIC, require that a separate Form 8621 Return by a Shareholder of a Passive Foreign Investment Company or Qualified Electing Fund be filed for each PFIC for each tax year in which the US person is a shareholder of the PFIC. The Form 8621 must be attached to the shareholder's income tax return.

Please note that your pro-rata share of each PFIC's income has been included in your taxable income and reported on the appropriate lines of the Schedule K-1. The information below is provided solely for purposes of completing the Form 8621.

PFIC Number:	7	8	9
PFIC Name:	Orient Credit Co., Ltd	Hannstar Investors (PAPE II) Ltd	Network Investors (PAPE II) Ltd
PFIC Address:	P O Box HM 1388 Hamilton Bermuda HM FX	32/F Alexandra House 18 Chater Road Hong Kong	32/F Alexandra House 18 Chater Road Hong Kong
EIN:	N/A	N/A	N/A
Tax Year:	April 1 2000 - March 31 2001	January 1 2001 - December 31 2001	January 1 2001 - December 31 2001

PFIC Number:	10	11	12
PFIC Name:	GFS Holdings Limited	LGR Holdings Limited	Asia Broadband (PAPE II) Ltd
PFIC Address:	32/F Alexandra House 18 Chater Road Hong Kong	32/F Alexandra House 18 Chater Road Hong Kong	32/F Alexandra House 18 Chater Road Hong Kong
EIN:	N/A	N/A	N/A
Tax Year:	January 1 2001 - December 31 2001	January 1 2001 - December 31 2001	January 1 2001 - December 31 2001

	<u>7</u>	<u>8</u>	<u>9</u>	<u>10</u>	<u>11</u>	<u>12</u>
Your pro-rata share of the ordinary earnings of the company (Form 8621 Part II Line 1a)	\$0	\$0	\$0	\$0	\$0	\$0
Your pro-rata share of the net capital gain of the company (Form 8621 Part II, Line 2a)	\$41	\$0	\$0	\$0	\$0	\$0
The amount of cash and fair market value of other property distributed or deemed distributed to you by the company (Form 8621 Part II Line 3b)	\$0	\$0	\$0	\$0	\$0	\$0

The partnership has made Qualified Electing Fund ("QEF") Elections for the Passive Foreign Investment Companies ("PFICs") in which it invests. The PFIC provisions which apply to US persons that are direct or indirect shareholders of a PFIC require that a separate Form 8621 Return by a Shareholder of a Passive Foreign Investment Company or Qualified Electing Fund be filed for each PFIC for each tax year in which the US person is a shareholder of the PFIC. The Form 8621 must be attached to the shareholder's income tax return.

Please note that your pro-rata share of each PFIC's income has been included in your taxable income and reported on the appropriate lines of the Schedule K-1. The information below is provided solely for purposes of completing the Form 8621.

PFIC Number:	13	14	15
PFIC Name:	KAB Investors (PAMA) (BVI) Ltd	KAB Investors (PAMA) Private Ltd	China Digital SatNet Limited
PFIC Address:	32/F Alexandra House 18 Chater Road Hong Kong	32/F Alexandra House 18 Chater Road Hong Kong	32/F Alexandra House 18 Chater Road Hong Kong
EIN:	N/A	N/A	N/A
Tax Year:	January 1 2001 - December 31 2001	January 1 2001 - December 31 2001	January 1 2001 - December 31 2001

	<u>13</u>	<u>14</u>	<u>15</u>
Your pro-rata share of the ordinary earnings of the company (Form 8621 Part II Line 1a)	\$0	\$0	\$1
Your pro-rata share of the net capital gain of the company (Form 8621 Part II Line 2a)	\$0	\$0	\$0
The amount of cash and fair market value of other property distributed or deemed distributed to you by the company (Form 8621 Part II Line 3b)	\$0	\$0	\$0

HarbourVest International Private Equity Partners II Partnership Fund LP
 Attachment to Form 1065 Schedule K-1
 For the year ended December 31, 2001
 Partner 46 J.N. PEW JR. CHARITABLE TRUST

04-3276296

HarbourVest International Private Equity Partners II Partnership Fund L.P. has direct and indirect investments in Passive Foreign Investment Companies ("PFICs"). The Partnership has filed Forms 8621, Return by a Shareholder of a Passive Foreign Investment Company and made Qualified Electing Fund ("QEF") elections for each of the PFICs in which it invests. Income from these PFICs has been included in the taxable income of the Partnership and reported pro-rata on the appropriate lines of each partner's Schedule K-1.

The PFIC provisions, which apply to US persons that are direct or indirect owners of a PFIC, generally require that an indirect shareholder of a QEF file a Form 8621 if the shareholder is required to recognize income. As such, the information below is provided solely for purposes of completing the Form 8621. The Partnership has also invested in PFICs which report no ordinary earnings or net long-term capital gains. This attachment does not provide information with respect to these PFICs, as no further filing is required.

PFIC Number: 1
 PFIC Name: CICLAD 2 FCPR
 PFIC Address: 8 Avenue Franklin Roosevelt
 75008 Paris
 France

PFIC Number: 2
 PFIC Name: Satellite S.A. (Construmart)
 PFIC Address: C/O 2665 South Bayshore Drive
 Suite 1101
 Coconut Grove, FL 33133

PFIC Number: 3
 PFIC Name: The Latin America Enterprise One
 Col Holding LDC (Cine Colomba)
 PFIC Address: C/O 2665 South Bayshore Drive
 Suite 1101
 Coconut Grove, FL 33133

EIN: N/A
 Tax Year: January 1, 2001 - December 31, 2001

EIN: N/A
 Tax Year: January 1, 2001 - December 31, 2001

EIN: N/A
 Tax Year: January 1, 2001 - December 31, 2001

PFIC Number: 4
 PFIC Name: Joely International Holdings Ltd
 (Sendoro)
 PFIC Address: C/O 2665 South Bayshore Drive
 Suite 1101
 Coconut Grove, FL 33133

PFIC Number: 5
 PFIC Name: King Mechatronics Co. Ltd
 PFIC Address: C/O Suites 1202, 1211
 Two Pacific Place
 88 Queensway, Hong Kong

PFIC Number: 6
 PFIC Name: China Digital satNET Limited
 PFIC Address: C/O 32/F, Alexandra House
 18 Chater Road
 Hong Kong

EIN: N/A
 Tax Year: January 1, 2001 - December 31, 2001

EIN: N/A
 Tax Year: January 1, 2001 - December 31, 2001

EIN: N/A
 Tax Year: January 1, 2001 - December 31, 2001

	1	2	3	4	5	6
Your pro-rata share of the ordinary earnings of the company (Form 8621, Part II, Line 1a)	\$232	\$1	\$24	\$10	\$0	\$7
Your pro-rata share of the net capital gain of the company (Form 8621, Part II, Line 2a)	\$644	\$0	\$0	\$0	\$0	\$0
The amount of cash and fair market value of other property distributed or deemed distributed to you by the company (Form 8621, Part II, Line 3b)	\$1,541	\$0	\$0	\$0	\$0	\$0

HarbourVest International Private Equity Partners II - Partnership Fund LP 04-3276296
 Attachment to Form 1065 Schedule K-1
 For the year ended December 31 2001
 Partner 46 J N PEW JR CHARITABLE TRUST

HarbourVest International Private Equity Partners II - Partnership Fund L P has direct and indirect investments in Passive Foreign Investment Companies ("PFICs") The Partnership has filed Forms 8621 Return by a Shareholder of a Passive Foreign Investment Company and made Qualified Electing Fund ("QEF") elections for each of the PFICs in which it invests Income from these PFICs has been included in the taxable income of the Partnership and reported pro-rata on the appropriate lines of each partner's Schedule K-1

The PFIC provisions which apply to US persons that are direct or indirect owners of a PFIC generally require that an indirect shareholder of a QEF file a Form 8621 if the shareholder is required to recognize income As such the information below is provided solely for purposes of completing the Form 8621 The Partnership has also invested in PFICs which report no ordinary earnings or net long-term capital gains This attachment does not provide information with respect to these PFICs as no further filing is required

PFIC Number 7
 PFIC Name Fonds Partenaires - Lazard
 PFIC Address 121 Boulevard Haussmann
 75008 Paris France

PFIC Number 8
 PFIC Name European Strategic Investment Fund
 PFIC Address C/O Advent International Corporation
 75 State St
 Boston MA 02109

PFIC Number 9
 PFIC Name Orient Credit Co Ltd
 PFIC Address C/O The Japan Venture Fund III
 P O Box HM 1368
 Hamilton Bermuda HM FX

EIN N/A
 Tax Year January 1 2001 - December 31 2001

EIN N/A
 Tax Year January 1 2001 - December 31 2001

EIN N/A
 Tax Year April 1 2000 - March 31 2001

PFIC Number 10
 PFIC Name Apax Capital Risque II (C)
 PFIC Address 45 Avenue Kleber
 75784 Paris Cedex 16

PFIC Number 11
 PFIC Name Hammondshire Corporation N V
 PFIC Address P O Box 837
 Curacao Netherlands
 Antilles

EIN N/A
 Tax Year July 1 2000 - June 30 2001

EIN 98-0174786
 Tax Year January 1 2001 - December 31 2001

	<u>7</u>	<u>8</u>	<u>9</u>	<u>10</u>	<u>11</u>
Your pro-rata share of the ordinary earnings of the company (Form 8621 Part II Line 1a)	\$0	\$8	\$234	\$4	\$32
Your pro-rata share of the net capital gain of the company (Form 8621 Part II Line 2a)	\$100	\$0	\$0	\$54	\$0
The amount of cash and fair market value of other property distributed or deemed distributed to you by the company (Form 8621 Part II Line 3b)	\$285	\$0	\$0	\$27	\$0

HarbourVest International Private Equity Partners III - Partnership Fund LP
Attachment to Form 1065 Schedule K-1
For the year ended December 31, 2001
Partner 45 J N PEW, JR CHARITABLE TRUST

04-3402908

HarbourVest International Private Equity Partners III - Partnership Fund L P has direct and indirect investments in Passive Foreign Investment Companies ("PFIC's") The Partnership has filed Forms 8621, Return by a Shareholder of a Passive Foreign Investment Company, and made Qualified Electing Fund ("QEF") elections for each of the PFICs in which it invests Income from these PFICs has been included in the taxable income of the Partnership and reported pro-rata on the appropriate lines of each partner's Schedule K-1

The PFIC provisions, which apply to US persons that are direct or indirect owners of a PFIC, generally require that an indirect shareholder of a QEF file a Form 8621 if the shareholder is required to recognize income As such, the information below is provided solely for purposes of completing the Form 8621 The Partnership has also invested in PFICs which report no ordinary earnings or net long-term capital gains This attachment does not provide information with respect to these PFICs, as no further filing is required

PFIC Number 1
PFIC Name Tairbout Silicium B V

PFIC Address. C/O Galileo Partners
44 Rue Francois
75008 Paris, France

EIN N/A

Tax Year January 1, 2001 - June 26, 2001

Your pro-rata share of the ordinary earnings of the company (Form 8621, Part II, Line 1a)	<u>1</u> \$349
Your pro-rata share of the net capital gain of the company (Form 8621, Part II, Line 2a)	\$0
The amount of cash and fair market value of other property distributed or deemed distributed to you by the company (Form 8621, Part II, Line 3b)	\$495

**FORM 1065 – PFIC ANNUAL INTERMEDIARY STATEMENT – 2001
SCHEDULE K-1**

Blackstone FI Capital Partners (Cayman) L P has invested in a Passive Foreign Investment Company (PFIC) This investment requires separate reporting by the partners The reporting requirements for partners are summarized below A Form 8621 “Return By a Shareholder of a Passive Foreign Investment Company or Qualified Electing Fund”, must be completed by each partner for each PFIC investment The tax rules relating to PFIC’s are complex Please consult your tax advisor A copy of each Form 8621 should be attached to your tax return

Instructions to Form 8621

Complete the top portion of the form with the attached information and the remainder of the form as follows

Part I

A protective election to treat each PFIC as a Qualified Electing Fund (QEF) needs to be made Please mark Box A in Part I

Part II

Line 1a - Your Pro-Rata Share of the QEF’s Ordinary Earnings Refer to the attached Schedules for this amount

Line 2a - Your Pro-Rata Share of the QEF’s Capital Gain Refer to the attached Schedules for this amount

Line 3b - Your Pro-Rata Share of the QEF’s Distributions or Deemed Distributions Refer to the attached Schedules for this amount

FORM 1065 - PFIC ANNUAL INTERMEDIARY STATEMENT - 2001
SCHEDULE K-1 SUPPORTING SCHEDULE - PREPARED PURSUANT TO REGULATION SECTION 1.1295-1(g)(3)
SHAREHOLDER OF RECORD STATEMENT TO INDIRECT OWNER

The PFIC listed below has permitted the shareholder to examine the books of account, records, and other documents of such PFIC for the shareholder to calculate the amounts of such PFIC's ordinary earnings and the net capital gain according to federal income tax accounting principles and to calculate the shareholder's pro rata shares of such PFIC's ordinary earnings and net capital gain

	<u>Taxable year.</u>	<u>Pro Rata Share Ordinary Earnings</u>	<u>Pro Rata Share Capital Gain</u>	<u>Pro Rata Shares Distributions</u>
BOCP/BFIP Wireless Cayman Corp c/o The Blackstone Group 345 Park Avenue New York, NY 10154 EIN 13-4116429	January 1, 2001 through December 31, 2001	NONE	NONE	NONE

DOVER STREET IV L P
 Attachment to Form 1065 Schedule K-1
 For the year ended December 31 2001
 Partner Number 41
 Partner Name J N PEW JR CHARITABLE TRUST

04-3456831

The Partnership has invested in certain entities which are classified as Passive Foreign Investment Companies ("PFICs") for U.S. income tax purposes. The PFIC rules which apply to U.S. persons that are a direct or indirect shareholder of a PFIC require that a separate Form 8621 Return by a Shareholder of a Passive Foreign Investment Company or Qualified Electing Fund be filed for each PFIC for each tax year in which the U.S. person is a shareholder of the PFIC. Since the Partnership is not a U.S. person, the Partnership is unable to file Form 8621 or make any of the applicable PFIC elections for the following entities. Instead, your pro rata share of the income of each PFIC listed immediately below has been included line Line 4b of your Form Schedule K-1 as dividend income. Each entity has however provided information necessary for a U.S. person to make a Qualified Electing Fund Election. The information necessary to make that election follows. Note the Form 8621 must be attached to the shareholder's income tax return.

PFIC Number	1	PFIC Number	2	PFIC Number	3
PFIC Name	Dover Street IV Ltd	PFIC Name	Tatbout Saticum B V	PFIC Name	Thompson Clive International
PFIC Address	Cedar House 41 Cedar Avenue Hamilton HM12 Bermuda	PFIC Address	c/o Galileo Partners 44 rue Francois 75008 Paris France	PFIC Address	c/o John Baker 24 Old Bond Street London England W1S4AW United Kingdom
EIN	N/A	EIN	N/A	EIN	N/A
Tax Year	January 1 2001 - December 31 2001	Tax Year	January 1 2001 - June 26 2001	Tax Year	January 1 2001 - December 31 2001
PFIC Number	4	PFIC Number	5	PFIC Number	6
PFIC Name	BOCP/BFIP Wireless Cayman Corp	PFIC Name	Liffe Holdings plc Cannon Bridge House 1 Cousin Lane London EC4R 3XX	PFIC Name	Galileo S A
PFIC Address	c/o The Blackstone Group 345 Park Avenue New York, NY 10154	PFIC Address	1 Cousin Lane London EC4R 3XX	PFIC Address	c/o Galileo Partners 44 rue Francois 75008 Paris France
EIN	13-4116429	EIN	N/A	EIN	N/A
Tax Year	January 1 2001 - December 31 2001	Tax Year	January 1 2001 - December 31 2001	Tax Year	May 1 2001 - December 31 2001

	1	2	3	4	5	6
Amount included on Sch K-1, Line 4b as dividend income	\$807	\$2,598	\$2	\$0	\$40	\$0
Information required for QEF Election						
Your pro-rata share of the ordinary earnings of the company (Form 8621 Part II Line 1a)	\$807	\$2,598	\$0	\$0	\$40	\$0
Your pro-rata share of the net capital gain of the company (Form 8621 Part II Line 2a)	\$0	\$0	\$2	\$0	\$0	\$0
The amount of cash and fair market value of other property distributed or deemed distributed to you by the company (Form 8621 Part II Line 3b)	\$45,611	\$0	\$0	\$0	\$0	\$0

ATTACHMENT TO FORM 8621

Supplemental PFIC Annual Information Statement

J N Pew Jr Trust
EIN 23-6239309

- 1 This information statement applies to the taxable year of FADI Pvt. Ltd beginning on July 27 2001 and ending December 31 2001
- 2 J N Pew Jr Trust has the following prorata share of the ordinary earnings and net capital gain of FADI Pvt Ltd for the tax year specified in paragraph 1

Ordinary earnings	<u>None</u>
Net capital gain	<u>None</u>

- 3 The amount of cash and the fair market value of other property distributed or deemed distributed by

FADI Pvt. Ltd to J N Pew Jr Trust during the taxable year specified in paragraph 1 is as follows

Cash	<u>None</u>
Fair market value of property	<u>None</u>

SHARE INFORMATION

<u>PFIC</u>	<u>FADI Pvt Ltd</u>	
<u>INVESTOR</u>	J N Pew Jr Trust	
<u>BEGINNING SHARES.</u>	0	ORDINARY SHARES OF STOCK
<u>CHANGE IN SHARES.</u>	<u>3</u>	ORDINARY SHARES OF STOCK
<u>ENDING SHARES.</u>	<u>3</u>	ORDINARY SHARES OF STOCK

FADI PVT LTD.
PFIC Annual Information Statement

(1) This Information Statement applies to the taxable year of FADI Pvt Ltd (the "Company") beginning on July 27, 2001 and ending on December 31, 2001

(2) The pro-rata share of the ordinary earnings and net capital gain of the Company for the Company's taxable year specified in paragraph (1) on a per share/per day basis is as follows

Ordinary Earnings	None
-------------------	------

Net Capital Gain	None
------------------	------

(3) The amount of cash and fair market value of other property distributed or deemed distributed by the Company to the shareholder during the Company's taxable year specified in paragraph (1) is as follows

Cash	None
------	------

Fair Market Value of Property	None
-------------------------------	------

(4) The Company will permit shareholders to inspect and copy the Company's permanent books of account, records, and such other documents as may be maintained by the Company that are necessary to establish that PFIC ordinary earnings and net capital gain are computed in accordance with U S income tax principles, and to verify these amounts and the shareholders' pro-rata shares thereof

FADI Pvt Ltd

Date _____

By _____

Title _____

Additional information required to complete Form 8621 – Return by a Shareholder of a Passive Foreign Investment Company or Qualified Electing Fund:

Name of QEF FADI Pvt Ltd

Address c/o Frontier Drilling ASA
Statsminister Michelsensveg 38
PB 138 Paradis
5856 Bergen, Norway

DLJMB OVERSEAS PARTNERS III, C V
EIN 98-0231603
FOR YEAR ENDED: 12/31/2001

PARTNER # 114

ATTACHMENT TO FORM 8621

Supplemental PFIC Annual Information Statement

J N Pew Jr Trust
EIN 23-6239309

1 This information statement applies to the taxable year of Frontier Drilling ASA beginning on January 1, 2001 and ending December 31, 2001

2 J N Pew Jr Trust has the following prorata share of the ordinary earnings and net capital gain of Frontier Drilling ASA for the tax year specified in paragraph 1

Ordinary earnings	<u>None</u>
Net capital gain	<u>None</u>

3 The amount of cash and the fair market value of other property distributed or deemed distributed by

Frontier Drilling ASA to J N Pew Jr. Trust during the taxable year specified in paragraph 1 is as follows

Cash	<u>None</u>
Fair market value of property	<u>None</u>

SHARE INFORMATION

<u>PFIC</u>	Frontier Drilling ASA
<u>INVESTOR</u>	J N Pew Jr Trust
<u>BEGINNING SHARES</u>	0 ORDINARY SHARES OF STOCK
<u>CHANGE IN SHARES</u>	<u>35,112</u> ORDINARY SHARES OF STOCK
<u>ENDING SHARES</u>	<u>35,112</u> ORDINARY SHARES OF STOCK

FRONTIER DRILLING ASA
PFIC Annual Information Statement

- (1) This Information Statement applies to the taxable year of Frontier Drilling ASA (the "Company") beginning on January 1, 2001 and ending on December 31, 2001
- (2) The pro-rata share of the ordinary earnings and net capital gain of the Company for the Company's taxable year specified in paragraph (1) on a per share/per day basis is as follows

Ordinary Earnings	None
-------------------	------

Net Capital Gain	None
------------------	------

- (3) The amount of cash and fair market value of other property distributed or deemed distributed by the Company to the shareholder during the Company's taxable year specified in paragraph (1) is as follows

Cash	None
------	------

Fair Market Value of Property	None
-------------------------------	------

- (4) The Company will permit shareholders to inspect and copy the Company's permanent books of account, records, and such other documents as may be maintained by the Company that are necessary to establish that PFIC ordinary earnings and net capital gain are computed in accordance with U S income tax principles, and to verify these amounts and the shareholders' pro-rata shares thereof

Frontier Drilling ASA

Date: _____

By _____

Title _____

Additional information required to complete Form 8621 – Return by a Shareholder of a Passive Foreign Investment Company or Qualified Electing Fund:

Name of QEF	Frontier Drilling ASA
Address	Statsminister Michelsensveg 38 PB 138 Paradis 5856 Bergen, Norway

ATTACHMENT TO FORM 8621

Supplemental PFIC Annual Information Statement

J N Pew Jr Trust
EIN 23-6239309

1 This information statement applies to the taxable year of Frontier Drillships BV beginning on July 25 2001 and ending December 31, 2001

2 J N Pew Jr Trust has the following prorata share of the ordinary earnings and net capital gain of Frontier Drillships BV for the tax year specified in paragraph 1

Ordinary earnings	<u>None</u>
Net capital gain	<u>None</u>

3 The amount of cash and the fair market value of other property distributed or deemed distributed by

Frontier Drillships BV to J N Pew Jr Trust during the taxable year specified in paragraph 1 is as follows

Cash	<u>None</u>
Fair market value of property	<u>None</u>

SHARE INFORMATION

<u>PFIC.</u>	Frontier Drillships BV	
<u>INVESTOR.</u>	J N Pew Jr Trust	
<u>BEGINNING SHARES.</u>	0	ORDINARY SHARES OF STOCK
<u>CHANGE IN SHARES.</u>	<u>1</u>	ORDINARY SHARES OF STOCK
<u>ENDING SHARES.</u>	<u>1</u>	ORDINARY SHARES OF STOCK

FRONTIER DRILLSHIPS BV
PFIC Annual Information Statement

- (1) This Information Statement applies to the taxable year of Frontier Drillships BV (the "Company") beginning on July 25, 2001 and ending on December 31, 2001
- (2) The pro-rata share of the ordinary earnings and net capital gain of the Company for the Company's taxable year specified in paragraph (1) on a per share/per day basis is as follows

Ordinary Earnings	None
-------------------	------

Net Capital Gain	None
------------------	------

- (3) The amount of cash and fair market value of other property distributed or deemed distributed by the Company to the shareholder during the Company's taxable year specified in paragraph (1) is as follows.

Cash	None
------	------

Fair Market Value of Property	None
-------------------------------	------

- (4) The Company will permit shareholders to inspect and copy the Company's permanent books of account, records, and such other documents as may be maintained by the Company that are necessary to establish that PFIC ordinary earnings and net capital gain are computed in accordance with U S income tax principles, and to verify these amounts and the shareholders' pro-rata shares thereof.

Frontier Drillships BV

Date _____

By _____

Title _____

Additional information required to complete Form 8621 – Return by a Shareholder of a Passive Foreign Investment Company or Qualified Electing Fund:

Name of QEF	Frontier Drillships BV
Address	c/o Frontier Drilling ASA Statsminister Michelsensveg 38 PB 138 Paradis 5856 Bergen, Norway

ATTACHMENT TO FORM 8621

Supplemental PFIC Annual Information Statement

J N Pew Jr Trust
 EIN 23-6239309

1 This information statement applies to the taxable year of Frontier Drilling Asia PTE Ltd beginning on January 1, 2001 and ending December 31 2001

2 J N Pew Jr Trust has the following prorata share of the ordinary earnings and net capital gain of Frontier Drilling Asia PTE Ltd for the tax year specified in paragraph 1

Ordinary earnings	<u>\$1</u>
Net capital gain	<u>None</u>

3 The amount of cash and the fair market value of other property distributed or deemed distributed by

Frontier Drilling Asia PTE Ltd to J N Pew Jr Trust during the taxable year specified in paragraph 1 is as follows

Cash	<u>None</u>
Fair market value of property	<u>None</u>

SHARE INFORMATION

PFIC Frontier Drilling Asia PTE Ltd

INVESTOR J N Pew Jr Trust

BEGINNING SHARES 0 ORDINARY SHARES OF STOCK

CHANGE IN SHARES 5 ORDINARY SHARES OF STOCK

ENDING SHARES 5 ORDINARY SHARES OF STOCK

DLJMB OVERSEAS PARTNERS III, C.V
EIN: 98-0231603
FOR YEAR ENDED: 12/31/2001

PARTNER # 114

ATTACHMENT TO FORM 8621

Supplemental PFIC Annual Information Statement

J.N. Pew Jr. Trust
EIN: 23-6239309

Be advised that the partnership has an investment in

Frontier Ice AS
International Drilling Ltd.
International Drillships Ltd.

There was no ordinary earnings or capital gains generated from these investments. Additionally, there was no cash or property distributed.

At the present time the number shares allocated to you as a partner is less than a full share in these investments.

**INTERNATIONAL DRILLING LTD.
PFIC Annual Information Statement**

- (1) This Information Statement applies to the taxable year of International Drilling Ltd (the "Company") beginning on July 11, 2001 and ending on December 31, 2001
- (2) The pro-rata share of the ordinary earnings and net capital gain of the Company for the Company's taxable year specified in paragraph (1) on a per share/per day basis is as follows

Ordinary Earnings	None
-------------------	------

Net Capital Gain	None
------------------	------

- (3) The amount of cash and fair market value of other property distributed or deemed distributed by the Company to the shareholder during the Company's taxable year specified in paragraph (1) is as follows

Cash	None
------	------

Fair Market Value of Property	None
-------------------------------	------

- (4) The Company will permit shareholders to inspect and copy the Company's permanent books of account, records, and such other documents as may be maintained by the Company that are necessary to establish that PFIC ordinary earnings and net capital gain are computed in accordance with U S income tax principles, and to verify these amounts and the shareholders' pro-rata shares thereof

International Drilling Ltd

Date _____

By _____

Title _____

Additional information required to complete Form 8621 – Return by a Shareholder of a Passive Foreign Investment Company or Qualified Electing Fund:

Name of QEF. International Drilling Ltd.

Address. c/o Frontier Drilling ASA
Statsminister Michelsensveg 38
PB 138 Paradis
5856 Bergen, Norway

**INTERNATIONAL DRILLSHIPS LTD.
PFIC Annual Information Statement**

(1) This Information Statement applies to the taxable year of International Drillships Ltd (the "Company") beginning on July 11, 2001 and ending on December 31, 2001

(2) The pro-rata share of the ordinary earnings and net capital gain of the Company for the Company's taxable year specified in paragraph (1) on a per share/per day basis is as follows

Ordinary Earnings	None
-------------------	------

Net Capital Gain	None
------------------	------

(3) The amount of cash and fair market value of other property distributed or deemed distributed by the Company to the shareholder during the Company's taxable year specified in paragraph (1) is as follows

Cash	None
------	------

Fair Market Value of Property	None
-------------------------------	------

(4) The Company will permit shareholders to inspect and copy the Company's permanent books of account, records, and such other documents as may be maintained by the Company that are necessary to establish that PFIC ordinary earnings and net capital gain are computed in accordance with U S income tax principles, and to verify these amounts and the shareholders' pro-rata shares thereof.

International Drillships Ltd

Date _____

By: _____

Title: _____

Additional information required to complete Form 8621 – Return by a Shareholder of a Passive Foreign Investment Company or Qualified Electing Fund:

Name of QEF International Drillships Ltd

Address c/o Frontier Drilling ASA
Statsminister Michelsensveg 38
PB 138 Paradis
5856 Bergen, Norway

FORM 1065 – PFIC ANNUAL INTERMEDIARY STATEMENT – 2001
SCHEDULE K-1

Blackstone FI2 Capital Partners (Cayman), L.P. has invested in a Passive Foreign Investment Company (PFIC). This investment requires separate reporting by the partners. The reporting requirements for partners are summarized below. A Form 8621 "Return By a Shareholder of a Passive Foreign Investment Company or Qualified Electing Fund", must be completed by each partner for each PFIC investment. The tax rules relating to PFIC's are complex. Please consult your tax advisor. A copy of each Form 8621 should be attached to your tax return.

Instructions to Form 8621

Complete the top portion of the form with the attached information and the remainder of the form as follows:

Part I

An election to treat each PFIC as a Qualified Electing Fund (QEF) needs to be made. Please mark Box A in Part I.

An election to Recognize Gain on a Deemed Sale of a PFIC. Please mark Box B in Part I.

Part II

Line 1a - Your Pro-Rata Share of the QEF's Ordinary Earnings, Refer to the attached Schedules for this amount.

Line 2a - Your Pro-Rata Share of the QEF's Capital Gain. Refer to the attached Schedules for this amount.

Line 3b - Your Pro-Rata Share of the QEF's Distributions or Deemed Distributions. Refer to the attached Schedules for this amount.

Part IV

Line 10f - Your Pro-Rata Share of Gain or Loss from the Disposition of a Section 1291 Fund.

FORM 1065 - PFIC ANNUAL INTERMEDIARY STATEMENT - 2001
 SCHEDULE K-1 SUPPORTING SCHEDULE - PREPARED PURSUANT TO REGULATION SECTION 1.1295-1(g)(3)
 SHAREHOLDER OF RECORD STATEMENT TO INDIRECT OWNER

The PFIC listed below has permitted the shareholder to examine the books of account, records, and other documents of such PFIC for the shareholder to calculate the amounts of such PFIC's ordinary earnings and the net capital gain according to federal income tax accounting principles and to calculate the shareholder's pro rata shares of such PFIC's ordinary earnings and net capital gain

PTR # 81 J N Pew Jr Trust

Part II

	Line 1a	Line 2a	Line 3b
	Pro Rata Share Ordinary Earnings	Pro Rata Share Capital Gain	Pro Rata Shares Distributions
<u>Taxable year</u>			
Liffe Holdings plc Cannon Bridge House 1 Cousin Lane London EC4R 3XX EIN N/A	January 1, 2001 through December 31, 2001 294	NONE	NONE

Part IV

Your deemed loss on the disposition of Liffe Holdings, plc is (181)

The partnership has made Qualified Electing Fund ("QEF") Elections for the Passive Foreign Investment Companies ("PFICs") in which it invests. The PFIC provisions, which apply to US persons that are direct or indirect shareholders of a PFIC, require that a separate Form 8621 Return by a Shareholder of a Passive Foreign Investment Company or Qualified Electing Fund, be filed for each PFIC, for each tax year in which the US person is a shareholder of the PFIC. The Form 8621 must be attached to the shareholder's income tax return.

Please note that your pro-rata share of each PFIC's income has been included in your taxable income and reported on the appropriate lines of the Schedule K-1. The information below is provided solely for purposes of completing the Form 8621.

PFIC Number	1	2	3
PFIC Name	EuroInadec S.A.	ValGroup Hold S.A.	Structural Engine Foundry Components 1 S.A.
PFIC Address	43, Boulevard de la Petrusse L-2320 Luxembourg	43, Boulevard de la Petrusse L-2320 Luxembourg	43 Boulevard de la Petrusse, L-2320 Luxembourg
EIN	N/A	N/A	N/A
Tax Year	January 1, 2001 - December 31, 2001	January 1, 2001 - December 31, 2001	January 1, 2001 - December 31, 2001


	1	2	3
Your pro-rata share of the ordinary earnings of the company (Form 8621 Part II Line 1a)	\$0	\$0	\$0
Your pro-rata share of the net capital gain of the company (Form 8621 Part II, Line 2a)	\$0	\$0	\$0
The amount of cash and fair market value of other property distributed or deemed distributed to you by the company (Form 8621 Part II Line 3b)	\$0	\$0	\$0

AMI IV-Q, LTD.

Annual Intermediary Statement for HMTF-LA Venezuela Cable, Ltd.

- (i) This Annual Intermediary Statement applies to the taxable year of HMTF-LA Venezuela Cable, Ltd beginning on January 1, 2001 and ending on December 31, 2001
- (ii) The shareholder's pro rata share of ordinary earnings and net capital gain of HMTF-LA Venezuela Cable, Ltd for the taxable year specified in (i) above
- | | |
|-------------------|------|
| Ordinary earnings | none |
| Net capital gain | none |
- (iii) The amount of cash and fair market value of other property distributed or deemed distributed by HMTF-LA Venezuela Cable, Ltd to the shareholder for the taxable year specified in (i) above
- | | |
|-------------------------------------|------|
| Cash | none |
| Fair market value of other property | none |
- (iv) HMTF-LA Venezuela Cable, Ltd will permit the shareholder to inspect and copy HMTF-LA Venezuela Cable, Ltd 's permanent books of account, records, and such other documents as may be maintained by HMTF-LA Venezuela Cable, Ltd that are necessary (i) to establish that HMTF-LA Venezuela Cable, Ltd 's ordinary earnings and net capital gains are computed in accordance with U S income tax principles, and (ii) to verify these amounts and the shareholder's pro rata shares thereof

AMI IV-Q, Ltd

By 

David W Knickel, Treasurer and Vice President

July 1, 2002

Form **8865**

Return of U.S. Persons With Respect to Certain Foreign Partnerships

OMB No 1545-1668

2001

Department of the Treasury
Internal Revenue Service

▶ Attach to your tax return See separate instructions
Information furnished for the foreign partnership's tax year
(see instructions) beginning 01/01, 2001, and ending 12/31, 20 01

Attachment
Sequence No 118

Important. All information must be in English All amounts must be in U S dollars unless otherwise indicated

Name of person filing this return J.N. PEW JR. CHARITABLE TRUST Filer's identifying number 03-6299309

Filer's address (if you are not filing this form with your tax return) _____
A Category of filer (see Categories of Filers in the instructions and check applicable box(es))
1 2 3 4
B Filer's tax year beginning 1-1 20 01, and ending 12-31 20 01

C Filer's share of liabilities Nonrecourse \$ _____ Qualified nonrecourse financing \$ _____ Other \$ _____

D If filer is a member of a consolidated group but not the parent, enter the following information about the parent
Name _____ EIN _____
Address _____

E Information about certain other partners (see instructions)			(4) Check applicable box(es)		
(1) Name	(2) Address	(3) Identifying number	Category 1	Category 2	Constructive owner
NOT APPLICABLE					

F1 Name and address of foreign partnership
PANAM SPORTS FUND IV LIMITED PARTNERSHIP
C/O HICKS, MUSE, TATE & FURST INCORPORATED
200 CRESCENT COURT, SUITE 1600, DALLAS TX 75201
2 EIN (if any) 98-0211025
3 Country under whose laws organized CAYMAN ISLANDS

4 Date of organization 07/15/1999 5 Principal place of business CAYMAN ISLANDS 6 Principal business activity code number 523900 7 Principal business activity INVESTMENTS 8 Functional currency and exchange rate (see instr) US DOLLAR

G Provide the following information for the foreign partnership's tax year
1 Name, address, and identifying number of agent (if any) in the United States NOT APPLICABLE
2 Check if the foreign partnership must file
 Form 1042 Form 8804 Form 1065 or 1065-B
Service Center where Form 1065 or 1065-B is filed
PHILADELPHIA, PA
3 Name and address of foreign partnership's agent in country of organization, if any
HUNTLAW CORPORATE SERVICES LIMITED
THE HUNTLAW BUILDING, FORT STREET
GEORGETOWN, GRAND CAYMAN, CAYMAN ISLANDS
4 Name and address of person(s) with custody of the books and records of the foreign partnership and the location of such books and records, if different
DAVID W KNICKEL
HICKS, MUSE, TATE & FURST INCORPORATED
200 CRESCENT COURT, SUITE 1600, DALLAS, TX 75201

5 Were any special allocations made by the foreign partnership? ▶ Yes No
6 Number of foreign disregarded entities owned by the partnership (attach list) ▶ NONE
7 How is this partnership classified under the law of the country in which it is organized? ▶ EXEMPTED LIMITED PARTNERSHIP
8 Did the partnership own any separate units within the meaning of Regulations section 1.1503-2(c)(3) or (4)? ▶ Yes No
9 Does this partnership meet both of the following requirements? NOT APPLICABLE
• The partnership's total receipts for the tax year were less than \$250,000 and
• The value of the partnership's total assets at the end of the tax year was less than \$600,000 } ▶ Yes No
If "Yes" do not complete Schedules L, M-1, and M-2 NOT APPLICABLE

Sign Here Only if You Are Filing This Form Separately and Not With Your Tax Return
Under penalties of perjury I declare that I have examined this return, including accompanying schedules and statements and to the best of my knowledge and belief it is true correct, and complete Declaration of preparer (other than general partner or limited liability company member) is based on all information of which preparer has any knowledge
Signature of general partner or limited liability company member _____ Date _____

Paid Preparer's Use Only
Preparer's signature _____ Date _____ Check if self-employed Preparer's SSN or PTIN _____
Firm's name (or yours if self-employed), address and ZIP code _____ EIN _____
Phone no _____

Schedule A **Constructive Ownership of Partnership Interest.** Check the boxes that apply to the filer. If you check box **b**, enter the name, address, and U S taxpayer identifying number (if any) of the person(s) whose interest you constructively own. See instructions.

a Owns a direct interest **b** Owns a constructive interest

Name	Address	Identifying number (if any)	Check if foreign person	Check if direct partner

Schedule A-1 **Certain Partners of Foreign Partnership (see instructions)**

Name	Address	Identifying number (if any)	Check if foreign person
NOT APPLICABLE - PARTNER OWNS LESS THAN 10% IN TRANSFEREE PARTNERSHIP AND TRANSFERRED SOLELY CASH			

Does the partnership have any other foreign person as a direct partner? Yes No

Schedule A-2 **Affiliation Schedule.** List all partnerships (foreign or domestic) in which the foreign partnership owns a direct interest or indirectly owns a 10% interest.

Name	Address	EIN (if any)	Total ordinary income or loss	Check if foreign partnership
PAN AMERICAN SPORTS PARTNERS CO	C/O HICKS, MUSE, TATE &	98-0208123	NOT	X
PAN AMERICAN SPORTS HOLDINGS LTD	FURST, INCORPORATED 200 CRESCENT COURT SUITE 1600 DALLAS, TX 75201	98-0208125	APPLICABLE	X

Schedule B. **Income Statement — Trade or Business Income**

Caution Include only trade or business income and expenses on lines 1a through 22 below. See the instructions for more information.

Income	1a	Gross receipts or sales	1a		1c		
		b	Less returns and allowances	1b		1c	
	2	Cost of goods sold			2		
	3	Gross profit Subtract line 2 from line 1c			3		
	4	Ordinary income (loss) from other partnerships, estates, and trusts (attach schedule)			4		
	5	Net farm profit (loss) (attach Schedule F (Form 1040))			5		
	6	Net gain (loss) from Form 4797, Part II, line 18			6		
	7	Other income (loss) (attach schedule)			7		
8	Total income (loss) Combine lines 3 through 7			8			
Deductions (see page 8 of the instructions for limitations)	9	Salaries and wages (other than to partners) (less employment credits)			9		
	10	Guaranteed payments to partners			10		
	11	Repairs and maintenance			11		
	12	Bad debts			12		
	13	Rent			13		
	14	Taxes and licenses			14		
	15	Interest			15		
	16a	Depreciation (if required, attach Form 4562)	16a		16c		
		b	Less depreciation reported on Schedule A and elsewhere on return	16b		16c	
	17	Depletion (Do not deduct oil and gas depletion)			17		
	18	Retirement plans, etc			18		
	19	Employee benefit programs			19		
	20	Other deductions (attach schedule)			20		
	21	Total deductions Add the amounts shown in the far right column for lines 9 through 20			21		
22	Ordinary income (loss) from trade or business activities Subtract line 21 from line 8			22			

SCHEDULE O
(Form 8865)

Transfer of Property to a Foreign Partnership
(under section 6038B)

OMB No 1545-1668

2001

Department of the Treasury
Internal Revenue Service

▶ Attach to Form 8865 See Instructions for Form 8865

Name of transferor

J.N. PEW JR. CHARITABLE TRUST

Filer's identifying number

236299309

Name of foreign partnership

PANAM SPORTS FUND IV LIMITED PARTNERSHIP

Part I Transfers Reportable Under Section 6038B

Type of property	(a) Date of transfer	(b) Number of items transferred	(c) Fair market value on date of transfer	(d) Cost or other basis	(e) Section 704(c) allocation method	(f) Gain recognized on transfer	(g) Percentage interest in partnership after transfer
Cash	4/27/01, 8/6/01, 11/19/01		13,456				1013666%
Marketable securities							
Inventory							
Tangible property used in trade or business							
Intangible property							
Other property							

Supplemental Information Required To Be Reported (see instructions)

Part II Dispositions Reportable Under Section 6038B

N/A

(a) Type of property	(b) Date of original transfer	(c) Date of disposition	(d) Manner of disposition	(e) Gain recognized by partnership	(f) Depreciation recapture recognized by partnership	(g) Gain allocated to partner	(h) Depreciation recapture allocated to partner

Part III Is any transfer reported on this schedule subject to gain recognition under section 904(f)(3) or section 904(f)(5)(F)?

▶ Yes No

For Paperwork Reduction Act Notice, see the Instructions for Form 8865

Schedule O (Form 8865) 2001

Form **8865**

(December 1999)

Department of the Treasury
Internal Revenue Service

Return of U.S. Persons With Respect to Certain Foreign Partnerships

▶ Attach to your tax return. See separate instructions.
Information furnished for the foreign partnership's tax year

(see instructions) beginning 01/01 01 and ending 12/31 2001

OMB No 1545-1568

Attachment
Sequence No 118

Important All information **MUST** be in English. All amounts **MUST** be in U.S. dollars unless otherwise indicated.

Name of person filing this return: **J.N. PEW JR CHARITABLE TRUST** Identifying number: **23-6299309**

Filer's address (if you are not filing this form with your tax return):
The Glenmede Trust Company
10000 1st
Suite 1100

A Category of filer (see Categories of Filers in the instructions and check applicable box(es))
1 2 3 4

B Filer's tax year beginning **1 1** and ending **12 31 01**

C ~~Filer's share of income~~ **Nonrecourse S** Qualified nonrecourse financing S Other S

D If filer is a member of a consolidated group but not the parent, enter the following information about the parent:
Name EIN
Address

E Information about certain other partners (see instructions)

(1) Name	(2) Address	(3) Identifying number	(4) Check applicable box(es)		
			Category 1	Category 2	Constructive owner
NOT APPLICABLE					

F1 Name and address of foreign partnership:
HMA LP CAYMAN, LLC
C/O HICKS, MUSE, TATE & FURST INCORPORATED
200 CRESCENT COURT, SUITE 1600, DALLAS, TX 75201

2 EIN (if any): **98-0195999**

3 Country under whose laws organized: **CAYMAN ISLANDS**

4 Date of organization: **09/29/1998**

5 Principal place of business: **CAYMAN ISLANDS**

6 Principal business activity code number: **525990**

7 Principal business activity: **INVESTMENTS**

8 Functional currency and exchange rate (see instr): **U S DOLLAR**

G Provide the following information for the foreign partnership's tax year:

1 Name, address, and identifying number of agent (if any) in the United States:
NOT APPLICABLE

2 Check if the foreign partnership must file:
 Form 1042 Form 8804 Form 1065 or 1065-B
Service Center where Form 1065 or 1065-B is filed: **PHILADELPHIA, PENNSYLVANIA**

3 Name and address of foreign partnership's agent in country of organization, if any:
HUNTLAW CORPORATE SERVICES LIMITED
THE HUNTLAW BUILDING, FORT STREET
GEORGE TOWN, GRAND CAYMAN, CAYMAN ISLANDS

4 Name and address of person(s) with custody of the books and records of the foreign partnership and the location of such books and records, if different: **DAVID W KNICKEL**
HICKS MUSE, TATE & FURST INCORPORATED
200 CRESCENT COURT, STE 1600, DALLAS TX 75201

5 Were any special allocations made by the foreign partnership? ▶ Yes No

6 Number of foreign disregarded entities owned by the partnership (attach list) ▶ **NONE**

7 How is this partnership classified under the law of the country in which it is organized? ▶ **EXEMPTED LIMITED COMPANY**

8 Did the partnership own any separate units within the meaning of Regulations section 1.1503-2(c)(3) or (4)? ▶ Yes No

9 Does this partnership meet both of the following requirements?
• The partnership's total receipts for the tax year were less than \$250,000 and
• The value of the partnership's total assets at the end of the tax year was less than \$600,000
If "Yes" do not complete Schedules L, M-1, and M-2. ▶ Yes No **NOT APPLICABLE**

Sign Here Only if You Are Filing This Form Separately and Not With Your Tax Return

Under penalties of perjury, I declare that I have examined this return, including accompanying schedules and statements, and to the best of my knowledge and belief, it is true, correct, and complete. Declaration of preparer (other than general partner or limited liability company member) is based on all information of which preparer has any knowledge.

Signature of general partner or limited liability company member: _____ Date: _____

Paid Preparer's Use Only

Preparer's signature: _____ Date: _____

Firm's name (or yours if self-employed) and address: _____ EIN: _____ ZIP code: _____

Check if self-employed:

Preparer's SSN or PTIN: _____

Schedule A

Constructive Ownership of Partnership Interest Check the boxes that apply to the filer. If you check box b, enter the name, address, and U.S. taxpayer identifying number (if any) of the person(s) whose interest you constructively own. See instructions.

a Owns a direct interest

b Owns a constructive interest

Name	Address	Identifying number (if any)	Check if foreign person	Check if direct partner

Schedule A-1 Certain Partners of Foreign Partnership (see instructions)

Name	Address	Identifying number (if any)	Check if foreign person
NOT APPLICABLE - PARTNER OWNS LESS THAN 10% IN TRANSFEREE SOLELY CASH.		PARTNERSHIP AND TRANSFERRED	

Does the partnership have any other foreign person as a direct partner?

Yes

No

Schedule A-2

Affiliation Schedule List all partnerships (foreign or domestic) in which the foreign partnership owns a direct interest or indirectly owns a 10% interest.

Name	Address	EIN (if any)	Total ordinary income or loss	Check if foreign partnership
HMTF EQUITY FUND IV CAYMAN, L.P.	C/O HICKS, MUSE, TATE & FURST INCORPORATED	98-0195793	NOT APPLICABLE	X
HM4 TRITON, L.P.	200 CRESCENT COURT SUITE 1600 DALLAS, TX 75201	52-2123842	NOT APPLICABLE	X

Schedule B Income Statement — Trade or Business Income

Caution Include only trade or business income and expenses on lines 1a through 22 below. See the instructions for more information.

Income	1a Gross receipts or sales	1a		
	b Less returns and allowances	1b		1c
	2 Cost of goods sold			2
	3 Gross profit Subtract line 2 from line 1c			3
	4 Ordinary income (loss) from other partnerships, estates, and trusts (attach schedule)			4
	5 Net farm profit (loss) (attach Schedule F (Form 1040))			5
	6 Net gain (loss) from Form 4797, Part II, line 18			6
	7 Other income (loss) (attach schedule)			7
8 Total income (loss) Combine lines 3 through 7			8	
Deductions (see page 7 of the instructions for limitations)	9 Salaries and wages (other than to partners) (less employment credits)			9
	10 Guaranteed payments to partners			10
	11 Repairs and maintenance			11
	12 Bad debts			12
	13 Rent			13
	14 Taxes and licenses			14
	15 Interest			15
	16a Depreciation (if required, attach Form 4562)	16a		
	b Less depreciation reported on Schedule A and elsewhere on return	16b		
	17 Depletion (Do not deduct oil and gas depletion)			17
	18 Retirement plans, etc.			18
	19 Employee benefit programs			19
	20 Other deductions (attach schedule)			20
	21 Total deductions Add the amounts shown in the far right column for lines 9 through 20			21
22 Ordinary income (loss) from trade or business activities Subtract line 21 from line 8			22	

SCHEDULE O
(Form 8865)
 (December 1999)
 Department of the Treasury
 Internal Revenue Service

Transfer of Property to a Foreign Partnership
(under section 6038B)

OMB No 1545-1668

▶ Attach to Form 8865 See Instructions for Form 8865

Name of transferor
J. N. PEW JR CHARITABLE TRUST

Identifying number
23-6299309

Name of foreign partnership
HM4 LP CAYMAN, LLC

Part I Transfers Reportable Under Section 6038B **N/A**

Type of property	(a) Date of transfer	(b) Number of items transferred	(c) Fair market value on date of transfer	(d) Cost or other basis	(e) Section 704(c) allocation method	(f) Gain recognized on transfer	(g) Percentage interest in partnership after transfer
Cash							
Marketable securities							
Inventory							
Tangible property used in trade or business							
Intangible property							
Other property							

Supplemental Information Required To Be Reported (see instructions)

Part II Dispositions Reportable Under Section 6038B **NOT APPLICABLE**

(a) Type of property	(b) Date of original transfer	(c) Date of disposition	(d) Manner of disposition	(e) Gain recognized by partnership	(f) Depreciation recapture recognized by partnership	(g) Gain allocated to partner	(h) Depreciation recapture allocated to partner

Part III Is any transfer reported on this schedule subject to gain recognition under section 904(f)(3) or section 904(f)(5)(F)? Yes No

For Paperwork Reduction Act Notice, see the Instructions for Form 8865

Schedule O (Form 8865) (12-99)

Form **8865**

(December 1999)

Department of the Treasury
Internal Revenue Service

Return of U.S. Persons With Respect to Certain Foreign Partnerships

▶ Attach to your tax return. See separate instructions
Information furnished for the foreign partnership's tax year
(see instructions) beginning 01/01 01 and ending 12/31 2001

OMB No 1545-1668

Attachment
Sequence No 118

Important All information **MUST** be in English. All amounts **MUST** be in U.S. dollars unless otherwise indicated.

Name of person filing this return: **J. N. PEW JR. CHARITABLE TRUST** Identifying number: **23-6294309**

Filer's address (if you are not filing this form with your tax preparer):
A Category of filer (see Categories of Filers in the instructions and check applicable box(es))
1 2 3 4
B Filer's tax year beginning 1 1 and ending 12 31-01

C Filer's share of liabilities: Nonrecourse \$, Qualified nonrecourse financing \$, Other \$

D If filer is a member of a consolidated group but not the parent, enter the following information about the parent:
Name, Address, EIN

E Information about certain other partners (see instructions)

(1) Name	(2) Address	(3) Identifying number	(4) Check applicable box(es)		
			Category 1	Category 2	Constructive owner
NOT APPLICABLE					

F1 Name and address of foreign partnership: **QUALIFIED FUND, C V**
C/O HICKS, MUSE, TATE, & FURST INCORPORATED
200 CRESCENT COURT, SUITE 1600, DALLAS, TX 75201
2 EIN (if any): **75-2785520**
3 Country under whose laws organized: **NETHERLANDS**

4 Date of organization: **07/31/1998**
5 Principal place of business: **UNITED STATES/ NETHERLANDS**
6 Principal business activity code number: **525990**
7 Principal business activity: **INVESTMENTS**
8 Functional currency and exchange rate (see instr): **U S DOLLAR**

G Provide the following information for the foreign partnership's tax year:
1 Name, address, and identifying number of agent (if any) in the United States: **NOT APPLICABLE**
2 Check if the foreign partnership must file:
 Form 1042 Form 8804 Form 1065 or 1065-B
Service Center where Form 1065 or 1065-B is filed: **PHILADELPHIA, PENNSYLVANIA**
3 Name and address of foreign partnership's agent in country of organization, if any: **MEESPIERSON TRUST B V**
HERENGRACHT 548, 1017 CG
AMSTERDAM, THE NETHERLANDS
4 Name and address of person(s) with custody of the books and records of the foreign partnership and the location of such books and records, if different: **DAVID W KNICKEL**
HICKS, MUSE, TATE & FURST INCORPORATED
200 CRESCENT COURT, SUITE 1600, DALLAS, TX 75201

5 Were any special allocations made by the foreign partnership? Yes No
6 Number of foreign disregarded entities owned by the partnership (attach list): **NONE**
7 How is this partnership classified under the law of the country in which it is organized? **CLOSED LIMITED PARTNERSHIP**
8 Did the partnership own any separate units within the meaning of Regulations section 1.1503-2(c)(3) or (4)? Yes No
9 Does this partnership meet both of the following requirements?
• The partnership's total receipts for the tax year were less than \$250,000 and
• The value of the partnership's total assets at the end of the tax year was less than \$600,000
If "Yes," do not complete Schedules L, M-1, and M-2. Yes No
NOT APPLICABLE

Sign Here Only if You Are Filing This Form Separately and Not With Your Tax Return
Under penalties of perjury, I declare that I have examined this return, including accompanying schedules and statements, and to the best of my knowledge and belief it is true, correct, and complete. Declaration of preparer (other than general partner or limited liability company member) is based on all information of which preparer has any knowledge.
Signature of general partner or limited liability company member: _____ Date: _____

Paid Preparer's Use Only
Preparer's signature: _____ Date: _____
Check if self-employed:
Preparer's SSN or PTIN: _____
Firm's name (or yours if self-employed) and address: _____ EIN: _____
ZIP code: _____

Schedule A **Constructive Ownership of Partnership Interest** Check the boxes that apply to the filer. If you check box b, enter the name, address, and U.S. taxpayer identifying number (if any) of the person(s) whose interest you constructively own. See instructions.

a Owns a direct interest b Owns a constructive interest

Name	Address	Identifying number (if any)	Check if foreign person	Check if direct partner

Schedule A-1 **Certain Partners of Foreign Partnership** (see instructions)

Name	Address	Identifying number (if any)	Check if foreign person
NOT APPLICABLE - PARTNER OWNS LESS THAN 10% IN TRANSFERRED PARTNERSHIP AND TRANSFERRED SOLELY CASH			

Does the partnership have any other foreign person as a direct partner? Yes No

Schedule A-2 **Affiliation Schedule** List all partnerships (foreign or domestic) in which the foreign partnership owns a direct interest or indirectly owns a 10% interest.

Name	Address	EIN (if any)	Total ordinary income or loss	Check if foreign partnership
SEED ACQUISITION, C.V.	C/O HICKS, MUSE, TATE & FURST	75-2793161	NOT	X
FUND ACQUISITION CO., C.V.	INCORPORATED	75-2785519	APPLICABLE	X
INTERNATIONAL SEED HOLDINGS, L.P.	200 CRESCENT COURT,	98-0214611	NOT	X
HMTF/TEMIC MICROTUNE CAYMAN, L.P.	SUITE 1600 DALLAS, TX 75201	98-0216526	APPLICABLE	X

Schedule B **Income Statement — Trade or Business Income**

Caution: Include only trade or business income and expenses on lines 1a through 22 below. See the instructions for more information.

Income	1a	Gross receipts or sales	1a		1c	
	b	Less returns and allowances	1b		1c	
	2	Cost of goods sold			2	
	3	Gross profit. Subtract line 2 from line 1c			3	
	4	Ordinary income (loss) from other partnerships, estates, and trusts (attach schedule)			4	
	5	Net farm profit (loss) (attach Schedule F (Form 1040))			5	
	6	Net gain (loss) from Form 4797, Part II, line 18			6	
	7	Other income (loss) (attach schedule)			7	
8	Total income (loss). Combine lines 3 through 7				8	
Deductions (see page 7 of the instructions for limitations)	9	Salaries and wages (other than to partners) (less employment credits)			9	
	10	Guaranteed payments to partners			10	
	11	Repairs and maintenance			11	
	12	Bad debts			12	
	13	Rent			13	
	14	Taxes and licenses			14	
	15	Interest			15	
	16a	Depreciation (if required, attach Form 4562)	16a			
	b	Less depreciation reported on Schedule A and elsewhere on return	16b			
	17	Depletion (Do not deduct oil and gas depletion)			17	
	18	Retirement plans, etc.			18	
	19	Employee benefit programs			19	
	20	Other deductions (attach schedule)			20	
	21	Total deductions. Add the amounts shown in the far right column for lines 9 through 20				21
22	Ordinary income (loss) from trade or business activities. Subtract line 21 from line 8				22	

SCHEDULE O
(Form 8865)
 (December 1999)
 Department of the Treasury
 Internal Revenue Service

Transfer of Property to a Foreign Partnership
(under section 6038B)

OMB No 15-5-668

▶ Attach to Form 8865 See Instructions for Form 8865

Name of transferor: **J. N. PEW JR CHARITABLE TRUST** Identifying number: **23-4299309**
 Name of foreign partnership: **QUALIFIED FUND, C V**

Part I Transfers Reportable Under Section 6038B **N/A**

Type of property	(a) Date of transfer	(b) Number of items transferred	(c) Fair market value on date of transfer	(d) Cost or other basis	(e) Section 704(c) allocation method	(f) Gain recognized on transfer	(g) Percentage interest in partnership after transfer
Cash							
Marketable securities							
Inventory							
Tangible property used in trade or business							
Intangible property							
Other property							

Supplemental Information Required To Be Reported (see instructions)

Part II Dispositions Reportable Under Section 6038B **NOT APPLICABLE**

(a) Type of property	(b) Date of original transfer	(c) Date of disposition	(d) Manner of disposition	(e) Gain recognized by partnership	(f) Depreciation recapture recognized by partnership	(g) Gain allocated to partner	(h) Depreciation recapture allocated to partner

Part III Is any transfer reported on this schedule subject to gain recognition under section 904(i)(3) or section 904(f)(5)(F)? Yes No

Return of U.S. Persons With Respect to Certain Foreign Partnerships

2001

Department of the Treasury
Internal Revenue Service

▶ Attach to your tax return See separate instructions
Information furnished for the foreign partnership's tax year
(see instructions) beginning 01/01, 2001, and ending 12/31, 20 01

Attachment
Sequence No 118

Important. All information must be in English All amounts must be in U S dollars unless otherwise indicated

Name of person filing this return **J. N. PEW JR CHARITABLE TRUST** Filer's identifying number **23-6299309**

Filer's address (if you are not filing this form with your tax return) A Category of filer (see Categories of Filers in the instructions and check applicable box(es))
1 2 3 4
B Filer's tax year beginning 1-1 20 01 and ending 12-31 20 01

C Filer's share of liabilities Nonrecourse \$ Qualified nonrecourse financing \$ Other \$

D If filer is a member of a consolidated group but not the parent enter the following information about the parent.
Name EIN
Address

E Information about certain other partners (see instructions)			(4) Check applicable box(es)		
(1) Name	(2) Address	(3) Identifying number	Category 1	Category 2	Constructive owner
NOT APPLICABLE					

F1 Name and address of foreign partnership
HMTF EQUITY FUND IV (1999) CAYMAN, LP
C/O HICKS, MUSE, TATE & FURST INCORPORATED
200 CRESCENT COURT, SUITE 1600, DALLAS, TX 75201
2 EIN (if any)
98-0214613
3 Country under whose laws organized
CAYMAN ISLANDS

4 Date of organization **11/5/99** 5 Principal place of business **CAYMAN ISLANDS** 6 Principal business activity code number **525990** 7 Principal business activity **INVESTMENTS** 8 Functional currency and exchange rate (see instr) **US DOLLAR**

G Provide the following information for the foreign partnership's tax year
1 Name, address, and identifying number of agent (if any) in the United States **NOT APPLICABLE**
2 Check if the foreign partnership must file
 Form 1042 Form 8804 Form 1065 or 1065-B
Service Center where Form 1065 or 1065-B is filed
PHILADELPHIA, PA
3 Name and address of foreign partnership's agent in country of organization if any
HUNTLOW CORPORATE SERVICES LIMITED
THE HUNTLOW BUILDING, FORT STREET
GEORGETOWN, GRAND CAYMAN, CAYMAN ISLANDS
4 Name and address of person(s) with custody of the books and records of the foreign partnership and the location of such books and records, if different
LINDA THOMPSON
HICKS, MUSE, TATE & FURST INCORPORATED
200 CRESCENT COURT, SUITE 1600, DALLAS, TX 75201

5 Were any special allocations made by the foreign partnership? ▶ Yes No
6 Number of foreign disregarded entities owned by the partnership (attach list) ▶ **NONE**
7 How is this partnership classified under the law of the country in which it is organized? ▶ **EXEMPTED LIMITED PARTNERSHIP**
8 Did the partnership own any separate units within the meaning of Regulations section 1.1503-2(c)(3) or (4)? ▶ Yes No
9 Does this partnership meet both of the following requirements?
• The partnership's total receipts for the tax year were less than \$250,000 and
• The value of the partnership's total assets at the end of the tax year was less than \$600,000 } ▶ Yes No
If "Yes," do not complete Schedules L M-1, and M-2 **NOT APPLICABLE**

Sign Here Only if You Are Filing This Form Separately and Not With Your Tax Return Under penalties of perjury, I declare that I have examined this return including accompanying schedules and statements and to the best of my knowledge and belief it is true, correct, and complete Declaration of preparer (other than general partner or limited liability company member) is based on all information of which preparer has any knowledge
Signature of general partner or limited liability company member Date

Paid Preparer's Use Only Preparer's signature Date Check if self-employed Preparer's SSN or PTIN
Firm's name (or yours if self-employed) address and ZIP code EIN Phone no

Schedule A Constructive Ownership of Partnership Interest Check the boxes that apply to the filer. If you check box **b**, enter the name, address, and U.S. taxpayer identifying number (if any) of the person(s) whose interest you constructively own. See instructions.

a Owns a direct interest b Owns a constructive interest

Name	Address	Identifying number (if any)	Check if foreign person	Check if direct partner

Schedule A-1 Certain Partners of Foreign Partnership (see instructions)

Name	Address	Identifying number (if any)	Check if foreign person
NOT APPLICABLE - PARTNER OWNS LESS THAN 10% IN TRANSFERRED PARTNERSHIP AND TRANSFERRED SOLELY CASH			

Does the partnership have any other foreign person as a direct partner? Yes No

Schedule A-2 Affiliation Schedule List all partnerships (foreign or domestic) in which the foreign partnership owns a direct interest or indirectly owns a 10% interest.

Name	Address	EIN (if any)	Total ordinary income or loss	Check if foreign partnership
SEED ACQUISITION, CV	C/O HICKS, MUSE, TATE & FURST, INCORPORATED	75-2793161	NOT APPLICABLE	X
INTERNATIONAL SEED HOLDINGS, LE HI CAYMAN, LP	200 CRESCENT COURT SUITE 1600	98-0214611	NOT APPLICABLE	X
EUROPEAN PCB GROUP CAYMAN	DALLAS, TX 75201	98-0336528	APPLICABLE	X
		98-0224974	N/A	X

Schedule B Income Statement — Trade or Business Income

Caution Include only trade or business income and expenses on lines 1a through 22 below. See the instructions for more information.

Income	1a	Gross receipts or sales	1a		1c	
	b	Less returns and allowances	1b		1c	
	2	Cost of goods sold	2			
	3	Gross profit. Subtract line 2 from line 1c	3			
	4	Ordinary income (loss) from other partnerships, estates, and trusts (attach schedule)	4			
	5	Net farm profit (loss) (attach Schedule F (Form 1040))	5			
	6	Net gain (loss) from Form 4797, Part II, line 18	6			
	7	Other income (loss) (attach schedule)	7			
8	Total income (loss). Combine lines 3 through 7	8				
Deductions (see page 8 of the instructions for limitations)	9	Salaries and wages (other than to partners) (less employment credits)	9			
	10	Guaranteed payments to partners	10			
	11	Repairs and maintenance	11			
	12	Bad debts	12			
	13	Rent	13			
	14	Taxes and licenses	14			
	15	Interest	15			
	16a	Depreciation (if required, attach Form 4562)	16a			
	b	Less depreciation reported on Schedule A and elsewhere on return	16b		16c	
	17	Depletion (Do not deduct oil and gas depletion)	17			
	18	Retirement plans, etc.	18			
	19	Employee benefit programs	19			
	20	Other deductions (attach schedule)	20			
	21	Total deductions. Add the amounts shown in the far right column for lines 9 through 20	21			
22	Ordinary income (loss) from trade or business activities. Subtract line 21 from line 8	22				

SCHEDULE O
(Form 8865)

Transfer of Property to a Foreign Partnership
(under section 6038B)

OMB No 1545-1668

2001

Department of the Treasury
Internal Revenue Service

▶ Attach to Form 8865 See Instructions for Form 8865

Name of transferor

J.N PEW JR. CHARITABLE TRUST

Filer's identifying number

23-6299309

Name of foreign partnership

HMTF EQUITY FUND IV (1999) CAYMAN, LP

Part I Transfers Reportable Under Section 6038B

Type of property	(a) Date of transfer	(b) Number of items transferred	(c) Fair market value on date of transfer	(d) Cost or other basis	(e) Section 704(c) allocation method	(f) Gain recognized on transfer	(g) Percentage interest in partnership after transfer
Cash							
Marketable securities							
Inventory							
Tangible property used in trade or business							
Intangible property							
Other property	<i>7/27/01</i>	<i>N/A</i>	<i>3,555.</i>				<i>.013671%</i>

Supplemental Information Required To Be Reported (see instructions)

INTEREST IN A SENIOR SUBORDINATED PROMISSORY NOTE FROM STONEVILLE HOLDING CORPORATION - AT TAX BASIS

Part II Dispositions Reportable Under Section 6038B

N/A

(a) Type of property	(b) Date of original transfer	(c) Date of disposition	(d) Manner of disposition	(e) Gain recognized by partnership	(f) Depreciation recapture recognized by partnership	(g) Gain allocated to partner	(h) Depreciation recapture allocated to partner

Part III

Is any transfer reported on this schedule subject to gain recognition under section 904(f)(3) or section 904(f)(5)(F)?

▶ Yes No

For Paperwork Reduction Act Notice, see the instructions for Form 8865

Schedule O (Form 8865) 2001

Return of U.S. Persons With Respect to Certain Foreign Partnerships

2001

Department of the Treasury
Internal Revenue Service

▶ Attach to your tax return See separate instructions
Information furnished for the foreign partnership's tax year
(see instructions) beginning 1/1, 2001, and ending 12/31, 20 01

Attachment
Sequence No 118

Important. All information must be in English All amounts must be in U S dollars unless otherwise indicated

Name of person filing this return J.N. FEW JR, CHARITABLE TRUST		Filer's identifying number 23-6299309
Filer's address (if you are not filing this form with your tax return)		A Category of filer (see Categories of Filers in the instructions and check applicable box(es)) 1 <input type="checkbox"/> 2 <input type="checkbox"/> 3 <input checked="" type="checkbox"/> 4 <input type="checkbox"/>
		B Filer's tax year beginning <u>1-1</u> , 20 <u>01</u> , and ending <u>12-31</u> , 20 <u>01</u>

C Filer's share of liabilities Nonrecourse \$	Qualified nonrecourse financing \$	Other \$
D If filer is a member of a consolidated group but not the parent, enter the following information about the parent:		
Name	EIN	
Address		

E Information about certain other partners (see instructions)

(1) Name	(2) Address	(3) Identifying number	(4) Check applicable box(es)		
			Category 1	Category 2	Constructive owner

F1 Name and address of foreign partnership HMTF FUND V CAYMAN, L.P. C/O HICKS, MUSE, TATE & FURST INCORPORATED 200 CRESCENT COURT, SUITE 1600, DALLAS, TX 75201		2 EIN (if any) 98-0336423
		3 Country under whose laws organized CAYMAN ISLANDS
4 Date of organization 11/22/2000	5 Principal place of business CAYMAN ISLANDS	6 Principal business activity code number 523900
		7 Principal business activity INVESTMENTS
		8 Functional currency and exchange rate (see instr) US DOLLAR

G Provide the following information for the foreign partnership's tax year

1 Name, address, and identifying number of agent (if any) in the United States NOT APPLICABLE	2 Check if the foreign partnership must file. <input type="checkbox"/> Form 1042 <input type="checkbox"/> Form 8804 <input checked="" type="checkbox"/> Form 1065 or 1065-B Service Center where Form 1065 or 1065-B is filed PHILADELPHIA, PA
3 Name and address of foreign partnership's agent in country of organization, if any HUNTLAW CORPORATE SERVICE LTD THE HUNTLAW BUILDING, FORT STREET GEORGETOWN, GRAND CAYMAN, CAYMAN ISLANDS	4 Name and address of person(s) with custody of the books and records of the foreign partnership, and the location of such books and records, if different DAVID W. KNICKEL C/O HICKS, MUSE, TATE & FURST INC. 200 CRESCENT CT, STE 1600, DALLAS, TX 75201

5 Were any special allocations made by the foreign partnership?	▶ <input type="checkbox"/> Yes <input checked="" type="checkbox"/> No
6 Number of foreign disregarded entities owned by the partnership (attach list)	▶ * THREE
7 How is this partnership classified under the law of the country in which it is organized?	▶ EXEMPTED LIMITED PSHIP
8 Did the partnership own any separate units within the meaning of Regulations section 1.1503-2(c)(3) or (4)?	▶ <input type="checkbox"/> Yes <input type="checkbox"/> No
9 Does this partnership meet both of the following requirements? • The partnership's total receipts for the tax year were less than \$250,000 and • The value of the partnership's total assets at the end of the tax year was less than \$600,000 If "Yes," do not complete Schedules L, M-1 and M-2	▶ <input type="checkbox"/> Yes <input type="checkbox"/> No N/A

Sign Here Only if You Are Filing This Form Separately and Not With Your Tax Return	Under penalties of perjury, I declare that I have examined this return including accompanying schedules and statements and to the best of my knowledge and belief, it is true, correct, and complete Declaration of preparer (other than general partner or limited liability company member) is based on all information of which preparer has any knowledge	
	Signature of general partner or limited liability company member	Date
Paid Preparer's Use Only	Preparer's signature	Date
	Firm's name (or yours if self-employed), address and ZIP code	Check if self-employed <input type="checkbox"/>
	EIN	Preparer's SSN or PTIN
	Phone no	

Schedule A: Constructive Ownership of Partnership Interest. Check the boxes that apply to the filer. If you check box b, enter the name, address, and U.S. taxpayer identifying number (if any) of the person(s) whose interest you constructively own. See instructions.

a Owns a direct interest

b Owns a constructive interest

Name	Address	Identifying number (if any)	Check if foreign person	Check if direct partner

Schedule A-1: Certain Partners of Foreign Partnership (see instructions)

Name	Address	Identifying number (if any)	Check if foreign person
NOT APPLICABLE-PARTNER OWNED LESS THAN 10% AND TRANSFERRED SOLELY CASH			

Does the partnership have any other foreign person as a direct partner? Yes No

Schedule A-2: Affiliation Schedule. List all partnerships (foreign or domestic) in which the foreign partnership owns a direct interest or indirectly owns a 10% interest.

Name	Address	EIN (if any)	Total ordinary income or loss	Check if foreign partnership
PAN AMERICAN SPORTS PARTNERS COMPANY	C/O HICKS, MUSE, TATE & FURST INCORPORATED	98-0208123	NOT APPLICABLE	X
HMTF BRIDGE IS (CAYMAN) LTD.	200 CRESCENT COURT	52-2248571	NOT APPLICABLE	X
HMTF CAYMAN FOUR LIMITED	SUITE 1600 DALLAS, TX 75201	APPLIED FOR	APPLICABLE	X

Schedule B: Income Statement — Trade or Business Income

Caution: Include only trade or business income and expenses on lines 1a through 22 below. See the instructions for more information.

Income	1a	Gross receipts or sales	1a		1c	
	b	Less returns and allowances	1b		1c	
	2	Cost of goods sold			2	
	3	Gross profit Subtract line 2 from line 1c			3	
	4	Ordinary income (loss) from other partnerships, estates, and trusts (attach schedule)			4	
	5	Net farm profit (loss) (attach Schedule F (Form 1040))			5	
	6	Net gain (loss) from Form 4797, Part II, line 18			6	
7	Other income (loss) (attach schedule)			7		
8	Total income (loss). Combine lines 3 through 7			8		
Deductions (see page 8 of the instructions for limitations)	9	Salaries and wages (other than to partners) (less employment credits)			9	
	10	Guaranteed payments to partners			10	
	11	Repairs and maintenance			11	
	12	Bad debts			12	
	13	Rent			13	
	14	Taxes and licenses			14	
	15	Interest			15	
	16a	Depreciation (if required, attach Form 4562)	16a		16c	
	b	Less depreciation reported on Schedule A and elsewhere on return	16b		16c	
	17	Depletion (Do not deduct oil and gas depletion)			17	
	18	Retirement plans, etc.			18	
	19	Employee benefit programs			19	
	20	Other deductions (attach schedule)			20	
	21	Total deductions. Add the amounts shown in the far right column for lines 9 through 20			21	
	22	Ordinary income (loss) from trade or business activities Subtract line 21 from line 8			22	

SCHEDULE O
(Form 8865)

Transfer of Property to a Foreign Partnership
(under section 6038B)

OMB No 1545-1668

2001

Department of the Treasury
Internal Revenue Service

▶ Attach to Form 8865 See Instructions for Form 8865

Name of transferor
J. N. PEW JR CHARITABLE TRUST

Filer's identifying number
23-6299309

Name of foreign partnership
HMTF FUND V CAYMAN, L.P.

Part I Transfers Reportable Under Section 6038B

Type of property	(a) Date of transfer	(b) Number of items transferred	(c) Fair market value on date of transfer	(d) Cost or other basis	(e) Section 704(c) allocation method	(f) Gain recognized on transfer	(g) Percentage interest in partnership after transfer
Cash	2/12, 6/19 11/8, 12/21		221,560				067613%
Marketable securities							
Inventory							
Tangible property used in trade or business							
Intangible property							
Other property							

Supplemental Information Required To Be Reported (see instructions)

Part II Dispositions Reportable Under Section 6038B NOT APPLICABLE

(a) Type of property	(b) Date of original transfer	(c) Date of disposition	(d) Manner of disposition	(e) Gain recognized by partnership	(f) Depreciation recapture recognized by partnership	(g) Gain allocated to partner	(h) Depreciation recapture allocated to partner

Part III Is any transfer reported on this schedule subject to gain recognition under section 904(f)(3) or section 904(f)(5)(F)?

▶ Yes No

For Paperwork Reduction Act Notice, see the Instructions for Form 8865

Schedule O (Form 8865) 2001

Form **8365**

(December 1999)

Department of the Treasury
Internal Revenue Service

Return of U.S. Persons With Respect to Certain Foreign Partnerships

▶ Attach to your tax return. See separate instructions.
Information furnished for the foreign partnership's tax year

(see instructions) beginning 01/01 01 and ending 12/31 2001

OGE No 15-5 668

Attachment
Sequence No 118

Important All information **MUST** be in English. All amounts **MUST** be in U.S. dollars unless otherwise indicated.

Name of person filing this return: **J, N PEW JR, CHARITABLE TRUST** Identifying number: **23-6299309**

Filer's address (if you are not filing this form with your tax return):
The Glenmede Trust Company
1250 Market St.
Suite 1200

A Category of filer (see Categories of Filers in the instructions and check applicable box(es))
1 2 3 4
B Filer's tax year beginning **1 1** and ending **12 31 01**

C ~~Partnership liabilities~~ **Qualified nonrecourse financing** Other

D If filer is a member of a consolidated group but not the parent, enter the following information about the parent:
Name: _____ EIN: _____
Address: _____

E Information about certain other partners (see instructions)					
(1) Name	(2) Address	(3) Identifying number	(4) Check applicable box(es)		
			Category 1	Category 2	Constructive owner
NOT APPLICABLE					

F1 Name and address of foreign partnership:
AMI IV-Q LTD
C/O HICKS, MUSE, TATE & FURST INCORPORATED
200 CRESCENT COURT, SUITE 1600, DALLAS, TX 75201
2 EIN (if any): **98-0200346**
3 Country under whose laws organized: **CAYMAN ISLANDS**

4 Date of organization: **07/27/1998** 5 Principal place of business: **CAYMAN ISLANDS** 6 Principal business activity code number: **525990** 7 Principal business activity: **INVESTMENTS** 8 Functional currency and exchange rate (see instr.): **U S DOLLAR**

G Provide the following information for the foreign partnership's tax year:
1 Name, address, and identifying number of agent (if any) in the United States: **NOT APPLICABLE**
2 Check if the foreign partnership must file:
 Form 1042 Form 8804 Form 1065 or 1065-B
Service Center where Form 1065 or 1065-B is filed: **PHILADELPHIA, PENNSYLVANIA**
3 Name and address of foreign partnership's agent in country of organization, if any: **W S WALKER & COMPANY**
CALEDONIAN HOUSE, MARY STREET
GEORGE TOWN, GRAND CAYMAN, CAYMAN ISLANDS
4 Name and address of person(s) with custody of the books and records of the foreign partnership and the location of such books and records if different: **DAVID W KNICKEL**
HICKS, MUSE, TATE & FURST INCORPORATED
200 CRESCENT COURT, STE 1600, DALLAS, TX 75201

5 Were any special allocations made by the foreign partnership? Yes No
6 Number of foreign disregarded entities owned by the partnership (attach list): **NONE**
7 How is this partnership classified under the law of the country in which it is organized? **EXEMPTED LIMITED COMPANY**
8 Did the partnership own any separate units within the meaning of Regulations section 1.1503-2(c)(3) or (4)? Yes No
9 Does this partnership meet both of the following requirements?
• The partnership's total receipts for the tax year were less than \$250,000 and
• The value of the partnership's total assets at the end of the tax year was less than \$600,000
 Yes No
If "Yes" do not complete Schedules L, M-1, and M-2. **NOT APPLICABLE**

Sign Here Only if You Are Filing This Form Separately and Not With Your Tax Return

Under penalties of perjury, I declare that I have examined this return, including accompanying schedules and statements, and to the best of my knowledge and belief it is true, correct, and complete. Declaration of preparer (other than general partner or limited liability company member) is based on all information of which preparer has any knowledge.

Signature of general partner or limited liability company member: _____ Date: _____

Paid Preparer's Use Only: Preparer's signature: _____ Date: _____ Check if self-employed: Preparer's SSN or PTIN: _____
Firm's name (or yours if self-employed) and address: _____ EIN: _____ ZIP code: _____

Schedule A

Constructive Ownership of Partnership Interest Check the boxes that apply to the filer. If you check box b, enter the name, address, and U.S. taxpayer identifying number (if any) of the person(s) whose interest you constructively own. See instructions.

a Owns a direct interest. b Owns a constructive interest.

Name	Address	Identifying number (if any)	Check if foreign person	Check if direct partner

Schedule A-1 Certain Partners of Foreign Partnership (see instructions)

Name	Address	Identifying number (if any)	Check if foreign person

Does the partnership have any other foreign person as a direct partner? Yes No

Schedule A-2

Affiliation Schedule List all partnerships (foreign or domestic) in which the foreign partnership owns a direct interest or indirectly owns a 10% interest.

Name	Address	EIN (if any)	Total ordinary income or loss	Check if foreign partnership
AMI IV-O CAYMAN, L.P.	C/O HICKS, MUSE, TATE & FURST INCORPORATED	98-0193852	NOT APPLICABLE	X
HMTF AMI (SP) LTD	200 CRESCENT COURT	98-0211252	NOT APPLICABLE	X
ARGENTINA MEDIA INVESTMENTS, L.P.	SUITE 1600 DALLAS, TX 75201	98-0211249	APPLICABLE	X

Schedule B Income Statement — Trade or Business Income

Caution Include only trade or business income and expenses on lines 1a through 22 below. See the instructions for more information.

Income	1a Gross receipts or sales	1a		
	b Less returns and allowances	1b		1c
	2 Cost of goods sold			2
	3 Gross profit Subtract line 2 from line 1c			3
	4 Ordinary income (loss) from other partnerships, estates, and trusts (attach schedule)			4
	5 Net farm profit (loss) (attach Schedule F (Form 1040))			5
	6 Net gain (loss) from Form 4797, Part II, line 18			6
	7 Other income (loss) (attach schedule)			7
8 Total income (loss) Combine lines 3 through 7			8	
Deductions (see page 7 of the instructions for limitations)	9 Salaries and wages (other than to partners) (less employment credits)			9
	10 Guaranteed payments to partners			10
	11 Repairs and maintenance			11
	12 Bad debts			12
	13 Rent			13
	14 Taxes and licenses			14
	15 Interest			15
	16a Depreciation (if required, attach Form 4562)	16a		
	b Less depreciation reported on Schedule A and elsewhere on return	16b		
	17 Depletion (Do not deduct oil and gas depletion)			17
	18 Retirement plans, etc.			18
	19 Employee benefit programs			19
	20 Other deductions (attach schedule)			20
	21 Total deductions Add the amounts shown in the far right column for lines 9 through 20			21
22 Ordinary income (loss) from trade or business activities Subtract line 21 from line 8			22	

SCHEDULE O
(Form 8865)
 (December 1999)
 Department of the Treasury
 Internal Revenue Service

Transfer of Property to a Foreign Partnership
(under section 6038B)

C B No 1545-1658

▶ Attach to Form 8865 See Instructions for Form 8865

Name of transferor: J N. PEW JR. CHARITABLE TRUST Identifying number: 23-6799309

Name of foreign partnership:
AMI IV-Q, LTD

Part I Transfers Reportable Under Section 6038B N/A

Type of property	(a) Date of transfer	(b) Number of items transferred	(c) Fair market value on date of transfer	(d) Cost or other basis	(e) Section 704(c) allocation method	(f) Gain recognized on transfer	(g) Percentage interest in partnership after transfer
Cash							
Marketable securities							
Inventory							
Tangible property used in trade or business							
Intangible property							
Other property							

Supplemental Information Required To Be Reported (see instructions)

Part II Dispositions Reportable Under Section 6038B NOT APPLICABLE

(a) Type of property	(b) Date of original transfer	(c) Date of disposition	(d) Manner of disposition	(e) Gain recognized by partnership	(f) Depreciation recapture recognized by partnership	(g) Gain allocated to partner	(h) Depreciation recapture allocated to partner

Part III Is any transfer reported on this schedule subject to gain recognition under section 904(f)(3) or section 904(f)(5)(F)? Yes No

Form **8865**

Return of U.S. Persons With Respect to Certain Foreign Partnerships

OMB No 1545 1668

2001

Department of the Treasury
Internal Revenue Service

▶ Attach to your tax return See separate instructions
Information furnished for the foreign partnership's tax year
(see instructions) beginning 1-1 2000 and ending 12-31 2001

Attachment
Sequence No **118**

Important All information must be in English All amounts must be in U.S. dollars unless otherwise indicated

Name of person filing this return: J.N. FEW JR CHARITABLE TRUSTS Identifying number: 23-6299309

Filer's address (if you are not filing this form with your tax return):
A Category of filer (see Categories of Filers in the instructions and check applicable box(es))
1 2 3 4

B Filer's tax year beginning 1 1 and ending 12 31 00

C Filer's share of liabilities Nonrecourse \$ 0 Qualified nonrecourse financing \$ 0 Other \$ 0

D If filer is a member of a consolidated group but not the parent enter the following information about the parent

Name EIN
Address

E Information about certain other partners (see instructions)

(1) Name	(2) Address	(3) Identifying number	(4) Check applicable box(es)		
			Category 1	Category 2	Constructive owner

F1 Name and address of foreign partnership: DOUGHTY HANSON & CO EUROPEAN REAL ESTATE, L.P. NUMBER 1 TIMBER PLACE 45 PALL MALL, LONDON SW1Y5JG
2 EIN (if any): 98-0210487
3 Country under whose laws organized: UNITED KINGDOM

4 Date of organization: 7/29/99
5 Principal place of business: UNITED KINGDOM
6 Principal business activity code number: 523900
7 Principal business activity: OTHER FINANCIAL INVESTMENTS
8 Functional currency and exchange rate (see instr): US \$

G Provide the following information for the foreign partnership's tax year

1 Name, address, and identifying number of agent (if any) in the United States: N/A
2 Check if the foreign partnership must file:
 Form 1042 Form 8804 Form 1065 or 1065-B
Service Center where Form 1065 or 1065-B is filed: N/A

3 Name and address of foreign partnership's agent in country of organization if any: N/A
4 Name and address of person(s) with custody of the books and records of the foreign partnership and the location of such books and records if different: DOUGHTY HANSON & CO EUROPEAN REAL ESTATE, L.P. TIMES PLACE 45 PALL MALL, LONDON SW1Y5JG

- 5 Were any special allocations made by the foreign partnership? Yes No
 - 6 Number of foreign disregarded entities owned by the partnership (attach list): NONE
 - 7 How is this partnership classified under the law of the country in which it is organized? ENGLISH LIMITED PARTNERSHIP
 - 8 Did the partnership own any separate units within the meaning of Regulations section 1.1503-2(c)(3) or (4)? Yes No
 - 9 Does this partnership meet both of the following requirements?
 - The partnership's total receipts for the tax year were less than \$250,000 and
 - The value of the partnership's total assets at the end of the tax year was less than \$600,000 Yes No
- If "Yes" do not complete Schedules L, M-1, and M-2

Sign Here Only if You Are Filing This Form Separately and Not With Your Tax Return
Under penalties of perjury I declare that I have examined this return including accompanying schedules and statements and to the best of my knowledge and belief it is true, correct, and complete. Declaration of preparer (other than general partner or limited liability company member) is based on all information of which preparer has any knowledge.
Signature of general partner or limited liability company member: _____ Date: _____

Paid Preparer's Use Only
Preparer's signature: _____ Date: _____ Check if self employed Preparer's SSN or PTIN: _____
Firm's name (or yours if self employed), address, and ZIP code: _____ EIN: _____ Phone no. () _____

Schedule A

Constructive Ownership of Partnership Interest Check the boxes that apply to the filer. If you check box **b**, enter the name, address and U S taxpayer identifying number (if any) of the person(s) whose interest you constructively own. See instructions.

a Owns a direct interest b Owns a constructive interest

Name	Address	Identifying number (if any)	Check if foreign person	Check if direct partner

Schedule A-1 Certain Partners of Foreign Partnership (See instructions)

Name	Address	Identifying number (if any)	Check if foreign person
N/A			

Does the partnership have any other foreign person as a direct partner? Yes No

Schedule A-2

Affiliation Schedule List all partnerships (foreign or domestic) in which the foreign partnership owns a direct interest or indirectly owns a 10% interest.

Name	Address	EIN (if any)	Total ordinary income or loss	Check if foreign partnership
N/A				

Schedule B Income Statement—Trade or Business Income

Caution Include only trade or business income and expenses on lines 1a through 22 below. See the instructions for more information.

Income	1a	Gross receipts or sales				
	b	Less returns and allowances			1c	
	2	Cost of goods sold			2	
	3	Gross profit. Subtract line 2 from line 1c			3	
	4	Ordinary income (loss) from other partnerships, estates, and trusts (attach schedule)			4	
	5	Net farm profit (loss) (attach Schedule F (Form 1040))			5	
	6	Net gain (loss) from Form 4797, Part II, line 18			6	
	7	Other income (loss) (attach schedule)			7	
8	Total income (loss) . Combine lines 3 through 7			8		
Deductions (See page 7 of the instructions for limitations)	9	Salaries and wages (other than to partners) (less employment credits)			9	
	10	Guaranteed payments to partners			10	
	11	Repairs and maintenance			11	
	12	Bad debts			12	
	13	Rent			13	
	14	Taxes and licenses			14	
	15	Interest			15	
	16a	Depreciation (if required, attach Form 4562)				
	b	Less depreciation reported on Schedule A and elsewhere on return			16c	
	17	Depletion (Do not deduct oil and gas depletion)			17	
	18	Retirement plans, etc.			18	
	19	Employee benefit programs			19	
	20	Other deductions (attach schedule)			20	
	21	Total deductions . Add the amounts shown in the far right column for lines 9 through 20			21	
22	Ordinary income (loss) from trade or business activities. Subtract line 21 from line 8			22		

SCHEDULE O
(Form 8865)

Transfer of Property to a Foreign Partnership
(under section 6038B)

OMB No 1545-1668

2000

Department of the Treasury
Internal Revenue Service

▶ Attach to Form 8865 See Instructions for Form 8865

Name of transferor

J.N. PEW JR. CHARITABLE TRUST

Identifying number

23-6299309

Name of foreign partnership

DOUGHTY HANSON & CO EUROPEAN REAL ESTATE L.P

Part I Transfers Reportable Under Section 6038B

N/A

Type of property	(a) Date of transfer	(b) Number of items transferred	(c) Fair market value on date of transfer	(d) Cost or other basis	(e) Section 704(c) allocation method	(f) Gain recognized on transfer	(g) Percentage interest in partnership after transfer
Cash							
Marketable securities							
Inventory							
Tangible property used in trade or business							
Intangible property							
Other property							

Supplemental Information Required To Be Reported (see instructions)

Part II Dispositions Reportable Under Section 6038B

N/A

(a) Type of property	(b) Date of original transfer	(c) Date of disposition	(d) Manner of disposition	(e) Gain recognized by partnership	(f) Depreciation recapture recognized by partnership	(g) Gain allocated to partner	(h) Depreciation recapture allocated to partner

Part III Is any transfer reported on this schedule subject to gain recognition under section 904(f)(3) or section 904(f)(5)(F)?

▶ Yes No



Form **8865**

Return of U.S. Persons With Respect to Certain Foreign Partnerships

OMB No 1545-1608

2001

Department of the Treasury
Internal Revenue Service

▶ Attach to your tax return See separate instructions
Information furnished for the foreign partnership's tax year
(see instructions) beginning 1-1 2000 and ending 12-31 2001

Attachment
Sequence No **118**

Important All information must be in English All amounts must be in U.S. dollars unless otherwise indicated

Name of person filing this return J. N. PEW JR CHARITABLE TRUSTS Identifying number 33-6299309

Filer's address (if you are not filing this form with your tax return) _____
A Category of filer (see Categories of Filers in the instructions and check applicable box(es))
1 2 3 4

B Filer's tax year beginning 1 1 and ending 12 31-01

C Filer's share of liabilities Nonrecourse \$ 0 Qualified nonrecourse financing \$ 0 Other \$ 0

D If filer is a member of a consolidated group but not the parent enter the following information about the parent

Name _____ EIN _____
Address _____

E Information about certain other partners (see instructions)					
(1) Name	(2) Address	(3) Identifying number	(4) Check applicable box(es)		
			Category 1	Category 2	Constructive owner
N/A					

F1 Name and address of foreign partnership
Silver Lake Partners Cayman, L P
C/o Walkers
P O Box 265 Walker House George Town Grand Cayman
2 EIN (if any) 98-0234429
3 Country under whose laws organized Grand Cayman

4 Date of organization 10/31/00 5 Principal place of business Grand Cayman 6 Principal business activity code number 525990 7 Principal business activity Investment 8 Functional currency and exchange rate (see instr) U S

G Provide the following information for the foreign partnership's tax year
1 Name, address, and identifying number of agent (if any) in the United States
Walkers P O Box 265 GT Walker House Cayman Islands Grand Cayman
2 Check if the foreign partnership must file: Not required but being filed
 Form 1042 Form 8804 Form 1065 or 1065 B
Service Center where Form 1065 or 1065 B is filed
Philadelphia PA 19255-011
3 Name and address of foreign partnership's agent in country of organization if any
Walkers P O Box 265 GT Walker House Cayman Islands Grand Cayman
4 Name and address of person(s) with custody of the books and records of the foreign partnership and the location of such books and records if different
Silver Lake Technology Management
2725 Sand Hill Road Bldg C Suite 150
Menlo Park CA 94025

- 5 Were any special allocations made by the foreign partnership? ▶ Yes No
- 6 Number of foreign disregarded entities owned by the partnership (attach list) ▶ 0
- 7 How is this partnership classified under the law of the country in which it is organized? ▶ Limited Partnership
- 8 Did the partnership own any separate units within the meaning of Regulations section 1.1503-2(c)(3) or (4)? ▶ Yes No
- 9 Does this partnership meet both of the following requirements?
 - The partnership's total receipts for the tax year were less than \$250,000 and
 - The value of the partnership's total assets at the end of the tax year was less than \$600,000
▶ Yes No
If Yes, do not complete Schedules L, M 1, and M 2

Sign Here Only If You Are Filing This Form Separately and Not With Your Tax Return

Under penalties of perjury, I declare that I have examined this return, including accompanying schedules and statements, and to the best of my knowledge and belief, it is true, correct, and complete. Declaration of preparer (other than general partner or limited liability company member) is based on all information of which preparer has any knowledge.

Signature of general partner or limited liability company member _____ Date _____

Paid Preparer's Use Only

Preparer's signature _____ Date _____ Check if self-employed Preparer's SSN or PTIN _____
Firm's name (or yours if self-employed) address and ZIP code _____ EIN _____
Phone no. () _____

Schedule A

Constructive Ownership of Partnership Interest Check the boxes that apply to the filer. If you check box b, enter the name, address, and U.S. taxpayer identifying number (if any) of the person(s) whose interest you constructively own. See instructions.

a Owns a direct interest b Owns a constructive interest

Name	Address	Identifying number (if any)	Check if foreign person	Check if direct partner

Schedule A-1 Certain Partners of Foreign Partnership (see instructions)

Name	Address	Identifying number (if any)	Check if foreign person
N/A			

Does the partnership have any other foreign person as a direct partner? Yes No

Schedule A-2

Affiliation Schedule List all partnerships (foreign or domestic) in which the foreign partnership owns a direct interest or indirectly owns a 10% interest.

Name	Address	EIN (if any)	Total ordinary income or loss	Check if foreign partnership
N/A				

Schedule B Income Statement—Trade or Business Income

Caution: Include only trade or business income and expenses on lines 1a through 22 below. See the instructions for more information.

Income	1a	Gross receipts or sales	1a			
	b	Less returns and allowances	1b		1c	
	2	Cost of goods sold	2			
	3	Gross profit. Subtract line 2 from line 1c	3			
	4	Ordinary income (loss) from other partnerships, estates, and trusts (attach schedule)	4			
	5	Net farm profit (loss) (attach Schedule F (Form 1040))	5			
	6	Net gain (loss) from Form 4797, Part II, line 18	6			
	7	Other income (loss) (attach schedule)	7			
8	Total income (loss) . Combine lines 3 through 7	8				
Deductions (See page 7 of the instructions for limitations)	9	Salaries and wages (other than to partners) (less employment credits)	9			
	10	Guaranteed payments to partners	10			
	11	Repairs and maintenance	11			
	12	Bad debts	12			
	13	Rent	13			
	14	Taxes and licenses	14			
	15	Interest	15			
	16a	Depreciation (if required, attach Form 4562)	16a			
	b	Less depreciation reported on Schedule A and elsewhere on return	16b		16c	
	17	Depletion (Do not deduct oil and gas depletion)	17			
	18	Retirement plans, etc.	18			
	19	Employee benefit programs	19			
	20	Other deductions (attach schedule)	20			
	21	Total deductions . Add the amounts shown in the far right column for lines 9 through 20	21			
22	Ordinary income (loss) from trade or business activities. Subtract line 21 from line 8	22				

SCHEDULE O
(Form 8865)

Department of the Treasury
Internal Revenue Service

Transfer of Property to a Foreign Partnership
(under section 6038B)

▶ Attach to Form 8865 See Instructions for Form 8865

OMB No 1545-0046

2001

Name of transferor

J N PEW JR CHARITABLE TRUSTS

Identifying number

23-6299309

Name of foreign partnership

Silver Lake Partners Cayman L P

Part I Transfers Reportable Under Section 6038B

N/A

Type of property	(a) Date of transfer	(b) Number of items transferred	(c) Fair market value on date of transfer	(d) Cost or other basis	(e) Section 704(c) allocation method	(f) Gain recognized on transfer	(g) Percentage interest in partnership after transfer
Cash							
Marketable securities							
Inventory							
Tangible property used in trade or business							
Intangible property							
Other property							

Supplemental Information Required To Be Reported (see instructions)

Part II Dispositions Reportable Under Section 6038B

N/A

(a) Type of property	(b) Date of original transfer	(c) Date of disposition	(d) Manner of disposition	(e) Gain recognized by partnership	(f) Depreciation recapture recognized by partnership	(g) Gain allocated to partner	(h) Depreciation recapture allocated to partner

Part III Is any transfer reported on this schedule subject to gain recognition under section 904(f)(3) or section 904(f)(5)(F)?

▶ Yes No



Return of U.S. Persons With Respect to Certain Foreign Partnerships

2001

Department of the Treasury
Internal Revenue Service

▶ Attach to your tax return See separate instructions
Information furnished for the foreign partnership's tax year
(see instructions) beginning 1-1- 2001, and ending 2001

Attachment
Sequence No **118**

Important: All information must be in English All amounts must be in U S dollars unless otherwise indicated

Name of person filing this return J.N. PEW JR CHARITABLE TRUST Filer's identifying number 23-6299309

Filer's address (if you are not filing this form with your tax return) _____
A Category of filer (see Categories of Filers in the instructions and check applicable box(es))
1 2 3 4
B Filer's tax year beginning 1-1-2001 and ending 12-31-2001

C Filer's share of liabilities Nonrecourse \$ _____ Qualified nonrecourse financing \$ _____ Other \$ _____

D If filer is a member of a consolidated group but not the parent, enter the following information about the parent

Name _____ EIN _____
Address _____

E information about certain other partners (see instructions)

(1) Name	(2) Address	(3) Identifying number	(4) Check applicable box(es)		
			Category 1	Category 2	Constructive owner

F1 Name and address of foreign partnership
DOVER STREET IV L P
CEDAR HOUSE, 41 CEDAR AVENUE
HAMILTON HM12, BERMUDA
2 EIN (if any)
04-3456831
3 Country under whose laws organized
BERMUDA

4 Date of organization MARCH 15, 1999
5 Principal place of business BERMUDA
6 Principal business activity code number 523900
7 Principal business activity INVESTMENTS
8 Functional currency and exchange rate (see instr) US DOLLARS

G Provide the following information for the foreign partnership's tax year

1 Name, address and identifying number of agent (if any) in the United States _____
2 Check if the foreign partnership must file
 Form 1042 Form 8804 Form 1065 or 1065-B
Service Center where Form 1065 or 1065-B is filed
PHILADELPHIA
3 Name and address of foreign partnership's agent in country of organization, if any _____
4 Name and address of person(s) with custody of the books and records of the foreign partnership and the location of such books and records if different
HARBOURVEST PARTNERS, LLC
ONE FINANCIAL CENTER, 44TH FLOOR
BOSTON, MA 02111

5 Were any special allocations made by the foreign partnership? Yes No
6 Number of foreign disregarded entities owned by the partnership (attach list) 1
7 How is this partnership classified under the law of the country in which it is organized? LIMITED PARTNERSHIP
8 Did the partnership own any separate units within the meaning of Regulations section 1.1503-2(c)(3) or (4)? Yes No
9 Does this partnership meet both of the following requirements?
• The partnership's total receipts for the tax year were less than \$250,000 and
• The value of the partnership's total assets at the end of the tax year was less than \$600,000 } Yes No
If "Yes," do not complete Schedules L, M-1, and M-2

Sign Here Only If You Are Filing This Form Separately and Not With Your Tax Return
Under penalties of perjury I declare that I have examined this return including accompany schedules and statements and to the best of my knowledge and belief it is true correct and complete Declaration of preparer (other than general partner or limited liability company member) is based on all information of which preparer has any knowledge
Signature of general partner or limited liability company member _____ Date _____

Paid Preparer's Use Only
Preparer's signature _____ Date _____ Check if self-employed Preparer's SSN or PTIN _____
Firm's name (or yours if self-employed) address and ZIP code _____ EIN _____
Phone no _____

**SCHEDULE O
(Form 8865)**

**Transfer of Property to a Foreign Partnership
(under section 6038B)**

OMB No 1545-1668

Department of the Treasury
Internal Revenue Service

▶ Attach to Form 8865 See Instructions for Form 8865

2001

Name of transferor

J. N. PEW JR. CHARITABLE TRUST

Filer's identifying number

23-6299309

Name of foreign partnership

DOVER STREET IV

Part I Transfers Reportable Under Section 6038B

Type of property	(a) Date of transfer	(b) Number of items transferred	(c) Fair market value on date of transfer	(d) Cost or other basis	(e) Section 704(c) allocation method	(f) Gain recognized on transfer	(g) Percentage interest in partnership after transfer
Cash	VARIOUS IN 2001		462,000.				.654800%
Marketable securities							
Inventory							
Tangible property used in trade or business							
Intangible property							
Other property							

Supplemental Information Required To Be Reported (see instructions)

Part II Dispositions Reportable Under Section 6038B

N/A

(a) Type of property	(b) Date of original transfer	(c) Date of disposition	(d) Manner of disposition	(e) Gain recognized by partnership	(f) Depreciation recapture recognized by partnership	(g) Gain allocated to partner	(h) Depreciation recapture allocated to partner

Part III

Is any transfer reported on this schedule subject to gain recognition under section 904(f)(3) or section 904(f)(5)(F)?

▶ Yes No

For Paperwork Reduction Act Notice, see the Instructions for Form 8865

Schedule O (Form 8865) 2001

DOVER STREET IV L.P.
EIN: 04-3456831

FORM 8865
Number 6 ATTACHMENT

Name	Address	EIN
1 Techno VIII Investors LLC	c/o HarbourVest Partners, LLC One Financial Center, 44th Floor Boston, MA 02111	04-3508630

DOVER STREET IV L P.

EIN: 04-3456831

FORM 8865

SCHEDULE A-2 ATTACHMENT

	Name	Address	EIN	Total Ordinary Income/ Loss	Check if Foreign Partnership
1	Altos Ventures II, LP	2882 Sand Hill Road, Suite 100 Menlo Park, CA 94025	94-3338590	N/A	
2	Enterprise Partners IV Associates L P	7979 Ivanhoe Ave , Suite 500 Newport Beach, CA 92660	33-0761557	N/A	
3	Blackstone Offshore Capital Partners III L P	c/o The Blackstone Group, 345 Park Avenue, 14th Floor New York, NY 10154	13-3958252	N/A	X
4	Blackstone CCC Offshore Capital Partners L P	c/o The Blackstone Group, 345 Park Avenue, 14th Floor New York, NY 10154	13-4034417	N/A	X
5	Blackstone FI Offshore Capital Partners (Cayman) L P	c/o The Blackstone Group, 345 Park Avenue, 14th Floor New York, NY 10154	13-4116628	\$ (3,695)	X
6	Blackstone IPCS Offshore Capital Partners L P	c/o The Blackstone Group, 345 Park Avenue, 14th Floor New York, NY 10154	13-4126775	N/A	X
7	Blackstone UTP Offshore Capital Partners L P	c/o The Blackstone Group, 345 Park Avenue, 14th Floor New York, NY 10154	13-4126903	N/A	X
8	Blackstone BC Offshore Capital Partners LP	c/o The Blackstone Group, 345 Park Avenue, 14th Floor New York, NY 10154	13-4041664	\$ (9,379)	X

DOVER STREET IV L.P.
 EIN: 04-3456831

FORM 8865
 SCHEDULE A-2 ATTACHMENT

Name	Address	EIN	Total Ordinary Income/ Loss	Check if Foreign Partnership
9 Blackstone UC Offshore Capital Partners LP	c/o The Blackstone Group, 345 Park Avenue, 14th Floor, New York, NY 10154	13-4095437	\$(46,189)	X
10 Lehman Brothers Offshore Investment Partners II, L P	c/o Lehman Brothers Merchant Banking Partners, Inc , 3 World Financial Center, 18th Floor, New York, NY 10285	N/A	N/A	X
11 Industri Kapital1997 LP	Brettenham House 5 Lancaster Place London, UK WC2E 7EN	Applied For	N/A	X
12 Edelson Technology Partners IV, LP	300 Tice Blvd , Woodcliff Lake, NJ 07675	22-3502346	N/A	
13 Camrian Fund, LLC	201 San Antonio Circle, #235 Mountain View, CA 94040	91-20691010	N/A	
14 Goense Bounds & Partners B, L P	272 East Deer path, Suite 300 Lake Forest, IL 60045	36-4375428	N/A	
15 Innovacom 4 FCRP	23, rue Royale Paris, France 75008	N/A	N/A	X
16 Mobius (formerly SOFTBANK) Technology Venture Advisors Fund V LP	200 W Evelyn St Suite 200, Mountain View, CA 94041	77-0545804	N/A	

DOVER STREET IV L.P.

EIN: 04-3456831

FORM 8865

SCHEDULE A-2 ATTACHMENT

Name	Address	EIN	Total Ordinary Income/ Loss	Check if Foreign Partnership
17 Oak IX Affiliates Fund, L P	One Gorham Island Westport, CT 06880	06-1571899	\$ (49)	
18 Redpoint Technology Partners Q-1, L P	300 Sand Hill Road Bldg 2, Suite 290 Menlo Park, CA 94025	94-3348544	N/A	
19 TL Ventures IV Interfund L P	103 Foulk Road, Suite 202 Wilmington, DE 19803	51-0391210	N/A	
20 TL Ventures V Interfund L P	103 Foulk Road, Suite 202 Wilmington, DE 19803	23-3064638	N/A	
21 TL Ventures V L P	103 Foulk Road, Suite 202 Wilmington, DE 19803	23-3051374	N/A	
U S Venture Partners Entrepreneur 22 Partners VII-A, L P	2735 Sand Hill Road Menlo Park, CA 94025	94-3360544	N/A	
23 WorldView Strategic Partners III, L P	435 Tasso Street, Suite 120 Palo Alto, CA 94301	77-0529666	N/A	
24 YankeeTek Incubator Fund, L P	One Memorial Drive Cambridge, MA 02142	04-3510776	N/A	

Form **8865**

Return of U.S. Persons With Respect to Certain Foreign Partnerships

OMB No 1545 1668

2001

Department of the Treasury
Internal Revenue Service

▶ Attach to your tax return See separate instructions
Information furnished for the foreign partnership's tax year
(see instructions) beginning 1-1, 2000, and ending 12-31 2001

Attachment
Sequence No **118**

Important All information must be in English All amounts must be in U.S. dollars unless otherwise indicated

Name of person filing this return J.N. REW JR CHARITABLE TRUST Identifying number 23-6299309

Filer's address (if you are not filing this form with your tax return) _____
A Category of filer (see Categories of Filers in the instructions and check applicable box(es))
1 2 3 4
B Filer's tax year beginning 1 1 and ending 12 31, 01

C Filer's share of liabilities Nonrecourse \$ -0- Qualified nonrecourse financing \$ -0- Other \$ -0-

D If filer is a member of a consolidated group but not the parent, enter the following information about the parent
Name _____ EIN _____
Address _____

E Information about certain other partners (see instructions)					
(1) Name	(2) Address	(3) Identifying number	(4) Check applicable box(es)		
			Category 1	Category 2	Constructive owner
N/A					

F1 Name and address of foreign partnership
BLACKSTONE FI CAPITAL PARTNERS (CAYMAN), L.P.
345 PARK AVENUE
NEW YORK, NY 10154
2 EIN (if any) 13-4116626
3 Country under whose laws organized
CAYMAN ISLANDS

4 Date of organization 5/1/2000 5 Principal place of business CAYMAN ISLANDS 6 Principal business activity code number 523900 7 Principal business activity INVESTMENTS 8 Functional currency and exchange rate (see instr) U.S.

G Provide the following information for the foreign partnership's tax year
1 Name, address, and identifying number of agent (if any) in the United States
WALKER, WALKER HOUSE
MARY STREET, GEORGETOWN, P.O. BOX 2656T
GRANT CAYMAN, CAYMAN ISLAND
2 Check if the foreign partnership must file
 Form 1042 Form 8804 Form 1065 or 1065-B
Service Center where Form 1065 or 1065 B is filed
3 Name and address of foreign partnership's agent in country of organization if any
NONE
4 Name and address of person(s) with custody of the books and records of the foreign partnership and the location of such books and records if different
BLACKSTONE MANAGEMENT ASSOCIATES (CAYMAN) III L.P.
C/O THE BLACKSTONE GROUP
345 PARK AVENUE
NEW YORK, NY 10154

5 Were any special allocations made by the foreign partnership? ▶ Yes No
6 Number of foreign disregarded entities owned by the partnership (attach list) ▶ NONE
7 How is this partnership classified under the law of the country in which it is organized? ▶ CAYMAN ISLANDS EXEMPTED L.P.
8 Did the partnership own any separate units within the meaning of Regulations section 1.1503-2(c)(3) or (4)? ▶ Yes No
9 Does this partnership meet both of the following requirements?
• The partnership's total receipts for the tax year were less than \$250,000 and
• The value of the partnership's total assets at the end of the tax year was less than \$600,000 } ▶ Yes No
If "Yes" do not complete Schedules L, M-1, and M-2

Sign Here Only if You Are Filing This Form Separately and Not With Your Tax Return
Under penalties of perjury I declare that I have examined this return, including accompanying schedules and statements, and to the best of my knowledge and belief it is true, correct, and complete. Declaration of preparer (other than general partner or limited liability company member) is based on all information of which preparer has any knowledge.
Signature of general partner or limited liability company member _____ Date _____

Paid Preparer's Use Only
Preparer's signature _____ Date _____ Check if self employed Preparer's SSN or PTIN _____
Firm's name (or yours if self employed) address and ZIP code _____ EIN _____
Phone no. () _____

SCHEDULE O
(Form 8865)

Transfer of Property to a Foreign Partnership
(under section 6038B)

OMB No 1545-1668

2001

Department of the Treasury
Internal Revenue Service

▶ Attach to Form 8865 See Instructions for Form 8865

Name of transferor: J.N. PEW JR. CHARITABLE TRUSTS Identifying number: 23-6299309
 Name of foreign partnership: BLACKSTONE FI CAPITAL PARTNERS (CAYMAN) L.P.

Part I Transfers Reportable Under Section 6038B

Type of property	(a) Date of transfer	(b) Number of items transferred	(c) Fair market value on date of transfer	(d) Cost or other basis	(e) Section 704(c) allocation method	(f) Gain recognized on transfer	(g) Percentage interest in partnership after transfer
Cash	VARIOUS		54,177				LESS THAN 1%
Marketable securities							
Inventory							
Tangible property used in trade or business							
Intangible property							
Other property							

Supplemental Information Required To Be Reported (see instructions)

Part II Dispositions Reportable Under Section 6038B

N/A

(a) Type of property	(b) Date of original transfer	(c) Date of disposition	(d) Manner of disposition	(e) Gain recognized by partnership	(f) Depreciation recapture recognized by partnership	(g) Gain allocated to partner	(h) Depreciation recapture allocated to partner

Part III Is any transfer reported on this schedule subject to gain recognition under section 904(f)(3) or section 904(f)(5)(F)? Yes No



Form **8865**

Return of U.S. Persons With Respect to Certain Foreign Partnerships

OMB No 1545-1668

2001

Department of the Treasury
Internal Revenue Service

▶ Attach to your tax return See separate instructions
Information furnished for the foreign partnership's tax year
(see instructions) beginning 1-1, 2001 and ending 12-31 2001

Attachment Sequence No **118**

Important: All information must be in English All amounts must be in US dollars unless otherwise indicated

Name of person filing this return J.N PEW JR CHARITABLE TRUST Identifying number 23-6299309

Filer's address (if you are not filing this form with your tax return)

A Category of filer (see Categories of Filers in the instructions and check applicable box(es))

1 2 3 4

B Filer's tax year beginning 1 1, and ending 12 31, 01

C Filer's share of liabilities Nonrecourse \$ -0- Qualified nonrecourse financing \$ -0- Other \$ -0-

D If filer is a member of a consolidated group but not the parent, enter the following information about the parent

Name _____ EIN _____
Address _____

E Information about certain other partners (see instructions)

(1) Name	(2) Address	(3) Identifying number	(4) Check applicable box(es)		
			Category 1	Category 2	Constructive owner
N/A					

F1 Name and address of foreign partnership
BLACKSTONE FICAPITAL PARTNERS (CAYMAN), L.P.
345 PARK AVENUE
NEW YORK, NY 10154
2 EIN (if any)
13-4130013
3 Country under whose laws organized
CAYMAN ISLANDS

4 Date of organization 5/1/2000 5 Principal place of business CAYMAN ISLANDS 6 Principal business activity code number 523900 7 Principal business activity INVESTMENT 8 Functional currency and exchange rate (see instr) U.S.

G Provide the following information for the foreign partnership's tax year

1 Name, address, and identifying number of agent (if any) in the United States
WALKER, WALKER HOUSE
MARY STREET, GEORGETOWN, P.O. BOX 2656T
GRANT CAYMAN, CAYMAN ISLAND
2 Check if the foreign partnership must file
 Form 1042 Form 8804 Form 1065 or 1065-B
Service Center where Form 1065 or 1065 B is filed

3 Name and address of foreign partnership's agent in country of organization if any
NONE
4 Name and address of person(s) with custody of the books and records of the foreign partnership and the location of such books and records, if different
BLACKSTONE MANAGEMENT ASSOCIATES (CAYMAN) III L.P.
C/O THE BLACKSTONE GROUP
345 PARK AVENUE
NEW YORK, NY 10154

- 5 Were any special allocations made by the foreign partnership? ▶ Yes No
- 6 Number of foreign disregarded entities owned by the partnership (attach list) ▶ NONE
- 7 How is this partnership classified under the law of the country in which it is organized? ▶ CAYMAN ISLANDS EXEMPTED L.P.
- 8 Did the partnership own any separate units within the meaning of Regulations section 1.1503-2(c)(3) or (4)? ▶ Yes No
- 9 Does this partnership meet both of the following requirements?
 - The partnership's total receipts for the tax year were less than \$250,000 and
 - The value of the partnership's total assets at the end of the tax year was less than \$600,000
▶ Yes No
If "Yes" do not complete Schedules L, M-1, and M-2

Sign Here Only if You Are Filing This Form Separately and Not With Your Tax Return

Under penalties of perjury I declare that I have examined this return including accompanying schedules and statements and to the best of my knowledge and belief it is true, correct, and complete. Declaration of preparer (other than general partner or limited liability company member) is based on all information of which preparer has any knowledge.

Signature of general partner or limited liability company member _____ Date _____

Paid Preparer's Use Only

Preparer's signature _____ Date _____ Check if self employed Preparer's SSN or PTIN _____
Firm's name (or yours if self employed) address and ZIP code _____ EIN _____
Phone no () _____

SCHEDULE O
(Form 8865)

Transfer of Property to a Foreign Partnership
(under section 6038B)

OMB No 1545 1668

2001

Department of the Treasury
Internal Revenue Service

▶ Attach to Form 8865 See Instructions for Form 8865

Name of transferor

J.N. PEW JR CHARITABLE TRUST

Identifying number

23-6299309

Name of foreign partnership

BLACK STONE FI2 CAPITAL PARTNERS (CAYMAN) L.P.

Part I Transfers Reportable Under Section 6038B

Type of property	(a) Date of transfer	(b) Number of items transferred	(c) Fair market value on date of transfer	(d) Cost or other basis	(e) Section 704(c) allocation method	(f) Gain recognized on transfer	(g) Percentage interest in partnership after transfer
Cash	<u>VARIOUS</u>		<u>11,000.</u>				<u>LESS THAN 1%</u>
Marketable securities							
Inventory							
Tangible property used in trade or business							
Intangible property							
Other property							

Supplemental Information Required To Be Reported (see instructions)

Part II Dispositions Reportable Under Section 6038B

N/A

(a) Type of property	(b) Date of original transfer	(c) Date of disposition	(d) Manner of disposition	(e) Gain recognized by partnership	(f) Depreciation recapture recognized by partnership	(g) Gain allocated to partner	(h) Depreciation recapture allocated to partner

Part III Is any transfer reported on this schedule subject to gain recognition under section 904(f)(3) or section 904(f)(5)(F)?

▶ Yes No



Return of U.S. Persons With Respect to Certain Foreign Partnerships

2001

Department of the Treasury
Internal Revenue Service

▶ Attach to your tax return See separate instructions
Information furnished for the foreign partnership's tax year
(see instructions) beginning 1-1, 2001, and ending 12-31, 2001

Attachment Sequence No **118**

Important. All information must be in English All amounts must be in U.S. dollars unless otherwise indicated

Name of person filing this return J.N. PEW JR. CHARITABLE TRUSTS Filer's identifying number 03-6299309

Filer's address (if you are not filing this form with your tax return) _____
A Category of filer (see Categories of Filers in the instructions and check applicable box(es))
1 2 3 4

B Filer's tax year beginning 1-1 2001 and ending 12-31 2001

C Filer's share of liabilities Nonrecourse \$ NONE Qualified nonrecourse financing \$ NONE Other \$ NONE

D If filer is a member of a consolidated group but not the parent enter the following information about the parent
Name _____ EIN _____
Address _____

E Information about certain other partners (see instructions)					
(1) Name	(2) Address	(3) Identifying number	(4) Check applicable box(es)		
			Category 1	Category 2	Constructive owner

F1 Name and address of foreign partnership
DLJMB OVERSEAS PARTNERS III, C.V
C/O JOHN B. GORSIRAWEG 14
WILLEMSTAD, CURACAO
NETHERLANDS, ANTILLES
2 EIN (if any) 98-0231603
3 Country under whose laws organized NETHERLANDS, ANTILLES

4 Date of organization 9/15/00 5 Principal place of business NETHERLANDS, ANTILLES 6 Principal business activity code number 523900 7 Principal business activity INVESTMENTS 8 Functional currency and exchange rate (see instr) US DOLLAR

G Provide the following information for the foreign partnership's tax year

1 Name, address, and identifying number of agent (if any) in the United States
NOT APPLICABLE
2 Check if the foreign partnership must file
 Form 1042 Form 8804 Form 1065 or 1065-B
Service Center where Form 1065 or 1065-B is filed
PHILADELPHIA, PA 19255-0011

3 Name and address of foreign partnership's agent in country of organization if any
NOT APPLICABLE
4 Name and address of person(s) with custody of the books and records of the foreign partnership and the location of such books and records, if different
DLJ MERCHANT BANKING III, L.P.
ELEVEN MADISON AVENUE, 13TH FLOOR
NEW YORK, NY 10010 UNITED STATES

5 Were any special allocations made by the foreign partnership? ▶ Yes No
6 Number of foreign disregarded entities owned by the partnership (attach list) ▶ NONE
7 How is this partnership classified under the law of the country in which it is organized? ▶ LIMITED PARTNERSHIP
8 Did the partnership own any separate units within the meaning of Regulations section 1.1503-2(c)(3) or (4)? ▶ Yes No
9 Does this partnership meet both of the following requirements?
• The partnership's total receipts for the tax year were less than \$250,000 and
• The value of the partnership's total assets at the end of the tax year was less than \$600,000 } ▶ Yes No
If "Yes" do not complete Schedules L, M-1, and M-2

Sign Here Only if You Are Filing This Form Separately and Not With Your Tax Return
Under penalties of perjury I declare that I have examined this return including accompanying schedules and statements and to the best of my knowledge and belief it is true correct, and complete Declaration of preparer (other than general partner or limited liability company member) is based on all information of which preparer has any knowledge

Signature of general partner or limited liability company member _____ Date _____

Paid Preparer's Use Only
Preparer's signature _____ Date _____ Check if self employed Preparer's SSN or PTIN _____
Firm's name (or yours if self employed) address and ZIP code _____ EIN _____
Phone no () _____

Schedule A

Constructive Ownership of Partnership Interest. Check the boxes that apply to the filer. If you check box **b**, enter the name, address, and U S taxpayer identifying number (if any) of the person(s) whose interest you constructively own. See instructions.

a Owns a direct interest

b Owns a constructive interest

Name	Address	Identifying number (if any)	Check if foreign person	Check if direct partner

Schedule A-1 Certain Partners of Foreign Partnership (see instructions)

Name	Address	Identifying number (if any)	Check if foreign person
NOT APPLICABLE - PARTNER OWNED LESS THAN 10% AND TRANSFERRED SOLEY CASH			

Does the partnership have any other foreign person as a direct partner? Yes No

Schedule A-2

Affiliation Schedule List all partnerships (foreign or domestic) in which the foreign partnership owns a direct interest or indirectly owns a 10% interest.

Name	Address	EIN (if any)	Total ordinary income or loss	Check if foreign partnership
DLJMB OVERSEAS PARTNERS III, C.V.	DOES NOT OWN A DIRECT OR INDIRECT	10% INTEREST IN ANY		
OTHER US OR NON-US PARTNERSHIP.				

Schedule B Income Statement—Trade or Business Income

Caution Include **only** trade or business income and expenses on lines 1a through 22 below. See the instructions for more information.

Income	1a	Gross receipts or sales				
	1b	Less returns and allowances			1c	
	2	Cost of goods sold			2	
	3	Gross profit Subtract line 2 from line 1c			3	
	4	Ordinary income (loss) from other partnerships, estates, and trusts (attach schedule)			4	
	5	Net farm profit (loss) (attach Schedule F (Form 1040))			5	
	6	Net gain (loss) from Form 4797, Part II, line 18			6	
	7	Other income (loss) (attach schedule)			7	
8	Total income (loss) Combine lines 3 through 7			8		
Deductions (see page 8 of the instructions for limitations)	9	Salaries and wages (other than to partners) (less employment credits)			9	
	10	Guaranteed payments to partners			10	
	11	Repairs and maintenance			11	
	12	Bad debts			12	
	13	Rent			13	
	14	Taxes and licenses			14	
	15	Interest			15	
	16a	Depreciation (if required, attach Form 4562)				
	16b	Less depreciation reported on Schedule A and elsewhere on return			16c	
	17	Depletion (Do not deduct oil and gas depletion)			17	
	18	Retirement plans, etc			18	
	19	Employee benefit programs			19	
	20	Other deductions (attach schedule)			20	
	21	Total deductions Add the amounts shown in the far right column for lines 9 through 20			21	
22	Ordinary income (loss) from trade or business activities Subtract line 21 from line 8			22		

SCHEDULE O
(Form 8865)

Transfer of Property to a Foreign Partnership
(under section 6038B)

OMB No 1545-1668

2001

Department of the Treasury
Internal Revenue Service

▶ Attach to Form 8865 See Instructions for Form 8865

Name of transferor

J.N. PEW JR. CHARITABLE TRUSTS

Filer's identifying number

23-6299309

Name of foreign partnership

DLJMB OVERSEAS PARTNERS III, C.V.

Part I Transfers Reportable Under Section 6038B

Type of property	(a) Date of transfer	(b) Number of items transferred	(c) Fair market value on date of transfer	(d) Cost or other basis	(e) Section 704(c) allocation method	(f) Gain recognized on transfer	(g) Percentage interest in partnership after transfer
Cash	VARIOUS IN 2001		102,955				LESS THAN 1%
Marketable securities							
Inventory							
Tangible property used in trade or business							
Intangible property							
Other property							

Supplemental Information Required To Be Reported (see instructions)

Part II Dispositions Reportable Under Section 6038B NOT APPLICABLE

(a) Type of property	(b) Date of original transfer	(c) Date of disposition	(d) Manner of disposition	(e) Gain recognized by partnership	(f) Depreciation recapture recognized by partnership	(g) Gain allocated to partner	(h) Depreciation recapture allocated to partner

Part III Is any transfer reported on this schedule subject to gain recognition under section 904(f)(3) or section 904(f)(5)(F)? Yes No



Return of U.S. Persons With Respect to Certain Foreign Partnerships

2001

Department of the Treasury
Internal Revenue Service

▶ Attach to your tax return See separate instructions
Information furnished for the foreign partnership's tax year
(see instructions) beginning 2001 and ending 20

Attachment
Sequence No **118**

Important All information must be in English All amounts must be in U S dollars unless otherwise indicated

Name of person filing this return **J.N. PEW JR. CHARITABLE TRUST** Filer's identifying number **23-6299309**

Filer's address (if you are not filing this form with your tax return)
A Category of filer (see Categories of Filers in the instructions and check applicable box(es))
1 2 3 4
B Filer's tax year beginning 20 and ending 20

C Filer's share of liabilities Nonrecourse \$ Qualified nonrecourse financing \$ Other \$

D If filer is a member of a consolidated group but not the parent, enter the following information about the parent
Name EIN
Address

E Information about certain other partners (see instructions)					
(1) Name	(2) Address	(3) Identifying number	(4) Check applicable box(es)		
			Category 1	Category 2	Constructive owner

F1 Name and address of foreign partnership 2 EIN (if any)
3 Country under whose laws organized
CAYMAN ISLANDS

4 Date of organization 5 Principal place of business 6 Principal business activity code number 7 Principal business activity 8 Functional currency and exchange rate (see instr)
3/7/2000 CAYMAN ISLANDS 523900 INVESTMENTS USD

G Provide the following information for the foreign partnership's tax year
1 Name address, and identifying number of agent (if any) in the United States
**EASTPOINTE MANAGEMENT, LLC
330 OLD COUNTRY ROAD, SUITE 204
MINEOLA, NY 11501**
2 Check if the foreign partnership must file
 Form 1042 Form 8804 Form 1065 or 1065-B
Service Center where Form 1065 or 1065-B is filed
3 Name and address of foreign partnership's agent in country of organization if any
NONE
4 Name and address of person(s) with custody of the books and records of the foreign partnership and the location of such books and records, if different
NONE

5 Were any special allocations made by the foreign partnership? ▶ Yes No
6 Number of foreign disregarded entities owned by the partnership (attach list) ▶ **NONE**
7 How is this partnership classified under the law of the country in which it is organized? ▶ **EXEMPTED LIMITED PARTNERSHIP**
8 Did the partnership own any separate units within the meaning of Regulations section 1.1503-2(c)(3) or (4)? ▶ Yes No N/A
9 Does this partnership meet both of the following requirements? N/A
• The partnership's total receipts for the tax year were less than \$250,000 and
• The value of the partnership's total assets at the end of the tax year was less than \$600,000 } ▶ Yes No N/A
If Yes - do not complete Schedules L, M-1, and M-2

Sign Here Only if You Are Filing This Form Separately and Not With Your Tax Return
Under penalties of perjury I declare that I have examined this return including accompanying schedules and statements and to the best of my knowledge and belief, it is true correct and complete Declaration of preparer (other than general partner or limited liability company member) is based on all information of which preparer has any knowledge
Signature of general partner or limited liability company member Date

Paid Preparer's Use Only
Preparer's signature Date Check if self-employed Preparer's SSN or PTIN
Firm's name (or yours if self-employed) address and ZIP code EIN
Phone no ()

Schedule A **Constructive Ownership of Partnership Interest.** Check the boxes that apply to the filer. If you check box **b**, enter the name, address, and U S taxpayer identifying number (if any) of the person(s) whose interest you constructively own. See instructions.

a Owns a direct interest

b Owns a constructive interest

Name	Address	Identifying number (if any)	Check if foreign person	Check if direct partner

Schedule A-1 **Certain Partners of Foreign Partnership** (see instructions)

Name	Address	Identifying number (if any)	Check if foreign person
SEE SCHEDULE ATTACHED			

Does the partnership have any other foreign person as a direct partner? Yes No

Schedule A-2 **Affiliation Schedule.** List all partnerships (foreign or domestic) in which the foreign partnership owns a direct interest or indirectly owns a 10% interest.

Name	Address	EIN (if any)	Total ordinary income or loss	Check if foreign partnership
N/A	N/A	N/A	N/A	N/A

Schedule B **Income Statement—Trade or Business Income**

Caution Include only trade or business income and expenses on lines 1a through 22 below. See the instructions for more information.

Income	1a Gross receipts or sales	1a			
	b Less returns and allowances	1b			1c
	2 Cost of goods sold				2
	3 Gross profit Subtract line 2 from line 1c				3
	4 Ordinary income (loss) from other partnerships, estates, and trusts (attach schedule)				4
	5 Net farm profit (loss) (attach Schedule F (Form 1040))				5
	6 Net gain (loss) from Form 4797, Part II, line 18				6
	7 Other income (loss) (attach schedule)				7
8 Total income (loss) Combine lines 3 through 7				8	
Deductions (see page 8 of the instructions for limitations)	9 Salaries and wages (other than to partners) (less employment credits)				9
	10 Guaranteed payments to partners				10
	11 Repairs and maintenance				11
	12 Bad debts				12
	13 Rent				13
	14 Taxes and licenses				14
	15 Interest				15
	16a Depreciation (if required, attach Form 4562)	16a			
	b Less depreciation reported on Schedule A and elsewhere on return	16b			16c
	17 Depletion (Do not deduct oil and gas depletion)				17
	18 Retirement plans, etc				18
	19 Employee benefit programs				19
	20 Other deductions (attach schedule)				20
	21 Total deductions Add the amounts shown in the far right column for lines 9 through 20				21
22 Ordinary income (loss) from trade or business activities Subtract line 21 from line 8				22	

RESOURCE CAPITAL FUND II, L P
ATTACHMENTS TO SCHEDULE K-1

Partner Name
Partner ID#

J. N. PEW JR. CHARITABLE TRUST
23-6299309

Pursuant to Internal Revenue Code Regulation Section 1.6083-3, you have qualified as a Category 3 filer with respect to Form 8865, Return of US Persons With Respect to Certain Foreign Partnerships

You are a Category 3 filer either because you have a greater than 10% interest in the above foreign partnership, or because your contribution for the current year has exceeded \$100,000 You own a direct interest in the above foreign partnership

As a Category 3 filer, you are required to complete the Identifying Information on page 1, Schedule A, Schedule A-1 (for partners with a greater than 10% interest only), Schedule A-2, and Schedule O on Form 8865

The following is the information necessary complete the Identifying Information on page 1

Line F3	Cayman Islands	Line G2	Form 1065 - Philadelphia
Line F4	3/7/2000	Line G3/G4	NONE
Line F5	Cayman Islands	Line G5	NO
Line F6	523900	Line G6	NONE
Line F7	Investments	Line G7	Exempted Limited Partnership
Line F8	USD	Line G8/G9	N/A
Line G1	Eastpointe Management, LLC 330 Old Country Road, Suite 204 Mineola, NY 11501		

In order to complete Schedule A-1, the following is a list of partners whose interest exceeds 10%

<u>Name & Address</u>	<u>EIN</u>	<u>Foreign (Y/N)</u>
Limit & Co (Hall) Chinquapin Trust Company P O Box 419580, MD 323 Kansas City, MO 64141	43-1265385	N
Okabena Partnership J 5140 Norwest Center 90 South Seventh Street Minneapolis, MN 55402-4139	41-1636022	N
Private Advisors Small Company Buyout Fund, LP 1801 Bayberry Court, Suite 303 Richmond, VA 23226	54-2025625	N

In order to complete Schedule A-2, the following is a list of partnerships in which the above foreign partnership owns a direct or indirect interest

<u>Name & Address</u>	<u>EIN</u>	<u>Ordinary Income/(Loss</u>	<u>Foreign (Y/N)</u>
N/A	N/A	N/A	N/A

**SCHEDULE O
(Form 8865)**

**Transfer of Property to a Foreign Partnership
(under section 6038B)**

OMB No 1545 1668

2001

Department of the Treasury
Internal Revenue Service

▶ Attach to Form 8865 See Instructions for Form 8865

Name of transferor: J.N. PEW JR. CHARITABLE TRUST Filer's identifying number: 23-6299309
 Name of foreign partnership: Resource Capital Fund II L.P.

Part I Transfers Reportable Under Section 6038B

Type of property	(a) Date of transfer	(b) Number of items transferred	(c) Fair market value on date of transfer	(d) Cost or other basis	(e) Section 704(c) allocation method	(f) Gain recognized on transfer	(g) Percentage interest in partnership after transfer
Cash	<u>Various in 2001</u>		<u>35,919.</u>				<u>Less Than 1%</u>
Marketable securities							
Inventory							
Tangible property used in trade or business							
Intangible property							
Other property							

Supplemental Information Required To Be Reported (see instructions)

Part II Dispositions Reportable Under Section 6038B

N/A

(a) Type of property	(b) Date of original transfer	(c) Date of disposition	(d) Manner of disposition	(e) Gain recognized by partnership	(f) Depreciation recapture recognized by partnership	(g) Gain allocated to partner	(h) Depreciation recapture allocated to partner

Part III Is any transfer reported on this schedule subject to gain recognition under section 904(f)(3) or section 904(f)(5)(F)? Yes No



WESTBROOK REAL ESTATE FUND II, LP
EIN 13-3929552

The taxpayer is required to file Form 8865 with respect to TCI Ventures, Ltd and Leonardo T K , which are both foreign partnership, because of the constructive ownership rules of IRC Section 554(a)(2) Pursuant to Regulation Section 1.6046A, Form 8865 is being filed on behalf of the foreign partnerships. Form 8865 for TCI Ventures, Ltd will be included in the Westbrook Allegro, LLC Form 1065 for the year ended December 31, 2001, which will be filed by October 15, 2002 with the Ogden, UT service center Form 8865 for Leonardo T K will be included in the Westbrook Real Estate Fund II, LP Form 1065 for the year ended December 31, 2001, which will be filed by October 15, 2002 with the Ogden, UT service center

FORM 8865 WAS
FILED AT THE PARTNERSHIP LEVEL.

WESTBROOK REAL ESTATE FUND II

EIN 13-3929552

A copy of Form 5471 was filed on your behalf by the partnership with respect to the partnership's interest in California Funding Corp , Allegro Resorts Corp , and Carnegie Club, all foreign corporations. You are required to attach a statement to your tax return for 2001 indicating that this Form 5471 was filed on you behalf. Following is sample language that you may use in that statement.

“The taxpayer was required to file Form 5471 with respect to California Funding Corp , Allegro Resorts Corp , and Carnegie Club, all foreign corporations, because of the constructive ownership rules of IRC Section 554(a)(2). Pursuant to Regulation Section 1.6038-2(j), Form 5471 was filed on the foreign corporation. Form 5471 will be included in Westbrook Real Estate Fund II, LP's Form 1065 for the year ended December 31, 2001, which will be filed by October 15, 2002 with the Ogden, UT service center. This information is provided in accordance with Regulation Section 1.6038-2(j)(3).”

Please consult your tax advisor regarding your filing requirements.

WESTBROOK REAL ESTATE FUND III, L P

EIN 13-4009464

A copy of Form 5471 will be filed on your behalf by the partnership with respect to the partnership's interest in CI Capital Corporation, Sky Trend Investments, Ltd , Pacific Century Residential One TMK, Pacific Century Estate YK, and Kamtoon Investments, Ltd , which are all foreign corporations. You are required to attach a statement to your tax return for 2001 indicating that this Form 5471 will be filed on your behalf. Following is sample language that you may use in that statement.

“The taxpayer was required to file Form 5471 with respect to CI Capital Corporation, Sky Trend Investments, Ltd , Pacific Century Residential One TMK, Pacific Century Estate YK, and Kamtoon Investments, Ltd , which are all foreign corporations, because of the constructive ownership rules of IRC Section 554(a)(2). Pursuant to Regulation Section 1.6038-2(j), Forms 5471 will be filed on the foreign corporation. Form 5471 for CI Capital Corporation will be included in Westbrook Real Estate Fund III, LP's Form 1065 for the year ended December 31, 2001, which will be filed on or before April 15, 2002 with the Ogden, UT Service Center. Forms 5471 for Sky Trend Investments, Ltd , Pacific Century Residential One TMK, Pacific Century Estate YK, and Kamtoon Investments, Ltd will be included in Pacific Century Japan Residential Property, LLC's Form 1065 for the year ended December 31, 2001, which will be filed on or before April 16, 2002 with the Ogden, UT Service Center. This information is provided in accordance with Regulation Section 1.6038-2(j)(3).”

Please consult your tax advisor regarding your filing requirements.

WESTBROOK REAL ESTATE FUND IV, L P

EIN 13-4131512

A copy of Form 5471 will be filed on your behalf by the respective underlying partnerships with respect to the partnership's interests in Yuhwa Development Co , Ltd , Myungdong Development Co , Ltd , Bruton Topco Limited, WB-HX (Newbury) Ltd , WB-HX (Newbury) No 1 Ltd, WB-HX (Newbury) No 2 Ltd , Evelyn Road Development Company PTE Ltd , and Blue Seas Co , Ltd , all foreign corporations You are required to attach a statement to your tax return for 2001 indicating that Form 5471 will be filed on your behalf Following is sample language that you may use in that statement

"The taxpayer was required to file Form 5471 with respect to foreign corporations, Yuhwa Development Co , Ltd , Myungdong Development Co , Ltd , Bruton Topco Limited, WB-HX (Newbury) Ltd , Evelyn Road Development Company PTE Ltd , and Blue Seas Co , Ltd because of the constructive ownership rules of IRC Section 554(a)(2) Pursuant to Regulation Section 1.6038-2(j), Form 5471 will be filed for each of the foreign corporations Form 5471 will be included respectively in Yuhwa Investors, LLC's, Saehan Investors, LLC's, and Ryuwa Investors, LLC's tax return for the year ended December 31, 2001, which will be filed on or before April 16, 2002 with the Ogden, UT service center This information is provided in accordance with Regulation Section 1.6038-2(j)(3) "

Please consult your tax advisor regarding your filing requirements

**J.N. PEW Jr., Trust
23-6299309**

Tax Year Ended December 31, 2001

Statement Pursuant to Reg. Sec. 1.6038-2(j)(3)

The taxpayer hereby states that it complied with the filing requirements under Reg §1 6038-2, with respect to Forms 5471, the "Information Return of U S Persons With Respect to Certain Foreign Corporations " The taxpayer is excepted from filing Forms 5471 under Reg §1 6038-2(j)(2) as the required information was filed on the taxpayer's behalf pursuant to Reg § 1 6038-2(j) The following taxpayer filed Forms 5471 on behalf of the above taxpayer

**Walton Street Real Estate Fund II, L P
36-4208917
900 North Michigan Avenue – Suite 1900
Chicago, IL 60611**

Walton Street Real Estate Fund II, L P , U.S A. filed Form 1065, "U S. Partnership Return of Income," with the Forms 5471 attached with the Internal Revenue Service Center in Utah, and filed a separate copy of Form 5471 with the Internal Revenue Service Center located in Philadelphia, Pennsylvania.

J. N. PEW JR CHARITABLE TRUST
ACCOUNT #0049-03-1/3
EIN: 23-6299309
TAX YEAR ENDING 12/31/01

**ATTACHMENTS PAGE 1 FORM 990-PF
PART I ANALYSIS OF REVENUE AND EXPENSES**

REVENUE:

LINE 11	OTHER INCOME		1,216,303
	- PARTNERSHIP INCOME		

EXPENSES:

LINE 16c	OTHER PROFESSIONAL FEES		3,775
	- NICHOLAS APPLGATE - INVESTMENT MANAGEMENT FEE		

LINE 18	TAXES		43,739
	- 2001 EXCISE TAX PAYMENTS	158,500	
	- LESS 1999 TAX REFUNDS	<u>114,761</u>	

LINE 23	OTHER EXPENSES		1,445,027
	- GENERAL AND ADMINISTRATIVE EXPENSES OF THE PEW CHARITABLE TRUSTS DIVISION OF GLENMEDE TRUST COMPANY THESE GENERAL AND ADMINISTRATIVE EXPENSES INCLUDE, BUT ARE NOT LIMITED TO, J N PEW JR CHARITABLE TRUST'S ALLOCATED PORTION OF SALARIES, WAGES, PENSION PLANS AND EMPLOYEE BENEFITS PAID TO GLENMEDE TRUST COMPANY EMPLOYEES WORKING EXCLUSIVELY ON BEHALF OF THE PEW CHARITABLE TRUSTS THEY DO NOT INCLUDE AMOUNTS REFLECTED ON LINES 13 AND 15 OF FORM 990-PF		

CONTRIBUTIONS.

LINE 25	CONTRIBUTIONS, GIFTS, GRANTS PAID		13,053,161
	- 2001 CONTRIBUTIONS PAID PER PART XV, PAGE 10	13,086,900	
	- LESS PRIOR YEAR RETURNED CONTRIBUTIONS	<u>33,739</u>	

	TAX COST	MARKET VALUE	CURR YIELD	% OF TOTAL	% OF CATEGORY	EST ANNUAL INCOME
CASH & RESERVES	4,255,675	4,255,675	2.16	1.50	100.00	91,823
FIXED INCOME						
U.S. GOVERNMENT OBLIGATIONS	16,238,374	17,738,803	4.46	6.27	32.73	790,663
U.S. GOVERNMENT MUTUAL FUNDS	4,210,166	4,124,257	6.19	1.46	7.61	255,405
U.S. GOVERNMENT AGENCIES	3,581,486	3,653,161	5.53	1.29	6.74	202,000
FINANCE MISCELLANEOUS	1,086,950	1,085,930	7.37	0.38	2.00	80,000
CORPORATE BONDS - INDUSTRIAL	3,947,230	4,051,336	5.37	1.43	7.47	217,500
CORPORATE BONDS - FINANCE	5,540,788	5,704,686	6.11	2.02	10.52	348,439
CORPORATE BONDS - UTILITIES	2,920,562	2,280,836	17.59	0.81	4.21	401,167
OTHER TAXABLE BOND MUTUAL FUNDS	3,005,866	2,876,779	9.08	1.02	5.31	261,246
MORTGAGE BACKED SECURITIES	12,286,398	12,687,359	7.11	4.49	23.41	901,775
FIXED INCOME TOTAL	4,255,675	4,255,675	2.16	1.50	100.00	91,823
EQUITIES						
FIXED INCOME TOTAL	52,817,820	54,203,147	6.38	19.16	100.00	3,458,195
BASIC INDUSTRIES	5,125,932	5,457,619	1.37	1.93	3.55	74,702
COMMUNICATION SERVICES	2,970,671	2,621,386	2.50	0.93	1.70	65,469
CONSUMER DISCRETIONARY	5,765,337	6,478,977	0.51	2.29	4.21	33,315
CONSUMER STAPLES	3,570,013	3,724,306	1.83	1.32	2.42	68,179
ENERGY	3,080,444	3,239,202	1.90	1.15	2.10	61,605
FINANCIALS	9,128,018	9,722,596	1.58	3.44	6.32	153,974
HEALTH CARE	5,770,464	6,036,269	0.73	2.13	3.92	43,877
REITS	6,936,657	7,505,134	0.60	2.65	4.87	44,749
TECHNOLOGY	8,020,288	7,080,764	0.18	2.50	4.60	13,062
UTILITIES	1,945,479	2,066,989	3.75	0.73	1.34	77,606
U.S. MUTUAL FUNDS	54,880,303	48,812,846	0.55	17.26	31.71	266,601
INTERNATIONAL MUTUAL FUNDS	51,654,159	51,205,968	2.21	18.11	33.26	1,131,268
EQUITIES TOTAL	158,847,765	153,952,056	1.32	54.43	100.00	2,034,407
OTHER						
PREFERRED STOCK	110,000	126,060	6.33	0.04	0.18	7,975
CONVERTIBLE PREFERRED STOCK	8,965,444	9,160,022	0.00	3.24	13.00	0
OTHER ASSETS	60,787,440	61,155,844	0.00	21.62	86.82	0

GLENMEDE

THE J N PEM JR TRUST
 0049-03-1/3
 ASSET DIVERSIFICATION
 12/31/01

OTHER TOTAL	69,862,884	70,441,926	0.01	24.91	100.00	7,975	0
CASH PAYABLE	28,112-	28,112-		-0.01			
GRAND TOTAL	285,756,032	282,824,692	1.98		100.00	5,592,400	
ADJUSTMENTS:							
EQUITIES							
REITS	93,223-						
OTHER							
PARTNERSHIPS AND PRIVATE REITS	132,119-						
CASH RECEIVABLE	3,130						3,130
ADJ. GRAND TOTAL	285,533,820	282,827,822					

GLENMEDE

THE J N FEM JR TRUST
0049-03-1/3
COMBINED LIST OF ASSETS
12/31/01

SHARES/PAR	DESCRIPTION OF ASSETS	BND	RTG	TAX COST	PRICE	MARKET VALUE	CURRENT YIELD	% OF TOTAL	EST ANNUAL INCOME	UNREALIZED CAPITAL CHANGE
	CASH & RESERVES									
4084831+	GLENMEDE FUND INC-GOVT CASH PORTFOLIO			4,084,831	1.00	4,084,831	2.25	1.44	91,824	
170843+	CASH			170,844	1.00	170,844	0.00	0.06	0	
	CASH & RESERVES TOTAL			4,255,675		4,255,675	2.16	1.50	91,824	
	FIXED INCOME									
	U.S. GOVERNMENT OBLIGATIONS									
500000	US TREASURY N/B DTD 11/15/1999	AAA		529,863	105.84	529,220	5.55	0.19	29,375	643-
	5.875% 11/15/2004									
3697085	US INFLATION INDEX TREASURY NOTES	AAA		3,500,608	104.91	3,878,464	4.05	1.37	157,126	377,856
	DTD 1/15/2000 4.25% 1/15/2010									
	ORIGINAL FACE VALUE: 3,500,000.00									
1360000	US TREASURY N/B DTD 2/15/2001 5%	AAA		1,349,459	99.63	1,354,900	5.02	0.48	68,000	5,441 #
	2/15/2011									
950000	US TREASURY N/B DTD 8/15/2001 5%	AAA		976,867	99.69	947,027	5.02	0.33	47,500	29,841-
	8/15/2011									
1000000	U.S. TREASURY BONDS DTD	AAA		927,344	118.25	1,182,500	6.34	0.42	75,000	255,156
	11/15/1986 7.5% 11/15/2016									
2397000	U.S. TREASURY BONDS DTD	AAA		2,548,269	104.83	2,512,727	5.84	0.89	146,816	35,542- #
	11/15/1997 6.125% 11/15/2027									
6886352+	US INFLATION INDEX TREASURY NOTES	AAA		6,405,964	106.50	7,333,965	3.64	2.59	266,846	928,002 #
	DTD 4/15/1999 3.875% 4/15/2029									
	ORIGINAL FACE VALUE: 6,370,000.00									
	TOTAL			16,238,374		17,738,803	4.46	6.27	790,663	1,500,429

U.S. GOVERNMENT MUTUAL FUNDS

GLENMEDE

THE J N FEN JR TRUST
0049-03-1/3
COMBINED LIST OF ASSETS
12/31/01

SHARES/PAR	DESCRIPTION OF ASSETS	BND	RTG	TAX COST	PRICE	MARKET VALUE	CURRENT YIELD	% OF TOTAL	EST ANNUAL INCOME	UNREALIZED CAPITAL CHANGE
600000	WAL MART STORES INC DTD 8/10/1999	AA2		597,648	107.22	643,296	6.41	0.23	41,250	45,648
CORPORATE BONDS - FINANCE										
1000000	GMAC DTD 12/10/1999 6.75%	A2		998,610	102.34	1,023,410	6.60	0.36	67,500	24,800
1386000	ASSOC CORP NA DTD 10/30/1998 5.75% 11/1/2003	AA1		1,385,459	104.13	1,443,200	5.52	0.51	79,695	57,741
350000	JP MORGAN CHASE & CO DTD 8/14/2001 5.625% 8/15/2006	AA3		356,794	101.54	355,394	5.54	0.13	19,688	1,400-
1200000	MERRILL LYNCH & CO DTD 2/17/1999 6% 2/17/2009	AA3		1,176,024	99.53	1,194,348	6.03	0.42	72,000	18,324
240000	CITIGROUP INC DTD 10/11/2000 7.25% 10/1/2010	AA3		256,608	107.26	257,431	6.76	0.09	17,400	823
1000000	WELLS FARGO BANK NA DTD 2/6/2001 6.45% 2/1/2011	AA2		996,530	102.19	1,021,890	6.31	0.36	64,500	25,360
375000	DOM CHEMICAL CO DTD 11/1/1999 7.375% 11/1/2029	A1		370,763	109.07	409,013	6.76	0.14	27,656	38,250
CORPORATE BONDS - UTILITIES										
300000	NEW ENGLAND TELEPHONE & TELEGRAPH CO DTD 12/15/1997 6.3% 12/16/2002	AA2		303,153	103.49	310,461	6.09	0.11	18,900	7,308
2866000	HOME OWNERSHIP FUNDING CORP - 2 DTD 2/21/1997 13.338% 12/30/2006	N/R		2,617,409	68.75	1,970,375	19.40	0.70	382,267	647,034-
TOTAL										
				5,540,788		5,704,686	6.11	2.02	348,439	163,898
TOTAL										
				3,947,230		4,051,336	5.37	1.43	217,500	104,106

GLENMEDE

THE J N FEN JR TRUST
0049-03-1/3
COMBINED LIST OF ASSETS
12/31/01

SHARES/PAR	DESCRIPTION OF ASSETS	BND	RTG	TAX COST	PRICE	MARKET VALUE	CURRENT YIELD	% OF TOTAL	EST ANNUAL INCOME	UNREALIZED CAPITAL CHANGE
167323+	FNMA 1994-20 FN DTD 2/1/1994 6.5% ORIGINAL FACE VALUE: 538,000.00	AAA		21,674	9.84	16,470	66.04	0.01	10,876	5,204-
6692+	FNMA STRIPS SER F-1 #8196 DTD 10/1/1986 6.5% 5/1/2009 BACKED BY 9 1/2% POOLS ORIGINAL FACE VALUE: 140,000.00	AAA		6,060	103.13	6,901	6.30	0.00	435	841
325900+	CHASE 1993-M AS DTD 11/1/1993 6.25% 11/25/2009 ORIGINAL FACE VALUE: 463,000.00	AAA		324,169	102.22	333,129	6.11	0.12	20,369	8,960
992123+	BEAR STEARNS 95-1 1A DTD 4/1/1995 6.47% 5/25/2010 ORIGINAL FACE VALUE: 3,240,000.00	AAA		943,469	102.03	1,012,273	6.18	0.36	62,603	68,803 #
13671+	FNMA #313815 DTD 10/1/1997 6.5% 1/1/2011 ORIGINAL FACE VALUE: 38,955.00	AAA		13,667	102.94	14,073	6.31	0.00	889	406
31925+	FNMA #313801 DTD 10/1/1997 8.5% 1/1/2012 ORIGINAL FACE VALUE: 114,097.00	AAA		33,535	106.50	33,999	7.98	0.01	2,714	464
29349+	FNMA #313811 DTD 10/1/1997 7% 3/1/2012 ORIGINAL FACE VALUE: 129,898.00	AAA		29,685	103.79	30,462	6.74	0.01	2,054	778
2000000	RAILCAR LEASING DTD 3/7/1997 7.125% 1/15/2013 ORIGINAL FACE VALUE: 2,000,000.00	AAA		1,967,578	105.34	2,106,875	6.76	0.74	142,500	139,297
37950+	COUNTRYWIDE 6.5 6/25/13 DTD 4/1/1998 6.5% 6/25/2013 ORIGINAL FACE VALUE: 835,000.00	AAA		377,457	101.31	384,935	6.42	0.14	24,697	7,478
340724+	PNC MORTGAGE SECURITIES CORP 1998-11 2A1DTD 10/1/1998 6.5% 11/25/2013 ORIGINAL FACE VALUE: 586,000.00	AAA		326,616	100.88	343,705	6.44	0.12	22,147	17,089

GLENMEDE

THE J N PRM JR TRUST
0049-03-1/3
COMBINED LIST OF ASSETS
12/31/01

SHARES/PAR	DESCRIPTION OF ASSETS	BND	RTG	TAX COST	PRICE	MARKET VALUE	CURRENT YIELD	% OF TOTAL	EST ANNUAL INCOME	UNREALIZED CAPITAL CHANGE
56350+	FHMC GOLD #A01668 DTD 12/1/1996 ORIGINAL FACE VALUE: 200,000.00 8.25% 5/1/2017	AAA		58,719	107.09	60,346	7.70	0.02	4,649	1,627
110069+	FNMA #313800 DTD 10/1/1997 8.5% ORIGINAL FACE VALUE: 363,294.00 8/1/2019	AAA		116,721	107.35	118,160	7.92	0.04	9,356	1,440
28433+	FHMC GOLD #B70037 DTD 12/1/1991 ORIGINAL FACE VALUE: 313,000.00 9.5% 6/1/2020	AAA		30,872	108.66	30,894	8.74	0.01	2,701	22
171625+	FHMC GOLD #G00804 DTD 11/1/1997 ORIGINAL FACE VALUE: 532,805.00 8% 6/1/2020	AAA		179,777	105.39	180,873	7.59	0.06	13,730	1,097
90917+	FNMA #16121 DTD 7/1/1992 9% ORIGINAL FACE VALUE: 680,000.00 6/1/2020	AAA		93,630	108.54	98,681	8.29	0.03	8,183	5,050
25771+	GNMA #301041 DTD 2/1/1991 7.9% ORIGINAL FACE VALUE: 120,800.00 2/15/2021	AAA		26,891	105.87	27,284	7.46	0.01	2,036	393
45993+	FANNIE MAE FNR 1998-4 PI REMIC ORIGINAL FACE VALUE: 905,000.00 DTD 1/1/1998 6.5% 2/18/2021	AAA		93,005	8.88	40,824	73.24	0.01	29,900	52,180-
18749+	FHMC GOLD #G00805 DTD 11/1/1997 ORIGINAL FACE VALUE: 66,426.00 8.5% 6/1/2021	AAA		19,906	108.19	20,284	7.86	0.01	1,594	378
11654+	FNMA #313814 DTD 10/1/1997 6.5% ORIGINAL FACE VALUE: 37,939.00 6/1/2021	AAA		11,598	101.33	11,809	6.41	0.00	758	211
144191+	GNMA #298598 DTD 12/1/1991 8.5% ORIGINAL FACE VALUE: 2,166,307.00 12/15/2021	AAA		152,348	107.53	155,050	7.90	0.05	12,256	2,702 #

GLENMEDE

THE J N PEM JR TRUST
0049-03-1/3
COMBINED LIST OF ASSETS
12/31/01

SHARES/PAR	DESCRIPTION OF ASSETS	BND	TAX COST	PRICE	MARKET VALUE	CURRENT YIELD	% OF TOTAL	EST ANNUAL INCOME	UNREALIZED CAPITAL CHANGE
47376+	PHMFC GOLD #C00109 DTD 4/1/1992 8% 4/1/2022 ORIGINAL FACE VALUE: 597,646.00	AAA	46,938	105.63	50,041	7.57	0.02	3,790	3,104
203215+	PHMFC GOLD #G00803 DTD 11/1/1997 7.5% 1/1/2023 ORIGINAL FACE VALUE: 676,774.00	AAA	208,422	104.26	211,878	7.19	0.07	15,241	3,456
104594+	FNMA #313807 DTD 10/1/1997 7.5% 2/1/2023 ORIGINAL FACE VALUE: 405,124.00	AAA	107,875	104.21	108,995	7.20	0.04	7,845	1,121
209747+	GNMA #354711 DTD 12/1/1993 6.5% 12/15/2023 ORIGINAL FACE VALUE: 453,000.00	AAA	206,134	101.09	212,041	6.43	0.07	13,634	5,907 #
52465+	GNMA #389210 DTD 3/1/1994 7.5% 3/15/2024 ORIGINAL FACE VALUE: 160,000.00	AAA	53,633	104.06	54,596	7.21	0.02	3,935	963 #
321479+	GNMA #366782 DTD 5/1/1994 7% 5/15/2024 ORIGINAL FACE VALUE: 777,700.00	AAA	288,025	102.75	330,319	6.81	0.12	22,504	42,295
5570+	FNMA #288864 DTD 7/1/1994 8% 7/1/2024 ORIGINAL FACE VALUE: 100,534.00	AAA	5,541	103.59	5,771	7.72	0.00	446	230
206999+	FNMA STRIP 264-1 PO DTD 7/1/1994 0% 7/1/2024 ORIGINAL FACE VALUE: 1,200,000.00	AAA	156,931	81.94	169,609	0.00	0.06	0	12,678
15132+	GNMA #385941 DTD 10/1/1994 8% 10/15/2024 ORIGINAL FACE VALUE: 68,000.00	AAA	15,444	105.94	16,030	7.55	0.01	1,211	586
26918+	FNMA #313799 DTD 10/1/1997 8.5% 1/1/2025 ORIGINAL FACE VALUE: 130,590.00	AAA	28,738	107.55	28,949	7.90	0.01	2,288	212

GLENMEDE

THE J N FEN JR TRUST
0049-03-1/3
COMBINED LIST OF ASSETS
12/31/01

SHARES/PAR	DESCRIPTION OF ASSETS	BND	TAX COST	PRICE	MARKET VALUE	CURRENT YIELD	% OF TOTAL	EST ANNUAL INCOME	UNREALIZED CAPITAL CHANGE
19212+	PRIMC GOLD #D65025 DTD 10/1/1995 9% 5/1/2025 ORIGINAL FACE VALUE: 75,000.00	AAA	20,052	108.25	20,796	8.31	0.01	1,729	744
771103+	PRIMC GOLD #G00802 DTD 11/1/1997 6.5% 11/1/2025 ORIGINAL FACE VALUE: 1,486,828.00	AAA	758,090	100.56	775,436	6.46	0.27	50,122	17,346
28277+	FNMA #368076 DTD 12/1/1996 8% 11/1/2025 ORIGINAL FACE VALUE: 117,000.00	AAA	28,807	106.28	30,053	7.53	0.01	2,262	1,247
800000	GMAC MFG CORP LN TR SER 2001HLT1 CL A12 DTD 1/1/2001 6.04% 9/25/2026 ORIGINAL FACE VALUE: 800,000.00	AAA	799,914	101.81	814,504	5.93	0.29	48,320	14,590
304305+	FNMA #363680 DTD 11/1/1996 8% 11/1/2026 ORIGINAL FACE VALUE: 1,117,000.00	AAA	307,062	105.06	319,712	7.61	0.11	24,344	12,649
120162+	FNMA #365834 DTD 12/1/1996 8% 12/1/2026 ORIGINAL FACE VALUE: 447,000.00	AAA	121,129	105.06	126,246	7.61	0.04	9,613	5,117
87871+	PRIMC GOLD #D78101 DTD 2/1/1997 8.5% 2/1/2027 ORIGINAL FACE VALUE: 280,000.00	AAA	92,155	106.62	93,692	7.97	0.03	7,469	1,537
1661659+	GNMA #451439 DTD 9/1/1997 7.5% 9/15/2027 ORIGINAL FACE VALUE: 4,473,000.00	AAA	1,656,466	103.69	1,722,924	7.23	0.61	124,624	66,458
1539290+	HEADLANDS MORTGAGE INC 1997-4 CLASS X DTD 8/1/1997 1.11284% 11/25/2027 ORIGINAL FACE VALUE: 8,625,000.00	AAA	61,818	1.73	26,697	64.16	0.01	17,130	35,121-
1309302+	PRIMC GOLD #C10886 DTD 6/1/1998 7% 6/1/2028 ORIGINAL FACE VALUE: 2,127,241.00	AAA	1,317,997	102.08	1,336,509	6.86	0.47	91,651	18,513

GLENMEDE

THE J N FEM JR TRUST
 0049-03-1/3
 COMBINED LIST OF ASSETS
 12/31/01

SHARES/PAR	DESCRIPTION OF ASSETS	BND	RTG	TAX COST	PRICE	MARKET VALUE	CURRENT YIELD	% OF TOTAL	EST ANNUAL INCOME	UNREALIZED CAPITAL CHANGE
488232+	FNMA #492322 DTD 4/1/1999 6.5% ORIGINAL FACE VALUE: 661,000.00	AAA		483,731	100.19	489,145	6.49	0.17	31,735	5,414
177002+	FNMA #493525 DTD 4/1/1999 6.5% ORIGINAL FACE VALUE: 240,000.00	AAA		175,370	100.19	177,333	6.49	0.06	11,505	1,963
386245+	FNMA #505812 DTD 7/1/1999 6.5% 7/1/2029 ORIGINAL FACE VALUE: 487,046.00	AAA		370,253	100.19	386,968	6.49	0.14	25,106	16,715
104415+	FNMA #515300 DTD 9/1/1999 7.5% 9/1/2029 ORIGINAL FACE VALUE: 155,000.00	AAA		104,252	103.22	107,775	7.27	0.04	7,831	3,523
<hr/>										
TOTAL				12,286,398		12,687,359	7.11	4.49	901,775	400,966
<hr/>										
FIXED INCOME TOTAL				52,817,820		54,203,147	6.38	19.16	3,458,195	1,385,332
<hr/>										
EQUITIES										
BASIC INDUSTRIES										
8000	ALCOA INC			310,545	35.55	284,400	1.69	0.10	4,800	26,145-#
6775	E I DU PONT DE NEMOURS & CO.			309,687	42.51	288,005	3.29	0.10	9,485	21,682-#
3850	EASTMAN CHEMICAL CO.			150,291	39.02	150,227	4.51	0.05	6,776	64-#
1800	EMERSON ELECTRIC CO.			108,771	57.10	102,780	2.71	0.04	2,790	5,991-#
21225	GENERAL ELECTRIC CO.			983,228	40.08	850,698	1.60	0.30	13,584	132,530-#
981	JACOBS ENGINEERING GROUP INC			65,717	66.00	64,746	0.00	0.02	0	971-#
2500	JOHNSON CONTROLS			136,374	80.75	201,875	1.63	0.07	3,300	65,501#
880	LEAR CORPORATION			30,559	38.14	33,563	0.00	0.01	0	3,004#
5642	LOCKHEED MARTIN CORP.			172,365	46.67	263,313	0.94	0.09	2,482	90,947#
10600	MONSANTO CO			347,744	33.80	358,280	1.42	0.13	5,088	10,536#
15300	PACIFIC CORPORATION			227,629	17.75	271,575	0.00	0.10	0	43,947#
4890	PRECISION CASTPARTS CORP			150,304	28.25	138,143	0.42	0.05	587	12,162-#
3300	TELEFLEX INC.			118,985	47.31	156,123	1.44	0.06	2,244	37,138#
19925	TYCO INTERNATIONAL LTD			912,116	58.90	1,173,583	0.08	0.41	996	261,467#
2700	UNITED PARCEL SERVICE - CL B			160,600	54.50	147,150	1.39	0.05	2,052	13,450-#

GLENMEDE

THE J N FENNER TRUST
0049-03-1/3
COMBINED LIST OF ASSETS
12/31/01

SHARES/PAR	DESCRIPTION OF ASSETS	BND	TAX COST	PRICE	MARKET VALUE	CURRENT YIELD	% OF TOTAL	EST ANNUAL INCOME	UNREALIZED CAPITAL CHANGE
8175	UNITED TECHNOLOGIES CORP.		475,477	64.63	528,350	1.39	0.19	7,358	52,873
8225	WEYERHAEUSER CO.		465,540	54.08	444,808	2.96	0.16	13,160	20,732
TOTAL									
5,125,932									
COMMUNICATION SERVICES									
3700	A T & T WIRELESS GROUP		64,389	14.37	53,169	0.00	0.02	0	11,220
2800	ATTTEL CORP.		170,620	61.73	172,844	2.20	0.06	3,808	2,224
17700	MTL CORP.		312,556	18.14	321,078	0.83	0.11	2,655	8,522
16100	SBC COMMUNICATIONS INC.		775,649	39.17	630,637	2.62	0.22	16,502	145,012
20500	SPRINT CORP.		449,685	20.08	411,640	2.49	0.15	10,250	38,045
20944	VERIZON COMMUNICATIONS		1,159,886	47.46	994,002	3.24	0.35	32,254	165,883
2700	WORLDCOM INC-WORLDCOM GROUP		37,886	14.08	38,016	0.00	0.01	0	130
TOTAL									
2,970,671									
CONSUMER DISCRETIONARY									
980	ABERCROMBIE & FITCH CO-CL A		28,987	26.53	25,999	0.00	0.01	0	2,987
26900	AOI TIME WARNER		1,238,747	32.10	863,490	0.00	0.31	0	375,588
1070	B/T'S WHOLESALE CLUB INC		10,564	44.10	47,187	0.00	0.02	0	36,623
1325	BRINKER INTL. INC.		33,746	29.76	39,432	0.00	0.01	0	5,686
6990	BRUNSWICK CORP.		169,412	21.76	152,102	2.30	0.05	17,110	248,856
44875	CELENTANT CORP.		631,142	19.61	879,999	0.00	0.31	0	0
1700	CLEAR CHANNEL COMMUNICATIONS INC		80,558	50.91	86,547	0.00	0.03	0	5,989
12742	COMCAST CORP. CLASS A SPECIAL		537,822	36.00	458,712	0.26	0.16	1,185	1,868
23350	DARDEN RESTAURANTS INC.		596,613	35.40	826,590	0.23	0.29	1,868	229,977
6000	HARLEY DAVIDSON INC.		260,135	54.31	325,860	0.22	0.12	720	65,725
1290	HARMAN INTERNATIONAL INDS INC		25,194	45.10	58,179	0.22	0.02	129	32,985
4175	HOME DEPOT INC.		190,554	51.01	212,967	0.39	0.08	835	22,412
22925	MARSCO CORP.		561,610	24.50	561,663	2.20	0.20	12,380	52
3450	MCGRAW HILL INC.		201,841	60.98	210,381	1.61	0.07	3,381	8,540
4900	MGM GRAND INC		139,427	28.87	141,463	1.39	0.05	1,960	2,036
3990	ROSS STORES INC		85,201	32.08	127,999	0.53	0.05	678	42,798
3150	RUBY TUESDAY INC		29,997	20.63	64,985	0.22	0.02	142	34,987
10400	SOUTHWEST AIRLINES		183,532	18.48	192,192	0.10	0.07	187	8,660
1040	TARGET'S INC.		43,684	36.25	37,700	0.88	0.01	333	5,984
18759	TARGET CORP		397,527	41.05	770,057	0.54	0.27	4,127	372,531
2125	TUX COS INC		36,937	39.86	84,703	0.45	0.03	383	47,766
5400	WAL MART STORES INC.		282,107	57.55	310,770	0.49	0.11	1,512	28,663

GLENMEDE

THE J N FEN JR TRUST
0049-03-1/3
COMBINED LIST OF ASSETS
12/31/01

SHARES/PAR	DESCRIPTION OF ASSETS	BND	RTG	TAX COST	PRICE	MARKET VALUE	CURRENT YIELD	% OF TOTAL	EST ANNUAL INCOME	UNREALIZED CAPITAL CHANGE
CONSUMER STAPLES										
TOTAL										
				5,765,337		6,478,977	0.51	2.29	33,315	713,638
6400	NAMBUER BUSCH COS INC.			253,560	45.21	289,344	1.59	0.10	4,608	35,784
5000	COLGATE PALMOLIVE CO.			275,762	57.75	288,750	1.25	0.10	3,600	12,988
15125	CONAGRA INC.			361,398	23.77	359,521	3.95	0.13	14,217	1,877
7350	CONSTELLATION BRANDS INC A			135,469	42.85	314,948	0.00	0.11	0	179,479
3200	KIMBERLY CLARK CORP.			183,046	59.80	191,360	1.87	0.07	3,584	8,314
28325	KROGER CO.			745,936	20.87	591,143	0.00	0.21	0	154,792
4850	PEPSI BOTTLING GROUP INC			107,915	23.50	113,975	0.17	0.04	194	6,060
5300	PEPSICO INC.			231,094	48.69	258,057	1.19	0.09	3,074	26,963
10675	PHILIP MORRIS COS. INC.			506,187	45.85	489,449	5.06	0.17	24,766	16,739
9300	PROCTER & GAMBLE CO.			660,715	79.13	735,909	1.92	0.26	14,136	75,194
2200	SAFEMAY STORES INC			108,931	41.75	91,850	0.00	0.03	0	17,081
TOTAL										
				3,570,013		3,724,306	1.83	1.32	68,179	154,292
ENERGY										
TOTAL										
				3,080,444		3,239,202	1.90	1.15	61,605	158,756
14075	ANADARKO PETROLEUM CORP.			784,252	56.85	800,164	0.53	0.28	4,223	15,912
1200	BJ SERVICES CO.			38,285	32.45	38,940	0.00	0.01	0	655
6800	CHEVRONTXCO CORPORATION			594,066	89.61	609,348	3.12	0.22	19,040	15,282
25921	EXXON MOBIL CORPORATION			974,641	39.30	1,018,696	2.34	0.36	23,847	44,054
2200	NAMORS INDUSTRIES INC.			71,331	34.33	75,526	0.00	0.03	0	4,195
10305	OCCIDENTAL PETROLEUM CORP.			233,394	26.53	273,392	3.77	0.10	10,305	39,998
4430	OCEAN ENERGY INC			50,597	19.20	85,056	0.83	0.03	709	34,459
4400	TALISMAN ENERGY			177,486	37.85	166,540	1.01	0.06	1,681	10,946
4500	VALERO ENERGY CORP			156,392	38.12	171,540	1.05	0.06	1,800	15,148
TOTAL										
				3,080,444		3,239,202	1.90	1.15	61,605	158,756
FINANCIALS										
TOTAL										
				30,104	31.55	23,347	0.00	0.00	0	6,757
1200	AFFILIATED MANAGERS GROUP			46,872	70.48	84,576	0.00	0.03	0	37,704
15100	ALLSTATE CORP.			494,740	33.70	508,870	2.26	0.18	11,476	14,131
13825	AMERICAN EXPRESS CO.			446,522	35.69	493,414	0.90	0.17	4,424	46,892
10300	AMERICAN INTERNATIONAL GROUP INC.			803,805	79.40	817,820	0.21	0.29	1,730	14,014
740	AMERICREDIT CORP			30,104	31.55	23,347	0.00	0.00	0	6,757

GLENMEDE

THE J N FEM JR TRUST
0049-03-1/3
COMBINED LIST OF ASSETS
12/31/01

SHARES/PAR	DESCRIPTION OF ASSETS	BND	RTG	TAX COST	PRICE	MARKET VALUE	CURRENT YIELD	% OF TOTAL	EST ANNUAL INCOME	UNREALIZED CAPITAL CHANGE
750	AMTI RESIDENTIAL PROPERTIES			14,579	25.22	18,915	7.61	0.01	1,440	4,336
1040	ABTORIA FINANCIAL CORP.			29,001	26.46	27,518	2.57	0.01	707	1,483
11875	BANK OF AMERICA CORP.			684,881	62.95	747,532	3.81	0.26	28,500	62,650
10000	BANKNORTH GROUP INC			221,239	22.52	225,200	2.40	0.08	5,400	3,961
4450	BEAR STEARNS COS. INC.			228,375	58.64	260,948	1.02	0.09	2,670	32,573
600	BRANDYWINN REALTY TRUST			10,086	21.07	12,642	8.35	0.00	1,056	2,556
29954	CITIGROUP INC			1,242,975	50.48	1,512,078	1.27	0.53	19,171	269,103
4300	CULLEN / FIRST BANKERS INC			122,957	30.88	132,784	2.78	0.05	3,698	9,827
5600	FED HOME LOAN MTG CORP.			246,638	65.40	366,240	1.22	0.13	4,480	119,602
1525	FED NAT'L MTG ASSN			95,895	79.50	121,238	1.51	0.04	1,830	25,342
12712	JP MORGAN CHASE & CO			578,007	36.35	462,081	3.74	0.16	17,288	115,926
6051	LEHMAN BROTHERS HLDGS			424,863	66.80	404,207	0.42	0.14	1,694	20,657
5300	MENVA CORP.			181,469	35.20	186,560	1.02	0.07	1,908	5,091
11000	METLIFE INC			317,640	31.68	348,480	0.63	0.12	2,200	30,840
2228	METRICS COMPANIES INC			22,539	25.71	57,282	0.16	0.02	89	34,743
2500	MAGIC INVESTMENT CORP			163,514	61.72	154,300	0.16	0.05	9,214	9,214
5175	MORGAN ST DEAN WITTER & CO			380,669	55.94	289,490	1.64	0.10	4,761	91,179
9650	NATIONAL CITY CORP.			267,844	29.24	282,166	4.04	0.10	11,387	14,322
13575	NATIONWIDE FINANCIAL SERV - A			583,399	41.46	562,820	1.16	0.20	6,515	20,580
11300	OLD REPUBLIC INTERNATIONAL CORP			316,523	28.01	316,513	2.14	0.11	6,780	10-
1760	RENAISSANCE HOLDINGS LTD			129,332	95.40	167,904	1.68	0.06	2,815	38,572
2500	SEL INVESTMENTS CO			92,369	45.11	112,775	0.22	0.04	1,685	20,406
10530	THE PMI GROUP INC			575,012	67.01	705,615	0.24	0.25	1,685	130,603
10175	WACHOVIA CORPORATION			355,176	31.36	319,088	3.06	0.11	9,768	36,088
1600	ABBOTT LABORATORIES			86,383	55.75	89,200	1.51	0.03	1,344	2,817
1060	ADVANCEPCS			30,966	29.35	31,111	0.00	0.01	0	145
7475	BECTON DICKINSON & CO.			237,157	33.15	247,796	1.18	0.09	2,915	10,639
4700	BRISTOL MYERS SQUIBB CO.			253,975	51.00	239,700	2.20	0.08	5,264	14,275
29106	CARMARK RX INC			436,758	16.31	474,719	0.00	0.17	0	37,961
3450	CHARLES RIVER LABORATORIES			82,557	33.48	115,506	0.00	0.04	0	32,949
4775	CIGNA CORP.			509,242	92.65	442,404	1.38	0.16	6,117	66,838
600	COHERENT INC.			21,798	30.92	18,552	0.00	0.01	0	3,246
1200	GENETECH INC			62,744	54.25	65,100	0.00	0.02	0	2,356
3400	GENZYME CORP.			114,477	59.86	203,524	0.00	0.07	0	89,047
2475	HCA - THE HEALTHCARE COMPANY			69,258	38.54	95,387	0.21	0.03	198	26,128
5360	HEALTH MANAGEMENT CLASS A			102,752	18.40	98,624	0.00	0.03	0	4,128
9,128,018	TOTAL					9,722,596	1.58	3.44	153,974	594,572

GLENMEDE

THE J N PEN JR TRUST
0049-03-1/3
COMBINED LIST OF ASSETS
12/31/01

SHARES/PAR	DESCRIPTION OF ASSETS	BND	TAX COST	PRICE	MARKET VALUE	CURRENT YIELD	% OF TOTAL	EST ANNUAL INCOME	UNREALIZED CAPITAL CHANGE
400	IDEC PHARMACEUTICALS CORP.		20,742	68.93	27,572	0.00	0.01	0	6,830
13820	JOHNSON & JOHNSON		694,142	59.10	816,762	1.22	0.29	9,950	122,620
2000	KING PHARMACEUTICALS INC		81,782	42.13	84,260	0.00	0.03	0	2,478
2130	KV PHARMACEUTICAL CO-CL A		55,989	29.50	62,835	0.00	0.02	0	6,846
1990	LABORATORY CORP OF AMERICAN HLDGS		147,702	80.85	160,892	0.00	0.06	0	13,189
1020	LINGCAR HOLDING INC		29,211	28.65	29,223	0.00	0.01	0	12
2000	MCKESSON HBOC INC		79,494	37.40	74,800	0.64	0.03	480	4,694-
1400	MEDICIS PHARMACEUTICAL CORP CL A		74,648	64.59	90,426	0.00	0.03	0	15,778
3800	MEDIMONNE INC		204,551	46.35	176,130	0.00	0.06	0	28,421-
5600	MEDTRONIC INC.		282,182	51.21	286,776	0.45	0.10	1,288	4,594
4500	MERCK & CO. INC.		309,017	58.80	264,600	2.38	0.09	6,300	43,416-
19925	PIZZER INC.		831,876	39.85	794,011	1.10	0.28	8,767	37,864-
1475	PHARMACIA CORPORATION		74,179	42.65	62,909	1.27	0.02	797	11,270-
900	TENET HEALTH CARE		52,467	58.72	52,848	0.82	0.02	432	381
4850	TRIAD HOSPITALS INC		146,834	29.35	142,348	0.00	0.05	0	4,486-
1000	UNITEHEALTH GROUP INC		60,607	70.77	70,770	0.04	0.03	30	10,164
1100	UNIVERSAL HEALTH SERVICES INC		35,814	42.78	47,058	0.00	0.02	0	11,244
4875	WELLPOINT HEALTH NETWORKS		482,331	116.85	569,644	0.00	0.20	0	87,313
3300	ZIMMER HOLDINGS INC		99,829	30.54	100,782	0.00	0.04	0	953
TOTAL									
			5,770,464		6,036,269	0.73	2.13	43,877	265,805
800	ARDEN REALTY GROUP INC		16,000	26.50	21,200	7.40	0.01	1,566	5,200
129850	BEACON CAPITAL PARTNERS INC		679,465	5.16	669,455	0.00	0.24	0	10,010-
1550	BEDFORD PROPERTY INVESTORS		22,568	22.50	34,875	8.53	0.01	2,976	12,307
176513+	DOUGHLTY HANSON & CO EUROPEAN REAL EST		176,513	0.75	132,843	0.00	0.05	0	43,669-
5800	EQUITY RESIDENTIAL PROPS TR		118,777	28.71	166,518	6.03	0.02	10,034	47,741
2800	GLIMCHER REALTY TRUST		36,068	18.83	52,724	10.21	0.02	5,384	16,656
1364	KILROY REALTY CORP		31,287	26.27	35,832	7.31	0.01	2,619	4,546
7560	MACR-CALI REALTY CORP		221,046	31.02	234,511	7.99	0.08	18,749	13,465
15330+	MEZZANINE CAPITAL PROP INV INC LTD P/SP		1,749,933	147.73	2,264,688	0.00	0.80	0	514,755
2590	MGT PROPERTIES COM - LIQUIDATING TRUST		0	0.31	803	425.75	0.00	3,419	803
35000	NORTHSTAR CAPITAL		700,000	13.00	455,000	0.00	0.16	0	245,000-
1785000	SECURITY CAPITAL EUROPEAN REALTY		1,785,000	1.04	1,858,185	0.00	0.66	0	73,185
70000	SECURITY CAPITAL PREFERRED GROWTH INCORPORATED - FUNDING NOTICE		1,400,000	22.55	1,578,500	0.00	0.56	0	178,500

GLENMEDE

THE J N FEM JR TRUST
0049-03-1/3
COMBINED LIST OF ASSETS
12/31/01

SHARES/PAR	DESCRIPTION OF ASSETS	BND	RTG	TAX COST	PRICE	MARKET VALUE	CURRENT YIELD	% OF TOTAL	EST ANNUAL INCOME	UNREALIZED CAPITAL CHANGE
7300	AGILENT TECHNOLOGIES INC			205,002	28.51	208,123	0.00	0.07	0	3,121 #
14175	APPLIED MATERIALS INC			752,356	40.10	568,418	0.00	0.20	0	183,938 #
4410	AVNET INC.			117,808	25.47	112,323	1.18	0.04	1,323	5,485- #
1200	BROADCOM COMMUNICATIONS SYS			43,161	33.12	39,744	0.00	0.01	0	3,417- #
5350	CHECK POINT SOFTWARE TECH			182,652	39.89	213,412	0.00	0.08	0	30,759 #
27400	CISCO SYSTEMS			994,769	18.11	496,214	0.00	0.18	0	498,555- #
15050	COMPUTER ASSOC INTERNATIONAL INC			475,519	34.49	519,075	0.23	0.18	1,204	43,555 #
6375	DELT COMPUTER			168,350	27.18	173,273	0.00	0.06	0	4,922 #
1600	EBAY INC			101,851	66.90	107,040	0.00	0.04	0	5,189 #
6380	ELECTR FOR IMAGING CORP.			192,418	22.31	162,338	0.00	0.05	0	50,080- #
3946	ESS TECHNOLOGY			83,972	21.26	83,892	0.00	0.03	0	80- #
2500	FIRST DATA CORP.			163,128	78.45	196,125	0.10	0.07	200	32,997 #
16400	INTEL CORP.			715,484	31.45	515,780	0.25	0.18	1,312	199,704- #
9765	INTERNATIONAL BUSINESS MACHINES CORP.			1,060,203	120.96	1,181,174	0.46	0.42	5,468	120,972 #
900	KIA-TEKCOR CORPORATION			35,627	49.56	44,604	0.00	0.02	0	8,977 #
2215	MAXIM INTEGRATED PROD INC			63,973	52.51	116,310	0.00	0.04	0	52,336 #
3275	MICRON TECHNOLOGY INC			119,089	31.00	101,525	0.65	0.04	655	17,563- #
15800	MICROSOFT CORP.			1,032,268	66.25	1,046,750	0.00	0.37	0	14,481 #
6675	ORACLE SYSTEMS			233,458	13.81	92,182	0.00	0.03	0	141,276- #
5472	E. PIPHANY INC			4,123	8.71	47,661	0.00	0.02	0	43,538 #
6050	QUALCOMM CORP.			386,702	50.50	305,525	0.00	0.11	0	81,176- #
6300	REYNOLDS & REYNOLDS CO - CL A			91,293	24.25	152,775	1.81	0.05	2,772	61,482 #
4800	SOLECTRON CORP.			77,705	11.28	54,144	0.00	0.02	0	23,561- #
9966	SUN MICROSYSTEMS INC.			211,042	12.30	122,951	0.00	0.04	0	88,091- #
400	SYMANTEC CORP.			21,234	66.33	26,532	0.00	0.01	0	5,298 #
1500	TEXAS INSTRUMENTS INC.			54,350	28.00	42,000	0.30	0.01	128	12,350- #
22150	UNIBYS INC.			276,829	12.54	277,761	0.00	0.10	0	932 #
4775	VISHAY INTERTECHNOLOGY INC.			155,922	19.50	93,113	0.00	0.03	0	62,810- #
UTILITIES										
1730	ALLIANT ENERGY INC			76,128	36.22	62,661	4.75	0.02	2,976	13,468- #
2120	ALLIANT ENERGY CORP			58,098	30.36	64,363	6.59	0.02	4,240	6,265 #
TOTAL										
				8,020,288	7,080,764		0.18	2.50	13,062	939,526-
TECHNOLOGY										
				6,936,657	7,505,134		0.60	2.65	44,749	568,478

GLENMEDE

THE J N FEM JR TRUST
0049-03-1/3
COMBINED LIST OF ASSETS
12/31/01

SHARES/PAR	DESCRIPTION OF ASSETS	BND RTG	TAX COST	PRICE	MARKET VALUE	CURRENT YIELD	% OF TOTAL	EST ANNUAL INCOME	CAPITAL CHANGE
8150	DUKE ENERGY CORP		247,792	39.26	319,969	2.80	0.11	8,965	72,177
4370	ENERGY EAST CORP		98,833	18.99	82,986	4.84	0.03	4,020	15,846
11900	ENERGY CORP. NEW		452,351	39.11	465,409	3.38	0.16	15,708	13,057
6900	FIRSTENERGY CORP		238,346	34.98	241,362	4.29	0.09	10,350	3,016
1290	MDU RESOURCES GROUP INC		27,872	28.15	36,314	3.27	0.01	1,187	8,441
3100	NRG ENERGY INC		52,218	15.50	48,050	0.00	0.02	0	4,168
7200	PINNACLE WEST CAP CORP		298,322	41.85	301,320	3.82	0.11	11,520	2,998
3950	TXU CORPORATION		126,531	47.15	186,243	5.09	0.07	9,480	59,711
11450	WISCONSIN ENERGY CORP.		268,988	22.56	258,312	3.55	0.09	9,160	10,676
TOTAL									
			1,945,479		2,066,989	3.75	0.73	77,606	121,508
U.S. MUTUAL FUNDS									
TOTAL									
			7,154,024	17.25	6,696,472	1.39	2.37	92,780	*
388201+	GLENMEDE FUND INC - ADVISOR SMALL CAP VALUE PORTFOLIO								
1005794+	GLENMEDE FUND INC-SMALL CAP GROWTH		8,752,400	6.12	6,155,457	0.00	2.18	0	2,596,943
1448507+	VANGUARD INSTITUTIONAL TOTAL STR MARKET INDEX FUND INSTTTIONAL PLUS SHARES		36,067,345	23.10	33,460,503	0.52	11.83	173,821	2,606,842
46798+	VANGUARD PRIMECAP FUND ADMIRAL SHARES		2,906,534	53.43	2,500,414	0.00	0.88	0	406,120
TOTAL									
			54,880,303		48,812,846	0.55	17.26	266,601	5,609,905
INTERNATIONAL MUTUAL FUNDS									
TOTAL									
3327259+	GLENMEDE FUND INC-INTERNATIONAL PORT		43,776,159	13.65	45,417,084	2.49	16.06	1,131,268	*
231320+	NICHOLAS APPELATE EMERGING COUNTRIES FD		3,419,000	10.99	2,542,212	0.00	0.90	0	876,788
307741+	PIONEER EMERGING MARKETS FUND - CLASS Y		4,459,000	10.55	3,246,672	0.00	1.15	0	1,212,328

SHARES/PAR	DESCRIPTION OF ASSETS	BND	RTG	TAX COST	PRICE	MARKET VALUE	CURRENT YIELD	% OF TOTAL	EST ANNUAL INCOME	UNREALIZED CAPITAL CHANGE
	EQUITIES TOTAL			51,654,159		51,205,968	2.21	18.11	1,131,268	2,089,117-0
	OTHER					153,952,056	1.32	54.43	2,034,407	6,079,101-0
	PREFERRED STOCK									
4400	SOLETRON CORP 7.25 % CONV PFD \$1.8125		BA2	110,000	28.65	126,060	6.33	0.04	7,975	16,060
	TOTAL			110,000		126,060	6.33	0.04	7,975	16,060
	CONVERTIBLE PREFERRED STOCK									
6310959+	PCT PARTNERS LLC LP			6,325,444	1.01	6,394,103	0.00	2.26	0	68,659 #
2562+	QUELOS STRATEGIC PARTNERS INC LP			2,640,000	1079.68	2,765,919	0.00	0.98	0	125,919 #
	TOTAL			2,640,000		2,765,919	0.00	0.98	0	125,919 #
	OTHER ASSETS									
259372	ABRY BROADCAST PARTNERS III L.P.			259,372	1.06	275,661	0.00	0.10	0	16,289 #
87116	ABRY PARTNERS IV L.P.			87,116	0.92	80,269	0.00	0.03	0	6,847 #
197339+	ADVANCED TECHNOLOGY VENTURES A L.P.			197,339	0.83	164,521	0.00	0.06	0	32,817 #
525000	ADVANCED TECHNOLOGY VENTURES VI L.P.			525,000	0.85	444,308	0.00	0.16	0	80,693 #
35000	ADVANCED TECHNOLOGY VENTURES VII LP			35,000	0.87	30,583	0.00	0.01	0	4,417 #
656250	AG CAPITAL RECOVERY PARTNERS II LP			656,250	1.02	667,275	0.00	0.24	0	11,025 #
315000	ALTOX VENTURES 2000 LP VENTURE CAPITAL			315,000	1.01	317,993	0.00	0.11	0	2,993 #
591256+	APA EXCELSTOR IV L.P.			591,256	0.46	272,569	0.00	0.10	0	318,687 #
325265	APA EXCELSTOR V L.P.			325,265	0.55	177,627	0.00	0.06	0	147,638 #
320864+	APOLLO INVESTMENTS FUND IV L.P.			320,864	1.09	348,427	0.00	0.12	0	27,562 #
	TOTAL			8,965,444		9,160,022	0.00	3.24	0	194,578

GLENMEDE

THE J N PERM TRUST
0049-03-1/3
COMBINED LIST OF ASSETS
12/31/01

SHARES/PAR	DESCRIPTION OF ASSETS	BND	TAX COST	PRICE	MARKET VALUE	CURRENT YIELD	% OF TOTAL	EST ANNUAL INCOME	UNREALIZED CAPITAL CHANGE
759038+	APOLLO REAL ESTATE ADVISORS II L.P.		759,038	1.23	932,327	0.00	0.33	0	173,288 #
2108164+	APOLLO REAL ESTATE ADVISORS III L.P.		2,108,164	1.33	2,799,641	0.00	0.99	0	691,478 #
962716+	APOLLO REAL ESTATE MANAGEMENT IV LP		962,716	0.93	890,608	0.00	0.31	0	72,107- #
337593+	ARGO PARTNERSHIP LP II		337,593	1.10	371,454	0.00	0.13	0	33,861 #
716240+	ASIAN REALTY PARTNERS LP		716,240	0.90	645,619	0.00	0.23	0	70,621- #
300802+	ASSET MANAGEMENT ASSOC 1996 L.P.		300,802	1.33	401,240	0.00	0.14	0	100,438 #
197127+	ASSET MANAGEMENT ASSOCIATES 1998 LLC		197,127	1.93	380,356	0.00	0.13	0	183,229 #
459967	ATLANTIC EQUITY PARTNERS III LP		459,967	0.91	418,202	0.00	0.15	0	41,765- #
17313	ATLAS VENTURE VI LP		17,313	0.89	15,388	0.00	0.01	0	1,925- #
73500	AUSTIN VENTURES VIII LP		73,500	0.95	69,619	0.00	0.02	0	3,881- #
1836+	BGP VOYING INC.		156,457	96.41	177,022	0.00	0.06	0	20,565 #
895999	BEACON CAPITAL STRATEGIC PARTNERS LP		895,999	0.96	856,933	0.00	0.30	0	39,066- #
728889	BLACKSTONE CAPITAL PARTNERS III LP		728,889	1.06	774,226	0.00	0.27	0	45,337 #
185554	BLACKSTONE REZMANINE PARTNERS LP		185,554	0.90	167,592	0.00	0.06	0	17,962- #
1538849	BLACKSTONE REAL ESTATE ADVISORS III LP		1,538,849	0.97	1,495,607	0.00	0.53	0	43,242- #
768278+	BLACKSTONE REAL ESTATE PARTNERS II L.P.		768,278	0.65	501,839	0.00	0.18	0	266,439- #
328217+	BRENTWOOD ASSOC BUYOUT FUND II L.P.		328,217	0.53	175,071	0.00	0.06	0	153,146- #
285434	BRENTWOOD ASSOCIATES PRIVATE EQUITY III		285,434	0.94	268,108	0.00	0.09	0	17,326- #
309738+	CENTENNIAL FUND V L.P. ("CV")		309,738	0.42	129,935	0.00	0.05	0	179,803- #
737100	CENTENNIAL FUND VI LTD PARTNERS		737,100	0.58	427,518	0.00	0.15	0	309,582- #
63000	CERBERUS INSTITUTIONAL SERIES II LP		63,000	1.00	63,000	0.00	0.02	0	0
26250	CHARLES RIVER PARTNERSHIP XI LP		26,250	0.76	19,900	0.00	0.01	0	6,350-
511772+	CHARTERHOUSE EQUITY PARTNERS III L.P.		511,772	0.77	395,804	0.00	0.14	0	115,967- #
863419	COLONYINVESTOR III L.P.		863,419	1.01	870,154	0.00	0.31	0	6,735 #
253338+	COLUMBIA CAP EQUITY PARTNRS III (QP) LP		253,338	0.78	198,287	0.00	0.07	0	55,050- #
386770	COLUMBIA CAPITAL EQUITY PARTNERS II		386,770	0.76	295,260	0.00	0.10	0	91,510- #
1285857+	CROM FAMILY HOLDINGS REALTY PARTNERS LP		1,285,857	0.96	1,236,223	0.00	0.44	0	49,634- #
236239+	CYPRESS MERCHANT BANKING PARTNERS II		236,239	0.73	172,431	0.00	0.06	0	63,808- #

SHARES/PAR	DESCRIPTION OF ASSETS	BND	RTG	TAX COST	PRICE	MARKET VALUE	CURRENT YIELD	% OF TOTAL	EST ANNUAL INCOME	UNREALIZED CAPITAL CHANGE
716809+	CYPRESS MERCHANT BANKING PARTNERS L.P.			716,809	0.55	395,965	0.00	0.14	0	320,844- #
637529+	DELPHI VENTURES III LP LIMITED PARTNERS			637,529	0.67	424,913	0.00	0.15	0	212,616- #
263635+	DELPHI VENTURES IV LP PARTNERS			263,635	0.85	223,615	0.00	0.08	0	40,020- #
302262+	DLJ MERCHANT BANKING III LP			302,262	0.91	274,846	0.00	0.10	0	27,415- #
101099+	DLJ PHOENIX EQUITY PARTNERS III			101,099	0.83	84,024	0.00	0.03	0	17,076- #
460242	DLJ REAL ESTATE CAPITAL PARTNERS II L.P.			460,242	0.88	403,632	0.00	0.14	0	56,610- #
553350	DLJ REAL ESTATE CAPITAL PARTNERS INC.			553,350	0.91	502,663	0.00	0.18	0	50,687- #
46200+	DOLPHIN COMMUNICATIONS FUND II LP			46,200	0.74	34,119	0.00	0.01	0	12,081- #
291573+	DOLPHIN COMMUNICATIONS L.P.			291,573	0.54	156,487	0.00	0.06	0	135,086- #
1400000	DOUGLAS EMMETT '97"			1,400,000	1.40	1,962,380	0.00	0.69	0	562,380 #
764719+	DOVER STREET IV LP			764,719	1.01	769,155	0.00	0.27	0	4,435 #
1090140+	DOUGLAS EMMETT REALTY FUND 1996			1,088,471	1.36	1,486,406	0.00	0.53	0	397,935 #
775386	DOUGLAS EMMETT REALTY FUND 1998			775,386	1.29	1,000,946	0.00	0.35	0	225,560 #
75428+	NEW ENTERPRISE ASSOCIATES 10 LP			75,428	0.87	65,789	0.00	0.02	0	9,640- #
1603645	GE INVESTMENT REALTY PARTNERS IV LP			1,603,645	0.94	1,500,531	0.00	0.53	0	103,114- #
61910	HANCOCK INTERNATIONAL PRIVATE EQUITY PARTNERS II - DIRECT FUND LP			61,910	1.51	93,305	0.00	0.03	0	31,395 #
749842	HANCOCK INTERNATIONAL PRIVATE EQUITY PARTNERS II PARTNERSHIP FUND LP			749,842	0.87	652,887	0.00	0.23	0	96,955- #
65167+	HARBORVEST INT'L PRIV EQ PART III DIR			65,167	0.72	46,699	0.00	0.02	0	18,468- #
129938	HARBORVEST INT'L PRIV EQ PART III PFSH			129,938	0.82	105,977	0.00	0.04	0	23,961- #
180948+	HARBORVEST PARTNERS V-DIRECT PD LP			180,948	0.79	142,840	0.00	0.05	0	38,108- #
371891	HARBORVEST PARTNERS V-PARTNERSHIP PD LP			371,891	1.00	371,333	0.00	0.13	0	558- #
248782	HEALTHCARE VENTURES V L.P.			248,782	1.12	277,392	0.00	0.10	0	28,610 #
447057	HICKS MUSZ LAKE & FURST EQ FUND IV LP			447,057	0.69	307,620	0.00	0.11	0	139,437- #
422747	HICKS MUSZ LAKE & FURST EQ FUND V LP			422,747	0.89	375,484	0.00	0.13	0	47,263- #
542500	INFINITY CAPITAL VENTURE FUND			542,500	0.63	341,721	0.00	0.12	0	200,779- #
191551+	INFORMATION TECHNOLOGY VENTURES II LP			191,551	0.74	142,629	0.00	0.05	0	48,922- #

GLENMEDE

THE J N BFW JR TRUST
0049-03-1/3
COMBINED LIST OF ASSETS
12/31/01

SHARES/PAR	DESCRIPTION OF ASSETS	BND	TAX COST	PRICE	MARKET VALUE	CURRENT YIELD	% OF TOTAL	EST ANNUAL INCOME	UNREALIZED CAPITAL CHANGE
145078+	INFORMATION TECHNOLOGY VENTURES L.P.		145,078	1.28	185,178	0.00	0.07	0	40,100 #
183241+	JAFCO AMERICA TECHNOLOGY FD III LP		183,241	0.93	170,230	0.00	0.06	0	13,010- #
256642+	J.W. CHILDS EQUITY PARTNERS II LP		256,642	1.22	312,847	0.00	0.11	0	56,205 #
189597+	K/B OPPORTUNITY FUND II L.P.		189,597	1.20	227,422	0.00	0.08	0	37,825 #
57528+	K/B OPPORTUNITY FUND III L.P.		57,528	1.25	72,020	0.00	0.03	0	14,491 #
1435210+	KOLT BREN FUND V L.P.		1,435,210	0.96	1,378,232	0.00	0.49	0	56,978- #
1025246+	KOLT BREN FUND VI L.P.		1,025,246	0.97	990,285	0.00	0.35	0	34,961- #
574655+	LEHMAN BROS MERCHANT BANKING PTRS II		574,655	0.88	507,362	0.00	0.18	0	67,292- #
157500	M/C VENTURE PARTNERS V LP		157,500	0.90	141,797	0.00	0.05	0	15,703- #
105000	MENLO VENTURES IX LP		105,000	0.82	86,069	0.00	0.03	0	18,932- #
146145+	NATURAL GAS PARTNERS VI LP		146,145	0.92	133,986	0.00	0.05	0	12,159- #
125958	OAK INVESTMENT PARTNERS X LP		125,958	0.91	114,974	0.00	0.04	0	10,984- #
275090+	OCM PRINCIPAL OPPORTUNITIES FD II LP		275,090	1.02	279,987	0.00	0.10	0	4,897 #
2005090	OLYMPUS REAL ESTATE FUND II LP		2,005,090	0.92	1,851,300	0.00	0.65	0	153,790- #
373598	OLYMPUS REAL ESTATE FUND III LP		373,598	1.09	407,110	0.00	0.14	0	33,512 #
942811	PEABODY GLOBAL REAL ESTATE PARTNERS		942,811	0.95	899,630	0.00	0.32	0	43,181- #
1827000	REALTY ASSOCIATES FUND V CORPORATION		1,827,000	1.00	1,831,750	0.00	0.65	0	4,750 #
2368267+	THE REALTY ASSOCIATES FUND IV		2,368,267	1.21	2,853,762	0.00	1.01	0	485,495 #
208736	RESOURCE CAPITAL FUND II LP ASSET BASED		208,736	0.93	194,918	0.00	0.07	0	13,818- #
248837+	RESOURCE CAPITAL FUND L.P.		248,837	1.09	272,401	0.00	0.10	0	23,565 #
103950	SIGMA PARTNERS 6 LP		103,950	0.88	91,601	0.00	0.03	0	12,349- #
263563+	SILVER LAKE PARTNERS L.P.		263,563	0.97	254,813	0.00	0.09	0	8,750- #
73500	SOFINNOVA VENTURE PARTNERS V LP		73,500	0.74	54,125	0.00	0.03	0	19,375- #
108500	SPROUT CAPITAL IX LP		108,500	0.91	98,366	0.00	0.03	0	10,134- #
320563+	SPROUT CAPITAL VIII L.P.		320,563	0.60	193,364	0.00	0.07	0	127,199- #
1750000	STARWOOD OPPORTUNITY FUND V L.P.		1,750,000	1.00	1,754,200	0.00	0.62	0	4,200 #
350000	STRATEGIC HOTEL CAPITAL INC COMB DES		350,000	1.00	350,000	0.00	0.12	0	0
29166	STRATEGIC HOTEL CAPITAL INC LDC LP		349,992	5.51	160,687	0.00	0.06	0	189,305- #
129500	TA IX LP		129,500	0.91	117,987	0.00	0.04	0	11,513- #
108500	TA SUBORDINATED DEBT FUND LP		108,500	0.95	102,663	0.00	0.04	0	5,837- #
371534	TECHNOLOGY CROSSOVER VENTURES IV LP		371,534	0.70	260,557	0.00	0.09	0	110,977- #
133000	THREE ARCH CAPITAL LP		133,000	0.87	116,269	0.00	0.04	0	16,731- #
239607+	TL VENTURES III L.P.		239,607	0.57	136,169	0.00	0.05	0	103,438- #

GLENMEDE

THE J N RSW TR TRUST
0049-03-1/3
COMBINED LIST OF ASSETS
12/31/01

SHARES/PAR	DESCRIPTION OF ASSETS	BND	RTG	TAX COST	PRICE	MARKET VALUE	CURRENT YIELD	% OF TOTAL	EST ANNUAL INCOME	UNREALIZED CAPITAL CHANGE
656187+	TL VENTURES IV L.P.			656,187	0.67	440,236	0.00	0.16	0	215,951- #
126000	TL VENTURES V LP			126,000	0.73	91,489	0.00	0.03	0	34,511- #
427577+	TRANSWESTERN OFFICE PARTNERS II			427,577	1.51	645,042	0.00	0.23	0	217,465 #
410729+	VALUE ENHANCEMENT FUND II - LLC			410,729	1.74	713,272	0.00	0.25	0	302,543 #
814986+	VALUE ENHANCEMENT FUND III			814,986	1.58	1,287,760	0.00	0.46	0	472,773 #
1043895+	VALUE ENHANCEMENT FUND IV LP			1,043,895	1.13	1,177,514	0.00	0.42	0	133,619 #
519715+	WALTON STREET REAL ESTATE FUND I L.P.C.			519,265	1.62	840,379	0.00	0.30	0	321,115 #
2183193+	WALTON STREET REAL ESTATE FUND II LP			2,183,193	1.36	2,976,128	0.00	1.05	0	792,936 #
368206+	WALTON STREET REAL ESTATE FUND III LP			368,206	1.19	437,908	0.00	0.15	0	69,701 #
231000	WELSH CARSON ANDERSON & STOWE IX LP			231,000	0.68	156,641	0.00	0.06	0	74,359- #
1063810+	WESTBROOK REAL EST FD II LP MANAGEMENT			1,063,810	0.94	1,000,407	0.00	0.35	0	63,403- #
2185880+	WESTBROOK REAL ESTATE FUND III L.P.			2,185,880	1.03	2,261,511	0.00	0.80	0	75,631 #
138772	WESTBROOK REAL ESTATE FUND IV LP			138,772	0.85	117,637	0.00	0.04	0	21,135- #
122500	WESTON PRESIDIO CAPITAL IV LP			122,500	0.86	105,620	0.00	0.04	0	16,881- #
859204+	J.H. WHITNEY IV LP			859,204	0.69	594,226	0.00	0.21	0	264,979- #
1	MSC LENDER INVESTORS I L.P.			1	0.40	0	0.00	0.00	0	1- #
1052+	WYNDHAM VOTING TRUST SERIES II LP			90,233	90.48	95,141	0.00	0.03	0	4,908 #
1293801+	YARMOUTH CAPITAL PARTNERS L.P. II			1,293,801	1.19	1,540,917	0.00	0.54	0	247,116 #
TOTAL										
				60,787,440		61,155,844	0.00	21.62	0	368,403
OTHER TOTAL				69,862,884		70,441,926	0.01	24.91	7,975	579,042
-28112	CASH PAYABLE			28,112-		28,112-		-0.01	0	
GRAND TOTAL				285,756,032		282,824,692	1.98	100.00	5,592,401	4,114,727-0
ADJUSTMENTS:										
BEACON CAPITAL PARTNERS, INC. (PAGE 16 REITS)				93,223-		0				
VARIOUS PARTNERSHIPS AND PRIVATE REITS (PAGES 19 I-IRU 23)				132,119-		0				
CASH RECEIVABLE				3,130		3,130				
ADJ. GRAND TOTAL				285,533,820		282,827,822				

ACCOUNT 0049-03-1/3
 THE J N PEW JR TRUST
 TAXPAYER ID 23-6299309

ADMINISTRATOR JULIUS J CIESIELKA
 INV OFFICER STEVE LEHMAN
 TAX OFFICER FRANCIS MEHARFEY

01/01/2001 TO 12/31/2001

UNITS	SECURITY	DATE	ACQUIRED DATE	PROCEEDS	BASIS DISPOSED	GAIN/(LOSS)
630,000	TRASURY BILL DTD 9/21/2000 6 01% 3/22/2001	11/29/00	03/22/01	618,166 50	618,166 50	0 00
420,000	TRASURY BILL DTD 9/21/2000 6 01% 3/22/2001	12/21/00	03/22/01	414,477 00	414,477 00	0 00
420,000	TRASURY BILL DTD 9/21/2000 6 01% 3/22/2001	01/05/01	03/22/01	415,775 73	415,775 73	0 00

Total for disposal method redemption				1,448,419 23	1,448,419 23	0 00

420,000	TRASURY BILL DTD 12/28/2000 4 58% 6/28/2001	02/26/01	05/09/01	413,466 90	413,466 90	0 00
420,000	TRASURY BILL DTD 12/28/2000 4 58% 6/28/2001	03/21/01	05/09/01	415,175 13	415,175 13	0 00
420,000	TRASURY BILL DTD 12/28/2000 4 58% 6/28/2001	04/04/01	05/09/01	416,072 65	416,072 65	0 00

Total for disposal method sale				1,244,714 68	1,244,714 68	0 00

Total for Gain/Loss period n/a				2,693,133 91	2,693,133 91	0 00

0	GNMA #389210 DTD 3/1/1994	10/18/00	01/15/01	47 60	48 05	0 45-
0	GNMA #451439 DTD 9/1/1997	06/15/00	01/15/01	97,156 02	96,852 41	303 61
0	FNMA #505812 DTD 7/1/1999	11/08/00	01/25/01	3,440 55	3,298 09	142 46
0	FNMA #547372 DTD 10/1/2000 6 5% 10/1/2030	11/08/00	01/25/01	32 97	31 61	1 36
0	FNMA #558921 DTD 11/1/2000 6 5% 11/1/2030	11/08/00	01/25/01	3 76	03 60	0 16

Gain/Loss period is short
 Disposal method redemption

CONFIDENTIAL

FEDERAL SCHEDULE D CHRONOLOGICALLY

01/01/2001 TO 12/31/2001

ADMINISTRATOR JULIUS J CIESIELKA
 INV OFFICER STEVE LEHMAN
 TAX OFFICER FRANCIS MEHARFEY

ACCOUNT THE J N FEM JR TRUST (cont)
 TAXPAYER ID 23-6299309

UNITS	SECURITY	DATE ACQUIRED	DATE DISPOSED	PROCEEDS	BASIS DISPOSED	GAIN/(LOSS)
0	PNC MORTGAGE SECURITIES CORP 1998-11 2A1DTD 10/1/1998 6 5% 11/25/2013	04/06/00	01/25/01	3,893 73	3,732 50	161 23
0	GNMA #354711 DTD 12/1/1993 6 5% 12/15/2023	10/18/00	02/15/01	1,284 01	1,278 59	5 42
0	GNMA #451439 DTD 7 5% 3/15/2024	06/15/00	02/15/01	32,470 71	32,369 24	101 47
0	GNMA #505812 DTD 6 5% 7/1/2029	11/08/00	02/25/01	477 47	457 70	19 77
0	GNMA #547372 DTD 10/1/2000 6 5% 10/1/2030	11/08/00	02/25/01	40 24	38 57	1 67
0	GNMA #558921 DTD 11/1/2000 6 5% 11/1/2030	11/08/00	02/25/01	4 31	04 14	0 17
0	PNC MORTGAGE SECURITIES CORP 1998-11 2A1DTD 10/1/1998 6 5% 11/25/2013	04/06/00	02/25/01	13,759 64	13,189 91	569 73
0	GNMA #354711 DTD 12/1/1993 6 5% 12/15/2023	10/18/00	03/15/01	1,129 02	1,124 26	4 76
0	GNMA #451439 DTD 7 5% 9/15/2027	06/15/00	03/15/01	66,107 45	65,900 87	206 58
0	GNMA #505812 DTD 6 5% 7/1/2029	11/08/00	03/25/01	531 44	509 43	22 01
0	GNMA #547372 DTD 10/1/2000 6 5% 10/1/2030	11/08/00	03/25/01	33 15	31 77	1 38
0	GNMA #558921 DTD 11/1/2000 6 5% 11/1/2030	11/08/00	03/25/01	4 19	04 01	0 18
0	PNC MORTGAGE SECURITIES CORP 1998-11 2A1DTD 10/1/1998 6 5% 11/25/2013	04/06/00	03/25/01	7,118 83	6,824 07	294 76
0	GNMA #354711 DTD 12/1/1993 6 5% 12/15/2023	10/18/00	04/15/01	2,818 92	2,807 03	11 89
0	GNMA #389210 DTD 7 5% 3/15/2024	10/18/00	04/15/01	36 71	37 06	0 35-

CONFIDENTIAL

Gain/loss period is short
 Disposal method redemption

FEDERAL SCHEDULE D CHRONOLOGICALLY

01/01/2001 TO 12/31/2001

ADMINISTRATOR JULIUS J CIESIELKA
 INV OFFICER STEVE LEHMAN
 TAX OFFICER FRANCIS MEHAFREY

ACCOUNT 0049-03-1/3 (cont)
 THE J N PEW JR TRUST
 TAXPAYER ID 23-6299309

UNITS	SECURITY	DATE ACQUIRED	DATE DISPOSED	PROCEEDS	BASIS DISPOSED	GAIN/(LOSS)
0	GNMA #451439 DTD 9/1/1997 7 5% 9/15/2027	06/15/00	04/15/01	73,864 08	73,633 26	230 82
0	GNMA #505812 DTD 7/1/1999 6 5% 7/1/2029	11/08/00	04/25/01	470 99	451 49	19 50
0	GNMA #547372 DTD 7/1/2029 6 5% 7/1/2029	11/08/00	04/25/01	1,999 34	1,916 55	82 79
0	GNMA #558921 DTD 11/1/2000 6 5% 11/1/2030	11/08/00	04/25/01	4 46	04 28	0 18
0	PNC MORTGAGE SECURITIES CORP 1998-11 2AIDTD 10/1/1998 6 5% 11/25/2013	04/06/00	04/25/01	5,918 63	5,673 56	245 07
0	GNMA #354711 DTD 01/23/01 5/15/01 12/1/1993 6 5% 12/15/2023	05/15/01	05/15/01	1,439 05	1,432 98	6 07
0	GNMA #389210 DTD 3/1/1994 10/18/00 05/15/01 7 5% 3/15/2024	05/15/01	05/15/01	48 84	49 30	0 46-
0	GNMA #451439 DTD 9/1/1997 7 5% 9/15/2027	06/15/00	05/15/01	67,649 70	67,438 29	211 41
0	GNMA #505812 DTD 7/1/1999 6 5% 7/1/2029	11/08/00	05/25/01	12,003 76	11,506 73	497 03
0	GNMA #547372 DTD 7/1/2029 6 5% 7/1/2029	11/08/00	05/25/01	993 22	952 09	41 13
0	GNMA #558921 DTD 11/1/2000 6 5% 11/1/2030	11/08/00	05/25/01	5 86	05 62	0 24
0	GNMA #354711 DTD 01/23/01 06/15/01 12/1/1993 6 5% 12/15/2023	06/15/01	06/15/01	1,759 13	1,751 71	7 42
0	GNMA #389210 DTD 3/1/1994 10/18/00 06/15/01 7 5% 3/15/2024	06/15/01	06/15/01	37 29	37 64	0 35-
0	GNMA #451439 DTD 9/1/1997 7 5% 9/15/2027	06/15/00	06/15/01	68,496 53	68,282 47	214 06
0	GNMA #505812 DTD 7/1/1999 6 5% 7/1/2029	11/08/00	06/25/01	11,463 41	10,988 75	474 66
0	GNMA #547372 DTD 7/1/2029 6 5% 7/1/2029	11/08/00	06/25/01	30 98	29 70	1 28
0	GNMA #558921 DTD 11/1/2000 6 5% 11/1/2030	11/08/00	06/25/01	4 06	03 89	0 17

Gain/loss period is short disposal method redemption

CONFIDENTIAL

01/01/2001 TO 12/31/2001

ACCOUNT 0049-03-1/3 (cont)
 THE J N PEW JR TRUST
 TAXPAYER ID 23-6299309

ADMINISTRATOR JULIUS J CIESIELKA
 INV OFFICER STEVE LEHMAN
 TAX OFFICER FRANCIS MEHAFFEY

UNITS	SECURITY	ACQUIRED DATE	DISPOSED DATE	PROCEEDS	BASIS DISPOSED	GAIN/(LOSS)
-------	----------	---------------	---------------	----------	----------------	-------------

0	GNMA #354711 DTD 12/1/1993 6 5% 12/15/2023	01/23/01 07/15/01	01/23/01 07/15/01	3,515 93	3,501 10	14 83
0	GNMA #389210 DTD 3/1/1994 7 5% 3/15/2024	10/18/00 07/15/01	10/18/00 07/15/01	48 69	49 15	0 46-
0	FHLMC GOLD #C10886 DTD 6/1/1998 7% 6/1/2028	05/25/01 07/15/01	05/25/01 07/15/01	36,551 32	36,794 04	242 72-
0	FNMA #505812 DTD 7/1/1999 6 5% 7/1/2029	11/08/00 07/25/01	11/08/00 07/25/01	4,331 74	4,152 38	179 36
0	FNMA #547372 DTD 10/1/2000 6 5% 10/1/2030	11/08/00 07/25/01	11/08/00 07/25/01	3,215 73	3,082 58	133 15
0	FNMA #558921 DTD 11/1/2000 6 5% 11/1/2030	11/08/00 07/25/01	11/08/00 07/25/01	4 02	03 86	0 16
0	GNMA #354711 DTD 12/1/1993 6 5% 12/15/2023	01/23/01 08/15/01	01/23/01 08/15/01	2,300 38	2,290 67	9 71
0	GNMA #389210 DTD 3/1/1994 7 5% 3/15/2024	10/18/00 08/15/01	10/18/00 08/15/01	37 72	38 07	0 35-
0	FHLMC GOLD #C10886 DTD 6/1/1998 7% 6/1/2028	05/25/01 08/15/01	05/25/01 08/15/01	42,528 44	42,810 86	282 42-
0	FNMA #505812 DTD 7/1/1999 6 5% 7/1/2029	11/08/00 08/25/01	11/08/00 08/25/01	7,799 31	7,476 37	322 94
0	FNMA #547372 DTD 10/1/2000 6 5% 10/1/2030	11/08/00 08/25/01	11/08/00 08/25/01	36 54	35 02	1 52
0	FNMA #558921 DTD 11/1/2000 6 5% 11/1/2030	11/08/00 08/25/01	11/08/00 08/25/01	5 13	04 92	0 21
0	GNMA #354711 DTD 12/1/1993 6 5% 12/15/2023	01/23/01 09/15/01	01/23/01 09/15/01	2,636 01	2,624 89	11 12
0	GNMA #389210 DTD 3/1/1994 7 5% 3/15/2024	10/18/00 09/15/01	10/18/00 09/15/01	49 54	50 00	0 46-
0	FHLMC GOLD #C10886 DTD 6/1/1998 7% 6/1/2028	05/25/01 09/15/01	05/25/01 09/15/01	20,359 82	20,495 03	135 21-
0	FNMA #505812 DTD 7/1/1999 6 5% 7/1/2029	11/08/00 09/25/01	11/08/00 09/25/01	436 32	418 25	18 07
0	GNMA #354711 DTD 12/1/1993 6 5% 12/15/2023	01/23/01 10/15/01	01/23/01 10/15/01	5,360 87	5,338 26	22 61

CONFIDENTIAL

Gain/loss period is short
 Disposal method is redemption

FEDERAL SCHEDULE D CHRONOLOGICALLY

01/01/2001 TO 12/31/2001

ADMINISTRATOR JULIUS J CIESIELKA
 INV OFFICER STEVE LEHMAN
 TAX OFFICER FRANCIS MEHAFFEY

ACCOUNT THE J N PEW JR TRUST
 TAXPAYER ID 23-6299309

UNITS	SECURITY	DATE ACQUIRED	DATE DISPOSED	PROCEEDS	BASIS DISPOSED	GAIN/(LOSS)
0	GNMA #389210 DTD 3/1/1994	10/18/00	10/15/01	37 83	38 19	0 36-
0	FHLMC GOLD #C10886 DTD 7 5% 3/15/2024	05/25/01	10/15/01	2,032 15	2,045 65	13 50-
0	FHLMC GOLD #C10886 DTD 6/1/1998 7% 6/1/2028	05/25/01	10/15/01	2,032 15	2,045 65	13 50-
0	FNMA #505812 DTD 7/1/1999	11/08/00	10/25/01	6,546 25	6,275 20	271 05
0	6 5% 7/1/2029					
0	GLENMEDE FUND INC - ADVISOR SMALL CAP	n/a	10/26/01	106,402 80	0 00	106,402 80
0	GNMA #354711 DTD 12/1/1993 6 5% 12/15/2023	01/23/01	11/15/01	3,329 09	3,315 05	14 04
0	FHLMC GOLD #C10886 DTD 6/1/1998 7% 6/1/2028	05/25/01	11/15/01	2,063 64	2,077 34	13 70-
0	FNMA #505812 DTD 7/1/1999	11/08/00	11/25/01	5,815 08	5,574 30	240 78
0	6 5% 7/1/2029					
0	GNMA #354711 DTD 12/1/1993 6 5% 12/15/2023	01/23/01	12/15/01	3,516 00	3,501 16	14 84
0	FHLMC GOLD #C10886 DTD 6/1/1998 7% 6/1/2028	05/25/01	12/15/01	43,970 28	44,262 27	291 99-
0	VANGUARD PRIMCAP FUND ADMIRAL SHARES	n/a	12/13/01	6,534 22	0 00	6,534 22

Total for disposal method redemption						117,088 28

Disposal method sale						4,923 92
5,600	SYS CO CORP	05/05/00	01/04/01	138,787 44	108,757 04	20,030 40
1,700	QUAKER OATS CO	05/05/00	01/04/01	162,047 94	117,100 08	44,947 86
100	SAFEMAY STORES INC	10/30/00	01/04/01	5,378 95	5,349 75	29 20
2,500	SAFEMAY STORES INC	11/09/00	01/04/01	134,473 76	145,361 25	10,887 49-
400	SAFEMAY STORES INC	07/20/00	01/04/01	21,515 80	18,441 00	3,074 80
2,200	HOME DEPOT INC	09/26/00	01/05/01	109,874 23	116,795 80	6,921 57-
650	AES CORP	11/29/00	01/05/01	33,365 07	34,125 00	759 93-
2,500	OCCIDENTAL PETROLEUM CORP	09/07/00	01/02/01	62,182 42	57,258 50	4,923 92

CONFIDENTIAL

01/01/2001 TO 12/31/2001

ACCOUNT THE J N PEM JR TRUST)
TAXPAYER ID 23-6299309
ADMINISTRATOR JULIUS J CIESIELKA
INV OFFICER STEVE LEHMAN
TAX OFFICER FRANCIS MEHAFFEY

UNITS	SECURITY	DATE ACQUIRED	DATE DISPOSED	PROCEEDS	BASIS DISPOSED	GAIN/(LOSS)
-------	----------	---------------	---------------	----------	----------------	-------------

1,025	ALLSTATE CORP	08/08/00	01/05/01	38,824	27	30,797
775	AMERICAN EXPRESS CO	12/22/00	01/05/01	40,071	66	41,453
975	APPLIED MATERIALS INC	11/02/00	01/05/01	42,167	34	50,760
800	BANK OF NEW YORK	09/29/00	01/05/01	43,986	61	45,290
1,300	B&T CORP	12/08/00	01/05/01	48,117	37	44,929
975	BURLINGTON RESOURCES	05/26/00	01/05/01	48,202	29	42,907
950	CISCO SYSTEMS	11/01/00	01/05/01	36,870	64	49,145
725	COLGATE PALMOLIVE CO	11/20/00	01/05/01	41,841	69	43,791
1,375	COMPUTER ASSOC INTERNATIONAL INC	10/26/00	01/05/01	32,857	28	42,780
850	CVS CORP	11/17/00	01/05/01	44,218	92	43,401
1,625	DARDEN RESTAURANTS INC	11/28/00	01/05/01	35,913	90	42,432
89	DUKE ENERGY CORP	05/08/00	01/05/01	6,575	15	5,295
436	DUKE ENERGY CORP	05/09/00	01/05/01	32,210	87	25,611
975	ELI LILLY & CO	06/16/00	01/05/01	78,951	40	82,909
425	EMC CORP	11/01/00	01/05/01	28,370	10	38,222
1,150	EMERSON ELECTRIC CO	12/08/00	01/05/01	85,658	00	89,029
500	FED NAT'L MTG ASSN	12/27/00	01/05/01	39,853	02	43,130
800	GENERAL ELECTRIC CO	09/22/00	01/05/01	37,594	34	45,564
450	GENZYME CORP	12/27/00	01/05/01	35,036	50	40,115
3,100	GPU INC	10/10/00	01/05/01	107,304	45	100,283
625	HARTFORD FINANCIAL SERVICES GROUP INC	10/02/00	01/05/01	39,531	49	46,440
2,725	HCA - THE HEALTHCARE COMPANY	10/12/00	01/05/01	103,630	47	108,982
1,075	INTEL CORP	11/01/00	01/05/01	35,003	52	48,755
700	INTERNATIONAL BUSINESS MACHINES CORP	09/22/00	01/05/01	65,812	50	85,704
1,225	JOHN HANCOCK FINANCIAL SERVICES	10/02/00	01/05/01	41,562	25	33,453
1,500	LOCKHEED MARTIN CORP	09/26/00	01/05/01	48,873	17	45,825
1,725	MCN ENERGY GROUP INC	12/27/00	01/05/01	45,768	76	46,979
1,925	MELON FINANCIAL CORP	05/05/00	01/05/01	94,379	60	60,493
1,325	MERRILL LYNCH & CO INC	12/27/00	01/05/01	94,195	88	86,540
650	MGIC INVESTMENT CORP	12/27/00	01/05/01	38,381	22	43,947
425	3M CO	01/06/00	01/05/01	47,284	60	41,963
2,750	MOTOROLA INC	02/22/00	01/05/01	59,037	22	134,860
1,575	NATIONAL CITY CORP	12/27/00	01/05/01	45,281	78	46,028
1,000	NATIONWIDE FINANCIAL SERV	12/28/00	01/05/01	43,218	75	47,054
925	NCR CORPORATION (NEW)	11/09/00	01/05/01	42,463	48	44,113
625	NORTEL NETWORKS CORP	11/01/00	01/05/01	21,022	29	27,481
1,025	ALSTARE CORP	08/08/00	01/05/01	38,824	27	30,797
775	AMERICAN EXPRESS CO	12/22/00	01/05/01	40,071	66	41,453
975	APPLIED MATERIALS INC	11/02/00	01/05/01	42,167	34	50,760
800	BANK OF NEW YORK	09/29/00	01/05/01	43,986	61	45,290
1,300	B&T CORP	12/08/00	01/05/01	48,117	37	44,929
975	BURLINGTON RESOURCES	05/26/00	01/05/01	48,202	29	42,907
950	CISCO SYSTEMS	11/01/00	01/05/01	36,870	64	49,145
725	COLGATE PALMOLIVE CO	11/20/00	01/05/01	41,841	69	43,791
1,375	COMPUTER ASSOC INTERNATIONAL INC	10/26/00	01/05/01	32,857	28	42,780
850	CVS CORP	11/17/00	01/05/01	44,218	92	43,401
1,625	DARDEN RESTAURANTS INC	11/28/00	01/05/01	35,913	90	42,432
89	DUKE ENERGY CORP	05/08/00	01/05/01	6,575	15	5,295
436	DUKE ENERGY CORP	05/09/00	01/05/01	32,210	87	25,611
975	ELI LILLY & CO	06/16/00	01/05/01	78,951	40	82,909
425	EMC CORP	11/01/00	01/05/01	28,370	10	38,222
1,150	EMERSON ELECTRIC CO	12/08/00	01/05/01	85,658	00	89,029
500	FED NAT'L MTG ASSN	12/27/00	01/05/01	39,853	02	43,130
800	GENERAL ELECTRIC CO	09/22/00	01/05/01	37,594	34	45,564
450	GENZYME CORP	12/27/00	01/05/01	35,036	50	40,115
3,100	GPU INC	10/10/00	01/05/01	107,304	45	100,283
625	HARTFORD FINANCIAL SERVICES GROUP INC	10/02/00	01/05/01	39,531	49	46,440
2,725	HCA - THE HEALTHCARE COMPANY	10/12/00	01/05/01	103,630	47	108,982
1,075	INTEL CORP	11/01/00	01/05/01	35,003	52	48,755
700	INTERNATIONAL BUSINESS MACHINES CORP	09/22/00	01/05/01	65,812	50	85,704
1,225	JOHN HANCOCK FINANCIAL SERVICES	10/02/00	01/05/01	41,562	25	33,453
1,500	LOCKHEED MARTIN CORP	09/26/00	01/05/01	48,873	17	45,825
1,725	MCN ENERGY GROUP INC	12/27/00	01/05/01	45,768	76	46,979
1,925	MELON FINANCIAL CORP	05/05/00	01/05/01	94,379	60	60,493
1,325	MERRILL LYNCH & CO INC	12/27/00	01/05/01	94,195	88	86,540
425	3M CO	01/06/00	01/05/01	47,284	60	41,963
2,750	MOTOROLA INC	02/22/00	01/05/01	59,037	22	134,860
1,575	NATIONAL CITY CORP	12/27/00	01/05/01	45,281	78	46,028
1,000	NATIONWIDE FINANCIAL SERV	12/28/00	01/05/01	43,218	75	47,054
925	NCR CORPORATION (NEW)	11/09/00	01/05/01	42,463	48	44,113
625	NORTEL NETWORKS CORP	11/01/00	01/05/01	21,022	29	27,481
1,025	ALSTARE CORP	08/08/00	01/05/01	38,824	27	30,797
775	AMERICAN EXPRESS CO	12/22/00	01/05/01	40,071	66	41,453
975	APPLIED MATERIALS INC	11/02/00	01/05/01	42,167	34	50,760
800	BANK OF NEW YORK	09/29/00	01/05/01	43,986	61	45,290
1,300	B&T CORP	12/08/00	01/05/01	48,117	37	44,929
975	BURLINGTON RESOURCES	05/26/00	01/05/01	48,202	29	42,907
950	CISCO SYSTEMS	11/01/00	01/05/01	36,870	64	49,145
725	COLGATE PALMOLIVE CO	11/20/00	01/05/01	41,841	69	43,791
1,375	COMPUTER ASSOC INTERNATIONAL INC	10/26/00	01/05/01	32,857	28	42,780
850	CVS CORP	11/17/00	01/05/01	44,218	92	43,401
1,625	DARDEN RESTAURANTS INC	11/28/00	01/05/01	35,913	90	42,432
89	DUKE ENERGY CORP	05/08/00	01/05/01	6,575	15	5,295
436	DUKE ENERGY CORP	05/09/00	01/05/01	32,210	87	25,611
975	ELI LILLY & CO	06/16/00	01/05/01	78,951	40	82,909
425	EMC CORP	11/01/00	01/05/01	28,370	10	38,222
1,150	EMERSON ELECTRIC CO	12/08/00	01/05/01	85,658	00	89,029
500	FED NAT'L MTG ASSN	12/27/00	01/05/01	39,853	02	43,130
800	GENERAL ELECTRIC CO	09/22/00	01/05/01	37,594	34	45,564
450	GENZYME CORP	12/27/00	01/05/01	35,036	50	40,115
3,100	GPU INC	10/10/00	01/05/01	107,304	45	100,283
625	HARTFORD FINANCIAL SERVICES GROUP INC	10/02/00	01/05/01	39,531	49	46,440
2,725	HCA - THE HEALTHCARE COMPANY	10/12/00	01/05/01	103,630	47	108,982
1,075	INTEL CORP	11/01/00	01/05/01	35,003	52	48,755
700	INTERNATIONAL BUSINESS MACHINES CORP	09/22/00	01/05/01	65,812	50	85,704
1,225	JOHN HANCOCK FINANCIAL SERVICES	10/02/00	01/05/01	41,562	25	33,453
1,500	LOCKHEED MARTIN CORP	09/26/00	01/05/01	48,873	17	45,825
1,725	MCN ENERGY GROUP INC	12/27/00	01/05/01	45,768	76	46,979
1,925	MELON FINANCIAL CORP	05/05/00	01/05/01	94,379	60	60,493
1,325	MERRILL LYNCH & CO INC	12/27/00	01/05/01	94,195	88	86,540
425	3M CO	01/06/00	01/05/01	47,284	60	41,963
2,750	MOTOROLA INC	02/22/00	01/05/01	59,037	22	134,860
1,575	NATIONAL CITY CORP	12/27/00	01/05/01	45,281	78	46,028
1,000	NATIONWIDE FINANCIAL SERV	12/28/00	01/05/01	43,218	75	47,054
925	NCR CORPORATION (NEW)	11/09/00	01/05/01	42,463	48	44,113
625	NORTEL NETWORKS CORP	11/01/00	01/05/01	21,022	29	27,481
1,025	ALSTARE CORP	08/08/00	01/05/01	38,824	27	30,797
775	AMERICAN EXPRESS CO	12/22/00	01/05/01	40,071	66	41,453
975	APPLIED MATERIALS INC	11/02/00	01/05/01	42,167	34	50,760
800	BANK OF NEW YORK	09/29/00	01/05/01	43,986	61	45,290
1,300	B&T CORP	12/08/00	01/05/01	48,117	37	44,929
975	BURLINGTON RESOURCES	05/26/00	01/05/01	48,202	29	42,907
950	CISCO SYSTEMS	11/01/00	01/05/01	36,870	64	49,145
725	COLGATE PALMOLIVE CO	11/20/00	01/05/01	41,841	69	43,791
1,375	COMPUTER ASSOC INTERNATIONAL INC	10/26/00	01/05/01	32,857	28	42,780
850	CVS CORP	11/17/00	01/05/01	44,218	92	43,401
1,625	DARDEN RESTAURANTS INC	11/28/00	01/05/01	35,913	90	42,432
89	DUKE ENERGY CORP	05/08/00	01/05/01	6,575	15	5,295
436	DUKE ENERGY CORP	05/09/00	01/05/01	32,210	87	25,611
975	ELI LILLY & CO	06/16/00	01/05/01	78,951	40	82,909
425	EMC CORP	11/01/00	01/05/01	28,370	10	38,222
1,150	EMERSON ELECTRIC CO	12/08/00	01/05/01	85,658	00	89,029
500	FED NAT'L MTG ASSN	12/27/00	01/05/01	39,853	02	43,130
800	GENERAL ELECTRIC CO	09/22/00	01/05/01	37,594	34	45,564
450	GENZYME CORP	12/27/00	01/05/01	35,036	50	40,115
3,100	GPU INC	10/10/00	01/05/01	107,304	45	100,283
625	HARTFORD FINANCIAL SERVICES GROUP INC	10/02/00	01/05/01	39,531	49	46,440
2,725	HCA - THE HEALTHCARE COMPANY	10/12/00	01/05/01	103,630	47	108,982
1,075	INTEL CORP	11/01/00	01/05/01	35,003	52	48,755
700	INTERNATIONAL BUSINESS MACHINES CORP	09/22/00	01/05/01	65,812	50	85,704
1,225	JOHN HANCOCK FINANCIAL SERVICES	10/02/00	01/05/01	41,562	25	33,453
1,500	LOCKHEED MARTIN CORP	09/26/00	01/05/01	48,873	17	45,825
1,725	MCN ENERGY GROUP INC	12/27/00	01/05/01	45,768	76	46,979
1,925	MELON FINANCIAL CORP	05/05/00	01/05/01	94,379	60	60,493
1,325	MERRILL LYNCH & CO INC	12/27/00</				

FEDERAL SCHEDULE D CHRONOLOGICALLY

01/01/2001 TO 12/31/2001

ACCOUNT 0049-03-1/3 (cont)
 THE J N PEW JR TRUST
 TAXPAYER ID 23-6299309
 ADMINISTRATOR JULIUS J CIESIELKA
 INV OFFICER STEVE LEHMAN
 TAX OFFICER FRANCIS MEHAFFEY

UNITS	SECURITY	DATE ACQUIRED	DATE DISPOSED	PROCEEDS	BASIS DISPOSED	GAIN/(LOSS)
500	NORTHERN TRUST CORP	05/10/00	01/05/01	37,998 73	32,811 30	5,187 43
3,950	OCCIDENTAL PETROLEUM CORP	09/18/00	01/05/01	94,145 10	96,037 53	1,892 43-
3,200	ORACLE SYSTEMS	07/31/00	01/05/01	98,996 70	118,755 20	19,758 50-
625	ORACLE SYSTEMS	10/13/00	01/05/01	19,335 29	21,882 81	2,547 52-
650	PEPSICO INC	07/20/00	01/05/01	29,661 95	28,632 82	1,029 13
775	PHARMACIA CORPORATION	12/11/00	01/05/01	43,269 36	46,093 98	2,824 62-
675	PNC BANK CORP	09/29/00	01/05/01	49,394 65	44,554 66	4,839 99
825	QUAKER OATS CO	06/20/00	01/05/01	78,927 59	60,976 90	17,950 69
375	QUAKER OATS CO	05/08/00	01/05/01	35,876 18	26,085 75	9,790 43
1,525	SAFEWAY STORES INC	11/09/00	01/05/01	81,397 97	88,160 25	6,762 28-
1,875	SBC COMMUNICATIONS INC	09/22/00	01/05/01	96,118 29	88,699 87	7,418 42
850	ST PAUL COS INC	11/24/00	01/05/01	41,226 00	42,555 25	1,329 25-
1,375	STARWOOD HOTELS & RESORTS WORLDWIDE	06/26/00	01/05/01	52,165 76	43,973 88	8,191 88
1,200	SUN MICROSYSTEMS INC	07/31/00	01/05/01	34,948 83	61,594 50	26,645 67-
3,175	SYSCO CORP	09/06/00	01/05/01	82,061 80	67,543 68	14,518 12
3,875	TARGET CORP	11/09/00	01/05/01	135,387 59	108,691 81	26,695 78
900	UNITED TECHNOLOGIES CORP	12/08/00	01/05/01	65,270 41	68,454 00	3,183 59-
1,125	WASHINGTON MUTUAL INC	10/13/00	01/05/01	52,007 24	44,780 06	7,227 18
2,575	WASTE MANAGEMENT	12/27/00	01/05/01	69,833 47	67,368 44	2,465 03
1,625	WORLDCOM INC-WORLDCOM GROUP	07/06/00	01/05/01	30,670 85	74,638 20	43,967 35-
102	STEWART & STEVENSON SERVICES	10/06/00	01/09/01	2,549 91	1,938 00	611 91
1,900	OCCIDENTAL PETROLEUM CORP	09/07/00	01/10/01	44,428 30	43,516 46	911 84
78	STEWART & STEVENSON SERVICES	10/06/00	01/10/01	1,942 99	1,482 00	460 99
212	STEWART & STEVENSON SERVICES	10/09/00	01/10/01	5,280 93	3,975 00	1,305 93
2,175	HARTFORD FINANCIAL SERVICES GROUP INC	10/03/00	01/10/01	134,381 58	164,753 86	30,372 28-
2,300	HARTFORD FINANCIAL SERVICES GROUP INC	09/29/00	01/10/01	142,104 66	168,351 49	26,246 83-
4,525	JOHN HANCOCK FINANCIAL SERVICES	10/03/00	01/10/01	153,796 89	127,183 73	26,613 16
4,788	JOHN HANCOCK FINANCIAL SERVICES	09/29/00	01/10/01	162,735 80	129,314 78	33,421 02

CONFIDENTIAL

01/01/2001 TO 12/31/2001

ACCOUNT 0049-03-1/3 (cont)
 THE J N PEW JR TRUST
 TAXPAYER ID 23-6299309
 ADMINISTRATOR JULIUS J CIESIELKA
 INV OFFICER STEVE LEHMAN
 TAX OFFICER FRANCIS MEHAFFEY

UNITS	SECURITY	DATE ACQUIRED	DATE DISPOSED	PROCEEDS	BASIS DISPOSED	GAIN/(LOSS)
-------	----------	------------------	------------------	----------	-------------------	-------------

112	JOHN HANCOCK FINANCIAL SRVCS	01/10/01	01/10/01	3,806 69	3,058 60	748 09
500	NORTHERN TRUST CORP	01/10/01	05/03/00	35,668 26	32,911 10	2,757 16
525	NORTHERN TRUST CORP	01/10/01	05/22/00	37,451 67	34,715 62	2,736 05
475	NORTHERN TRUST CORP	01/10/01	07/19/00	33,884 85	35,446 88	1,562 03-
350	NORTHERN TRUST CORP	01/10/01	07/31/00	24,967 78	26,191 66	1,223 88-
1,942	NORTHERN TRUST CORP	01/10/01	05/05/00	138,535 52	122,467 37	16,068 15
58	NORTHERN TRUST CORP	01/10/01	05/05/00	4,137 52	3,657 63	479 89
2,600	GPU INC	01/10/01	09/27/00	90,944 96	83,958 16	6,986 80
1,150	ELI LILLY & CO	01/10/01	06/01/00	95,889 20	89,063 36	6,825 84
525	ELI LILLY & CO	01/10/01	07/19/00	43,775 51	52,762 50	8,986 99-
525	ELI LILLY & CO	01/10/01	07/31/00	43,775 51	54,063 24	10,287 73-
444	ELI LILLY & CO	01/10/01	06/19/00	37,021 57	37,600 14	578 57-
556	ELI LILLY & CO	01/10/01	06/19/00	46,360 35	47,099 48	739 13-
2,900	ELI LILLY & CO	01/10/01	09/12/00	241,807 56	203,174 00	38,633 56
2,450	SYSCO CORP	01/10/01	05/22/00	63,244 63	50,068 81	13,175 82
2,150	SYSCO CORP	01/10/01	08/09/00	55,500 40	44,161 32	11,339 08
1,400	SYSCO CORP	01/10/01	10/26/00	36,139 79	34,749 12	1,390 67
625	SYSCO CORP	01/10/01	07/31/00	16,133 84	12,428 50	3,705 34
308	STEWART & STEVENSON SERVICES	01/11/01	10/09/00	7,661 24	5,775 00	1,886 24
375	INTERNATIONAL BUSINESS MACHINES CORP	01/11/01	09/14/00	34,800 19	47,881 87	13,081 68-
550	INTERNATIONAL BUSINESS MACHINES CORP	01/11/01	09/22/00	51,040 27	67,338 92	16,298 65-
425	EMC CORP	01/11/01	07/31/00	30,467 15	36,121 60	5,654 45-
450	EMC CORP	01/11/01	08/09/00	25,090 59	31,876 00	6,785 41-
350	EMC CORP	01/11/01	10/26/00	32,259 33	37,742 63	5,483 30-
975	MOTOROLA INC	01/11/01	05/03/00	21,793 06	37,721 13	15,928 07-
900	MOTOROLA INC	01/11/01	07/18/00	20,116 67	33,910 38	13,793 71-
302	MOTOROLA INC	01/11/01	07/31/00	6,750 26	10,135 12	3,384 86-
598	MOTOROLA INC	01/11/01	07/31/00	13,366 41	19,963 09	6,596 68-
421	MOTOROLA INC	01/11/01	08/09/00	9,410 13	14,596 11	5,185 98-
504	MOTOROLA INC	01/11/01	08/09/00	11,265 33	17,536 38	6,271 05-
3,300	MOTOROLA INC	01/11/01	09/22/00	73,761 11	105,461 07	31,699 96-
2,000	ORTHODONTIC CENTER OF AMER	01/12/01	10/03/00	57,000 90	59,302 00	2,301 10-
6,825	JOHN HANCOCK FINANCIAL SRVCS	01/12/01	10/02/00	218,678 66	186,383 24	32,295 42
2,425	GPU INC	01/12/01	10/10/00	82,604 86	78,447 54	4,157 32

CONFIDENTIAL

01/01/2001 TO 12/31/2001

ADMINISTRATOR JULIUS J CIESIELKA
 INV OFFICER STEVE LEHMAN
 TAX OFFICER FRANCIS MEHAFREY

ACCOUNT 0049-03-1/3 (cont)
 THE J N BEW JR TRUST
 TAXPAYER ID 23-6299309

UNITS	SECURITY	DATE ACQUIRED	DATE DISPOSED	PROCEEDS	BASIS DISPOSED	GAIN/(LOSS)
2,375	QUAKER OATS CO	05/08/00	01/12/01	226,337 79	165,209 75	61,128 04
950	SAFEMAY STORES INC	11/09/00	01/12/01	47,812 76	54,919 50	7,106 74
2,650	SAFEMAY STORES INC	07/20/00	01/12/01	133,372 43	122,171 63	11,200 80
3,035	PNC BANK CORP	09/29/00	01/12/01	209,385 56	200,330 94	9,054 62
715	PNC BANK CORP	10/02/00	01/12/01	49,328 06	46,721 03	2,607 03
325	SYSCO CORP	09/06/00	01/12/01	8,025 38	6,913 92	1,111 46
7,375	SYSCO CORP	05/08/00	01/12/01	182,114 37	145,218 55	36,895 82
624	HARTFORD FINANCIAL SERVICES GROUP INC	10/02/00	01/12/01	37,789 61	46,366 13	8,576 52
2,776	HARTFORD FINANCIAL SERVICES GROUP INC	09/29/00	01/12/01	168,115 34	203,192 93	35,077 59
200	STEWART & STEVENSON SERVICES	10/09/00	01/12/01	5,349 82	3,750 00	1,599 82
40	STEWART & STEVENSON SERVICES	08/29/00	01/12/01	1,069 96	645 00	424 96
2,450	NORTHERN TRUST CORP	05/10/00	01/12/01	170,577 77	160,775 37	9,802 40
300	NORTHERN TRUST CORP	05/10/00	01/12/01	20,887 07	19,686 78	1,200 29
3,049	ELI LILLY & CO	06/16/00	01/12/01	251,267 64	259,271 71	8,004 07
225	ELI LILLY & CO	06/16/00	01/12/01	18,542 22	19,132 87	590 65
2,176	ELI LILLY & CO	06/19/00	01/12/01	179,323 83	184,331 79	5,007 96
18 94	CEOW FAMILY HOLDINGS REALTY PARTNERS LP	06/27/00	01/16/01	18 94	18 94	0 00
560	STEWART & STEVENSON SERVICES	08/29/00	01/16/01	15,125 21	9,030 00	6,095 21
700	SYMANTEC CORP	08/16/00	01/18/01	34,872 14	30,646 21	4,225 93
1,800	SYMANTEC CORP	09/21/00	01/18/01	89,671 21	75,597 30	14,073 91
375	KERR MCGEE CORP	05/03/00	01/18/01	23,833 04	20,064 79	3,768 25
350	KERR MCGEE CORP	07/19/00	01/18/01	22,244 17	20,125 00	2,119 17
350	KERR MCGEE CORP	07/31/00	01/18/01	22,244 18	19,479 50	2,764 68
350	KERR MCGEE CORP	08/09/00	01/18/01	15,888 69	14,811 87	1,076 82
400	KERR MCGEE CORP	05/05/00	01/18/01	25,421 91	21,199 00	4,222 91
1,175	AMGEN	07/27/00	01/22/01	78,648 94	81,809 38	3,160 44
325	AMGEN	07/31/00	01/22/01	21,753 96	21,409 38	344 58
400	AMGEN	08/09/00	01/22/01	26,774 11	27,875 00	1,100 89
87	DATA SCOPE CORP	09/13/00	01/22/01	3,127 55	2,838 72	288 83
212	DATA SCOPE CORP	09/13/00	01/22/01	7,646 67	6,917 35	729 32
425	KERR MCGEE CORP	05/22/00	01/17/01	27,795 90	25,180 19	2,615 71
125	KERR MCGEE CORP	08/09/00	01/17/01	8,175 26	7,405 94	769 32

CONFIDENTIAL

01/01/2001 TO 12/31/2001

ACCOUNT 0049-03-1/3 (cont)
 THE J N FEM JT TRUST
 TAXPAYER ID 23-6299309
 ADMINISTRATOR JULIUS J CIESIELKA
 INV OFFICER STEVE LEHMAN
 TAX OFFICER FRANCIS MEHAFEBY

UNITS	SECURITY	DATE ACQUIRED	DATE DISPOSED	PROCEEDS	BASIS DISPOSED	GAIN/(LOSS)
3,700	BURLINGTON RESOURCES	05/26/00	01/17/01	188,872 03	162,826 64	26,045 39
892	INTERNAP NETWORK SERVICES	03/25/00	01/17/01	7,637 50	5,467 96	2,169 54
701	DATASCOPE CORP	09/13/00	01/23/01	25,355 79	22,872 93	2,482 86
500	BROOKS AUTOMATION INC	08/24/00	01/23/01	17,147 72	27,391 00	10,243 28-
1,225	PNC BANK CORP	10/03/00	01/24/01	95,864 92	89,848 25	6,016 67
1,100	TYCO INTERNATIONAL LTD	07/19/00	01/24/01	67,375 50	59,468 75	7,906 75
100	EXXON MOBIL CORPORATION	09/20/00	01/24/01	8,137 48	8,906 00	768 52-
500	EXXON MOBIL CORPORATION	08/09/00	01/24/01	40,687 39	41,026 95	339 56-
800	MICRON TECHNOLOGY INC	07/18/00	01/24/01	35,667 69	74,782 64	39,114 95-
200	MICRON TECHNOLOGY INC	07/31/00	01/24/01	8,916 92	16,262 00	7,345 08-
300	MICRON TECHNOLOGY INC	08/09/00	01/24/01	13,375 38	24,168 00	10,792 62-
2,700	MICRON TECHNOLOGY INC	09/20/00	01/24/01	120,378 45	173,294 37	52,915 92-
1,750	AMERICAN INTERNATIONAL GROUP INC	01/12/01	01/24/01	152,705 85	143,736 25	8,969 60
450	AMERICAN INTERNATIONAL GROUP INC	07/19/00	01/24/01	39,267 22	35,756 25	3,510 97
425	AMERICAN INTERNATIONAL GROUP INC	07/31/00	01/24/01	37,085 71	37,184 10	98 39-
275	AMERICAN INTERNATIONAL GROUP INC	05/22/00	01/24/01	23,996 63	21,449 54	2,547 09
1,065 7867	CITIGROUP INC	08/09/00	01/25/01	58,164 43	57,600 44	563 99
434 2133	CITIGROUP INC	09/20/00	01/25/01	23,696 84	23,041 96	654 88
24,445	PEABODY GLOBAL REAL ESTATE PARTNERS	02/25/00	01/26/01	24,445 00	24,445 00	0 00
1,125	LUCENT TECHNOLOGIES INC	05/22/00	01/26/01	19,599 20	57,395 05	37,795 85-
475	LUCENT TECHNOLOGIES INC	05/02/00	01/26/01	8,275 22	27,808 13	19,532 91-
975	LUCENT TECHNOLOGIES INC	07/31/00	01/26/01	16,985 98	41,930 90	24,944 92-
975	LUCENT TECHNOLOGIES INC	08/09/00	01/26/01	16,985 98	37,783 66	20,797 68-
1,050	LUCENT TECHNOLOGIES INC	10/26/00	01/26/01	18,292 59	21,173 25	2,880 66-
1,850	HEWLETT PACKARD CORP	10/26/00	01/26/01	62,185 67	77,533 41	15,347 74-
1,350	MICROSOFT CORP	07/18/00	01/26/01	84,287 82	106,650 00	22,362 18-
475	MICROSOFT CORP	08/09/00	01/26/01	29,656 82	35,360 66	5,703 84-
300	EMC CORP	08/09/00	01/26/01	23,081 23	27,222 29	4,241 06-
123	ALSTATE CORP	07/31/00	01/26/01	4,629 36	3,482 13	1,147 23
591	ALSTATE CORP	07/27/00	01/26/01	22,243 49	16,288 85	5,954 64
1,480	ALSTATE CORP	08/08/00	01/26/01	55,702 82	44,469 12	11,233 70

CONFIDENTIAL

01/01/2001 TO 12/31/2001

ACCOUNT 0049-03-1/3 (cont)
 THE J N PEW JR TRUST
 TAXPAYER ID 23-6299309

ADMINISTRATOR JULIUS J CIESIELKA
 INV OFFICER STEVE LEHMAN
 TAX OFFICER FRANCIS MEHARFEY

UNITS SECURITY DATE ACQUIRED DATE DISPOSED PROCEEDS BASIS DISPOSED GAIN/(LOSS)

Gain/loss period is short disposal method sale

5,385	RESOURCE CAPITAL FUND II	05/16/00	01/29/01	5,385	00	5,385	00
25,160	LP ASSET BASED RESOURCE CAPITAL FUND II	06/20/00	01/29/01	25,160	00	25,160	00
1,309	ALLSTATE CORP	07/27/00	01/29/01	49,925	16	36,078	00
1,014	ALLSTATE CORP	08/08/00	01/29/01	38,673	88	30,467	35
1,703	ALLSTATE CORP	08/08/00	01/29/01	64,952	29	51,169	53
1,400	WORLDCOM INC-WORLDCOM GROUP	05/12/00	01/29/01	30,798	97	58,975	00
1,300	WORLDCOM INC-WORLDCOM GROUP	07/19/00	01/29/01	28,599	04	61,668	10
1,200	WORLDCOM INC-WORLDCOM GROUP	05/01/00	01/29/01	26,399	12	55,575	00
100	WORLDCOM INC-WORLDCOM GROUP	07/31/00	01/29/01	2,199	93	3,852	24
850,000	US TREASURY NT DTD 8/15/2000 5 75% 8/15/2010	11/17/00	01/30/01	883,601	57	853,320	31
416,000	US TREASURY NT DTD 8/15/2000 5 75% 8/15/2010	11/09/00	01/30/01	432,445	00	413,855	00
38	AVAYA INC	05/02/00	01/30/01	650	49	1,577	09
93	AVAYA INC	05/22/00	01/30/01	1,573	76	3,325	03
81	AVAYA INC	07/31/00	01/30/01	1,363	93	2,429	16
81	AVAYA INC	08/09/00	01/30/01	1,363	93	2,188	90
0	EL PASO CORPORATION	07/19/00	01/30/01	47	18	36	43
48,299	HICKS MUSE TATE & FURST EQ FUND V LP	12/19/00	01/31/01	48,299	00	48,299	00
425	GENERAL ELECTRIC CO	08/09/00	01/31/01	19,727	84	23,498	29
1,650	GENERAL ELECTRIC CO	12/08/00	01/31/01	76,590	44	91,311	83
800	GENERAL ELECTRIC CO	07/31/00	01/31/01	37,134	76	42,198	00
1,600	INTEL CORP	07/18/00	01/31/01	60,097	99	114,872	24
200	INTEL CORP	07/31/00	01/31/01	7,512	25	13,331	30
1,150	PEPSICO INC	07/27/00	01/31/01	50,293	57	50,920	85
350	PEPSICO INC	07/31/00	01/31/01	15,306	74	15,661	63
375	PEPSICO INC	08/09/00	01/31/01	16,400	08	16,552	46
1,200	PEPSICO INC	10/26/00	01/31/01	52,480	25	56,022	00
9,060	CENTURYTEL INC	03/14/00	01/31/01	285,505	45	315,291	62
2,240	CENTURYTEL INC	03/15/00	01/31/01	70,588	54	76,542	37
573	CENTURYTEL INC	09/21/00	01/31/01	18,056	80	15,000	80
3,770				23,498	29	3,770	45-
14,721				91,311	83	14,721	39-
5,063				42,198	00	5,063	24-
54,774				114,872	24	54,774	25-
5,819				13,331	30	5,819	05-
627				50,920	85	627	28-
354				15,661	63	354	89-
152				16,552	46	152	38-
3,541				56,022	00	3,541	75-
29,786				315,291	62	29,786	17-
5,953				76,542	37	5,953	83-
3,056				15,000	80	3,056	00

CONFIDENTIAL

FEDERAL SCHEDULE D CHRONOLOGICALLY

01/01/2001 TO 12/31/2001

ADMINISTRATOR JULIUS J CIESIELKA
 INV OFFICER STEVE LEHMAN
 TAX OFFICER FRANCIS MEHAFFEY

ACCOUNT 0049-03-1/3 (cont)
 THE J N BEW JR TRUST
 TAXPAYER ID 23-6299309

UNITS	SECURITY	DATE ACQUIRED	DATE DISPOSED	PROCEEDS	BASIS DISPOSED	GAIN/LOSS
4,427	CENTURYTEL INC	09/21/00	02/01/01	138,893 81	115,896 20	22,997 61
913	STEWART & STEVENSON SERVICES	09/07/00	02/05/01	23,166 60	14,642 24	8,524 36
146	STEWART & STEVENSON SERVICES	09/08/00	02/05/01	3,704 63	2,336 00	1,368 63
544	STEWART & STEVENSON SERVICES	09/11/00	02/05/01	13,803 54	8,754 86	5,048 68
374	AZTAR CORP	09/18/00	02/05/01	4,694 33	5,632 44	938 11-
782	AZTAR CORP	09/19/00	02/05/01	9,815 41	11,776 92	1,961 51-
700	AZTAR CORP	10/13/00	02/05/01	8,786 17	9,142 00	355 83-
183	CHILDREN'S PLACE	10/03/00	02/05/01	4,394 14	4,387 94	6 20
228	CHILDREN'S PLACE	10/04/00	02/05/01	5,474 67	5,462 49	12 18
460	BROOKS AUTOMATION INC	12/12/00	02/05/01	15,236 99	13,678 93	1,558 06
670	IDEXX LABS INC	06/27/00	02/05/01	14,823 25	15,314 06	490 81-
1,300	MELTON FINANCIAL CORP	08/09/00	02/05/01	61,568 03	55,262 48	6,305 55
600	MELTON FINANCIAL CORP	09/20/00	02/05/01	28,416 01	26,129 46	2,286 55
100	MELTON FINANCIAL CORP	07/31/00	02/05/01	4,736 00	3,778 29	957 71
665	CITIGROUP INC	09/20/00	02/05/01	37,324 75	35,330 64	1,994 11
634	CITIGROUP INC	07/31/00	02/05/01	35,554 71	32,764 51	2,790 20
1,031	SOUTHWEST SECURITIES GROUP	09/08/00	02/05/01	24,827 40	36,346 67	11,519 27-
600	SOUTHWEST SECURITIES GROUP	09/18/00	02/05/01	14,448 54	19,688 10	5,239 56-
654	KENT ELECTRONICS CORP	04/18/00	02/05/01	13,649 90	17,812 47	4,162 57-
1,156	KENT ELECTRONICS CORP	04/18/00	02/05/01	24,127 34	31,485 05	7,357 71-
1,525	AMERUS GROUP CO	05/09/00	02/05/01	44,321 27	29,447 75	14,873 52
325	ALLTEL CORP	06/01/00	02/02/01	18,631 83	21,266 37	2,634 54-
325	ALLTEL CORP	05/02/00	02/02/01	18,631 82	21,164 81	2,532 99-
200	ALLTEL CORP	10/30/00	02/02/01	11,465 74	12,089 68	623 94-
450	HCA - THE HEALTHCARE COMPANY	10/12/00	02/02/01	16,486 46	17,997 03	1,510 57-
4,150	HCA - THE HEALTHCARE COMPANY	09/07/00	02/02/01	152,041 79	140,913 25	11,128 54
1,125	HCA - THE HEALTHCARE COMPANY	08/09/00	02/02/01	41,216 15	38,655 79	2,560 36
2,000	HCA - THE HEALTHCARE COMPANY	10/12/00	02/02/01	73,273 15	79,986 80	6,713 65-
375	HCA - THE HEALTHCARE COMPANY	07/31/00	02/02/01	13,738 71	12,866 93	871 78

CONFIDENTIAL

FEDERAL SCHEDULE D CHRONOLOGICALLY

01/01/2001 TO 12/31/2001

ADMINISTRATOR JULIUS J CIESIELKA
 INV OFFICER STEVE LEHMAN
 TAX OFFICER FRANCIS MEHAFFEY

ACCOUNT 0049-03-1/3 (cont)
 THE J N PEW JR TRUST
 TAXPAYER ID 23-6299309

UNITS	SECURITY	ACQUIRED DATE	DISPOSED DATE	PROCEEDS	BASIS DISPOSED	GAIN/(LOSS)
200	HCA - THE HEALTHCARE COMPANY	10/30/00	02/02/01	7,327 32	8,087 00	759 68-
2,257	STEWMART & STEVENSON SERVICES	08/29/00	02/02/01	57,908 85	36,394 12	21,514 73
343	STEWMART & STEVENSON SERVICES	08/29/00	02/02/01	8,800 50	5,530 87	3,269 63
1,297	STEWMART & STEVENSON SERVICES	09/11/00	02/02/01	33,277 71	20,873 27	12,404 44
3,762	AZTAR CORP	09/08/00	02/02/01	48,006 40	56,902 51	8,896 11-
1,665	AZTAR CORP	09/11/00	02/02/01	21,246 86	25,074 90	3,828 04-
17	AZTAR CORP	09/18/00	02/02/01	216 93	256 02	39 09-
289	CHILDREN'S PLACE	10/03/00	02/02/01	7,033 30	6,929 58	103 72
385	ACT MANUFACTURING INC	06/19/00	02/02/01	10,279 16	14,064 55	3,785 39-
1,115	ACT MANUFACTURING INC	06/20/00	02/02/01	29,769 50	42,667 70	12,898 20-
457	BROOKS AUTOMATION INC	08/22/00	02/02/01	16,264 34	23,114 83	6,850 74-
291	BROOKS AUTOMATION INC	08/23/00	02/02/01	10,356 34	14,586 37	4,230 03-
52	BROOKS AUTOMATION INC	08/24/00	02/02/01	1,850 62	2,848 66	998 04-
490	BROOKS AUTOMATION INC	12/12/00	02/02/01	17,438 52	14,571 03	2,867 49
522	SOUTHWEST SECURITIES GROUP	09/07/00	02/02/01	13,118 41	18,741 26	5,622 85-
1,247	SOUTHWEST SECURITIES GROUP	09/08/00	02/02/01	31,338 43	43,961 49	12,623 06-
1,651	JEFFERIES GROUP INC	09/15/00	02/02/01	49,818 25	46,435 37	3,382 88
149	JEFFERIES GROUP INC	09/15/00	02/02/01	4,496 71	4,190 71	305 30
600	JEFFERIES GROUP INC	10/18/00	02/02/01	18,104 76	15,448 50	2,656 26
267	AMERUS GROUP CO	08/15/00	02/02/01	7,862 75	6,319 44	1,543 31
96	AMERUS GROUP CO	08/16/00	02/02/01	2,827 06	2,261 01	566 05
437	AMERUS GROUP CO	09/22/00	02/02/01	12,869 00	11,376 25	1,492 75
4,175	AMERUS GROUP CO	05/09/00	02/02/01	122,947 56	80,619 25	42,328 31
476	IDEXX LABS INC	06/27/00	02/02/01	10,769 14	10,897 88	128 74-
1,239	IDEXX LABS INC	06/27/00	02/02/01	28,031 44	28,366 53	335 09-
303	IDEXX LABS INC	11/17/00	02/02/01	6,855 15	7,398 26	543 11-
347	IDEXX LABS INC	11/20/00	02/02/01	7,850 61	8,183 58	332 97-
304	IDEXX LABS INC	06/27/00	02/02/01	6,877 77	6,948 47	70 70-
1,527	MID ATLANTIC MEDICAL SERV	11/17/00	02/02/01	27,110 06	31,430 24	4,320 18-
2,423	MID ATLANTIC MEDICAL SERV	11/20/00	02/02/01	43,017 48	47,874 60	4,857 12-
190	MID ATLANTIC MEDICAL SERV	01/17/01	02/02/01	3,373 22	3,047 01	326 21
110	MID ATLANTIC MEDICAL SERV	01/18/01	02/02/01	1,952 92	1,794 10	158 82
200	KENT ELECTRONICS CORP	06/14/00	02/02/01	4,392 09	5,712 00	1,319 91-
456	KENT ELECTRONICS CORP	06/15/00	02/02/01	10,013 97	13,017 75	3,003 78-
600	LIBERTY PROPERTY TRUST	11/07/00	02/02/01	16,283 46	15,636 00	647 46
2,200	PEPSICO INC	07/20/00	02/02/01	96,063 76	96,911 10	847 34-

CONFIDENTIAL

01/01/2001 TO 12/31/2001

ADMINISTRATOR JULIUS J CIESIELKA
 INV OFFICER STEVE LEHMAN
 TAX OFFICER FRANCIS MEHAFFEY

ACCOUNT 0049-03-1/3 (cont)
 THE J N PEM JR TRUST
 TAXPAYER ID 23-6299309

UNITS	SECURITY	DATE ACQUIRED	DATE DISPOSED	PROCEEDS	BASIS DISPOSED	GAIN/(LOSS)
191	GARTNER GROUP CLASS A	09/21/00	02/06/01	1,505 58	2,528 78	1,023 20-
667	CHILDREN'S PLACE	10/25/00	02/06/01	15,780 96	14,882 44	898 52
433	CHILDREN'S PLACE	10/26/00	02/06/01	10,244 61	9,498 94	745 67
100	CHILDREN'S PLACE	10/26/00	02/06/01	2,365 96	2,093 75	272 21
799	IDEXX LABS INC	06/27/00	02/06/01	17,620 24	18,262 58	642 34-
512	IDEXX LABS INC	06/28/00	02/06/01	11,291 07	11,490 46	199 39-
176	IDEXX LABS INC	12/14/00	02/06/01	3,881 30	4,017 36	136 06-
843	IDEXX LABS INC	06/29/00	02/06/01	18,590 56	18,546 00	44 56
1,000	ENERGEN CORP	02/15/00	02/06/01	29,594 31	15,872 50	13,721 81
600	JOHNSON & JOHNSON	08/09/00	02/06/01	55,930 25	57,554 34	1,624 09-
2,098	MCN ENERGY GROUP INC	11/09/00	02/06/01	55,579 20	54,874 03	705 17
1,270	MCN ENERGY GROUP INC	11/08/00	02/06/01	33,644 22	32,830 52	813 70
2,179	MCN ENERGY GROUP INC	11/09/00	02/06/01	57,725 00	56,992 62	732 38
1,320	MCN ENERGY GROUP INC	11/08/00	02/06/01	34,968 80	34,123 06	845 74
200	EXXON MOBIL CORPORATION	10/30/00	02/06/01	16,795 96	17,837 00	1,041 04-
36	BURLINGTON RESOURCES	07/18/00	02/06/01	1,620 02	1,313 91	306 11
1,075	BURLINGTON RESOURCES	06/01/00	02/06/01	48,375 64	48,678 58	302 94-
489	BURLINGTON RESOURCES	07/19/00	02/06/01	22,005 29	17,787 38	4,217 91
500	BURLINGTON RESOURCES	07/31/00	02/06/01	22,500 30	16,650 45	5,849 85
46	BURLINGTON RESOURCES	08/09/00	02/06/01	2,070 03	1,650 14	419 89
404	BURLINGTON RESOURCES	08/09/00	02/06/01	18,180 24	14,548 12	3,632 12
600	TARGET CORP	05/22/00	02/06/01	21,739 91	21,165 81	574 10
1,500	TARGET CORP	01/04/01	02/06/01	54,349 79	54,090 00	259 78
325	TARGET CORP	01/10/01	02/06/01	11,775 79	11,184 71	591 08
725	STARWOOD HOTELS & RESORTS	07/31/00	02/06/01	27,505 94	25,281 19	2,224 75
7,145 27	CROW FAMILY HOLDINGS	06/27/00	02/06/01	13,005 91	7,145 27	5,860 64
264	KENT ELECTRONICS CORP	06/15/00	02/06/01	5,379 56	7,536 59	2,157 03-
275	KENT ELECTRONICS CORP	04/19/00	02/06/01	5,603 70	7,716 50	2,112 80-
115	KENT ELECTRONICS CORP	04/18/00	02/06/01	2,343 37	3,132 16	788 79-
991	INTERNAP NETWORK SERVICES	03/25/00	02/07/01	6,998 70	6,074 83	923 87
2,281	GARTNER GROUP CLASS A	09/21/00	02/07/01	18,090 91	30,199 76	12,108 85-
2,680	GARTNER GROUP CLASS A	09/22/00	02/07/01	21,255 44	34,539 30	13,283 86-
262	INTERNATIONAL BUSINESS MACHINES CORP	07/31/00	02/07/01	29,830 27	29,588 97	241 30

CONFIDENTIAL

01/01/2001 TO 12/31/2001

ACCOUNT THE J N PEM Jr TRUST
 TAXPAYER ID 23-6299309
 ADMINISTRATOR JULIUS J CIESIELKA
 INV OFFICER STEVE LEHMAN
 TAX OFFICER FRANCIS MEHARPEY

UNITS SECURITY DATE DATE ACQUIRED DISPOSED PROCEEDS BASIS DISPOSED GAIN/(LOSS)

UNITS	SECURITY	DATE	DATE	ACQUIRED	DISPOSED	PROCEEDS	BASIS	DISPOSED	GAIN/(LOSS)
156	INTERNATIONAL BUSINESS MACHINES CORP	08/09/00	02/07/01	17,761	54	17,761	18,661	11	899
244	INTERNATIONAL BUSINESS MACHINES CORP	08/09/00	02/07/01	27,780	86	27,780	29,217	56	1,436
1,000	INTERNATIONAL BUSINESS MACHINES CORP	09/22/00	02/07/01	113,856	00	113,856	122,434	40	3,578
113	INTERNATIONAL BUSINESS MACHINES CORP	07/31/00	02/07/01	12,865	73	12,865	12,687	05	178
100	INTERNATIONAL BUSINESS MACHINES CORP	10/30/00	02/07/01	11,385	60	11,385	9,206	00	2,179
700	INTERNATIONAL BUSINESS MACHINES CORP	11/03/00	02/07/01	79,699	20	79,699	71,664	11	8,035
857	IDEXX LABS INC	06/29/00	02/07/01	18,986	89	18,986	18,854	00	132
800	IDEXX LABS INC	10/09/00	02/07/01	17,724	05	17,724	17,400	00	324
122	IDEXX LABS INC	12/12/00	02/07/01	2,702	92	2,702	2,511	76	191
252	IDEXX LABS INC	12/13/00	02/07/01	5,583	07	5,583	5,244	75	338
600	MICROSOFT CORP	07/18/00	02/08/01	37,572	61	37,572	47,400	00	9,827
800	MICROSOFT CORP	05/12/00	02/08/01	50,096	81	50,096	54,950	00	4,853
700	MICROSOFT CORP	05/01/00	02/08/01	43,834	71	43,834	51,537	50	7,702
700	MICROSOFT CORP	07/31/00	02/08/01	43,834	70	43,834	49,525	00	5,690
800	MICROSOFT CORP	08/09/00	02/08/01	50,096	81	50,096	59,554	80	9,457
723	AT&T CORP	07/19/00	02/08/01	16,468	96	16,468	24,627	19	8,158
1,075	AT&T CORP	07/31/00	02/08/01	24,487	04	24,487	33,581	17	9,094
1,775	AT&T CORP	08/09/00	02/08/01	40,432	08	40,432	53,245	56	12,813
600	MICROSOFT CORP	08/09/00	02/09/01	50,467	07	50,467	63,276	98	12,809
800	MICROSOFT CORP	07/31/00	02/09/01	47,498	41	47,498	56,600	00	9,101
250	INTEL CORP	07/31/00	02/09/01	8,516	94	8,516	16,664	12	8,147
3,025	INTEL CORP	08/09/00	02/09/01	103,054	99	103,054	193,137	48	90,082
925	INTEL CORP	05/02/00	02/09/01	31,512	68	31,512	56,222	66	24,709
5,750	ALLSTATE CORP	08/08/00	02/13/01	234,944	63	234,944	172,768	52	62,176
5,450	BURLINGTON RESOURCES HCA - THE HEALTHCARE COMPANY	05/26/00	02/13/01	248,970	03	248,970	239,839	24	9,130
550	BURLINGTON RESOURCES HCA - THE HEALTHCARE COMPANY	09/07/00	02/13/01	22,795	53	22,795	18,675	25	4,120
1,525	INTERNATIONAL BUSINESS MACHINES CORP	09/22/00	02/13/01	176,181	95	176,181	186,712	46	10,530
1,150	INTERNATIONAL BUSINESS MACHINES CORP	01/12/01	02/13/01	132,858	52	132,858	109,224	12	23,634

CONFIDENTIAL

01/01/2001 TO 12/31/2001

ACCOUNT 0049-03-1/3 (cont)
 THE J N FEM JR TRUST
 TAXPAYER ID 23-6299309
 ADMINISTRATOR JULIUS J CIESIELKA
 INV OFFICER STEVE LEHMAN
 TAX OFFICER FRANCIS MEHAFFEY

UNITS SECURITY ACQUIRED DATE DISPOSED DATE PROCEEDS BASIS DISPOSED GAIN/(LOSS)

UNITS	SECURITY	ACQUIRED DATE	DISPOSED DATE	PROCEEDS	BASIS DISPOSED	GAIN/(LOSS)
8,635	OLYMPUS REAL ESTATE FUND III LP	09/28/00	02/14/01	8,635 00	8,635 00	0 00
16,426	OLYMPUS REAL ESTATE FUND III LP	10/26/00	02/14/01	16,426 00	16,426 00	0 00
76,485	OLYMPUS REAL ESTATE FUND III LP	08/14/00	02/14/01	76,485 00	76,485 00	0 00
2,600	TARGET CORP	11/03/00	02/14/01	95,599 59	73,240 96	22,358 63
3,400	TARGET CORP	11/09/00	02/14/01	125,014 84	95,368 30	29,646 54
950	WAL MART STORES INC	07/18/00	02/14/01	50,942 05	57,294 50	6,352 45-
700	WAL MART STORES INC	07/31/00	02/14/01	37,536 24	40,117 00	2,580 76-
0 736	MCDATA CORPORATION-CL A	11/01/00	02/15/01	25 30	39 38	14 08-
0 971	MCDATA CORPORATION-CL A	10/26/00	02/15/01	33 38	48 46	15 08-
0 673	MCDATA CORPORATION-CL A	08/09/00	02/15/01	23 13	36 47	13 34-
400	JOHNSON CONTROLS	05/01/00	02/21/01	27,223 21	25,306 96	1,916 25
298,639 14	S & P FUTURES - MORGAN CASH COLLATERAL	12/21/00	02/22/01	298,639 14	298,639 14	0 00
600	DUKE-WEEKS REALTY CORP	08/09/00	02/22/01	13,448 61	15,026 46	1,577 85-
135 1351	UBS AG	05/01/00	02/22/01	21,112 80	19,295 93	1,816 87
112 6126	UBS AG	05/12/00	02/22/01	17,594 01	16,079 94	1,514 07
112 6126	UBS AG	07/18/00	02/22/01	17,594 01	16,079 94	1,514 07
112 6126	UBS AG	07/31/00	02/22/01	17,594 01	16,079 94	1,514 07
112 6126	UBS AG	08/09/00	02/22/01	17,594 00	16,079 94	1,514 06
22 4145	UBS AG	09/20/00	02/22/01	3,501 92	3,200 57	301 35
1,893	NISOURCE INC	11/15/00	02/22/01	4,618 76	3,899 58	719 18
18 4034	MCDATA CORPORATION-CL A	05/01/00	02/22/01	356 55	781 88	425 33-
58 891	MCDATA CORPORATION-CL A	05/12/00	02/22/01	1,140 97	2,265 50	1,124 53-
36 8069	MCDATA CORPORATION-CL A	07/31/00	02/22/01	713 11	1,696 30	983 19-
36 8069	MCDATA CORPORATION-CL A	07/31/00	02/22/01	713 11	1,861 32	1,148 21-
25 0918	MCDATA CORPORATION-CL A	08/09/00	02/22/01	486 14	1,359 70	873 56-
4,395	BANCWEST CORPORATION	01/16/01	02/22/01	111,996 24	114,134 19	2,137 95-
1,069	BANCWEST CORPORATION	01/12/01	02/22/01	27,240 95	26,590 63	650 32
5,416	GPU INC	10/10/00	02/22/01	167,046 61	175,204 89	8,158 28-
1,155	GPU INC	09/27/00	02/22/01	35,623 86	37,296 80	1,672 94-
1,400	NATIONWIDE FINANCIAL SERV	12/28/00	02/22/01	57,228 69	65,876 44	8,647 75-
717	NATIONWIDE FINANCIAL SERV	12/27/00	02/22/01	29,309 26	33,224 71	3,915 45-

CONFIDENTIAL

ACCOUNT 0049-03-1/3 (cont)
THE J N PEM JR TRUST
TAXPAYER ID 23-6299309

ADMINISTRATOR JULIUS J CIESIELKA
INV OFFICER STEVE LEHMAN
TAX OFFICER FRANCIS MEHAFFEY

UNITS	SECURITY	DATE ACQUIRED	DATE DISPOSED	PROCEEDS	BASIS DISPOSED	GAIN/(LOSS)
9,575	OCCIDENTAL PETROLEUM CORP	09/18/00	02/22/01	226,067 77	232,799 85	6,732 08-
774	OCCIDENTAL PETROLEUM CORP	01/12/01	02/22/01	18,274 30	17,893 72	380 58
100	QUALCOMM CORP	05/12/00	02/23/01	5,224 83	10,175 00	4,950 17-
50	QUALCOMM CORP	01/31/01	02/23/01	2,612 41	4,296 88	1,684 47-
400	MOTOROLA INC	05/01/00	02/23/01	6,495 78	16,339 43	9,843 65-
670	MELTON FINANCIAL CORP	07/31/00	02/23/01	31,120 46	25,314 54	5,805 92-
257	NATIONWIDE FINANCIAL SERV -A	12/27/00	02/23/01	10,516 22	11,908 99	1,392 77-
364	NATIONWIDE FINANCIAL SERV -A	12/26/00	02/23/01	14,894 56	16,159 09	1,264 53-
5,748	GPU INC	09/27/00	02/23/01	175,813 38	185,612 12	9,798 74-
530	MELTON FINANCIAL CORP	07/31/00	02/26/01	24,735 97	20,024 94	4,711 03
900	MELTON FINANCIAL CORP	07/19/00	02/26/01	42,004 48	33,356 25	8,648 23
726	ANADARKO PETROLEUM CORP	02/13/01	02/26/01	46,060 48	48,479 16	2,418 68-
1,760	B&T CORP	01/16/01	02/26/01	62,633 67	63,483 38	849 71-
3,160	B&T CORP	01/12/01	02/26/01	112,455 91	113,510 67	1,054 76-
2,819	DARDEN RESTAURANTS INC	11/28/00	02/26/01	58,499 06	73,611 42	15,112 36-
341	DARDEN RESTAURANTS INC	11/24/00	02/26/01	7,076 33	8,874 15	1,797 82-
500	EMERSON ELECTRIC CO	12/08/00	02/26/01	33,295 29	38,708 45	5,413 16-
444	EMERSON ELECTRIC CO	11/09/00	02/26/01	29,566 21	32,716 14	3,149 93-
807	GENZYME CORP	12/27/00	02/26/01	71,284 61	71,940 17	655 56-
1,923	LOCKHEED MARTIN CORP	09/26/00	02/26/01	71,707 05	58,748 42	12,958 63
3,376	MGN ENERGY GROUP INC	12/27/00	02/26/01	78,520 77	91,944 01	13,423 24-
2,844	MELTON FINANCIAL CORP	05/05/00	02/26/01	129,981 54	89,373 55	40,607 99-
1,294	MAGIC INVESTMENT CORP	12/27/00	02/26/01	74,457 77	87,489 93	13,032 16-
3,003	NATIONAL CITY CORP	12/27/00	02/26/01	78,007 53	87,761 47	9,753 94-
1,166	NCR CORPORATION (NEW)	11/09/00	02/26/01	101,472 41	103,297 84	1,825 43-
1,217	QUAKER OATS CO	05/08/00	02/26/01	118,891 82	84,656 95	14,234 87
275	EL PASO CORPORATION	07/19/00	02/26/01	19,480 57	13,358 74	6,121 83
800	THE WILLIAMS COMPANIES INC	01/18/01	02/26/01	33,790 87	29,892 24	3,898 63
775	B&T CORP	12/07/00	02/26/01	27,564 12	26,292 80	1,271 32
575	WASHINGTON MUTUAL INC	10/13/00	02/26/01	28,375 30	22,887 59	5,487 71
1,350	V F CORP	06/01/00	02/26/01	48,330 54	40,485 42	7,845 12
300	AMERICAN GENERAL CORP	05/05/00	02/26/01	22,526 19	16,368 00	6,158 19
1,574	ST PAUL COS INC	11/24/00	02/26/01	72,280 55	78,802 31	6,521 76-
1,469	SYSCO CORP	05/08/00	02/26/01	39,979 56	28,925 57	11,053 99
2,050	TARGET CORP	11/09/00	02/26/01	76,280 83	57,501 48	18,779 35

CONFIDENTIAL

01/01/2001 TO 12/31/2001

ACCOUNT THE J N PEM JR TRUST (cont)
 TAXPAYER ID 23-6299309
 ADMINISTRATOR JULIUS J CIESIELKA
 INV OFFICER STEVE LEHMAN
 TAX OFFICER FRANCIS MEHARFEY

UNITS	SECURITY	DATE	ACQUIRED	DISPOSED	PROCEEDS	BASIS	DISPOSED	GAIN/(LOSS)
2,642	WASTE MANAGEMENT INC	01/16/01	02/26/01	60,393	57	69,867	43	9,473
3,150	WASTE MANAGEMENT	12/27/00	02/26/01	72,005	97	82,411	87	10,405
279	WASTE MANAGEMENT	01/12/01	02/26/01	6,377	67	7,296	63	918
1,568	WEYERHAEUSER CO	01/12/01	02/26/01	82,095	23	76,478	73	5,616
2,375	STARWOOD HOTELS & RESORTS	06/26/00	02/26/01	77,010	61	75,954	88	1,055
2,496	AES CORP	11/29/00	02/26/01	137,779	20	131,040	00	6,739
2,262	AGILENT TECHNOLOGIES INC	01/12/01	02/26/01	86,634	60	131,028	16	44,393
2,301	AMERICAN EXPRESS CO	12/22/00	02/26/01	104,005	20	123,077	73	19,072
1,393	ANDARKO PETROLEUM CORP	02/13/01	02/26/01	88,399	78	93,018	55	4,618
1,718	APPLIED MATERIALS INC	11/02/00	02/26/01	82,141	88	89,443	37	7,301
1,142	APPLIED MATERIALS INC	11/01/00	02/26/01	54,601	87	57,829	51	3,227
373	BANCWEST CORPORATION	01/12/01	02/26/01	9,720	38	9,278	11	442
2,301	BANK OF NEW YORK	09/29/00	02/26/01	117,581	10	130,267	43	12,686
2,222	BFT CORP	01/12/01	02/26/01	80,280	86	79,816	69	464
2,041	BRISTOL MYERS SQUIBB CO	01/12/01	02/26/01	129,807	60	136,735	37	6,927
1,118	CIGNA CORP	01/12/01	02/26/01	118,619	80	127,926	03	9,306
4,290	CISCO SYSTEMS	11/01/00	02/26/01	111,808	12	221,928	99	110,120
3,125	CITIGROUP INC	01/12/01	02/26/01	157,187	31	165,800	31	8,612
2,145	COLGATE PALMOLIVE CO	11/20/00	02/26/01	124,731	75	129,561	43	4,829
6,097	COMCAST CORP CLASS A SPECIAL	01/04/01	02/26/01	265,981	63	257,573	25	8,408
3,309	COMPUTER ASSOC INTERNATIONAL INC	10/26/00	02/26/01	111,281	67	102,952	58	8,329
695	COMPUTER ASSOC INTERNATIONAL INC	10/26/00	02/26/01	23,372	85	21,373	13	1,999
6,110	COSTCO WHOLESALE CORP	01/12/01	02/26/01	261,966	25	266,764	44	4,798
2,444	CVS CORP	11/17/00	02/26/01	143,633	88	124,790	64	18,843
2,990	DARDEEN RESTAURANTS INC	11/24/00	02/26/01	14,153	19	17,514	08	3,360
1,183	DUKE ENERGY CORP	05/09/00	02/26/01	124,085	00	87,819	44	36,265
1,581	EMERSON ELECTRIC CO	11/09/00	02/26/01	106,606	83	116,495	98	9,889
816	EMERSON ELECTRIC CO	07/20/00	02/26/01	55,022	88	52,872	72	2,150
1,456	FED NAT'L MTG ASSN	12/27/00	02/26/01	113,204	00	125,596	16	12,392
2,353	GENERAL ELECTRIC CO	09/22/00	02/26/01	112,896	94	134,015	35	21,118
532	GENZYME CORP	12/27/00	02/26/01	47,647	25	47,425	25	222
694	GPU INC	09/27/00	02/26/01	21,514	00	22,410	37	896
3,250	HOUSEHOLD INTERNATIONAL INC	02/13/01	02/26/01	188,500	00	195,002	92	6,502
4,264	INTEL CORP	11/01/00	02/26/01	125,788	00	193,387	32	67,599

CONFIDENTIAL

01/01/2001 TO 12/31/2001

ACCOUNT THE J N PEW Jr TRUST
TAXPAYER ID 23-6299309
ADMINISTRATOR JULIUS J CIESIELKA
INV OFFICER STEVE LEHMAN
TAX OFFICER FRANCIS MEHARFEBY

UNITS	SECURITY	DATE ACQUIRED	DATE DISPOSED	PROCEEDS	BASIS DISPOSED	GAIN/(LOSS)
2,419	LOCKHEED MARTIN CORP	09/26/00	02/26/01	91,873 62	73,901 42	17,972 20
43	MCDATA CORPORATION-CL A	11/01/00	02/26/01	868 06	2,300 97	1,432 91
499	MCN ENERGY GROUP INC	12/27/00	02/26/01	11,726 50	13,590 06	1,863 56
2,733	MELLON FINANCIAL CORP	05/05/00	02/26/01	128,614 98	85,885 35	42,729 63
3,796	MERRILL LYNCH & CO INC	12/27/00	02/26/01	241,046 00	247,931 56	6,885 56
604	MGIC INVESTMENT CORP	12/27/00	02/26/01	35,146 76	40,837 65	5,690 89
3,055	MORGAN ST DEAN WITTER & CO	02/02/01	02/26/01	211,406 00	266,505 06	55,099 06
2,744	MOTOROLA INC	09/22/00	02/26/01	43,602 16	87,692 48	44,090 32
3,413	NATIONAL CITY CORP	12/27/00	02/26/01	92,151 00	99,743 56	7,592 56
148	NATIONWIDE FINANCIAL SERV	12/26/00	02/26/01	5,994 00	6,570 18	576 18
548	NCR CORPORATION (NEW)	11/09/00	02/26/01	25,701 20	26,134 45	433 25
1,742	NORTEL NETWORKS CORP	11/01/00	02/26/01	32,888 96	76,595 21	43,706 25
1,026	OCCIDENTAL PETROLEUM CORP	01/12/01	02/26/01	24,870 24	23,719 58	1,150 66
1,053	OCCIDENTAL PETROLEUM CORP	09/22/00	02/26/01	25,524 72	23,601 10	1,923 62
1,011	ORACLE SYSTEMS	10/13/00	02/26/01	255,317 56	385,522 64	130,205 08
2,184	PHARMACIA CORPORATION	12/11/00	02/26/01	107,889 60	129,895 80	22,006 20
736	QUAKER OATS CO	05/08/00	02/26/01	72,054 40	51,197 63	20,856 77
2,522	SAFEWAY STORES INC	07/20/00	02/26/01	134,548 70	116,270 50	18,278 20
4,650	SBC COMMUNICATIONS INC	01/12/01	02/26/01	233,895 00	235,416 48	1,521 48
3,176	SBC COMMUNICATIONS INC	09/22/00	02/26/01	159,752 80	150,245 76	9,507 04
1,221	ST PAUL COS INC	11/24/00	02/26/01	56,715 45	61,129 37	4,413 92
570	STARWOOD HOTELS & RESORTS	06/26/00	02/26/01	18,297 00	18,229 17	67 83
523	STARWOOD HOTELS & RESORTS	06/26/00	02/26/01	16,788 30	16,726 06	62 24
5,278	SUN MICROSYSTEMS INC	07/31/00	02/26/01	109,518 50	270,913 14	161,394 64
3,744	SYSCO CORP	05/08/00	02/26/01	101,949 12	73,721 79	28,227 33
3,614	THE WILLIAMS COMPANIES	01/18/01	02/26/01	151,571 16	135,038 20	16,532 96
1,731	TRANSOCEAN SEDCO FOREX INC	02/13/01	02/26/01	84,386 25	86,274 08	1,887 83
75	UNITED TECHNOLOGIES CORP	12/08/00	02/26/01	5,883 75	5,704 50	179 25
3,276	WASHINGTON MUTUAL INC	10/13/00	02/26/01	165,438 00	130,399 55	35,038 45
2,808	WASTE MANAGEMENT	01/12/01	02/26/01	65,763 36	73,437 06	7,673 70
156	WASTE MANAGEMENT	09/28/00	02/26/01	3,653 52	2,817 00	836 52
518	WASTE MANAGEMENT	09/27/00	02/26/01	12,131 56	9,209 88	2,921 68
6,032	WORLDSCOM INC-WORLDCOM GROUP	07/06/00	02/26/01	106,691 00	277,056 99	170,365 99

CONFIDENTIAL

FEDERAL SCHEDULE D CHRONOLOGICALLY

01/01/2001 TO 12/31/2001

ACCOUNT 0049-03-1/3 (cont)
 THE J N P W JR TRUST
 TAXPAYER ID 23-6299309
 ADMINISTRATOR JULIUS J CIESIELKA
 INV OFFICER STEVE LEHMAN
 TAX OFFICER FRANCIS MEHAFFEY

UNITS	SECURITY	DATE ACQUIRED	DATE DISPOSED	PROCEEDS	BASIS DISPOSED	GAIN/(LOSS)
1,227	WEYERHAEUSER CO	01/12/01	02/26/01	65,460 45	59,846 56	5,613 89
0 5	SOUTHWEST AIRLINES	01/22/01	02/16/01	10 25	09 57	0 68
866	BRET CORP	01/12/01	02/27/01	31,441 50	31,107 67	333 83
899	DARDEN RESTAURANTS INC	11/24/00	02/27/01	19,081 54	23,395 49	4,313 95
1,078	MCN ENERGY GROUP INC	12/27/00	02/27/01	25,393 92	29,358 90	3,964 98
604	NATIONAL CITY CORP	12/27/00	02/27/01	16,242 95	17,651 66	1,408 71
705	NCR CORPORATION (NEW)	11/09/00	02/27/01	32,420 67	33,621 87	1,201 20
257	QUAKER OATS CO	05/08/00	02/27/01	25,108 37	17,877 44	7,230 93
523	STARWOOD HOTELS & RESORTS	06/26/00	02/27/01	17,203 77	16,726 06	477 71
1,796	WASTE MANAGEMENT	01/12/01	02/27/01	42,616 22	46,970 43	4,354 21
182,302 35	S & P FUTURES - MORGAN	12/21/00	02/27/01	182,302 35	182,302 35	0 00
1,050	MOTOROLA INC	05/22/00	03/01/01	15,695 50	30,598 93	14,903 43
2,425	MOTOROLA INC	09/22/00	03/01/01	36,249 14	77,497 91	41,248 77
10,300	MOTOROLA INC	09/22/00	03/01/01	153,965 42	329,166 37	175,200 95
200	MOTOROLA INC	10/30/00	03/01/01	2,989 62	4,424 50	1,434 88
1,400	CL-A LEXMARK INTL GROUP INC	09/14/00	03/01/01	72,013 60	84,784 00	12,770 40
150	CL-A LEXMARK INTL GROUP INC	02/09/01	03/01/01	7,715 74	8,099 40	383 66
3,082	MCN ENERGY GROUP INC	11/08/00	03/01/01	73,571 97	79,672 16	6,100 19
1,100	PNC BANK CORP	10/03/00	03/01/01	76,546 22	74,591 00	1,955 22
784,000	US TREASURY NT DTD	11/09/00	03/01/01	828,100 00	779,957 50	48,142 50
304,000	US TREASURY NT DTD	02/27/01	03/01/01	321,100 00	319,330 63	1,769 37
6,650	CORP OCCIDENTAL PETROLEUM	09/07/00	03/02/01	160,918 64	152,307 61	8,611 03
9,340	CORP OCCIDENTAL PETROLEUM	09/21/00	03/02/01	226,012 04	208,575 28	17,436 76
550	HARMAN INTERNATIONAL INDS	12/06/00	03/02/01	16,582 99	19,254 29	2,671 30
1,410	INC HARMAN INTERNATIONAL INDS	01/24/01	03/02/01	42,512 76	48,142 19	5,629 43
879	DYCOM INDUSTRIES INC	01/19/01	03/02/01	13,047 18	25,755 58	12,708 40
538	DYCOM INDUSTRIES INC	01/22/01	03/02/01	7,985 64	15,734 19	7,748 55
425	3M CO	05/22/00	03/02/01	47,475 63	35,889 68	11,585 95

CONFIDENTIAL

01/01/2001 TO 12/31/2001

ACCOUNT 0049-03-1/3 (cont)
 THE J N PEW JR TRUST
 TAXPAYER ID 23-6299309

ADMINISTRATOR JULIUS J CIESIELKA
 INV OFFICER STEVE LEHMAN
 TAX OFFICER FRANCIS MEHARFFY

UNITS	SECURITY	DATE ACQUIRED	DATE DISPOSED	PROCEEDS	BASIS DISPOSED	GAIN/(LOSS)
350	3M CO	07/19/00	03/02/01	39,097 58	30,800 00	8,297 58
375	3M CO	05/02/00	03/02/01	41,890 26	32,636 32	9,253 94
275	3M CO	07/31/00	03/02/01	30,719 53	24,907 83	5,811 70
100	3M CO	05/05/00	03/02/01	11,170 73	8,615 34	2,555 39
100	3M CO	10/30/00	03/02/01	11,170 74	9,474 75	1,695 99
5 521	MCDATA CORPORATION-CL A	05/02/00	03/06/01	98 68	229 74	131 06-
27 6053	MCDATA CORPORATION-CL A	05/22/00	03/06/01	493 43	907 42	413 99-
19 3237	MCDATA CORPORATION-CL A	07/18/00	03/06/01	345 40	890 56	545 16-
4 55	MCDATA CORPORATION-CL A	10/26/00	03/06/01	81 33	227 06	145 73-
1,110	MCN ENERGY GROUP INC	11/08/00	03/06/01	27,464 03	28,694 39	1,230 36-
2,091	MCN ENERGY GROUP INC	11/08/00	03/07/01	51,804 25	54,054 02	2,249 77-
200	AMERISOURCE HEALTH CORP	12/07/00	03/07/01	11,091 62	8,317 06	2,774 56
750	WELLS FARGO CO	08/09/00	03/08/01	37,969 21	32,651 55	5,317 66
3,000	BANK OF NEW YORK	09/29/00	03/08/01	150,114 09	169,840 20	19,726 11-
350	SCHLUMBERGER LTD	09/20/00	03/08/01	27,015 10	33,399 00	6,383 90-
350	SCHLUMBERGER LTD	08/09/00	03/08/01	23,638 21	28,488 18	4,849 97-
1,037	NCR CORPORATION (NEW)	11/09/00	03/09/01	48,314 39	48,766 27	451 88-
138	NCR CORPORATION (NEW)	11/08/00	03/09/01	6,429 50	6,421 71	7 79
900	ANHEUSER BUSCH COS INC	08/09/00	03/09/01	40,358 25	37,763 96	2,594 29
450	ANHEUSER BUSCH COS INC	07/19/00	03/09/01	20,179 13	18,351 57	1,827 56
3,600	COMPUTER ASSOC	02/09/01	03/09/01	94,259 97	125,706 96	31,446 99-
172	MCN ENERGY GROUP INC	12/27/00	03/09/01	4,272 34	4,684 35	412 01-
413	MCN ENERGY GROUP INC	11/10/00	03/09/01	10,258 57	11,001 29	742 72-
40	MCDATA CORPORATION-CL A	11/01/00	03/09/01	562 48	2,140 44	1,577 96-
7,356	MOTOROLA INC	09/22/00	03/09/01	114,180 42	235,082 31	130,901 89-
2,124	BANK OF NEW YORK	09/29/00	03/09/01	103,421 11	120,246 86	16,825 75-
142	BRAE CORP	01/12/01	03/09/01	5,046 51	5,100 80	54 29-
133	BRAE CORP	12/08/00	03/09/01	4,726 66	4,596 64	130 02
425	WASTE MANAGEMENT	09/27/00	03/09/01	11,410 87	7,556 37	3,854 50
725	AMERICAN EXPRESS CO	12/22/00	03/09/01	31,159 46	38,779 38	7,619 92-
681	NCR CORPORATION (NEW)	11/09/00	03/09/01	31,410 42	32,477 30	1,066 88-
369	NCR CORPORATION (NEW)	11/09/00	03/09/01	17,019 74	17,597 83	578 09-
3,987	MCN ENERGY GROUP INC	11/10/00	03/12/01	98,961 61	106,203 71	7,242 10-
1,460	MACK-CALI REALTY CORP	10/05/00	03/12/01	40,323 41	39,792 88	530 53
1,017	MACK-CALI REALTY CORP	10/04/00	03/12/01	28,088 30	27,299 63	788 67

CONFIDENTIAL

01/01/2001 TO 12/31/2001

ACCOUNT 0049-03-1/3 (cont)
 THE J N PEM Jr TRUST
 TAXPAYER ID 23-6299309
 ADMINISTRATOR JULIUS J CIESIELKA
 INV OFFICER STEVE LEHMAN
 TAX OFFICER FRANCIS MEHAFFEY

UNITS	SECURITY	DATE ACQUIRED	DATE DISPOSED	PROCEEDS	BASIS DISPOSED	GAIN/(LOSS)
-------	----------	------------------	------------------	----------	----------------	-------------

Gain/loss period is short
 Disposal method sale

223	MACK-CALI REALTY CORP	10/04/00	03/13/01	6,057 77	5,986 06	71 71
1,875	GENERAL ELECTRIC CO	07/31/00	03/13/01	78,615 38	98,901 56	20,286 18-
1,425	GENERAL ELECTRIC CO	07/18/00	03/13/01	59,747 68	75,065 72	15,318 04-
2,300	GENERAL ELECTRIC CO	09/22/00	03/13/01	96,434 86	130,996 73	34,561 87-
900	GENERAL ELECTRIC CO	12/08/00	03/13/01	37,735 38	49,806 45	12,071 07-
1,040	HENRY JACK & ASSOCIATES INC	01/24/01	03/13/01	25,767 43	22,387 04	3,380 39
530	ISTAR FINANCIAL INC	04/07/00	03/14/01	12,899 77	9,671 18	3,228 59
300	CITIGROUP INC	10/30/00	03/14/01	13,930 16	15,430 50	1,500 34-
100	WASHINGTON MUTUAL INC	10/30/00	03/14/01	4,932 34	4,556 00	376 34
900	WASHINGTON MUTUAL INC	10/12/00	03/14/01	44,391 01	34,284 96	10,106 05
1,250	AMERICAN EXPRESS CO	12/22/00	03/14/01	50,298 32	66,861 00	16,562 68-
800	CRESCENT REAL ESTATE EQUITIES INC	07/10/00	03/16/01	16,791 44	17,648 00	856 56-
475	QUAKER OATS CO	07/19/00	03/16/01	45,465 49	35,921 88	9,543 61
550	QUAKER OATS CO	10/26/00	03/16/01	52,644 24	42,829 66	9,814 58
425	QUAKER OATS CO	05/03/00	03/16/01	40,679 64	29,669 25	11,010 39
87	ISTAR FINANCIAL INC	04/07/00	03/15/01	2,105 07	1,587 53	517 54
1,083	ISTAR FINANCIAL INC	04/10/00	03/15/01	26,204 47	19,626 67	6,577 80
3,300	AMERICAN EXPRESS CO	12/20/00	03/15/01	131,137 62	170,560 50	39,422 88-
500	MGIC INVESTMENT CORP	11/02/00	03/15/01	29,849 30	33,743 75	3,894 45-
400	CVS CORP	11/17/00	03/15/01	23,195 22	20,699 00	2,496 22
8,274	WESTBROOK REAL EST FD II LP MANAGEMENT	07/05/00	03/15/01	18,615 40	8,274 00	10,341 40
600	SIMON PROPERTY GROUP INC	07/10/00	03/19/01	14,816 51	14,998 50	181 99-
1,399	AMERICAN EXPRESS CO	12/22/00	03/19/01	53,679 51	74,830 83	21,151 32-
872	GENERAL ELECTRIC CO	09/22/00	03/19/01	35,194 40	49,664 85	14,470 45-
1,300	GENERAL ELECTRIC CO	12/08/00	03/19/01	52,468 72	71,942 65	19,473 93-
475	MGIC INVESTMENT CORP	12/27/00	03/19/01	29,354 02	32,115 70	2,761 68-
376	WASHINGTON MUTUAL INC	10/13/00	03/19/01	19,342 11	14,966 49	4,375 62
374	WASHINGTON MUTUAL INC	10/12/00	03/19/01	19,239 23	14,247 31	4,991 92
275	CVS CORP	11/17/00	03/19/01	14,973 83	14,041 50	932 33
100	ST PAUL COS INC	11/24/00	03/19/01	4,203 86	5,006 50	802 64-
900	OCCIDENTAL PETROLEUM CORP	09/22/00	03/19/01	22,356 15	20,171 88	2,184 27
375	GPU INC	09/27/00	03/19/01	12,114 08	12,109 35	4 73
225	SYSCO CORP	05/08/00	03/19/01	5,846 31	4,430 40	1,415 91

CONFIDENTIAL

01/01/2001 TO 12/31/2001

ACCOUNT 0049-03-1/3 (cont)
 THE J N PEM JR TRUST
 INV OFFICER STEVE LEHMAN
 ADMINISTRATOR JULIUS J CIESIELKA
 TAX OFFICER FRANCIS MEHAFFEY

UNITS	SECURITY	DATE ACQUIRED	DATE DISPOSED	PROCEEDS	BASIS DISPOSED	GAIN/(LOSS)
425	WASTE MANAGEMENT	09/27/00	03/19/01	11,222 00	7,556 37	3,665 63
24,700	S & P 500 DEPOSITORY RECEIPT	03/19/01	03/19/01	2,892,026 55	2,886,442 00	5,584 55
1,256	GPU INC	09/27/00	03/21/01	39,890 86	40,558 25	667 39-
119	GPU INC	09/27/00	03/22/01	3,780 50	3,842 70	62 20-
516	GPU INC	10/11/00	03/22/01	16,392 77	16,627 79	235 02-
309	GPU INC	10/11/00	03/22/01	9,801 15	9,957 34	156 19-
650	JOHNSON & JOHNSON	05/02/00	03/22/01	55,924 13	54,760 86	1,163 27
400	JOHNSON & JOHNSON	05/22/00	03/22/01	34,414 85	34,624 00	209 15-
350	JOHNSON & JOHNSON	07/31/00	03/22/01	30,113 00	32,658 50	2,545 50-
300	JOHNSON & JOHNSON	08/09/00	03/22/01	25,811 14	28,777 17	2,966 03-
2,900	COLGATE PALMOLIVE CO	11/17/00	03/22/01	145,469 60	170,966 60	25,496 73-
800	APPLIED MATERIALS INC	07/18/00	03/22/01	37,698 74	71,300 00	33,601 26-
400	APPLIED MATERIALS INC	05/01/00	03/22/01	18,849 37	40,700 00	21,850 63-
1,300	DUKE-WEEKS REALTY CORP	07/31/00	03/22/01	28,522 22	31,603 00	3,080 78-
1,100	DUKE-WEEKS REALTY CORP	07/18/00	03/22/01	24,134 18	25,916 00	1,781 82-
700	EXXON MOBIL CORPORATION	08/09/00	03/22/01	55,893 14	57,437 73	1,544 59-
100	EXXON MOBIL CORPORATION	07/31/00	03/22/01	7,984 73	8,006 40	21 67-
1,980	COLGATE PALMOLIVE CO	11/20/00	03/23/01	101,847 80	119,595 17	17,747 37-
1,522 07	NISOURCE INC	05/05/00	03/26/01	44,694 55	32,217 50	12,477 05
325 446	NISOURCE INC	07/31/00	03/26/01	9,556 50	7,305 03	2,251 47
152 484	NISOURCE INC	05/01/00	03/26/01	4,477 59	3,186 20	1,291 39
300	TXU CORPORATION	09/20/00	03/26/01	11,667 54	10,574 25	1,093 29
450	TXU CORPORATION	08/09/00	03/26/01	17,501 31	15,608 25	1,893 06
6,700	GPU INC	09/27/00	03/27/01	213,893 03	216,353 72	2,460 69-
1,964	BANCWEST CORPORATION	01/12/01	03/27/01	48,626 82	48,853 13	226 31-
3,800	BH&T CORP	12/08/00	03/27/01	129,581 37	131,332 56	1,751 19-
1,805	NATIONAL CITY CORP	12/27/00	03/27/01	47,499 15	52,750 40	5,251 25-
2,745	NATIONAL CITY CORP	02/13/01	03/27/01	72,235 56	75,213 00	2,977 44-
1,100	FED NAT'L MTG ASSN	12/27/00	03/27/01	82,651 24	94,887 21	12,235 97-
2,250	MELTON FINANCIAL CORP	05/05/00	03/27/01	89,397 39	70,706 92	18,690 47
1,575	MERRILL LYNCH & CO INC	12/27/00	03/27/01	93,214 84	102,869 39	9,654 55-
1,125	MAGIC INVESTMENT CORP	12/27/00	03/27/01	72,041 47	76,063 50	4,022 03-
147	OCCIDENTAL PETROLEUM CORP	09/22/00	03/27/01	3,497 29	3,294 74	202 55
5,578	OCCIDENTAL PETROLEUM CORP	11/24/00	03/27/01	132,706 78	122,331 68	10,375 10

CONFIDENTIAL

ACCOUNT 0049-03-1/3 (cont)
 THE J N PEM JR TRUST
 TAXPAYER ID 23-6299309

ADMINISTRATOR JULIUS J CIESIELKA
 INV OFFICER STEVE LEHMAN
 TAX OFFICER FRANCIS MEHAFFEY

UNITS SECURITY DATE ACQUIRED DATE DISPOSED PROCEEDS BASIS DISPOSED GAIN/(LOSS)

UNITS	SECURITY	DATE ACQUIRED	DATE DISPOSED	PROCEEDS	BASIS DISPOSED	GAIN/(LOSS)
700	APPLIED MATERIALS INC	03/26/01	04/04/01	25,870 08	34,518 75	8,648 67-
800	JUNIPER NETWORKS INC	03/26/01	04/04/01	23,329 14	43,072 00	19,742 86-
700	MICRON TECHNOLOGY INC	03/26/01	04/04/01	23,938 50	43,732 00	8,793 50-
500	ADELPHIA COMMUNICATIONS-CL A	03/26/01	04/04/01	17,430 81	18,173 40	742 59-
3	EQUITABLE RESOURCES INC	12/11/00	04/05/01	216 71	179 43	37 28
1,100	WELLS FARGO CO	05/12/00	04/05/01	51,632 27	47,219 70	4,412 57
450	WELLS FARGO CO	08/09/00	04/05/01	21,122 30	19,590 93	1,531 37
850	WELLS FARGO CO	07/18/00	04/05/01	39,897 67	35,841 10	4,056 57
8,436	WESTBROOK REAL EST FD II LP MANAGEMENT	04/05/00	04/05/01	8,727 90	8,436 00	291 90
392	GENZYME CORP	10/17/00	04/06/01	36,415 58	27,512 72	8,902 86
590	ANDREW CORP	08/03/00	04/09/01	8,218 07	15,028 89	6,810 82-
353	ABS CORP	11/29/00	04/09/01	16,008 02	18,532 50	2,524 48-
1,034	ADVANCED MICRO DEVICES INC	03/27/01	04/09/01	20,338 10	31,146 77	10,808 67-
2,004	AGILENT TECHNOLOGIES INC	01/12/01	04/09/01	55,248 44	116,083 30	60,834 86-
603	ANADARKO PETROLEUM CORP	12/13/01	04/09/01	38,120 39	40,265 75	2,145 36-
1,055	B&E CORP	12/08/00	04/09/01	36,786 62	36,462 07	324 55
301	BEAR STEARNS COS INC	03/19/01	04/09/01	13,339 87	14,281 76	941 89-
282	CIGNA CORP	01/12/01	04/09/01	29,290 36	32,267 57	2,977 21-
393	CVS CORP	11/17/00	04/09/01	21,303 82	20,066 58	1,237 24
1,395	COMCAST CORP CLASS A SPECIAL	01/04/01	04/09/01	55,965 53	58,933 03	2,967 50-
982	COMPUTER ASSOC INTERNATIONAL INC	10/26/00	04/09/01	27,946 79	30,199 15	2,252 36-
2,820	COSTCO WHOLESALE CORP	01/12/01	04/09/01	98,019 93	123,122 05	25,102 12-
1,997	DARDEN RESTAURANTS INC	11/24/00	04/09/01	50,342 69	51,969 73	1,627 04-
2,100	THE GAP INC	03/26/01	04/09/01	50,090 46	50,598 45	507 99-
600	THE GAP INC	03/26/01	04/09/01	14,311 56	14,456 70	145 14-
472	GENZYME CORP	12/27/00	04/09/01	44,824 34	42,076 54	2,747 80
1,562	GPU INC	09/27/00	04/09/01	48,764 01	50,439 48	1,675 47-
2,625	GPU INC	02/13/01	04/09/01	81,949 77	84,412 39	2,462 62-
1,186	GPU INC	01/25/01	04/09/01	37,025 68	37,297 45	271 77-
271	GPU INC	01/25/01	04/09/01	8,460 34	8,522 43	62 09-
2,200	LOCKHEED MARTIN CORP	03/09/01	04/09/01	78,691 38	85,272 00	6,580 62-
256	LOCKHEED MARTIN CORP	09/26/00	04/09/01	9,156 81	7,820 90	1,335 91
152	MGIC INVESTMENT CORP	12/27/00	04/09/01	10,277 90	10,277 02	0 88
1,013	MGIC INVESTMENT CORP	03/09/01	04/09/01	68,496 77	62,803 07	5,693 70

CONFIDENTIAL

01/01/2001 TO 12/31/2001

ACCOUNT 0049-03-1/3 (cont)
 THE J N FEM JT TRUST
 TAXPAYER ID 23-6299309

ADMINISTRATOR JULIUS J CIESIELKA
 INV OFFICER STEVE LEHMAN
 TAX OFFICER FRANCIS MEHARFFY

UNITS	SECURITY	DATE ACQUIRED	DATE DISPOSED	PROCEEDS	BASIS DISPOSED	GAIN/(LOSS)
714	MELLON FINANCIAL CORP	05/05/00	04/09/01	27,459 52	22,437 66	5,021 86
681	NCR CORPORATION (NEW)	11/09/00	04/09/01	25,761 37	32,477 30	6,715 93-
223	NCR CORPORATION (NEW)	01/12/01	04/09/01	8,435 81	9,797 44	1,361 63-
1,244	NATIONAL CITY CORP	02/13/01	04/09/01	33,462 48	34,085 60	623 12-
1,866	OCCIDENTAL PETROLEUM	11/24/00	04/09/01	48,570 36	40,923 43	7,646 93
327	THE BMI GROUP INC	03/19/01	04/09/01	20,639 55	18,532 89	2,106 66
819	QUAKER OATS CO	05/08/00	04/09/01	75,714 02	56,971 28	18,742 74
963	WEYERHAEUSER CO	01/12/01	04/09/01	47,570 61	46,970 03	600 58
413	SAFEMAY STORES INC	07/20/00	04/09/01	22,330 16	19,040 33	3,289 83
942	THE WILLIAMS COMPANIES	01/18/01	04/09/01	38,592 45	35,198 11	3,394 34
256	WORLDCOM INC-WORLDCOM	07/06/00	04/09/01	4,858 72	11,758 39	6,899 67-
2,697	GROUP WORLDCOM INC-WORLDCOM	07/05/00	04/09/01	51,187 35	122,432 47	71,245 12-
792	TRANSCOCEAN SEDCO FOREX	02/13/01	04/09/01	37,159 40	39,473 76	2,314 36-
910	ST PAUL COS INC	11/24/00	04/09/01	37,763 74	45,559 15	7,795 41-
3,025	STARWOOD HOTELS & RESORTS	03/09/01	04/09/01	96,766 52	105,451 50	8,684 98-
46	STARWOOD HOTELS & RESORTS	06/26/00	04/09/01	1,471 49	1,471 13	0 36
3,876	WASTE MANAGEMENT	09/27/00	04/09/01	97,943 25	68,914 12	29,029 13
1,284	SYSCO CORP	05/08/00	04/09/01	34,628 32	25,282 79	9,345 53
466	ADVANCED MICRO DEVICES	03/27/01	04/09/01	9,180 20	14,037 13	4,856 93-
799	AES CORP	11/29/00	04/09/01	36,258 62	41,947 50	5,688 88-
84	AGILENT TECHNOLOGIES INC	01/12/01	04/09/01	2,318 40	4,865 77	2,547 37-
606	AGILENT TECHNOLOGIES INC	03/27/01	04/09/01	16,725 60	21,876 12	5,150 52-
375	ANADARKO PETROLEUM CORP	02/13/01	04/09/01	23,718 75	25,040 89	1,322 14-
1,320	APPLIED MATERIALS INC	11/01/00	04/09/01	51,242 40	66,843 22	15,600 82-
603	BBAT CORP	12/08/00	04/09/01	21,044 70	20,840 40	204 30
161	BEAR STEARNS COS INC	03/19/01	04/09/01	7,140 35	7,639 08	498 73-
1,867	BRISTOL MYERS SQUIBB CO	01/12/01	04/09/01	109,219 50	125,078 36	15,858 86-
234	CIGNA CORP	01/12/01	04/09/01	24,312 60	26,775 22	2,462 62-
3,960	CISCO SYSTEMS	11/01/00	04/09/01	57,380 40	204,857 53	147,477 13-
45	CISCO SYSTEMS	03/19/01	04/09/01	652 05	914 06	262 01-
198	COMCAST CORP CLASS A	01/04/01	04/09/01	7,949 70	8,364 69	414 99-
1,221	SPECIAL COMCAST CORP CLASS A	01/05/01	04/09/01	49,023 15	50,595 19	1,572 04-

CONFIDENTIAL

FEDERAL SCHEDULE D CHRONOLOGICALLY

01/01/2001 TO 12/31/2001

ADMINISTRATOR JULIUS J CIESIELKA
 INV OFFICER STEVE LEHMAN
 TAX OFFICER FRANCIS MEHAFFEY

ACCOUNT 0049-03-1/3 (cont)
 THE J N BEW JR TRUST
 TAXPAYER ID 23-6299309

UNITS	SECURITY	ACQUIRED DATE	DISPOSED DATE	PROCEEDS	BASIS DISPOSED	GAIN/(LOSS)
866	COMPUTER ASSOC INTERNATIONAL INC	10/26/00	04/09/01	24,672 34	26,631 84	1,959 50-
598	CVS CORP	11/17/00	04/09/01	32,435 52	30,533 88	1,901 64
1,238	DELL COMPUTER	03/27/01	04/09/01	30,813 82	34,045 00	3,231 18-
1,380	DUKE ENERGY CORP	05/09/00	04/09/01	56,497 20	40,532 05	15,965 15
1,071	EMC CORP	11/01/00	04/09/01	32,976 09	94,210 97	61,234 88-
244	FED NAT'L MTG ASSN	12/27/00	04/09/01	19,429 72	21,047 71	1,617 99-
915	FED NAT'L MTG ASSN	03/09/01	04/09/01	72,861 45	73,348 60	487 15-
146	GENZYME CORP	12/27/00	04/09/01	13,870 00	13,015 20	854 80
174	GPU INC	01/25/01	04/09/01	5,437 50	5,471 97	34 47-
3,418	INTEL CORP	11/01/00	04/09/01	79,297 60	155,018 27	75,720 67-
725	INTERNATIONAL BUSINESS MACHINES CORP	03/27/01	04/09/01	69,600 00	71,650 16	2,050 16-
725	JDS UNIPHASE CORP	03/27/01	04/09/01	11,070 75	17,037 50	5,966 75-
648	LOCKHEED MARTIN CORP	09/26/00	04/09/01	23,198 40	19,796 66	3,401 74
735	MELTON FINANCIAL CORP	05/05/00	04/09/01	28,290 15	23,097 60	5,192 55
964	MERRILL LYNCH & CO INC	12/27/00	04/09/01	53,020 00	62,962 60	9,942 60-
161	MGIC INVESTMENT CORP	03/09/01	04/09/01	10,891 65	9,981 53	910 12
2,825	MICROSOFT CORP	03/27/01	04/09/01	161,448 75	163,238 67	1,789 92-
1,410	MORGAN ST DEAN WITTER & CO	02/02/01	04/09/01	70,908 90	123,002 34	52,093 44-
686	NATIONAL CITY CORP	02/13/01	04/09/01	18,473 98	18,796 40	322 42-
235	NATIONAL CITY CORP	03/09/01	04/09/01	6,328 55	6,359 10	30 55-
149	NCR CORPORATION (NEW)	01/12/01	04/09/01	5,641 14	6,546 27	905 13-
1,608	NORTEL NETWORKS CORP	11/01/00	04/09/01	20,855 76	70,703 28	49,847 52-
2,883	NORTEL NETWORKS CORP	03/09/01	04/09/01	37,392 51	51,198 33	13,805 82-
557	OCCIDENTAL PETROLEUM CORP	11/24/00	04/09/01	14,515 42	12,215 62	2,299 80
5,082	ORACLE SYSTEMS	10/13/00	04/09/01	71,402 10	177,933 53	106,531 43-
1,008	PHARMACIA CORPORATION	12/11/00	04/09/01	52,668 00	59,951 91	7,283 91-
60	THE PMI GROUP INC	03/19/01	04/09/01	3,789 00	3,400 53	388 47
201	QUAKER OATS CO	05/08/00	04/09/01	18,588 48	13,981 96	4,606 52
375	QUALCOMM CORP	03/27/01	04/09/01	16,965 00	22,570 31	5,605 31-
751	SAFEWAY STORES INC	07/20/00	04/09/01	40,629 10	34,622 98	6,006 12
1,124	SBC COMMUNICATIONS INC	09/22/00	04/09/01	48,725 40	53,172 62	4,447 22-
2,488	SBC COMMUNICATIONS INC	09/08/00	04/09/01	107,854 80	110,562 99	2,708 19-
330	ST PAUL COS INC	11/24/00	04/09/01	13,704 90	16,521 45	2,816 55-
283	STARWOOD HOTELS & RESORTS WORLDWIDE	06/26/00	04/09/01	9,061 66	9,050 62	11 04
2,436	SUN MICROSYSTEMS INC	07/31/00	04/09/01	31,765 44	125,036 84	93,271 40-

CONFIDENTIAL

01/01/2001 TO 12/31/2001

ACCOUNT 0049-03-1/3 (cont)
 THE J N BEW JR TRUST
 TAXPAYER ID 23-6299309

ADMINISTRATOR JULIUS J CIESIELKA
 INV OFFICER STEVE LEHMAN
 TAX OFFICER FRANCIS MEHARPEY

UNITS SECURITY DATE DATE ACQUIRED DISPOSED PROCEEDS BASIS DISPOSED GAIN/(LOSS)

UNITS	SECURITY	DATE	DATE	ACQUIRED	DISPOSED	PROCEEDS	BASIS DISPOSED	GAIN/(LOSS)
1,009	SYSCO CORP	05/08/00	04/09/01	27,243	00	19,867	87	7,375
963	TEXAS INSTRUMENTS INC	03/27/01	04/09/01	26,492	13	34,751	20	8,259
726	THE WILLIAMS COMPANIES	01/18/01	04/09/01	29,766	00	27,127	21	2,638
474	TRANSCHEAN SEDCO FOREX INC	02/13/01	04/09/01	22,254	30	23,624	44	1,370
3,075	TYCO INTERNATIONAL LTD	03/19/01	04/09/01	136,437	75	137,922	36	1,484
1,137	WASHINGTON MUTUAL INC	10/12/00	04/09/01	62,932	95	43,313	33	19,619
937	WASTE MANAGEMENT	09/27/00	04/09/01	23,706	10	16,659	58	7,046
327	WEYERHAEUSER CO	01/12/01	04/09/01	16,163	61	15,949	33	214
440	WORLDSCOM INC-WORLDCOM GROUP	07/05/00	04/09/01	8,364	40	19,974	15	11,609
2,175	WORLDSCOM INC-WORLDCOM GROUP	08/08/00	04/09/01	41,346	75	78,203	21	36,856
1,703	WORLDSCOM INC-WORLDCOM GROUP	03/09/01	04/09/01	32,374	03	28,951	00	3,423
193	LEXMARK INTL GROUP INC	03/27/01	04/09/01	10,530	08	8,407	08	2,123
1,107	LEXMARK INTL GROUP INC	03/27/01	04/09/01	60,362	70	48,220	92	12,141
645	EMERSON ELECTRIC CO	07/20/00	04/09/01	40,119	00	41,792	77	1,673
897	EMERSON ELECTRIC CO	07/20/00	04/09/01	55,764	63	58,121	12	2,356
43	NATIONWIDE FINANCIAL SERV	12/22/00	04/09/01	1,550	15	1,836	08	285
376	NATIONWIDE FINANCIAL SERV	12/26/00	04/09/01	13,543	07	16,691	81	3,148
621	NATIONWIDE FINANCIAL SERV	12/26/00	04/09/01	22,367	67	27,568	11	5,200
292	NATIONWIDE FINANCIAL SERV	12/22/00	04/09/01	10,517	49	12,468	25	1,950
702	MERRILL LYNCH & CO INC	11/27/00	04/10/01	41,388	54	43,003	82	1,615
1,349	MERRILL LYNCH & CO INC	11/27/00	04/10/01	79,534	38	82,638	39	3,104
210	ANDREW CORP	08/03/00	04/10/01	2,995	28	5,349	27	2,353
182,713	S & P FUTURES - MORGAN	12/21/00	04/10/01	182,713	24	182,713	24	0
717,847	CASH COLLATERAL	03/22/01	04/10/01	717,847	60	717,847	60	0
13,167	S & P FUTURES - MORGAN	03/22/01	04/10/01	13,167	99	13,167	99	0
142	CONEXANT SYSTEMS INC	03/16/01	04/11/01	1,157	26	1,384	50	227

CONFIDENTIAL

01/01/2001 TO 12/31/2001

ADMINISTRATOR JULIUS J CIESIELKA
 INV OFFICER STEVE LEHMAN
 TAX OFFICER FRANCIS MEHARFEY

ACCOUNT 0049-03-1/3 (cont)
 THE J N PEM JR TRUST
 TAXPAYER ID 23-6299309

UNITS	SECURITY	ACQUIRED DATE	DISPOSED DATE	PROCEEDS	BASIS DISPOSED	GAIN/(LOSS)
598	MERRILL LYNCH & CO INC	11/27/00	04/11/01	36,874 20	36,632 88	241 32
1,151	MERRILL LYNCH & CO INC	11/27/00	04/11/01	70,973 58	70,509 11	464 47
500	ADELPHIA COMMUNICATIONS-CL A	03/26/01	04/11/01	18,264 49	18,173 40	91 09
3,100	AGILENT TECHNOLOGIES INC	01/11/01	04/17/01	100,409 98	174,392 36	73,982 38
2,100	AGILENT TECHNOLOGIES INC	04/02/01	04/17/01	68,019 67	66,276 00	1,743 67
2,700	MERRILL LYNCH & CO INC	11/27/00	04/17/01	160,155 14	165,399 30	5,244 16
3,055	INTERNATIONAL INC	10/26/00	04/17/01	102,525 42	95,049 91	7,475 51
2,145	COMPUTER ASSOC INTERNATIONAL INC	10/26/00	04/17/01	71,985 94	65,964 54	6,021 40
600	MICROSOFT CORP	03/27/01	04/16/01	36,478 90	34,838 04	1,640 86
0 1	MAXIM INTEGRATED PROD INC	10/13/00	04/18/01	3 95	04 84	0 89
2,090	HENRY JACK & ASSOCIATES INC	01/24/01	04/18/01	55,615 97	44,989 34	10,626 63
1,500	MOTOROLA INC	07/18/00	04/18/01	22,784 24	56,517 30	33,733 06
600	MOTOROLA INC	05/01/00	04/18/01	9,113 69	24,509 14	15,395 45
980	MOTOROLA INC	08/09/00	04/18/01	14,885 70	34,098 51	19,212 81
220	MOTOROLA INC	08/09/00	04/18/01	3,341 69	7,627 42	4,285 73
3,000	NORTEL NETWORKS CORP	09/20/00	04/18/01	54,568 17	207,978 60	153,410 43
8,212	SOUTHWEST AIRLINES	01/22/01	04/18/01	150,090 63	157,236 26	7,145 63
450	DELL COMPUTER	05/22/00	04/18/01	13,130 56	20,081 25	6,950 69
425	DELL COMPUTER	07/18/00	04/18/01	12,401 09	22,923 44	10,522 35
450	DELL COMPUTER	05/02/00	04/18/01	13,130 56	22,471 88	9,341 32
425	DELL COMPUTER	07/31/00	04/18/01	12,401 08	18,301 56	5,900 48
125	DELL COMPUTER	08/09/00	04/18/01	3,647 38	5,171 88	1,524 50
625	APPLIED MATERIALS INC	07/27/00	04/18/01	34,167 61	49,765 62	15,598 01
200	APPLIED MATERIALS INC	07/31/00	04/18/01	10,933 64	14,987 50	4,053 86
225	APPLIED MATERIALS INC	08/09/00	04/18/01	12,300 34	16,326 56	4,026 22
25	APPLIED MATERIALS INC	10/26/00	04/18/01	1,366 70	1,259 69	107 01
1,000	AGILENT TECHNOLOGIES INC	12/08/00	04/18/01	38,430 61	59,175 20	20,744 59
775	AGILENT TECHNOLOGIES INC	09/14/00	04/18/01	29,783 73	43,591 81	13,808 08
700	WORLDSCOM INC-WORLDCOM GROUP	03/26/01	04/18/01	13,629 38	12,250 00	1,379 38
1,300	VERITAS SOFTWARE CORP	03/26/01	04/18/01	73,808 54	71,123 00	2,685 54
100	VERITAS SOFTWARE CORP	03/26/01	04/18/01	5,632 51	5,471 00	161 51
500	SPRINT CORP (PCS GROUP)	03/26/01	04/18/01	12,724 97	9,732 60	2,992 37
400	ADELPHIA COMMUNICATIONS-CL A	03/26/01	04/18/01	15,097 49	14,538 72	558 77

CONFIDENTIAL

Gain/loss period is short
 Disposal method sale

01/01/2001 TO 12/31/2001

ADMINISTRATOR JULIUS J CHIRBELKA
 INV OFFICER STEVE LEHMAN
 TAX OFFICER FRANCIS MEHAFFEY

ACCOUNT 0049-03-1/3 (cont)
 THE J N PEW JR TRUST
 TAXPAYER ID 23-6299309

UNITS	SECURITY	DATE ACQUIRED	DATE DISPOSED	PROCEEDS	BASIS DISPOSED	GAIN/(LOSS)
900	MOTOROLA INC	05/12/00	04/19/01	14,461 34	27,993 00	13,531 66-
604	MOTOROLA INC	07/31/00	04/19/01	9,705 17	20,270 24	10,565 07-
1,196	MOTOROLA INC	07/31/00	04/19/01	19,217 52	39,926 19	20,708 67-
600	MOTOROLA INC	08/09/00	04/19/01	9,640 90	20,802 06	11,161 16-
300	NORTEL NETWORKS CORP	09/20/00	04/19/01	5,229 16	20,797 86	15,568 70-
1,500	NORTEL NETWORKS CORP	10/30/00	04/19/01	26,145 77	59,152 50	33,006 73-
1,200	NORTEL NETWORKS CORP	11/01/00	04/19/01	20,916 62	53,322 00	32,405 38-
700	COSTCO WHOLESALE CORP	03/26/01	04/19/01	25,713 78	25,987 50	273 72-
1,600	ADELPHIA COMMUNICATIONS-CL A	03/26/01	04/19/01	54,438 82	58,154 88	3,716 06-
400	VIACOM INC CL A	03/26/01	04/19/01	21,249 09	17,579 08	3,670 01
1,125	AGILENT TECHNOLOGIES INC	03/27/01	04/20/01	43,553 03	40,611 60	2,941 43
325	LEXMARK INTL GROUP INC	03/27/01	04/20/01	19,771 36	14,157 00	5,614 36
2,625	WORLDCOM INC-WORLDCOM	03/09/01	04/20/01	50,188 32	44,625 00	5,563 32
750	SBC COMMUNICATIONS INC	09/08/00	04/20/01	31,022 34	33,328 87	2,306 53-
1,000	TYCO INTERNATIONAL LTD	03/07/01	04/20/01	50,938 30	55,072 10	4,133 80-
200	VIACOM INC CL A	03/26/01	04/20/01	10,662 98	8,789 54	1,873 44
3,600	NATIONAL CITY CORP	01/10/01	04/25/01	97,880 72	102,114 00	4,233 28-
213	MDU RESOURCES GROUP INC	06/01/00	04/26/01	8,519 44	4,809 92	3,709 52
93	MDU RESOURCES GROUP INC	06/02/00	04/26/01	3,719 76	2,108 54	1,611 22
124	MDU RESOURCES GROUP INC	05/31/00	04/26/01	4,959 67	2,789 54	2,170 13
380	MIRANT CORP	11/02/00	04/26/01	15,100 69	10,559 93	4,540 76
1,180	HENRY JACK & ASSOCIATES INC	01/24/01	04/26/01	33,153 83	25,400 68	7,753 15
1,000	EMERSON ELECTRIC CO	12/08/00	04/26/01	65,549 71	77,416 90	-1,867 19-
941	EMERSON ELECTRIC CO	11/09/00	04/26/01	61,682 28	69,700 53	8,018 25-
411	WILLIAMS COMMUNICATIONS	03/30/01	04/26/01	1,837 38	1,761 68	75 70
164	WILLIAMS COMMUNICATIONS	04/02/01	04/26/01	734 95	720 18	14 77
724	WILLIAMS COMMUNICATIONS	03/26/01	04/26/01	3,236 52	2,970 99	265 53
200	JUNIPER NETWORKS INC	03/26/01	04/26/01	10,369 65	10,768 00	398 35-

CONFIDENTIAL

Gain/loss period is short
 Disposal method sale
 US TREASURY N/B DTD 11/15/2000 5 75%
 11/15/2005

01/01/2001 TO 12/31/2001

ACCOUNT THE J N PEM Jr TRUST
 TAXPAYER ID 23-6299309
 ADMINISTRATOR JULIUS J CIESIBLKA
 INV OFFICER STEVE LEHMAN
 TAX OFFICER FRANCIS MEHAFFEY

UNITS	SECURITY	DATE ACQUIRED	DATE DISPOSED	PROCEEDS	BASIS DISPOSED	GAIN/(LOSS)
-------	----------	---------------	---------------	----------	----------------	-------------

Gain/loss period is short
 Disposal method is sale

910	HENRY JACK & ASSOCIATES INC	01/24/01	04/27/01	25,813 56	19,588 66	6,224 90
1,300	EMERSON ELECTRIC CO	07/20/00	04/27/01	85,784 13	84,233 50	1,550 63
500	EMERSON ELECTRIC CO	07/20/00	04/27/01	32,993 90	32,397 50	596 40
100	EMERSON ELECTRIC CO	10/30/00	04/27/01	6,598 78	6,987 25	388 47-
500	EMERSON ELECTRIC CO	11/02/00	04/27/01	32,993 90	36,282 85	3,288 95-
159	EMERSON ELECTRIC CO	11/09/00	04/27/01	10,492 06	11,777 24	1,285 18-
8,300	COSTCO WHOLESALE CORP	01/04/01	04/27/01	304,121 78	361,670 01	57,548 23-
650	SUN MICROSYSTEMS INC	07/31/00	04/27/01	10,724 64	33,363 69	22,639 05-
600	SUN MICROSYSTEMS INC	08/09/00	04/27/01	9,899 67	33,900 00	24,000 33-
1,050	SUN MICROSYSTEMS INC	10/26/00	04/27/01	17,324 42	53,320 31	35,995 89-
3,725	COSTCO WHOLESALE CORP	01/04/01	04/27/01	135,713 24	162,315 76	26,602 52-
600	CENIA CORP	03/26/01	04/27/01	29,205 40	35,287 50	6,082 10-
262	WILLIAMS COMMUNICATIONS GRP	03/26/01	04/27/01	1,198 21	1,074 66	123 55
198	MDU RESOURCES GROUP INC	05/31/00	04/30/01	7,866 59	4,454 27	3,412 32
192	MDU RESOURCES GROUP INC	06/05/00	04/30/01	7,628 21	4,313 93	3,314 28
59,500	OCM PRINCIPAL OPORUNITIES FD II LP	01/23/01	04/24/01	59,500 00	59,500 00	0 00
2,850	BANK OF NEW YORK	10/03/00	04/24/01	141,369 81	163,180 74	21,810 93-
600	CHECK POINT SOFTWARE TECH	03/26/01	04/24/01	38,579 07	34,950 00	3,629 07
0 275	WILLIAMS COMMUNICATIONS GRP	01/18/01	04/24/01	1 17	01 02	0 15
0 277	WILLIAMS COMMUNICATIONS GRP	01/18/01	04/24/01	1 18	01 03	0 15
0 762	WILLIAMS COMMUNICATIONS GRP	01/18/01	04/24/01	3 24	02 84	0 40
0 558	WILLIAMS COMMUNICATIONS GRP	03/26/01	04/24/01	2 37	02 29	0 08
1,100	ANDREW CORP	08/03/00	05/01/01	18,799 25	28,019 97	9,220 72-
363	GENZYME CORP	10/17/00	05/01/01	39,420 12	25,477 34	13,942 78
510	MIRANT CORP	11/02/00	05/01/01	21,057 19	14,172 55	6,884 64
300	ABS CORP	03/26/01	05/01/01	13,937 44	13,886 01	51 43
825	WORLD COM INC-WORLDCOM GROUP	05/22/00	05/02/01	15,417 83	30,370 31	14,952 48-
750	WORLD COM INC-WORLDCOM GROUP	07/19/00	05/02/01	14,016 21	35,577 75	21,561 54-

CONFIDENTIAL

01/01/2001 TO 12/31/2001

ACCOUNT THE J N PEM JR TRUST
TAXPAYER ID 23-6299309

ADMINISTRATOR JULIUS J CIESIELKA
INV OFFICER STEVE LEHMAN
TAX OFFICER FRANCIS MEHARFFY

UNITS	SECURITY	DATE ACQUIRED	DATE DISPOSED	PROCEEDS	BASIS DISPOSED	GAIN/(LOSS)
800	WORLDCOM INC-WORLDCOM GROUP	05/02/00	05/02/01	14,950 62	34,550 00	19,599 38-
775	WORLDCOM INC-WORLDCOM GROUP	07/31/00	05/02/01	14,483 41	29,854 86	15,371 45-
750	WORLDCOM INC-WORLDCOM GROUP	08/09/00	05/02/01	14,016 21	26,550 00	12,533 79-
1,600	WORLDCOM INC-WORLDCOM GROUP	02/21/01	05/02/01	29,901 24	26,174 08	3,727 16
2,800	WORLDCOM INC-WORLDCOM GROUP	03/26/01	05/02/01	51,479 64	49,000 00	2,479 64
400	ENRON CORP	03/26/01	05/02/01	24,239 95	24,339 44	99 49-
200	ABS CORP	03/26/01	05/02/01	9,480 80	9,257 34	223 46
11,631 04	CROW FAMILY HOLDINGS REALTY PARTNERS LP	06/27/00	05/02/01	11,631 04	11,631 04	0 00
200	VIACOM INC CL A	03/26/01	05/02/01	10,804 91	8,789 54	2,015 37
500	WEST COMMUNICATIONS INTL	03/26/01	05/02/01	20,013 73	17,892 50	2,121 23
525	CENTRA SOFTWARE INC	04/21/01	05/04/01	4,700 32	1,748 25	2,952 07
3,100	SAFEWAY STORES INC	07/20/00	05/04/01	168,976 90	142,917 75	26,059 15
3,000	WORLDCOM INC-WORLDCOM GROUP	03/26/01	05/04/01	54,079 49	52,500 00	1,579 49
2,100	FED NAT'L MTG ASSN	12/07/00	05/03/01	163,998 64	174,109 53	10,110 89-
100	FED NAT'L MTG ASSN	01/10/01	05/03/01	7,809 46	7,893 50	84 04-
300	EMC CORP	04/19/01	05/03/01	12,586 64	11,902 38	684 26
8,007	WESTBROOK REAL EST FD II LP MANAGEMENT	10/05/00	05/03/01	11,413 67	8,007 00	3,406 67
6,932	WESTBROOK REAL EST FD II LP MANAGEMENT	01/05/01	05/03/01	9,881 30	6,932 00	2,949 30
800	DELL COMPUTER	03/26/01	05/03/01	19,811 49	21,800 00	1,988 51-
200	DELL COMPUTER	03/26/01	05/03/01	4,952 87	5,450 00	497 13-
600	TYCO INTERNATIONAL LTD	03/07/01	05/07/01	31,013 02	33,043 26	2,030 24-
2,700	TYCO INTERNATIONAL LTD	03/13/01	05/07/01	139,558 61	123,686 46	15,872 15
2,820	BANCWEST CORPORATION	01/10/01	05/07/01	96,657 63	65,888 74	30,768 89
1,020	BANCWEST CORPORATION	01/11/01	05/07/01	34,961 27	25,112 71	9,848 56
3,760	BANCWEST CORPORATION	01/12/01	05/07/01	128,876 84	93,527 37	35,349 47
1,132	NEWPORT NEWS SHIP BUILDING	05/22/00	05/07/01	73,677 61	38,869 71	34,807 90
430	NEWPORT NEWS SHIP BUILDING	05/23/00	05/07/01	27,987 08	14,903 28	13,083 80

CONFIDENTIAL

01/01/2001 TO 12/31/2001

ADMINISTRATOR JULIUS J CIESIELKA
 INV OFFICER STEVE LEHMAN
 TAX OFFICER FRANCIS MEHARFEY

ACCOUNT 0049-03-1/3 (cont)
 THE J N PEW JR TRUST
 TAXPAYER ID 23-6299309

UNITS	SECURITY	DATE ACQUIRED	DATE DISPOSED	PROCEEDS	BASIS DISPOSED	GAIN/(LOSS)
588	NEWPORT NEWS SHIP BUILDING	05/24/00	05/07/01	38,270 70	20,332 81	17,937 89
700	NEWPORT NEWS SHIP BUILDING	01/16/01	05/07/01	45,560 36	32,642 33	12,918 03
9,680	PACTIV CORPORATION BUILDING	10/26/00	05/07/01	133,612 43	106,763 62	26,848 81
1,320	PACTIV CORPORATION	10/27/00	05/07/01	18,219 88	14,390 51	3,829 37
100	OUTBACK STEAKHOUSE INC	08/03/00	05/07/01	2,886 59	2,356 00	530 59
500	OUTBACK STEAKHOUSE INC	09/01/00	05/07/01	14,432 97	10,967 50	3,465 47
533	OUTBACK STEAKHOUSE INC	08/03/00	05/07/01	15,385 54	12,557 48	2,828 06
367	OUTBACK STEAKHOUSE INC	08/03/00	05/07/01	10,593 80	8,646 52	1,947 28
800	OUTBACK STEAKHOUSE INC	11/17/00	05/07/01	23,092 75	20,848 00	2,244 75
1,600	RUBY TUESDAY INC	11/17/00	05/07/01	28,465 45	22,796 00	5,669 45
6,030	OCCIDENTAL PETROLEUM CORP	09/21/00	05/07/01	173,365 75	134,658 34	38,707 41
1,010	BERGEN BRUNSWIG CL A	01/25/01	05/07/01	18,522 48	16,186 76	2,335 72
2,920	ALLEGHENY ENERGY INC	01/10/01	05/07/01	148,540 11	128,494 31	20,045 80
3,589	MAC-K-CALI REALTY CORP	10/03/00	05/07/01	93,694 53	98,118 24	4,423 71
1,160	QUANTA SERVICES INC	01/22/01	05/07/01	33,895 23	34,584 70	689 47
353	CTS CORP	08/22/00	05/07/01	8,798 73	18,244 81	9,446 08
547	CTS CORP	08/23/00	05/07/01	13,634 28	28,488 75	14,854 47
800	CTS CORP	09/11/00	05/07/01	19,940 08	39,616 08	19,675 63
1,720	HARMAN INTERNATIONAL INDS INC	01/24/01	05/07/01	58,789 36	58,726 65	62 71
600	BANCWEST CORPORATION	08/31/00	05/07/01	20,573 31	10,601 16	9,972 15
667	BANCWEST CORPORATION	10/03/00	05/07/01	22,870 67	13,319 99	9,550 68
1,333	BANCWEST CORPORATION	10/04/00	05/07/01	45,707 04	26,660 40	19,046 64
188	BANCWEST CORPORATION	11/13/00	05/07/01	6,446 30	3,952 23	2,494 07
412	BANCWEST CORPORATION	11/14/00	05/07/01	14,127 01	9,011 55	5,115 46
590	BANCWEST CORPORATION	10/19/00	05/07/01	20,230 43	10,416 51	9,813 92
852	BRUNSWICK CORP	10/30/00	05/07/01	17,051 96	16,050 23	1,001 73
422	BRUNSWICK CORP	10/31/00	05/07/01	8,445 92	8,006 14	439 78
926	BRUNSWICK CORP	11/03/00	05/07/01	18,532 99	17,649 56	883 43
650	BRUNSWICK CORP	11/07/00	05/07/01	13,009 12	12,389 00	620 12
2,951	MAC-K-CALI REALTY CORP	10/03/00	05/08/01	76,428 93	80,676 21	4,247 28
596	CAREMARK RX INC	03/30/01	05/08/01	9,708 51	7,797 53	1,910 98
522	AES CORP	11/29/00	05/08/01	24,105 16	27,405 00	3,299 84
1,129	ADVANCED MICRO DEVICES	03/27/01	05/08/01	33,552 76	34,008 42	455 66
1,024	AGILENT TECHNOLOGIES INC	03/27/01	05/08/01	39,310 05	36,965 58	2,344 47
678	ANADARKO PETROLEUM CORP	02/13/01	05/08/01	42,149 85	45,273 92	3,124 07
359	APPLIED MATERIALS INC	11/01/00	05/08/01	18,872 00	18,179 33	692 67

CONFIDENTIAL

FEDERAL SCHEDULE D CHRONOLOGICALLY

01/01/2001 TO 12/31/2001

ADMINISTRATOR JULIUS J CHSIELKA
 INV OFFICER STEVE LEHMAN
 TAX OFFICER FRANCIS MEHAFFEY

ACCOUNT 0049-03-1/3 (cont)
 THE J N PEM JR TRUST
 TAXPAYER ID 23-6299309

UNITS	SECURITY	ACQUIRED DATE	DISPOSED DATE	PROCEEDS	BASIS DISPOSED	GAIN/LOSS
1,181	BBAT CORP	12/08/00	05/08/01	42,715 34	40,816 78	1,898 56
339	BEAR STEARNS COS INC	03/19/01	05/08/01	17,779 96	16,084 77	1,695 19
333	CIENA CORP	01/12/01	05/08/01	29,626 02	38,103 19	8,477 17
1,696	COMCAST CORP CLASS A SPECIAL	01/05/01	05/08/01	75,333 81	70,278 00	5,055 81
1,161	COMPUTER ASSOC INTERNATIONAL INC	10/26/00	05/08/01	33,168 66	35,703 88	2,535 22
2,283	COSTCO WHOLESALE CORP	01/12/01	05/08/01	79,308 77	99,676 46	20,367 69
522	CVS CORP	11/17/00	05/08/01	28,317 55	26,653 32	1,664 23
109	DARDEN RESTAURANTS INC	11/24/00	05/08/01	3,061 71	2,836 60	225 11
1,921	DARDEN RESTAURANTS INC	12/27/00	05/08/01	53,959 09	42,396 28	11,562 81
476	DUKE ENERGY CORP	05/09/00	05/08/01	21,043 26	13,980 62	7,062 64
1,031	EMERSON ELECTRIC CO	07/20/00	05/08/01	67,703 51	66,803 65	899 86
5,663	GPU INC	01/25/01	05/08/01	195,763 38	178,090 60	17,672 78
503	GENZYME CORP	12/27/00	05/08/01	53,281 01	44,840 03	8,440 98
822	LEXMARK INTL GROUP INC	03/27/01	05/08/01	56,929 82	35,806 32	21,123 50
2,590	LOCKHEED MARTIN CORP	09/26/00	05/08/01	93,547 68	79,125 53	4,422 15
1,200	MGIC INVESTMENT CORP	03/09/01	05/08/01	77,865 40	74,396 52	3,468 88
1,442	NATIONAL CITY CORP	03/09/01	05/08/01	40,071 84	39,020 52	1,051 32
1,298	NATIONWIDE FINANCIAL SERV	12/22/00	05/08/01	53,761 37	55,423 96	1,662 59
933	NCR CORPORATION (NEW) -A	01/12/01	05/08/01	43,187 13	40,991 08	2,196 05
1,977	OCCIDENTAL PETROLEUM CORP	11/24/00	05/08/01	57,271 78	43,357 79	3,913 99
339	THE PMI GROUP INC	03/19/01	05/08/01	22,444 44	19,212 99	3,231 45
567	SAFEWAY STORES INC	07/20/00	05/08/01	29,579 40	26,140 12	3,439 28
665	ST PAUL COS INC	11/24/00	05/08/01	30,283 09	33,293 22	3,010 13
314	ST PAUL COS INC	01/12/01	05/08/01	14,299 08	14,200 77	98 31
3,119	STARWOOD HOTELS & RESORTS WORLDWIDE	06/26/00	05/08/01	111,905 99	99,748 73	2,157 26
1,350	SYSCO CORP	05/08/00	05/08/01	38,703 21	26,582 37	12,120 84
450	WASHINGTON MUTUAL INC	10/12/00	05/08/01	22,692 74	17,142 48	5,550 26
4,065	WASTE MANAGEMENT MEYERHAUSER CO	09/27/00	05/08/01	106,783 99	72,274 48	34,509 51
1,031	WYERHAUSER CO	01/12/01	05/08/01	58,084 60	50,286 71	7,797 89
93	THE WILLIAMS COMPANIES INC	01/18/01	05/08/01	3,674 31	3,190 02	484 29
1,004	THE WILLIAMS COMPANIES INC	01/16/01	05/08/01	39,666 71	33,295 41	6,371 30
75 7211	WILLIAMS COMMUNICATIONS GRP	01/18/01	05/08/01	418 72	282 11	136 61

CONFIDENTIAL

01/01/2001 TO 12/31/2001

ADMINISTRATOR JULIUS J CIRSIELKA
 INV OFFICER STEVE LEHMAN
 TAX OFFICER FRANCIS MEHAFFEY

ACCOUNT 0049-03-1/3 (cont)
 THE J N PEM JT TRUST
 TAXPAYER ID 23-6299309

UNITS	SECURITY	DATE	ACQUIRED DISPOSED	PROCEEDS	BASIS DISPOSED	GAIN/(LOSS)
						Disposal method sale
	714 2789	01/16/01	05/08/01	3,949 83	2,572 80	1,377 03
1,247	WORLDCOM INC-WORLDCOM GRP	03/09/01	05/08/01	22,382 90	21,199 00	1,183 90
894	TRANSOCEAN SEDCO FOREX INC	02/13/01	05/08/01	44,644 87	44,557 50	87 37
396	QUAKER OATS CO	05/08/00	05/08/01	38,834 42	27,546 55	11,287 87
600	QWEST COMMUNICATIONS INTL	03/26/01	05/08/01	22,501 70	21,471 00	1,030 70
371	ADVANCED MICRO DEVICES INC	03/27/01	05/08/01	11,037 25	11,175 48	138 23-
630	AES CORP	11/29/00	05/08/01	29,112 30	33,075 00	3,962 70-
545	AGILENT TECHNOLOGIES INC	03/27/01	05/08/01	20,938 90	19,674 06	1,264 84
300	ANADARKO PETROLEUM CORP	02/13/01	05/08/01	18,660 00	20,032 71	1,372 71-
961	APPLIED MATERIALS INC	11/01/00	05/08/01	50,548 60	48,663 88	1,884 72
478	B&T CORP	12/08/00	05/08/01	17,303 60	16,520 25	783 35
124	BEAR STEARNS COS INC	03/19/01	05/08/01	6,507 52	5,883 51	624 01
17	BRISTOL MYERS SQUIBB CO	01/12/01	05/08/01	952 00	1,138 90	186 90-
1,850	BRISTOL MYERS SQUIBB CO	03/09/01	05/08/01	103,600 00	116,494 50	12,894 50-
275	BRISTOL MYERS SQUIBB CO	04/20/01	05/08/01	15,400 00	15,402 75	2 75-
183	CIGNA CORP	01/12/01	05/08/01	16,287 00	20,939 59	4,652 59-
1,580	CISCO SYSTEMS	03/19/01	05/08/01	32,200 40	32,093 75	106 65
2,425	CISCO SYSTEMS	03/27/01	05/08/01	49,421 50	44,407 81	5,013 69
1,118	COMCAST CORP CLASS A SPECIAL	01/05/01	05/08/01	49,695 10	46,327 12	3,367 98
687	COMPUTER ASSOC INTERNATIONAL INC	10/26/00	05/08/01	19,648 20	21,127 11	1,478 91-
537	COSTCO WHOLESALE CORP	01/12/01	05/08/01	18,671 49	23,445 58	4,774 09-
468	CVS CORP	11/17/00	05/08/01	25,403 04	23,896 08	1,506 96
154	DARDEN RESTAURANTS INC	12/27/00	05/08/01	4,330 48	3,398 76	931 72
1,237	DELL COMPUTER	03/27/01	05/08/01	30,714 71	34,017 50	3,302 79-
904	DUKE ENERGY CORP	05/09/00	05/08/01	39,992 96	26,551 43	13,441 53
21	EMC CORP	11/01/00	05/08/01	861 00	1,847 27	986 27-
950	EMC CORP	03/19/01	05/08/01	38,950 00	31,777 50	7,172 50
100	EMC CORP	03/27/01	05/08/01	4,100 00	3,662 00	438 00
511	EMERSON ELECTRIC CO	07/20/00	05/08/01	33,572 70	33,110 24	462 46
535	FED NAT'L MTG ASSN	03/09/01	05/08/01	42,907 00	42,886 88	20 12
625	FED NAT'L MTG ASSN	03/19/01	05/08/01	50,125 00	46,850 00	3,275 00
115	GENZYME CORP	12/27/00	05/08/01	12,185 40	10,251 70	1,933 70
156	GPU INC	01/25/01	05/08/01	5,397 60	4,905 90	491 70
518	INTEL CORP	11/01/00	05/08/01	16,306 64	23,493 11	7,186 47-
2,900	INTEL CORP	03/27/01	05/08/01	91,292 00	85,187 50	6,104 50
725	JDS UNIPHASE CORP	03/27/01	05/08/01	16,667 75	17,037 50	369 75-

CONFIDENTIAL

01/01/2001 TO 12/31/2001

ACCOUNT 0049-03-1/3 (cont)
 THE J N PEM JR TRUST
 INV OFFICER STEVE LEHMAN
 ADMINISTRATOR JULIUS J CIESIELKA
 TAX OFFICER FRANCIS MEHAFFEY

UNITS	SECURITY	DATE	ACQUIRED	DISPOSED	PROCEEDS	BASIS	DISPOSED	GAIN/(LOSS)
153	LEXXMARK INTL GROUP INC	03/27/01	05/08/01	10,601	37	6,664	68	3,936
514	LOCKHEED MARTIN CORP	09/26/00	05/08/01	18,581	10	15,702	91	2,878
965	MERRILL LYNCH & CO INC	12/27/00	05/08/01	63,979	50	63,027	92	951
126	MGIC INVESTMENT CORP	03/09/01	05/08/01	8,179	92	7,811	63	368
2,825	MICROSOFT CORP	03/27/01	05/08/01	203,569	50	163,238	67	40,330
1,410	MORGAN ST DEAN WITTER & CO	02/02/01	05/08/01	93,088	20	123,002	34	29,914
723	NATIONAL CITY CORP	03/09/01	05/08/01	20,113	86	19,564	38	549
34	NATIONWIDE FINANCIAL SERV -A	12/22/00	05/08/01	1,409	30	1,451	78	42
120	NCR CORPORATION (NEW)	01/12/01	05/08/01	5,558	40	5,272	16	286
2,242	NORTEL NETWORKS CORP	03/09/01	05/08/01	37,082	68	39,815	01	2,732
2,250	NORTEL NETWORKS CORP	03/19/01	05/08/01	37,215	00	37,125	00	90
447	OCCIDENTAL PETROLEUM CORP	11/24/00	05/08/01	12,963	00	9,803	20	3,159
5,082	ORACLE SYSTEMS	10/13/00	05/08/01	86,597	28	177,933	52	91,336
3,400	PRIZER INC	04/20/01	05/08/01	149,634	00	135,205	76	14,428
1,008	PHARMACIA CORPORATION	12/11/00	05/08/01	48,585	60	59,951	91	11,366
225	PHARMACIA CORPORATION	04/20/01	05/08/01	10,845	00	10,791	00	54
1,250	PHILIP MORRIS COS INC	03/23/01	05/08/01	63,750	00	54,716	12	9,033
49	THE PMI GROUP INC	03/19/01	05/08/01	3,245	76	2,777	10	468
375	QUALCOMM CORP	03/27/01	05/08/01	23,268	75	22,570	31	698
597	SAFARI STORES INC	07/20/00	05/08/01	31,163	40	27,523	19	3,640
2,862	SBC COMMUNICATIONS INC	09/08/00	05/08/01	121,520	52	127,182	99	5,662
261	ST PAUL COS INC	01/12/01	05/08/01	11,893	77	11,803	83	89
236	STARWOOD HOTELS & RESORTS WORLDWIDE	06/26/00	05/08/01	8,474	76	7,547	52	927
2,436	SUN MICROSYSTEMS INC	07/31/00	05/08/01	48,257	16	125,036	83	76,779
962	TEXAS INSTRUMENTS INC	03/27/01	05/08/01	37,614	20	34,715	12	2,899
571	THE WILLIAMS COMPANIES INC	01/16/01	05/08/01	22,577	34	18,935	93	3,641
371	TRANSOCEAN SEDCO FOREX INC	02/13/01	05/08/01	18,538	87	18,490	86	48
687	WASHINGTON MUTUAL INC	10/12/00	05/08/01	34,666	02	26,170	85	8,495
748	WASTE MANAGEMENT	09/27/00	05/08/01	19,672	40	13,299	22	6,373
259	WEYERHAEUSER CO	01/12/01	05/08/01	14,599	83	12,632	65	1,967
581	WILLIAMS COMMUNICATIONS GRP	01/16/01	05/08/01	3,230	36	2,092	74	1,137
3,400	WORLD COM INC-WORLDCOM GROUP	03/09/01	05/08/01	61,132	00	57,800	00	3,332

CONFIDENTIAL

FEDERAL SCHEDULE D CHRONOLOGICALLY

01/01/2001 TO 12/31/2001

ADMINISTRATOR JULIUS J CIESIELKA
 INV OFFICER STEVE LEHMAN
 TAX OFFICER FRANCIS MEHAFREY

ACCOUNT 0049-03-1/3 (cont)
 THE J N PEW JR TRUST
 TAXPAYER ID 23-6299309

UNITS SECURITY DATE ACQUIRED DATE DISPOSED PROCEEDS BASIS DISPOSED GAIN/(LOSS)

UNITS	SECURITY	DATE ACQUIRED	DATE DISPOSED	PROCEEDS	BASIS DISPOSED	GAIN/(LOSS)
4,679	CAREMARK RX INC	03/30/01	05/09/01	76,218 36	61,215 82	15,002 54
525	EMC CORP	07/18/00	05/09/01	21,105 29	39,774 10	18,668 81-
750	EMC CORP	05/22/00	05/09/01	30,150 42	40,527 30	10,376 88-
150	EMC CORP	10/26/00	05/09/01	6,030 08	12,305 35	6,275 27-
600	EMC CORP	03/01/01	05/09/01	24,120 34	23,730 00	390 34
1,075	CISCO SYSTEMS	07/18/00	05/09/01	20,639 31	72,898 44	52,259 13-
1,425	CISCO SYSTEMS	07/31/00	05/09/01	27,359 09	92,357 81	64,998 72-
2,000	CISCO SYSTEMS	10/25/00	05/09/01	38,398 72	105,250 00	66,851 28-
717,403 64	S & P FUTURES - MORGAN	03/22/01	05/09/01	717,403 64	717,403 64	0 00
415,098 42	CASH COLLATERAL	05/09/01	05/09/01	415,098 42	415,098 42	0 00
7,342 57	S & P FUTURES - MORGAN	12/21/00	05/09/01	7,342 57	7,342 57	0 00
21,580 77	CASH COLLATERAL	03/22/01	05/09/01	21,580 77	21,580 77	0 00
700	MICRON TECHNOLOGY INC	03/26/01	05/09/01	29,265 11	32,732 00	3,466 89-
2,825	LEXMARK INTL GROUP INC	02/09/01	05/10/01	187,355 09	152,538 70	34,816 39
1,100	THE WILLIAMS COMPANIES	01/16/01	05/10/01	44,609 12	36,479 03	8,130 09
3,600	THE WILLIAMS COMPANIES	01/18/01	05/10/01	145,993 48	123,484 84	22,508 64
400	JUNIPER NETWORKS INC	03/26/01	05/10/01	21,499 28	21,536 00	36 72-
150	WELLS FARGO CO	07/18/00	05/11/01	6,932 48	6,324 90	607 58
1,100	WELLS FARGO CO	07/31/00	05/11/01	50,838 22	45,808 84	5,029 38
200	AES CORP	03/26/01	05/11/01	8,734 92	9,257 34	522 42-
1,600	AGILENT TECHNOLOGIES INC	10/11/00	05/14/01	61,088 84	73,655 52	12,566 68-
1,300	AGILENT TECHNOLOGIES INC	10/19/00	05/14/01	49,634 68	56,845 36	7,210 68-
900	KIMBERLY CLARK CORP	11/09/00	05/15/01	53,273 72	59,030 37	5,756 65-
890	MIRANT CORP	11/02/00	05/16/01	37,596 35	24,732 48	12,863 87
1,800	AFFILIATED MANAGERS GROUP	06/14/00	05/16/01	99,490 96	70,308 00	29,182 96
1,000	AMERISOURCE HEALTH CORP	12/07/00	05/16/01	52,167 46	41,585 30	10,582 16
200	AMERISOURCE HEALTH CORP	12/13/00	05/16/01	10,433 49	8,212 00	2,221 49
241	BANCWEST CORPORATION	10/19/00	05/16/01	8,275 66	4,254 88	4,020 78
1,125	BRINKER INTL INC	11/17/00	05/16/01	21,251 46	28,732 50	2,518 96

CONFIDENTIAL

01/01/2001 TO 12/31/2001

ADMINISTRATOR JULIUS J CIESIELKA
 INV OFFICER STEVE LEHMAN
 TAX OFFICER FRANCIS MEHAFFEY

ACCOUNT 0049-03-13 (cont)
 THE J N PEM JR TRUST
 TAXPAYER ID 23-6299309

UNITS	SECURITY	ACQUIRED DATE	DISPOSED DATE	PROCEEDS	BASIS DISPOSED	GAIN/(LOSS)
775	BRINKER INTL INC	05/16/01	05/16/01	21,528 78	19,738 17	1,790 61
2,500	DARDEN RESTAURANTS INC	05/16/01	12/21/00	69,900 66	58,793 75	11,106 91
606	EATON VANCE CORP	05/16/01	12/12/00	22,495 36	16,541 98	5,953 38
194	EATON VANCE CORP	05/16/01	12/13/00	7,201 49	5,237 79	1,963 70
1,000	MACK-CALI REALTY CORP	05/16/01	10/03/00	26,389 12	27,338 60	949 48-
600	MDU RESOURCES GROUP INC	05/16/01	06/19/00	23,007 67	13,415 22	9,592 45
320	MDU RESOURCES GROUP INC	05/16/01	06/16/00	12,270 76	7,167 74	5,103 02
610	MDU RESOURCES GROUP INC	05/16/01	06/05/00	23,391 13	13,705 73	9,685 40
80	MDU RESOURCES GROUP INC	05/16/01	06/06/00	3,067 69	1,789 80	1,277 89
590	MDU RESOURCES GROUP INC	05/16/01	06/15/00	22,624 21	13,144 37	9,479 84
1,900	MGM GRAND INC	05/16/01	11/14/00	60,027 74	59,426 30	601 44
100	MGM GRAND INC	05/16/01	11/13/00	3,159 35	3,057 95	101 40
470	MIRANT CORP	05/16/01	11/02/00	19,854 25	13,060 97	6,793 28
1,500	MIRANT CORP	05/16/01	12/07/00	63,364 64	32,194 65	31,169 99
2,000	NATIONWIDE FINANCIAL SERV	05/16/01	12/22/00	87,473 48	86,102 60	1,370 88
1,500	OCCIDENTAL PETROLEUM	05/16/01	09/21/00	46,183 46	33,497 10	12,686 36
450	RENAISSANCE HOLDINGS	05/16/01	12/12/00	29,640 87	34,825 37	5,184 50-
550	RENAISSANCE HOLDINGS	05/16/01	12/28/00	36,227 73	41,008 00	4,780 27-
500	UNIVERSAL HEALTH SERVICES	05/16/01	08/15/00	40,993 63	33,378 30	7,615 33
52	UNIVERSAL HEALTH SERVICES	05/16/01	08/09/00	4,263 34	3,473 24	790 10
348	UNIVERSAL HEALTH SERVICES	05/16/01	08/10/00	28,531 57	23,166 81	5,364 76
403	UNIVERSAL HEALTH SERVICES	05/16/01	08/22/00	9,437 66	15,339 47	5,901 81-
2,097	UNIVERSAL HEALTH SERVICES	05/16/01	08/22/00	49,108 63	79,818 53	30,709 90-
100	VISHAY INTERTECHNOLOGY	05/16/01	10/30/00	2,341 85	2,787 02	445 17-
500	VIACOM INC CL A	05/16/01	03/26/01	27,252 34	21,973 85	5,278 49
200	UNITEDHEALTH GROUP INC	05/16/01	04/05/01	12,174 15	12,083 10	91 05
0	WASHINGTON MUTUAL INC	05/16/01	10/13/00	18 25	13 27	4 98
2,200	AES CORP	05/16/01	03/26/01	92,131 38	101,830 74	9,699 36-
400	ENRON CORP	05/16/01	03/26/01	21,977 26	24,339 44	2,362 18-
100	SPRINT CORP (PCS GROUP)	05/16/01	03/26/01	2,381 10	1,946 52	434 58
1,475	WEYERHAEUSER CO	05/17/01	02/16/01	91,329 10	78,750 69	12,578 41

CONFIDENTIAL

FEDERAL SCHEDULE D CHRONOLOGICALLY

01/01/2001 TO 12/31/2001

ADMINISTRATOR JULIUS J CIESIELKA
 INV OFFICER STEVE LEHMAN
 TAX OFFICER FRANCIS MEHAFFEY

ACCOUNT 0049-03-1/3 (cont)
 THE J N FEM JT TRUST
 TAXPAYER ID 23-6299309

UNITS	SECURITY	ACQUIRED DATE	DISPOSED DATE	PROCEEDS	BASIS DISPOSED	GAIN/(LOSS)
3,400	WEYERHAEUSER CO	01/04/01 05/17/01	01/04/01 05/17/01	210,521 31	177,299 12	33,222 19
3,000	PHARMACIA CORPORATION	12/08/00 05/17/01	04/20/01 05/17/01	148,195 05	177,265 50	29,070 45-
300	PHARMACIA CORPORATION	04/20/01 05/17/01	04/20/01 05/17/01	14,819 51	14,596 26	223 25
400	JUNIPER NETWORKS INC	03/26/01 05/17/01	03/26/01 05/17/01	22,320 93	21,536 00	784 93
500	FED HOME LOAN MTG CORP	03/26/01 05/18/01	03/26/01 05/18/01	30,526 63	30,419 55	107 08
1,100	FED HOME LOAN MTG CORP	03/26/01 05/18/01	03/26/01 05/18/01	67,158 58	66,923 01	235 57
476,000	U S TREASURY BONDS DTD	02/27/01 05/21/01	02/27/01 05/21/01	490,056 88	514,879 53	24,822 65-
1,800	FED NAT'L MTG ASSN	01/10/01 05/21/01	01/10/01 05/21/01	135,601 35	142,083 00	6,481 65-
200	FED NAT'L MTG ASSN	03/14/01 05/21/01	03/14/01 05/21/01	15,066 82	15,234 62	167 80-
1,000	SPRINT CORP (PCS GROUP)	03/26/01 05/21/01	03/26/01 05/21/01	23,640 70	19,465 20	4,175 50
200	EMC CORP	04/19/01 05/21/01	04/19/01 05/21/01	7,856 92	7,934 92	78 38-
500	EMC CORP	04/19/01 05/21/01	04/19/01 05/21/01	19,641 34	19,837 30	195 96-
100	EMC CORP	03/26/01 05/21/01	03/26/01 05/21/01	3,928 27	3,666 43	261 84
1,000	DELL COMPUTER	03/26/01 05/21/01	03/26/01 05/21/01	25,221 95	27,250 00	2,028 05-
3,600	PHARMACIA CORPORATION	04/20/01 05/22/01	04/20/01 05/22/01	178,879 82	175,155 12	3,724 70
3,000	WASTE MANAGEMENT	04/20/01 05/22/01	04/20/01 05/22/01	83,320 11	74,395 20	8,924 91
1,100	WASTE MANAGEMENT	12/20/00 05/22/01	12/20/00 05/22/01	30,550 71	27,212 13	3,338 58
400	AMERICAN INTERNATIONAL GROUP INC	03/26/01 05/22/01	03/26/01 05/22/01	33,381 76	30,684 00	2,697 76
600	SPRINT CORP (PCS GROUP)	03/26/01 05/22/01	03/26/01 05/22/01	14,199 42	11,679 12	2,520 30
500	PFIZER INC	07/19/00 05/23/01	07/19/00 05/23/01	21,533 23	22,437 50	904 27-
966 58	OCM PRINCIPAL OPPORTUNITIES FD II LP	01/23/01 05/24/01	01/23/01 05/24/01	966 58	966 58	0 00
29,288	HICKS MUSE LATE & FURST EQ FUND V LP	12/19/00 05/25/01	12/19/00 05/25/01	29,288 00	29,288 00	0 00
925	BRISTOL MYERS SQUIBB CO	01/10/01 05/30/01	01/10/01 05/30/01	50,449 30	61,178 76	10,729 46-
950	BRISTOL MYERS SQUIBB CO	02/26/01 05/30/01	02/26/01 05/30/01	51,812 79	59,566 62	7,753 83-
2,600	BRISTOL MYERS SQUIBB CO	01/10/01 05/30/01	01/10/01 05/30/01	141,803 43	171,961 92	30,158 49-
2,700	BRISTOL MYERS SQUIBB CO	02/26/01 05/30/01	02/26/01 05/30/01	147,257 40	169,294 59	22,037 19-
500	SPRINT CORP (PCS GROUP)	03/26/01 05/30/01	03/26/01 05/30/01	10,385 80	9,732 60	653 20
1,000	SPRINT CORP (PCS GROUP)	03/26/01 05/30/01	03/26/01 05/30/01	20,771 60	19,465 20	1,306 40
800	SPRINT CORP (PCS GROUP)	03/26/01 05/30/01	03/26/01 05/30/01	16,728 32	15,572 16	1,156 16

CONFIDENTIAL

FEDERAL SCHEDULE D CHRONOLOGICALLY

01/01/2001 TO 12/31/2001

ACCOUNT 0049-03-1/3 (cont)
 THE J N PEM Jr TRUST
 TAXPAYER ID 23-6299309

ADMINISTRATOR JULIUS J CIESIELKA
 INV OFFICER STEVE LEHMAN
 TAX OFFICER FRANCIS MEHAFFEY

UNITS	SECURITY	DATE ACQUIRED	DATE DISPOSED	PROCEEDS	BASIS DISPOSED	GAIN/(LOSS)
3,600	SUN MICROSYSTEMS INC	05/21/01	05/30/01	59,775 28	79,771 68	19,996 40-
1,904,000	US TREASURY N/B DTD	02/27/01	05/31/01	1,967,590 62	1,978,077 50	10,486 88-
448	SYSCO CORP	07/31/00	05/31/01	13,343 05	8,908 75	4,434 30
577	SYSCO CORP	07/31/00	05/31/01	17,160 90	11,473 99	5,686 91
700	NOVELLUS SYSTEMS INC	04/18/01	05/31/01	31,742 26	36,430 24	4,687 98-
300	NOVELLUS SYSTEMS INC	05/08/01	05/31/01	13,603 82	15,454 62	1,850 80-
100	UNITED TECHNOLOGIES CORP	10/30/00	06/01/01	8,216 83	6,893 50	1,323 33
600	UNITED TECHNOLOGIES CORP	12/08/00	06/01/01	49,300 95	45,636 00	3,664 95
904 6388	WILLIAMS COMMUNICATIONS	01/16/01	06/01/01	3,792 57	3,258 47	534 10
2,960 3612	WILLIAMS COMMUNICATIONS	01/18/01	06/01/01	12,410 89	11,029 22	1,381 67
875	TYCO INTERNATIONAL LTD	07/19/00	06/01/01	49,697 11	47,304 69	2,392 42
850	TYCO INTERNATIONAL LTD	08/09/00	06/01/01	48,277 20	45,602 84	2,674 36
700	TYCO INTERNATIONAL LTD	07/31/00	06/01/01	39,757 69	37,386 79	2,370 90
1,000	GENERAL ELECTRIC CO	07/18/00	06/01/01	49,188 35	52,677 70	3,489 35-
950	GENERAL ELECTRIC CO	08/09/00	06/04/01	46,728 94	52,525 60	5,796 66-
700	AMERICAN INTERNATIONAL	03/26/01	06/05/01	56,657 78	53,697 00	2,960 78
100	CHECK POINT SOFTWARE TECH	03/26/01	06/05/01	4,738 01	5,825 00	1,086 99-
600	CHECK POINT SOFTWARE TECH	03/26/01	06/05/01	29,557 05	34,950 00	5,392 95-
400	PITZER INC	03/26/01	06/05/01	17,188 42	15,684 80	1,503 62
300	CHECK POINT SOFTWARE TECH	03/26/01	06/05/01	14,407 31	17,475 00	3,067 69-
100	CHECK POINT SOFTWARE TECH	04/09/01	06/05/01	4,802 44	4,942 51	140 07-
991	MCGRAW HILL INC	02/13/01	06/07/01	67,362 36	61,594 71	5,767 65
2,700	NATIONAL CITY CORP	01/10/01	06/08/01	76,588 61	76,585 50	3 11
300	NATIONAL CITY CORP	12/21/00	06/08/01	8,509 84	8,227 47	282 37
2,400	BBT CORP	01/10/01	06/08/01	85,533 62	87,732 00	2,198 38-
800	APACHE CORP	03/26/01	06/08/01	43,536 14	47,399 92	3,863 78-
200	APACHE CORP	04/05/01	06/08/01	10,884 04	10,984 42	100 38-
10,597	DOUGHTY HANSON & CO	04/09/01	06/14/01	10,597 00	10,597 00	0 00
2,700	EUROPEAN REAL EST	04/16/01	06/14/01	195,289 60	175,361 22	19,928 38

CONFIDENTIAL

ACCOUNT 0049-03-1/3 (cont)
 THE J N PEM Jr TRUST
 TAXPAYER ID 23-6299309

ADMINISTRATOR JULIUS J CIESIELKA
 INV OFFICER STEVE LEHMAN
 TAX OFFICER FRANCIS MEHAFFEY

UNITS SECURITY ACQUIRED DATE DISPOSED DATE PROCEEDS BASIS DISPOSED GAIN/(LOSS)

100	MGC INVESTMENT CORP	01/29/01	06/14/01	7,232	95	5,885	54	1,347	41
998	MONSANTO CO	04/20/01	06/14/01	37,493	60	35,683	39	1,810	21
3,400	BEAR STEARNS COS INC	03/15/01	06/14/01	178,619	83	162,330	96	16,288	87
1,200	EMC CORP	03/26/01	06/14/01	34,829	43	43,997	16	9,167	73-
600	EMC CORP	03/26/01	06/14/01	17,414	72	21,998	58	4,583	86-
213	47 CROW FAMILY HOLDINGS	06/27/00	06/15/01	213	47	213	47	0	00
3,002	MONSANTO CO	04/20/01	06/15/01	112,394	12	107,336	21	5,057	91
600	NORTEL NETWORKS CORP	07/31/00	06/15/01	5,303	82	43,423	50	38,119	68-
1,125	NORTEL NETWORKS CORP	10/25/00	06/15/01	9,944	66	52,380	00	42,435	34-
900	NORTEL NETWORKS CORP	10/26/00	06/15/01	7,955	73	38,810	25	30,854	52-
825	NORTEL NETWORKS CORP	01/11/01	06/15/01	7,292	76	26,862	00	19,569	24-
2,625	NORTEL NETWORKS CORP	01/26/01	06/15/01	23,204	22	96,653	29	73,449	07-
3,250	NORTEL NETWORKS CORP	03/01/01	06/15/01	28,729	03	58,394	70	29,665	67-
9,400	NORTEL NETWORKS CORP	03/01/01	06/15/01	83,093	20	168,895	44	85,802	24-
2,000	NORTEL NETWORKS CORP	05/23/01	06/15/01	17,679	41	30,620	00	12,940	59-
864	KONINKLIJKE PHILIPS	07/18/00	06/15/01	21,405	92	44,753	24	23,347	32-
1,164	KONINKLIJKE PHILIPS	07/31/00	06/15/01	28,838	53	53,530	20	24,691	67-
1,200	ELECTRONICS NY SHR	08/09/00	06/15/01	29,730	45	53,317	68	23,587	23-
1,300	KONINKLIJKE PHILIPS	10/20/00	06/15/01	32,207	98	49,914	41	17,706	43-
2,300	JDS UNIPHASE CORP	02/14/01	06/15/01	27,358	28	89,351	32	61,993	04-
1,140	JDS UNIPHASE CORP	11/01/00	06/15/01	13,560	19	76,883	37	63,323	18-
1,650	JDS UNIPHASE CORP	03/23/01	06/15/01	19,626	59	39,703	13	20,076	54-
5,100	JDS UNIPHASE CORP	05/23/01	06/15/01	60,664	00	114,819	36	54,155	36-
1,000	CISCO SYSTEMS	10/25/00	06/19/01	16,949	43	52,625	00	35,675	57-
1,800	CISCO SYSTEMS	10/26/00	06/19/01	30,508	98	93,037	50	62,528	52-
700	FED NAT'L MTG ASSN	03/14/01	06/19/01	57,495	73	53,321	17	4,174	56
300	KRAFT FOODS INC-A	06/12/01	06/19/01	9,103	19	9,300	00	196	81-
300	KRAFT FOODS INC-A	06/12/01	06/19/01	9,121	82	9,300	00	178	18-
100	KRAFT FOODS INC-A	06/12/01	06/19/01	3,032	53	3,100	00	67	47-
300	KRAFT FOODS INC-A	06/12/01	06/19/01	9,114	80	9,300	00	185	20-
400	KRAFT FOODS INC-A	06/12/01	06/19/01	12,167	43	12,400	00	232	57-
400	RELIANT RESOURCES INC	05/21/01	06/19/01	11,024	43	14,436	44	3,412	01-
200	RELIANT RESOURCES INC	05/18/01	06/19/01	5,512	21	7,012	62	1,500	41-
157	WORLDCOM INC-MCI GROUP	08/08/00	06/20/01	2,556	19	5,489	77	2,933	58-

CONFIDENTIAL

01/01/2001 TO 12/31/2001

01/01/2001 TO 12/31/2001

ACCOUNT 0049-03-1/3 (cont)
 THE J N PEW JR TRUST
 TAXPAYER ID 23-6299309

UNITS	SECURITY	DATE ACQUIRED	DATE DISPOSED	PROCEEDS	BASIS DISPOSED	GAIN/(LOSS)
196	WORLDCOM INC-MCI GROUP	10/30/00	06/20/01	3,191 16	4,503 16	1,312 00-
340	WORLDCOM INC-MCI GROUP	02/21/01	06/20/01	5,535 69	5,409 04	126 65
100	KRAFT FOODS INC-A	06/12/01	06/20/01	3,026 13	3,100 00	73 87-
100	ENRON CORP	03/26/01	06/21/01	4,432 29	6,084 86	1,652 57-
200	THE WILLIAMS COMPANIES INC	04/02/01	06/21/01	6,721 51	8,058 50	1,336 99-
300	THE WILLIAMS COMPANIES INC	03/30/01	06/21/01	10,082 27	11,849 39	1,767 12-
400	WEATHERFORD INTERNATIONAL	03/26/01	06/21/01	19,672 58	21,740 96	2,068 38-
100	VIACOM INC CL A	03/26/01	06/21/01	5,360 59	4,394 77	965 82
100	VIACOM INC CL A	03/26/01	06/21/01	5,360 59	4,394 77	965 82
200	RELIANT RESOURCES INC	05/18/01	06/21/01	5,018 37	7,012 62	1,994 25-
300	RELIANT RESOURCES INC	05/30/01	06/21/01	7,527 56	9,996 45	2,468 89-
300	ENRON CORP	03/26/01	06/21/01	13,230 36	18,254 58	5,024 22-
550	SCHLUMBERGER LTD	08/09/00	06/26/01	29,674 98	44,767 14	15,092 16-
1,300	WORLDCOM INC-WORLDCOM GROUP	07/31/00	06/26/01	17,825 92	48,131 04	30,305 12-
1,400	WORLDCOM INC-WORLDCOM GROUP	08/09/00	06/26/01	19,197 14	47,632 12	28,434 98-
100	WORLDCOM INC-WORLDCOM GROUP	09/20/00	06/26/01	1,371 22	2,649 03	1,277 81-
5,600	WORLDCOM INC-WORLDCOM GROUP	11/01/00	06/26/01	76,788 56	103,505 93	26,717 37-
933 3333	CITIGROUP INC	07/19/00	06/26/01	48,408 42	46,681 25	1,727 17
432 4533	CITIGROUP INC	07/31/00	06/26/01	22,429 70	22,341 25	88 45
200	THE WILLIAMS COMPANIES INC	03/26/01	06/26/01	6,476 84	7,549 08	1,072 24-
300	THE WILLIAMS COMPANIES INC	03/26/01	06/26/01	9,700 68	11,323 62	1,622 94-
100	RELIANT RESOURCES INC	04/30/01	06/26/01	2,402 58	3,000 00	597 42-
300	RELIANT RESOURCES INC	05/30/01	06/26/01	7,207 73	9,996 45	2,788 72-
100	RELIANT RESOURCES INC	04/30/01	06/26/01	2,402 58	3,000 00	597 42-
400	THE WILLIAMS COMPANIES INC	03/26/01	06/26/01	12,934 24	15,098 16	2,163 92-
200	RELIANT RESOURCES INC	05/30/01	06/25/01	4,985 19	6,664 30	1,679 11-
300	RELIANT RESOURCES INC	05/30/01	06/25/01	7,477 79	9,996 45	2,518 66-
200	THE WILLIAMS COMPANIES INC	03/30/01	06/25/01	6,453 16	7,899 59	1,446 43-

CONFIDENTIAL

01/01/2001 TO 12/31/2001

ADMINISTRATOR JULIUS J CIESIELKA
 INV OFFICER STEVE LEHMAN
 TAX OFFICER FRANCIS MEHAFFEY

ACCOUNT 0049-03-1/3 (cont)
 THE J N PEM JR TRUST
 TAXPAYER ID 23-6299309

UNITS	SECURITY	DATE ACQUIRED	DATE DISPOSED	PROCEEDS	BASIS DISPOSED	GAIN/(LOSS)
300	THE WILLIAMS COMPANIES INC	03/26/01	06/25/01	9,679 75	11,323 62	1,643 87-
4,100	STARWOOD HOTELS & RESORTS WORLDWIDE	02/14/01	06/27/01	149,035 35	153,707 36	4,672 01-
61	STARWOOD HOTELS & RESORTS WORLDWIDE	06/27/00	06/27/01	2,217 35	1,926 87	290 48
52	WORLDKOM INC-MCI GROUP	07/31/00	06/27/01	861 09	1,948 08	1,086 99-
56	WORLDKOM INC-MCI GROUP	08/09/00	06/27/01	927 33	1,927 88	1,000 55-
4	WORLDKOM INC-MCI GROUP	09/20/00	06/27/01	66 24	107 22	40 98-
188	WORLDKOM INC-MCI GROUP	11/01/00	06/27/01	3,113 17	3,516 06	402 89-
2,800	CVS CORP	11/17/00	06/27/01	102,343 58	144,893 00	42,549 42-
3,600	CVS CORP	05/07/01	06/27/01	131,584 60	190,919 88	59,335 28-
500	RELIANT RESOURCES INC	04/30/01	06/27/01	12,274 93	15,000 00	2,725 07-
800	NOKIA CORP	05/15/01	06/27/01	17,265 90	24,924 40	7,658 50-
300	NOKIA CORP	04/18/01	06/27/01	6,474 71	8,712 96	2,238 25-
400	GEMSTAR-TV GUIDE INTERNATIONAL INC	04/30/01	06/27/01	15,262 41	16,821 80	1,559 39-
15,536	OLYMPUS REAL ESTATE FUND III LP	11/21/00	06/29/01	15,536 00	15,536 00	0 00
200	UNITEDHEALTH GROUP INC	04/04/01	06/29/01	12,424 29	12,026 68	397 61
100	UNITEDHEALTH GROUP INC	04/04/01	06/29/01	6,212 14	6,011 50	200 64
100	UNITEDHEALTH GROUP INC	04/09/01	06/29/01	6,212 14	5,973 52	238 62
200	RELIANT RESOURCES INC	04/30/01	06/29/01	4,892 73	6,000 00	1,107 27-
1,277 26	OCM PRINCIPAL OPPORTUNITIES FD II LP	01/23/01	06/28/01	1,277 26	1,277 26	0 00
210,000	US TREASURY N/B DTD 5/15/2000 6 75% 5/15/2005	03/22/01	06/28/01	223,937 11	228,333 98	4,396 87-
700	NOKIA CORP	04/18/01	06/28/01	15,031 22	20,330 24	5,299 02-
1,500	NOKIA CORP	04/18/01	06/28/01	32,209 77	41,445 00	9,235 23-
100	NOKIA CORP	04/18/01	06/28/01	2,147 32	2,904 32	757 00-
400	RELIANT RESOURCES INC	04/30/01	06/28/01	9,859 59	12,000 00	2,140 41-
400	UNITEDHEALTH GROUP INC	04/05/01	06/28/01	25,056 08	24,166 20	889 88
100	UNITEDHEALTH GROUP INC	04/04/01	06/28/01	6,264 02	6,013 34	250 68
36	WORLDKOM INC-MCI GROUP	11/01/00	07/02/01	611 62	673 29	61 67-
400	THE GAP INC	05/17/01	07/02/01	11,452 38	13,856 56	2,404 18-
500	THE GAP INC	05/30/01	07/02/01	14,315 47	15,743 10	1,427 63-
100	THE GAP INC	05/30/01	07/02/01	2,863 09	3,148 62	285 53-

CONFIDENTIAL

01/01/2001 TO 12/31/2001

ACCOUNT 0049-03-1/3 (cont)
 THE J N PEM JR TRUST
 TAXPAYER ID 23-6299309

ADMINISTRATOR JULIUS J CIESIELKA
 INV OFFICER STEVE LEHMAN
 TAX OFFICER FRANCIS MEHAFEBY

UNITS	SECURITY	DATE ACQUIRED	DATE DISPOSED	PROCEEDS	BASIS DISPOSED	GAIN/(LOSS)
600	THE GAP INC	05/17/01 07/03/01	05/17/01 07/03/01	16,965 45	20,784 84	3,819 39-
100	THE GAP INC	05/17/01 07/03/01	05/17/01 07/03/01	2,827 57	3,464 14	636 57-
400	THE GAP INC	05/30/01 07/05/01	05/30/01 07/05/01	11,123 34	12,594 48	1,471 14-
100	THE GAP INC	05/31/01 07/05/01	05/31/01 07/05/01	2,780 84	3,102 34	321 50-
1,300	FLEETBOSTON FINANCIAL CORPORATION	08/09/00 07/09/01	08/09/00 07/09/01	49,928 21	51,696 97	1,768 76-
1,700	FLEETBOSTON FINANCIAL CORPORATION	09/20/00 07/09/01	09/20/00 07/09/01	65,290 74	67,783 25	2,492 51-
300	FLEETBOSTON FINANCIAL CORPORATION	07/19/00 07/09/01	07/19/00 07/09/01	11,521 89	10,837 50	684 39
3,300	AES CORP	11/29/00 07/12/01	11/29/00 07/12/01	130,147 65	173,250 00	43,102 35-
1,873	AES CORP	05/10/01 07/12/01	05/10/01 07/12/01	73,868 65	81,159 15	7,290 50-
600	ADVANCED MICRO DEVICES INC	05/16/01 07/12/01	05/16/01 07/12/01	13,605 92	18,546 96	4,941 04-
500	PIZER INC	03/26/01 07/12/01	03/26/01 07/12/01	19,039 56	19,606 00	566 44-
600	WEATHERFORD INTERNATIONAL	03/26/01 07/12/01	03/26/01 07/12/01	24,350 60	32,611 44	8,260 84-
500	PIZER INC	03/26/01 07/12/01	03/26/01 07/12/01	18,906 26	19,606 00	699 74-
100	VIACOM INC CL A	03/26/01 07/12/01	03/26/01 07/12/01	4,989 71	4,394 77	594 94-
309	MCGRAW HILL INC	02/13/01 06/06/01	02/13/01 06/06/01	21,023 66	19,205 62	1,818 04
781 2792	WILLIAMS COMMUNICATIONS GRP	01/16/01 06/06/01	01/16/01 06/06/01	3,109 38	2,814 14	295 24
2,055 7208	WILLIAMS COMMUNICATIONS GRP	01/18/01 06/06/01	01/18/01 06/06/01	8,181 49	7,658 85	522 64
100	CHECK POINT SOFTWARE TECH	03/26/01 06/06/01	03/26/01 06/06/01	4,921 83	5,825 00	903 17-
600	APACHE CORP	03/26/01 06/06/01	03/26/01 06/06/01	34,194 11	35,549 94	1,355 83-
3,970 3	NATURAL GAS PARTNERS VI LP	06/16/00 06/06/01	06/16/00 06/06/01	4,667 65	3,970 30	697 35-
4,867 76	NATURAL GAS PARTNERS VI LP	06/29/00 06/06/01	06/29/00 06/06/01	5,722 74	4,867 76	854 98
5,671 84	NATURAL GAS PARTNERS VI LP	09/07/00 06/06/01	09/07/00 06/06/01	6,668 04	5,671 84	996 20
5,116 89	NATURAL GAS PARTNERS VI LP	10/03/00 06/06/01	10/03/00 06/06/01	6,015 62	5,116 89	898 73
2,627	AES CORP	05/10/01 07/13/01	05/10/01 07/13/01	103,576 78	113,830 80	10,254 02-
100	ADVANCED MICRO DEVICES INC	05/16/01 07/13/01	05/16/01 07/13/01	2,123 88	3,091 16	967 28-

CONFIDENTIAL

FEDERAL SCHEDULE D CHRONOLOGICALLY

01/01/2001 TO 12/31/2001

ACCOUNT 0049-03-1/3 (cont)
 THE J N PEM JR TRUST
 TAXPAYER ID 23-6299309
 ADMINISTRATOR JULIUS J CIESIELKA
 INV OFFICER STEVE LEHMAN
 TAX OFFICER FRANCIS MEHAFFEY

UNITS	SECURITY	DATE ACQUIRED	DATE DISPOSED	PROCEEDS	BASIS DISPOSED	GAIN/(LOSS)
200	ADVANCED MICRO DEVICES INC	05/16/01	07/13/01	4,247 77	6,182 32	1,934 55-
500	ADVANCED MICRO DEVICES INC	05/16/01	07/13/01	10,561 04	15,455 80	4,894 76-
100	VIACOM INC CL A	03/26/01	07/13/01	4,892 18	4,394 77	497 41
500	GENERAL ELECTRIC CO	08/09/00	07/16/01	23,569 21	27,645 05	4,075 84-
200	JOHNSON & JOHNSON	08/09/00	07/16/01	10,596 96	9,592 39	1,004 57
100	MELTON FINANCIAL CORP	10/30/00	07/16/01	4,258 11	4,493 50	235 39-
400	MELTON FINANCIAL CORP	07/19/00	07/16/01	17,032 43	14,825 00	2,207 43
903	AES CORP	09/20/00	07/16/01	34,808 22	56,326 79	21,518 57-
100	ADVANCED MICRO DEVICES INC	05/16/01	07/16/01	2,060 76	3,091 16	1,030 40-
200	ADVANCED MICRO DEVICES INC	07/03/01	07/16/01	4,121 52	5,955 16	1,833 64-
100	ADVANCED MICRO DEVICES INC	07/03/01	07/16/01	1,997 28	2,977 58	980 30-
100	ADVANCED MICRO DEVICES INC	07/05/01	07/16/01	1,997 28	2,907 51	910 23-
100	ADVANCED MICRO DEVICES INC	07/05/01	07/16/01	2,014 54	2,907 51	892 97-
100	VIACOM INC CL A	03/26/01	07/16/01	4,853 98	4,394 77	459 21
2,600	SBC COMMUNICATIONS INC	10/26/00	07/17/01	113,622 71	142,929 54	29,306 83-
100	SBC COMMUNICATIONS INC	10/30/00	07/17/01	4,370 10	5,762 25	1,392 15-
600	SBC COMMUNICATIONS INC	09/08/00	07/17/01	26,220 62	26,663 10	442 48-
500	TRANSOCEAN SEDCO FOREX INC	07/18/00	07/17/01	17,005 88	26,099 85	9,093 97-
600	TRANSOCEAN SEDCO FOREX INC	07/31/00	07/17/01	20,407 06	30,636 00	10,228 94-
600	TRANSOCEAN SEDCO FOREX INC	08/09/00	07/17/01	20,407 06	31,996 44	11,589 38-
200	TRANSOCEAN SEDCO FOREX INC	09/20/00	07/17/01	6,802 35	12,232 02	5,429 67-
1,800	TRANSOCEAN SEDCO FOREX INC	10/30/00	07/17/01	61,221 17	95,226 48	34,005 31-
100	ADVANCED MICRO DEVICES INC	07/05/01	07/17/01	1,970 77	2,907 51	936 74-
100	VIACOM INC CL A	03/26/01	07/17/01	4,875 61	4,394 77	480 84
100	ADVANCED MICRO DEVICES INC	07/05/01	07/17/01	1,947 64	2,907 51	959 87-

CONFIDENTIAL

FEDERAL SCHEDULE D CHRONOLOGICALLY

01/01/2001 TO 12/31/2001

ADMINISTRATOR JULIUS J CIESIELKA
 INV OFFICER STEVE LEHMAN
 TAX OFFICER FRANCIS MEHAFFEY

ACCOUNT 0049-03-1/3 (cont)
 THE J N PEM JR TRUST
 TAXPAYER ID 23-6299309

UNITS SECURITY ACQUIRED DATE DISPOSED DATE PROCEEDS BASIS DISPOSED GAIN/(LOSS)

UNITS	SECURITY	ACQUIRED DATE	DISPOSED DATE	PROCEEDS	BASIS DISPOSED	GAIN/(LOSS)
1,080	DARDEN RESTAURANTS INC	06/27/01	07/18/01	34,225 88	29,283 77	4,942 11
700	SEI INVESTMENTS CO	05/22/01	07/18/01	34,790 10	30,631 37	4,158 73
900	FLEETBOSTON FINANCIAL CORPORATION	07/19/00	07/18/01	33,164 79	32,512 50	652 29
1,200	FLEETBOSTON FINANCIAL CORPORATION	07/31/00	07/18/01	44,219 72	42,580 80	1,638 92
700	SIEBEL SYSTEMS INC	05/31/01	07/18/01	26,179 12	32,087 79	5,908 67-
425	KIMBERLY CLARK CORP	07/19/00	07/19/01	23,945 27	24,304 69	359 42-
425	KIMBERLY CLARK CORP	07/31/00	07/19/01	23,945 27	25,183 63	1,238 36-
400	KIMBERLY CLARK CORP	08/09/00	07/19/01	22,536 73	23,039 44	502 71-
1,775	CVS CORP	12/08/00	07/19/01	72,044 84	96,212 81	24,167 97-
1,050	CVS CORP	05/07/01	07/19/01	42,618 08	55,713 00	13,094 92-
775	HCA - THE HEALTHCARE COMPANY	07/31/00	07/19/01	34,940 25	26,591 64	8,348 61
400	HCA - THE HEALTHCARE COMPANY	07/19/00	07/19/01	18,033 67	12,550 00	5,483 67
1,275	PHARMACIA CORPORATION	12/08/00	07/19/01	55,260 09	75,589 78	20,329 69-
980	THE PMI GROUP INC	03/15/01	07/19/01	64,658 53	64,642 74	10,015 79
1,920	THE PMI GROUP INC	03/16/01	07/19/01	126,677 95	109,118 40	17,559 55
500	VERITAS SOFTWARE CORP	05/21/01	07/19/01	18,099 14	39,384 25	21,285 11-
300	WEATHERFORD INTERNATIONAL	03/26/01	07/19/01	12,119 05	16,305 72	4,186 67-
1,520	DARDEN RESTAURANTS INC	06/27/01	07/20/01	47,990 88	41,214 19	6,776 69
2,300	DARDEN RESTAURANTS INC	11/22/00	07/20/01	72,617 77	59,938 00	12,679 77
1,200	SBC COMMUNICATIONS INC	11/01/00	07/20/01	51,830 11	67,654 20	15,824 09-
400	SBC COMMUNICATIONS INC	10/11/00	07/20/01	17,276 70	19,810 44	2,533 74-
1,900	SBC COMMUNICATIONS INC	09/08/00	07/20/01	82,064 33	84,433 15	2,368 82-
400	EMERSON ELECTRIC CO	07/20/00	07/20/01	21,992 18	25,918 00	3,925 82-
400	EMERSON ELECTRIC CO	07/27/00	07/20/01	21,992 18	25,661 36	3,669 18-
117	EMERSON ELECTRIC CO	07/31/00	07/20/01	6,432 72	7,312 21	879 49-
133	EMERSON ELECTRIC CO	07/31/00	07/20/01	7,312 40	8,200 82	888 42-
99	EMERSON ELECTRIC CO	08/09/00	07/20/01	5,443 07	6,676 06	1,232 99-
151	EMERSON ELECTRIC CO	08/09/00	07/20/01	8,302 05	10,198 01	1,895 96-
350	COMPUTER ASSOC INTERNATIONAL INC	02/09/01	07/20/01	11,827 64	12,221 51	393 87-
3,350	COMPUTER ASSOC INTERNATIONAL INC	05/24/01	07/20/01	113,207 46	106,488 12	6,719 34
1,050	DARDEN RESTAURANTS INC	11/27/00	07/23/01	33,273 38	27,325 09	5,948 29
1,400	SEI INVESTMENTS CO	02/09/01	07/23/01	66,771 05	63,700 00	3,071 05

CONFIDENTIAL

01/01/2001 TO 12/31/2001

ACCOUNT 0049-03-1/3 (cont)
 THE J N PEW JR TRUST
 TAXPAYER ID 23-6299309

UNITS	SECURITY	DATE ACQUIRED	DATE DISPOSED	PROCEEDS	BASIS DISPOSED	GAIN/(LOSS)
550	SEI INVESTMENTS CO	01/24/01	07/23/01	26,231 49	22,467 28	3,764 21
975	ABS CORP	11/29/00	07/23/01	34,130 49	51,187 50	17,057 01-
1,125	MERRILL LYNCH & CO INC	11/27/00	07/23/01	59,555 51	68,916 37	9,360 86-
1,000	HOUSEHOLD INTERNATIONAL	02/09/01	07/23/01	67,701 34	59,109 50	8,591 84
700	SIEBEL SYSTEMS INC	05/31/01	07/23/01	22,371 25	32,087 79	9,716 54-
10,523	HICKS MUSE TATE & FURST	02/02/01	07/25/01	10,523 00	10,523 00	0 00
950	THE WILLIAMS COMPANIES	01/16/01	07/25/01	29,702 37	31,504 61	1,802 24-
2,500	THE WILLIAMS COMPANIES	01/18/01	07/25/01	78,164 14	85,753 36	7,589 22-
288	GPU INC	10/11/00	07/25/01	10,321 57	9,280 63	1,040 94
2,087	GPU INC	10/11/00	07/26/01	74,915 16	67,252 32	7,662 84
350	GPU INC	01/24/01	07/26/01	12,563 63	10,938 27	1,625 36
3,000	CAREMARK RX INC	05/22/01	07/26/01	51,888 36	43,370 40	8,517 96
700	GENERAL ELECTRIC CO	03/26/01	07/26/01	30,452 55	28,468 51	1,984 04
2,000	COMPUTER ASSOC	05/22/01	07/27/01	70,031 65	64,781 20	5,250 45
2,000	INTERNATIONAL INC	12/20/00	07/27/01	61,775 53	49,476 60	12,298 93
100	EQUITY RESIDENTIAL PROPS	10/30/00	07/27/01	5,659 53	4,656 00	1,003 53
2,725	GPU INC	01/24/01	07/27/01	97,792 62	85,162 24	12,630 38
225	ALTEL CORP	08/09/00	07/27/01	13,917 58	14,065 92	148 34-
1,400	PHILIP MORRIS COS INC	03/27/01	07/27/01	60,814 66	63,153 16	2,338 50-
25	A T & T WIRELESS GROUP	07/31/00	07/27/01	466 48	693 69	227 21-
75	AGERE SYSTEMS INC-A	03/27/01	07/27/01	418 48	450 00	31 52-
175	ALTEL CORP	08/09/00	07/27/01	10,809 39	10,940 16	130 77-
125	ANADARKO PETROLEUM CORP	02/06/01	07/27/01	7,224 76	7,902 24	677 48-
175	APPLIED MATERIALS INC	10/26/00	07/27/01	8,210 17	8,817 83	607 66-
50	BANK OF AMERICA CORP	07/23/01	07/27/01	3,192 39	3,138 03	54 36
200	CHARTER ONE FINL INC	07/20/01	07/27/01	6,330 01	6,371 20	41 19-
125	CHEVRONTXACO CORPORATION	08/09/00	07/27/01	11,368 37	10,368 37	1,000 00
25	CIGNA CORP	01/10/01	07/27/01	2,483 92	3,075 63	591 71-
150	DARDEN RESTAURANTS INC	11/27/00	07/27/01	4,402 35	3,903 59	498 76
125	DELL COMPUTER	08/09/00	07/27/01	3,393 23	5,171 87	1,778 64-
175	DUKE ENERGY CORP	07/31/00	07/27/01	6,721 52	5,456 86	1,264 66
125	EMC CORP	03/01/01	07/27/01	2,498 66	4,943 75	2,445 09-
50	HOME DEPOT INC	01/31/01	07/27/01	2,463 92	2,370 37	93 55

CONFIDENTIAL

FEDERAL SCHEDULE D CHRONOLOGICALLY

01/01/2001 TO 12/31/2001

ADMINISTRATOR JULIUS J CIESIELKA
 INV OFFICER STEVE LEHMAN
 TAX OFFICER FRANCIS MEHAFFEY

ACCOUNT 0049-03-1/3 (cont)
 THE J N PEW JR TRUST
 TAXPAYER ID 23-6299309

UNITS	SECURITY	ACQUIRED DATE	DISPOSED DATE	PROCEEDS	BASIS DISPOSED	GAIN/(LOSS)
25	JDS UNIPHASE CORP	09/14/00	07/27/01	208 49	2,681 25	2,472 76-
100	JOHNSON & JOHNSON	07/19/01	07/27/01	5,328 82	5,473 95	145 13-
275	LABORATORY CORP OF AMERICAN HLDS	05/31/01	07/27/01	24,567 68	18,906 25	5,661 43
50	LEXMARK INTL GROUP INC	06/19/01	07/27/01	2,356 42	2,909 59	553 17-
175	LOCKHEED MARTIN CORP	09/26/00	07/27/01	6,863 27	5,346 32	1,516 95
100	MAGIC INVESTMENT CORP	01/29/01	07/27/01	7,408 75	5,885 54	1,523 21
100	MICRON TECHNOLOGY INC	05/09/01	07/27/01	4,108 86	4,138 16	29 30-
25	MICROSOFT CORP	07/31/00	07/27/01	1,645 19	1,768 75	123 56-
75	MONSANTO CO	04/19/01	07/27/01	2,561 91	2,598 27	36 36-
125	MORGAN ST DEAN WITTER & CO	02/02/01	07/27/01	7,529 75	11,223 00	3,693 25-
150	MOTOROLA INC	07/27/01	07/27/01	2,870 90	2,881 26	10 36-
175	NATIONAL CITY CORP	01/10/01	07/27/01	2,361 67	2,127 38	234 29
175	OCCIDENTAL PETROLEUM CORP	09/18/00	07/27/01	4,811 72	4,254 83	556 89
25	PEPSI BOTTLING GROUP INC	07/19/01	07/27/01	1,075 71	1,083 88	8 17-
25	PHARMACIA CORPORATION	12/08/00	07/27/01	1,046 41	1,482 15	435 74-
25	PROCTER & GAMBLE CO	07/19/01	07/27/01	1,759 69	1,732 50	27 19
125	QUALCOMM CORP	09/06/00	07/27/01	7,983 08	7,789 01	194 07
25	SAFEMAX STORES INC	08/09/00	07/27/01	1,097 46	1,198 69	101 23-
50	SBC COMMUNICATIONS INC	10/11/00	07/27/01	2,208 42	2,476 31	267 89-
200	SEI INVESTMENTS CO	01/24/01	07/27/01	9,373 11	8,169 92	1,203 19
150	TYCO INTERNATIONAL LTD	07/31/00	07/27/01	7,993 23	8,011 46	18 23-
175	WAL MART STORES INC	07/31/00	07/27/01	9,748 54	10,029 25	280 71-
125	WASHINGTON MUTUAL INC	10/13/00	07/27/01	5,048 93	3,317 04	1,731 89
100	GEMSTAR-TV GUIDE INTERNATIONAL INC	04/30/01	07/27/01	4,118 78	4,205 45	86 67-
300	GEMSTAR-TV GUIDE INTERNATIONAL INC	04/04/01	07/27/01	12,356 35	7,197 93	5,158 42
200	JOHNSON & JOHNSON	06/14/01	07/27/01	10,594 10	10,233 12	360 98
300	JOHNSON & JOHNSON	06/05/01	07/27/01	15,891 16	15,264 56	626 60
100	PFIZER INC	03/26/01	07/27/01	3,994 74	3,921 20	73 54
1,000	PFIZER INC	03/26/01	07/27/01	39,947 46	39,212 00	735 46
500	ENRON CORP	03/26/01	07/27/01	22,877 18	30,424 30	7,547 12-
11,290 21	DLJ MERCHANT BANKING III LP	07/30/01	07/30/01	11,290 21	11,290 21	0 00
600	ENRON CORP	03/26/01	07/30/01	27,371 44	36,509 16	9,137 72-
200	SIEBEL SYSTEMS INC	05/31/01	07/31/01	6,943 21	9,167 94	2,224 73-

CONFIDENTIAL

Gain/loss period is short disposal method sale

01/01/2001 TO 12/31/2001

ADMINISTRATOR JULIUS J CIESIELKA
 INV OFFICER STEVE LEHMAN
 TAX OFFICER FRANCIS MEHAFFEY

ACCOUNT 0049-03-1/3 (cont)
 THE J N PEW JR TRUST
 TAXPAYER ID 23-6299309

UNITS	SECURITY	ACQUIRED DATE	DISPOSED DATE	PROCEEDS	BASIS DISPOSED	GAIN/(LOSS)
300	SIEBEL SYSTEMS INC	06/19/01	07/31/01	10,414 81	12,437 16	2,022 35-
100	SIEBEL SYSTEMS INC	06/19/01	07/31/01	3,471 60	4,142 75	671 15-
75	SYSCO CORP	07/27/01	08/01/01	1,943 33	2,098 50	155 17-
475	QUAKER OATS CO	08/09/00	08/01/01	47,802 74	32,565 00	15,237 74
125	QUAKER OATS CO	07/27/01	08/01/01	12,579 67	11,007 50	1,572 17
1,000	QUAKER OATS CO	07/18/01	08/01/01	100,637 34	87,950 60	12,686 74
900	QUAKER OATS CO	07/20/01	08/01/01	90,573 61	79,340 40	11,233 21
200	WEATHERFORD INTERNATIONAL	03/26/01	08/01/01	8,330 10	10,870 48	2,540 38-
500	ACCENTURE LIMITED	07/18/01	08/01/01	7,474 75	7,250 00	224 75
1,300	GENERAL ELECTRIC CO	03/26/01	08/01/01	55,886 69	52,870 09	3,016 60
3,175	TYCO INTERNATIONAL LTD	03/13/01	08/02/01	168,726 88	145,446 12	23,280 76
2,000	TYCO INTERNATIONAL LTD	03/13/01	08/02/01	106,284 65	91,619 60	14,665 05
3,800	SBC COMMUNICATIONS INC	09/08/00	08/02/01	167,882 57	168,866 30	983 73-
6,954	DOUGHTY HANSON & CO	07/02/01	08/02/01	6,954 00	6,954 00	0 00
500	EUROPEAN REAL EST	07/18/01	08/02/01	7,637 44	7,250 00	387 44
1,200	QWEST COMMUNICATIONS INTL	03/26/01	08/02/01	27,795 63	42,942 00	15,146 37-
400	QWEST COMMUNICATIONS INTL	03/26/01	08/02/01	9,265 21	14,314 00	5,048 79-
300	GEMSTAR-TV GUIDE INTERNATIONAL INC	04/04/01	08/02/01	12,732 62	7,197 93	5,534 69
12,872	HICKS MUSE TATE & FURST EQ FUND V LP	02/02/01	08/08/01	12,998 84	12,872 00	126 84
0 5	ZIMMER HOLDINGS INC	02/26/01	08/09/01	14 03	15 12	1 09-
500	EATON VANCE CORP	12/13/00	08/09/01	16,975 88	13,499 45	3,476 43
500	MERCK & CO INC	02/12/01	08/09/01	33,888 87	41,530 00	7,641 13-
300	BEST BUY CO INC	05/04/01	08/10/01	17,556 76	16,683 42	873 34
500	ACCENTURE LIMITED	07/18/01	08/13/01	7,469 45	7,250 00	219 45
500	QWEST COMMUNICATIONS INTL	03/26/01	08/13/01	12,218 14	17,892 50	5,674 36-
300	QWEST COMMUNICATIONS INTL	03/26/01	08/13/01	7,330 88	10,735 50	3,404 62-
2,700	ANADARKO PETROLEUM CORP	01/17/01	08/15/01	159,132 69	166,817 07	7,684 38-
1,400	ANADARKO PETROLEUM CORP	07/20/01	08/15/01	82,513 24	71,155 42	11,357 82
24 5	ZIMMER HOLDINGS INC	02/26/01	08/15/01	684 51	740 80	56 29-
10	ZIMMER HOLDINGS INC	07/27/01	08/15/01	279 39	273 71	5 68
500	VERITAS SOFTWARE CORP	05/21/01	08/15/01	17,357 11	39,384 25	22,027 14-
200	VERITAS SOFTWARE CORP	06/06/01	08/15/01	6,942 85	14,929 30	7,986 45-

CONFIDENTIAL

01/01/2001 TO 12/31/2001

ADMINISTRATOR JULIUS J CIESIELKA
 INV OFFICER STEVE LEHMAN
 TAX OFFICER FRANCIS MEHAFFEY

ACCOUNT 0049-03-1/3 (cont)
 THE J N BEW JR TRUST
 TAXPAYER ID 23-6299309

UNITS	SECURITY	DATE ACQUIRED	DATE DISPOSED	PROCEEDS	BASIS DISPOSED	GAIN/(LOSS)
200	ACCENTURE LIMITED	07/18/01	08/15/01	2,958 22	2,900 00	58 22
500	QWEST COMMUNICATIONS INTL	03/26/01	08/14/01	12,838 32	17,892 50	5,054 18-
300	QWEST COMMUNICATIONS INTL	03/26/01	08/14/01	7,702 99	10,735 50	3,032 51-
100	ACCENTURE LIMITED	07/18/01	08/14/01	1,498 81	1,450 00	48 81
100	ACCENTURE LIMITED	07/18/01	08/14/01	1,498 81	1,450 00	48 81
35,376	J H WHITNEY IV LP	02/14/01	08/16/01	35,376 00	35,376 00	0 00
500	AGILENT TECHNOLOGIES INC	10/19/00	08/16/01	13,657 69	21,863 60	8,205 91-
1,600	AGILENT TECHNOLOGIES INC	10/13/00	08/16/01	43,704 62	69,924 96	26,220 34-
400	ACCENTURE LIMITED	07/18/01	08/16/01	5,685 64	5,800 00	114 36-
1,500	CIENA CORP	03/26/01	08/16/01	30,138 64	88,218 75	58,080 11-
700	ACCENTURE LIMITED	07/18/01	08/17/01	10,016 80	10,150 00	133 20-
500	PROCTER & GAMBLE CO	08/02/01	08/23/01	38,172 22	35,722 20	2,450 02
1,000	BECTON DICKINSON & CO	04/25/01	08/23/01	37,331 55	31,726 70	5,604 85
460	DIVERSA CORP	07/10/01	08/23/01	5,916 46	915 40	5,001 06
721	DIVERSA CORP	07/10/01	08/23/01	9,273 41	1,434 79	7,838 62
1,819	DIVERSA CORP	07/10/01	08/23/01	23,395 74	3,619 81	19,775 93
415	NATIONWIDE FINANCIAL SERV	12/22/00	08/27/01	19,291 00	17,866 29	1,424 71
2,500	NCR CORPORATION (NEW)	11/08/00	08/27/01	92,917 90	116,335 25	23,417 35-
2,300	FED NAT'L MTG ASSN	03/14/01	08/27/01	182,276 73	175,198 13	7,078 60
900	DIVERSA CORP	07/10/01	08/27/01	11,351 32	1,791 00	9,560 32
85	NATIONWIDE FINANCIAL SERV	12/22/00	08/24/01	3,982 61	3,659 36	323 25
925	JDS UNIPHASE CORP	09/14/00	08/24/01	6,942 72	99,206 25	92,263 53-
225	JDS UNIPHASE CORP	10/26/00	08/24/01	1,688 77	14,470 31	12,781 54-
1,775	JDS UNIPHASE CORP	01/11/01	08/24/01	13,322 53	84,168 19	70,845 66-
2,728	NCR CORPORATION (NEW)	11/08/00	08/24/01	102,224 84	126,945 02	24,720 18-
1,072	NCR CORPORATION (NEW)	11/09/00	08/24/01	40,170 47	50,412 19	10,241 72-
1,181	DIVERSA CORP	07/10/01	08/24/01	15,114 28	2,350 19	12,764 09
119	DIVERSA CORP	07/10/01	08/24/01	1,522 95	236 81	1,286 14
6,997 81	DLJ MERCHANT BANKING III LP	07/30/01	08/28/01	20,262 55	6,997 81	13,264 74
1,300	PHILIP MORRIS COS INC	03/27/01	08/28/01	61,604 94	58,642 22	2,962 72
300	GENZYME CORP	10/17/00	08/28/01	16,682 44	10,527 83	6,154 61

CONFIDENTIAL

01/01/2001 TO 12/31/2001

ACCOUNT 0049-03-1/3 (cont)
 THE J N PEW JR TRUST
 TAXPAYER ID 23-6299309
 ADMINISTRATOR JULIUS J CIESIELKA
 INV OFFICER STEVE LEHMAN
 TAX OFFICER FRANCIS MEHAFFEY

UNITS	SECURITY	DATE ACQUIRED	DATE DISPOSED	PROCEEDS	BASIS DISPOSED	GAIN/(LOSS)
700	LEXMARK INTL GROUP INC CL-A	06/20/01 08/28/01	36,385 06	41,105 19	4,720 13-	
67	DIVERSA CORP	07/10/01 08/28/01	825 41	133 33	692 08	
281	DIVERSA CORP	07/10/01 08/28/01	3,461 80	559 19	2,902 61	
352	DIVERSA CORP	07/10/01 08/28/01	4,336 50	700 48	3,636 02	
3,750	GLOBAL CROSSING LTD	02/08/01 08/29/01	14,599 38	79,795 13	65,195 75-	
1,725	GLOBAL CROSSING LTD	02/21/01 08/29/01	6,715 72	27,962 25	21,246 53-	
8,200	GLOBAL CROSSING LTD	05/02/01 08/29/01	31,923 97	109,531 50	77,607 53-	
125	GLOBAL CROSSING LTD	07/27/01 08/29/01	486 65	892 50	405 85-	
1,700	ANHUSER BUSCH COS INC	05/14/01 08/29/01	74,100 52	70,903 60	3,196 92	
7,525	AGERE SYSTEMS INC-A	03/27/01 08/30/01	36,452 87	45,150 00	8,697 13-	
1,950	ADVANCED MICRO DEVICES INC	03/22/01 08/30/01	25,785 94	51,421 89	25,635 95-	
150	ADVANCED MICRO DEVICES INC	07/27/01 08/30/01	1,983 53	2,696 64	713 11-	
2,600	ADVANCED MICRO DEVICES INC	05/04/01 08/30/01	34,381 25	78,312 00	43,930 75-	
3,300	ADVANCED MICRO DEVICES INC	05/11/01 08/30/01	43,637 73	91,422 87	47,785 14-	
1,800	GENZYME CORP	10/17/00 09/05/01	96,795 19	63,166 95	33,628 24	
500	MERCK & CO INC	02/12/01 09/05/01	33,372 49	41,530 00	8,157 51-	
200	HOUSEHOLD INTERNATIONAL INC	07/27/01 09/05/01	11,298 64	13,232 62	1,933 98-	
1,100	HOUSEHOLD INTERNATIONAL INC	02/09/01 09/05/01	62,142 53	65,020 45	2,877 92-	
500	HOUSEHOLD INTERNATIONAL INC	08/28/01 09/05/01	28,246 61	30,030 00	1,783 39-	
4,950	WASHINGTON MUTUAL INC	10/12/00 09/05/01	180,315 05	125,711 52	54,603 53	
100	QUALCOMM CORP	04/19/01 09/05/01	5,325 97	6,003 82	677 85-	
500	QUALCOMM CORP	03/26/01 09/05/01	26,629 86	29,906 25	3,276 39-	
300	VERITAS SOFTWARE CORP	06/06/01 09/10/01	6,859 03	22,393 95	15,534 92-	
300	VERITAS SOFTWARE CORP	07/12/01 09/10/01	6,859 03	16,444 17	9,585 14-	
600	MERRILL LYNCH & CO INC	05/02/01 09/10/01	27,920 54	40,188 48	12,267 94-	
100	EROCARDE COMMUNICATIONS SYS	05/02/01 09/10/01	2,029 79	4,799 23	2,769 44-	
400	BEST BUY CO INC	05/04/01 09/10/01	21,280 96	22,244 56	963 60-	
600	MERRILL LYNCH & CO INC	05/02/01 09/07/01	28,051 58	40,188 48	12,136 90-	

CONFIDENTIAL

01/01/2001 TO 12/31/2001

ADMINISTRATOR JULIUS J CIESIELKA
 INV OFFICER STEVE LEHMAN
 TAX OFFICER FRANCIS MEHAFFEY

ACCOUNT 0049-03-1/3 (cont)
 THE J N BEW JR TRUST
 TAXPAYER ID 23-6299309

UNITS	SECURITY	DATE ACQUIRED	DATE DISPOSED	PROCEEDS	BASIS DISPOSED	GAIN/(LOSS)
100	LOCKHEED MARTIN CORP	10/30/00	09/17/01	4,593 85	3,523 00	1,070 85
3,100	LOCKHEED MARTIN CORP	03/05/01	09/17/01	142,409 24	117,974 53	24,434 71
1,700	LOCKHEED MARTIN CORP	09/26/00	09/17/01	78,095 39	51,935 68	26,159 71
575	LOCKHEED MARTIN CORP	09/26/00	09/17/01	26,022 13	17,566 48	8,455 65
125	HCA - THE HEALTHCARE COMPANY	07/27/01	09/17/01	5,598 56	5,646 25	47 69-
25	BECTON DICKINSON & CO	07/27/01	09/17/01	885 35	868 50	16 85
1,000	BECTON DICKINSON & CO	04/25/01	09/17/01	35,413 81	31,726 70	3,687 11
1,100	PHILIP MORRIS COS INC	03/09/01	09/17/01	52,852 68	57,218 81	4,366 13-
100	ANHEUSER BUSCH COS INC	07/27/01	09/17/01	4,354 90	4,310 00	44 90
1,000	CENDANT CORP	05/09/01	09/17/01	13,506 34	17,999 70	4,493 36-
2,900	UNITED TECHNOLOGIES CORP	09/20/00	09/18/01	140,921 09	182,326 48	41,405 39-
800	UNITED TECHNOLOGIES CORP	01/24/01	09/18/01	38,874 78	58,247 44	19,372 66-
97	AES CORP	09/20/00	09/18/01	2,417 35	6,050 61	3,633 26-
900	PEOPLESOFT INC	06/21/01	09/18/01	21,606 65	43,109 28	21,502 63-
700	GEMSTAR-TV GUIDE INTERNATIONAL INC	04/04/01	09/18/01	12,256 66	16,795 17	4,538 51-
600	CINEMA CORP	04/09/01	09/18/01	7,020 66	21,453 12	14,432 46-
200	CINEMA CORP	07/12/01	09/18/01	2,340 22	6,772 30	4,432 08-
500	CINEMA CORP	07/12/01	09/18/01	2,330 22	6,741 58	4,411 36-
500	CINEMA CORP	07/12/01	09/18/01	5,825 55	16,930 75	11,105 20-
400	ASTORIA FINANCIAL CORP	05/10/01	09/19/01	23,512 61	23,253 60	259 01
2,200	GPU INC	09/27/00	09/19/01	83,778 26	71,041 52	12,736 74
3,800	TRM INC	08/02/01	09/19/01	113,230 14	167,998 76	54,768 62-
800	TRM INC	08/16/01	09/19/01	23,837 92	33,509 04	9,671 12-
600	PEOPLESOFT INC	06/21/01	09/19/01	12,280 33	28,739 52	16,459 19-
400	PEOPLESOFT INC	06/27/01	09/19/01	8,186 88	17,835 44	9,648 56-
500	GENERAL ELECTRIC CO	03/26/01	09/19/01	16,613 24	20,334 65	3,721 41-
200	GENERAL ELECTRIC CO	03/26/01	09/19/01	6,757 31	8,133 86	1,376 55-
1,200	TRM INC	08/16/01	09/20/01	35,087 66	50,263 56	-5,175 90-
100	NATIONWIDE FINANCIAL SERV	07/27/01	09/20/01	3,842 87	4,328 00	485 13-

CONFIDENTIAL

-A-

01/01/2001 TO 12/31/2001

ACCOUNT 0049-03-1/3 (cont)
THE J N BEM JR TRUST
TAXPAYER ID 23-6299309
ADMINISTRATOR JULIUS J CIESIELKA
INV OFFICER STEVE LEHMAN
TAX OFFICER FRANCIS MEHAFFEY

UNITS	SECURITY	DATE ACQUIRED	DATE DISPOSED	PROCEEDS	BASIS DISPOSED	GAIN/(LOSS)
925	NATIONWIDE FINANCIAL SERV	01/10/01	09/20/01	35,546 56	38,935 47	3,388 91-
572	WASHINGTON MUTUAL INC	10/13/00	09/20/01	21,127 14	15,178 78	5,948 36
278	WASHINGTON MUTUAL INC	10/12/00	09/20/01	10,268 09	7,060 16	3,207 93
1,250	MAGIC INVESTMENT CORP	01/29/01	09/20/01	73,671 41	73,569 25	102 16
500	APPLIED MATERIALS INC	06/29/01	09/20/01	15,296 24	26,028 30	10,732 06-
200	APPLIED MATERIALS INC	08/02/01	09/20/01	6,118 49	9,948 22	3,829 73-
900	APPLIED MICRO CIRCUITS CORP	07/31/01	09/20/01	8,198 18	15,671 16	7,472 98-
500	APPLIED MICRO CIRCUITS	07/17/01	09/20/01	4,554 55	8,695 85	4,141 30-
200	BEST BUY CO INC	05/07/01	09/20/01	9,121 10	10,922 14	1,801 04-
100	BEST BUY CO INC	05/08/01	09/20/01	4,560 54	5,279 22	718 68-
100	BEST BUY CO INC	05/09/01	09/20/01	4,560 55	5,339 18	778 63-
39,139	FNMA #547372 DTD	11/08/00	09/20/01	31,605 07	29,856 68	1,748 39-
3,937	FNMA #558921 DTD	11/08/00	09/20/01	3,764 78	3,556 38	208 40
300	PEOPLESOFT INC	06/27/01	09/21/01	5,940 82	13,376 58	7,435 76-
600	PEOPLESOFT INC	09/07/01	09/21/01	11,881 64	17,329 32	5,447 68-
89,695 77	DLJ MERCHANT BANKING III LP	07/30/01	09/24/01	89,695 77	89,695 77	0 00
900	PHILIP MORRIS COS INC	03/27/01	09/24/01	41,507 24	40,598 46	908 78
500	PHILIP MORRIS COS INC	03/22/01	09/24/01	23,059 58	21,761 25	1,298 33
700	EMC CORP	04/30/01	09/24/01	8,987 70	28,742 00	19,754 30-
100	APPLIED MATERIALS INC	08/02/01	09/24/01	2,988 23	4,974 11	1,985 88-
400	APPLIED MATERIALS INC	03/26/01	09/24/01	11,952 92	19,725 00	7,772 08-
2,172	TRANSOCEAN SEDCO FOREX INC	02/06/01	09/25/01	55,486 66	106,490 12	51,003 46-
2,328	TRANSOCEAN SEDCO FOREX INC	02/07/01	09/25/01	59,471 89	113,973 76	54,501 87-
950	MONSANTO CO	04/19/01	09/25/01	31,924 44	32,911 42	986 98-
300	ECOLAB INC	06/06/01	09/25/01	10,173 05	12,400 35	2,227 30-
100	VIACOM INC CL A	03/26/01	09/25/01	3,251 93	4,394 77	1,142 84-
100	VIACOM INC CL A	03/26/01	09/25/01	3,251 93	4,394 77	1,142 84-
300	APPLIED MICRO CIRCUITS CORP	08/21/01	09/25/01	2,467 65	4,183 74	1,716 09-
400	APPLIED MICRO CIRCUITS CORP	08/21/01	09/25/01	3,290 21	5,360 68	2,070 47-

CONFIDENTIAL

01/01/2001 TO 12/31/2001

ACCOUNT THE J N PEM Jr TRUST (cont)
 TAXPAYER ID 23-6299309

ADMINISTRATOR JULIUS J CIESIELKA
 INV OFFICER STEVE LEHMAN
 TAX OFFICER FRANCIS MEHAFFEY

UNITS SECURITY DATE ACQUIRED DATE DISPOSED PROCEEDS BASIS DISPOSED GAIN/(LOSS)

1,400 PHILIP MORRIS COS INC 03/09/01 09/26/01 65,923 80 72,823 94 6,900 14-

2,300 MGIC INVESTMENT CORP 01/29/01 09/26/01 138,314 16 135,367 42 2,946 74

1,000,000 BOEING CAPITAL CORP DTD 03/01/01 09/27/01 974,210 00 1,000,000 00 25,790 00-

4,900 WORLDCOM INC-WORLDCOM 10/30/00 09/27/01 70,000 53 111,259 34 41,258 81-

8,500 WORLDCOM INC-WORLDCOM 02/21/01 09/27/01 121,429 50 133,640 76 12,211 26-

1,175 WORLDCOM INC-WORLDCOM 07/27/01 09/27/01 16,785 84 17,277 55 491 71-

1,300 APPLIED MICRO CIRCUITS 07/17/01 09/27/01 8,355 59 22,609 21 14,253 62-

600 APPLIED MICRO CIRCUITS 08/21/01 09/27/01 3,905 86 8,367 48 4,461 62-

1,000 RF MICRO DEVICES INC 09/18/01 09/27/01 15,065 09 23,619 90 8,554 81-

400 BROADCOM COMMUNICATIONS 05/02/01 09/27/01 5,634 69 19,196 92 13,562 23-

200 BROADCOM COMMUNICATIONS 05/09/01 09/27/01 2,817 35 9,348 14 6,530 79-

200 BROADCOM COMMUNICATIONS 05/15/01 09/27/01 2,817 34 8,516 90 5,699 56-

6,900 GPU INC 01/24/01 09/28/01 272,197 29 215,640 18 56,557 11

100 STARWOOD HOTELS & RESORTS 09/19/01 09/28/01 2,164 94 1,938 35 226 59

925 NATIONAL CITY CORP 01/10/01 09/28/01 27,508 67 26,237 62 1,271 05

300 UNITEDHEALTH GROUP INC 07/31/01 09/28/01 19,837 76 20,283 48 445 72-

500 BROADCOM COMMUNICATIONS 05/15/01 09/28/01 7,073 51 21,292 25 14,218 74-

300 BROADCOM COMMUNICATIONS 07/19/01 09/28/01 4,244 11 10,056 78 5,812 67-

100 APPLIED MICRO CIRCUITS 08/21/01 09/28/01 674 97 1,340 17 665 20-

300 JOHNSON & JOHNSON 09/04/01 10/02/01 16,201 64 16,810 41 608 77-

200 APPLIED MATERIALS INC 03/26/01 10/01/01 5,627 15 9,862 50 4,235 35-

700 APPLIED MATERIALS INC 06/19/01 10/01/01 19,695 03 34,300 00 14,604 97-

2,100 BEAR STEARNS COS INC 08/27/01 10/03/01 108,766 49 115,319 61 6,553 12-

CONFIDENTIAL

Gain/loss period is short
 Disposal method is sale

FEDERAL SCHEDULE D CHRONOLOGICALLY

01/01/2001 TO 12/31/2001

ACCOUNT 0049-03-1/3 (cont)
 THE J N PEM JR TRUST
 TAXPAYER ID 23-6299309

ADMINISTRATOR JULIUS J CIESIELKA
 INV OFFICER STEVE LEHMAN
 TAX OFFICER FRANCIS MEHAFFEY

UNITS SECURITY DATE ACQUIRED DATE DISPOSED PROCEEDS BASIS DISPOSED GAIN/(LOSS)

692	LOCKHEED MARTIN CORP	09/21/01	10/03/01	31,429	73	28,586	52	2,843	21
100	TARGET CORP	10/30/00	10/03/01	3,456	59	2,568	50	888	09
300	TARGET CORP	09/24/01	10/03/01	10,369	75	8,415	00	1,954	75
2,500	TARGET CORP	09/24/01	10/03/01	86,414	61	69,775	00	16,639	61
2,200	SOUTHWEST AIRLINES	06/05/01	10/04/01	35,570	83	41,382	00	5,811	17-
4,300	SOUTHWEST AIRLINES	03/28/01	10/04/01	69,524	80	77,540	61	8,015	81-
700	CITIGROUP INC	07/16/01	10/04/01	30,846	50	35,198	24	4,351	74-
100	AMGEN	03/26/01	08/21/01	5,878	80	5,875	66	3	14
200	PRIZER INC	03/26/01	08/21/01	8,109	72	7,842	40	267	32
479	DIVERSA CORP	07/10/01	08/21/01	6,104	65	953	21	5,151	44
421	DIVERSA CORP	07/10/01	08/21/01	5,365	47	837	79	4,527	68
75	V F CORP	07/27/01	08/22/01	2,554	04	2,790	00	235	96-
564	DIVERSA CORP	07/10/01	08/22/01	7,213	32	1,122	36	6,090	96
196	DIVERSA CORP	07/10/01	08/22/01	2,506	76	390	04	2,116	72
440	DIVERSA CORP	07/10/01	08/22/01	5,627	41	875	60	4,751	81
1,625	COLGATE PALMOLIVE CO	11/17/00	09/04/01	88,980	57	95,800	25	6,819	68-
50	COLGATE PALMOLIVE CO	07/27/01	09/04/01	2,737	86	2,702	50	35	36
3,700	FEDERATED DEPT STORES INC	01/31/01	09/04/01	137,103	36	162,946	52	25,843	16-
75	FEDERATED DEPT STORES INC	07/27/01	09/04/01	2,779	12	2,711	25	67	87
50	SCHLUMBERGER LTD	07/27/01	09/04/01	2,512	24	2,802	50	290	26-
1,000	INTEL CORP	06/29/01	09/04/01	27,531	08	30,408	20	2,877	12-
548	DIVERSA CORP	07/10/01	09/04/01	6,657	98	1,090	52	5,567	46
52	DIVERSA CORP	07/10/01	09/04/01	631	78	103	48	528	30
9,700	NORTEL NETWORKS CORP	05/23/01	09/06/01	52,112	46	147,110	20	94,997	74-
648	DIVERSA CORP	07/10/01	09/06/01	6,904	53	1,289	52	5,615	01
600	DIVERSA CORP	07/10/01	09/06/01	6,393	09	1,194	00	5,199	09
2,050	AES CORP	11/29/00	10/05/01	27,889	10	107,625	00	79,735	90-
125	AES CORP	07/27/01	10/05/01	1,700	56	4,668	51	2,967	95-
400	MICROSOFT CORP	06/28/01	10/10/01	21,299	29	29,410	76	8,111	47-
900	ALLTEL CORP	11/29/00	10/11/01	55,110	65	54,842	22	268	43
1,100	THE PMI GROUP INC	11/22/00	10/11/01	64,198	70	69,959	45	5,760	75-
1,000	NOKIA CORP	01/29/01	10/11/01	18,959	47	36,754	40	17,794	93-

CONFIDENTIAL

FEDERAL SCHEDULE D CHRONOLOGICALLY

01/01/2001 TO 12/31/2001

ADMINISTRATOR JULIUS J CIESIELKA
 INV OFFICER STEVE LEHMAN
 TAX OFFICER FRANCIS MEHAFFEY

ACCOUNT 0049-03-1/3 (cont)
 THE J N FEW JR TRUST
 TAXPAYER ID 23-6299309

UNITS SECURITY DATE ACQUIRED DATE DISPOSED PROCEEDS BASIS DISPOSED GAIN/(LOSS)

UNITS	SECURITY	DATE ACQUIRED	DATE DISPOSED	PROCEEDS	BASIS DISPOSED	GAIN/(LOSS)
780	NOKIA CORP	04/26/01	10/11/01	14,788 38	23,967 45	9,179 07-
1,000	MCGRAW HILL INC	02/13/01	10/11/01	49,438 35	62,154 10	12,715 75-
300	MCGRAW HILL INC	03/12/01	10/11/01	14,831 50	17,568 00	2,736 50-
800	SEI INVESTMENTS CO	08/15/01	10/11/01	28,639 03	35,044 80	6,405 77-
323	SEI INVESTMENTS CO	05/22/01	10/11/01	11,563 01	14,134 19	2,571 18-
900	PRIZER INC	03/26/01	10/11/01	36,666 39	35,290 80	1,375 59-
462	SEI INVESTMENTS CO	04/27/01	10/12/01	14,945 57	17,625 30	2,679 73-
1,566	SEI INVESTMENTS CO	04/30/01	10/12/01	50,659 66	63,151 46	12,491 80-
297	SEI INVESTMENTS CO	05/01/01	10/12/01	9,607 87	11,829 51	2,221 64-
677	SEI INVESTMENTS CO	05/22/01	10/12/01	21,900 76	29,624 91	7,724 15-
400	CAPITAL ONE FINL CORP	07/13/01	10/12/01	17,497 93	26,161 48	8,663 55-
200	CAPITAL ONE FINL CORP	07/13/01	10/12/01	8,748 97	13,080 74	4,331 77-
100	CAPITAL ONE FINL CORP	07/12/01	10/12/01	4,374 48	6,307 72	1,933 24-
2,205	CHARTER ONE FINL INC	07/16/01	10/15/01	56,477 64	66,763 83	10,286 19-
195	CHARTER ONE FINL INC	05/03/01	10/15/01	4,994 62	5,395 50	400 88-
2,700	MORGAN ST DEAN WITTER & CO	02/02/01	10/15/01	135,619 44	242,416 80	106,797 36-
1,036	CHARTER ONE FINL INC	07/20/01	10/15/01	26,904 02	31,431 25	4,527 23-
300	CAPITAL ONE FINL CORP	07/12/01	10/15/01	12,979 15	18,923 16	5,944 01-
1,169	CHARTER ONE FINL INC	07/20/01	10/16/01	30,948 59	35,466 35	4,517 76-
100	PROCTER & GAMBLE CO	01/25/01	10/17/01	7,047 76	7,003 11	44 65
870	ECOLAB INC	06/05/01	10/17/01	30,452 38	35,722 20	5,269 82-
1,254	ECOLAB INC	06/06/01	10/17/01	43,893 46	51,833 46	7,940 04-
635	ECOLAB INC	06/04/01	10/17/01	22,226 73	26,048 59	3,821 86-
1,900	BB&T CORP	01/10/01	10/17/01	62,111 20	69,454 50	7,343 30-
4,355	BB&T CORP	12/07/00	10/17/01	142,365 42	147,748 60	5,383 18-
4,600	TUX COS INC	09/28/01	10/17/01	163,209 45	149,344 52	13,864 93-
2,129	MASCO CORP	08/03/01	10/17/01	45,563 33	55,018 90	9,455 57-
1,971	MASCO CORP	08/02/01	10/17/01	42,181 93	50,790 11	8,608 18-
3,253	SPECIAL COMCAST CORP CLASS A	04/18/01	10/17/01	119,657 94	139,636 00	19,978 06-
47	SPECIAL COMCAST CORP CLASS A	01/04/01	10/17/01	1,728 84	1,985 56	256 72-
2,400	STARWOOD HOTELS & RESORTS WORLDWIDE	09/19/01	10/17/01	56,017 72	46,520 40	9,497 32
4,600	STARWOOD HOTELS & RESORTS WORLDWIDE	09/24/01	10/17/01	107,367 31	86,527 38	20,839 93
100	AOL TIME WARNER	04/17/01	10/17/01	3,204 33	4,493 07	1,288 74-

CONFIDENTIAL

FEDERAL SCHEDULE D CHRONOLOGICALLY

01/01/2001 TO 12/31/2001

ACCOUNT 0049-03-1/3 (cont)
 THE J N FEM JR TRUST
 TAXPAYER ID 23-6299309
 ADMINISTRATOR JULIUS J CIESIELKA
 INV OFFICER STEVE LEHMAN
 TAX OFFICER FRANCIS MEHAFFEY

UNITS	SECURITY	DATE	ACQUIRED DISPOSED	PROCEEDS	BASIS DISPOSED	GAIN/(LOSS)
300	AOL TIME WARNER	03/26/01	10/17/01	9,613 00	12,273 00	2,660 00-
500	AOL TIME WARNER	03/26/01	10/17/01	16,021 66	20,455 00	4,433 34-
1,226	ECOLAB INC	06/01/01	10/18/01	42,629 90	50,044 46	7,414 56-
215	ECOLAB INC	06/04/01	10/18/01	7,475 88	8,819 60	1,343 72-
570	ECOLAB INC	06/06/01	10/18/01	19,819 77	23,560 66	3,740 89-
25	TX COS INC	07/27/01	10/18/01	887 52	827 00	60 52
760	ECOLAB INC	06/05/01	10/19/01	26,227 02	31,205 60	4,978 58-
215	ECOLAB INC	06/06/01	10/19/01	7,419 49	8,886 92	1,467 43-
80	ECOLAB INC	06/04/01	10/19/01	2,760 74	3,281 71	520 97-
945	B&T CORP	12/07/00	10/22/01	30,531 83	32,060 26	1,528 43-
75	B&T CORP	07/27/01	10/23/01	2,437 88	2,763 00	325 12-
1,225	B&T CORP	08/24/01	10/23/01	39,818 64	46,439 26	6,620 62-
975	B&T CORP	12/07/00	10/23/01	31,692 38	33,078 05	1,385 67-
300	AMGEN	03/26/01	10/23/01	17,752 32	17,626 98	125 34-
200	UNITEDHEALTH GROUP INC	07/30/01	10/23/01	13,617 78	13,352 94	264 84
100	VIACOM INC CL A	03/26/01	10/23/01	3,717 11	4,394 77	677 66-
300	ABBOTT LABORATORIES	05/16/01	10/23/01	16,104 27	15,901 02	203 25
100	VIACOM INC CL A	03/26/01	10/23/01	3,717 11	4,394 77	677 66-
600	GENERAL ELECTRIC CO	03/26/01	10/25/01	21,747 71	24,401 58	2,653 87-
800	GENERAL ELECTRIC CO	03/26/01	10/25/01	28,996 95	32,535 44	3,538 49-
200	VIACOM INC CL A	03/26/01	10/24/01	7,253 19	8,789 54	1,536 35-
1,250	PRINCIPAL FINANCIAL GROUP	10/22/01	10/26/01	25,686 64	23,125 00	2,561 64
6,500	STARWOOD HOTELS & RESORTS	09/24/01	10/26/01	149,176 51	122,266 95	26,909 56
800	CITIGROUP INC	03/26/01	10/26/01	38,702 14	35,168 00	3,534 14
1,300	PRINCIPAL FINANCIAL GROUP	10/22/01	10/26/01	27,887 83	24,050 00	3,837 83
200	QUALCOMM CORP	03/26/01	10/26/01	11,088 59	11,962 50	873 91-
900	PRINCIPAL FINANCIAL GROUP	10/22/01	10/26/01	19,306 96	16,650 00	2,656 96
3,709 18	DLJ MERCHANT BANKING III LP	07/30/01	10/26/01	6,276 78	3,709 18	2,567 60
3,125	B&T CORP	12/07/00	10/29/01	102,052 53	106,019 37	3,966 84-
1,250	SEI INVESTMENTS CO	01/24/01	10/29/01	39,932 29	51,062 00	11,129 71-
544	SEI INVESTMENTS CO	08/24/01	10/29/01	17,378 53	23,919 68	6,541 15-
1,331	SEI INVESTMENTS CO	08/27/01	10/29/01	42,519 91	58,337 73	15,817 82-

CONFIDENTIAL

01/01/2001 TO 12/31/2001

ADMINISTRATOR JULIUS J CIESIELKA
 INV OFFICER STEVE LEHMAN
 TAX OFFICER FRANCIS MEHAFFEY

ACCOUNT 0049-03-1/3 (cont)
 THE J N PEM JR TRUST
 TAXPAYER ID 23-6299309

UNITS SECURITY ACQUIRED DATE DISPOSED DATE PROCEEDS BASIS DISPOSED GAIN/(LOSS)

2,100	EMC CORP	03/01/01	10/30/01	25,457	86	83,055	00	57,597	14-
1,925	EMC CORP	08/27/01	10/30/01	23,336	38	33,053	60	9,717	22-
3,025	AGILENT TECHNOLOGIES INC	01/26/01	10/30/01	66,781	00	165,478	09	98,697	09-
175	AGILENT TECHNOLOGIES INC	07/27/01	10/30/01	3,863	36	5,260	34	1,396	98-
875	MILLIPORE CORP	12/11/00	10/30/01	44,658	86	48,166	83	3,507	97-
75	MILLIPORE CORP	07/27/01	10/30/01	3,827	90	4,900	96	1,073	06-
5,025	MOTOROLA INC	07/27/01	10/30/01	80,634	48	96,522	21	15,887	73-
2,275	MOTOROLA INC	08/24/01	10/30/01	36,506	16	42,997	50	6,491	34-
5,775	WORLDCOM INC-WORLDCOM GROUP	07/27/01	10/30/01	76,465	37	84,917	33	8,451	96-
75	WORLDCOM INC-WORLDCOM GROUP	07/27/01	10/30/01	993	06	1,130	25	137	19-
1,065	ECOLAB INC	06/01/01	10/30/01	37,638	72	43,472	56	5,833	84-
660	ECOLAB INC	06/04/01	10/30/01	23,325	40	27,074	13	3,748	73-
125	ECOLAB INC	07/27/01	10/30/01	4,417	69	4,956	10	538	41-
950	WALT DISNEY CO	07/19/01	10/30/01	17,431	91	26,210	50	8,778	59-
200	WALT DISNEY CO	07/27/01	10/30/01	3,669	88	5,458	46	1,788	58-
400	BOEING CO	10/26/01	10/31/01	13,096	68	14,952	44	1,855	76-
300	BOEING CO	10/26/01	10/31/01	9,822	51	11,214	33	1,391	82-
5,895	CHARTER ONE FINL INC	05/03/01	11/02/01	160,399	35	163,110	16	2,710	81-
175	WASTE MANAGEMENT	07/27/01	11/06/01	4,486	83	5,430	04	943	21-
4,100	WASTE MANAGEMENT	12/20/00	11/06/01	105,120	08	101,427	03	3,693	05-
815	ASTORIA FINANCIAL CORP	05/09/01	11/06/01	41,634	10	47,147	75	5,513	65-
415	ASTORIA FINANCIAL CORP	05/10/01	11/06/01	21,200	19	24,125	61	2,925	42-
1,270	ASTORIA FINANCIAL CORP	05/11/01	11/06/01	64,877	69	73,380	09	8,502	40-
8,700	MOTOROLA INC	07/27/01	11/06/01	150,979	96	167,113	08	16,133	12-
1,100	ENRON CORP	03/21/01	11/07/01	8,513	71	61,484	17	52,970	46-
150	ENRON CORP	07/27/01	11/07/01	1,160	96	6,909	90	5,748	94-
100	VIACOM INC CL A	03/26/01	11/07/01	3,941	81	4,394	77	452	96-
300	A T & T WIRELESS GROUP	07/27/01	11/08/01	4,605	50	5,417	40	811	90-
600	A T & T WIRELESS GROUP	07/26/01	11/08/01	9,211	01	10,661	58	1,450	57-
1,200	A T & T WIRELESS GROUP	07/26/01	11/08/01	18,422	02	21,323	16	2,901	14-
400	A T & T WIRELESS GROUP	08/21/01	11/08/01	6,140	68	6,593	04	452	36-
500	A T & T WIRELESS GROUP	08/21/01	11/08/01	7,675	84	8,241	30	565	46-
100	TENET HEALTH CARE	10/02/01	11/08/01	5,494	95	5,957	20	462	25-
200	TENET HEALTH CARE	10/02/01	11/08/01	10,989	91	11,914	40	924	49-

CONFIDENTIAL

01/01/2001 TO 12/31/2001

ACCOUNT 0049-03-1/3 (cont)
 THE J N PEM JR TRUST
 TAXPAYER ID 23-6299309

ADMINISTRATOR JULIUS J CIESIELKA
 INV OFFICER STEVE LEHMAN
 TAX OFFICER FRANCIS MEHAFFEY

UNITS	SECURITY	DATE ACQUIRED	DATE DISPOSED	PROCEEDS	BASIS DISPOSED	GAIN/(LOSS)
200	UNITEHEALTH GROUP INC	07/30/01 11/08/01	12,983 30	13,352 94	369 64-	
400	VIACOM INC CL A	03/26/01 11/08/01	16,020 06	17,579 08	1,559 02-	
41,853	HICKS MUSE TATE & FURST	02/02/01 11/08/01	41,853 00	41,853 00	0 00	
119,543	HICKS MUSE TATE & FURST	12/19/00 11/08/01	119,543 00	119,543 00	0 00	
1,400	TEXAS INSTRUMENTS INC	01/11/01 11/09/01	43,404 15	67,808 30	24,404 15-	
100	VIACOM INC CL A	03/26/01 11/09/01	3,991 39	4,394 77	403 38-	
200	A T & T WIRELESS GROUP	08/21/01 11/09/01	3,007 87	3,296 52	288 65-	
300	A T & T WIRELESS GROUP	08/22/01 11/09/01	4,511 82	4,809 39	297 57-	
500	A T & T WIRELESS GROUP	09/10/01 11/09/01	7,519 69	6,938 75	580 94	
300	A T & T WIRELESS GROUP	09/10/01 11/12/01	4,544 93	4,163 25	381 68	
200	A T & T WIRELESS GROUP	09/10/01 11/12/01	3,029 95	2,775 50	254 45	
100	A T & T WIRELESS GROUP	09/10/01 11/12/01	1,514 98	1,387 75	127 23	
200	VIACOM INC CL A	03/26/01 11/12/01	7,856 97	8,789 54	932 57-	
200	ABBOTT LABORATORIES	05/16/01 11/13/01	10,603 42	10,600 68	2 74	
988	TRANSOCEAN SEDCO FOREX INC	02/06/01 11/15/01	25,096 14	48,440 26	23,344 12-	
2,287	TRANSOCEAN SEDCO FOREX INC	02/07/01 11/15/01	58,091 97	111,966 49	53,874 52-	
75	TRANSOCEAN SEDCO FOREX INC	07/27/01 11/15/01	1,905 07	2,758 96	853 89-	
2,700	TRANSOCEAN SEDCO FOREX INC	02/07/01 11/15/01	68,582 57	132,186 06	63,603 49-	
2,700	TRANSOCEAN SEDCO FOREX INC	07/20/01 11/15/01	68,582 56	96,114 60	27,532 04-	
900	BEAR STEARNS COS INC	08/27/01 11/15/01	54,377 62	49,422 69	4,954 93	
1,230	BEAR STEARNS COS INC	09/07/01 11/15/01	74,316 09	61,301 72	13,014 37	
1,970	BEAR STEARNS COS INC	09/07/01 11/16/01	117,093 09	98,182 44	18,910 65	
1,600	BEAR STEARNS COS INC	09/17/01 11/16/01	95,100 98	77,308 16	17,792 82	
10,025	WORLDSCOM INC-WORLDCOM GROUP	07/27/01 11/16/01	144,856 41	147,410 61	2,554 20-	
100	SCHLUMBERGER LTD	10/17/01 11/16/01	4,459 69	4,851 00	391 31-	
300	IDEC PHARMACEUTICALS CORP	09/17/01 11/21/01	19,994 30	16,689 72	3,304 58	

CONFIDENTIAL

01/01/2001 TO 12/31/2001

ADMINISTRATOR JULIUS J CIESIELKA
 INV OFFICER STEVE LEHMAN
 TAX OFFICER FRANCIS MEHAFFEY

ACCOUNT 0049-03-1/3 (cont)
 THE J N PEW JR TRUST
 TAXPAYER ID 23-6299309

UNITS	SECURITY	DATE ACQUIRED	DATE DISPOSED	PROCEEDS	BASIS DISPOSED	GAIN/(LOSS)
200	IDEC PHARMACEUTICALS CORP	09/17/01	11/21/01	13,329 53	10,982 86	2,346 67
500	DELL COMPUTER	03/26/01	11/23/01	13,019 21	13,625 00	605 79-
350	AMERICAN EXPRESS CO	12/22/00	11/26/01	12,053 91	18,721 08	6,667 17-
75	AMERICAN INTERNATIONAL GROUP INC	07/27/01	11/26/01	6,059 05	6,132 75	73 70-
325	ANADARKO PETROLEUM CORP	02/06/01	11/26/01	16,983 41	20,545 82	3,562 41-
650	ARLT CORP	09/26/01	11/26/01	11,048 14	11,771 50	723 36-
350	BANK OF AMERICA CORP	08/24/01	11/26/01	22,588 84	22,225 00	363 84
75	BANKNORTH GROUP INC	08/24/01	11/26/01	5,953 55	6,314 36	360 81-
75	BEAR STEARNS COS INC	07/27/01	11/26/01	4,626 97	4,455 25	171 72
350	BEAR STEARNS COS INC	07/23/01	11/26/01	21,592 53	20,380 18	1,212 35
300	BECTON DICKINSON & CO	04/25/01	11/26/01	9,611 44	9,518 01	93 43
250	BRISTOL MYERS SQUIBB CO	02/26/01	11/26/01	13,738 99	14,919 50	1,180 51-
1,600	CENDANT CORP	10/26/01	11/26/01	25,732 90	22,378 72	3,354 18
100	CHEVRONTXACO CORPORATION	10/12/01	11/26/01	8,462 05	9,186 94	724 89-
150	CIGNA CORP	01/10/01	11/26/01	13,311 99	18,453 78	5,141 79-
425	COMCAST CORP CLASS A SPECIAL	04/18/01	11/26/01	16,667 94	18,243 25	1,575 31-
50	COMPUTER ASSOC INTERNATIONAL INC	07/27/01	11/26/01	1,527 93	1,747 00	219 07-
475	COMPUTER ASSOC INTERNATIONAL INC	05/24/01	11/26/01	14,515 32	15,099 06	583 74-
525	DARDEN RESTAURANTS INC	08/10/01	11/26/01	15,847 12	14,994 00	853 12
275	E I DU PONT DE NEMOURS & CO	06/01/01	11/26/01	12,286 73	12,736 57	449 84-
50	EL PASO CORPORATION	07/27/01	11/26/01	2,395 90	2,586 00	190 10-
275	ENTERGY CORP NEW	10/30/01	11/26/01	10,127 83	10,735 51	607 68-
525	FORD MOTOR COMPANY	05/23/01	11/26/01	9,625 39	13,508 25	3,882 86-
275	HOME DEPOT INC	01/31/01	11/26/01	12,462 80	13,037 04	574 24-
50	INTERNATIONAL BUSINESS MACHINES CORP	11/06/01	11/26/01	5,770 31	5,490 18	280 13
900	KROGER CO	09/04/01	11/26/01	22,248 61	24,738 30	2,489 69-
425	LEXMARK INTL GROUP INC	06/19/01	11/26/01	21,505 22	24,731 47	3,226 25-
850	MASCO CORP	09/04/01	11/26/01	17,754 89	22,091 84	4,336 95-
75	MCGRAW HILL INC	07/27/01	11/26/01	4,245 45	4,767 00	521 55-
150	MICRON TECHNOLOGY INC	05/09/01	11/26/01	4,145 86	6,207 24	2,061 38-
325	MONSANTO CO	04/19/01	11/26/01	10,339 46	11,259 17	919 71-

CONFIDENTIAL

FEDERAL SCHEDULE D CHRONOLOGICALLY

01/01/2001 TO 12/31/2001

ACCOUNT 0049-03-1/3 (cont)
 TAXPAYER ID 23-6299309
 THE J N FEM JR TRUST
 ADMINISTRATOR JULIUS J CIESIELKA
 INV OFFICER STEVE LEHMAN
 TAX OFFICER FRANCIS MEHARFEY

UNITS	SECURITY	DATE ACQUIRED	DATE DISPOSED	PROCEEDS	BASIS DISPOSED	GAIN/(LOSS)
200	MORGAN ST DEAN WITTER & CO	02/02/01	11/26/01	11,817 92	17,956 80	6,138 88-
325	NATIONAL CITY CORP	01/10/01	11/26/01	9,173 40	9,218 63	45 23-
225	NATIONWIDE FINANCIAL SERV	01/10/01	11/26/01	8,474 54	9,470 79	996 25-
225	PEPSI BOTTLING GROUP INC -A	10/29/01	11/26/01	10,135 98	10,588 50	452 52-
150	PHARMACIA CORPORATION	12/08/00	11/26/01	6,950 77	8,992 92	1,942 15-
375	PHILIP MORRIS COS INC	03/09/01	11/26/01	17,334 28	19,506 41	2,172 13-
50	PHILIP MORRIS COS INC	10/29/01	11/26/01	2,311 24	2,509 85	198 61-
50	THE PMI GROUP INC	07/27/01	11/26/01	3,146 90	3,415 65	268 75-
50	THE PMI GROUP INC	03/16/01	11/26/01	3,146 89	2,843 66	303 23
300	PROCTER & GAMBLE CO	10/30/01	11/26/01	23,234 64	22,180 29	1,054 35
525	SPRINT CORP	10/30/01	11/26/01	11,400 68	10,662 54	738 14
175	TARGET CORP	07/27/01	11/26/01	6,622 37	6,485 50	136 82
200	TARGET CORP	01/10/01	11/26/01	7,568 32	6,882 90	685 47
325	TYCO INTERNATIONAL LTD	09/28/01	11/26/01	19,094 54	14,886 11	4,208 43
100	VERIZON COMMUNICATIONS	07/27/01	11/26/01	4,860 29	5,610 00	749 71-
325	WACHOVIA CORPORATION	08/24/01	11/26/01	10,006 22	11,557 00	1,550 78-
125	WELLPOINT HEALTH NETWORKS	10/23/01	11/26/01	14,793 55	13,188 50	1,605 05
450	WISCONSIN ENERGY CORP	10/05/01	11/26/01	10,063 15	10,578 92	515 77-
125	AMERICAN EXPRESS CO	12/22/00	11/26/01	4,304 35	6,686 10	2,381 75-
100	ANADARKO PETROLEUM CORP	02/06/01	11/26/01	5,231 18	6,321 79	1,090 61-
225	ARFT CORP	09/26/01	11/26/01	3,802 37	4,074 75	272 38-
125	BANK OF AMERICA CORP	08/24/01	11/26/01	8,063 50	7,937 50	126 25
75	BANKNORTH GROUP INC	08/24/01	11/26/01	1,627 44	1,722 10	94 66-
150	BEAR STEARNS COS INC	07/23/01	11/26/01	9,230 69	8,734 37	496 32
100	BECTON DICKINSON & CO	04/25/01	11/26/01	3,196 89	3,172 67	24 22
550	CENDANT CORP	10/26/01	11/26/01	8,838 20	7,692 69	1,145 51
50	CHEVRONTXACO CORPORATION	10/12/01	11/26/01	4,249 86	4,593 47	343 61-
50	CIGNA CORP	01/10/01	11/26/01	4,438 85	6,151 26	1,712 41-
150	COMCAST CORP CLASS A SPECIAL	04/18/01	11/26/01	5,879 80	6,438 79	558 99-
175	COMPUTER ASSOC INTERNATIONAL INC	05/24/01	11/26/01	5,335 57	5,562 81	227 24-
200	DARDEEN RESTAURANTS INC	08/10/01	11/26/01	6,107 53	5,712 00	395 53
100	E I DU PONT DE NEMOURS & CO	06/01/01	11/26/01	4,468 85	4,631 48	162 63-
75	ENERGY CORP NEW	10/30/01	11/26/01	2,761 41	2,927 87	166 46-
175	FORD MOTOR COMPANY	05/23/01	11/26/01	3,204 88	4,502 75	1,297 87-
100	HOME DEPOT INC	01/31/01	11/26/01	4,527 85	4,740 74	212 89-
100	INTERNATIONAL BUSINESS MACHINES CORP	11/06/01	11/26/01	11,533 61	10,980 36	553 25

CONFIDENTIAL

01/01/2001 TO 12/31/2001

ACCOUNT 0049-03-1/3 (cont)
 THE J N PEW JR TRUST
 TAXPAYER ID 23-6299309

ADMINISTRATOR JULIUS J CIESIELKA
 INV OFFICER STEVE LEHMAN
 TAX OFFICER FRANCIS MEHAFFEY

UNITS	SECURITY	DATE ACQUIRED	DATE DISPOSED	PROCEEDS	BASIS DISPOSED	GAIN/(LOSS)
-------	----------	------------------	------------------	----------	----------------	-------------

325	KROGER CO	09/04/01	11/26/01	7,995 15	8,933 27	938 12-
150	LEXMARK INTL GROUP INC	06/19/01	11/26/01	7,580 75	8,728 76	1,148 01-
300	MASCO CORP	09/04/01	11/26/01	6,260 64	7,797 12	1,536 48-
50	MICRON TECHNOLOGY INC	05/09/01	11/26/01	1,389 95	2,069 08	679 13-
100	MONSANTO CO	04/19/01	11/26/01	3,189 65	3,464 36	274 71-
75	MORGAN ST DEAN WITTER & CO	02/02/01	11/26/01	4,416 60	6,733 80	2,317 20-
125	NATIONAL CITY CORP	01/10/01	11/26/01	3,531 37	3,545 62	14 25-
100	NATIONWIDE FINANCIAL SERV -A	01/10/01	11/26/01	3,756 22	4,209 24	453 02-
100	PEPSI BOTTLING GROUP INC	10/29/01	11/26/01	4,519 05	4,706 00	186 95-
50	PHARMACIA CORPORATION	12/08/00	11/26/01	2,321 92	2,964 30	642 38-
150	PHILIP MORRIS COS INC	10/29/01	11/26/01	6,938 77	7,529 54	590 77-
50	THE PMI GROUP INC	03/16/01	11/26/01	3,152 82	2,843 65	309 17-
100	PROCTER & GAMBLE CO	10/30/01	11/26/01	7,755 74	7,393 43	362 31
175	SPRINT CORP	10/30/01	11/26/01	3,804 37	3,554 18	250 19
150	TARGET CORP	01/10/01	11/26/01	5,162 18	5,162 18	514 15
125	TYCO INTERNATIONAL LTD	09/28/01	11/26/01	7,344 73	5,725 43	1,619 32
100	WACHOVIA CORPORATION	08/24/01	11/26/01	3,073 90	3,556 00	482 10-
25	WELLPOINT HEALTH NETWORKS	10/23/01	11/26/01	2,962 40	2,637 70	324 70
175	WISCONSIN ENERGY CORP	10/05/01	11/26/01	3,913 25	4,114 02	200 77-
900	HOME DEPOT INC	03/26/01	11/27/01	39,758 78	37,137 96	2,620 82
400	KLA-TENCOR CORPORATION	09/10/01	11/29/01	20,272 68	17,681 84	2,590 84
100	L-3 COMMUNICATIONS HLDGS INC	09/17/01	11/29/01	8,290 56	8,683 74	393 18-
100	L-3 COMMUNICATIONS HLDGS INC	09/28/01	11/29/01	8,290 56	8,804 59	514 03-
200	L-3 COMMUNICATIONS HLDGS INC	09/21/01	11/29/01	16,581 13	17,358 16	777 03-
100	L-3 COMMUNICATIONS HLDGS INC	09/18/01	11/30/01	8,317 53	8,189 52	128 01
100	L-3 COMMUNICATIONS HLDGS INC	09/21/01	11/30/01	8,317 53	8,679 08	361 55-
1,434	FORD MOTOR COMPANY	05/23/01	12/04/01	25,134 31	36,896 82	11,762 51-
150	FORD MOTOR COMPANY	07/27/01	12/04/01	2,629 11	3,836 30	1,207 19-
1,329	FORD MOTOR COMPANY	05/24/01	12/04/01	23,293 93	33,642 70	10,348 77-
2,439	FORD MOTOR COMPANY	05/23/01	12/04/01	42,749 36	62,755 47	20,006 11-

CONFIDENTIAL

FEDERAL SCHEDULE D CHRONOLOGICALLY

01/01/2001 TO 12/31/2001

ADMINISTRATOR JULIUS J CIESIELKA
 INV OFFICER STEVE LEHMAN
 TAX OFFICER FRANCIS MEHAFFEY

ACCOUNT 0049-03-1/3 (cont)
 THE J N PEM JR TRUST
 TAXPAYER ID 23-6299309

UNITS	SECURITY	DATE	ACQUIRED DISPOSED	PROCEEDS	BASIS DISPOSED	GAIN/(LOSS)
4,561	FORD MOTOR COMPANY	05/24/01	12/04/01	79,942 53	115,458 52	35,515 99
247	FORD MOTOR COMPANY	10/29/01	12/04/01	4,329 27	4,066 11	263 16
2,662	FORD MOTOR COMPANY	05/24/01	12/05/01	45,743 34	67,386 67	21,643 33
6,624	FORD MOTOR COMPANY	10/29/01	12/05/01	113,825 65	109,044 29	4,781 36
440	RENAISSANCE HOLDINGS LTD	12/28/00	12/05/01	42,760 24	32,806 40	9,953 84
800	AOL TIME WARNER	03/26/01	12/05/01	27,733 31	32,728 00	4,994 69
400	AOL TIME WARNER	03/26/01	12/05/01	13,866 65	16,364 00	2,497 35
1,850	LEXMARK INTL GROUP INC	06/19/01	12/06/01	104,088 80	107,654 64	3,565 84
70	LEXMARK INTL GROUP INC	09/04/01	12/06/01	3,938 50	3,378 04	560 46
2,200	LEXMARK INTL GROUP INC	06/20/01	12/06/01	123,781 29	129,187 74	5,406 45
430	LEXMARK INTL GROUP INC	08/24/01	12/06/01	24,193 61	20,892 67	3,300 94
300	FED NAT'L MTG ASSN	09/19/01	12/06/01	22,687 76	24,167 88	1,480 12
500	LEXMARK INTL GROUP INC	07/26/01	12/07/01	26,863 20	23,449 10	3,414 10
2,105	LEXMARK INTL GROUP INC	09/04/01	12/07/01	113,094 09	101,582 46	11,511 63
600	LEXMARK INTL GROUP INC	07/27/01	12/07/01	32,235 84	28,828 98	3,406 86
2,970	LEXMARK INTL GROUP INC	08/24/01	12/07/01	159,567 43	144,305 17	15,262 26
2,200	EL PASO CORPORATION	03/30/01	12/12/01	84,548 24	142,990 32	58,442 08
100,000	U S TREASURY NOTES DTD 8/16/1999 6 125% AMGEN 8/15/2029	09/07/01	12/13/01	105,359 37	109,484 38	4,125 01
200	AMGEN	03/26/01	12/13/01	12,093 59	11,751 32	342 27
300	PRUDENTIAL FINANCIAL INC	12/12/01	12/13/01	8,809 20	8,250 00	559 20
5,588	APOLLO REAL ESTATE ADVISORS II L P	12/20/00	12/14/01	9,100 98	5,588 00	3,512 98
800	MONSANTO CO	04/20/01	12/14/01	27,815 07	28,603 92	788 85
800	MONSANTO CO	08/24/01	12/14/01	27,815 07	28,040 00	224 93
300	AMGEN	03/26/01	12/14/01	16,994 34	17,626 98	632 64

CONFIDENTIAL

Gain/loss period is short disposal method sale

FEDERAL SCHEDULE D CHRONOLOGICALLY

01/01/2001 TO 12/31/2001

ADMINISTRATOR JULIUS J CIESIELKA
 INV OFFICER STEVE LEHMAN
 TAX OFFICER FRANCIS MEHAFFREY

ACCOUNT 0049-03-1/3 (cont)
 THE J N PEW JR TRUST
 TAXPAYER ID 23-6299309

UNITS	SECURITY	ACQUIRED DATE	DISPOSED DATE	PROCEEDS	BASIS DISPOSED	GAIN/(LOSS)
1,600	ST PAUL COS INC	01/10/01 12/18/01	01/10/01 12/18/01	70,872 51	76,418 24	5,545 73-
150	ST PAUL COS INC	07/27/01 12/18/01	07/27/01 12/18/01	6,644 30	6,631 50	12 80
575	ST PAUL COS INC	10/29/01 12/18/01	10/29/01 12/18/01	25,469 81	28,347 50	2,877 69-
1,800	ST PAUL COS INC	06/08/01 12/18/01	06/08/01 12/18/01	79,731 57	89,605 26	9,873 69-
1,300	ST PAUL COS INC	06/27/01 12/18/01	06/27/01 12/18/01	57,583 92	68,312 53	10,728 61-
1,300	ST PAUL COS INC	07/18/01 12/18/01	07/18/01 12/18/01	57,583 92	57,668 00	84 08-
50	COCA COLA CO	07/27/01 12/18/01	07/27/01 12/18/01	2,297 44	2,232 50	64 94
100	WORLDWIDE INC-WORLDCOM GROUP	09/25/01 12/18/01	09/25/01 12/18/01	1,502 01	1,449 51	52 50
300	FLEXTRONICS INTERNATIONAL LTD	11/28/01 12/18/01	11/28/01 12/18/01	7,813 23	7,830 93	17 70-
400	FLEXTRONICS INTERNATIONAL LTD	11/28/01 12/18/01	11/28/01 12/18/01	10,290 98	10,441 24	150 26-
900	FLEXTRONICS INTERNATIONAL LTD	11/28/01 12/18/01	11/28/01 12/18/01	23,154 69	23,492 79	338 10-
1,900	WORLDWIDE INC-WORLDCOM GROUP	09/25/01 12/18/01	09/25/01 12/18/01	28,450 02	27,540 69	909 33
200	PRUDENTIAL FINANCIAL INC	12/12/01 12/18/01	12/12/01 12/18/01	5,887 88	5,500 00	387 88
500	AMGEN	03/26/01 12/18/01	03/26/01 12/18/01	28,884 68	29,378 30	493 62-
240,000	US TREASURY N/B DTD 2/15/2011	08/29/01 12/20/01	08/29/01 12/20/01	238,087 50	242,118 75	4,031 25-
200	SYMANTEC CORP	11/29/01 12/20/01	11/29/01 12/20/01	12,950 86	13,099 08	148 22-
2,046	DOUGHTY HANSON & CO EUROPEAN REAL EST	07/02/01 12/21/01	07/02/01 12/21/01	2,046 00	2,046 00	0 00
100	SYMANTEC CORP	11/29/01 12/21/01	11/29/01 12/21/01	6,520 70	6,549 54	28 84-
100	SYMANTEC CORP	10/18/01 12/21/01	10/18/01 12/21/01	6,520 70	5,308 44	1,212 26
400	AMGEN	03/26/01 12/19/01	03/26/01 12/19/01	23,193 06	23,502 64	309 58-
400	TEXAS INSTRUMENTS INC	08/01/01 12/19/01	08/01/01 12/19/01	11,278 54	14,710 48	3,431 94-
300	TEXAS INSTRUMENTS INC	08/01/01 12/19/01	08/01/01 12/19/01	8,458 90	11,032 86	2,573 96-
56,204 064	VANGUARD INSTITUTIONAL TOTAL STK MARKET	02/26/01 12/24/01	02/26/01 12/24/01	1,300,000 00	1,462,002 75	162,002 75-

CONFIDENTIAL

01/01/2001 TO 12/31/2001

ACCOUNT 0049-03-1/3 (cont)
 THE J N PEM JR TRUST
 TAXPAYER ID 23-6299309

UNITS	SECURITY	DATE ACQUIRED	DATE DISPOSED	PROCEEDS	BASIS DISPOSED	GAIN/(LOSS)
-------	----------	---------------	---------------	----------	----------------	-------------

100	ABBOTT LABORATORIES	05/16/01	11/01/01	5,333 82	5,300 34	33 48
100	MCKESSON HBOC INC	08/14/01	11/01/01	3,595 95	4,007 45	411 50
301	JUNIPER NETWORKS INC	09/21/01	11/01/01	6,651 43	3,321 54	3,329 89
Total for disposal method sale						6,781,510 59-
Disposal method is short						-----

7	S & P 500 FUTURE INDEX	11/29/00	02/16/01	2,283,608 74	2,384,375 00	100,766 26-
1	S & P 500 FUTURE INDEX	11/30/00	02/16/01	326,229 82	336,000 00	9,770 18-
2	S & P 500 FUTURE INDEX	11/30/00	02/16/01	652,459 64	670,725 00	18,265 36-
5	S & P 500 FUTURE INDEX	11/30/00	02/20/01	1,637,399 10	1,676,812 50	39,413 40-
8	S & P 500 FUTURE INDEX	11/30/00	02/21/01	2,551,838 56	2,682,900 00	131,061 44-
1	S & P 500 FUTURE INDEX	11/30/00	02/26/01	314,037 20	335,362 50	21,325 30-
10	S & P 500 FUTURE INDEX	01/05/01	02/26/01	3,140,371 95	3,300,711 50	160,339 55-
36	CALTEL ON SPXL 4/20/01 @	03/19/01	03/22/01	61,220 27	189,559 44	128,339 17-
2	CALTEL ON SPXL 4/20/01 @	03/19/01	03/22/01	7,391 75	10,531 08	3,139 33-
4	CALTEL ON SPXL 4/20/01 @	03/20/01	03/22/01	14,783 51	20,416 00	5,632 49-
9	CALTEL ON SPXL 4/20/01 @	04/09/01	04/09/01	20,735 31	21,186 00	450 69-
10	S & P 500 FUTURE INDEX	02/16/01	04/09/01	2,862,408 20	3,298,500 00	436,091 80-
5	S & P 500 FUTURE INDEX	02/20/01	04/09/01	1,431,204 10	1,655,250 00	224,045 90-
1	S & P 500 FUTURE INDEX	02/21/01	04/09/01	286,240 82	322,468 13	36,227 31-

CONFIDENTIAL

01/01/2001 TO 12/31/2001

ACCOUNT 0049-03-1/3 (cont)
 THE J N PEW Jr TRUST
 TAXPAYER ID 23-6299309

ADMINISTRATOR JULIUS J CIESIELKA
 INV OFFICER STEVE LEHMAN
 TAX OFFICER FRANCIS MEHAFFEY

UNITS	SECURITY	DATE ACQUIRED	DATE DISPOSED	PROCEEDS	BASIS DISPOSED	GAIN/(LOSS)
6	S & P 500 FUTURE INDEX JUN01	02/21/01	04/09/01	1,717,444 92	1,934,808 75	217,363 83-
1	S & P 500 FUTURE INDEX	03/20/01	05/08/01	316,244 47	288,250 00	27,994 47
4	S & P 500 FUTURE INDEX JUN01	03/21/01	05/08/01	1,264,977 88	1,141,727 20	123,250 68
7	S & P 500 FUTURE INDEX JUN01	03/22/01	05/08/01	2,213,711 28	1,943,634 35	270,076 93
1	S & P 500 FUTURE INDEX	02/21/01	05/08/01	316,244 47	322,468 12	6,223 65-

Total for disposal method close						1,117,133 58-
Total for gain/loss period short						7,791,555 89-

Gain/loss period is short disposal method close						

0	GNMA #1095 DTD 9/1/1972	05/20/87	01/15/01	952 88	824 24	128 64
0	FHLMC GOLD #C00109 DTD 6 5% 7/15/2002	03/30/92	01/15/01	813 87	806 34	7 53
0	FHLMC GOLD #B70037 DTD 12/1/1991 9 5% 6/1/2020	04/16/93	01/15/01	76 87	83 47	6 60-
0	GNMA #389210 DTD 3/1/1994 12/1/1993 6 5% 12/15/2023	05/21/98	01/15/01	79 34	81 72	2 38-
0	7 5% 3/15/2024	03/14/94	01/15/01	249 80	263 31	13 51-
0	12/1/1991 8 5% 12/15/2021	05/21/98	01/15/01	86 41	91 92	5 51-
0	GNMA #385941 DTD 10/1/1994 8 5% 10/15/2024	12/18/96	01/15/01	309 13	315 51	6 38-
0	GNMA #366782 DTD 5/1/1994 7% 5/15/2024	01/24/95	01/15/01	3,297 22	2,954 11	343 11
0	GNMA #301041 DTD 2/1/1991 7 9% 2/15/2021	05/21/98	01/15/01	83 27	86 89	3 62-
0	FHLMC GOLD #D65025 DTD 10/1/1995 9% 5/1/2025	07/10/96	01/15/01	114 37	119 37	5 00-

CONFIDENTIAL

FEDERAL SCHEDULE D CHRONOLOGICALLY

01/01/2001 TO 12/31/2001

ADMINISTRATOR JULIUS J CIESIELKA
 INV OFFICER STEVE LEHMAN
 TAX OFFICER FRANCIS MEHAFFEY

ACCOUNT 0049-03-1/3 (cont)
 THE J N PEW JR TRUST
 TAXPAYER ID 23-6299309

UNITS	SECURITY	DATE ACQUIRED	DATE DISPOSED	PROCEEDS	BASIS DISPOSED	GAIN/(LOSS)
0	FHLMC GOLD #A01668 DTD	12/05/96	01/15/01	1,072 16	1,117 22	45 06-
0	FHLMC GOLD #G00802 DTD	11/03/97	01/15/01	8,737 34	8,589 90	147 44
0	FHLMC GOLD #G00803 DTD	11/03/97	01/15/01	3,616 75	3,709 43	92 68-
0	FHLMC GOLD #G00804 DTD	11/03/97	01/15/01	4,016 39	4,207 17	190 78-
0	FHLMC GOLD #G00805 DTD	11/03/97	01/15/01	442 50	469 81	27 31-
0	FHLMC #555359 DTD	11/03/97	01/15/01	183 28	183 05	0 23
0	FHLMC GOLD #D78101 DTD	01/12/99	01/15/01	110 01	115 38	5 37-
0	FHLMC #50207 DTD	10/13/89	01/25/01	156 67	161 76	5 09-
0	FHLMC #166121 DTD	07/25/94	01/25/01	3,939 85	4,057 43	117 58-
0	FHLMC #288864 DTD	06/22/94	01/25/01	6 28	06 25	0 03
0	FHLMC #22355 DTD	04/25/95	01/25/01	560 73	553 80	6 93
0	FHLMC #316218 DTD	06/21/95	01/25/01	129 88	126 59	3 29
0	FHLMC #44097 DTD	12/05/96	01/25/01	3,246 63	3,256 27	9 64-
0	FHLMC #363680 DTD	08/21/96	01/25/01	3,602 66	3,635 31	32 65-
0	FHLMC #1405 DTD	12/05/96	01/25/01	1,174 05	1,171 49	2 56
0	FHLMC #368076 DTD	12/09/96	01/25/01	89 71	91 39	1 68-
0	FHLMC #365834 DTD	12/05/96	01/25/01	2,127 45	2,144 57	17 12-
0	FHLMC #395680 DTD	07/23/97	01/25/01	8,357 59	8,485 57	127 98-
0	FHLMC #395680 DTD	05/21/98	01/25/01	1,337 22	1,373 99	36 77-
0	FHLMC #313799 DTD	10/17/97	01/25/01	463 86	495 20	31 34-

CONFIDENTIAL

Gain/Loss period is long
 Disposal method is redemption

01/01/2001 TO 12/31/2001

ACCOUNT 0049-03-1/3 (cont)
 THE J N PEW JR TRUST
 TAXPAYER ID 23-6299309

UNITS	SECURITY	DATE ACQUIRED	DATE DISPOSED	PROCEEDS	BASIS DISPOSED	GAIN/(LOSS)
-------	----------	------------------	------------------	----------	----------------	-------------

0	FNMA #313800 DTD 10/1/1997 8 5% 8/1/2019	10/17/97 01/25/01	10/17/97 01/25/01	2,375 30	2,518 84	143 54-
0	FNMA #313801 DTD 10/1/1997 8 5% 1/1/2012	10/17/97 01/25/01	10/17/97 01/25/01	1,083 51	1,138 15	54 64-
0	FNMA #313807 DTD 10/1/1997 7 5% 2/1/2023	10/17/97 01/25/01	10/17/97 01/25/01	2,806 99	2,895 04	88 05-
0	FNMA #313811 DTD 10/1/1997 7% 3/1/2012	10/17/97 01/25/01	10/17/97 01/25/01	960 91	971 91	11 00-
0	FNMA #313814 DTD 10/1/1997 6 5% 6/1/2021	10/17/97 01/25/01	10/17/97 01/25/01	416 80	414 80	2 00
0	FNMA #313815 DTD 10/1/1997 6 5% 1/1/2011	10/17/97 01/25/01	10/17/97 01/25/01	284 34	284 25	0 09
0	FNMA #493525 DTD 4/1/1999 10/1/1997 6 5% 1/1/2011	05/07/99 01/25/01	05/07/99 01/25/01	245 27	243 01	2 26
0	FNMA #492322 DTD 4/1/1999 6 5% 4/1/2029	05/07/99 01/25/01	05/07/99 01/25/01	3,191 13	3,161 71	29 42
0	FNMA #515300 DTD 9/1/1999 6 5% 4/1/2029	10/07/99 01/25/01	10/07/99 01/25/01	128 57	128 37	0 20
0	FNMA STRIPS SER F-1 #8196 DTD 10/1/1986 6 5%	10/13/88 01/25/01	10/13/88 01/25/01	178 92	162 02	16 90
0	COUNTYWIDE 6 5 6/25/13 5/1/2009	02/25/98 01/25/01	02/25/98 01/25/01	9,588 10	9,525 18	62 92
0	BEAR STEARNS 95-1 1A DTD 4/1/1995 6 47% 5/25/2010	04/06/95 01/25/01	04/06/95 01/25/01	17,008 33	16,043 87	964 46
0	BEAR STEARNS 95-1 1A DTD 4/1/1995 6 47% 5/25/2010	12/19/96 01/25/01	12/19/96 01/25/01	3,865 53	3,806 34	59 19
0	GNMA #1095 DTD 9/1/1972 6 5% 7/15/2002	05/20/87 02/15/01	05/20/87 02/15/01	909 87	787 03	122 84
0	FHLMC GOLD #C00109 DTD 4/1/1992 8% 4/1/2022	03/30/92 02/15/01	03/30/92 02/15/01	493 72	489 14	4 58
0	FHLMC GOLD #B70037 DTD 12/1/1991 9 5% 6/1/2020	04/16/93 02/15/01	04/16/93 02/15/01	94 96	103 11	8 15-
0	GNMA #354711 DTD 12/1/1993 6 5% 12/15/2023	12/30/96 02/15/01	12/30/96 02/15/01	1,139 56	1,103 23	36 33
0	GNMA #389210 DTD 3/1/1994 7 5% 3/15/2024	05/21/98 02/15/01	05/21/98 02/15/01	60 25	62 06	1 81-
0	GNMA #298598 DTD 12/1/1991 8 5% 12/15/2021	03/14/94 02/15/01	03/14/94 02/15/01	1,336 11	1,408 38	72 27-

CONFIDENTIAL

Gain/loss period is long
 Disposal method redemption

01/01/2001 TO 12/31/2001

ACCOUNT THE J N PEM Jr TRUST (cont)
 TAXPAYER ID 23-6299309
 ADMINISTRATOR JULIUS J CIESIELKA
 INV OFFICER STEVE LEHMAN
 TAX OFFICER FRANCIS MEHARPEY

UNITS	SECURITY	DATE ACQUIRED	DATE DISPOSED	PROCEEDS	BASIS DISPOSED	GAIN/(LOSS)
-------	----------	------------------	------------------	----------	----------------	-------------

0	GNMA #298598 DTD	05/21/98	02/15/01	462 18	491 64	29 46-
0	GNMA #385941 DTD	12/18/96	02/15/01	176 51	180 15	3 64-
0	GNMA #366782 DTD 5/1/1994	01/24/95	02/15/01	1,839 52	1,648 09	191 43
0	GNMA #301041 DTD 2/1/1991	05/21/98	02/15/01	2,285 23	2,384 50	99 27-
0	7% 2/15/2021					
0	FHLMC GOLD #D65025 DTD	07/10/96	02/15/01	111 31	116 18	4 87-
0	10/1/1995 9% 5/1/2025					
0	FHLMC GOLD #A01668 DTD	12/05/96	02/15/01	349 60	364 29	14 69-
0	12/1/1996 8 25% 5/1/2017					
0	FHLMC GOLD #G00802 DTD	11/03/97	02/15/01	6,257 32	6,151 72	105 60
0	11/1/1997 6 5% 11/1/2025					
0	FHLMC GOLD #G00804 DTD	11/03/97	02/15/01	3,509 91	3,676 63	166 72-
0	11/1/1997 8% 6/1/2020					
0	FHLMC GOLD #G00803 DTD	11/03/97	02/15/01	5,266 99	5,401 96	134 97-
0	11/1/1997 7 5% 1/1/2023					
0	FHLMC GOLD #G00805 DTD	11/03/97	02/15/01	396 88	421 37	24 49-
0	11/1/1997 8 5% 6/1/2021					
0	FHLMC #555359 DTD	11/03/97	02/15/01	265 08	264 75	0 33
0	11/1/1997 6 5% 4/1/2008					
0	FHLMC GOLD #D78101 DTD	01/12/99	02/15/01	101 95	106 92	4 97-
0	2/1/1997 8 5% 2/1/2027					
0	FNMA #50207 DTD 6/1/1989	10/13/89	02/25/01	554 59	572 61	18 02-
0	10 5% 6/1/2004					
0	FNMA #166121 DTD 7/1/1992	07/25/94	02/25/01	697 10	717 90	20 80-
0	9% 6/1/2020					
0	FNMA #288864 DTD 7/1/1994	06/22/94	02/25/01	6 32	06 29	0 03
0	8% 7/1/2024					
0	FNMA #22355 DTD 12/1/1985	04/25/95	02/25/01	512 54	506 22	6 32
0	6 75% 1/1/2004					
0	FNMA #316218 DTD 6/1/1995	06/21/95	02/25/01	138 67	135 16	3 51
0	6 5% 8/1/2007					
0	FNMA #44097 DTD 6/1/1991	12/05/96	02/25/01	3,103 98	3,113 20	9 22-
0	6 5% 12/1/2003					
0	FNMA #363680 DTD	08/21/96	02/25/01	14,496 81	14,628 18	131 37-
0	11/1/1996 8% 11/1/2026					
0	FNMA #1405 DTD 1/1/1983	12/05/96	02/25/01	1,200 63	1,198 00	2 63
	6 25% 4/1/2004					

CONFIDENTIAL

01/01/2001 TO 12/31/2001

ACCOUNT 0049-03-1/3 (cont)
 THE J N PEW JR TRUST
 TAXPAYER ID 23-6299309

ADMINISTRATOR JULIUS J CIESIELKA
 INV OFFICER STEVE LEHMAN
 TAX OFFICER FRANCIS MEHAFFEY

UNITS	SECURITY	ACQUIRED DATE	DISPOSED DATE	PROCEEDS	BASIS DISPOSED	GAIN/(LOSS)
-------	----------	---------------	---------------	----------	----------------	-------------

0	FNMA #368076 DTD 12/1/1996 8% 11/1/2025	12/09/96	02/25/01	92 52	94 26	1 74-
0	FNMA #365834 DTD 12/1/1996 8% 12/1/2026	12/05/96	02/25/01	9,525 89	9,602 54	76 65-
0	FNMA #395680 DTD 8/1/1997 7 5% 8/1/2027	07/23/97	02/25/01	560 10	568 68	8 58-
0	FNMA #395680 DTD 8/1/1997 7 5% 8/1/2027	05/21/98	02/25/01	89 62	92 08	2 46-
0	FNMA #313799 DTD 10/1/1997 8 5% 8/1/2019	10/17/97	02/25/01	477 10	509 34	32 24-
0	FNMA #313800 DTD 10/1/1997 8 5% 8/1/2019	10/17/97	02/25/01	2,632 57	2,791 66	159 09-
0	FNMA #313801 DTD 10/1/1997 8 5% 8/1/2012	10/17/97	02/25/01	1,316 50	1,382 89	66 39-
0	FNMA #313807 DTD 10/1/1997 7 5% 2/1/2023	10/17/97	02/25/01	2,874 68	2,964 85	90 17-
0	FNMA #313811 DTD 10/1/1997 7% 3/1/2012	10/17/97	02/25/01	1,015 10	1,026 71	11 61-
0	FNMA #313814 DTD 10/1/1997 6 5% 6/1/2021	10/17/97	02/25/01	251 94	250 73	1 21
0	FNMA #313815 DTD 10/1/1997 6 5% 1/1/2011	10/17/97	02/25/01	286 83	286 74	0 09
0	FNMA #493525 DTD 4/1/1999 6 5% 4/1/2029	05/07/99	02/25/01	287 97	285 32	2 65
0	FNMA #492322 DTD 4/1/1999 6 5% 4/1/2029	05/07/99	02/25/01	741 89	735 05	6 84
0	FNMA #515300 DTD 9/1/1999 7 5% 9/1/2029	10/07/99	02/25/01	134 55	134 34	0 21
0	COUNTYWIDE 6 5 6/25/13 DTD 4/1/1998 6 5%	02/25/98	02/25/01	3,512 39	3,489 34	23 05
0	BEAR STEARNS 95-1 1A DTD 4/1/1995 6 47% 5/25/2010	04/06/95	02/25/01	19,825 98	18,701 74	1,124 24
0	BEAR STEARNS 95-1 1A DTD 4/1/1995 6 47% 5/25/2010	12/19/96	02/25/01	4,505 90	4,436 91	68 99
0	FNMA STRIPS SER F-1 #8196 DTD 10/13/88 6 5%	10/13/88	02/25/01	141 23	127 89	13 34
0	BEACON CAPITAL PARTNERS INC	n/a	02/20/01	108,150 00	0 00	108,150 00

CONFIDENTIAL

01/01/2001 TO 12/31/2001

ACCOUNT 0049-03-1/3 (cont)
 THE J N PEW JR TRUST
 TAXPAYER ID 23-6299309
 ADMINISTRATOR JULIUS J CIESIELKA
 INV OFFICER STEVE LEHMAN
 TAX OFFICER FRANCIS MEHARFEY

UNITS	SECURITY	DATE ACQUIRED	DATE DISPOSED	PROCEEDS	BASIS DISPOSED	GAIN/(LOSS)
-------	----------	------------------	------------------	----------	----------------	-------------

0	GNMA #1095 DTD 9/11/1972	05/20/87	03/15/01	1,015 84	878 70	137 14
0	6 5% 7/15/2002					
0	FHLMC GOLD #C00109 DTD	03/30/92	03/15/01	1,040 74	1,031 10	9 64
0	4/1/1992 8% 4/1/2022					
0	FHLMC GOLD #B70037 DTD	04/16/93	03/15/01	80 72	87 65	6 93-
0	12/1/1991 9 5% 6/1/2020					
0	GNMA #354711 DTD	12/30/96	03/15/01	1,002 01	970 07	31 94
0	12/1/1993 6 5% 12/15/2023					
0	GNMA #389210 DTD 3/1/1994	05/21/98	03/15/01	80 27	82 67	2 40-
0	7 5% 3/15/2024					
0	GNMA #298598 DTD	03/14/94	03/15/01	1,851 30	1,951 43	100 13-
0	12/1/1991 8 5% 12/15/2021					
0	GNMA #298598 DTD	05/21/98	03/15/01	640 39	681 21	40 82-
0	12/1/1991 8 5% 12/15/2021					
0	GNMA #385941 DTD	12/18/96	03/15/01	584 09	596 14	12 05-
0	10/1/1994 8% 10/15/2024					
0	GNMA #366782 DTD 5/1/1994	01/24/95	03/15/01	1,747 91	1,566 02	181 89
0	7% 5/15/2024					
0	GNMA #301041 DTD 2/1/1991	05/21/98	03/15/01	80 57	84 07	3 50-
0	7 9% 2/15/2021					
0	FHLMC GOLD #D65025 DTD	07/10/96	03/15/01	144 02	150 32	6 30-
0	10/1/1995 9% 5/1/2025					
0	FHLMC GOLD #A01668 DTD	12/05/96	03/15/01	3,054 86	3,183 26	128 40-
0	12/1/1996 8 25% 5/1/2017					
0	FHLMC GOLD #G00802 DTD	11/03/97	03/15/01	17,928 77	17,626 22	302 55
0	11/1/1997 6 5% 11/1/2025					
0	FHLMC GOLD #G00804 DTD	11/03/97	03/15/01	4,708 02	4,931 66	223 64-
0	11/1/1997 8% 6/1/2020					
0	FHLMC GOLD #G00803 DTD	11/03/97	03/15/01	3,966 64	4,068 29	101 65-
0	11/1/1997 7 5% 1/1/2023					
0	FHLMC GOLD #G00805 DTD	11/03/97	03/15/01	553 77	587 95	34 18-
0	11/1/1997 8 5% 6/1/2021					
0	FHLMC #555359 DTD	11/03/97	03/15/01	165 53	165 32	0 21
0	11/1/1997 6 5% 4/1/2008					
0	FHLMC GOLD #D78101 DTD	01/12/99	03/15/01	1,519 76	1,593 84	74 08-
0	2/1/1997 8 5% 2/1/2027					
0	FNMA #50207 DTD 6/1/1989	10/13/89	03/25/01	452 22	466 92	14 70-
0	10 5% 6/1/2004					
0	FNMA #166121 DTD 7/1/1992	07/25/94	03/25/01	744 04	766 25	22 21-

CONFIDENTIAL

Gain/loss period is long
 Disposal method is redemption

FEDERAL SCHEDULE D CHRONOLOGICALLY

01/01/2001 TO 12/31/2001

ADMINISTRATOR JULIUS J CIESIELKA
 INV OFFICER STEVE LEHMAN
 TAX OFFICER FRANCIS MEHARBY

ACCOUNT 0049-03-1/3 (cont)
 THE J N PEW JR TRUST
 TAXPAYER ID 23-6299309

UNITS	SECURITY	DATE ACQUIRED	DATE DISPOSED	PROCEEDS	BASIS DISPOSED	GAIN/(LOSS)
0	FNMA #288864 DTD 7/1/1994	06/22/94	03/25/01	6 37	06 34	0 03
0	FNMA #22355 DTD 12/1/1985	04/25/95	03/25/01	621 47	613 80	7 67
0	FNMA #316218 DTD 6/1/1995	06/21/95	03/25/01	167 65	163 40	4 25
0	FNMA #44097 DTD 6/1/1991	12/05/96	03/25/01	3,115 99	3,125 24	9 25-
0	FNMA #363680 DTD 12/1/2003	08/21/96	03/25/01	15,446 55	15,586 53	139 98-
0	FNMA #1405 DTD 1/1/1983	12/05/96	03/25/01	1,016 59	1,014 37	2 22
0	FNMA #368076 DTD 4/1/2004	12/09/96	03/25/01	91 00	92 70	1 70-
0	FNMA #365834 DTD 12/1/1996	03/25/01	12/05/96	176 79	178 21	1 42-
0	FNMA #313799 DTD 10/1/1997	03/25/01	10/17/97	509 83	544 29	34 46-
0	FNMA #313800 DTD 10/1/1997	03/25/01	10/17/97	2,787 17	2,955 60	168 43-
0	FNMA #313801 DTD 10/1/1997	03/25/01	10/17/97	867 75	911 51	43 76-
0	FNMA #313807 DTD 10/1/1997	03/25/01	10/17/97	4,324 29	4,459 93	135 64-
0	FNMA #313811 DTD 10/1/1997	03/25/01	10/17/97	1,286 75	1,301 48	14 73-
0	FNMA #313814 DTD 10/1/1997	03/25/01	10/17/97	224 41	223 33	1 08
0	FNMA #313815 DTD 10/1/1997	03/25/01	10/17/97	385 06	384 94	0 12
0	FNMA #493525 DTD 4/1/1999	05/07/99	03/25/01	8,907 74	8,825 62	82 12
0	FNMA #492322 DTD 4/1/1999	05/07/99	03/25/01	4,398 19	4,357 65	40 54
0	FNMA #515300 DTD 9/1/1999	10/07/99	03/25/01	138 36	138 14	0 22
0	COUNTYWIDE 6 5 6/25/13	02/25/98	03/25/01	8,539 09	8,483 05	56 04
0	DTD 4/1/1998 6 5%					
0	FNMA STRIPS SRR F-1 #8196	10/13/88	03/25/01	138 29	125 23	13 06

Gain/loss period is long
 Disposal method is redemption

CONFIDENTIAL

01/01/2001 TO 12/31/2001

ACCOUNT 0049-03-1/3 (cont)
 THE J N FEM JT TRUST
 TAXPAYER ID 23-6299309

UNITS	SECURITY	ACQUIRED DATE	DISPOSED DATE	PROCEEDS	BASIS DISPOSED	GAIN/(LOSS)
0	BEAR STEARNS 95-1 1A DTD	04/06/95	03/25/01	31,625 88	29,832 53	1,793 35
0	BEAR STEARNS 95-1 1A DTD	12/19/96	03/25/01	7,187 70	7,077 64	110 06
0	CHASE 1993-M A5 DTD	12/11/97	03/25/01	1,753 60	1,744 28	9 32
0	11/25/2009					
0	GNMA #1095 DTD 9/1/1972	05/20/87	04/15/01	758 12	655 77	102 35
0	6 5% 7/15/2002					
0	FHLMC GOLD #C00109 DTD	03/30/92	04/15/01	1,557 41	1,542 98	14 43
0	4/1/1992 8% 4/1/2022					
0	FHLMC GOLD #B70037 DTD	04/16/93	04/15/01	7,589 34	8,240 37	651 03-
0	12/1/1991 9 5% 6/1/2020					
0	GNMA #354711 DTD	12/30/96	04/15/01	2,501 80	2,422 05	79 75
0	12/1/1993 6 5% 12/15/2023					
0	GNMA #389210 DTD 3/1/1994	05/21/98	04/15/01	61 19	63 02	1 83-
0	7 5% 3/15/2024					
0	GNMA #298598 DTD	03/14/94	04/15/01	6,793 78	7,161 24	367 46-
0	12/1/1991 8 5% 12/15/2021					
0	GNMA #298598 DTD	05/21/98	04/15/01	2,350 05	2,499 86	149 81-
0	12/1/1991 8 5% 12/15/2021					
0	GNMA #385941 DTD	12/18/96	04/15/01	245 43	250 49	5 06-
0	10/1/1994 8% 10/15/2024					
0	GNMA #366782 DTD 5/1/1994	01/24/95	04/15/01	3,063 17	2,744 41	318 76
0	7% 5/15/2024					
0	GNMA #301041 DTD 2/1/1991	05/21/98	04/15/01	87 38	91 18	3 80-
0	7 9% 2/15/2021					
0	FHLMC GOLD #D65025 DTD	07/10/96	04/15/01	2,053 26	2,143 09	89 83-
0	10/1/1995 9% 5/1/2025					
0	FHLMC GOLD #A01668 DTD	12/05/96	04/15/01	1,334 24	1,390 32	56 08-
0	12/1/1996 8 25% 5/1/2017					
0	FHLMC GOLD #G00802 DTD	11/03/97	04/15/01	15,256 79	14,999 33	257 46
0	11/1/1997 6 5% 11/1/2025					
0	FHLMC GOLD #G00804 DTD	11/03/97	04/15/01	3,704 91	3,880 90	175 99-
0	11/1/1997 8% 6/1/2020					
0	FHLMC GOLD #G00803 DTD	11/03/97	04/15/01	7,420 62	7,610 78	190 16-
0	11/1/1997 7 5% 1/1/2023					
0	FHLMC GOLD #G00805 DTD	11/03/97	04/15/01	1,067 11	1,132 97	65 86-
0	11/1/1997 8 5% 6/1/2021					
0	FHLMC #555359 DTD	11/03/97	04/15/01	154 65	154 46	0 19

CONFIDENTIAL

FEDERAL SCHEDULE D CHRONOLOGICALLY

01/01/2001 TO 12/31/2001

ADMINISTRATOR JULIUS J CIESIELKA
 INV OFFICER STEVE LEHMAN
 TAX OFFICER FRANCIS MEHARPEY

ACCOUNT 0049-03-1/3 (cont)
 THE J N BEW JR TRUST
 TAXPAYER ID 23-6299309

UNITS	SECURITY	DATE ACQUIRED	DATE DISPOSED	PROCEEDS	BASIS DISPOSED	GAIN/(LOSS)
0	FHLMC GOLD #D78101 DTD 2/1/1997 8 5% 2/1/2027	01/12/99	04/15/01	129 36	135 67	6 31-
0	MGI PROPERTIES COM - LIQUIDATING TRUST	n/a	04/04/01	895 50	0 00	895 50
0	MGI PROPERTIES COM - LIQUIDATING TRUST	n/a	04/04/01	270 00	0 00	270 00
0	FNMA STRIPS SER F-1 #8196 10/13/88 04/25/01	10/13/88	04/25/01	136 17	123 31	12 86
0	DTD 10/1/1986 6 5%					
0	FNMA #50207 DTD 6/1/1989 10/13/89 04/25/01	10/13/89	04/25/01	145 63	150 36	4 73-
0	10 5% 6/1/2004					
0	FNMA #166121 DTD 7/1/1992 07/25/94 04/25/01	7/1/1992	04/25/01	6,851 50	7,055 98	204 48-
0	9% 6/1/2020					
0	FNMA #288864 DTD 7/1/1994 06/22/94 04/25/01	7/1/1994	04/25/01	6 41	06 38	0 03
0	8% 7/1/2024					
0	FNMA #22355 DTD 12/1/1985 04/25/95 04/25/01	12/1/1985	04/25/01	387 73	382 94	4 79
0	6 75% 1/1/2004					
0	FNMA #316218 DTD 6/1/1995 06/21/95 04/25/01	6/1/1995	04/25/01	131 40	128 07	3 33
0	6 5% 8/1/2007					
0	FNMA #44097 DTD 6/1/1991 12/05/96 04/25/01	6/1/1991	04/25/01	3,356 01	3,365 97	9 96-
0	6 5% 12/1/2003					
0	FNMA #363680 DTD 08/21/96 04/25/01	08/21/96	04/25/01	13,181 82	13,301 28	119 46-
0	11/1/1996 8% 11/1/2026					
0	FNMA #368076 DTD 12/09/96 04/25/01	12/09/96	04/25/01	91 63	93 34	1 71-
0	12/1/1996 8% 11/1/2025					
0	FNMA #1405 DTD 1/1/1983 12/05/96 04/25/01	12/05/96	04/25/01	1,008 48	1,006 28	2 20
0	6 25% 4/1/2004					
0	FNMA #365834 DTD 12/05/96 04/25/01	12/05/96	04/25/01	2,653 36	2,674 71	21 35-
0	12/1/1996 8% 12/1/2026					
0	FNMA #313799 DTD 10/17/97 04/25/01	10/17/97	04/25/01	4,420 61	4,719 35	298 74-
0	10/1/1997 8 5% 1/1/2025					
0	FNMA #313800 DTD 10/17/97 04/25/01	10/17/97	04/25/01	2,236 74	2,371 90	135 16-
0	10/1/1997 8 5% 8/1/2019					
0	FNMA #313801 DTD 10/17/97 04/25/01	10/17/97	04/25/01	1,304 23	1,370 01	65 78-
0	10/1/1997 8 5% 1/1/2012					
0	FNMA #313807 DTD 10/17/97 04/25/01	10/17/97	04/25/01	3,370 09	3,475 80	105 71-
0	10/1/1997 7 5% 2/1/2023					
0	FNMA #313811 DTD 10/17/97 04/25/01	10/17/97	04/25/01	1,588 34	1,606 52	18 18-

CONFIDENTIAL

FEDERAL SCHEDULE D CHRONOLOGICALLY

01/01/2001 TO 12/31/2001

ADMINISTRATOR JULIUS J CIESIELKA
 INV OFFICER STEVE LEHMAN
 TAX OFFICER FRANCIS MEHAFFEY

ACCOUNT 0049-03-1/3 (cont)
 THE J N PEW JR TRUST
 TAXPAYER ID 23-62299309

UNITS	SECURITY	DATE ACQUIRED	DATE DISPOSED	PROCEEDS	BASIS DISPOSED	GAIN/(LOSS)
0	FNMA #313814 DTD 10/17/97 04/25/01	10/17/97	04/25/01	210 50	209 49	1 01
0	FNMA #313815 DTD 10/1/1997 6 5% 6/1/2021	10/1/1997	04/25/01	344 86	344 75	0 11
0	10/1/1997 6 5% 1/1/2011	10/1/1997	04/25/01	344 86	344 75	0 11
0	FNMA #493525 DTD 4/1/1999	05/07/99	04/25/01	4,150 42	4,112 16	38 26
0	6 5% 4/1/2029	05/07/99	04/25/01	4,150 42	4,112 16	38 26
0	FNMA #492322 DTD 4/1/1999	05/07/99	04/25/01	14,663 00	14,527 83	135 17
0	6 5% 4/1/2029	05/07/99	04/25/01	14,663 00	14,527 83	135 17
0	FNMA #515300 DTD 9/1/1999	10/07/99	04/25/01	135 10	134 89	0 21
0	7 5% 9/1/2029	10/07/99	04/25/01	135 10	134 89	0 21
0	BEAR STEARNS 95-1 1A DTD 4/1/1995 6 47% 5/25/2010	04/06/95	04/25/01	10,547 22	9,949 14	598 08
0	BEAR STEARNS 95-1 1A DTD 4/1/1995 6 47% 5/25/2010	12/19/96	04/25/01	2,397 10	2,360 39	36 71
0	CHASE 1993-M AS DTD 11/1/1993 6 25%	12/11/97	04/25/01	17,386 96	17,294 59	92 37
0	11/25/2009	02/25/98	04/25/01	13,465 37	13,377 00	88 37
0	COUNTRYWIDE 6 5 6/25/13	02/25/98	04/25/01	13,465 37	13,377 00	88 37
0	6 5% 4/1/1998	02/25/98	04/25/01	13,465 37	13,377 00	88 37
0	6 5% 6/25/2013	02/25/98	04/25/01	13,465 37	13,377 00	88 37
0	GNMA #1095 DTD 9/1/1972	05/20/87	05/15/01	988 19	854 78	133 41
0	6 5% 7/15/2002	05/20/87	05/15/01	988 19	854 78	133 41
0	FHLMC GOLD #C00109 DTD 4/1/1992 8% 4/1/2022	03/30/92	05/15/01	1,995 78	1,977 29	18 49
0	12/1/1991 9 5% 6/1/2020	04/16/93	05/15/01	42 26	45 88	3 62-
0	FHLMC GOLD #B70037 DTD 12/1/1991 9 5% 6/1/2020	12/30/96	05/15/01	1,277 16	1,236 45	40 71
0	GNMA #354711 DTD 12/1/1993 6 5% 12/15/2023	12/30/96	05/15/01	1,277 16	1,236 45	40 71
0	GNMA #389210 DTD 3/1/1994	05/21/98	05/15/01	81 41	83 85	2 44-
0	7 5% 3/15/2024	05/21/98	05/15/01	81 41	83 85	2 44-
0	GNMA #298598 DTD 12/1/1991 8 5% 12/15/2021	03/14/94	05/15/01	2,878 03	3,033 70	155 67-
0	12/1/1991 8 5% 12/15/2021	03/14/94	05/15/01	2,878 03	3,033 70	155 67-
0	GNMA #298598 DTD 12/1/1991 8 5% 12/15/2021	05/21/98	05/15/01	995 54	1,059 01	63 47-
0	12/1/1991 8 5% 12/15/2021	05/21/98	05/15/01	995 54	1,059 01	63 47-
0	GNMA #385941 DTD 12/1/1994 8% 10/15/2024	12/18/96	05/15/01	667 92	681 70	13 78-
0	GNMA #366782 DTD 5/1/1994	01/24/95	05/15/01	7,332 44	6,569 41	763 03
0	7% 5/15/2024	01/24/95	05/15/01	7,332 44	6,569 41	763 03
0	GNMA #301041 DTD 2/1/1991	05/21/98	05/15/01	72 15	75 28	3 13-
0	7 9% 2/15/2021	05/21/98	05/15/01	72 15	75 28	3 13-

CONFIDENTIAL

01/01/2001 TO 12/31/2001

ADMINISTRATOR JULIUS J CIRSIELKA
 INV OFFICER STEVE LEHMAN
 TAX OFFICER FRANCIS MEHAFFEY

ACCOUNT 0049-03-1/3 (cont)
 THE J N FEM JT TRUST
 TAXPAYER ID 23-6299309

UNITS	SECURITY	ACQUIRED DATE	DISPOSED DATE	PROCEEDS	BASIS DISPOSED	GAIN/(LOSS)
0	FHLMC GOLD #D65025 DTD	07/10/96	05/15/01	96 52	100 74	4 22-
0	FHLMC GOLD #A01668 DTD	10/1/1995	05/15/01	362 26	377 49	15 23-
0	FHLMC GOLD #A1668 DTD	12/05/96	05/15/01	362 26	377 49	15 23-
0	FHLMC GOLD #G00802 DTD	11/03/97	05/15/01	11,687 66	11,490 43	197 23
0	FHLMC GOLD #G00804 DTD	11/03/97	05/15/01	7,173 53	7,514 27	340 74-
0	FHLMC GOLD #G00803 DTD	11/03/97	05/15/01	5,080 88	5,211 08	130 20-
0	FHLMC GOLD #G00805 DTD	11/03/97	05/15/01	580 04	615 84	35 80-
0	FHLMC #555359 DTD	11/03/97	05/15/01	230 05	229 76	0 29
0	FHLMC GOLD #D78101 DTD	01/12/99	05/15/01	144 06	151 08	7 02-
0	FHLMC GOLD #50207 DTD	10/13/89	05/25/01	146 97	151 75	4 78-
0	FHLMC GOLD #166121 DTD	07/25/94	05/25/01	2,246 39	2,313 43	67 04-
0	FHLMC #288864 DTD	06/22/94	05/25/01	6 46	06 43	0 03
0	FHLMC #22355 DTD	12/1/1985	05/25/01	461 65	455 95	5 70
0	FHLMC #316218 DTD	06/21/95	05/25/01	109 29	106 52	2 77
0	FHLMC #44097 DTD	06/11/1991	05/25/01	2,898 74	2,907 34	8 60-
0	FHLMC #363680 DTD	08/21/96	05/25/01	14,708 03	14,841 32	133 29-
0	FHLMC #1405 DTD	12/05/96	05/25/01	937 71	935 66	2 05
0	FHLMC #368076 DTD	12/09/96	05/25/01	4,616 88	4,703 45	86 57-
0	FHLMC #365834 DTD	12/05/96	05/25/01	4,120 42	4,153 58	33 16-
0	FHLMC #313799 DTD	10/17/97	05/25/01	643 12	686 59	43 47-
0	FHLMC #313800 DTD	10/17/97	05/25/01	4,541 65	4,816 10	274 45-

Gain/Loss period is long
 Disposal method redemption

CONFIDENTIAL

FEDERAL SCHEDULE D CHRONOLOGICALLY

01/01/2001 TO 12/31/2001

ADMINISTRATOR JULIUS J CIRSIELKA
 INV OFFICER STEVE LEHMAN
 TAX OFFICER FRANCIS MEHAFFEY

ACCOUNT 0049-03-1/3 (cont)
 THE J N PEW JR TRUST
 TAXPAYER ID 23-6299309

UNITS	SECURITY	ACQUIRED DATE	DISPOSED DATE	PROCEEDS	BASIS DISPOSED	GAIN/(LOSS)
0	FNMA #313801 DTD 10/17/97 5% 1/1/2012	10/17/97	05/25/01	1,395 20	1,465 56	70 36-
0	FNMA #313807 DTD 10/17/97 5% 2/1/2023	10/17/97	05/25/01	4,016 29	4,142 27	125 98-
0	FNMA #313811 DTD 10/17/97 7% 3/1/2012	10/17/97	05/25/01	1,402 69	1,418 74	16 05-
0	FNMA #313814 DTD 10/17/97 6% 6/1/2021	10/17/97	05/25/01	249 20	248 00	1 20
0	FNMA #313815 DTD 10/17/97 6% 1/1/2011	10/17/97	05/25/01	383 16	383 04	0 12
0	FNMA #493525 DTD 4/1/1999 6% 4/1/2029	05/07/99	05/25/01	3,748 03	3,713 48	34 55
0	FNMA #492322 DTD 4/1/1999 6% 4/1/2029	05/07/99	05/25/01	10,398 14	10,302 29	95 85
0	FNMA #515300 DTD 9/1/1999 7% 9/1/2029	10/07/99	05/25/01	3,204 42	3,199 42	5 00
0	PNC MORTGAGE SECURITIES CORP 1998-11 2A1 DTD 10/1/1998 6% 11/25/2013	04/06/00	05/25/01	8,135 22	7,798 37	336 85
0	FNMA STRIPS SER F-1 #8196 5/1/2009	10/13/88	05/25/01	231 44	209 57	21 87
0	COUNTRYWIDE 6 5 6/25/13 DTD 4/1/1998 6% 5% 6/25/2013	02/25/98	05/25/01	9,805 92	9,741 57	64 35
0	CHASE 1993-M AS DTD 11/1/1993 6% 25% 11/25/2009	12/11/97	05/25/01	16,769 96	16,680 87	89 09
0	BEAR STEARNS 95-1 1A DTD 4/1/1995 6% 47% 5/25/2010	04/06/95	05/25/01	18,249 47	17,214 64	1,034 83
0	BEAR STEARNS 95-1 1A DTD 4/1/1995 6% 47% 5/25/2010	12/19/96	05/25/01	4,147 61	4,084 10	63 51
0	GNMA #1095 DTD 9/1/1972 6% 5% 7/15/2002	05/20/87	06/15/01	584 93	505 97	78 96
0	FHLMC GOLD #C00109 DTD 4/1/1992 8% 4/1/2022	03/30/92	06/15/01	2,227 43	2,206 79	20 64
0	FHLMC GOLD #B70037 DTD 12/1/1991 9% 5% 6/1/2020	04/16/93	06/15/01	63 91	69 40	5 49-
0	GNMA #354711 DTD 12/1/1993 6% 5% 12/15/2023	12/30/96	06/15/01	1,561 23	1,511 47	49 76

CONFIDENTIAL

FEDERAL SCHEDULE D CHRONOLOGICALLY

01/01/2001 TO 12/31/2001

ADMINISTRATOR JULIUS J CIESIELKA
 INV OFFICER STEVE LEHMAN
 TAX OFFICER FRANCIS MEHAFFREY

ACCOUNT 0049-03-1/3 (cont)
 THE J N PEW JR TRUST
 TAXPAYER ID 23-6299309

UNITS	SECURITY	ACQUIRED DATE	DISPOSED DATE	PROCEEDS	BASIS DISPOSED	GAIN/(LOSS)
0	GNMA #389210 DTD 3/1/1994	05/21/98	06/15/01	62 15	64 01	1 86-
0	GNMA #298598 DTD 7 5% 3/15/2024	03/14/94	06/15/01	4,279 11	4,510 56	231 45-
0	GNMA #298598 DTD 12/1/1991 8 5% 12/15/2021	05/21/98	06/15/01	1,480 19	1,574 56	94 37-
0	GNMA #385941 DTD 12/1/1991 8 5% 12/15/2021	12/18/96	06/15/01	21 73	22 17	0 44-
0	GNMA #366782 DTD 5/1/1994	01/24/95	06/15/01	6,736 13	6,035 15	700 98
0	GNMA #301041 DTD 2/1/1991	05/21/98	06/15/01	2,096 80	2,187 88	91 08-
0	GNMA #301041 DTD 2/1/1991	07/10/96	06/15/01	149 66	156 20	6 54-
0	FHLMC GOLD #D65025 DTD 7 9% 2/15/2021	10/1/1995 9% 5/1/2025	12/05/96	882 50	919 59	37 09-
0	FHLMC GOLD #A01668 DTD 12/1/1996 8 25% 5/1/2017	11/03/97	06/15/01	12,627 04	12,413 95	213 09
0	FHLMC GOLD #G00804 DTD 11/1/1997 6 5% 11/1/2025	11/03/97	06/15/01	3,497 39	3,663 51	166 12-
0	FHLMC GOLD #G00803 DTD 11/1/1997 7 5% 1/1/2023	11/03/97	06/15/01	5,205 47	5,338 86	133 39-
0	FHLMC GOLD #G00805 DTD 11/1/1997 8 5% 6/1/2021	11/03/97	06/15/01	516 20	548 06	31 86-
0	FHLMC #555359 DTD 11/1/1997 8 5% 6/1/2021	11/03/97	06/15/01	134 41	134 24	0 17
0	FHLMC GOLD #D78101 DTD 2/1/1997 8 5% 2/1/2027	01/12/99	06/15/01	89 43	93 79	4 36-
0	FNMA STRIPS SER F-1 #8196 10/13/88	06/25/01	10/13/88	197 97	179 27	18 70
0	FNMA #50207 DTD 6/1/1989	10/13/89	06/25/01	148 32	153 14	4 82-
0	FNMA #166121 DTD 7/1/1992	07/25/94	06/25/01	541 50	557 66	16 16-
0	FNMA #288864 DTD 7/1/1994	06/22/94	06/25/01	6 51	06 47	0 04
0	FNMA #22355 DTD 12/1/1985	04/25/95	06/25/01	730 72	721 70	9 02
0	FNMA #316218 DTD 6/1/1995	06/21/95	06/25/01	103 15	100 54	2 61

CONFIDENTIAL

Gain/loss period is long
 Disposal method is redemption

01/01/2001 TO 12/31/2001

ADMINISTRATOR JULIUS J CIESIELKA
INV OFFICER STEVE LEHMAN
TAX OFFICER FRANCIS MEHAFFEY

ACCOUNT 0049-03-1/3 (cont)
THE J N BEW JR TRUST
TAXPAYER ID 23-6299309

UNITS	SECURITY	DATE ACQUIRED	DATE DISPOSED	PROCEEDS	BASIS DISPOSED	GAIN/(LOSS)
0	FNMA #44097 DTD 6/1/1991	12/05/96	06/25/01	3,040 46	3,049 49	9 03-
0	FNMA #363680 DTD 6 5% 12/1/2003	08/21/96	06/25/01	18,797 55	18,967 90	170 35-
0	FNMA #1405 DTD 1/1/1983	12/05/96	06/25/01	968 95	966 83	2 12
0	FNMA #368076 DTD 6 25% 4/1/2004	12/09/96	06/25/01	80 28	81 78	1 50-
0	FNMA #365834 DTD 12/1/1996 8% 11/1/2025	12/05/96	06/25/01	5,321 56	5,364 38	42 82-
0	FNMA #313799 DTD 12/1/1996 8% 12/1/2026	12/05/96	06/25/01	5,321 56	5,364 38	42 82-
0	FNMA #313799 DTD 10/1/1997 8 5% 1/1/2025	10/17/97	06/25/01	830 96	887 11	56 15-
0	FNMA #313800 DTD 10/1/1997 8 5% 1/1/2019	10/17/97	06/25/01	4,334 10	4,596 01	261 91-
0	FNMA #313801 DTD 10/1/1997 8 5% 1/1/2012	10/17/97	06/25/01	852 58	895 58	43 00-
0	FNMA #313807 DTD 10/1/1997 7 5% 2/1/2023	10/17/97	06/25/01	6,129 52	6,321 79	192 27-
0	FNMA #313811 DTD 10/1/1997 7 5% 3/1/2012	10/17/97	06/25/01	1,268 43	1,282 95	14 52-
0	FNMA #313814 DTD 10/1/1997 6 5% 6/1/2021	10/17/97	06/25/01	204 52	203 54	0 98
0	FNMA #313815 DTD 10/1/1997 6 5% 1/1/2011	10/17/97	06/25/01	725 41	725 18	0 23
0	FNMA #493525 DTD 4/1/1999	05/07/99	06/25/01	225 74	223 66	2 08
0	6 5% 4/1/2029	05/07/99	06/25/01	3,558 14	3,525 34	32 80
0	6 5% 4/1/2029	10/07/99	06/25/01	130 40	130 19	0 21
0	FNMA #515300 DTD 9/1/1999	10/07/99	06/25/01	130 40	130 19	0 21
0	7 5% 9/1/2029	02/25/98	06/25/01	6,121 32	6,081 15	40 17
0	DTD 4/1/1998 6 5%	02/25/98	06/25/01	6,121 32	6,081 15	40 17
0	BEAR STEARNS 95-1 1A DTD 4/1/1995 6 47% 5/25/2010	04/06/95	06/25/01	16,388 51	15,459 20	929 31
0	BEAR STEARNS 95-1 1A DTD 4/1/1995 6 47% 5/25/2010	12/19/96	06/25/01	3,724 66	3,667 63	57 03
0	CHASE 1993-M AS DTD 11/1/1993 6 25%	12/11/97	06/25/01	16,173 67	16,087 74	85 93

CONFIDENTIAL

Gain/loss period is long
Disposal method redemption

01/01/2001 TO 12/31/2001

ADMINISTRATOR JULIUS J CIESIELKA
 INV OFFICER STEVE LEHMAN
 TAX OFFICER FRANCIS MEHAFFEY

ACCOUNT 0049-03-1/3 (cont)
 THE J N PEM JR TRUST
 TAXPAYER ID 23-6299309

UNITS	SECURITY	DATE ACQUIRED	DATE DISPOSED	PROCEEDS	BASIS DISPOSED	GAIN/(LOSS)
-------	----------	------------------	------------------	----------	----------------	-------------

0	PNC MORTGAGE SECURITIES	04/06/00	06/25/01	5,564 50	5,334 09	230 41
0	CORP 1998-11 2A1DID					
0	10/1/1998 6 5% 11/25/2013					
0	GNMA #1095 DTD 9/1/1972	05/20/87	07/15/01	505 39	437 17	68 22
0	6 5% 7/15/2002					
0	FHLMC GOLD #C00109 DTD	03/30/92	07/15/01	2,576 33	2,552 47	23 86
0	4/1/1992 8% 4/1/2022					
0	FHLMC GOLD #B70037 DTD	04/16/93	07/15/01	102 44	111 23	8 79-
0	12/1/1991 9 5% 6/1/2020					
0	GNMA #354711 DTD	12/30/96	07/15/01	3,120 39	3,020 93	99 46
0	12/1/1993 6 5% 12/15/2023					
0	GNMA #389210 DTD 3/1/1994	05/21/98	07/15/01	81 16	83 59	2 43-
0	7 5% 3/15/2024					
0	GNMA #298598 DTD	03/14/94	07/15/01	3,052 10	3,217 18	165 08-
0	12/1/1991 8 5% 12/15/2021					
0	GNMA #298598 DTD	05/21/98	07/15/01	1,055 76	1,123 06	67 30-
0	12/1/1991 8 5% 12/15/2021					
0	GNMA #385941 DTD	12/18/96	07/15/01	312 89	319 35	6 46-
0	10/1/1994 8% 10/15/2024					
0	GNMA #366782 DTD 5/1/1994	01/24/95	07/15/01	14,081 94	12,616 54	1,465 40
0	7% 5/15/2024					
0	GNMA #301041 DTD 2/1/1991	05/21/98	07/15/01	1,982 99	2,069 13	86 14-
0	7 9% 2/15/2021					
0	FHLMC GOLD #D65025 DTD	07/10/96	07/15/01	148 69	155 19	6 50-
0	10/1/1995 9% 5/1/2025					
0	FHLMC GOLD #A01668 DTD	12/05/96	07/15/01	926 24	965 17	38 93-
0	12/1/1996 8 25% 5/1/2017					
0	FHLMC GOLD #G00802 DTD	11/03/97	07/15/01	11,076 13	10,889 22	186 91
0	11/1/1997 6 5% 11/1/2025					
0	FHLMC GOLD #G00804 DTD	11/03/97	07/15/01	5,453 95	5,713 01	259 06-
0	11/1/1997 8% 6/1/2020					
0	FHLMC GOLD #G00803 DTD	11/03/97	07/15/01	8,392 07	8,607 11	215 04-
0	11/1/1997 7 5% 1/1/2023					
0	FHLMC GOLD #G00805 DTD	11/03/97	07/15/01	687 63	730 07	42 44-
0	11/1/1997 8 5% 6/1/2021					
0	FHLMC #555359 DTD	11/03/97	07/15/01	159 56	159 36	0 20
0	11/1/1997 6 5% 4/1/2008					
0	FHLMC GOLD #D78101 DTD	01/12/99	07/15/01	94 28	98 87	4 59-
0	2/1/1997 8 5% 2/1/2027					
0	GNMA #451439 DTD 9/1/1997	06/15/00	07/15/01	87,675 72	87,401 73	273 99

CONFIDENTIAL

FEDERAL SCHEDULE D CHRONOLOGICALLY

01/01/2001 TO 12/31/2001

ADMINISTRATOR JULIUS J CIESIELKA
 INV OFFICER STEVE LEHMAN
 TAX OFFICER FRANCIS MEHAFFEY

ACCOUNT 0049-03-1/3 (cont)
 THE J N BEW JR TRUST
 TAXPAYER ID 23-6299309

UNITS	SECURITY	ACQUIRED DATE	DISPOSED DATE	PROCEEDS	BASIS DISPOSED	GAIN/(LOSS)
-------	----------	---------------	---------------	----------	----------------	-------------

Gain/loss period is long
 Disposal method redemption

0	FNMA #50207 DTD 6/1/1989	10/13/89	07/25/01	149 69	154 55	4 86-
0	10 5% 6/1/2004					
0	FNMA #166121 DTD 7/1/1992	07/25/94	07/25/01	538 86	554 94	16 08-
0	9% 6/1/2020					
0	FNMA #288864 DTD 7/1/1994	06/22/94	07/25/01	6 55	06 52	0 03
0	8% 7/1/2024					
0	FNMA #22355 DTD 12/1/1985	04/25/95	07/25/01	407 84	402 80	5 04
0	6 75% 1/1/2004					
0	FNMA #316218 DTD 6/1/1995	06/21/95	07/25/01	82 82	80 73	2 09
0	6 5% 8/1/2007					
0	FNMA #44097 DTD 6/1/1991	12/05/96	07/25/01	2,793 90	2,802 19	8 29-
0	6 5% 12/1/2003					
0	FNMA #363680 DTD	08/21/96	07/25/01	5,746 19	5,798 27	52 08-
0	11/1/1996 8% 11/1/2026					
0	FNMA #1405 DTD 1/1/1983	12/05/96	07/25/01	811 54	809 76	1 78
0	6 25% 4/1/2004					
0	FNMA #368076 DTD	12/09/96	07/25/01	80 85	82 37	1 52-
0	12/1/1996 8% 11/1/2025					
0	FNMA #365834 DTD	12/05/96	07/25/01	9,796 90	9,875 74	78 84-
0	12/1/1996 8% 12/1/2026					
0	FNMA #313799 DTD	10/17/97	07/25/01	1,218 11	1,300 43	82 32-
0	10/1/1997 8 5% 1/1/2025					
0	FNMA #313800 DTD	10/17/97	07/25/01	2,800 79	2,970 04	169 25-
0	10/1/1997 8 5% 8/1/2019					
0	FNMA #313801 DTD	10/17/97	07/25/01	835 71	877 85	42 14-
0	10/1/1997 8 5% 1/1/2012					
0	FNMA #313807 DTD	10/17/97	07/25/01	5,739 11	5,919 13	180 02-
0	10/1/1997 7 5% 2/1/2023					
0	FNMA #313811 DTD	10/17/97	07/25/01	1,569 28	1,587 24	17 96-
0	10/1/1997 7% 3/1/2012					
0	FNMA #313814 DTD	10/17/97	07/25/01	419 00	416 99	2 01
0	10/1/1997 6 5% 6/1/2021					
0	FNMA #313815 DTD	10/17/97	07/25/01	277 70	277 62	0 08
0	10/1/1997 6 5% 1/1/2011					
0	FNMA #493525 DTD 4/1/1999	05/07/99	07/25/01	11,934 78	11,824 76	110 02
0	6 5% 4/1/2029					
0	FNMA #492322 DTD 4/1/1999	05/07/99	07/25/01	12,307 97	12,194 50	113 47
0	6 5% 4/1/2029					
0	FNMA #515300 DTD 9/1/1999	10/07/99	07/25/01	4,932 77	4,925 07	7 70
0	7 5% 9/1/2029					

CONFIDENTIAL

FEDERAL SCHEDULE D CHRONOLOGICALLY

01/01/2001 TO 12/31/2001

ADMINISTRATOR JULIUS J CIESIELKA
 INV OFFICER STEVE LEHMAN
 TAX OFFICER FRANCIS MEHAFFEY

ACCOUNT 0049-03-1/3 (cont)
 THE J N FEM Jr TRUST
 TAXPAYER ID 23-6299309

UNITS	SECURITY	ACQUIRED DATE	DISPOSED DATE	PROCEEDS	BASIS DISPOSED	GAIN/(LOSS)
0	COUNTRYWIDE 6 5 6/25/13	02/25/98	07/25/01	11,375 51	11,300 86	74 65
0	CHASE 1993-M A5 DTD 6/25/2013	12/11/97	07/25/01	15,597 42	15,514 56	82 86
0	FNMA STRIPS SER F-1 #8196 11/25/2009	10/13/88	07/25/01	105 91	95 90	10 01
0	PNC MORTGAGE SECURITIES CORP 1998-11 2A1DTD	04/06/00	07/25/01	13,625 08	13,060 92	564 16
0	BEAR STEARNS 95-1 1A DTD 10/1/1998 6 5% 11/25/2013	04/06/95	07/25/01	23,516 31	22,182 81	1,333 50
0	BEAR STEARNS 95-1 1A DTD 4/1/1995 6 47% 5/25/2010	12/19/96	07/25/01	5,344 61	5,262 78	81 83
420,000	NATIONSBANK NA DTD 8/3/1998 5 85% 8/1/2001	07/28/98	08/01/01	420,000 00	420,000 00	0 00
0	GNMA #1095 DTD 9/1/1972 6 5% 7/15/2002	05/20/87	08/15/01	524 62	453 79	70 83
0	FHLMC GOLD #C00109 DTD 4/1/1992 8% 4/1/2022	03/30/92	08/15/01	1,613 58	1,598 64	14 94
0	FHLMC GOLD #B70037 DTD 12/1/1991 9 5% 6/1/2020	04/16/93	08/15/01	65 10	70 69	5 59-
0	GNMA #354711 DTD 12/1/1993 6 5% 12/15/2023	12/30/96	08/15/01	2,041 58	1,976 51	65 07
0	GNMA #389210 DTD 3/1/1994 7 5% 3/15/2024	05/21/98	08/15/01	62 87	64 75	1 88-
0	GNMA #298598 DTD 12/1/1991 8 5% 12/15/2021	03/14/94	08/15/01	1,315 47	1,386 62	71 15-
0	GNMA #298598 DTD 12/1/1991 8 5% 12/15/2021	05/21/98	08/15/01	455 03	484 04	29 01-
0	GNMA #385941 DTD 10/1/1994 8% 10/15/2024	12/18/96	08/15/01	866 97	884 85	17 88-
0	GNMA #366782 DTD 5/1/1994 7% 5/15/2024	01/24/95	08/15/01	8,200 29	7,346 94	853 35
0	GNMA #301041 DTD 2/1/1991 7 9% 2/15/2021	05/21/98	08/15/01	74 22	77 44	3 22-
0	FHLMC GOLD #D65025 DTD 10/1/1995 9% 5/1/2025	07/10/96	08/15/01	67 56	70 52	2 96-

CONFIDENTIAL

FEDERAL SCHEDULE D CHRONOLOGICALLY

01/01/2001 TO 12/31/2001

ADMINISTRATOR JULIUS J CIESIELKA
 INV OFFICER STEVE LEHMAN
 TAX OFFICER FRANCIS MEHAFFEY

ACCOUNT 0049-03-1/3 (cont)
 THE J N PEM JR TRUST
 TAXPAYER ID 23-6299309

UNITS	SECURITY	DATE	ACQUIRED	DISPOSED	PROCEEDS	BASIS	DISPOSED	GAIN/(LOSS)
0	FHLMC GOLD #A01668 DTD	12/05/96	08/15/01	386 22	402 45	16 23-	16 23-	0
0	FHLMC GOLD #G00802 DTD	11/03/97	08/15/01	13,988 38	13,752 32	236 06	236 06	0
0	FHLMC GOLD #G00804 DTD	11/03/97	08/15/01	7,864 04	8,237 58	373 54-	373 54-	0
0	FHLMC GOLD #G00803 DTD	11/03/97	08/15/01	9,127 11	9,360 99	233 88-	233 88-	0
0	FHLMC GOLD #G00805 DTD	11/03/97	08/15/01	690 20	732 80	42 60-	42 60-	0
0	FHLMC #555359 DTD	11/03/97	08/15/01	195 86	195 61	0 25	0 25	0
0	FHLMC GOLD #D78101 DTD	01/12/99	08/15/01	3,868 93	4,057 54	188 61-	188 61-	0
0	GNMA #451439 DTD 9/1/1997	06/15/00	08/15/01	54,880 94	54,709 43	171 51	171 51	0
296,000	TENNESSEE VALLEY AU DTD	08/15/96	08/20/01	296,000 00	295,975 14	24 86	24 86	0
0	FNMA #50207 DTD 6/1/1989	10/13/89	08/25/01	602 49	622 07	19 58-	19 58-	0
0	FNMA #166121 DTD 7/1/1992	07/25/94	08/25/01	568 76	585 73	16 97-	16 97-	0
0	FNMA #288864 DTD 7/1/1994	06/22/94	08/25/01	6 60	06 56	0 04	0 04	0
0	FNMA #22355 DTD 12/1/1985	04/25/95	08/25/01	334 11	329 99	4 12	4 12	0
0	FNMA #316218 DTD 6/1/1995	06/21/95	08/25/01	161 22	157 14	4 08	4 08	0
0	FNMA #44097 DTD 6/1/1991	12/05/96	08/25/01	3,154 94	3,164 31	9 37-	9 37-	0
0	FNMA #363680 DTD	08/21/96	08/25/01	9,761 09	9,849 55	88 46-	88 46-	0
0	FNMA #1405 DTD 1/1/1983	12/05/96	08/25/01	748 52	746 88	1 64	1 64	0
0	FNMA #368076 DTD	12/09/96	08/25/01	81 42	82 95	1 53-	1 53-	0
0	FNMA #365834 DTD	12/05/96	08/25/01	5,718 36	5,764 37	46 01-	46 01-	0
0	FNMA #313799 DTD	10/17/97	08/25/01	1,107 63	1,182 48	74 85-	74 85-	0

CONFIDENTIAL

Gain/loss period is long
 Disposal method

01/01/2001 TO 12/31/2001

ADMINISTRATOR JULIUS J CIESIELKA
 INV OFFICER STEVE LEHMAN
 TAX OFFICER FRANCIS MEHAFFEY

ACCOUNT 0049-03-1/3 (cont)
 THE J N PEW JR TRUST
 TAXPAYER ID 23-6299309

UNITS	SECURITY	DATE ACQUIRED	DATE DISPOSED	PROCEEDS	BASIS DISPOSED	GAIN/(LOSS)
0	FNMA #313800 DTD 10/1/1997 8 5% 8/1/2019	10/17/97	08/25/01	2,734 82	2,900 09	165 27-
0	FNMA #313801 DTD 10/1/1997 8 5% 1/1/2012	10/17/97	08/25/01	816 77	857 96	41 19-
0	FNMA #313807 DTD 10/1/1997 7 5% 2/1/2023	10/17/97	08/25/01	1,904 04	1,963 77	59 73-
0	FNMA #313811 DTD 10/1/1997 7% 3/1/2012	10/17/97	08/25/01	970 36	981 47	11 11-
0	FNMA #313814 DTD 10/1/1997 6 5% 6/1/2021	10/17/97	08/25/01	160 96	160 18	0 78
0	FNMA #313815 DTD 10/1/1997 6 5% 1/1/2011	10/17/97	08/25/01	387 33	387 21	0 12
0	FNMA #493525 DTD 4/1/1999 6 5% 4/1/2029	05/07/99	08/25/01	263 40	260 97	2 43
0	FNMA #492322 DTD 4/1/1999 6 5% 4/1/2029	05/07/99	08/25/01	10,858 47	10,758 37	100 10
0	FNMA #515300 DTD 9/1/1999 7 5% 9/1/2029	10/07/99	08/25/01	5,242 46	5,234 27	8 19
0	CHASE 1993-M AS DTD 11/1/1993 6 25%	12/11/97	08/25/01	15,040 57	14,960 67	79 90
0	COUNTRYWIDE 6 5 6/25/13 11/25/2009	02/25/98	08/25/01	8,784 91	8,727 25	57 66
0	ENC MORTGAGE SECURITIES 6/25/2013	04/06/00	08/25/01	3,625 86	3,475 72	150 14
0	CORP 1998-11 2A1DTD 10/1/1998 6 5% 11/25/2013	10/13/88	08/25/01	144 87	131 18	13 69
0	FNMA STRIPS SER F-1 #8196 5/1/2009	10/13/88	08/25/01	144 87	131 18	13 69
0	BEAR STEARNS 95-1 1A DTD 4/1/1995 6 47% 5/25/2010	04/06/95	08/25/01	19,279 34	18,186 10	1,093 24
0	BEAR STEARNS 95-1 1A DTD 4/1/1995 6 47% 5/25/2010	12/19/96	08/25/01	4,381 67	4,314 57	67 10
0	GNMA #1095 DTD 9/1/1972 6 5% 7/15/2002	05/20/87	09/15/01	341 40	295 31	46 09
0	FHLMC GOLD #C00109 DTD 4/1/1992 8% 4/1/2022	03/30/92	09/15/01	2,324 19	2,302 66	21 53
0	FHLMC GOLD #B70037 DTD 12/1/1991 9 5% 6/1/2020	04/16/93	09/15/01	7,310 58	7,937 69	627 11-

CONFIDENTIAL

Gain/loss period is long
 Disposal method redemption

FEDERAL SCHEDULE D CHRONOLOGICALLY

01/01/2001 TO 12/31/2001

ADMINISTRATOR JULIUS J CIESIELKA
 INV OFFICER STEVE LEHMAN
 TAX OFFICER FRANCIS MEHAFFEY

ACCOUNT 0049-03-1/3 (cont)
 THE J N PEW JR TRUST
 TAXPAYER ID 23-6299309

UNITS	SECURITY	ACQUIRED DATE	DISPOSED DATE	PROCEEDS	BASIS DISPOSED	GAIN/(LOSS)
0	GNMA #354711 DTD	12/30/96	09/15/01	2,339 46	2,264 89	74 57
0	GNMA #389210 DTD 3/1/1994	05/21/98	09/15/01	82 56	85 04	2 48-
0	GNMA #298598 DTD	12/1/1991	09/15/01	235 91	248 67	12 76-
0	GNMA #298598 DTD	12/1/1991	09/15/01	81 61	86 81	5 20-
0	GNMA #385941 DTD	12/18/96	09/15/01	22 93	23 41	0 48-
0	GNMA #366782 DTD 5/1/1994	01/24/95	09/15/01	3,029 33	2,714 09	315 24
0	GNMA #301041 DTD 2/1/1991	05/21/98	09/15/01	75 51	78 79	3 28-
0	FHLMC GOLD #D65025 DTD	07/10/96	09/15/01	528 65	551 77	23 12-
0	FHLMC GOLD #A01668 DTD	12/05/96	09/15/01	336 70	350 85	14 15-
0	FHLMC GOLD #G00802 DTD	11/03/97	09/15/01	13,696 81	13,465 67	231 14
0	FHLMC GOLD #G00804 DTD	11/03/97	09/15/01	5,058 18	5,298 45	240 27-
0	FHLMC GOLD #G00803 DTD	11/03/97	09/15/01	9,052 33	9,284 29	231 96-
0	FHLMC GOLD #G00805 DTD	11/03/97	09/15/01	388 01	411 96	23 95-
0	FHLMC #555359 DTD	11/03/97	09/15/01	118 54	118 39	0 15
0	FHLMC GOLD #D78101 DTD	01/12/99	09/15/01	2,186 16	2,292 73	106 57-
0	GNMA #451439 DTD 9/1/1997	06/15/00	09/15/01	58,371 17	58,188 76	182 41
0	GNMA #50207 DTD 6/1/1989	10/13/89	09/25/01	136 16	140 58	4 42-
0	FNMA #166121 DTD 7/1/1992	07/25/94	09/25/01	16,920 13	17,425 09	504 96-
0	FNMA #288864 DTD 7/1/1994	06/22/94	09/25/01	6 64	06 61	0 03
0	FNMA #22355 DTD 12/1/1985	04/25/95	09/25/01	365 73	361 21	4 52

Gain/loss period is long disposal method redemption

CONFIDENTIAL

01/01/2001 TO 12/31/2001

ADMINISTRATOR JULIUS J CIESIELKA
 INV OFFICER STEVE LEHMAN
 TAX OFFICER FRANCIS MEHAFFEY

ACCOUNT 0049-03-1/3 (cont)
 THE J N PEW JR TRUST
 TAXPAYER ID 23-6299309

UNITS	SECURITY	ACQUIRED DATE	DISPOSED DATE	PROCEEDS	BASIS DISPOSED	GAIN/(LOSS)
-------	----------	---------------	---------------	----------	----------------	-------------

0	FNMA #316218 DTD 6/1/1995	06/21/95	09/25/01	132 28	128 93	3 35
0	FNMA #44097 DTD 6/1/1991	12/05/96	09/25/01	2,954 11	2,962 89	8 78-
0	FNMA #363680 DTD 11/1/1996	08/21/96	09/25/01	10,969 20	11,068 61	99 41-
0	FNMA #1405 DTD 1/1/1983	12/05/96	09/25/01	782 60	780 89	1 71
0	FNMA #368076 DTD 4/1/2004	12/09/96	09/25/01	88 61	90 28	1 67-
0	FNMA #365834 DTD 12/1/1996	12/05/96	09/25/01	6,700 49	6,754 40	53 91-
0	FNMA #313799 DTD 12/1/1996	10/17/97	09/25/01	666 81	711 87	45 06-
0	FNMA #313800 DTD 8/1/2019	10/17/97	09/25/01	3,384 25	3,588 76	204 51-
0	FNMA #313801 DTD 8/1/2012	10/17/97	09/25/01	1,496 24	1,571 70	75 46-
0	FNMA #313807 DTD 7/1/2023	10/17/97	09/25/01	3,312 94	3,416 86	103 92-
0	FNMA #313811 DTD 3/1/2012	10/17/97	09/25/01	1,019 69	1,031 36	11 67-
0	FNMA #313814 DTD 6/1/2021	10/17/97	09/25/01	302 44	300 99	1 45
0	FNMA #313815 DTD 6/1/1997	10/17/97	09/25/01	586 82	586 64	0 18
0	FNMA #493525 DTD 4/1/1999	05/07/99	09/25/01	246 94	244 67	2 27
0	FNMA #492322 DTD 4/1/1999	05/07/99	09/25/01	12,675 94	12,559 09	116 85
0	FNMA #515300 DTD 9/1/1999	10/07/99	09/25/01	6,389 41	6,379 42	9 99
0	CHASE 1993-M AS DTD 7/1/2029	12/11/97	09/25/01	14,502 49	14,425 45	77 04
0	COUNTRYWIDE 6 5 6/25/13	02/25/98	09/25/01	9,552 52	9,489 83	62 69
0	PNC MORTGAGE SECURITIES	04/06/00	09/25/01	8,994 98	8,622 53	372 45

Gain/loss period as long disposal method redemption

CONFIDENTIAL

01/01/2001 TO 12/31/2001

ACCOUNT 0049-03-1/3 (cont)
 THE J N PEM JR TRUST
 TAXPAYER ID 23-6299309

UNITS	SECURITY	DATE ACQUIRED	DATE DISPOSED	PROCEEDS	BASIS DISPOSED	GAIN/(LOSS)
0	BEAR STEARNS 95-1 1A DTD	04/06/95	09/25/01	26,717 31	25,202 30	1,515 01
0	BEAR STEARNS 95-1 1A DTD	12/19/96	09/25/01	6,072 11	5,979 14	92 97
0	BEAR STEARNS 95-1 1A DTD	10/13/88	09/25/01	177 07	160 34	16 73
0	GNMA #1095 DTD 9/1/1972	05/20/87	10/15/01	318 31	275 34	42 97
0	FHLMC GOLD #C00109 DTD	03/30/92	10/15/01	1,625 06	1,610 01	15 05
0	FHLMC GOLD #B70037 DTD	04/16/93	10/15/01	71 21	77 32	6 11-
0	GNMA #354711 DTD	12/30/96	10/15/01	4,757 78	4,606 12	151 66
0	GNMA #389210 DTD 3/1/1994	05/21/98	10/15/01	63 06	64 95	1 89-
0	GNMA #298598 DTD	03/14/94	10/15/01	2,907 28	3,064 52	157 24-
0	GNMA #298598 DTD	05/21/98	10/15/01	1,005 66	1,069 77	64 11-
0	GNMA #385941 DTD	12/18/96	10/15/01	22 38	22 84	0 46-
0	GNMA #366782 DTD 5/1/1994	01/24/95	10/15/01	12,573 67	11,265 23	1,308 44
0	GNMA #301041 DTD 2/1/1991	05/21/98	10/15/01	75 56	78 84	3 28-
0	FHLMC GOLD #D65025 DTD	07/10/96	10/15/01	62 20	64 92	2 72-
0	FHLMC GOLD #A01668 DTD	12/05/96	10/15/01	3,678 94	3,833 57	154 63-
0	FHLMC GOLD #G00802 DTD	11/03/97	10/15/01	10,087 38	9,917 16	170 22
0	FHLMC GOLD #G00803 DTD	11/03/97	10/15/01	7,244 46	7,430 10	185 64-
0	FHLMC GOLD #G00804 DTD	11/03/97	10/15/01	7,014 00	7,347 17	333 17-
0	FHLMC GOLD #G00805 DTD	11/03/97	10/15/01	688 69	731 20	42 51-
0	FHLMC #555359 DTD	11/03/97	10/15/01	113 84	113 70	0 14

CONFIDENTIAL

Gain/loss period is long disposal method redemption

01/01/2001 TO 12/31/2001

ACCOUNT 0049-03-1/3 (cont)
 THE J N PEM JR TRUST
 TAXPAYER ID 23-6299309

UNITS	SECURITY	DATE ACQUIRED	DATE DISPOSED	PROCEEDS	BASIS DISPOSED	GAIN/(LOSS)
0	FHMC GOLD #D78101 DTD	01/12/99	10/15/01	148 01	155 22	7 21-
0	GNMA #451439 DTD 9/1/1997	06/15/00	10/15/01	70,883 05	70,661 54	221 51
0	FNMA STRIPS SER F-1 #8196	10/13/88	10/25/01	103 76	93 96	9 80
0	FNMA #50207 DTD 6/1/1989	10/13/89	10/25/01	137 41	141 88	4 47-
0	FNMA #166121 DTD 7/1/1992	07/25/94	10/25/01	403 11	415 14	12 03-
0	FNMA #288864 DTD 7/1/1994	06/22/94	10/25/01	6 69	06 66	0 03
0	FNMA #222355 DTD 12/1/1985	04/25/95	10/25/01	318 12	314 19	3 93
0	FNMA #316218 DTD 6/1/1995	06/21/95	10/25/01	156 17	152 22	3 95
0	FNMA #44097 DTD 6/1/1991	12/05/96	10/25/01	2,585 14	2,592 82	7 68-
0	FNMA #363680 DTD	08/21/96	10/25/01	7,238 47	7,304 07	65 60-
0	FNMA #1405 DTD 1/1/1983	12/05/96	10/25/01	570 53	569 28	1 25
0	FNMA #368076 DTD	12/09/96	10/25/01	82 63	84 18	1 55-
0	FNMA #365834 DTD	12/05/96	10/25/01	3,670 01	3,699 54	29 53-
0	FNMA #313799 DTD	12/1/1996	8% 12/1/2026	924 94	987 45	62 51-
0	FNMA #313800 DTD	10/1/1997	8 5% 1/1/2025	4,291 92	4,551 28	259 36-
0	FNMA #313801 DTD	10/1/1997	8 5% 1/1/2012	726 30	762 93	36 63-
0	FNMA #313807 DTD	10/1/1997	7 5% 2/1/2023	1,678 17	1,730 81	52 64-
0	FNMA #313811 DTD	10/1/1997	7 5% 3/1/2012	1,114 36	1,127 12	12 76-
0	FNMA #313814 DTD	10/1/1997	7 5% 6/1/2021	580 08	577 29	2 79
0	FNMA #313815 DTD	10/1/1997	6 5% 1/1/2011	394 68	394 55	0 13

CONFIDENTIAL

Gain/loss period is long disposal method redemption

01/01/2001 TO 12/31/2001

ACCOUNT 0049-03-1/3 (cont)
 THE J N BEW JR TRUST
 TAXPAYER ID 23-6299309

ADMINISTRATOR JULIUS J CIESIELKA
 INV OFFICER STEVE LEHMAN
 TAX OFFICER FRANCIS MEHAFFEY

UNITS	SECURITY	DATE ACQUIRED	DATE DISPOSED	PROCEEDS	BASIS DISPOSED	GAIN/(LOSS)
-------	----------	------------------	------------------	----------	----------------	-------------

0	FNMA #493525 DTD 4/1/1999 10/25/01	05/07/99	10/25/01	234 93	232 77	2 16
0	FNMA #492322 DTD 4/1/1999 10/25/01	05/07/99	10/25/01	7,541 45	7,471 93	69 52
0	FNMA #515300 DTD 9/1/1999 10/25/01	10/07/99	10/25/01	3,458 26	3,452 85	5 41
0	CHASE 1993-M A5 DTD 11/1/1993 6 25%	12/11/97	10/25/01	13,982 58	13,908 30	74 28
0	COUNTRYWIDE 6 5 6/25/13 DTD 4/1/1998 6 5%	02/25/98	10/25/01	6,007 99	5,968 56	39 43
0	PNC MORTGAGE SECURITIES CORP 1998-11 2A1DTD 10/1/1998 6 5% 11/25/2013	04/06/95	10/25/01	22,245 35	20,983 93	1,261 42
0	BEAR STEARNS 95-1 1A DTD 4/1/1995 6 47% 5/25/2010	04/06/95	10/25/01	22,245 35	20,983 93	1,261 42
0	BEAR STEARNS 95-1 1A DTD 4/1/1995 6 47% 5/25/2010	12/19/96	10/25/01	5,055 76	4,978 35	77 41
0	GLENMEDE FUND INC - ADVISOR SMALL CAP	n/a	10/26/01	534,795 77	0 00	534,795 77
0	GNMA #1095 DTD 9/1/1972 6 5% 7/15/2002	05/20/87	11/15/01	245 13	212 04	33 09
0	FHLMC GOLD #C00109 DTD 4/1/1992 8% 4/1/2022	03/30/92	11/15/01	1,694 39	1,678 69	15 70
0	FHLMC GOLD #B70037 DTD 12/1/1991 9 5% 6/1/2020	04/16/93	11/15/01	66 98	72 73	5 75-
0	GNMA #354711 DTD 12/1/1993 6 5% 12/15/2023	12/30/96	11/15/01	2,954 57	2,860 39	94 18
0	GNMA #389210 DTD 3/1/1994 7 5% 3/15/2024	05/21/98	11/15/01	1,501 04	1,546 07	45 03-
0	GNMA #389210 DTD 3/1/1994 7 5% 3/15/2024	10/18/00	11/15/01	900 62	909 06	8 44-
0	GNMA #298598 DTD 12/1/1991 8 5% 12/15/2021	03/14/94	11/15/01	5,366 19	5,656 44	290 25-
0	GNMA #298598 DTD 12/1/1991 8 5% 12/15/2021	05/21/98	11/15/01	1,856 23	1,974 56	118 33-
0	GNMA #385941 DTD 10/1/1994 8% 10/15/2024	12/18/96	11/15/01	23 20	23 68	0 48-

CONFIDENTIAL

FEDERAL SCHEDULE D CHRONOLOGICALLY

01/01/2001 TO 12/31/2001

ACCOUNT 0049-03-1/3 (cont)
 THE J N PEW JR TRUST
 TAXPAYER ID 23-6299309

ADMINISTRATOR JULIUS J CIESIELKA
 INV OFFICER STEVE LEHMAN
 TAX OFFICER FRANCIS MEHAFFEY

UNITS	SECURITY	DATE ACQUIRED	DATE DISPOSED	PROCEEDS	BASIS DISPOSED	GAIN/(LOSS)
0	FNMA #365834 DTD 12/1/1996 8% 12/1/2026	12/05/96	11/25/01	6,812 68	6,867 50	54 82-
0	FNMA #313799 DTD 10/1/1997 8 5% 1/1/2025	10/17/97	11/25/01	1,037 69	1,107 82	70 13-
0	FNMA #313800 DTD 10/1/1997 8 5% 8/1/2019	10/17/97	11/25/01	2,499 63	2,650 68	151 05-
0	FNMA #313801 DTD 10/1/1997 8 5% 1/1/2012	10/17/97	11/25/01	1,723 41	1,810 33	86 92-
0	FNMA #313807 DTD 10/1/1997 7 5% 2/1/2023	10/17/97	11/25/01	1,869 04	1,927 67	58 63-
0	FNMA #313811 DTD 10/1/1997 7% 3/1/2012	10/17/97	11/25/01	1,544 28	1,561 96	17 68-
0	FNMA #313814 DTD 10/1/1997 6 5% 6/1/2021	10/17/97	11/25/01	430 05	427 98	2 07
0	FNMA #313815 DTD 10/1/1997 6 5% 1/1/2011	10/17/97	11/25/01	353 80	353 69	0 11
0	FNMA #493525 DTD 05/07/99 11/25/01	05/07/99	11/25/01	5,042 37	4,995 89	46 48
0	FNMA #492322 DTD 4/1/1999 11/25/01	05/07/99	11/25/01	10,277 60	10,182 85	94 75
0	FNMA #515300 DTD 9/1/1999 11/25/01	10/07/99	11/25/01	114 58	114 40	0 18
0	COUNTRYWIDE 6 5 6/25/13 DTD 4/1/1998 6 5%	02/25/98	11/25/01	30,155 79	29,957 89	197 90
0	CHASE 1993-M A5 DTD 6/25/2013	12/11/97	11/25/01	13,480 24	13,408 63	71 61
0	FNC MORTGAGE SECURITIES 11/25/2009	04/06/00	11/25/01	14,943 35	14,324 60	618 75
0	FNMA STRIPS SER F-1 #8196 DTD 10/1/1998 6 5% 10/13/88 11/25/01	10/13/88	11/25/01	110 20	99 79	10 41
0	BEAR STEARNS 95-1 1A DTD 5/1/2009	04/06/95	11/25/01	22,840 07	21,544 93	1,295 14
0	BEAR STEARNS 95-1 1A DTD 4/1/1995 6 47% 5/25/2010	12/19/96	11/25/01	5,190 93	5,111 44	79 49
0	GNMA #1095 DTD 9/1/1972 05/20/87 12/15/01	05/20/87	12/15/01	441 00	381 46	59 54

CONFIDENTIAL

Gain/loss period is long
 Disposal method is redemption

FEDERAL SCHEDULE D CHRONOLOGICALLY

01/01/2001 TO 12/31/2001

ACCOUNT 0049-03-1/3 (cont)
 THE J N FEW JR TRUST
 TAXPAYER ID 23-6299309

ADMINISTRATOR JULIUS J CIESIELKA
 INV OFFICER STEVE LEHMAN
 TAX OFFICER FRANCIS MEHAFFEY

UNITS	SECURITY	ACQUIRED DATE	DISPOSED DATE	PROCEEDS	BASIS DISPOSED	GAIN/(LOSS)
-------	----------	---------------	---------------	----------	----------------	-------------

0	FHLMC GOLD #C00109 DTD	03/30/92	12/15/01	2,539 82	2,516 29	23 53
0	FHLMC GOLD #B70037 DTD	04/16/93	12/15/01	67 61	73 41	5 80-
0	GNMA #354711 DTD	12/30/96	12/15/01	3,120 45	3,020 98	99 47
0	GNMA #389210 DTD 3/1/1994	05/21/98	12/15/01	1,725 21	1,776 97	51 76-
0	GNMA #389210 DTD 3/1/1994	10/18/00	12/15/01	1,035 13	1,044 82	9 69-
0	GNMA #298598 DTD	03/14/94	12/15/01	5,421 69	5,714 94	293 25-
0	GNMA #298598 DTD	05/21/98	12/15/01	1,875 43	1,994 99	119 56-
0	GNMA #385941 DTD	12/18/96	12/15/01	858 21	875 91	17 70-
0	GNMA #366782 DTD 5/1/1994	01/24/95	12/15/01	7,038 86	6,306 38	732 48
0	GNMA #301041 DTD 2/1/1991	05/21/98	12/15/01	73 63	76 83	3 20-
0	FHLMC GOLD #D65025 DTD	07/10/96	12/15/01	83 75	87 41	3 66-
0	FHLMC GOLD #A01668 DTD	12/05/96	12/15/01	1,250 64	1,303 21	52 57-
0	FHLMC GOLD #G00802 DTD	11/03/97	12/15/01	36,363 20	35,749 58	613 62
0	FHLMC GOLD #G00803 DTD	11/03/97	12/15/01	8,440 52	8,656 81	216 29-
0	FHLMC GOLD #G00804 DTD	11/03/97	12/15/01	4,783 84	5,011 08	227 24-
0	FHLMC GOLD #G00805 DTD	11/03/97	12/15/01	781 63	829 87	48 24-
0	FHLMC #555359 DTD	11/03/97	12/15/01	92 21	92 09	0 12
0	FHLMC GOLD #D78101 DTD	01/12/99	12/15/01	76 78	80 52	3 74-
0	GNMA #451439 DTD 9/1/1997	06/15/00	12/15/01	93,380 54	93,088 73	291 81
0	FHMA #50207 DTD 6/1/1989	10/13/89	12/25/01	139 95	144 50	4 55-

CONFIDENTIAL

Gain/Loss period is long
 Disposal method is redemption

FEDERAL SCHEDULE D CHRONOLOGICALLY

01/01/2001 TO 12/31/2001

ADMINISTRATOR JULIUS J CIESIELKA
 INV OFFICER STEVE LEHMAN
 TAX OFFICER FRANCIS MEHAFFEY

ACCOUNT 0049-03-1/3 (cont)
 THE J N FEM TRUST
 TAXPAYER ID 23-6299309

UNITS	SECURITY	ACQUIRED DATE	DISPOSED DATE	PROCEEDS	BASIS DISPOSED	GAIN/(LOSS)
-------	----------	---------------	---------------	----------	----------------	-------------

0	FNMA #166121 DTD 7/1/1992	07/25/94	12/25/01	405 31	417 40	12 09-
0	9% 6/1/2020 FNMA #288864 DTD 7/1/1994	06/22/94	12/25/01	6 79	06 75	0 04
0	8% 7/1/2024 FNMA #22355 DTD 12/1/1985	04/25/95	12/25/01	341 75	337 54	4 21
0	6 75% 1/1/2004 FNMA #316218 DTD 6/1/1995	06/21/95	12/25/01	63 48	61 87	1 61
0	6 5% 8/1/2007 FNMA #44097 DTD 6/1/1991	12/05/96	12/25/01	2,794 09	2,802 39	8 30-
0	6 5% 12/1/2003 FNMA #363680 DTD 11/1/1996	08/21/96	12/25/01	22,276 53	22,478 41	201 88-
0	11/1/1996 8% 11/1/2026 FNMA #1405 DTD 1/1/1983	12/05/96	12/25/01	437 25	436 29	0 96
0	6 25% 4/1/2004 FNMA #368076 DTD 12/1/1996	08/09/96	12/25/01	5,047 46	5,142 10	94 64-
0	12/1/1996 8% 11/1/2025 FNMA #365834 DTD 12/1/1996	12/05/96	12/25/01	1,583 17	1,595 91	12 74-
0	12/1/1996 8% 12/1/2026 FNMA #313799 DTD 10/17/97	10/17/97	12/25/01	1,304 47	1,392 63	88 16-
0	10/1/1997 8 5% 1/1/2025 FNMA #313800 DTD 10/17/97	10/17/97	12/25/01	3,027 20	3,210 13	182 93-
0	10/1/1997 8 5% 8/1/2019 FNMA #313801 DTD 10/17/97	10/17/97	12/25/01	980 11	1,029 54	49 43-
0	10/1/1997 8 5% 1/1/2012 FNMA #313807 DTD 10/17/97	10/17/97	12/25/01	9,529 18	9,828 09	298 91-
0	10/1/1997 7 5% 2/1/2023 FNMA #313811 DTD 10/17/97	10/17/97	12/25/01	3,141 30	3,177 26	35 96-
0	10/1/1997 7% 3/1/2012 FNMA #313814 DTD 10/17/97	10/17/97	12/25/01	147 51	146 80	0 71
0	10/1/1997 6 5% 6/1/2021 FNMA #313815 DTD 10/17/97	10/17/97	12/25/01	479 76	479 61	0 15
0	10/1/1997 6 5% 1/1/2011 FNMA #493525 DTD 4/1/1999	05/07/99	12/25/01	3,134 82	3,105 92	28 90
0	6 5% 4/1/2029 FNMA #492322 DTD 4/1/1999	05/07/99	12/25/01	10,656 12	10,557 88	98 24
0	6 5% 4/1/2029 FNMA #515300 DTD 9/1/1999	10/07/99	12/25/01	11,425 00	11,407 15	17 85
0	7 5% 9/1/2029 FNMA #505812 DTD 7/1/1999	11/08/00	12/25/01	438 36	420 21	18 15

CONFIDENTIAL

Gain/loss period is long disposal method redemption

01/01/2001 TO 12/31/2001

ADMINISTRATOR JULIUS J CIESIELKA
 INV OFFICER STEVE LEHMAN
 TAX OFFICER FRANCIS MEHAFFREY

ACCOUNT 0049-03-1/3 (cont)
 THE J N PEM JR TRUST
 TAXPAYER ID 23-6299309

UNITS	SECURITY	ACQUIRED DATE	DISPOSED DATE	PROCEEDS	BASIS DISPOSED	GAIN/(LOSS)
0	COUNTRYWIDE 6 5 6/25/13 DTD 4/1/1998 6 5%	02/25/98	12/25/01	26,842 01	26,665 86	176 15
0	CHASE 1993-M AS DTD 11/1/1993 6 25%	12/11/97	12/25/01	12,412 21	12,346 27	65 94
0	PNC MORTGAGE SECURITIES CORP 1998-11 2A1DTD 10/1/1998 6 5% 11/25/2013	04/06/00	12/25/01	17,661 13	16,929 85	731 28
0	FNMA STRIPS SER F-1 #8196 DTD 10/1/1986 6 5%	10/13/88	12/25/01	94 29	85 38	8 91
0	BEAR STEARNS 95-1 1A DTD 5/1/2009	04/06/95	12/25/01	39,134 27	36,915 16	2,219 11
0	BEAR STEARNS 95-1 1A DTD 4/1/1995 6 47% 5/25/2010	12/19/96	12/25/01	8,894 15	8,757 96	136 19

Total for disposal method redemption				3,701,126 58	3,039,790 05	661,336 53

120	COPART INC	12/16/98	01/04/01	2,384 92	740 25	1,644 67
462	CORPORATE OFFICE PROPERTIES	04/22/99	01/08/01	4,245 63	3,319 47	926 16
900	STARWOOD HOTELS & RESORTS WORLDWIDE	02/09/98	01/05/01	34,144 86	46,910 25	12,765 39-
420	STARWOOD HOTELS & RESORTS WORLDWIDE	05/02/96	01/05/01	15,934 27	9,399 60	6,534 67
300	STARWOOD HOTELS & RESORTS WORLDWIDE	03/16/99	01/05/01	11,381 62	9,393 00	1,988 62
30	STARWOOD HOTELS & RESORTS WORLDWIDE	12/21/95	01/05/01	1,138 16	586 40	551 76
450	APARTMENT INVT & MGMT CO-A	03/17/97	01/05/01	21,578 71	13,239 00	8,339 71
1,591	APARTMENT INVT & MGMT CO-A	11/18/98	01/05/01	76,292 75	53,990 58	22,302 17
208	CORPORATE OFFICE PROPERTIES	04/22/99	01/05/01	1,953 80	1,494 48	459 32
2,225	ALLTEL CORP	09/01/98	01/05/01	144,910 08	98,169 23	46,740 85
575	AMERICAN GENERAL CORP	10/05/98	01/05/01	44,095 28	35,691 23	8,404 05

CONFIDENTIAL

FEDERAL SCHEDULE D CHRONOLOGICALLY

01/01/2001 TO 12/31/2001

ADMINISTRATOR JULIUS J CIESIELKA
 INV OFFICER STEVE LEHMAN
 TAX OFFICER FRANCIS MEHAFFEY

ACCOUNT 0049-03-1/3 (cont)
 THE J N PEM JR TRUST
 TAXPAYER ID 23-6299309

UNITS	SECURITY	DATE ACQUIRED	DATE DISPOSED	PROCEEDS	BASIS DISPOSED	GAIN/(LOSS)
1,600	WYETH	11/10/99	01/05/01	91,230 23	87,061 28	4,168 95
825	AMERICAN INTERNATIONAL GROUP INC	12/16/99	01/05/01	72,807 20	59,476 94	13,330 26
1,775	ANHUEUSER BUSCH COS INC	02/11/99	01/05/01	72,665 54	64,438 09	8,227 45
2,275	CITIGROUP INC	12/16/99	01/05/01	122,707 81	92,465 78	30,242 03
1,025	COASTAL CORP	10/15/99	01/05/01	79,185 78	41,202 95	37,982 83
1,625	EQUITY RESIDENTIAL PROPS TR	07/30/99	01/05/01	86,144 22	66,954 88	19,189 34
1,300	EXXON MOBIL CORPORATION	04/29/99	01/05/01	109,017 09	103,368 19	5,648 90
1,000	HOUSEHOLD INTERNATIONAL INC	03/11/99	01/05/01	54,119 69	45,823 50	8,296 19
900	JP MORGAN CHASE & CO	02/01/99	01/05/01	44,523 04	46,326 12	1,803 08-
675	KERR MCGEE CORP	08/12/99	01/05/01	43,662 27	39,421 42	4,240 85
1,325	KIMBERLY CLARK CORP	04/23/99	01/05/01	86,247 86	78,881 09	7,366 77
825	MCGRAW HILL INC	04/03/97	01/05/01	49,667 30	51,058 91	28,608 39
1,700	TYCO INTERNATIONAL LTD	12/07/98	01/05/01	94,775 74	57,751 21	37,024 53
2,050	VERIZON COMMUNICATIONS	04/19/99	01/05/01	112,438 33	120,464 77	8,026 44-
24,385 61	ARGO PARTNERSHIP LP II	09/25/98	01/05/01	24,385 61	24,385 61	0 00
1,700	COASTAL CORP	10/19/99	01/10/01	129,788 62	68,026 86	61,761 76
400	METRIS COMPANIES INC	05/05/97	01/10/01	11,985 15	4,229 13	7,756 02
120,170 61	WESTBROOK REAL EST FD II LP MANAGEMENT	12/17/97	01/10/01	158,914 88	120,170 61	38,744 27
14,184 54	WESTBROOK REAL ESTATE FUND III L P	03/02/99	01/10/01	14,184 54	14,184 54	0 00
411	VINTAGE PETROLEUM INC	12/03/99	01/11/01	8,475 89	4,774 05	3,701 84
189	VINTAGE PETROLEUM INC	01/04/00	01/11/01	3,897 67	2,183 46	1,714 21
308	TYCO INTERNATIONAL LTD	12/07/98	01/11/01	17,766 91	10,463 16	7,303 75
1,992	TYCO INTERNATIONAL LTD	12/04/98	01/11/01	114,908 06	66,842 56	48,065 50
2,500	ANHUEUSER BUSCH COS INC	02/12/99	01/11/01	100,015 90	90,692 12	9,323 78
1,750	VINTAGE PETROLEUM INC	01/04/00	01/12/01	35,130 07	20,217 23	14,912 84
407	AMER ORTHODONTIC CENTER OF	02/26/99	01/12/01	11,599 68	6,152 62	5,447 06
643	AMER ORTHODONTIC CENTER OF	03/04/99	01/12/01	18,325 79	9,683 58	8,642 21
3,200	AMER ANHUEUSER BUSCH COS INC	02/11/99	01/12/01	128,803 70	116,170 09	12,633 61
2,375	COASTAL CORP	10/15/99	01/12/01	180,426 05	95,470 25	84,955 80
557	AMER ORTHODONTIC CENTER OF	03/04/99	01/12/01	15,631 68	8,388 42	7,243 26

CONFIDENTIAL

01/01/2001 TO 12/31/2001

ADMINISTRATOR JULIUS J CIESIELKA
 INV OFFICER STEVE LEHMAN
 TAX OFFICER FRANCIS MEHAFFEY

ACCOUNT 0049-03-1/3 (cont)
 THE J N PEM JR TRUST
 TAXPAYER ID 23-6299309

UNITS	SECURITY	DATE ACQUIRED	DATE DISPOSED	PROCEEDS	BASIS DISPOSED	GAIN/(LOSS)
2,915 19	WALTON STREET REAL ESTATE	03/14/97	01/16/01	2,915 19	2,915 19	0 00
95,490 81	FUND I L L C WALTON STREET REAL ESTATE	05/28/97	01/16/01	95,490 81	95,490 81	0 00
90	VINTAGE PETROLEUM INC	01/04/00	01/16/01	1,800 39	1,039 74	760 65
799	VINTAGE PETROLEUM INC	12/06/99	01/16/01	15,983 46	8,906 29	7,077 17
522	DATASCOPE CORP	08/19/99	01/16/01	18,595 68	17,845 88	749 80
4,900	DIME BANCORP - WT	08/20/99	01/16/01	1,022 59	1,729 61	707 02-
3,000	DIME BANCORP - WT	09/01/99	01/16/01	626 08	997 98	371 90-
501	ORTHODONTIC CENTER OF AMER	03/01/99	01/16/01	13,014 74	7,537 40	5,477 34
199	ORTHODONTIC CENTER OF AMER	03/01/99	01/16/01	5,169 53	2,993 90	2,175 63
445	VINTAGE PETROLEUM INC	12/06/99	01/17/01	8,900 81	4,960 33	3,940 48
900	ORTHODONTIC CENTER OF AMER	03/25/99	01/17/01	20,660 43	11,792 25	8,868 18
1,600	ORTHODONTIC CENTER OF AMER	05/04/99	01/17/01	36,729 65	19,296 00	17,433 65
1,750	ORTHODONTIC CENTER OF AMER	03/01/99	01/17/01	40,173 06	26,328 22	13,844 84
1,200	ORTHODONTIC CENTER OF AMER	03/29/99	01/17/01	27,547 24	17,708 52	9,838 72
461	DATASCOPE CORP	08/19/99	01/17/01	16,752 69	15,760 44	992 25
850	KERR MCGEE CORP	08/12/99	01/17/01	55,591 80	49,641 78	5,950 02
600	KERR MCGEE CORP	08/12/99	01/17/01	39,241 27	35,041 26	4,200 01
210	PITTSN BRINK'S GROUP	07/07/97	01/17/01	4,543 47	6,371 23	1,827 76-
235	PITTSN BRINK'S GROUP	07/07/97	01/17/01	5,084 36	7,129 71	2,045 35-
225	PITTSN BRINK'S GROUP	07/02/97	01/17/01	4,868 01	6,723 56	1,855 55-
200	LA-Z-BOY INC	05/05/97	01/17/01	3,400 38	2,331 67	1,068 71
10	LA-Z-BOY INC	11/21/96	01/17/01	170 02	101 90	68 12
516	VINTAGE PETROLEUM INC	12/06/99	01/18/01	9,858 05	5,751 75	4,106 30
607	DATASCOPE CORP	08/19/99	01/18/01	22,166 96	20,751 81	1,415 15
41	DATASCOPE CORP	08/19/99	01/18/01	1,497 27	1,401 69	95 58
530	PITTSN BRINK'S GROUP	07/02/97	01/18/01	11,185 27	15,837 73	4,652 46-
346	PITTSN BRINK'S GROUP	09/01/99	01/18/01	7,302 09	8,239 13	937 04-
100	SYMANTEC CORP	11/20/96	01/18/01	4,981 73	1,417 23	3,564 50
3,000	KERR MCGEE CORP	08/12/99	01/18/01	190,664 33	175,206 30	15,458 03

CONFIDENTIAL

FEDERAL SCHEDULE D CHRONOLOGICALLY

01/01/2001 TO 12/31/2001

ADMINISTRATOR JULIUS J CIESIELKA
 INV OFFICER STEVE LEHMAN
 TAX OFFICER FRANCIS MEHAFFREY

ACCOUNT 0049-03-1/3 (cont)
 THE J N PEM JR TRUST
 TAXPAYER ID 23-6299309

UNITS	SECURITY	ACQUIRED DATE	DISPOSED DATE	PROCEEDS	BASIS DISPOSED	GAIN/(LOSS)
1,600	KERR MCGEE CORP	08/12/99	01/18/01	101,687 64	93,443 36	8,244 28
650	SYMANTEC CORP	11/20/96	01/18/01	32,336 42	9,212 00	23,124 42
139	DATASCOPE CORP	08/19/99	01/19/01	5,049 32	4,752 06	297 26
1,090	LA-Z-BOY INC	11/21/96	01/19/01	17,930 66	11,107 10	6,823 56
391	PITTSN BRINK'S GROUP	09/01/99	01/19/01	8,263 78	9,310 69	1,046 91-
38,033 28	APOLLO REAL ESTATE ADVISORS III L P	05/01/98	01/19/01	58,630 00	38,033 28	20,596 72
534	LA-Z-BOY INC	11/20/96	01/22/01	8,656 12	5,368 12	3,288 00
1,666	LA-Z-BOY INC	11/21/96	01/22/01	27,005 78	16,976 54	10,029 24
510	DATASCOPE CORP	08/19/99	01/22/01	18,333 88	17,435 62	898 26
389	PITTSN BRINK'S GROUP	09/01/99	01/23/01	8,222 25	9,263 06	1,040 81-
43,079 98	ARGO PARTNERSHIP LP II	09/25/98	01/23/01	43,079 98	43,079 98	0 00
387	PITTSN BRINK'S GROUP	09/01/99	01/24/01	8,449 09	9,215 44	766 35-
1,350	AMERICAN INTERNATIONAL GROUP INC	12/16/99	01/24/01	117,801 66	97,325 91	20,475 75
250	AMERICAN INTERNATIONAL GROUP INC	12/16/99	01/24/01	21,815 12	18,023 32	3,791 80
2,600	AMERICAN INTERNATIONAL GROUP INC	12/16/99	01/24/01	226,877 27	187,442 50	39,434 77
900	FLEETBOSTON FINANCIAL CORPORATION	07/16/98	01/25/01	38,419 71	39,268 04	848 33-
8,912 2	INFORMATION TECHNOLOGY VENTURES L P	08/30/99	01/31/01	8,912 20	8,912 20	0 00
1,539	K/B OPPORTUNITY FUND II L P	01/27/97	01/31/01	1,539 00	1,539 00	0 00
1,000	REGENCY CENTERS CORP	12/26/97	01/31/01	24,189 19	25,763 75	1,574 56-
76,100	TRANSWESTERN OFFICE PARTNERS II	04/09/98	01/31/01	136,472 74	76,100 00	60,372 74
3,400	ALLTEL CORP	09/01/98	02/02/01	194,917 53	150,011 40	44,906 13
2,400	ALLTEL CORP	09/03/98	02/02/01	137,588 84	105,099 36	32,489 48
3,000	HCA - THE HEALTHCARE COMPANY	01/24/00	02/02/01	109,909 72	87,380 40	22,529 32
2,019	GRANITE CONSTRUCTION	11/21/96	02/02/01	61,631 14	24,788 88	36,842 26
871	GRANITE CONSTRUCTION	11/20/96	02/02/01	26,587 78	10,727 82	15,859 96

CONFIDENTIAL

Gain/Loss period is long
 Disposal method sale

01/01/2001 TO 12/31/2001

ACCOUNT 0049-03-1/3 (cont)
 THE J N PEW JR TRUST
 TAXPAYER ID 23-6299309

FEDERAL SCHEDULE D CHRONOLOGICALLY

UNITS	SECURITY	DATE ACQUIRED	DATE DISPOSED	PROCEEDS	BASIS DISPOSED	GAIN/(LOSS)
1,200	GRANITE CONSTRUCTION	03/03/97	02/02/01	36,630 70	14,200 00	22,430 70
1,443	CABLE DESIGN TECHNOLOGIES	11/03/98	02/02/01	29,060 76	16,609 32	12,451 44
607	CABLE DESIGN TECHNOLOGIES	11/04/98	02/02/01	12,224 45	7,166 08	5,058 37
2,281	CABLE DESIGN TECHNOLOGIES	10/21/98	02/02/01	45,937 35	21,444 44	24,492 91
900	APTARGROUP INC	12/29/97	02/02/01	25,955 04	23,792 62	2,162 42
500	APTARGROUP INC	10/06/99	02/02/01	14,419 47	12,433 85	1,985 62
643	APTARGROUP INC	11/20/96	02/02/01	18,543 44	11,500 70	7,042 74
711	GARTNER GROUP CLASS A	07/09/99	02/02/01	5,668 26	14,840 35	9,172 09
4,832	GARTNER GROUP CLASS A	07/08/99	02/02/01	38,521 82	98,967 09	60,445 27
246	SOURCECORP	10/25/99	02/02/01	8,209 98	8,241 00	31 02
211	SOURCECORP	01/24/00	02/02/01	7,041 89	7,096 99	55 10
189	SOURCECORP	01/22/99	02/02/01	6,307 66	6,426 00	118 34
357	SOURCECORP	10/22/99	02/02/01	11,914 48	11,931 62	17 14
889	CHILDREN'S PLACE	11/04/99	02/02/01	21,635 32	23,799 24	2,163 92
411	CHILDREN'S PLACE	11/05/99	02/02/01	10,002 38	10,891 50	889 12
820	CHILDREN'S PLACE	11/18/99	02/02/01	19,956 08	19,782 50	173 58
600	CHILDREN'S PLACE	10/20/99	02/02/01	14,602 01	14,400 00	202 01
300	CHILDREN'S PLACE	09/24/99	02/02/01	7,301 01	7,725 00	423 99
757	METHODE ELECTRONICS INC	06/30/99	02/02/01	15,044 87	17,736 29	2,691 42
501	CLASS A	07/06/99	02/02/01	9,957 04	11,710 87	1,753 83
480	METHODE ELECTRONICS INC	07/06/99	02/02/01	9,539 68	11,190 00	1,650 32
1,195	CLASS A	07/01/99	02/02/01	23,749 84	27,634 37	3,884 53
1,261	SWIFT ENERGY CO	07/14/99	02/02/01	43,382 88	14,407 81	28,975 07
65	PRESIDENTIAL LIFE CORP	06/13/97	02/02/01	1,077 20	1,023 75	53 45
933	PRESIDENTIAL LIFE CORP	06/12/97	02/02/01	15,462 00	14,344 88	1,117 12
640	EMERGEN CORP	07/07/99	02/02/01	18,869 64	12,146 05	6,723 59
176	EMERGEN CORP	08/19/99	02/02/01	5,189 15	3,332 56	1,856 59
55	GLIMCHER REALTY TRUST	11/11/98	02/02/01	794 66	935 10	140 44
1,525	GLIMCHER REALTY TRUST	04/27/99	02/02/01	22,033 68	25,689 54	3,655 86
3,150	CBL & ASSOC PROPERTIES	12/21/95	02/02/01	85,892 27	69,079 81	16,812 46
154	CBL & ASSOC PROPERTIES	04/17/96	02/02/01	4,199 18	3,145 68	1,053 50
896	CBL & ASSOC PROPERTIES	04/18/96	02/02/01	24,431 58	18,245 70	6,185 88
400	CBL & ASSOC PROPERTIES	02/28/97	02/02/01	10,906 96	9,991 40	915 56
200	CBL & ASSOC PROPERTIES	01/07/98	02/02/01	5,453 48	5,011 92	441 56
770	LIBERTY PROPERTY TRUST	05/02/96	02/02/01	20,897 10	16,031 40	4,865 70
530	LIBERTY PROPERTY TRUST	01/02/96	02/02/01	14,383 72	11,204 20	3,179 52
1,650	STARWOOD HOTELS & RESORTS	12/21/95	02/02/01	62,631 91	32,252 00	30,379 91

CONFIDENTIAL

01/01/2001 TO 12/31/2001

ADMINISTRATOR JULIUS J CIESIELKA
 INV OFFICER STEVE LEHMAN
 TAX OFFICER FRANCIS MEHAFFEY

ACCOUNT 0049-03-1/3 (cont)
 THE J N PEM JR TRUST
 TAXPAYER ID 23-6299309

UNITS	SECURITY	ACQUIRED DATE	DISPOSED DATE	PROCEEDS	BASIS DISPOSED	GAIN/(LOSS)
393	GLIMCHER REALTY TRUST	04/27/99	02/02/01	5,692 57	6,620 32	927 75-
889	GLIMCHER REALTY TRUST	11/10/98	02/02/01	12,877 09	14,783 98	1,906 89-
2,040	CABLE DESIGN TECHNOLOGIES	10/21/98	02/05/01	40,302 93	19,178 72	21,124 21
400	APTARGROUP INC	02/18/97	02/05/01	11,326 66	7,003 00	4,323 66
957	APTARGROUP INC	11/20/96	02/05/01	27,099 04	17,116 90	9,982 14
1,523	APTARGROUP INC	01/17/97	02/05/01	43,126 26	26,603 00	16,523 26
3,770	GARTNER GROUP CLASS A	07/08/99	02/05/01	29,585 96	77,215 63	47,629 67-
220	SOURCECORP	10/21/99	02/05/01	7,342 26	7,315 00	27 26
377	SOURCECORP	10/22/99	02/05/01	12,581 95	12,600 05	18 10-
73	SOURCECORP	10/20/99	02/05/01	2,436 29	2,418 13	18 16
580	CHILDREN'S PLACE	11/09/99	02/05/01	13,926 78	13,770 01	156 77
219	CHILDREN'S PLACE	11/23/99	02/05/01	5,258 56	5,037 00	221 56
440	CHILDREN'S PLACE	11/24/99	02/05/01	10,565 15	10,086 25	478 90
1,553	METHODE ELECTRONICS INC	07/02/99	02/05/01	29,801 08	35,824 91	6,023 83-
40	METHODE ELECTRONICS INC	07/01/99	02/05/01	767 57	925 00	157 43-
288	METHODE ELECTRONICS INC	10/06/99	02/05/01	5,526 53	5,696 64	170 11-
412	METHODE ELECTRONICS INC	10/07/99	02/05/01	7,906 02	8,188 50	282 48-
763	SWIFT ENERGY CO	07/14/99	02/05/01	26,375 57	8,717 81	7,657 76
1,690	SWIFT ENERGY CO	07/14/99	02/05/01	5,772 90	1,908 09	3,864 81
1,690	SWIFT ENERGY CO	07/02/99	02/05/01	58,420 33	19,074 86	39,345 47
450	PRESIDENTIAL LIFE CORP	06/11/97	02/05/01	7,332 95	6,918 75	414 20
1,783	ENERGEN CORP	08/19/99	02/05/01	52,776 46	33,761 11	19,015 35
762	GLIMCHER REALTY TRUST	11/10/98	02/05/01	10,995 36	12,671 98	1,676 62-
476	GLIMCHER REALTY TRUST	11/09/98	02/05/01	6,868 50	7,653 98	785 48-
0 75	EL PASO CORPORATION	10/15/99	01/30/01	47 18	24 51	22 67
27,108 32	WESTBROOK REAL EST FD II	01/27/99	02/01/01	48,566 96	27,108 32	21,458 64
9,263	WESTBROOK REAL EST FD II	01/07/98	02/01/01	16,595 49	9,263 00	7,332 49
69,441 68	WESTBROOK REAL EST FD II	01/20/98	02/01/01	124,410 94	69,441 68	54,969 26
877	CABLE DESIGN TECHNOLOGIES	10/21/98	02/06/01	17,521 87	8,244 97	9,276 90
277	APTARGROUP INC	01/17/97	02/06/01	7,885 37	4,838 50	3,046 87
4,400	GARTNER GROUP CLASS A	09/20/99	02/06/01	34,683 60	80,564 00	45,880 40-

CONFIDENTIAL

01/01/2001 TO 12/31/2001

ADMINISTRATOR JULIUS J CIESIELKA
 INV OFFICER STEVE LEHMAN
 TAX OFFICER FRANCIS MEHAFFEY

ACCOUNT 0049-03-1/3 (cont)
 THE J N PEW JR TRUST
 TAXPAYER ID 23-6299309

UNITS	SECURITY	DATE ACQUIRED	DATE DISPOSED	PROCEEDS	BASIS DISPOSED	GAIN/(LOSS)
4,687	GARTNER GROUP CLASS A	07/08/99	02/06/01	36,945 91	95,997 26	59,051 35
202	SOURCECORP	10/19/99	02/06/01	6,766 77	6,615 50	151 27
725	SOURCECORP	10/20/99	02/06/01	24,286 69	24,015 62	271 07
41	CHILDREN'S PLACE	11/24/99	02/06/01	970 04	939 86	30 18
417	CHILDREN'S PLACE	01/19/00	02/06/01	9,866 06	6,906 56	2,959 50
683	CHILDREN'S PLACE	01/10/00	02/06/01	16,159 52	11,558 96	4,600 56
799	SWIFT ENERGY CO	07/02/99	02/06/01	27,100 70	9,018 23	18,082 47
3,947	SWIFT ENERGY CO	08/02/99	02/06/01	133,875 40	42,292 50	91,582 90
293	PRESIDENTIAL LIFE CORP	06/11/97	02/06/01	4,744 45	4,504 88	239 57
741	EMERGEN CORP	08/19/99	02/06/01	21,929 38	14,030 83	7,898 55
2,900	EMERGEN CORP	06/30/99	02/06/01	85,823 51	54,354 12	31,469 39
360	EMERGEN CORP	07/01/99	02/06/01	10,653 95	6,759 11	3,894 84
2,100	EXXON MOBIL CORPORATION	03/08/99	02/06/01	176,357 56	148,441 86	27,915 70
2,700	HCA - THE HEALTHCARE COMPANY	01/24/00	02/06/01	104,054 52	78,642 36	25,412 16
2,647	SWIFT ENERGY CO	07/30/99	02/07/01	90,522 79	25,808 25	64,714 54
353	SWIFT ENERGY CO	07/30/99	02/07/01	12,071 98	3,441 75	8,630 23
1,253	SWIFT ENERGY CO	08/02/99	02/07/01	42,850 42	13,426 02	29,424 40
548	PRESIDENTIAL LIFE CORP	06/11/97	02/07/01	8,836 20	8,425 50	410 70
358	PRESIDENTIAL LIFE CORP	06/12/97	02/07/01	5,772 56	5,504 25	268 31
1,100	INTERNATIONAL BUSINESS MACHINES CORP	10/27/98	02/07/01	125,241 60	80,011 97	45,229 63
3,202	CABLE DESIGN TECHNOLOGIES	10/21/98	02/07/01	63,654 92	30,103 07	33,551 85
310	BJ'S WHOLESALE CLUB INC	01/07/97	02/09/01	13,549 06	3,060 48	10,488 58
11,724	BLACKSTONE REAL ESTATE PARTNERS II L P	05/19/97	02/12/01	18,161 31	11,724 00	6,437 31
1,731	BLACKSTONE REAL ESTATE PARTNERS II L P	06/17/97	02/12/01	2,681 44	1,731 00	950 44
3,674	BLACKSTONE REAL ESTATE PARTNERS II L P	07/01/97	02/12/01	5,691 29	3,674 00	2,017 29
3,859	BLACKSTONE REAL ESTATE PARTNERS II L P	07/18/97	02/12/01	5,977 86	3,859 00	2,118 86
37,424	BLACKSTONE REAL ESTATE PARTNERS II L P	07/18/97	02/12/01	57,972 43	37,424 00	20,548 43
40,596	BLACKSTONE REAL ESTATE PARTNERS II L P	07/29/97	02/12/01	62,886 08	40,596 00	22,290 08
3,250	HCA - THE HEALTHCARE COMPANY	01/24/00	02/13/01	134,700 85	94,662 10	40,038 75

CONFIDENTIAL

FEDERAL SCHEDULE D CHRONOLOGICALLY

01/01/2001 TO 12/31/2001

ADMINISTRATOR JULIUS J CIESIELKA
 INV OFFICER STEVE LEHMAN
 TAX OFFICER FRANCIS MEHAFFEY

ACCOUNT 0049-03-1/3 (cont)
 THE J N PEM JR TRUST
 TAXPAYER ID 23-6299309

UNITS	SECURITY	DATE ACQUIRED	DATE DISPOSED	PROCEEDS	BASIS DISPOSED	GAIN/(LOSS)
125	INTERNATIONAL BUSINESS MACHINES CORP	10/27/98	02/13/01	14,441 14	9,092 27	5,348 87
224	REGENCY CENTERS CORP	03/25/99	02/14/01	5,398 13	4,493 44	904 69
52	REGENCY CENTERS CORP	03/25/99	02/15/01	1,239 25	1,043 12	196 13
1,400	REGENCY CENTERS CORP	03/25/99	02/15/01	33,364 38	28,084 00	5,280 38
224	REGENCY CENTERS CORP	03/25/99	02/15/01	5,338 30	4,493 44	844 86
41,988	APOLLO REAL ESTATE	11/27/96	02/20/01	55,030 14	41,988 00	13,042 14
4,141	ADVISORS II L P	01/26/00	02/20/01	5,427 26	4,141 00	1,286 26
14,139 61	ADVISORS II L P	12/23/96	02/20/01	18,531 60	14,139 61	4,391 99
279	BORG WARNER AUTOMOTIVE	05/05/97	02/20/01	12,060 96	12,435 03	374 07-
2,481	REGENCY CENTERS CORP	12/26/97	02/20/01	59,145 06	63,919 85	4,774 79-
350	BORG WARNER AUTOMOTIVE	05/05/97	02/21/01	14,880 21	15,599 50	719 29-
156	AVICI SYSTEMS INC	09/02/99	01/09/01	3,860 87	1,302 60	2,558 27
1,804	ALLTEL CORP	09/01/98	02/26/01	97,578 17	79,594 28	17,983 89
863	KIMBERLY CLARK CORP	04/23/99	02/26/01	31,534 41	25,530 39	6,004 02
733	MCGRAW HILL INC	04/03/97	02/26/01	42,884 20	18,710 52	24,173 68
550	MCGRAW HILL INC	04/04/97	02/26/01	32,177 78	13,901 74	18,276 04
1,900	AMERICAN GENERAL CORP	10/05/98	02/26/01	142,665 85	117,936 23	24,729 62
4,130	TARGET CORP	07/09/96	02/26/01	153,677 95	33,966 15	119,711 80
1,751	ALLTEL CORP	09/03/98	02/26/01	95,464 52	76,678 74	18,785 78
1,690	AMERICAN GENERAL CORP	10/05/98	02/26/01	128,609 00	104,901 17	23,707 83
4,602	WYETH	11/10/99	02/26/01	278,881 20	250,410 01	28,471 19
1,125	AMERICAN INTERNATIONAL GROUP INC	12/16/99	02/26/01	91,687 50	81,104 92	10,582 58
422	AMERICAN INTERNATIONAL GROUP INC	12/16/99	02/26/01	34,393 00	30,423 36	3,969 64
2,000	ANHEUSER BUSCH COS INC	02/11/99	02/26/01	86,480 00	72,606 30	13,873 70
1,445	ANHEUSER BUSCH COS INC	02/11/99	02/26/01	62,481 80	52,458 05	10,023 75
4,991 3335	CITIGROUP INC	12/16/99	02/26/01	251,064 08	202,869 26	48,194 82
60 6665	CITIGROUP INC	12/16/99	02/26/01	3,051 52	2,465 75	585 77
2,126	EL PASO CORPORATION	10/15/99	02/26/01	149,457 80	69,480 45	79,977 35

CONFIDENTIAL

FEDERAL SCHEDULE D CHRONOLOGICALLY

01/01/2001 TO 12/31/2001

ADMINISTRATOR JULIUS J CIESIELKA
 INV OFFICER STEVE LEHMAN
 TAX OFFICER FRANCIS MEHAFFEY

ACCOUNT 0049-03-1/3 (cont)
 THE J N FEM JT TRUST
 TAXPAYER ID 23-6299309

UNITS	SECURITY	ACQUIRED DATE	DISPOSED DATE	PROCEEDS	BASIS DISPOSED	GAIN/(LOSS)
752	EQUITY RESIDENTIAL PROPS TR	08/05/99	02/26/01	38,284 32	30,800 19	7,484 13
3,783	EXXON MOBIL CORPORATION TR	04/29/99	02/26/01	317,015 40	300,801 44	16,213 96
3,510	HCA - THE HEALTHCARE COMPANY	01/24/00	02/26/01	135,766 80	102,235 07	33,531 73
1,365	HOUSEHOLD INTERNATIONAL INC	03/11/99	02/26/01	79,170 00	62,549 08	16,620 92
1,183	INTERNATIONAL BUSINESS MACHINES CORP	10/27/98	02/26/01	124,569 90	86,049 23	38,520 67
2,613	JP MORGAN CHASE & CO	02/01/99	02/26/01	126,861 15	134,500 17	7,639 02
2,998	KIMBERLY CLARK CORP	04/23/99	02/26/01	210,069 86	178,479 64	31,590 22
1,096	MCGRAW HILL INC	04/04/97	02/26/01	63,644 72	27,702 39	35,942 33
1,157	3M CO	01/06/00	02/26/01	128,831 95	114,239 75	14,592 20
5,225	MOTOROLA INC	02/22/00	02/26/01	83,025 25	256,235 04	173,209 79-
5,026	TARGET CORP	07/09/96	02/26/01	189,982 80	41,335 08	148,647 72
4,940	TYCO INTERNATIONAL LTD	12/07/98	02/26/01	273,083 20	167,818 22	105,264 98
2,473	UNITED TECHNOLOGIES CORP	07/31/98	02/26/01	194,006 85	119,823 40	74,183 45
2,246	VERIZON COMMUNICATIONS	04/19/99	02/26/01	114,433 70	131,982 37	17,548 67-
3,708	VERIZON COMMUNICATIONS	04/16/99	02/26/01	188,922 60	215,339 13	26,416 53-
2,552	EQUITY RESIDENTIAL PROPS TR	08/05/99	02/23/01	127,224 44	104,524 05	22,700 39
222	EQUITY RESIDENTIAL PROPS TR	08/05/99	02/23/01	11,019 71	9,092 61	1,927 10
1,500,000	VODAFONE GROUP PLC DTD TR	02/07/00	02/23/01	1,567,215 00	1,497,630 00	69,585 00
516	ALLTEL CORP	09/03/98	02/27/01	28,259 03	22,596 36	5,662 67
454,000	U S TREASURY NOTES DTD	04/27/95	02/27/01	488,404 69	460,597 19	27,807 50
1,200,000	U S TREASURY NOTES DTD	03/16/99	02/27/01	1,290,937 49	1,311,187 50	20,250 01-
304,000	US TREASURY DTD 8/15/1999 6% 8/15/2009	09/20/99	02/27/01	323,308 75	305,757 50	17,551 25
476,000	U S TREASURY BONDS DTD	02/18/99	02/27/01	457,666 56	470,198 75	12,532 19-
250,000	U S TREASURY N/B DTD	05/10/99	02/27/01	250,683 59	244,101 56	6,582 03
1,100	BORG WARNER AUTOMOTIVE	11/29/96	02/22/01	45,726 35	44,009 90	1,716 45
171	BORG WARNER AUTOMOTIVE	05/05/97	02/22/01	7,108 37	7,621 47	513 10-

CONFIDENTIAL

01/01/2001 TO 12/31/2001

ACCOUNT 0049-03-1/3 (cont)
THE J N FEM JT TRUST
TAXPAYER ID 23-6299309
ADMINISTRATOR JULIUS J CIESIELKA
INV OFFICER STEVE LEHMAN
TAX OFFICER FRANCIS MEHAFFEY

UNITS	SECURITY	ACQUIRED DATE	DISPOSED DATE	PROCEEDS	BASIS DISPOSED	GAIN/(LOSS)
356	HELMERICH & PAYNE INC	11/01/99	02/22/01	18,452 46	8,640 19	9,812 27
312	HELMERICH & PAYNE INC	12/01/99	02/22/01	16,171 82	7,505 69	8,666 13
272	HELMERICH & PAYNE INC	11/01/99	02/22/01	14,098 51	6,601 49	7,497 02
688	EQUITY RESIDENTIAL PROPS TR	07/30/99	02/22/01	34,203 53	28,347 66	5,855 87
479	EQUITY RESIDENTIAL PROPS TR	08/05/99	02/22/01	23,813 22	19,618 74	4,194 48
4,505	BLACKSTONE REAL ESTATE ADVISORS III LP	10/20/99	02/22/01	4,505 00	4,505 00	0 00
6,151	BLACKSTONE REAL ESTATE PARTNERS II L P	07/29/97	02/22/01	6,870 88	6,151 00	719 88
13,311	KOHL BREN FUND V L P	06/12/98	02/28/01	13,311 00	13,311 00	0 00
768	K/B OPPORTUNITY FUND II L P	01/27/97	02/28/01	768 00	768 00	0 00
5,133	OLYMPUS REAL ESTATE FUND II	04/07/98	02/28/01	9,137 06	5,133 00	4,004 06
9,958	OLYMPUS REAL ESTATE FUND II	04/15/98	02/28/01	17,725 85	9,958 00	7,767 85
7,300	REGENCY CENTERS CORP	12/26/97	02/28/01	174,759 08	188,075 35	13,316 27-
1,650	AVNET INC	11/16/99	03/02/01	41,550 72	46,213 69	4,662 97-
2,090	AVNET INC	11/04/99	03/02/01	52,630 92	55,831 95	3,201 03-
685	ENERGY EAST CORP	01/24/00	03/02/01	12,744 75	15,593 89	2,849 14-
4,115	ENERGY EAST CORP	01/31/00	03/02/01	76,561 54	93,357 01	16,795 47-
1,400	3M CO	01/06/00	03/02/01	156,390 32	138,233 06	18,157 26
613	ORAPHARMA INC	02/26/97	03/05/01	5,133 70	2,034 30	3,099 40
1,350	OCEAN ENERGY INC	03/03/00	03/07/01	27,612 38	15,480 18	12,132 20
500	REGENCY CENTERS CORP	12/26/97	03/07/01	12,300 84	12,881 87	581 03-
1,220	OCEAN ENERGY INC	03/03/00	03/08/01	26,338 92	13,989 50	12,349 42
20,824	DLJ REAL ESTATE CAPITAL PARTNERS INC	10/13/98	03/09/01	20,824 00	20,824 00	0 00
21,187	DLJ REAL ESTATE CAPITAL PARTNERS INC	12/11/98	03/09/01	21,187 00	21,187 00	0 00
3,120	AMERICAN GENERAL CORP	10/05/98	03/09/01	118,910 46	96,831 85	22,078 61
693	3M CO	01/06/00	03/09/01	80,353 37	68,425 37	11,928 00
375	3M CO	01/06/00	03/09/01	43,481 26	37,026 71	6,454 55
3,450	TARGET CORP	07/09/96	03/09/01	130,641 96	28,373 66	102,268 30

CONFIDENTIAL

FEDERAL SCHEDULE D CHRONOLOGICALLY

01/01/2001 TO 12/31/2001

ACCOUNT 0049-03-1/3 (cont)
 THE J N FEW JR TRUST
 TAXPAYER ID 23-6299309
 ADMINISTRATOR JULIUS J CIESIELKA
 INV OFFICER STEVE LEHMAN
 TAX OFFICER FRANCIS MEHAFFEY

UNITS	SECURITY	ACQUIRED DATE	DISPOSED DATE	PROCEEDS	BASIS DISPOSED	GAIN/(LOSS)
2,081	ARDEN REALTY GROUP INC	03/27/98	03/12/01	49,394 21	59,214 23	9,820 02-
1,900	BRANDYWINE REALTY TRUST	01/29/98	03/12/01	35,349 46	45,600 00	0,250 54-
1,766	BRANDYWINE REALTY TRUST	03/26/98	03/12/01	3,274 48	4,151 93	877 45-
889	BRANDYWINE REALTY TRUST	03/30/98	03/12/01	16,539 82	20,995 07	4,455 25-
477	BRANDYWINE REALTY TRUST	03/27/98	03/12/01	8,874 57	11,229 86	2,355 29-
600	CAMDEN PROPERTY TRUST	02/11/97	03/12/01	19,249 40	16,681 20	2,568 20
300	CAMDEN PROPERTY TRUST	02/28/97	03/12/01	9,624 70	8,193 00	1,431 70
600	CAMDEN PROPERTY TRUST	03/17/97	03/12/01	19,249 40	16,911 00	2,338 40
1,051	CAMDEN PROPERTY TRUST	12/22/95	03/12/01	33,718 52	24,955 99	8,762 53
400	CBL & ASSOC PROPERTIES	03/16/99	03/12/01	10,654 96	9,499 00	1,155 96
2,300	CBL & ASSOC PROPERTIES	01/15/98	03/12/01	61,266 04	56,756 64	4,509 40
830	CBL & ASSOC PROPERTIES	03/27/98	03/12/01	22,109 05	20,592 30	1,516 75
970	CBL & ASSOC PROPERTIES	03/30/98	03/12/01	25,838 29	24,151 06	1,687 23
1,100	CBL & ASSOC PROPERTIES	06/30/98	03/12/01	29,301 15	26,741 00	2,560 15
800	COLONIAL PROPERTY TRUST	01/08/98	03/12/01	21,876 79	24,648 00	2,771 21-
393	COLONIAL PROPERTY TRUST	08/05/97	03/12/01	10,746 97	11,813 58	1,066 61-
500	COMMERCIAL NET LEASE	02/28/97	03/12/01	5,598 12	7,780 00	2,181 88-
678	COMMERCIAL NET LEASE	03/30/98	03/12/01	7,591 04	11,698 89	4,107 85-
322	COMMERCIAL NET LEASE	04/01/98	03/12/01	3,605 18	5,815 32	2,210 14-
265	COMMERCIAL NET LEASE	05/14/96	03/12/01	2,967 00	3,562 92	595 92-
121	CORPORATE OFFICE	04/22/99	03/12/01	1,174 76	869 39	305 37
1,418	CRESCENT REAL ESTATE	12/16/98	03/12/01	30,579 00	34,081 49	3,502 49-
1,263	CRESCENT REAL ESTATE	12/17/98	03/12/01	27,236 44	29,847 47	2,611 03-
1,190	DEVELOPERS DIVERSIFIED	01/02/96	03/12/01	17,718 51	17,882 72	164 21-

CONFIDENTIAL

01/01/2001 TO 12/31/2001

ADMINISTRATOR JULIUS J CIESIELKA
 INV OFFICER STEVE LEHMAN
 TAX OFFICER FRANCIS MEHAFFEY

ACCOUNT 0049-03-1/3 (cont)
 THE J N P W JR TRUST
 TAXPAYER ID 23-6299309

UNITS	SECURITY	ACQUIRED DATE	DISPOSED DATE	PROCEEDS	BASIS DISPOSED	GAIN/(LOSS)
1,610	DEVELOPERS DIVERSIFIED REALTY CORP	01/05/96	03/12/01	23,972 10	24,910 72	938 62-
2,100	DEVELOPERS DIVERSIFIED REALTY CORP	01/04/96	03/12/01	31,267 96	32,361 00	1,093 04-
800	DEVELOPERS DIVERSIFIED REALTY CORP	02/11/97	03/12/01	11,911 60	14,286 40	2,374 80-
1,800	DEVELOPERS DIVERSIFIED REALTY CORP	02/28/97	03/12/01	26,801 10	32,853 60	6,052 50-
600	DEVELOPERS DIVERSIFIED REALTY CORP	03/16/99	03/12/01	8,933 70	9,223 50	289 80-
2,000	DEVELOPERS DIVERSIFIED REALTY CORP	01/20/98	03/12/01	29,779 00	39,468 40	9,689 40-
100	DEVELOPERS DIVERSIFIED REALTY CORP	11/18/98	03/12/01	1,488 95	1,886 57	397 62-
1,684	DUKE-WEEKS REALTY CORP	12/21/95	03/12/01	40,146 40	25,739 94	14,406 46
1,400	DUKE-WEEKS REALTY CORP	05/02/96	03/12/01	33,375 86	20,699 00	12,676 86
400	DUKE-WEEKS REALTY CORP	03/16/99	03/12/01	9,535 96	8,724 00	811 96
335	DUKE-WEEKS REALTY CORP	04/17/96	03/12/01	7,986 37	4,827 35	3,159 02
800	FELCOR LODGING TRUST INC	03/16/99	03/12/01	19,281 28	19,548 00	266 72-
190	FELCOR LODGING TRUST INC	09/30/97	03/12/01	4,579 30	7,801 40	3,222 10-
723	FELCOR LODGING TRUST INC	03/16/99	03/12/01	17,425 45	17,621 32	195 87-
1,103	GLENBOROUGH REALTY TRUST INC	07/08/98	03/12/01	19,621 27	31,258 91	11,637 64-
401	GLIMCHER REALTY TRUST	04/28/99	03/12/01	6,279 65	6,835 25	555 60-
359	GLIMCHER REALTY TRUST	04/27/99	03/12/01	5,621 93	6,047 57	425 64-
50	HIGHWOODS PROPERTIES INC	05/02/96	03/12/01	1,290 29	1,491 00	200 71-
1,000	HIGHWOODS PROPERTIES INC	02/28/97	03/12/01	25,805 84	34,435 00	8,629 16-
900	HIGHWOODS PROPERTIES INC	11/24/97	03/12/01	23,225 25	31,554 00	8,328 75-
1,500	HIGHWOODS PROPERTIES INC	01/07/98	03/12/01	38,708 75	55,027 50	16,318 75-
738	HIGHWOODS PROPERTIES INC	01/05/96	03/12/01	19,044 71	20,869 38	1,824 67-
1,041	KILROY REALTY CORP	03/30/98	03/12/01	27,712 89	29,748 87	2,035 98-
1,056	KOGER EQUITY INC	03/31/98	03/12/01	16,531 97	23,772 35	7,240 38-
2,573	LIBERTY PROPERTY TRUST	11/06/98	03/12/01	70,023 40	62,871 25	7,152 15
300	MID-AMERICA APARTMENT COMM	02/11/97	03/12/01	6,777 97	8,868 00	2,090 03-
159	MID-AMERICA APARTMENT COMM	02/28/97	03/12/01	3,592 33	4,660 29	1,067 96-
328	MID-ATLANTIC REALTY TRUST BI	10/15/97	03/12/01	4,225 15	4,570 06	344 91-
369	PAN PACIFIC RETAIL PTYS INC	05/05/98	03/12/01	8,054 30	8,961 17	906 87-

CONFIDENTIAL

01/01/2001 TO 12/31/2001

ADMINISTRATOR JULIUS J CIESIELKA
INV OFFICER STEVE LEHMAN
TAX OFFICER FRANCIS MEHAFFEY

ACCOUNT 0049-03-1/3 (cont)
THE J N PEM JR TRUST
TAXPAYER ID 23-6299309

UNITS	SECURITY	DATE ACQUIRED	DATE DISPOSED	PROCEEDS	BASIS DISPOSED	GAIN/(LOSS)
1,500	PRENTISS PROPERTIES TRUST	09/30/97	03/12/01	37,294 75	42,652 50	5,357 75-
227	PRENTISS PROPERTIES TRUST	08/05/97	03/12/01	5,643 94	6,078 86	434 92-
200	REALTY INCOME CORP	02/11/97	03/12/01	5,074 75	5,187 00	112 25-
689	REALTY INCOME CORP	08/06/97	03/12/01	17,482 52	18,151 36	668 84-
222	REALTY INCOME CORP	08/05/97	03/12/01	5,632 97	5,747 51	114 54-
800	ROUSE CO	08/05/97	03/12/01	20,030 93	23,448 00	3,417 07-
413	ROUSE CO	03/27/98	03/12/01	10,340 97	12,761 74	2,420 77-
992	ROUSE CO	03/30/98	03/12/01	24,838 35	30,457 97	5,619 62-
295	ROUSE CO	03/31/98	03/12/01	7,386 41	9,103 38	1,716 97-
480	ROUSE CO	04/18/96	03/12/01	12,018 56	10,293 60	1,724 96
3,532	SIMON PROPERTY GROUP INC	02/25/99	03/12/01	90,503 41	91,992 00	1,488 59-
1,182	SL GREEN REALTY CORP	04/16/99	03/12/01	33,591 79	23,214 48	10,377 31
2,170	SUMMIT PROPERTIES INC	02/13/96	03/12/01	51,306 63	43,551 90	7,754 73
1,300	SUMMIT PROPERTIES INC	02/11/97	03/12/01	30,736 69	26,842 40	3,894 29
300	SUMMIT PROPERTIES INC	08/05/97	03/12/01	26,007 97	6,093 00	1,000 08
1,100	SUMMIT PROPERTIES INC	08/05/97	03/12/01	26,007 97	22,559 46	3,448 51
982	SUMMIT PROPERTIES INC	03/27/98	03/12/01	23,218 03	19,637 55	3,580 48
480	TOWN & COUNTRY TRUST	03/17/99	03/12/01	9,313 99	7,341 31	1,972 68
58	TOWN & COUNTRY TRUST	03/16/99	03/12/01	1,125 44	881 38	244 06
400	TRIZEC HAHN CORP	03/26/98	03/12/01	6,477 24	9,674 00	3,196 76-
600	TRIZEC HAHN CORP	08/05/97	03/12/01	9,715 86	14,103 18	4,387 32-
1,141	TRIZEC HAHN CORP	04/25/97	03/12/01	18,476 33	22,820 00	4,343 67-
900	UNITED DOMINION REALTY	02/28/97	03/12/01	10,934 18	13,441 50	2,507 32-
2,600	UNITED DOMINION REALTY	01/07/98	03/12/01	31,587 65	37,856 00	6,268 35-
1,496	UNITED DOMINION REALTY	08/05/97	03/12/01	18,175 04	21,501 26	3,326 22-
3,995	HARBOUR EST INT'L PRIV EQ	08/07/98	03/12/01	6,019 44	3,995 00	2,024 44
3,953	HARBOUR EST INT'L PRIV EQ	12/05/97	03/12/01	5,956 15	3,953 00	2,003 15
312	LEXINGTON CORP PROPERTIES	04/23/99	03/12/01	4,037 15	3,541 98	495 17
60	LEXINGTON CORP PROPERTIES	05/04/99	03/12/01	776 37	692 40	83 97
324	LEXINGTON CORP PROPERTIES	05/03/99	03/12/01	4,192 42	3,729 95	462 47
150	LEXINGTON CORP PROPERTIES	04/23/99	03/12/01	1,940 93	1,696 50	244 43
24	LEXINGTON CORP PROPERTIES	04/28/99	03/12/01	310 55	272 46	38 09
309	LEXINGTON CORP PROPERTIES	03/23/99	03/12/01	3,998 33	3,492 75	505 58

CONFIDENTIAL

01/01/2001 TO 12/31/2001

ADMINISTRATOR JULIUS J CIESIELKA
 INV OFFICER STEVE LEHMAN
 TAX OFFICER FRANCIS MEHARFFBY

ACCOUNT 0049-03-1/3 (cont)
 THE J N PEM JR TRUST
 TAXPAYER ID 23-6299309

UNITS	SECURITY	ACQUIRED DATE	PROCEEDS	BASIS DISPOSED	GAIN/LOSS
621	AMLI RESIDENTIAL PROPERTIES	11/09/98 03/13/01	13,771 64	14,368 02	596 38-
28	AMLI RESIDENTIAL PROPERTIES	11/05/98 03/13/01	620 94	645 68	24 74-
900	BRANDYWINE REALTY TRUST PROPERTIES	08/18/97 03/13/01	16,755 37	19,458 90	2,703 53-
158	BRANDYWINE REALTY TRUST	03/27/98 03/13/01	2,941 50	3,719 75	778 25-
100	BRANDYWINE REALTY TRUST	06/30/98 03/13/01	1,861 71	2,207 40	345 69-
1,145	BRANDYWINE REALTY TRUST	07/22/97 03/13/01	21,316 55	23,758 75	2,442 20-
495	CAMDEN PROPERTY TRUST	12/21/95 03/13/01	15,884 02	11,617 65	4,266 37
694	CAMDEN PROPERTY TRUST	12/22/95 03/13/01	22,269 71	16,479 03	5,790 68
1,772	COMMERCIAL NET LEASE REALTY	05/14/96 03/13/01	19,538 12	23,824 54	4,286 42-
164	COMMERCIAL NET LEASE REALTY	05/07/96 03/13/01	1,808 27	2,163 98	355 71-
649	CORPORATE OFFICE PROPERTIES	04/22/99 03/13/01	6,235 90	4,663 06	1,572 84
1,319	CRESCENT REAL ESTATE EQUITIES INC	12/17/98 03/13/01	27,985 47	31,170 87	3,185 40-
1,338	CRESCENT REAL ESTATE EQUITIES INC	11/17/98 03/13/01	28,388 60	30,726 77	2,338 17-
406	DUKE-WEEKS REALTY CORP EQUITIES INC	04/17/96 03/13/01	9,565 04	5,850 46	3,714 58
1,530	GLENBOROUGH REALTY TRUST INC	07/07/98 03/13/01	26,918 53	41,482 58	14,564 05-
537	GLENBOROUGH REALTY TRUST INC	07/08/98 03/13/01	9,447 88	15,218 53	5,770 65-
917	GLENBOROUGH REALTY TRUST INC	07/06/98 03/13/01	16,133 52	24,010 73	7,877 21-
240	GLIMCHER REALTY TRUST	04/27/99 03/13/01	3,729 47	4,042 94	313 47-
192	GLIMCHER REALTY TRUST	04/16/99 03/13/01	2,983 58	3,126 36	142 78-
584	ISTAR FINANCIAL INC	03/30/98 03/13/01	14,319 20	19,644 74	5,325 54-
588	KILROY REALTY CORP	03/30/98 03/13/01	15,546 20	16,803 39	1,257 19-
293	KOGER EQUITY INC	03/31/98 03/13/01	4,561 03	6,595 93	2,034 90-
885	LIBERTY PROPERTY TRUST	11/06/98 03/13/01	24,018 10	21,624 98	2,393 12
41	MID-AMERICA APARTMENT COMM	02/28/97 03/13/01	920 13	1,201 71	281 58-
548	MID-AMERICA APARTMENT COMM	03/17/97 03/13/01	12,298 35	15,993 38	3,695 03-
590	MID-ATLANTIC REALTY TRUST BI	10/15/97 03/13/01	7,575 34	8,220 53	645 19-
1,177	PAN PACIFIC RETAIL PTYS INC	05/05/98 03/13/01	25,541 10	28,583 44	3,042 34-

CONFIDENTIAL

FEDERAL SCHEDULE D CHRONOLOGICALLY

01/01/2001 TO 12/31/2001

ADMINISTRATOR JULIUS J CIESIELKA
 INV OFFICER STEVE LEHMAN
 TAX OFFICER FRANCIS MEHAFFEY

ACCOUNT 0049-03-1/3 (cont)
 THE J N FEW JR TRUST
 TAXPAYER ID 23-6299309

UNITS	SECURITY	DATE ACQUIRED	DATE DISPOSED	PROCEEDS	BASIS DISPOSED	GAIN/(LOSS)
373	PRENTISS PROPERTIES TRUST	08/05/97	03/13/01	9,215 29	9,988 60	773 31-
1,307	PRENTISS PROPERTIES TRUST	08/18/97	03/13/01	32,290 58	34,366 26	2,075 68-
689	REALTY INCOME CORP	08/05/97	03/13/01	17,470 18	17,838 01	367 83-
9	REALTY INCOME CORP	11/18/98	03/13/01	228 20	228 95	0 75-
4	UNITED DOMINION REALTY	08/05/97	03/13/01	48 78	57 49	8 71-
3,526	UNITED DOMINION REALTY	12/21/95	03/13/01	42,995 30	43,697 60	702 30-
3,326	ISTAR FINANCIAL INC	03/30/98	03/13/01	81,284 72	111,880 86	30,596 14-
1,035	ISTAR FINANCIAL INC	05/04/98	03/13/01	25,294 56	32,756 31	7,461 75-
49	ISTAR FINANCIAL INC	06/30/98	03/13/01	1,197 52	1,423 96	226 44-
568	SIMON PROPERTY GROUP INC	02/25/99	03/13/01	14,477 83	14,793 73	315 90-
904	SIMON PROPERTY GROUP INC	03/16/99	03/13/01	23,042 19	23,462 51	420 32-
56,315	DOVER STREET IV LP	10/20/99	03/13/01	56,315 00	56,315 00	0 00
1,218	TRIZEC HAHN CORP	04/25/97	03/13/01	19,621 32	24,360 00	4,738 68-
1,723	TRIZEC HAHN CORP	04/25/97	03/13/01	27,756 60	34,460 00	6,703 40-
1,227	AMLI RESIDENTIAL PROPERTIES	11/05/98	03/14/01	27,146 47	28,294 62	1,148 15-
681	AMLI RESIDENTIAL PROPERTIES	04/16/99	03/14/01	15,066 62	15,040 02	26 60
50	ARDEN REALTY GROUP INC	02/28/97	03/14/01	1,176 96	1,390 50	213 54-
300	ARDEN REALTY GROUP INC	03/16/99	03/14/01	7,061 77	6,768 00	293 77-
1,000	ARDEN REALTY GROUP INC	08/04/97	03/14/01	23,539 21	27,810 00	4,270 79-
3,519	ARDEN REALTY GROUP INC	03/27/98	03/14/01	82,834 49	100,132 09	17,297 60-
100	ARDEN REALTY GROUP INC	11/18/98	03/14/01	2,353 92	2,293 50	60 42-
700	BRANDYWINE REALTY TRUST	03/16/99	03/14/01	12,975 18	11,810 75	1,164 43
2,355	BRANDYWINE REALTY TRUST	07/22/97	03/14/01	43,652 23	48,866 25	5,214 02-
200	BRANDYWINE REALTY TRUST	11/18/98	03/14/01	3,707 20	3,537 00	170 20-
607	COLONIAL PROPERTY TRUST	08/05/97	03/14/01	16,473 61	18,246 42	1,772 81-
575	COLONIAL PROPERTY TRUST	03/17/97	03/14/01	15,605 15	16,781 38	1,176 23-
454	COMMERCIAL NET LEASE REALTY	05/07/96	03/14/01	5,080 09	5,990 53	910 44-
192	CORPORATE OFFICE PROPERTIES	04/22/99	03/14/01	1,842 54	1,379 52	463 02
1,562	CRESCENT REAL ESTATE EQUITIES INC	11/17/98	03/14/01	33,235 90	35,870 86	2,634 96-
529	CRESCENT REAL ESTATE EQUITIES INC	12/30/98	03/14/01	11,255 95	11,800 83	544 88-
1,359	DUKE-WEEKS REALTY CORP	04/17/96	03/14/01	31,332 60	19,583 19	11,749 41
2,200	GLENBOROUGH REALTY TRUST INC	03/16/99	03/14/01	38,498 05	38,357 00	141 05
100	GLENBOROUGH REALTY TRUST INC	11/18/98	03/14/01	1,749 91	2,093 73	343 82-

CONFIDENTIAL

01/01/2001 TO 12/31/2001

ADMINISTRATOR JULIUS J CIESIELKA
 INV OFFICER STEVE LEHMAN
 TAX OFFICER FRANCIS MEHAFFEY

ACCOUNT 0049-03-1/3 (cont)
 THE J N PEW JR TRUST
 TAXPAYER ID 23-6299309

UNITS	SECURITY	ACQUIRED DATE	DISPOSED DATE	PROCEEDS	BASIS DISPOSED	GAIN/(LOSS)
613	GLENBOROUGH REALTY TRUST	07/06/98	03/14/01	10,726	96	5,323
1,250	GLIMMER REALTY TRUST	04/16/99	03/14/01	19,570	09	783
312	HIGHWOODS PROPERTIES INC	01/05/96	03/14/01	7,781	02	81
1,151	HIGHWOODS PROPERTIES INC	01/03/96	03/14/01	28,704	13	15-
1,340	KOGER EQUITY INC	03/31/98	03/14/01	21,114	21	47-
408	KOGER EQUITY INC	03/30/98	03/14/01	6,428	80	01-
1,600	LIBERTY PROPERTY TRUST	03/16/99	03/14/01	43,342	55	68
31	LIBERTY PROPERTY TRUST	11/05/98	03/14/01	839	76	99
511	LIBERTY PROPERTY TRUST	11/06/98	03/14/01	13,842	53	28
52	MID-AMERICA APARTMENT	03/17/97	03/14/01	1,165	43	19-
183	MID-AMERICA APARTMENT	08/06/97	03/14/01	4,101	42	56-
354	COMM MID-AMERICA APARTMENT	08/05/97	03/14/01	7,933	90	45-
117	BI MID-ATLANTIC REALTY TRUST	10/15/97	03/14/01	1,498	78	39-
85	PAN PACIFIC RETAIL PPTYS	11/25/98	03/14/01	1,856	85	44
2,348	INC PAN PACIFIC RETAIL PPTYS	05/05/98	03/14/01	51,311	04	54-
974	INC PAN PACIFIC RETAIL PPTYS	05/06/98	03/14/01	21,277	73	02-
1,083	INC PAN PACIFIC RETAIL PPTYS	05/12/98	03/14/01	23,661	48	84-
195	INC PAN PACIFIC RETAIL PPTYS	07/02/98	03/14/01	4,259	83	41
93	PRENTISS PROPERTIES TRUST	08/18/97	03/14/01	2,291	54	80-
837	PRENTISS PROPERTIES TRUST	11/24/97	03/14/01	20,623	82	32-
291	REALTY INCOME CORP	11/18/98	03/14/01	7,324	93	94-
291	REALTY INCOME CORP	02/14/96	03/14/01	7,324	92	32-
900	REGENCY CENTERS CORP	02/28/97	03/14/01	21,477	78	22-
700	REGENCY CENTERS CORP	08/05/97	03/14/01	16,704	94	70-
491	REGENCY CENTERS CORP	03/30/98	03/14/01	11,717	32	27-
830	REGENCY CENTERS CORP	03/27/98	03/14/01	19,807	29	51-
591	SL GREEN REALTY CORP	04/16/99	03/14/01	16,608	91	67
318	SUMMIT PROPERTIES INC	03/27/98	03/14/01	7,564	96	76
4	SUMMIT PROPERTIES INC	03/16/99	03/14/01	95	16	42
422	TOWN & COUNTRY TRUST	03/16/99	03/14/01	8,064	95	11
829	TOWN & COUNTRY TRUST	03/19/99	03/14/01	15,843	24	38
796	UNITED DOMINION REALTY	12/21/95	03/14/01	9,702	91	89-

CONFIDENTIAL

01/01/2001 TO 12/31/2001

ADMINISTRATOR JULIUS J CIESIELKA
INV OFFICER STEVE LEHMAN
TAX OFFICER FRANCIS MEHAFFEY

ACCOUNT 0049-03-1/3 (cont)
THE J N PEW JR TRUST
TAXPAYER ID 23-6299309

UNITS	SECURITY	ACQUIRED DATE	DISPOSED DATE	PROCEEDS	BASIS DISPOSED	GAIN/(LOSS)
378	UNITED DOMINION REALTY	03/16/99	03/14/01	4,607 67	3,613 68	993 99
526	ISTAR FINANCIAL INC	06/30/98	03/14/01	12,802 41	15,285 79	2,483 38-
115	ISTAR FINANCIAL INC	11/18/98	03/14/01	2,799 01	2,774 75	24 26
77	FELCOR LODGING TRUST INC	03/16/99	03/14/01	1,835 62	1,876 68	41 06-
1,138	FELCOR LODGING TRUST INC	11/05/98	03/14/01	27,129 01	27,380 28	251 27-
1,762	FELCOR LODGING TRUST INC	11/05/98	03/14/01	42,028 28	42,393 72	365 44-
2,700	CITIGROUP INC	12/16/99	03/14/01	125,371 39	108,650 77	16,720 62
100	TRIZEC HAHN CORP	11/18/98	03/14/01	1,593 95	1,906 00	312 05-
1,218	TRIZEC HAHN CORP	04/25/97	03/14/01	19,414 27	24,360 00	4,945 73-
2,482	AMLI RESIDENTIAL PROPERTIES	03/16/99	03/16/01	54,428 44	49,168 42	5,260 02
106	COLONIAL PROPERTY TRUST	03/17/97	03/16/01	2,908 54	3,093 61	185 07-
555	COMMERCIAL NET LEASE REALTY	05/09/96	03/16/01	6,205 52	7,323 23	1,117 71-
112	CORPORATE OFFICE PROPERTIES	04/22/99	03/16/01	1,061 90	797 53	264 37
478	CORPORATE OFFICE PROPERTIES	04/16/99	03/16/01	4,572 87	3,142 09	1,430 78
571	CRESCENT REAL ESTATE EQUITIES INC	12/30/98	03/16/01	11,984 89	12,737 75	752 86-
311	GLITCHER REALTY TRUST	04/16/99	03/16/01	4,770 58	5,064 04	293 46-
59	KOGER EQUITY INC	03/30/98	03/16/01	926 86	1,314 60	387 74-
265	MID-AMERICA APARTMENT COMM	06/30/98	03/16/01	5,852 41	6,977 08	1,124 67-
442	MID-AMERICA APARTMENT COMM	05/15/96	03/16/01	9,761 37	11,633 44	1,872 07-
4,036	PAN PACIFIC RETAIL PPTYS INC	08/07/97	03/16/01	87,874 50	78,702 00	9,172 50
1,756	PRETISS PROPERTIES TRUST	10/17/96	03/16/01	42,832 85	35,120 00	7,712 85
582	REALTY INCOME CORP	02/14/96	03/16/01	14,310 03	12,626 49	1,683 54
1,433	SUMMIT PROPERTIES INC	03/16/99	03/16/01	33,785 57	23,911 18	9,874 39
99	TOWN & COUNTRY TRUST	03/22/99	03/16/01	1,887 63	1,494 33	393 30
1,762	UNITED DOMINION REALTY	03/16/99	03/16/01	21,287 24	16,844 72	4,442 52
130	SIMON PROPERTY GROUP INC	03/16/99	03/16/01	3,281 09	3,374 03	92 94-
668	MID-ATLANTIC REALTY TRUST	10/15/97	03/16/01	8,553 45	9,307 31	753 86-
77	ST GREEN REALTY CORP	04/16/99	03/16/01	2,118 20	1,512 28	605 92
159	LEXINGTON CORP PROPERTIES TRUST REIT	03/22/99	03/16/01	2,049 35	1,769 32	280 03

CONFIDENTIAL

01/01/2001 TO 12/31/2001

ADMINISTRATOR JULIUS J CIRSIELKA
INV OFFICER STEVE LEHMAN
TAX OFFICER FRANCIS MEHAFFEY

ACCOUNT 0049-03-1/3 (cont)
THE J N PEM Jr TRUST
TAXPAYER ID 23-6299309

UNITS SECURITY ACQUIRED DATE DISPOSED DATE PROCEEDS BASIS DISPOSED GAIN/(LOSS)

UNITS	SECURITY	ACQUIRED DATE	DISPOSED DATE	PROCEEDS	BASIS DISPOSED	GAIN/(LOSS)
119	AMLI RESIDENTIAL PROPERTIES	04/16/99	03/15/01	2,612 20	2,628 14	15 94-
1,418	AMLI RESIDENTIAL PROPERTIES	03/16/99	03/15/01	31,126 89	28,090 58	3,036 31
148	COLONIAL PROPERTY TRUST PROPERTIES	03/17/97	03/15/01	4,046 18	4,319 38	273 20-
897	COMMERCIAL NET LEASE REALTY	05/07/96	03/15/01	10,043 55	11,835 92	1,792 37-
357	CORPORATE OFFICE PROPERTIES	04/22/99	03/15/01	3,438 86	2,565 05	873 81
914	HIGHWOODS PROPERTIES INC	01/03/96	03/15/01	22,885 79	25,574 63	2,688 84-
800	HIGHWOODS PROPERTIES INC	03/16/99	03/15/01	20,031 33	19,298 00	733 33
1,340	KILROY REALTY CORP	03/26/98	03/15/01	35,428 41	37,388 28	1,959 87-
1,788	KILROY REALTY CORP	03/27/98	03/15/01	47,273 14	50,363 49	3,090 35-
943	KILROY REALTY CORP	03/30/98	03/15/01	24,932 09	26,948 30	2,016 21-
100	KILROY REALTY CORP	11/18/98	03/15/01	2,643 91	2,131 00	512 91
146	KOGER EQUITY INC	03/30/98	03/15/01	2,302 34	3,253 08	950 74-
163	MID-AMERICA APARTMENT COMM	08/05/97	03/15/01	3,638 36	4,521 80	883 44-
426	MID-AMERICA APARTMENT COMM	06/30/98	03/15/01	9,508 86	11,215 98	1,707 12-
47	MID-ATLANTIC REALTY TRUST BI	10/15/97	03/15/01	602 69	654 86	52 17-
15	PAN PACIFIC RETAIL PPTYS INC	11/19/98	03/15/01	325 71	293 40	32 31
207	PAN PACIFIC RETAIL PPTYS INC	07/01/98	03/15/01	4,494 85	4,144 55	350 30
817	PAN PACIFIC RETAIL PPTYS INC	07/02/98	03/15/01	17,740 56	16,676 93	1,063 63
303	PAN PACIFIC RETAIL PPTYS INC	08/07/97	03/15/01	6,579 43	5,908 50	670 93
963	PRENTISS PROPERTIES TRUST	11/24/97	03/15/01	23,583 08	24,767 78	1,184 70-
207	PRENTISS PROPERTIES TRUST	10/17/96	03/15/01	5,069 26	4,140 00	929 26
98	REALTY INCOME CORP	02/14/96	03/15/01	2,487 21	2,146 16	341 05
526	ROUSE CO	04/18/96	03/15/01	13,165 34	11,280 07	1,885 27
2,394	ROUSE CO	04/17/96	03/15/01	59,919 82	51,301 03	8,618 79
1,463	SUMMIT PROPERTIES INC	03/16/99	03/15/01	34,730 46	24,411 77	10,318 69
224	TOWN & COUNTRY TRUST	03/22/99	03/15/01	4,284 98	3,381 10	903 88
232	TOWN & COUNTRY TRUST	03/19/99	03/15/01	4,438 01	3,510 18	927 83
412	SIMON PROPERTY GROUP INC	03/16/99	03/15/01	10,377 93	10,693 09	315 16-
63	REGENCY CENTERS CORP	01/02/96	03/15/01	1,495 57	1,083 28	412 29
280	REGENCY CENTERS CORP	01/03/96	03/15/01	6,646 98	4,871 44	1,775 54

CONFIDENTIAL

01/01/2001 TO 12/31/2001

ADMINISTRATOR JULIUS J CIESIELKA
 INV OFFICER STEVE LEHMAN
 TAX OFFICER FRANCIS MEHAFFEY

ACCOUNT 0049-03-1/3 (cont)
 THE J N FEM JT TRUST
 TAXPAYER ID 23-6299309

UNITS	SECURITY	ACQUIRED DATE	DISPOSED DATE	PROCEEDS	BASIS DISPOSED	GAIN/(LOSS)
1,687	REGENCY CENTERS CORP	01/04/96	03/15/01	40,048 04	29,566 36	10,481 68
375	REGENCY CENTERS CORP	03/16/99	03/15/01	8,902 20	7,658 44	1,243 76
279	REGENCY CENTERS CORP	03/27/98	03/15/01	6,623 24	6,991 74	368 50
325	REGENCY CENTERS CORP	03/17/99	03/15/01	7,715 24	6,614 82	1,100 42
600	ANHEUSER BUSCH COS INC	02/12/99	03/15/01	26,363 12	21,766 11	4,597 01
223	TRUST REIT	03/23/99	03/15/01	2,887 75	2,520 66	367 09
938	TRUST REIT	03/22/99	03/15/01	12,146 70	10,437 88	1,708 82
271	LEXINGTON CORP PROPERTIES TRUST REIT	03/22/99	03/15/01	3,498 44	3,015 63	482 81
29,819 45	WESTBROOK REAL ESTATE TRUST REIT	03/02/99	03/15/01	45,806 89	29,819 45	15,987 44
9,441 58	FUND III L P WESTBROOK REAL EST FD II LP MANAGEMENT	01/20/98	03/15/01	21,242 29	9,441 58	11,800 71
900	COLONIAL PROPERTY TRUST	02/28/97	03/19/01	24,339 60	26,239 23	1,899 63
171	COLONIAL PROPERTY TRUST	03/17/97	03/19/01	4,624 52	4,990 63	366 11
110	COLONIAL PROPERTY TRUST	11/24/97	03/19/01	2,974 84	3,198 51	223 67
1,306	PAN PACIFIC RETAIL PPTYS INC	08/07/97	03/19/01	28,456 79	25,467 00	2,989 79
585	PRENTISS PROPERTIES TRUST	10/17/96	03/19/01	14,472 41	11,700 00	2,772 41
988 076	REALTY INCOME CORP	02/14/96	03/19/01	24,175 33	21,436 30	2,739 03
100	REALTY INCOME CORP	03/16/99	03/19/01	2,446 71	2,124 75	321 96
860	UNITED DOMINION REALTY	03/16/99	03/19/01	10,351 13	8,221 60	2,129 53
1,754	SIMON PROPERTY GROUP INC	03/16/99	03/19/01	43,313 58	45,523 49	2,209 91
1,043	MID-ATLANTIC REALTY TRUST	10/15/97	03/19/01	13,364 55	14,532 22	1,167 67
80	ANHEUSER BUSCH COS INC	02/11/99	03/19/01	3,547 08	2,904 25	642 83
520	ANHEUSER BUSCH COS INC	02/12/99	03/19/01	23,056 03	18,863 96	4,192 07
150	EL PASO CORPORATION	10/15/99	03/19/01	10,466 65	4,902 19	5,564 46
250	TARGET CORP	07/09/96	03/19/01	8,704 31	2,056 06	6,648 25
4,084	SL GREEN REALTY CORP	04/16/99	03/19/01	110,873 63	80,209 76	30,663 87
247	GLIMCHER REALTY TRUST	04/16/99	03/19/01	3,823 43	4,021 93	198 50
876	GLIMCHER REALTY TRUST	11/06/98	03/19/01	13,560 03	14,016 96	456 93
810	GLIMCHER REALTY TRUST	11/06/98	03/19/01	12,577 99	12,960 89	382 90
563	TRUST REIT LEXINGTON CORP PROPERTIES	03/22/99	03/19/01	7,166 75	6,264 95	901 80
79	LEXINGTON CORP PROPERTIES TRUST REIT	03/17/99	03/19/01	1,005 64	875 29	130 35
58	PRENTISS PROPERTIES TRUST	10/17/96	03/19/01	1,407 32	1,160 00	247 32

CONFIDENTIAL

01/01/2001 TO 12/31/2001

ACCOUNT 0049-03-1/3 (cont)
THE J N BEW JR TRUST
TAXPAYER ID 23-6299309
ADMINISTRATOR JULIUS J CIESIELKA
INV OFFICER STEVE LEHMAN
TAX OFFICER FRANCIS MEHARPEY

UNITS	SECURITY	DATE ACQUIRED	DATE DISPOSED	PROCEEDS	BASIS DISPOSED	GAIN/(LOSS)
895	LEXINGTON CORP PROPERTIES	03/17/99	03/19/01	11,544 04	9,916 24	1,627 80
107	LEXINGTON CORP PROPERTIES TRUST REIT	03/18/99	03/19/01	1,380 12	1,183 42	196 70
152	CORPORATE OFFICE PROPERTIES	04/16/99	03/19/01	1,449 24	999 16	450 08
697	COMMERCIAL NET LEASE REALTY	03/16/99	03/19/01	7,748 22	8,052 02	303 80-
931	HARBORVEST INT'L PRIV EQ PART III PTSH	07/08/98	03/20/01	2,135 00	931 00	1,204 00
100	COLONIAL PROPERTY TRUST	11/24/97	03/20/01	2,713 91	2,907 74	193 83-
47	COMMERCIAL NET LEASE REALTY	05/09/96	03/20/01	526 96	620 16	93 20-
861	COMMERCIAL NET LEASE REALTY	05/08/96	03/20/01	9,653 55	11,360 89	1,707 34-
235	COMMERCIAL NET LEASE REALTY	05/07/96	03/20/01	2,634 83	3,100 82	465 99-
38	COMMERCIAL NET LEASE REALTY	03/16/99	03/20/01	426 06	438 99	12 93-
662	CORPORATE OFFICE PROPERTIES	04/16/99	03/20/01	6,294 74	4,351 59	1,943 15
587	KOGER EQUITY INC	03/30/98	03/20/01	8,937 60	13,079 19	4,141 59-
1,172	PAN PACIFIC RETAIL PPTYS INC	08/07/97	03/20/01	25,684 22	22,854 00	2,830 22
366	SL GREEN REALTY CORP	04/16/99	03/20/01	9,933 67	7,188 24	2,745 43
117	PRETISS PROPERTIES TRUST	10/17/96	03/20/01	2,904 43	2,340 00	564 43
58	GLIMCHER REALTY TRUST	11/06/98	03/20/01	903 32	928 06	24 74-
1,221	GLIMCHER REALTY TRUST	11/06/98	03/20/01	19,071 38	19,537 34	465 96-
724	MID-AMERICA APARTMENT COMM	05/16/96	03/20/01	16,097 60	19,055 68	2,958 08-
556	TOWN & COUNTRY TRUST	03/22/99	03/20/01	10,704 47	8,392 37	2,312 10
134	TOWN & COUNTRY TRUST	05/07/96	03/20/01	2,579 86	1,879 75	700 11
837	LEXINGTON CORP PROPERTIES TRUST REIT	03/18/99	03/20/01	10,884 82	9,257 22	1,627 60
319	HEWLETT PACKARD CORP	04/30/97	01/26/01	10,746 11	1,818 30	8,927 81
3,082	HEWLETT PACKARD CORP	04/30/98	01/26/01	103,822 95	17,567 40	86,255 55
374	HEWLETT PACKARD CORP	05/31/99	01/26/01	12,598 89	2,131 80	10,467 09
75	HEWLETT PACKARD CORP	09/30/99	01/26/01	2,526 52	427 50	2,099 02
91	HEWLETT PACKARD CORP	12/31/99	01/26/01	3,065 50	518 70	2,546 80

CONFIDENTIAL

01/01/2001 TO 12/31/2001

ADMINISTRATOR JULIUS J CIESIELKA
 INV OFFICER STEVE LEHMAN
 TAX OFFICER FRANCIS MEHAFFEY

ACCOUNT 0049-03-1/3 (cont)
 THE J N BEW JR TRUST
 TAXPAYER ID 23-6299309

UNITS SECURITY DATE ACQUIRED DATE DISPOSED PROCEEDS BASIS DISPOSED GAIN/(LOSS)

290	COLONIAL PROPERTY TRUST	11/24/97	03/21/01	7,712	09	8,432	45	720	36-
939	COLONIAL PROPERTY TRUST	02/13/96	03/21/01	24,971	21	23,645	99	1,325	22
295	COMMERCIAL NET LEASE REALTY	03/16/99	03/21/01	3,286	19	3,407	96	121	77-
323	KOGER EQUITY INC	03/27/98	03/21/01	4,799	29	7,125	38	2,326	09-
288	KOGER EQUITY INC	03/30/98	03/21/01	4,279	25	6,417	04	2,137	79-
562	KOGER EQUITY INC	12/12/97	03/21/01	8,350	48	11,380	50	3,030	02-
283	PAN PACIFIC RETAIL PPTYS INC	08/07/97	03/21/01	6,052	97	5,518	50	534	47
537	PAN PACIFIC RETAIL PPTYS INC	06/30/98	03/21/01	11,485	67	10,447	88	1,037	79
585	TOWN & COUNTRY TRUST	05/07/96	03/21/01	11,168	45	8,206	38	2,962	07
967	GLIMCHER REALTY TRUST	11/06/98	03/21/01	14,832	02	15,473	07	641	05-
777	PRENTISS PROPERTIES TRUST	10/17/96	03/21/01	19,066	94	15,540	00	3,526	94
400	PRENTISS PROPERTIES TRUST	03/16/99	03/21/01	9,815	67	7,874	00	1,941	67
8,103	HARBOR EST INT'L PRIVATE EQ PTNRS II	01/15/97	03/22/01	32,800	91	8,103	00	24,697	91
1,371	COLONIAL PROPERTY TRUST	02/13/96	03/22/01	35,128	92	34,524	66	604	26
1,570	COMMERCIAL NET LEASE REALTY	03/16/99	03/22/01	17,190	92	18,137	27	946	35-
3,030	CORPORATE OFFICE PROPERTIES	04/16/99	03/22/01	27,366	04	19,917	40	7,448	64
6	KOGER EQUITY INC	12/12/97	03/22/01	88	26	121	50	33	24-
44	PAN PACIFIC RETAIL PPTYS INC	06/30/98	03/22/01	943	43	856	06	87	37
542	PAN PACIFIC RETAIL PPTYS INC	03/16/99	03/22/01	11,621	39	9,919	96	1,701	43
193	TOWN & COUNTRY TRUST	05/07/96	03/22/01	3,658	66	2,707	41	951	25
128	TOWN & COUNTRY TRUST	05/07/96	03/22/01	2,426	47	1,795	58	630	89
363	TOWN & COUNTRY TRUST	12/28/95	03/22/01	6,881	30	4,835	16	2,046	14
1,730	GLIMCHER REALTY TRUST	11/06/98	03/22/01	25,262	52	27,681	91	2,419	39-
96	71 CHARTERHOUSE EQUITY PARTNERS III L P	12/26/97	03/22/01	96	71	96	71	0	00
100,000	FMNA #395680 DTD 8/1/1997	05/21/98	03/22/01	59,666	71	60,003	19	336	48-
625,000	7 5% 8/1/2027 FMNA #395680 DTD 8/1/1997	07/23/97	03/22/01	372,916	92	370,401	74	2,515	18
4,767	APA EXCELSIOR V L P	10/30/98	03/23/01	12,141	37	4,767	00	7,374	37

CONFIDENTIAL

01/01/2001 TO 12/31/2001

ADMINISTRATOR JULIUS J CIESIELKA
INV OFFICER STEVE LEHMAN
TAX OFFICER FRANCIS MEHAFFEY

ACCOUNT 0049-03-1/3 (cont)
THE J N PEW JR TRUST
TAXPAYER ID 23-6299309

UNITS	SECURITY	DATE ACQUIRED	DATE DISPOSED	PROCEEDS	BASIS DISPOSED	GAIN/(LOSS)
278	CORPORATE OFFICE PROPERTIES	04/16/99	03/23/01	2,554 73	1,827 40	727 33
58	PAN PACIFIC RETAIL PTYS INC	03/16/99	03/23/01	1,266 68	1,061 54	205 14
421	TOWN & COUNTRY TRUST	12/28/95	03/23/01	8,037 80	5,607 72	2,430 08
56	TOWN & COUNTRY TRUST	12/22/95	03/23/01	1,069 16	731 92	337 24
202	TOWN & COUNTRY TRUST	12/21/95	03/23/01	3,856 61	2,620 75	1,235 86
1,730	GLIMCHER REALTY TRUST	11/06/98	03/23/01	25,965 39	27,681 90	1,716 51
214	MID-AMERICA APARTMENT COMM	05/16/96	03/23/01	4,812 70	5,632 48	819 78-
720	MID-AMERICA APARTMENT COMM	05/15/96	03/23/01	16,192 26	18,950 40	2,758 14-
400	MID-AMERICA APARTMENT COMM	03/16/99	03/23/01	8,995 70	9,024 00	28 30-
100	MID-AMERICA APARTMENT COMM	11/18/98	03/23/01	2,248 92	2,453 67	204 75-
109	MID-AMERICA APARTMENT COMM	07/01/98	03/23/01	2,451 33	2,867 79	416 46-
587	KOGER EQUITY INC	12/12/97	03/26/01	8,083 25	11,886 75	3,803 50-
573	TOWN & COUNTRY TRUST	12/21/95	03/26/01	10,912 82	7,434 10	3,478 72
293	MID-ATLANTIC REALTY TRUST BI	10/15/97	03/26/01	3,597 92	4,082 40	484 48-
1,300	GLIMCHER REALTY TRUST	03/17/99	03/26/01	19,751 80	20,310 16	558 36-
508	GLIMCHER REALTY TRUST	11/06/98	03/26/01	7,718 40	8,128 56	410 16-
223	GLIMCHER REALTY TRUST	03/16/99	03/26/01	3,388 19	3,471 06	82 87-
1,471	REGENCY CENTERS CORP	11/10/97	03/26/01	35,231 47	35,000 00	231 47
4,856	REGENCY CENTERS CORP	12/23/97	03/26/01	116,263 85	115,500 00	763 85
2,303	REGENCY CENTERS CORP	12/26/97	03/26/01	55,155 46	59,359 18	4,203 72-
1,456	REGENCY CENTERS CORP	01/09/97	03/26/01	34,871 81	32,159 97	2,711 84
545	KOGER EQUITY INC	12/12/97	03/27/01	7,499 55	11,036 25	3,536 70-
300	KOGER EQUITY INC	03/16/99	03/27/01	4,128 19	4,180 50	52 31-
181	TOWN & COUNTRY TRUST	12/21/95	03/27/01	3,451 90	2,348 29	1,103 61
2,341	GLIMCHER REALTY TRUST	03/16/99	03/27/01	35,699 29	36,438 37	739 08-
122	MDU RESOURCES GROUP INC	03/29/99	03/27/01	4,177 14	2,812 32	1,364 82
1,188	MDU RESOURCES GROUP INC	03/31/99	03/27/01	40,675 76	27,232 05	13,443 71
1,325	HOUSEHOLD INTERNATIONAL INC	03/11/99	03/27/01	78,391 14	60,716 14	17,675 00
123	TOWN & COUNTRY TRUST	12/21/95	03/28/01	2,332 29	1,595 80	736 49
236	GLIMCHER REALTY TRUST	03/16/99	03/28/01	3,459 29	3,673 41	214 12-

CONFIDENTIAL

01/01/2001 TO 12/31/2001

ADMINISTRATOR JULIUS J CIESIELKA
INV OFFICER STEVE LEHMAN
TAX OFFICER FRANCIS MEHAFFEY

ACCOUNT 0049-03-1/3 (cont)
THE J N PEW JR TRUST
TAXPAYER ID 23-6299309

UNITS	SECURITY	DATE ACQUIRED	DATE DISPOSED	PROCEEDS	BASIS DISPOSED	GAIN/(LOSS)
1,473	LEXINGTON CORP PROPERTIES TRUST REIT	03/18/99	03/28/01	19,089 44	16,291 38	2,798 06
9,834	HARBORVEST PARTNERS V-PRTSHP FD LP	06/19/98	03/29/01	32,341 08	9,834 00	22,507 08
630	LEXINGTON CORP PROPERTIES TRUST REIT	04/22/99	03/29/01	8,120 43	6,957 09	1,163 34
703	LEXINGTON CORP PROPERTIES TRUST REIT	03/18/99	03/29/01	9,061 36	7,775 18	1,286 18
140	LEXINGTON CORP PROPERTIES TRUST REIT	03/19/99	03/29/01	1,804 54	1,530 90	273 64
10,342	KOLL BREN FUND V L P K/B OPPORTUNITY FUND II	06/12/98	03/30/01	10,675 42	10,342 00	333 42
1,794	VALUE ENHANCEMENT FUND L P	03/31/98	03/30/01	11,864 35	1,794 00	0 00
11,864 35	DOUGLAS EMMETT REALTY FUND 1998	04/12/99	03/30/01	9,588 00	11,864 35	0 00
170	MID-ATLANTIC REALTY TRUST BI	10/15/97	03/30/01	2,134 28	2,368 63	234 35-
500	REGENCY CENTERS CORP BI	01/09/97	03/30/01	12,189 59	11,038 77	1,150 82
2,281	NETCENTIVES INC	06/30/97	03/30/01	2,171 21	2,486 29	315 08-
84,000	TRANSWESTERN OFFICE PARTNERS II	04/09/98	03/30/01	84,000 00	84,000 00	0 00
585	LEXINGTON CORP PROPERTIES TRUST REIT	03/19/99	03/30/01	7,522 85	6,396 98	1,125 87
210	LEXINGTON CORP PROPERTIES TRUST REIT	03/16/99	03/30/01	2,700 51	2,270 65	429 86
1,193	TOWN & COUNTRY TRUST BI	12/21/95	04/02/01	22,609 34	15,477 99	7,131 35
59	MID-ATLANTIC REALTY TRUST BI	10/15/97	04/02/01	736 29	822 05	85 76-
1,008	LEXINGTON CORP PROPERTIES TRUST REIT	03/16/99	04/02/01	12,859 13	10,899 10	1,960 03
293	TOWN & COUNTRY TRUST	12/21/95	04/03/01	5,550 70	3,801 38	1,749 32
585	TOWN & COUNTRY TRUST	12/21/95	04/04/01	10,626 17	7,589 79	3,036 38
690	MDU RESOURCES GROUP INC	03/31/99	04/04/01	25,237 70	15,816 59	9,421 11
90	REGENCY CENTERS CORP	01/09/97	04/04/01	2,199 53	1,986 98	212 55

CONFIDENTIAL

01/01/2001 TO 12/31/2001

ACCOUNT 0049-03-1/3 (cont)
 THE J N PEW JR TRUST
 TAXPAYER ID 23-6299309
 ADMINISTRATOR JULIUS J CIESIELKA
 INV OFFICER STEVE LEHMAN
 TAX OFFICER FRANCIS MEHAFFEY

UNITS SECURITY DATE ACQUIRED DATE DISPOSED PROCEEDS BASIS DISPOSED GAIN/(LOSS)

2,051	K/B OPPORTUNITY FUND II	01/27/97	04/05/01	2,164	81	2,051	00	113	81
30,543	L P K/B OPPORTUNITY FUND II	04/26/95	04/05/01	32,237	90	30,543	00	1,694	90
100	L P EQUITABLE RESOURCES INC	04/20/99	04/05/01	7,223	80	2,515	14	4,708	66
422	BI MID-ATLANTIC REALTY TRUST	10/15/97	04/05/01	5,447	37	5,879	77	432	40-
1,380	BI REGENCY CENTERS CORP	01/09/97	04/05/01	33,739	87	30,467	02	3,272	85
168,372	74 WESTBROOK REAL EST FD II	01/20/98	04/05/01	174,198	79	168,372	74	5,826	05
109,461	48 LP MANAGEMENT WESTBROOK REAL EST FD II	03/13/98	04/05/01	113,249	07	109,461	48	3,787	59
1,400	DEAN FOODS CO	04/07/99	04/05/01	64,906	87	44,025	94	20,880	93
1,200	DEAN FOODS CO	08/06/99	04/05/01	55,634	46	39,425	04	16,209	42
20,387	COLONYINVESTOR III L P	03/27/98	04/05/01	36,594	43	20,387	00	16,207	43
25,200	COLONYINVESTOR III L P	07/02/98	04/05/01	45,233	71	25,200	00	20,033	71
6,582	COLONYINVESTOR III L P	08/31/98	04/05/01	11,814	62	6,582	00	5,232	62
263	BI MID-ATLANTIC REALTY TRUST	10/15/97	04/06/01	3,314	66	3,664	40	349	74-
487	BI MID-ATLANTIC REALTY TRUST	10/13/97	04/06/01	6,137	80	6,373	76	235	96-
228	BI MID-ATLANTIC REALTY TRUST	10/13/97	04/09/01	2,836	22	2,984	02	147	80-
1,676	ALTEL CORP EQUITY RESIDENTIAL PROPS	09/03/98	04/09/01	86,763	63	73,394	39	13,369	24
479	TR EQUITY RESIDENTIAL PROPS	08/05/99	04/09/01	24,653	31	19,618	74	5,034	57
1,079	TR EQUITY RESIDENTIAL PROPS	08/05/99	04/09/01	55,534	27	44,193	36	11,340	91
222	TR EQUITY RESIDENTIAL PROPS	08/05/99	04/09/01	11,425	96	9,092	61	2,333	35
185	TR EQUITY RESIDENTIAL PROPS	08/05/99	04/09/01	9,521	63	7,577	17	1,944	46
786	HCA - THE HEALTHCARE COMPANY	01/24/00	04/09/01	31,769	06	22,893	67	8,875	39
1,467	HOUSEHOLD INTERNATIONAL INC	03/11/99	04/09/01	87,166	23	67,223	07	19,943	16
975	KIMBERLY CLARK CORP	04/23/99	04/09/01	65,761	56	58,044	58	7,716	98
805	MCGRAW HILL INC	04/04/97	04/09/01	47,920	05	20,347	10	27,572	95
1,971	TARGET CORP	07/09/96	04/09/01	69,022	12	16,210	00	52,812	12

CONFIDENTIAL

01/01/2001 TO 12/31/2001

ACCOUNT 0049-03-1/3 (cont)
 TAXPAYER ID 23-6299309
 ADMINISTRATOR JULIUS J CIESIELKA
 INV OFFICER STEVE LEHMAN
 TAX OFFICER FRANCIS MEHAFFEY

UNITS	SECURITY	DATE ACQUIRED	DATE DISPOSED	PROCEEDS	BASIS DISPOSED	GAIN/(LOSS)
472	UNITED TECHNOLOGIES CORP	07/31/98	04/09/01	35,346 90	22,869 65	12,477 25
472	ALLTEL CORP	09/03/98	04/09/01	24,449 60	54	3,780 06
2,124	MYRTH	11/10/99	04/09/01	123,383 16	115,573 85	7,809 31
714	AMERICAN INTERNATIONAL GROUP INC	12/16/99	04/09/01	54,392 52	51,474 59	2,917 93
1,290	ANHUSER BUSCH COS INC	02/12/99	04/09/01	53,844 60	46,797 14	7,047 46
2,712	CITIGROUP INC	12/16/99	04/09/01	116,154 96	109,133 66	7,021 30
906	EL PASO CORPORATION	10/15/99	04/09/01	57,078 00	29,609 26	27,468 74
201	EQUITY RESIDENTIAL PROPS TR	08/05/99	04/09/01	10,351 50	8,232 50	2,119 00
715	EXXON MOBIL CORPORATION	04/29/99	04/09/01	58,994 65	56,852 51	2,142 14
1,031	EXXON MOBIL CORPORATION	03/08/99	04/09/01	85,067 81	72,877 89	2,189 92
834	HCA - THE HEALTHCARE COMPANY	01/24/00	04/09/01	33,735 30	24,291 75	9,443 55
183	INTERNATIONAL BUSINESS MACHINES CORP	10/27/98	04/09/01	17,568 00	13,311 08	4,256 92
116	JF MORGAN CHASE & CO	02/01/99	04/09/01	4,688 72	5,970 92	1,282 20-
865	JF MORGAN CHASE & CO	02/02/99	04/09/01	34,963 30	44,482 74	9,519 44-
807	KIMBERLY CLARK CORP	04/23/99	04/09/01	54,456 36	48,043 05	6,413 31
293	MCGRAW HILL INC	04/04/97	04/09/01	17,451 08	7,405 84	10,045 24
1,181	TARGET CORP	07/09/96	04/09/01	41,394 05	9,712 84	31,681 21
1,170	TARGET CORP	07/30/96	04/09/01	5,958 50	1,291 13	4,667 37
742	TYCO INTERNATIONAL LTD	12/07/98	04/09/01	32,922 54	25,206 70	7,715 84
704	UNITED TECHNOLOGIES CORP	07/31/98	04/09/01	52,743 68	34,110 67	18,633 01
2,748	VERIZON COMMUNICATIONS	04/16/99	04/09/01	138,087 00	159,587 91	21,500 91-
1,007	MID-ATLANTIC REALTY TRUST	10/13/97	04/10/01	12,249 94	13,179 41	929 47-
750	MID-ATLANTIC REALTY TRUST	10/13/97	04/12/01	8,669 33	9,815 85	1,146 52-
100	MID-ATLANTIC REALTY TRUST	10/13/97	04/11/01	1,193 96	1,308 78	114 82-
1,226	ESPERION THERAPEUTICS INC	07/07/98	04/11/01	7,049 27	2,442 81	4,606 46
2,713	ESPERION THERAPEUTICS INC	01/07/00	04/11/01	15,599 23	8,111 87	7,487 36
843 97	WESTBROOK REAL ESTATE FUND III L P	03/02/99	04/11/01	4,327 11	843 97	3,483 14
586	MID-ATLANTIC REALTY TRUST	10/13/97	04/16/01	6,829 66	7,669 45	839 79-

CONFIDENTIAL

01/01/2001 TO 12/31/2001

ADMINISTRATOR JULIUS J CIESIELKA
 INV OFFICER STEVE LEHMAN
 TAX OFFICER FRANCIS MEHAFFEY

ACCOUNT 0049-03-1/3 (cont)
 THE J N FEW JR TRUST
 TAXPAYER ID 23-6299309

UNITS SECURITY ACQUIRED DATE DISPOSED DATE PROCEEDS BASIS DISPOSED GAIN/(LOSS)

UNITS	SECURITY	ACQUIRED DATE	DISPOSED DATE	PROCEEDS	BASIS DISPOSED	GAIN/(LOSS)
391	MID-ATLANTIC REALTY TRUST	10/13/97	04/17/01	4,510 15	5,117 33	607 18-
19	MID-ATLANTIC REALTY TRUST	03/16/99	04/17/01	219 16	195 88	23 28
30	REGENCY CENTERS CORP	01/09/97	04/17/01	733 17	662 33	70 84
850	SYMANTEC CORP	11/20/96	04/24/01	51,294 17	12,046 45	39,247 72
130	SYMANTEC CORP	04/14/99	04/24/01	7,844 99	1,840 87	6,004 12
4,856	OLYMPUS REAL ESTATE FUND	04/15/98	04/24/01	5,203 29	4,856 00	347 29
13,738	OLYMPUS REAL ESTATE FUND	04/17/98	04/24/01	14,720 51	13,738 00	982 51
2,819	K/B OPPORTUNITY FUND II	04/26/95	04/30/01	2,819 00	2,819 00	0 00
170	EQUITABLE RESOURCES INC	04/20/99	04/30/01	13,422 94	4,275 74	9,147 20
650	MID-ATLANTIC REALTY TRUST	03/16/99	04/18/01	7,432 11	6,701 24	730 87
280	REGENCY CENTERS CORP	01/27/97	04/18/01	6,842 97	6,181 71	661 26
831	MID-ATLANTIC REALTY TRUST	03/16/99	04/19/01	9,090 83	8,567 28	523 55
350	REGENCY CENTERS CORP	01/27/97	04/19/01	8,553 71	7,727 14	826 57
500	VERIZON COMMUNICATIONS	04/16/99	04/20/01	26,679 36	29,037 10	2,357 74-
65	REGENCY CENTERS CORP	01/27/97	04/20/01	1,588 55	1,435 04	153 51
154	ANDREW CORP	04/10/00	05/01/01	2,631 90	3,688 27	1,056 37-
150	EQUITABLE RESOURCES INC	04/20/99	05/01/01	12,075 96	3,772 71	8,303 25
460	REGENCY CENTERS CORP	01/27/97	05/01/01	11,296 62	10,155 67	1,140 95
1,286	ANDREW CORP	04/10/00	05/02/01	21,924 67	30,799 44	8,874 77-
228	ANDREW CORP	04/07/00	05/02/01	3,887 11	5,343 75	1,456 64-
696	ALLIANT ENERGY CORP	12/22/99	05/02/01	21,552 94	19,265 00	2,287 94
150	REGENCY CENTERS CORP	01/27/97	05/02/01	3,667 42	3,311 63	355 79
460	COPART INC	12/16/98	05/02/01	11,210 29	2,837 63	8,372 66
432	ANDREW CORP	04/07/00	05/04/01	7,343 75	10,125 00	2,781 25-
484	ALLIANT ENERGY CORP	12/22/99	05/03/01	14,974 46	13,396 93	1,577 53

CONFIDENTIAL

01/01/2001 TO 12/31/2001

ACCOUNT 0049-03-1/3 (cont)
 THE J N PEM JR TRUST
 TAXPAYER ID 23-6299309

ADMINISTRATOR JULIUS J CIESIELKA
 INV OFFICER STEVE LEHMAN
 TAX OFFICER FRANCIS MEHARFEY

UNITS	SECURITY	DATE ACQUIRED	DATE DISPOSED	PROCEEDS	BASIS DISPOSED	GAIN/(LOSS)
40	COPART INC	12/16/98	05/03/01	976 77	246 75	730 02
4,466	COPART INC	12/16/98	05/07/01	101,795 78	27,426 26	74,369 52
600	RUBY TUESDAY INC	05/06/99	05/07/01	10,674 54	5,807 25	4,867 29
2,992	RUBY TUESDAY INC	05/11/99	05/07/01	53,230 39	29,389 38	23,841 01
756	RUBY TUESDAY INC	05/11/99	05/07/01	13,449 92	7,425 92	6,024 00
902	RUBY TUESDAY INC	05/05/99	05/07/01	16,047 40	8,699 30	7,348 10
3,000	DIME BANCORP INC NEW	09/01/99	05/07/01	100,789 73	54,127 02	46,662 71
4,900	DIME BANCORP INC NEW	08/20/99	05/07/01	164,623 23	93,808 14	70,815 09
723	THE PMI GROUP INC	11/09/98	05/07/01	46,664 62	26,714 90	19,949 72
897	THE PMI GROUP INC	11/11/98	05/07/01	57,895 15	32,222 15	25,672 96
6,185	ENERGY EAST CORP	01/31/00	05/07/01	123,472 59	140,319 09	16,846 50-
1,145	ENERGY EAST CORP	01/25/00	05/07/01	22,857 90	25,895 55	3,037 65-
200	HARMAN INTERNATIONAL INDS INC	12/29/97	05/07/01	6,835 97	4,074 54	2,761 43
2,610	HARMAN INTERNATIONAL INDS INC	05/05/97	05/07/01	89,209 43	50,973 30	38,236 13
400	MONY GROUP INC	03/25/99	05/07/01	13,899 70	9,673 20	4,226 50
100	MONY GROUP INC	09/09/99	05/07/01	3,474 92	2,705 91	769 01
2,000	MONY GROUP INC	11/10/98	05/07/01	69,498 48	47,000 00	22,498 48
1,775	ALLTEL CORP	09/03/98	05/08/01	97,426 50	77,729 73	19,696 77
581	WEETH	11/10/99	05/08/01	33,493 53	31,614 13	1,879 40
319	EL PASO CORPORATION	10/15/99	05/08/01	20,944 84	10,425 34	10,519 50
2,003	EQUITY RESIDENTIAL PROPS TR	08/05/99	05/08/01	101,648 86	82,038 27	19,610 59
959	HCA - THE HEALTHCARE COMPANY	01/24/00	05/08/01	35,922 94	27,932 60	7,990 34
907	HOUSEHOLD INTERNATIONAL INC	03/11/99	05/08/01	59,306 75	41,561 92	17,744 83
1,149	KIMBERLY CLARK CORP	04/23/99	05/08/01	66,731 69	68,403 30	1,671 61-
861	MCGRAW HILL INC	04/04/97	05/08/01	56,669 13	21,762 55	34,906 58
868	MELLON FINANCIAL CORP	05/05/00	05/08/01	36,932 17	27,277 16	9,655 01
145	SYSCO CORP	05/05/00	05/08/01	4,157 01	2,816 03	1,340 98
2,251	TARGET CORP	07/30/96	05/08/01	86,593 08	17,096 12	69,496 96

CONFIDENTIAL

01/01/2001 TO 12/31/2001

ADMINISTRATOR JULIUS J CIESIELKA
 INV OFFICER STEVE LEHMAN
 TAX OFFICER FRANCIS MEHARFEY

ACCOUNT 0049-03-1/3 (cont)
 THE J N FEM JR TRUST
 TAXPAYER ID 23-6299309

UNITS	SECURITY	DATE ACQUIRED	DATE DISPOSED	PROCEEDS	BASIS DISPOSED	GAIN/(LOSS)
620	UNITED TECHNOLOGIES CORP	07/31/98	05/08/01	47,794 21	30,040 64	17,753 57
459	QUAKER OATS CO	05/05/00	05/08/01	45,012 63	31,617 02	13,395 61
373	ALLTEL CORP	09/03/98	05/08/01	20,485 16	16,334 19	4,150 97
1,543	WYETH	11/10/99	05/08/01	89,000 24	83,959 72	5,040 52
78	AMERICAN INTERNATIONAL GROUP INC	12/16/99	05/08/01	6,552 00	5,623 27	928 73
636	AMERICAN INTERNATIONAL GROUP INC	12/16/99	05/08/01	53,424 00	45,851 31	7,572 69
1,290	ANHUEUSER BUSCH COS INC	02/12/99	05/08/01	52,438 50	46,797 14	5,641 36
2,711	CITIGROUP INC	12/16/99	05/08/01	134,980 69	109,093 42	25,887 27
588	EL PASO CORPORATION	10/15/99	05/08/01	38,625 72	19,216 60	19,409 12
163	EQUITY RESIDENTIAL PROPS TR	08/05/99	05/08/01	8,277 14	6,676 10	1,601 04
1,746	EXXON MOBIL CORPORATION	03/08/99	05/08/01	154,940 04	123,418 80	31,521 24
661	HCA - THE HEALTHCARE COMPANY	01/24/00	05/08/01	24,780 89	19,252 81	5,528 08
561	HOUSEHOLD INTERNATIONAL INC	03/11/99	05/08/01	36,700 62	25,706 98	10,993 64
909	INTERNATIONAL BUSINESS MACHINES CORP	10/27/98	05/08/01	106,989 30	66,118 98	40,870 32
981	JP MORGAN CHASE & CO	02/02/99	05/08/01	46,842 75	50,448 06	3,605 31-
633	KIMBERLY CLARK CORP	04/23/99	05/08/01	36,783 63	37,684 32	900 69-
237	MCGRAW HILL INC	04/04/97	05/08/01	15,606 45	5,990 39	9,616 06
581	MELTON FINANCIAL CORP	05/05/00	05/08/01	24,738 98	18,258 10	6,480 88
165	QUAKER OATS CO	05/05/00	05/08/01	16,186 50	11,365 60	4,820 90
799	SYSCO CORP	05/05/00	05/08/01	22,931 30	15,517 30	7,414 00
1,071	TARGET CORP	07/30/96	05/08/01	41,233 14	8,134 14	33,099 36
3,818	TYCO INTERNATIONAL LTD	12/07/98	05/08/01	201,514 04	129,702 43	71,811 61
556	UNITED TECHNOLOGIES CORP	07/31/98	05/08/01	42,878 72	26,939 67	15,939 05
2,248	VERIZON COMMUNICATIONS	04/16/99	05/08/01	124,988 80	130,550 80	5,562 00-
150	EMC CORP	05/02/00	05/09/01	6,030 08	10,260 70	4,230 62-
1,100	WELLS FARGO CO	05/01/00	05/11/01	50,838 21	45,578 50	5,259 71
2,444	BLACKSTONE REAL ESTATE PARTNERS II L P	07/29/97	05/14/01	3,782 77	2,444 00	1,338 77
77,163	BLACKSTONE REAL ESTATE PARTNERS II L P	07/30/97	05/14/01	119,431 32	77,163 00	42,268 32
1,200	ANHUEUSER BUSCH COS INC	02/12/99	05/15/01	50,622 83	43,532 22	7,090 61
2,500	ANHUEUSER BUSCH COS INC	02/12/99	05/15/01	105,464 22	90,692 12	14,772 10

CONFIDENTIAL

Gain/loss period is long
 Disposal method sale

01/01/2001 TO 12/31/2001

ACCOUNT 0049-03-1/3 (cont)
 TAXPAYER ID THE J N PEM JR TRUST 23-6299309
 ADMINISTRATOR JULIUS J CIESIELKA
 INV OFFICER STEVE LEHMAN
 TAX OFFICER FRANCIS MEHARBY

UNITS	SECURITY	DATE ACQUIRED	DATE DISPOSED	PROCEEDS	BASIS DISPOSED	GAIN/(LOSS)
1,500	KIMBERLY CLARK CORP	04/23/99	05/15/01	88,789 53	89,299 35	509 82-
513	AMLI RESIDENTIAL PROPERTIES	12/21/95	05/16/01	11,694 47	10,200 49	1,493 98
37	AMLI RESIDENTIAL PROPERTIES	04/18/96	05/16/01	843 46	736 63	106 83
100	AMLI RESIDENTIAL PROPERTIES	03/25/99	05/16/01	2,279 62	1,981 00	298 62
650	AMLI RESIDENTIAL PROPERTIES	05/08/96	05/16/01	14,817 56	12,635 35	2,182 21
1,200	ARDEN REALTY GROUP INC	10/03/96	05/16/01	28,912 67	24,000 00	4,912 67
80	BANCWEST CORPORATION	06/23/97	05/16/01	2,747 11	1,410 00	1,337 11
360	BANCWEST CORPORATION	06/24/97	05/16/01	12,361 99	6,345 00	6,016 99
360	BANCWEST CORPORATION	06/25/97	05/16/01	12,361 99	6,345 00	6,016 99
2,059	BANCWEST CORPORATION	11/25/96	05/16/01	70,703 69	33,607 00	37,096 69
1,050	BEDFORD PROPERTY INVESTORS	10/25/96	05/16/01	19,659 65	15,298 50	4,361 15
900	BEDFORD PROPERTY INVESTORS	11/05/98	05/16/01	16,851 12	15,014 61	1,836 51
550	BEDFORD PROPERTY INVESTORS	09/24/96	05/16/01	10,297 91	8,008 00	2,289 91
1,300	BJ'S WHOLESALE CLUB INC	01/07/97	05/16/01	55,263 36	12,834 28	42,429 08
412	BRANDYWINE REALTY TRUST	03/25/99	05/16/01	7,864 82	6,925 72	939 10
588	BRANDYWINE REALTY TRUST	03/25/99	05/16/01	11,224 54	9,884 28	1,340 26
1,100	CONSTELLATION BRANDS INC	06/03/99	05/16/01	38,982 69	25,699 19	13,283 50
400	CONSTELLATION BRANDS INC	03/08/00	05/16/01	14,175 53	9,105 70	5,069 83
1,380	EQUITABLE RESOURCES INC	04/20/99	05/16/01	109,832 05	34,708 93	75,123 12
400	GLIMCHER REALTY TRUST	11/09/98	05/16/01	6,138 20	6,431 92	293 72-
600	GLIMCHER REALTY TRUST	04/07/00	05/16/01	9,207 29	8,024 04	1,183 25
1,300	HARMAN INTERNATIONAL INDS INC	05/05/97	05/16/01	46,720 44	25,389 00	21,331 44
920	HERCULES INC	03/16/00	05/16/01	11,693 82	15,460 42	3,766 60-
780	HERCULES INC	03/16/00	05/16/01	9,914 32	13,107 74	3,193 42-
800	HERCULES INC	04/26/00	05/16/01	10,168 54	12,948 00	2,779 46-
80 5	ISTAR FINANCIAL INC	05/08/96	05/16/01	2,001 90	2,008 65	6 75-
1,116 5	ISTAR FINANCIAL INC	11/09/98	05/16/01	27,765 53	28,031 43	265 90-
303	ISTAR FINANCIAL INC	09/01/99	05/16/01	7,535 12	6,438 75	1,096 37
2,500	JACK IN THE BOX INC	10/19/98	05/16/01	61,722 94	34,525 00	27,197 94
417 7527	METRIS COMPANIES INC	05/05/97	05/16/01	11,958 19	4,416 83	7,541 36
720 2968	METRIS COMPANIES INC	05/05/97	05/16/01	20,618 53	7,615 58	13,002 95

CONFIDENTIAL

01/01/2001 TO 12/31/2001

ACCOUNT 0049-03-1/3 (cont)
 THE J N PEM JR TRUST
 TAXPAYER ID 23-6299309
 ADMINISTRATOR JULIUS J CIESIELKA
 INV OFFICER STEVE LEHMAN
 TAX OFFICER FRANCIS MEHAFPEY

UNITS	SECURITY	DATE ACQUIRED	DATE DISPOSED	PROCEEDS	BASIS DISPOSED	GAIN/(LOSS)
320 2968	METRIS COMPANIES INC	05/05/97	05/16/01	9,168 51	3,386 45	5,782 06
541 6537	METRIS COMPANIES INC	02/04/97	05/16/01	15,504 86	5,516 41	9,988 45
4,674	OCEAN ENERGY INC	03/03/00	05/16/01	87,785 53	53,595 82	34,189 71
828	OCEAN ENERGY INC	03/03/00	05/16/01	15,551 22	9,494 51	6,056 71
998	OCEAN ENERGY INC	03/14/00	05/16/01	18,744 11	11,412 13	7,331 98
2,100	REYNOLDS & REYNOLDS CO	08/12/98	05/16/01	46,157 93	32,676 00	13,481 93
400	REYNOLDS & REYNOLDS CO	08/12/98	05/16/01	8,791 99	6,224 00	2,567 99
2,500	REYNOLDS & REYNOLDS CO	08/13/98	05/16/01	54,949 91	38,890 50	16,059 41
50	RUBY TUESDAY INC	05/05/99	05/16/01	819 47	482 22	337 25
2,850	RUBY TUESDAY INC	05/18/99	05/16/01	46,709 94	27,165 77	19,544 17
11,200	SCI SYSTEMS INC	11/02/99	05/16/01	273,581 10	291,995 76	18,414 66-
600	SCI SYSTEMS INC	11/16/99	05/16/01	14,656 13	18,612 63	3,956 50-
1,000	SYMANTEC CORP	04/14/99	05/16/01	64,102 16	14,160 50	49,941 66
40	COPART INC	12/16/98	05/16/01	869 97	246 75	623 22
4,300	AVNET INC	11/04/99	05/16/01	106,712 11	114,869 56	8,157 45-
7,299 9863	REGENCY CENTERS CORP	01/27/97	05/17/01	174,755 83	161,165 83	13,590 00
2,668 0137	REGENCY CENTERS CORP	05/15/97	05/17/01	63,870 11	58,903 20	4,966 91
6,032	ABRY BROADCAST PARTNERS	10/26/98	05/17/01	6,032 00	6,032 00	0 00
525	CENTRA SOFTWARE INC	04/21/99	05/18/01	5,858 80	1,748 25	4,110 55
24,000	U S TREASURY BONDS DTD	06/16/98	05/21/01	24,708 75	25,590 00	881 25-
8,436 679	REGENCY CENTERS CORP	05/15/97	05/22/01	201,967 34	186,261 20	15,706 14
1,412 0913	REGENCY CENTERS CORP	09/30/97	05/22/01	33,804 34	31,175 52	2,628 82
119 2297	REGENCY CENTERS CORP	01/09/97	05/22/01	2,854 26	2,632 30	221 96
1,495	REGENCY CENTERS CORP	01/09/97	05/22/01	36,162 84	33,005 94	3,156 90
1,620	BLACKSTONE REAL ESTATE	10/20/99	05/22/01	1,620 00	1,620 00	0 00
7,851	ADVISORS III LP	10/21/99	05/22/01	7,851 00	7,851 00	0 00
1,000,000	GEN ELEC CAP CORP SER	03/30/99	05/20/01	1,004,230 00	1,005,480 00	1,250 00-

CONFIDENTIAL

8/27/2001

MTN1 DTD 8/27/1998 5 77&

01/01/2001 TO 12/31/2001

ACCOUNT 0049-03-1/3 (cont)
 THE J N BEW JR TRUST
 TAXPAYER ID 23-6299309
 ADMINISTRATOR JULIUS J CIESIELKA
 INV OFFICER STEVE LEHMAN
 TAX OFFICER FRANCIS MEHAFFEY

UNITS SECURITY DATE DATE ACQUIRED DISPOSED PROCEEDS BASIS DISPOSED GAIN/(LOSS)

2,492	REGENCY CENTERS CORP	09/17/97	05/23/01	59,656	48	55,017	25	4,639	23
400	HCA - THE HEALTHCARE COMPANY	05/05/00	05/23/01	14,507	31	11,299	00	3,208	31
4,100	HCA - THE HEALTHCARE COMPANY	01/24/00	05/23/01	148,699	98	119,419	88	29,280	10
2,224	BLACKSTONE REAL ESTATE PARTNERS II L P	07/30/97	05/23/01	5,824	08	2,224	00	3,600	08
9,781	DLJ REAL ESTATE CAPITAL PARTNERS II L P	12/14/99	05/23/01	9,781	00	9,781	00	0	00
11,430	DLJ REAL ESTATE CAPITAL PARTNERS II L P	12/22/99	05/23/01	11,430	00	11,430	00	0	00
267	REGENCY CENTERS CORP	09/16/96	05/24/01	6,405	73	5,907	24	498	49
4,562	REGENCY CENTERS CORP	01/09/97	05/24/01	109,218	80	100,719	42	8,499	38
1,481	REGENCY CENTERS CORP	09/17/97	05/24/01	35,470	56	32,710	25	2,760	31
73	REGENCY CENTERS CORP	01/27/97	05/24/01	1,747	66	1,611	66	136	00
280	REGENCY CENTERS CORP	01/27/97	05/24/01	6,703	37	6,181	71	521	66
65	REGENCY CENTERS CORP	01/27/97	05/24/01	1,556	14	1,435	04	121	10
460	REGENCY CENTERS CORP	01/27/97	05/24/01	11,012	68	10,155	67	857	01
1,531	REGENCY CENTERS CORP	09/30/97	05/24/01	36,660	74	33,807	81	2,852	93
149	REGENCY CENTERS CORP	01/27/97	05/24/01	3,577	44	3,299	04	278	40
900,000	U S TREASURY BONDS DTD 11/15/1997 6 125% 11/15/2027	06/16/98	05/25/01	913,851	56	959,625	00	45,773	44-
2,400	SUN MICROSYSTEMS INC	05/12/00	05/29/01	44,712	67	94,875	00	50,162	33-
1,600	SUN MICROSYSTEMS INC	05/01/00	05/29/01	29,808	44	73,400	00	13,591	56-
789	TL VENTURES III L P	08/29/97	05/30/01	447	74	789	29	341	55-
17,938	TL VENTURES III L P	12/18/97	05/30/01	10,176	08	17,938	59	7,762	51-
1,021	ARQULE INC	12/15/99	05/30/01	17,415	23	4,892	84	12,522	39
24	ARQULE INC	12/15/98	05/30/01	409	37	39	81	369	56
596,000	US TREASURY N/B DTD 11/15/1999 5 875% 11/15/2004	03/02/00	05/31/01	615,905	47	579,051	25	36,854	22
68,444	YARMOUTH CAPITAL PARTNERS L P II	01/15/97	05/31/01	68,444	44	68,444	44	0	00
356	K/B OPPORTUNITY FUND II L P	04/26/95	05/31/01	356	00	356	00	0	00

CONFIDENTIAL

01/01/2001 TO 12/31/2001

ADMINISTRATOR JULIUS J CIESIELKA
 INV OFFICER STEVE LEHMAN
 TAX OFFICER FRANCIS MEHAFFREY

ACCOUNT 0049-03-1/3 (cont)
 THE J N PEM JT TRUST
 TAXPAYER ID 23-6299309

UNITS	SECURITY	ACQUIRED DATE	DISPOSED DATE	PROCEEDS	BASIS DISPOSED	GAIN/(LOSS)
120	BT'S WHOLESALE CLUB INC	01/07/97	05/31/01	5,848 58	1,184 70	4,663 88
17,100	TRANSWESTERN OFFICE PARTNERS II	04/09/98	05/31/01	34,963 27	17,100 00	17,863 27
242	ARQULE INC	12/15/98	05/31/01	4,099 34	401 46	3,697 88
197	ARQULE INC	11/03/98	05/31/01	3,337 07	326 80	3,010 27
126	ARQULE INC	12/15/98	05/31/01	2,134 37	209 02	1,925 35
98	HUMAN GENOME SCIENCES INC	12/31/99	06/01/01	6,540 30	509 60	6,030 70
600	UNITED TECHNOLOGIES CORP	07/31/98	06/01/01	49,300 95	29,071 59	20,229 36
600	UNITED TECHNOLOGIES CORP	05/22/00	06/01/01	50,085 07	37,161 00	12,924 07
350	UNITED TECHNOLOGIES CORP	05/03/00	06/01/01	29,216 29	21,626 32	7,589 97
71	ARQULE INC	12/15/98	06/01/01	1,202 70	117 78	1,084 92
126	ARQULE INC	11/03/98	06/01/01	2,134 37	209 02	1,925 35
72,236 28	APOLLO REAL ESTATE ADVISORS III L P	05/01/98	06/04/01	93,076 00	72,236 28	20,839 72
400	ARQULE INC	11/03/98	06/04/01	6,775 77	663 54	6,112 23
63	ARQULE INC	03/10/99	06/04/01	1,067 18	0 00	1,067 18
24	ARQULE INC	12/15/98	06/04/01	406 55	39 81	366 74
102	ARQULE INC	11/03/98	06/04/01	1,727 82	169 20	1,558 62
75	ARQULE INC	11/03/98	06/04/01	1,270 46	124 41	1,146 05
800	INTEL CORP	06/18/99	06/04/01	22,586 00	1,528 00	21,058 00
12,682 7	CHARTERHOUSE EQUITY PARTNERS III L P	12/26/97	06/07/01	12,682 70	12,682 70	0 00
1,588 38	CHARTERHOUSE EQUITY PARTNERS III L P	01/14/98	06/07/01	1,588 38	1,588 38	0 00
0 5702	REGENCY CENTERS CORP AMERICAN INTERNATIONAL GROUP INC	01/27/97	06/08/01	0 57	12 59	12 02-
1,000		12/16/99	06/08/01	80,743 50	72,093 27	8,650 23
2,010	LIVEMORLD INC	11/30/96	06/11/01	301 49	7,123 44	6,821 95-
3,726	LIVEMORLD INC	08/31/98	06/11/01	558 88	13,204 94	12,646 06-
575	NORTEL NETWORKS CORP	05/03/00	06/15/01	5,082 83	32,720 37	27,637 54-
750	NORTEL NETWORKS CORP	05/22/00	06/15/01	6,629 78	37,779 37	31,149 59-
1,067	KONINKLIJKE PHILIPS ELECTRONICS NY SHR	05/01/00	06/15/01	26,435 32	49,743 32	23,308 00-
1,164	KONINKLIJKE PHILIPS ELECTRONICS NY SHR	05/12/00	06/15/01	28,838 54	52,599 84	23,761 30-

CONFIDENTIAL

01/01/2001 TO 12/31/2001

ACCOUNT 0049-03-1/3 (cont)
 THE J N BEM JR TRUST
 TAXPAYER ID 23-6299309
 ADMINISTRATOR JULIUS J CIESIELKA
 INV OFFICER STEVE LEHMAN
 TAX OFFICER FRANCIS MEHAFFEY

UNITS	SECURITY	DATE ACQUIRED	DATE DISPOSED	PROCEEDS	BASIS DISPOSED	GAIN/(LOSS)
84,232	BLACKSTONE REAL ESTATE	07/30/97	06/15/01	135,748	32	51,516
18,253	PARTNERS II L P	01/14/97	06/15/01	29,416	54	11,163
8,685	BLACKSTONE REAL ESTATE	09/03/97	06/15/01	13,996	75	5,311
9,794	BLACKSTONE REAL ESTATE	10/08/97	06/15/01	15,784	01	5,990
17,948	PARTNERS II L P	10/21/97	06/15/01	28,925	00	10,977
11,259	BLACKSTONE REAL ESTATE	11/18/97	06/15/01	18,145	01	6,886
22,479	PARTNERS II L P	11/21/97	06/15/01	36,227	17	13,748
910	DIGITAL INSIGHT	02/27/98	06/15/01	17,967	62	14,418
317	BANCWEST CORPORATION	11/25/96	06/18/01	10,891	76	5,717
1,824	BANCWEST CORPORATION	11/26/96	06/18/01	62,670	54	33,030
1,200	BANCWEST CORPORATION	05/05/97	06/18/01	41,230	62	21,655
850	CISCO SYSTEMS	05/22/00	06/19/01	14,407	02	28,942
325	FED NAT'L MTG ASSN	05/22/00	06/19/01	26,694	44	6,890
2,252	HARBORVEST PARTNERS	06/19/98	06/21/01	14,053	87	11,801
80	HARBORVEST PARTNERS	10/19/98	06/21/01	499	25	419
1,770	SYMANTEC CORP	04/14/99	06/22/01	73,250	95	48,186
428	HARBORVEST INT'L PRIV EQ	07/28/98	06/25/01	2,102	16	1,674
500	SCHLUMBERGER LTD	05/05/00	06/26/01	26,977	25	11,974
450	SCHLUMBERGER LTD	05/01/00	06/26/01	24,279	52	9,877
484 2133	CITIGROUP INC	05/01/00	06/26/01	25,114	29	2,658
16,744	HARBOR EST INT'L PRIVATE	01/15/97	06/27/01	29,017	00	12,273
439	WORLDWIDE STARWOOD HOTELS & RESORTS	06/26/00	06/27/01	15,957	69	1,918
11,974	SCHLUMBERGER LTD	05/05/00	06/26/01	38,951	40	26,977
11,974	SCHLUMBERGER LTD	05/01/00	06/26/01	34,157	48	22,455
12,273	EQ PTNRS II	01/15/97	06/27/01	29,017	00	16,744
14,039	WORLDWIDE	06/26/00	06/27/01	15,957	69	1,918

CONFIDENTIAL

Gain/loss period is long disposal method sale

01/01/2001 TO 12/31/2001

ADMINISTRATOR JULIUS J CIESIELKA
INV OFFICER STEVE LEHMAN
TAX OFFICER FRANCIS MEHAFFEY

ACCOUNT 0049-03-1/3 (cont)
THE J N PEM JR TRUST
TAXPAYER ID 23-6299309

UNITS SECURITY ACQUIRED DATE DISPOSED DATE PROCEEDS BASIS DISPOSED GAIN/(LOSS)

11,326	DOUGLAS EMMETT REALTY	04/12/99	06/29/01	11,326	00	11,326	00	0	00
19,047	APA EXCELSIOR IV L P	08/07/98	06/29/01	61,988	99	19,047	00	42,941	99
66,924	DLJ REAL ESTATE CAPITAL PARTNERS INC	12/11/98	06/29/01	75,390	68	66,924	00	8,466	68
8,104	VALUE ENHANCEMENT FUND	03/31/98	06/29/01	8,104	40	8,104	40	0	00
3,760	VALUE ENHANCEMENT FUND	07/20/98	06/29/01	3,760	24	3,760	24	0	00
160	HICKS MUSE TATE & FURST EQ FUND IV LP	03/23/99	06/29/01	160	00	160	00	0	00
10,568	ASLAN REALTY PARTNERS LP	06/24/99	06/29/01	15,416	89	10,568	76	4,848	13
500,000	U S TREASURY BONDS DTD	06/16/98	06/28/01	519,296	87	533,125	00	13,828	13-
577,000	US TREASURY N/B DTD	03/02/00	06/28/01	597,488	00	560,591	56	16,896	44
15,262	OLYMPUS REAL ESTATE FUND	05/19/98	06/28/01	15,262	00	15,262	00	0	00
1,074	OLYMPUS REAL ESTATE FUND	04/17/98	06/28/01	1,074	00	1,074	00	0	00
27,270	OLYMPUS REAL ESTATE FUND	05/29/98	06/28/01	27,270	00	27,270	00	0	00
62	RADWARE LTD	06/30/99	07/03/01	1,066	98	355	26	711	72
1,600	AMERICAN INTERNATIONAL GROUP INC	12/16/99	07/03/01	138,536	02	115,349	22	23,186	80
300	FLEETBOSTON FINANCIAL CORPORATION	07/16/98	07/09/01	11,521	90	13,089	34	1,567	44-
12,541	NATURAL GAS PARTNERS VI LP	05/09/00	06/06/01	14,743	90	12,541	16	2,202	74
9,162	WESTBROOK REAL EST FD II	07/01/99	07/12/01	9,162	00	9,162	00	0	00
8,290	WESTBROOK REAL EST FD II	09/30/99	07/12/01	8,290	40	8,290	40	0	00

CONFIDENTIAL

Gain/loss period is long
Disposal method sale

01/01/2001 TO 12/31/2001

ADMINISTRATOR JULIUS J CIESIELKA
 INV OFFICER STEVE LEHMAN
 TAX OFFICER FRANCIS MEHAFEBY

ACCOUNT 0049-03-1/3 (cont)
 THE J N PEW JR TRUST
 TAXPAYER ID 23-6299309

UNITS SECURITY DATE ACQUIRED DATE DISPOSED PROCEEDS BASIS DISPOSED GAIN/(LOSS)

400	UNITED PARCEL SERVICE - CL B	05/01/00	07/16/01	23,315	22	26,219	00	2,903	78-
7,200	MELLON FINANCIAL CORP	05/05/00	07/16/01	306,583	76	226,262	16	80,321	60
1,200	MELLON FINANCIAL CORP	05/08/00	07/16/01	51,097	30	38,972	76	12,124	54
1,300	MELLON FINANCIAL CORP	05/01/00	07/16/01	55,355	40	43,953	00	11,402	40
100	TRANSCOCEAN SEDCO FOREX INC	07/12/00	07/17/01	3,401	18	5,218	50	1,817	32-
500	TRANSCOCEAN SEDCO FOREX INC	05/12/00	07/17/01	17,005	88	25,248	75	8,242	87-
600	TRANSCOCEAN SEDCO FOREX INC	05/01/00	07/17/01	20,407	06	28,591	68	8,184	62-
700	ALTEL CORP	09/03/98	07/18/01	44,791	43	30,653	98	14,137	45
1,200	FLEETBOSTON FINANCIAL CORPORATION	05/01/00	07/18/01	44,219	73	43,298	64	921	09
21,317	32 APOLLO REAL ESTATE MANAGEMENT IV LP	01/20/00	07/18/01	31,906	94	21,317	32	10,589	62
475	KIMBERLY CLARK CORP	05/22/00	07/19/01	26,762	36	28,734	56	1,972	20-
425	KIMBERLY CLARK CORP	05/02/00	07/19/01	23,945	28	24,675	50	730	22-
400	KIMBERLY CLARK CORP	05/05/00	07/19/01	22,534	45	23,554	36	1,019	91-
2,500	KIMBERLY CLARK CORP	04/23/99	07/19/01	140,840	29	148,832	25	7,991	96-
300	AMERICAN INTERNATIONAL GROUP INC	05/22/00	07/23/01	25,091	16	23,399	50	1,691	66
1,528	TR EQUITY RESIDENTIAL PROPS	08/05/99	07/27/01	86,477	63	62,583	37	23,894	26
200	ALTEL CORP	05/02/00	07/27/01	12,371	19	13,024	50	653	31-
125	A T & T WIRELESS GROUP	05/02/00	07/27/01	2,332	42	4,015	31	1,682	89-
125	WYETH	05/22/00	07/27/01	7,471	00	7,187	19	283	81
175	CISCO SYSTEMS	05/22/00	07/27/01	3,354	64	8,925	00	5,570	36-
150	EXXON MOBIL CORPORATION	05/22/00	07/27/01	6,418	10	6,297	23	120	87
200	GENERAL ELECTRIC CO	07/18/00	07/27/01	8,847	70	10,535	54	1,687	84-
75	INTEL CORP	05/02/00	07/27/01	2,223	67	4,558	59	2,334	92-
100	MERCK & CO INC	05/22/00	07/27/01	6,559	13	7,217	70	658	57-
50	SUN MICROSYSTEMS INC	07/18/00	07/27/01	820	47	2,390	63	1,570	16-
125	TEXAS INSTRUMENTS INC	05/03/00	07/27/01	4,412	35	9,808	44	5,396	09-
25	LYCO INTERNATIONAL LTD	05/03/00	07/27/01	1,332	21	1,218	54	113	67
125	UNITED TECHNOLOGIES CORP	05/03/00	07/27/01	9,093	34	7,723	69	1,369	65

CONFIDENTIAL

01/01/2001 TO 12/31/2001

ADMINISTRATOR JULIUS J CIESIELKA
 INV OFFICER STEVE LEHMAN
 TAX OFFICER FRANCIS MEHAFREY

ACCOUNT 0049-03-1/3 (cont)
 THE J N BEW JR TRUST
 TAXPAYER ID 23-6299309

UNITS	SECURITY	DATE ACQUIRED	DATE DISPOSED	PROCEEDS	BASIS DISPOSED	GAIN/(LOSS)
-------	----------	---------------	---------------	----------	----------------	-------------

Gain/loss period is long
 Disposal method sale

1,672	EQUITY RESIDENTIAL PROPS TR	08/05/99	07/30/01	94,416 69	68,481 27	25,935 42
99	INTERNAP NETWORK SERVICES	03/25/00	08/01/01	193 04	606 87	413 83-
129,918	COLONYINVESTOR III L P	08/31/98	08/01/01	224,685 72	129,918 00	94,767 72
68,945	COLONYINVESTOR III L P	09/14/98	08/01/01	119,236 42	68,945 00	50,291 42
2,300	SYSCO CORP	05/03/00	08/01/01	59,595 60	45,054 36	14,541 24
2,150	SYSCO CORP	07/19/00	08/01/01	55,708 94	42,731 25	12,977 69
500	SYSCO CORP	07/31/00	08/01/01	12,955 57	9,942 80	3,012 77
6,400	SYSCO CORP	05/05/00	08/01/01	165,831 25	124,293 76	41,537 49
75	QUAKER OATS CO	05/03/00	08/01/01	7,547 80	5,235 75	2,312 05
525	QUAKER OATS CO	05/22/00	08/01/01	52,834 60	36,477 05	16,357 55
475	QUAKER OATS CO	07/31/00	08/01/01	47,802 74	32,235 07	15,567 67
2,800	QUAKER OATS CO	05/05/00	08/01/01	281,784 56	192,870 72	88,913 84
875	TYCO INTERNATIONAL LTD	05/03/00	08/02/01	46,499 54	42,648 90	3,850 64
975	TYCO INTERNATIONAL LTD	05/22/00	08/02/01	51,813 77	44,969 44	6,844 33
4,500	TYCO INTERNATIONAL LTD	12/04/98	08/02/01	239,140 47	150,999 75	88,140 72
3,300	MCGRAW HILL INC	04/04/97	08/02/01	198,087 43	83,410 47	114,676 96
764	DUKE ENERGY CORP	05/09/00	08/02/01	30,583 58	22,439 48	8,144 10
717	DUKE ENERGY CORP	05/05/00	08/02/01	28,702 12	20,745 61	7,956 51
11,661	DOUGHTY HANSON & CO EUROPEAN REAL EST	03/13/00	08/02/01	11,661 00	11,661 00	0 00
2,519	DUKE ENERGY CORP	05/05/00	08/03/01	99,777 78	72,884 49	26,893 29
1,674	NISOURCE INC	05/01/00	08/15/01	42,045 29	34,978 72	7,066 57
825	ZIMMER HOLDINGS INC	05/02/00	08/15/01	2,304 97	2,051 26	253 71
275	ZIMMER HOLDINGS INC	05/22/00	08/15/01	768 32	765 81	2 51
50	ZIMMER HOLDINGS INC	07/18/00	08/15/01	1,396 95	1,276 34	120 61
50	ZIMMER HOLDINGS INC	07/31/00	08/15/01	1,396 95	1,193 46	203 49
475	ZIMMER HOLDINGS INC	08/09/00	08/15/01	1,327 11	1,192 48	134 63
3,242	COLONYINVESTOR III L P	09/14/98	08/16/01	11,660 00	3,242 00	8,418 00
5,942 23	CROW FAMILY HOLDINGS REALTY PARTNERS LP	06/27/00	08/14/01	5,942 23	5,942 23	0 00
44,555	HICKS MUSE TATE & FURST EQ FUND IV LP	03/23/99	08/20/01	122,794 18	44,555 00	78,239 18

CONFIDENTIAL

01/01/2001 TO 12/31/2001

ADMINISTRATOR JULIUS J CIESIELKA
 INV OFFICER STEVE LEHMAN
 TAX OFFICER FRANCIS MEHAFFEY

ACCOUNT 0049-03-1/3 (cont)
 THE J N PEW JR TRUST
 TAXPAYER ID 23-6299309

UNITS	SECURITY	DATE ACQUIRED	DATE DISPOSED	PROCEEDS	BASIS DISPOSED	GAIN/(LOSS)
12,250	BLACKSTONE REAL ESTATE ADVISORS III LP	10/21/99	08/20/01	12,250 00	12,250 00	0 00
473	BLACKSTONE REAL ESTATE PARTNERS II LP	11/21/97	08/21/01	763 15	473 00	290 15
6,288	BLACKSTONE REAL ESTATE PARTNERS II LP	12/16/97	08/21/01	10,145 20	6,288 00	3,857 20
1,946	CROWN CASTLE INTL CORP	02/24/97	08/22/01	14,687 72	8,173 20	6,514 52
600	V F CORP	07/18/00	08/22/01	20,432 32	15,698 64	4,733 68
75	V F CORP	06/01/00	08/22/01	2,554 04	2,249 19	304 85
650	V F CORP	07/31/00	08/22/01	22,135 01	14,443 91	7,691 10
700	V F CORP	08/09/00	08/22/01	23,837 70	16,622 48	7,215 22
47,093	COLONYINVESTOR III LP	09/14/98	08/23/01	70,205 49	47,093 00	23,112 49
24,232	COLONYINVESTOR III LP	12/28/98	08/23/01	36,124 67	24,232 00	11,892 67
54,184	DLJ REAL ESTATE CAPITAL PARTNERS INC	12/11/98	08/23/01	54,184 00	54,184 00	0 00
1,500	INTERNATIONAL BUSINESS MACHINES CORP	10/27/98	08/24/01	157,623 59	109,107 22	48,516 37
1,725	MELTON FINANCIAL CORP	06/01/00	08/24/01	63,138 93	68,672 25	5,533 32
800	MELTON FINANCIAL CORP	07/19/00	08/24/01	29,281 82	29,650 00	368 18
825	MELTON FINANCIAL CORP	07/31/00	08/24/01	30,196 88	31,170 89	974 01
1,333 0003	CITIGROUP INC	08/09/00	08/24/01	64,388 69	72,042 00	7,653 31
66 9997	CITIGROUP INC	07/31/00	08/24/01	3,236 33	3,461 32	224 99
38,192	COLONYINVESTOR III LP	12/28/98	08/24/01	41,299 02	38,192 00	3,107 02
800	PRIZER INC	07/19/00	08/28/01	32,390 92	35,900 00	3,509 08
700	KIMBERLY CLARK CORP	04/26/99	08/28/01	44,196 52	42,117 88	2,078 64
400	TYCO INTERNATIONAL LTD	07/19/00	08/28/01	21,131 29	21,625 00	493 71
545	EMERSON ELECTRIC CO	08/09/00	08/30/01	29,015 37	36,807 39	7,792 02
155	EMERSON ELECTRIC CO	08/09/00	08/30/01	8,252 08	10,452 43	2,200 35
912 6	WESTBROOK REAL EST FD II LP MANAGEMENT	09/30/99	08/30/01	912 60	31,558 00	0 00
2,319 83	WESTBROOK REAL EST FD II LP MANAGEMENT	01/27/99	08/30/01	2,319 83	2,319 83	0 00
2,700	EXXON MOBIL CORPORATION	03/08/99	08/31/01	108,639 51	95,426 91	13,212 60
27,085	COLONYINVESTOR III LP	12/28/98	08/31/01	27,159 69	27,085 00	74 69

CONFIDENTIAL

01/01/2001 TO 12/31/2001

ACCOUNT 0049-03-1/3 (cont)
 THE J N BEW JR TRUST
 TAXPAYER ID 23-6299309

ADMINISTRATOR JULIUS J CIESIELKA
 INV OFFICER STEVE LEHMAN
 TAX OFFICER FRANCIS MEHAFFEY

UNITS SECURITY DATE ACQUIRED DATE DISPOSED PROCEEDS BASIS DISPOSED GAIN/(LOSS)

425	SAFWAY STORES INC	07/18/00	09/04/01	18,943	02	19,416	12	473	10-
900	SAFWAY STORES INC	06/01/00	09/04/01	40,114	63	41,645	61	1,530	98-
425	SAFWAY STORES INC	07/31/00	09/04/01	18,943	02	19,323	09	380	07-
350	SAFWAY STORES INC	08/09/00	09/04/01	15,600	13	16,781	62	1,181	49-
250	SCHLUMBERGER LTD	05/03/00	09/04/01	12,561	21	19,199	07	6,637	86-
500	SCHLUMBERGER LTD	05/22/00	09/04/01	25,122	41	37,645	55	12,523	14-
450	SCHLUMBERGER LTD	07/19/00	09/04/01	22,610	17	34,059	37	11,449	20-
425	SCHLUMBERGER LTD	07/31/00	09/04/01	21,354	05	31,305	50	9,951	45-
600	FED NAT'L MTG ASSN	05/03/00	09/04/01	45,821	31	33,984	24	11,837	07
100	FED NAT'L MTG ASSN	05/22/00	09/04/01	7,636	88	6,093	50	1,543	38
350	FED NAT'L MTG ASSN	08/09/00	09/04/01	26,729	10	19,446	00	7,283	10
50	INTERNATIONAL BUSINESS MACHINES CORP	07/31/00	09/04/01	5,084	37	5,613	74	529	37-
225	INTERNATIONAL BUSINESS MACHINES CORP	05/03/00	09/04/01	22,879	66	24,876	00	1,996	34-
600	MERCK & CO INC	07/31/00	09/05/01	40,046	98	42,336	00	2,289	02-
700	MERCK & CO INC	08/09/00	09/05/01	46,721	48	50,922	27	4,200	79-
100	MERCK & CO INC	05/12/00	09/05/01	6,674	50	6,837	25	162	75-
425	HOUSEHOLD INTERNATIONAL INC	07/31/00	09/05/01	24,009	61	18,941	91	5,067	70
450	HOUSEHOLD INTERNATIONAL INC	08/09/00	09/05/01	25,421	95	21,938	72	3,483	23
115	HOUSEHOLD INTERNATIONAL INC	07/19/00	09/05/01	6,496	72	4,995	31	1,501	41
970	HOUSEHOLD INTERNATIONAL INC	03/11/99	09/05/01	54,798	41	44,448	80	10,349	61
450	HOUSEHOLD INTERNATIONAL INC	05/03/00	09/05/01	25,593	93	18,730	13	6,863	80
525	HOUSEHOLD INTERNATIONAL INC	05/22/00	09/05/01	29,859	58	21,950	25	7,909	33
335	HOUSEHOLD INTERNATIONAL INC	07/19/00	09/05/01	19,053	26	14,551	57	4,501	69
200	HOUSEHOLD INTERNATIONAL INC	05/05/00	09/05/01	11,375	08	7,987	00	3,388	08
2,630	HOUSEHOLD INTERNATIONAL INC	03/11/99	09/05/01	149,582	30	120,515	80	29,066	50
168	HARBOUR EST INT'L PRIVATE EQ PTNRS II	01/15/97	09/11/01	261	14	168	00	93	14

CONFIDENTIAL

FEDERAL SCHEDULE D CHRONOLOGICALLY

01/01/2001 TO 12/31/2001

ACCOUNT 0049-03-1/3 (cont)
 THE J N PEM JR TRUST
 TAXPAYER ID 23-6299309
 ADMINISTRATOR JULIUS J CIESIELKA
 INV OFFICER STEVE LEHMAN
 TAX OFFICER FRANCIS MEHAFFEY

UNITS	SECURITY	DATE ACQUIRED	DATE DISPOSED	PROCEEDS	BASIS DISPOSED	GAIN/(LOSS)
-------	----------	------------------	------------------	----------	----------------	-------------

15,253	HARBOR EST INT'L PRIVATE EQ PTNRS II	02/03/97	09/11/01	23,709 03	15,253 00	8,456 03
49,278 15	VALUE ENHANCEMENT FUND III	06/25/99	09/13/01	55,368 71	49,278 15	6,090 56
74,902 74	VALUE ENHANCEMENT FUND III	11/03/98	09/13/01	84,160 38	74,902 74	9,257 64
87,104 04	VALUE ENHANCEMENT FUND III	12/18/98	09/13/01	97,869 71	87,104 04	10,765 67
425	HCA - THE HEALTHCARE COMPANY	07/19/00	09/17/01	19,035 12	13,334 38	5,700 74
450	ANHEUSER BUSCH COS INC	07/19/00	09/17/01	19,597 07	18,351 56	1,245 51
2,300	AES CORP	07/12/00	09/18/01	57,318 69	115,603 29	58,284 60-
2	AES CORP	07/31/00	09/18/01	49 84	104 87	55 03-
398	AES CORP	07/31/00	09/18/01	9,918 62	21,167 79	11,249 17-
648	AES CORP	08/09/00	09/18/01	16,148 92	36,447 08	20,298 16-
852	AES CORP	08/09/00	09/18/01	21,232 83	48,416 69	27,183 86-
1,025	CITIGROUP INC	07/31/00	09/20/01	37,271 75	52,953 19	15,681 44-
13,500	OLYMPUS REAL ESTATE FUND II	05/29/98	09/21/01	14,649 67	13,500 00	1,149 67
30,587	OLYMPUS REAL ESTATE FUND II	06/10/98	09/21/01	33,191 82	30,587 00	2,604 82
10,014	APOLLO REAL ESTATE ADVISORS II L P	10/15/99	09/21/01	19,001 90	10,014 00	8,987 90
28,999 28	APOLLO REAL ESTATE ADVISORS II L P	12/23/96	09/21/01	55,027 09	28,999 28	26,027 81
59,930 59	WESTBROOK REAL ESTATE FUND III L P	03/02/99	09/21/01	102,140 60	59,930 59	42,210 01
4,600	HARBOR EST INT'L PRIV EQ PTNRS II-DIR	06/05/98	09/24/01	19,957 51	4,600 00	15,357 51
1,000	EMC CORP	07/18/00	09/24/01	12,839 57	75,760 20	62,920 63-
1,600	EMC CORP	05/12/00	09/24/01	20,543 31	101,181 78	80,638 47-
500	EMC CORP	05/01/00	09/24/01	6,419 78	34,920 49	28,500 71-
1,000	EMC CORP	07/31/00	09/24/01	12,839 57	83,130 68	70,291 11-
700	EMC CORP	08/09/00	09/24/01	8,987 70	62,355 84	53,368 14-
3,500	WYETH	11/10/99	09/24/01	187,823 67	190,446 55	2,622 88-

CONFIDENTIAL

01/01/2001 TO 12/31/2001

ADMINISTRATOR JULIUS J CIESIELKA
 INV OFFICER STEVE LEHMAN
 TAX OFFICER FRANCIS MEHAFFEY

ACCOUNT 0049-03-1/3 (cont)
 THE J N FEM JT TRUST
 TAXPAYER ID 23-6299309

UNITS	SECURITY	ACQUIRED DATE	DISPOSED DATE	PROCEEDS	BASIS DISPOSED	GAIN/(LOSS)
9,621	CROW FAMILY HOLDINGS REALTY PARTNERS LP	06/27/00	09/24/01	20,048 82	9,621 00	10,427 82
22,129 13	TL VENTURES IV LP	07/06/99	09/25/01	18,555 62	22,129 13	3,573 51-
35,000	TL VENTURES IV LP	07/27/99	09/25/01	29,348 04	35,000 00	5,651 96-
6,495 21	TL VENTURES IV LP	09/30/99	09/25/01	5,446 33	6,495 21	1,048 88-
1,000	ALTTEL CORP	09/03/98	09/25/01	57,022 79	43,791 40	13,231 39
29,467	DOVER STREET IV LP HICKS MUSE TATE & FURST EQ FUND IV LP	10/20/99	09/26/01	29,467 00	29,467 00	0 00
213		03/23/99	09/26/01	609 84	213 00	396 84
3,430	INFORMATION TECHNOLOGY VENTURES II LP	05/07/98	09/27/01	12,289 26	3,430 00	8,859 26
8,988	INFORMATION TECHNOLOGY VENTURES II LP	06/12/98	09/27/01	32,202 87	8,988 00	23,214 87
676 84	INFORMATION TECHNOLOGY VENTURES II LP	06/29/98	09/27/01	2,425 03	676 84	1,748 19
1,145	HARBORVEST INT'L PRIV EQ VENTURES II LP	07/08/98	09/27/01	1,680 63	1,145 00	535 63
3,925	WORLDCOM INC-WORLDCOM GROUP	08/08/00	09/27/01	56,071 86	135,635 57	79,563 71-
15,349	APA EXCELSIOR IV LP	05/01/95	09/27/01	15,944 80	15,349 00	595 80
948	ABRY BROADCAST PARTNERS III LP	08/29/97	09/28/01	948 00	948 00	0 00
13,912	ABRY BROADCAST PARTNERS III LP	01/05/99	09/28/01	13,912 00	13,912 00	0 00
14,803	ABRY BROADCAST PARTNERS III LP	10/26/98	09/28/01	14,803 00	14,803 00	0 00
2,418	ABRY BROADCAST PARTNERS III LP	04/30/99	09/28/01	2,418 00	2,418 00	0 00
38,838	K/B OPPORTUNITY FUND II LP	04/26/95	09/28/01	55,372 97	38,838 00	16,534 97
15,606 77	VALUE ENHANCEMENT FUND II LP	12/16/98	09/28/01	15,606 77	15,606 77	0 00
12,774	DOUGLAS EMMETT REALTY - LLC	04/12/99	09/28/01	12,774 00	12,774 00	0 00
622	GPU INC FUND 1998	09/27/00	09/28/01	24,537 20	20,085 37	4,451 83
178	GPU INC	09/27/00	09/28/01	7,021 90	5,747 90	1,274 00
4,700	STARWOOD HOTELS & RESORTS WORLDWIDE	06/27/00	09/28/01	101,752 06	148,463 60	46,711 54-

CONFIDENTIAL

FEDERAL SCHEDULE D CHRONOLOGICALLY

01/01/2001 TO 12/31/2001

ACCOUNT 0049-03-1/3 (cont)
 THE J N PEM JT TRUST
 TAXPAYER ID 23-6299309
 ADMINISTRATOR JULIUS J CIESIELKA
 INV OFFICER STEVE LEHMAN
 TAX OFFICER FRANCIS MEHAFFEY

UNITS	SECURITY	DATE ACQUIRED	DATE DISPOSED	PROCEEDS	BASIS DISPOSED	GAIN/(LOSS)
575	PIZIER INC	07/31/00	09/28/01	22,809 43	24,957 58	2,148 15-
550	DUKE ENERGY CORP	07/31/00	09/28/01	20,607 59	17,150 13	3,457 46
28,751 83	ASLAN REALTY PARTNERS LP	06/24/99	09/28/01	34,161 15	28,751 83	5,409 32
708	LOCKHEED MARTIN CORP	09/26/00	10/03/01	32,156 42	21,629 68	10,526 74
599	TARGET CORP	07/30/96	10/03/01	20,704 94	4,549 35	16,155 59
650	EXXON MOBIL CORPORATION	05/22/00	10/04/01	26,555 32	27,288 01	732 69-
825	EXXON MOBIL CORPORATION	08/09/00	10/04/01	33,704 82	33,847 23	142 41-
660	JACK IN THE BOX INC	10/19/98	10/04/01	15,799 87	9,114 60	6,685 27
375	PIZIER INC	07/31/00	10/05/01	15,359 49	16,276 69	917 20-
625	PIZIER INC	05/03/00	10/05/01	25,599 14	26,617 48	1,018 34-
5,264 38	CYPRESS MERCHANT BANKING PARTNERS II	11/01/99	10/02/01	5,264 38	5,264 38	0 00
5 64	CYPRESS MERCHANT BANKING PARTNERS II	07/07/99	10/02/01	5 64	05 64	0 00
318 78	CYPRESS MERCHANT BANKING PARTNERS II	11/12/99	10/02/01	318 78	318 78	0 00
7,578	OCCIDENTAL PETROLEUM CORP	09/22/00	10/10/01	198,220 97	169,847 23	28,373 74
1,196	JACK IN THE BOX INC	10/19/98	10/11/01	28,631 28	16,516 76	12,114 52
2,122	OCCIDENTAL PETROLEUM CORP	09/22/00	10/11/01	55,515 39	47,560 81	7,954 58
1,600	NOKIA CORP	05/12/00	10/11/01	30,335 15	87,026 56	56,691 41-
1,300	NOKIA CORP	07/18/00	10/11/01	24,647 30	71,496 75	46,849 45-
1,200	NOKIA CORP	05/01/00	10/11/01	22,751 36	70,872 00	48,120 64-
300	NOKIA CORP	07/31/00	10/11/01	5,687 84	13,391 64	7,703 80-
1,100	NOKIA CORP	08/09/00	10/11/01	20,855 41	44,272 25	23,416 84-
200	NOKIA CORP	09/20/00	10/11/01	3,791 89	8,649 50	4,857 61-
1,962	ALLTEL CORP	09/03/98	10/12/01	118,982 49	85,918 73	33,063 76
934,000	INTERNATIONAL BK RECONDEV DTD 3/17/1998 5.625% 3/17/2003	04/16/98	10/15/01	970,323 26	929,096 50	41,226 76
1,243	ALLTEL CORP	09/03/98	10/15/01	74,522 44	54,432 71	20,089 73
354	JACK IN THE BOX INC	10/19/98	10/16/01	8,474 47	4,888 74	3,585 73

CONFIDENTIAL

01/01/2001 TO 12/31/2001

ACCOUNT 0049-03-1/3 (cont)
 THE J N PEW JR TRUST
 TAXPAYER ID 23-6299309
 ADMINISTRATOR JULIUS J CIESIELKA
 INV OFFICER STEVE LEHMAN
 TAX OFFICER FRANCIS MEHAFFEY

UNITS	SECURITY	DATE ACQUIRED	DATE DISPOSED	PROCEEDS	BASIS DISPOSED	GAIN/(LOSS)
275	ALLTEL CORP	08/09/00	10/16/01	16,486	17,191	705
350	ALLTEL CORP	07/31/00	10/16/01	20,982	21,436	453
958	ALLTEL CORP	09/03/98	10/16/01	57,433	41,952	15,480
200	JOHNSON CONTROLS	05/01/00	10/16/01	14,551	12,653	1,898
450	JOHNSON CONTROLS	05/12/00	10/16/01	32,741	28,072	4,668
1,095	JACK IN THE BOX INC	10/19/98	10/17/01	26,260	15,121	11,138
450	JOHNSON CONTROLS	05/12/00	10/17/01	33,146	28,072	5,073
100	JOHNSON CONTROLS	08/09/00	10/17/01	7,365	5,750	1,615
300	AMERICAN INTERNATIONAL GROUP INC	09/20/00	10/17/01	25,586	26,660	1,074
200	DUKE ENERGY CORP	09/20/00	10/17/01	8,069	7,679	389
500	DUKE ENERGY CORP	08/09/00	10/17/01	20,174	17,070	3,104
400	MEDTRONIC INC	08/09/00	10/17/01	17,815	22,673	4,858
800	SPRINT CORP (PCS GROUP)	07/18/00	10/17/01	21,071	51,798	30,726
2,500	WYETH	11/10/99	10/17/01	147,225	136,033	11,192
3,774	BRENTWOOD ASSOCIATES PRIVATE EQUITY III	10/07/99	10/19/01	3,774	3,774	0
825	TJX COS INC	05/22/00	10/18/01	29,288	16,910	12,377
550	TJX COS INC	05/03/00	10/18/01	19,525	10,036	9,489
300	ALLTEL CORP	07/31/00	10/18/01	18,029	18,373	344
450	ALLTEL CORP	05/22/00	10/18/01	27,044	27,083	38
47,191	WESTBROOK REAL EST FD II LP MANAGEMENT	01/27/99	10/18/01	47,191	47,191	0
500	TEXAS INSTRUMENTS INC	07/18/00	10/23/01	14,352	35,405	21,052
800	TEXAS INSTRUMENTS INC	05/12/00	10/23/01	22,964	57,174	34,209
600	TEXAS INSTRUMENTS INC	05/01/00	10/23/01	17,223	47,961	30,738
700	TEXAS INSTRUMENTS INC	08/09/00	10/23/01	20,093	43,131	23,038
400	TEXAS INSTRUMENTS INC	09/20/00	10/23/01	11,482	24,374	12,891
1,700,000	MORGAN ST DEAN WITTER DTD 12/23/1999 7 125% 1/15/2003	12/20/99	10/23/01	1,783,640	1,699,626	84,014
81,732	THE REALTY ASSOCIATES FUND IV	05/15/97	09/30/01	81,732	81,732	0
2,050	STARWOOD HOTELS & RESORTS WORLDWIDE	07/11/00	10/26/01	47,047	69,474	22,426

CONFIDENTIAL

01/01/2001 TO 12/31/2001

ADMINISTRATOR JULIUS J CIESIELKA
 INV OFFICER STEVE LEHMAN
 TAX OFFICER FRANCIS MEHAFFEY

ACCOUNT 0049-03-1/3 (cont)
 THE J N PEW JR TRUST
 TAXPAYER ID 23-6299309

UNITS	SECURITY	DATE ACQUIRED	DATE DISPOSED	PROCEEDS	BASIS DISPOSED	GAIN/(LOSS)
						Gain/loss period is long disposal method sale
950	STARWOOD HOTELS & RESORTS	07/19/00	10/26/01	21,802 72	30,756 25	8,953 53-
	WORLDWIDE					
225	STARWOOD HOTELS & RESORTS	07/31/00	10/26/01	5,163 80	7,845 88	2,682 08-
	WORLDWIDE					
950	STARWOOD HOTELS & RESORTS	08/09/00	10/26/01	21,802 72	32,190 47	10,387 75-
	WORLDWIDE					
4,600 79	COLUMBIA CAPITAL EQUITY PARTNERS II	06/18/99	10/25/01	6,247 42	4,600 79	1,646 63
1,237	WASHINGTON MUTUAL INC	10/12/00	10/29/01	38,040 31	31,415 18	6,625 13
2,752	DOUGLAS EMMETT REALTY	04/12/99	10/30/01	2,752 00	2,752 00	0 00
750	AGILENT TECHNOLOGIES INC	09/14/00	10/30/01	16,557 27	42,185 63	25,628 36-
225	AGILENT TECHNOLOGIES INC	10/26/00	10/30/01	4,967 18	10,007 44	5,040 26-
450	MILLIPORE CORP	07/27/00	10/30/01	22,967 41	29,402 10	6,434 69-
125	MILLIPORE CORP	07/31/00	10/30/01	6,379 84	7,945 00	1,565 16-
150	MILLIPORE CORP	08/09/00	10/30/01	7,655 80	9,481 72	1,825 92-
125	ALTEL CORP	05/22/00	10/30/01	7,132 49	7,523 13	390 64-
600	ALTEL CORP	07/19/00	10/30/01	34,235 93	35,850 00	1,614 07-
400	WALT DISNEY CO	05/22/00	10/30/01	7,339 75	16,245 24	8,905 49-
675	WALT DISNEY CO	07/19/00	10/30/01	12,385 84	24,131 25	11,745 41-
700	WALT DISNEY CO	07/31/00	10/30/01	12,844 57	26,844 16	13,999 59-
18,900	TRANSWESTERN OFFICE PARTNERS II	04/09/98	10/31/01	26,240 28	18,900 00	7,340 28
139,364 28	WALTON STREET REAL ESTATE FUND I L C	08/13/98	10/31/01	195,352 22	139,364 28	55,987 94
18,839 3	WALTON STREET REAL ESTATE FUND I L C	08/21/97	10/31/01	26,407 77	18,839 30	7,568 47
5,248	TRIZETTO GROUP INC	04/30/98	10/31/01	29,577 28	7,504 64	22,072 64
2,459	WASTE MANAGEMENT	09/28/00	11/06/01	63,046 41	44,403 88	18,642 53
3,627	WASTE MANAGEMENT	09/27/00	11/06/01	92,992 81	64,486 97	28,505 84
4,803	WASTE MANAGEMENT	09/27/00	11/06/01	123,144 32	85,395 90	37,748 42
766 19	CHARTERHOUSE EQUITY PARTNERS III L P	01/14/98	11/07/01	766 19	766 19	0 00
1,264	WASTE MANAGEMENT	09/27/00	11/07/01	32,284 76	22,473 54	9,811 22
1,797	WASTE MANAGEMENT	09/27/00	11/07/01	45,898 51	31,950 12	13,948 39

CONFIDENTIAL

01/01/2001 TO 12/31/2001

ACCOUNT 0049-03-1/3 (cont)
 THE J N PEM JR TRUST
 TAXPAYER ID 23-6299309
 ADMINISTRATOR JULIUS J CIESIELKA
 INV OFFICER STEVE LEHMAN
 TAX OFFICER FRANCIS MEHAFFEY

UNITS SECURITY DATE ACQUIRED DATE DISPOSED PROCEEDS BASIS DISPOSED GAIN/(LOSS)

175	QUALCOMM CORP	08/09/00	11/09/01	9,712 18	10,817 19	1,105 01-
650	QUALCOMM CORP	09/06/00	11/09/01	36,073 79	40,502 87	4,429 08-
75	TEXAS INSTRUMENTS INC	05/03/00	11/09/01	2,325 22	5,885 06	3,559 84-
300	TEXAS INSTRUMENTS INC	07/18/00	11/09/01	9,300 89	21,243 00	11,942 11-
550	TEXAS INSTRUMENTS INC	05/22/00	11/09/01	17,051 63	36,024 31	18,972 68-
475	TEXAS INSTRUMENTS INC	07/27/00	11/09/01	14,726 41	27,341 00	12,614 59-
450	TEXAS INSTRUMENTS INC	07/31/00	11/09/01	13,951 33	26,858 25	12,906 92-
525	TEXAS INSTRUMENTS INC	08/09/00	11/09/01	16,276 56	32,348 82	16,072 26-
11,126 91	WESTBROOK REAL ESTATE	03/02/99	11/09/01	29,480 83	11,126 91	18,353 92
65	FUND III L P CHARLES RIVER LABORATORIES	09/01/99	11/09/01	1,996 86	346 26	1,650 60
1,801 71	CROW FAMILY HOLDINGS REALTY PARTNERS LP	06/27/00	11/15/01	1,801 71	1,801 71	0 00
450	SCHLUMBERGER LTD	05/01/00	11/16/01	20,068 61	34,157 47	14,088 86-
400	SCHLUMBERGER LTD	02/01/00	11/16/01	17,838 76	25,592 24	7,753 48-
800	SCHLUMBERGER LTD	07/19/00	11/16/01	35,677 53	60,550 00	24,872 47-
900	SCHLUMBERGER LTD	07/31/00	11/16/01	40,137 22	66,294 00	26,156 78-
32,710 77	WESTBROOK REAL EST FD II LP MANAGEMENT	01/27/99	11/14/01	32,710 77	32,710 77	0 00
6,723	BLACKSTONE REAL ESTATE PARTNERS II L P	12/16/97	11/20/01	15,107 05	6,723 00	8,384 05
323	INTEL CORP	06/18/99	11/21/01	9,506 67	616 93	8,889 74
8,674 41	ARGO PARTNERSHIP LP II	09/25/98	11/21/01	8,674 41	8,674 41	0 00
31,050	ARGO PARTNERSHIP LP II	09/03/97	11/21/01	31,050 00	31,050 00	0 00
1,151 56	ARGO PARTNERSHIP LP II	01/22/98	11/21/01	1,151 56	1,151 56	0 00
13,013	PEABODY GLOBAL REAL ESTATE PARTNERS	02/25/00	11/21/01	13,013 00	13,013 00	0 00
20,668	PEABODY GLOBAL REAL ESTATE PARTNERS	07/06/00	11/21/01	20,668 00	20,668 00	0 00
26,921	BLACKSTONE REAL ESTATE ADVORS III LP	10/21/99	11/21/01	26,921 00	26,921 00	0 00
18,890	BRENTWOOD ASSOC BUYOUT FUND II L P	01/14/97	11/21/01	18,890 00	18,890 00	0 00
11,810 11	BRENTWOOD ASSOC BUYOUT FUND II L P	04/01/97	11/21/01	11,810 11	11,810 11	0 00

CONFIDENTIAL

01/01/2001 TO 12/31/2001

ADMINISTRATOR JULIUS J CIESIELKA
 INV OFFICER STEVE LEHMAN
 TAX OFFICER FRANCIS MEHAFFEY

ACCOUNT 0049-03-1/3 (cont)
 THE J N FEM JR TRUST
 TAXPAYER ID 23-6299309

UNITS	SECURITY	DATE ACQUIRED	DATE DISPOSED	PROCEEDS	BASIS DISPOSED	GAIN/(LOSS)
2,870	BRENTWOOD ASSOC BUYOUT	06/27/97	11/21/01	2,870 00	2,870 00	0 00
5,247	BRENTWOOD ASSOC BUYOUT	04/28/97	11/21/01	5,247 00	5,247 00	0 00
18,404 89	BRENTWOOD ASSOC BUYOUT	07/25/97	11/21/01	18,404 89	18,404 89	0 00
125	A T & T WIRELESS GROUP	07/18/00	11/26/01	1,844 94	3,320 00	1,475 06-
100	A T & T WIRELESS GROUP	07/31/00	11/26/01	1,475 95	2,774 75	1,298 80-
125	A T & T WIRELESS GROUP	08/09/00	11/26/01	1,844 94	3,218 44	1,373 50-
325	WYETH	05/22/00	11/26/01	19,470 26	18,686 69	783 57
225	AMERICAN INTERNATIONAL	05/22/00	11/26/01	18,177 14	17,549 63	627 51
225	GROUP INC	07/31/00	11/26/01	9,760 17	9,127 90	632 27
225	ANHEUSER BUSCH COS INC	08/24/00	11/26/01	23,270 66	37,017 44	13,746 78-
200	APPLIED MATERIALS INC	10/26/00	11/26/01	7,993 73	10,077 52	2,083 79-
725	CISCO SYSTEMS	05/22/00	11/26/01	14,224 02	36,975 00	22,750 98-
150	COCA COLA CO	05/22/00	11/26/01	7,218 61	7,537 13	318 52-
150	DELL COMPUTER	08/09/00	11/26/01	3,970 37	6,206 25	2,235 88-
125	DELL COMPUTER	10/26/00	11/26/01	3,308 64	3,328 13	19 49-
25	DUKE ENERGY CORP	07/31/00	11/26/01	930 97	779 55	151 42
250	DUKE ENERGY CORP	07/19/00	11/26/01	9,309 69	7,757 81	1,551 88
125	EL PASO CORPORATION	07/19/00	11/26/01	5,989 75	6,072 16	82 41-
725	EXXON MOBIL CORPORATION	08/09/00	11/26/01	27,319 41	29,744 54	2,425 13-
100	FED NAT'L MTG ASSN	08/09/00	11/26/01	8,109 04	5,556 00	2,553 04
1,100	GENERAL ELECTRIC CO	06/08/00	11/26/01	45,303 53	55,822 25	10,518 72-
250	HCA - THE HEALTHCARE	07/19/00	11/26/01	9,748 00	7,843 75	1,904 25
725	INTEL CORP	05/02/00	11/26/01	22,851 24	44,066 40	21,215 16-
225	INTERNATIONAL BUSINESS	05/03/00	11/26/01	25,966 38	24,876 00	1,090 38
225	JP MORGAN CHASE & CO	08/09/00	11/26/01	8,772 46	11,919 76	3,147 30-
250	LOCKHEED MARTIN CORP	09/26/00	11/26/01	11,297 12	7,637 60	3,659 52
25	MCGRAW HILL INC	07/31/00	11/26/01	1,415 15	1,506 19	91 04-
75	MCGRAW HILL INC	07/31/00	11/26/01	4,245 45	4,483 03	237 58-
250	MERCK & CO INC	05/22/00	11/26/01	16,687 22	18,044 25	1,357 03-
500	MICROSOFT CORP	07/31/00	11/26/01	32,348 92	35,375 00	3,026 08-
75	MICROSOFT CORP	05/02/00	11/26/01	4,852 34	5,245 31	392 97-
275	OCCIDENTAL PETROLEUM	09/18/00	11/26/01	6,733 84	6,686 16	47 68
625	ORACLE SYSTEMS	08/09/00	11/26/01	9,162 19	25,957 57	16,795 38-
675	PFIZER INC	05/03/00	11/26/01	29,483 22	28,746 87	736 35

CONFIDENTIAL

FEDERAL SCHEDULE D CHRONOLOGICALLY

01/01/2001 TO 12/31/2001

ADMINISTRATOR JULIUS J CIESIELKA
 INV OFFICER STEVE LEHMAN
 TAX OFFICER FRANCIS MEHAFFEY

ACCOUNT 0049-03-1/3 (cont)
 THE J N PEW JR TRUST
 TAXPAYER ID 23-6299309

UNITS	SECURITY	DATE	ACQUIRED	DISPOSED	PROCEEDS	BASIS	DISPOSED	GAIN/(LOSS)
425	SBC COMMUNICATIONS INC	10/11/00	11/26/01	16,384	69	21,048	59	4,663
325	ST PAUL COS INC	11/22/00	11/26/01	15,206	44	16,091	82	885
375	SUN MICROSYSTEMS INC	07/18/00	11/26/01	4,938	58	17,929	68	12,991
200	TUX COS INC	05/03/00	11/26/01	7,291	26	3,649	50	3,641
375	VERIZON COMMUNICATIONS	11/01/00	11/26/01	18,226	08	20,975	63	2,749
275	VISHAY INTERTECHNOLOGY	09/14/00	11/26/01	4,906	85	10,094	70	5,187
25	WAL MART STORES INC	07/31/00	11/26/01	1,387	74	1,432	75	45
325	WAL MART STORES INC	05/22/00	11/26/01	18,040	67	18,458	34	417
775	WYETH	05/03/00	11/26/01	46,452	34	44,173	06	2,279
400	WYETH	05/22/00	11/26/01	23,975	40	22,999	00	976
750	WYETH	07/19/00	11/26/01	44,953	87	42,234	38	2,719
775	WYETH	07/31/00	11/26/01	46,452	34	42,008	18	4,444
750	WYETH	08/09/00	11/26/01	44,953	87	42,675	38	2,278
125	A T & T WIRELESS GROUP	05/22/00	11/26/01	1,850	30	3,124	69	1,274
100	AMERICAN INTERNATIONAL	05/22/00	11/26/01	8,103	73	7,799	83	303
75	ANHEUSER BUSCH COS INC	07/31/00	11/26/01	3,254	14	3,042	63	211
250	AOL TIME WARNER	08/24/00	11/26/01	9,312	19	14,806	97	5,494
75	APPLIED MATERIALS INC	10/26/00	11/26/01	2,998	40	3,779	07	780
75	BRISTOL MYERS SQUIBB CO	05/22/00	11/26/01	4,121	11	4,122	20	1
175	CISCO SYSTEMS	05/22/00	11/26/01	3,429	88	8,925	00	5,495
75	CISCO SYSTEMS	10/26/00	11/26/01	1,469	95	3,810	94	2,340
50	COCA COLA CO	05/22/00	11/26/01	2,405	92	2,512	37	106
100	DELL COMPUTER	10/26/00	11/26/01	2,662	91	2,662	50	0
100	DUKE ENERGY CORP	07/19/00	11/26/01	3,723	88	3,103	13	620
75	EL PASO CORPORATION	07/19/00	11/26/01	3,595	38	3,643	29	47
275	EXXON MOBIL CORPORATION	08/09/00	11/26/01	10,347	90	11,282	41	934
25	FED NAT'L MTG ASSN	07/18/00	11/26/01	2,031	18	1,307	75	723
375	GENERAL ELECTRIC CO	06/08/00	11/26/01	15,438	57	19,030	31	3,591
75	HCA - THE HEALTHCARE	07/19/00	11/26/01	2,931	23	2,353	12	578
125	INTEL CORP	05/02/00	11/26/01	3,952	37	7,597	66	3,645
125	INTEL CORP	05/22/00	11/26/01	3,952	36	7,078	13	3,125
100	JP MORGAN CHASE & CO	08/09/00	11/26/01	3,898	87	5,297	67	1,398
75	LOCKHEED MARTIN CORP	09/26/00	11/26/01	3,397	38	2,291	28	1,106
75	MCGRAW HILL INC	07/31/00	11/26/01	4,262	86	4,483	03	220
75	MERCK & CO INC	05/22/00	11/26/01	5,031	58	5,413	28	381
225	MICROSOFT CORP	05/02/00	11/26/01	14,566	10	15,735	94	1,169
100	OCCIDENTAL PETROLEUM	09/18/00	11/26/01	2,447	92	2,431	33	16
225	ORACLE SYSTEMS	08/09/00	11/26/01	3,300	64	9,344	72	6,044

CONFIDENTIAL

FEDERAL SCHEDULE D CHRONOLOGICALLY

01/01/2001 TO 12/31/2001

ACCOUNT 0049-03-1/3 (cont)
 THE J N PEM JR TRUST
 INV OFFICER STEVE LEHMAN
 ADMINISTRATOR JULIUS J CIESIELKA
 TAX OFFICER FRANCIS MEHAFFEY

UNITS SECURITY ACQUIRED DATE DISPOSED DATE PROCEEDS BASIS DISPOSED GAIN/(LOSS)

UNITS	SECURITY	ACQUIRED DATE	DISPOSED DATE	PROCEEDS	BASIS DISPOSED	GAIN/(LOSS)
250	PRIZER INC	05/03/00	11/26/01	10,907 13	10,646 99	260 14
150	SBC COMMUNICATIONS INC	10/11/00	11/26/01	5,792 49	7,428 91	1,636 42-
125	ST PAUL COS INC	11/22/00	11/26/01	5,856 16	6,189 16	333 00-
125	SUN MICROSYSTEMS INC	07/18/00	11/26/01	1,644 94	5,976 56	4,331 62-
50	TUX COS INC	07/18/00	11/26/01	1,825 94	899 88	926 06-
175	VERIZON COMMUNICATIONS	11/01/00	11/26/01	8,511 72	9,788 63	1,276 91-
100	VISHAY INTERTECHNOLOGY	09/14/00	11/26/01	1,785 94	3,670 80	1,884 86-
125	WAL MART STORES INC	05/22/00	11/26/01	6,942 27	7,099 36	157 09-
2,770	DOUGLAS EMMETT REALTY FUND 1998	04/12/99	11/29/01	2,770 00	2,770 00	0 00
25,079	KOHL BREN FUND V L P	06/12/98	11/30/01	18,616 58	25,079 00	6,462 42-
1,600	EMERSON ELECTRIC CO	07/12/00	12/04/01	87,229 24	103,296 00	16,066 76-
200	EMERSON ELECTRIC CO	08/09/00	12/04/01	10,903 66	13,487 00	2,583 34-
100	EMERSON ELECTRIC CO	07/31/00	12/04/01	5,451 83	6,249 75	797 92-
100	SPRINT CORP (PCS GROUP)	07/18/00	12/04/01	2,586 61	6,474 75	3,888 14-
900	SPRINT CORP (PCS GROUP)	05/12/00	12/04/01	23,279 52	48,874 68	25,595 16-
900	SPRINT CORP (PCS GROUP)	05/01/00	12/04/01	23,279 52	50,622 75	27,343 23-
900	SPRINT CORP (PCS GROUP)	07/31/00	12/04/01	23,279 52	48,316 50	25,036 98-
1,000	SPRINT CORP (PCS GROUP)	08/09/00	12/04/01	25,866 14	54,435 00	28,568 86-
400	SPRINT CORP (PCS GROUP)	09/20/00	12/04/01	10,346 46	14,124 00	3,777 54-
200	KIMBERLY CLARK CORP	04/26/99	12/04/01	11,429 56	12,033 68	604 12-
1,100	KIMBERLY CLARK CORP	07/31/00	12/04/01	62,862 57	65,181 16	2,318 59-
500	KIMBERLY CLARK CORP	05/01/00	12/04/01	28,573 90	28,984 65	410 75-
400	MEDIMMUNE INC	09/20/00	12/04/01	16,245 14	29,650 00	13,404 86-
600	MEDIMMUNE INC	07/18/00	12/04/01	24,367 70	43,003 62	18,635 92-
700	TEXAS INSTRUMENTS INC	07/31/00	12/04/01	21,733 01	41,779 50	20,046 49-
600	TEXAS INSTRUMENTS INC	09/20/00	12/04/01	18,628 30	36,561 00	17,932 70-
1,400	TEXAS INSTRUMENTS INC	10/30/00	12/04/01	43,466 03	63,485 94	20,019 91-
425	MCGRAW HILL INC	05/03/00	12/04/01	24,329 97	21,992 69	2,337 28
52	MCGRAW HILL INC	07/18/00	12/04/01	2,976 84	3,064 62	87 78-
425	MCGRAW HILL INC	05/22/00	12/04/01	24,329 97	21,242 52	3,087 45
323	MCGRAW HILL INC	07/19/00	12/04/01	18,490 78	19,016 63	525 85-
225	MCGRAW HILL INC	07/31/00	12/04/01	12,880 57	13,449 08	568 51-
89	MCGRAW HILL INC	08/09/00	12/04/01	5,094 98	5,121 81	26 83-
311	MCGRAW HILL INC	08/09/00	12/04/01	17,803 82	17,888 04	84 22-
1,000	HERCULES INC	04/24/00	12/06/01	9,939 66	15,606 30	5,666 64-
900	HERCULES INC	04/25/00	12/06/01	8,945 70	14,439 51	5,493 81-

CONFIDENTIAL

01/01/2001 TO 12/31/2001

ADMINISTRATOR JULIUS J CIESIELKA
INV OFFICER STEVE LEHMAN
TAX OFFICER FRANCIS MEHAFFEY

ACCOUNT 0049-03-1/3 (cont)
THE J N PEM JR TRUST
TAXPAYER ID 23-6299309

UNITS	SECURITY	ACQUIRED DATE	PROCEEDS	BASIS DISPOSED	GAIN/(LOSS)
812	ISTAR FINANCIAL INC	09/01/99 12/06/01	20,088 21	17,255 00	2,833 21
3,736	TECHNOLOGY CROSSOVER VENTURES IV LP	01/28/00 12/06/01	3,736 00	3,736 00	0 00
955	HELMERICH & PAYNE INC	01/14/00 12/10/01	26,869 94	22,266 59	4,603 35
1,470	RAINANCE COMMUNICATIONS INC	09/01/97 11/27/01	8,062 96	1,146 60	6,916 36
111	RAINANCE COMMUNICATIONS INC	04/03/98 11/27/01	608 84	173 16	435 68
3,513 17	J W CHILDS EQUITY PARTNERS II	12/11/98 12/12/01	3,513 17	3,513 17	0 00
8,752 17	J W CHILDS EQUITY PARTNERS II	12/17/98 12/12/01	8,752 17	8,752 17	0 00
615	EL PASO CORPORATION	05/02/00 12/12/01	23,635 07	25,038 45	1,403 38-
645 75	EL PASO CORPORATION	05/22/00 12/12/01	24,816 83	30,246 19	5,429 36-
47	EL PASO CORPORATION	07/19/00 12/12/01	1,806 26	2,283 13	476 87-
584 25	EL PASO CORPORATION	07/31/00 12/12/01	22,453 32	27,694 40	5,241 08-
2,163 57	EL PASO CORPORATION	10/18/99 12/12/01	83,148 19	70,058 68	13,089 51
665 43	EL PASO CORPORATION	10/19/99 12/12/01	25,573 15	21,648 55	3,924 60
340	HELMERICH & PAYNE INC	10/06/99 12/07/01	9,597 27	7,936 76	1,660 51
1,445	HELMERICH & PAYNE INC	01/14/00 12/07/01	40,788 38	33,691 33	7,097 05
10,118 58	WESTBROOK REAL EST LP MANAGEMENT	01/27/99 12/07/01	14,712 13	10,118 58	4,593 55
1,186	RAINANCE COMMUNICATIONS INC	05/27/98 12/07/01	7,366 25	1,850 16	5,516 09
32,290 27	APOLLO REAL ESTATE ADVISORS II LP	12/23/96 12/14/01	52,590 01	32,290 27	20,299 74
4,508 57	TL VENTURES III LP	12/18/97 12/14/01	3,836 55	4,508 57	672 02-
490,000	U S TREASURY NOTES DTD 8/16/1999 6 125% 8/15/2029	11/20/00 12/13/01	516,260 94	511,360 94	4,900 00
4,446 97	WESTBROOK REAL ESTATE FUND III LP	03/02/99 12/13/01	4,446 97	4,446 97	0 00
9,062	WESTBROOK REAL ESTATE FUND III LP	03/30/99 12/13/01	9,062 00	9,062 00	0 00
34,776 06	WESTBROOK REAL ESTATE FUND III LP	04/07/99 12/13/01	34,776 06	34,776 06	0 00

CONFIDENTIAL

Gain/loss period is long disposal method sale

FEDERAL SCHEDULE D CHRONOLOGICALLY

01/01/2001 TO 12/31/2001

ACCOUNT 0049-03-1/3 (cont)
 THE J N PEM JR TRUST
 TAXPAYER ID 23-6299309
 ADMINISTRATOR JULIUS J CHRISIELKA
 INV OFFICER STEVE LEHMAN
 TAX OFFICER FRANCIS MEHAFFEY

UNITS SECURITY ACQUIRED DATE DISPOSED DATE PROCEEDS BASIS DISPOSED GAIN/(LOSS)

9,039 08 APA EXCELSIOR IV L P 05/01/95 12/17/01 20,327 38 9,039 08 11,288 30
 2,564 92 APA EXCELSIOR IV L P 11/05/99 12/17/01 5,768 08 2,564 92 3,203 16
 1,150 ST PAUL COS INC 11/22/00 12/18/01 50,939 62 56,940 30 5,000 68-
 3,400 ST PAUL COS INC 11/22/00 12/18/01 150,604 09 170,406 98 13,802 89-
 925 COCA COLA CO 05/03/00 12/18/01 42,502 70 42,721 12 218 42-
 500 COCA COLA CO 05/22/00 12/18/01 22,974 43 25,123 75 2,149 32-
 700,000 U S TREASURY BONDS DTD 06/16/98 12/18/01 729,914 07 746,375 00 15,460 93-
 11/15/1997 6 125% 11/15/2027

21,863 DLJ REAL ESTATE CAPITAL 12/22/99 12/19/01 21,863 00 21,863 00 0 00
 8,100 COLONYINVESTOR III L P 12/28/98 12/19/01 8,260 16 8,100 00 160 16
 6,539 HARBOUR EST INT'L PRIVATE 02/03/97 12/20/01 14,887 69 6,539 00 3,348 69
 126,948 66 WALTON STREET REAL ESTATE 05/28/98 12/20/01 178,871 27 126,948 66 51,922 61
 5,250 ATLANTIC EQUITY PARTNERS III LP 01/10/00 12/20/01 5,250 00 5,250 00 0 00
 6,763 ATLANTIC EQUITY PARTNERS III LP 05/10/00 12/20/01 6,763 00 6,763 00 0 00
 5,421 ATLANTIC EQUITY PARTNERS III LP 10/18/99 12/20/01 5,421 00 5,421 00 0 00
 4,900 ATLANTIC EQUITY PARTNERS III LP 12/02/99 12/20/01 4,900 00 4,900 00 0 00
 13,791 ATLANTIC EQUITY PARTNERS III LP 06/08/00 12/20/01 13,791 00 13,791 00 0 00
 16,462 HICKS MUSE TATE & FURST EQ FUND V LP 12/19/00 12/21/01 16,462 00 16,462 00 0 00
 11,618 88 CROM FAMILY HOLDINGS REALTY PARTNERS LP 06/27/00 12/21/01 11,618 88 11,618 88 0 00
 21,067 RESOURCE CAPITAL FUND LP 07/02/98 12/21/01 21,067 00 21,067 00 0 00
 316 RESOURCE CAPITAL FUND LP 08/13/98 12/21/01 316 00 316 00 0 00
 6,183 HICKS MUSE TATE & FURST EQ FUND IV LP 03/23/99 12/27/01 6,183 00 6,183 00 0 00

CONFIDENTIAL

01/01/2001 TO 12/31/2001

ACCOUNT 0049-03-1/3 (cont)
 THE J N PEM JR TRUST
 TAXPAYER ID 23-6299309
 ADMINISTRATOR JULIUS J CIESIELKA
 INV OFFICER STEVE LEHMAN
 TAX OFFICER FRANCIS MEHARFEY

UNITS	SECURITY	DATE ACQUIRED	DATE DISPOSED	PROCEEDS	BASIS DISPOSED	GAIN/(LOSS)
5,480	HARBOUR EST INT'L PRIV EQ	06/05/98	12/27/01	11,395 01	5,480 00	5,915 01
3,607	PTRNS II-DIR HARBOUR EST INT'L PRIV EQ	12/05/97	12/27/01	7,500 33	3,607 00	3,893 33
7,230	PTRNS II-DIR HARBOUR EST INT'L PRIV EQ	10/25/95	12/27/01	15,033 94	7,230 00	7,803 94
1,168	PART III PTSH HARBOURVEST INT'L PRIV EQ	07/08/98	12/27/01	1,834 86	1,168 00	666 86
3,000	TRANSWESTERN OFFICE PARTNERS II	04/09/98	12/28/01	14,785 22	3,000 00	11,785 22
34,223 36	ASLAN REALTY PARTNRS LP OLYMPUS REAL ESTATE FUND	06/24/99	12/31/01	39,375 00	34,223 36	5,151 64
2,600	II ASLAN REALTY PARTNRS LP	06/10/98	12/31/01	3,795 98	2,600 00	1,195 98
8,411	BLACKSTONE REAL ESTATE PARTNERS II L P	12/16/97	12/31/01	14,018 37	8,411 00	5,607 37
32,296	BLACKSTONE REAL ESTATE PARTNERS II L P	01/02/98	12/31/01	53,826 82	32,296 00	21,530 82
13,489	BLACKSTONE REAL ESTATE PARTNERS II L P	01/16/98	12/31/01	22,481 73	13,489 00	9,992 73
7,966	DOUGLAS EMMETT REALTY FUND 1998	04/12/99	12/31/01	7,966 00	7,966 00	0 00
60	HELMERICH & PAYNE INC	12/01/99	12/05/01	1,780 97	1,443 40	337 57
860	HELMERICH & PAYNE INC	10/06/99	12/05/01	25,527 30	20,075 32	5,451 98
200	HERCULES INC	04/26/00	12/05/01	2,015 09	3,237 00	1,221 91
1,100	HERCULES INC	04/25/00	12/05/01	11,083 01	17,648 29	6,565 28
1,760	ISTAR FINANCIAL INC	09/01/99	12/05/01	43,716 94	37,400 00	5,316 94
62	CHARLES RIVER LABORATORIES	09/01/99	12/05/01	2,032 55	330 27	1,702 28
40,252	DLJ REAL ESTATE CAPITAL PARTNERS INC	12/11/98	12/05/01	50,223 68	40,252 00	9,971 68

Total for disposal method sale			53,567,449 45	48,034,043 05	5,533,406 40	

Disposal method as long						
5,480	HARBOUR EST INT'L PRIV EQ	06/05/98	12/27/01	11,395 01	5,480 00	5,915 01
3,607	PTRNS II-DIR HARBOUR EST INT'L PRIV EQ	12/05/97	12/27/01	7,500 33	3,607 00	3,893 33
7,230	PTRNS II-DIR HARBOUR EST INT'L PRIV EQ	10/25/95	12/27/01	15,033 94	7,230 00	7,803 94
1,168	PART III PTSH HARBOURVEST INT'L PRIV EQ	07/08/98	12/27/01	1,834 86	1,168 00	666 86
3,000	TRANSWESTERN OFFICE PARTNERS II	04/09/98	12/28/01	14,785 22	3,000 00	11,785 22
34,223 36	ASLAN REALTY PARTNRS LP OLYMPUS REAL ESTATE FUND	06/24/99	12/31/01	39,375 00	34,223 36	5,151 64
2,600	II ASLAN REALTY PARTNRS LP	06/10/98	12/31/01	3,795 98	2,600 00	1,195 98
8,411	BLACKSTONE REAL ESTATE PARTNERS II L P	12/16/97	12/31/01	14,018 37	8,411 00	5,607 37
32,296	BLACKSTONE REAL ESTATE PARTNERS II L P	01/02/98	12/31/01	53,826 82	32,296 00	21,530 82
13,489	BLACKSTONE REAL ESTATE PARTNERS II L P	01/16/98	12/31/01	22,481 73	13,489 00	9,992 73
7,966	DOUGLAS EMMETT REALTY FUND 1998	04/12/99	12/31/01	7,966 00	7,966 00	0 00
60	HELMERICH & PAYNE INC	12/01/99	12/05/01	1,780 97	1,443 40	337 57
860	HELMERICH & PAYNE INC	10/06/99	12/05/01	25,527 30	20,075 32	5,451 98
200	HERCULES INC	04/26/00	12/05/01	2,015 09	3,237 00	1,221 91
1,100	HERCULES INC	04/25/00	12/05/01	11,083 01	17,648 29	6,565 28
1,760	ISTAR FINANCIAL INC	09/01/99	12/05/01	43,716 94	37,400 00	5,316 94
62	CHARLES RIVER LABORATORIES	09/01/99	12/05/01	2,032 55	330 27	1,702 28

Total for disposal method sale			53,567,449 45	48,034,043 05	5,533,406 40	

Disposal method tendered						
3,500	FIRST WASHINGTON REALTY TRUST	11/26/96	03/06/01	91,420 00	76,125 00	15,295 00
400	FIRST WASHINGTON REALTY TRUST	02/28/97	03/06/01	10,448 00	9,324 00	1,124 00

CONFIDENTIAL

01/01/2001 TO 12/31/2001

ACCOUNT 0049-03-1/3 (cont)
 THE J N PEW Jr TRUST
 TAXPAYER ID 23-6299309

ADMINISTRATOR JULIUS J CIESIELKA
 INV OFFICER STEVE LEHMAN
 TAX OFFICER FRANCIS MEHAFFEY

UNITS	SECURITY	DATE ACQUIRED	DATE DISPOSED	PROCEEDS	BASIS DISPOSED	GAIN/(LOSS)
Gain/loss period is long						
Disposal method tendered						
200	FIRST WASHINGTON REALTY TRUST	08/18/97	03/06/01	5,224 00	4,768 80	455 20
Total for disposal method tendered				107,092 00	90,217 80	16,874 20
Total for Gain/Loss period long				57,375,668 03	51,164,050 90	6,211,617 13
LONG TERM CAPITAL GAIN DISTRIBUTION						
Gain/loss period is long						
Disposal method redemption						
999,156 81	BLACKSTONE REAL ESTATE PARTNERS II L P	N/A	05/25/01	2,101 00	0 00	2,101 00
270,219 56	RESOURCE CAPITAL FUND L P	N/A	05/22/01	2,538 00	0 00	2,538 00
113,689 43	NATURAL GAS PARTNERS VI LP	N/A	07/30/01	8,610 32	0 00	8,610 32
Total for disposal method redemption				13,249 32	0 00	13,249 32

Note Unknown and N/A amounts are treated as 0 00 in totals and subtotals

TOTAL FOR GAIN/(LOSS) PERIOD: LONG

57,388,917.35 51,164,050.90 6,224,866.45

CONFIDENTIAL

"ADJUSTMENTS TO FEDERAL SCHEDULE "D" ABOVE"

FEDERAL SCHEDULE D CHRONOLOGICALLY

1/1/2001 TO 12/31/2001

ACCOUNT #0049-03-1/3
 J N PEW JR CHARITABLE TRUST
 TAXPAYER ID 23-6299309

SHARES/UNITS	DESCRIPTION	DATE ACQUIRED	DATE DISPOSED	PROCEEDS	COST	GAIN/LOSS
--------------	-------------	---------------	---------------	----------	------	-----------

SHORT-TERM GAIN OR LOSS

	TOTAL GAIN/LOSS SHORT REDEMPTION	01/01/01	12/31/01	2,693,133 91	2,693,133 91	0 00
	PAGE 1 OF ORIGINAL FEDERAL SCHEDULE D					

	TOTAL GAIN/LOSS SHORT	01/01/01	12/31/01	106,740 366 32	114,521,922 21	-7,781,555 89
	PAGE 66 OF ORIGINAL FEDERAL SCHEDULE D					

1,422,995 114 VANGUARD TOTAL STOCK MARKET INDEX FUND - 1
 NOT INCLUDED ON THE ORIGINAL SCHEDULE D

	GLENMEDE FUND INC - ADVISOR SMALL CAP	10/26/01		-106,402 80	0 00	-106,402 80
	PAGE 5 - SHORT-TERM CAPITAL DIVIDENDS INCLUDED WITH DIVIDENDS					

	VANGUARD PRIMECAP FUND	12/13/01		-6,534 22	0 00	-6,534 22
	PAGE 5 - SHORT-TERM CAPITAL DIVIDENDS INCLUDED WITH DIVIDENDS					

S & P 500 FUTURE INDEX MAR01

SOLD IN 2001 ADJUSTMENTS TO BASIS
 NOT INCLUDED ON THE ORIGINAL SCHEDULE D

	ADJUSTED SHORT-TERM GAIN OR LOSS	12/31/01		0 00	-76,175 00	-76,175 00
	TOTAL GAIN/LOSS LONG	01/01/01	12/31/01	57 388 917 35	51,164,050 90	6,224,866 45

PAGE 144 OF ORIGINAL FEDERAL SCHEDULE D

"ADJUSTMENTS TO FEDERAL SCHEDULE "D" ABOVE"

FEDERAL SCHEDULE D CHRONOLOGICALLY

1/1/2001 TO 12/31/2001

ACCOUNT #0049-03-1/3
 J N PEW JR CHARITABLE TRUST
 TAXPAYER ID 23-6299309

SHARES/UNITS	DESCRIPTION	DATE ACQUIRED	DATE DISPOSED	PROCEEDS	COST	GAIN/LOSS
--------------	-------------	---------------	---------------	----------	------	-----------

0.00	FNMA 1998 4 PI REMIC DTD 1/1/1998 6 5% 1/1/2000 NOT INCLUDED ON THE ORIGINAL SCHEDULE D	01/30/01		2,390.51	2,390.51	0.00
------	--	----------	--	----------	----------	------

0.00	FNMA 1994-20 DTD 2/1/1994 6 5% 2/25/2009 NOT INCLUDED ON THE ORIGINAL SCHEDULE D	01/31/01		1,110.20	1,110.20	0.00
------	---	----------	--	----------	----------	------

1,360.59	HEADLANDS MTG INC 1997 4 CLASS X DTD 8/1/1997 1 11284% 11/25/2027 NOT INCLUDED ON THE ORIGINAL SCHEDULE D	01/31/01		2,213.29	852.70	1,360.59
----------	--	----------	--	----------	--------	----------

0.01	FNMA STRIP 264-1 PO DTD 7/1/1994 0% 7/1/2024 NOT INCLUDED ON THE ORIGINAL SCHEDULE D	02/01/01		6,508.31	6,508.30	0.01
------	---	----------	--	----------	----------	------

-0.01	FNMA 1998-4 PI REMIC DTD 1/1/1998 6 5% 2/18/2021 NOT INCLUDED ON THE ORIGINAL SCHEDULE D	02/28/01		2,384.10	2,384.11	-0.01
-------	---	----------	--	----------	----------	-------

0.00	FNMA 1994-20 DTD 2/1/1994 6 5% 2/25/2009 NOT INCLUDED ON THE ORIGINAL SCHEDULE D	02/28/01		1,083.89	1,083.89	0.00
------	---	----------	--	----------	----------	------

285.94	HEADLANDS MTG INC 1997-4 CLASS X DTD 8/1/1997 1 11284% 11/25/2027 NOT INCLUDED ON THE ORIGINAL SCHEDULE D	02/28/01		2,193.93	1,907.99	285.94
--------	--	----------	--	----------	----------	--------

0.00	FNMA 1998-4 PI REMIC DTD 1/1/1998 6 5% 2/18/2021 NOT INCLUDED ON THE ORIGINAL SCHEDULE D	03/16/01		2,377.72	2,377.72	0.00
------	---	----------	--	----------	----------	------

0.00	FNMA 1994-20 DTD 2/1/1994 6 5% 2/25/2009 NOT INCLUDED ON THE ORIGINAL SCHEDULE D	03/28/01		1,275.15	1,275.15	0.00
------	---	----------	--	----------	----------	------

ADJUSTMENTS TO FEDERAL SCHEDULE "D" ABOVE

FEDERAL SCHEDULE D CHRONOLOGICALLY

1/1/2001 TO 12/31/2001

ACCOUNT #0049-03-1/3
 J N PEW JR CHARITABLE TRUST
 TAXPAYER ID 23-6299309

SHARES/UNITS DESCRIPTION DATE ACQUIRED DATE DISPOSED PROCEEDS COST GAIN/LOSS

0.00	FNMA STRIP 264-1 PO DTD 7/1/1994 0% 7/1/2024	03/28/01	03/28/01	4,164.28	4,164.28	0.00
	NOT INCLUDED ON THE ORIGINAL SCHEDULE D					
	HEADLANDS MTG INC 1997-4 CLASS X DTD 8/1/1997 1 11284% 11/25/2027	03/29/01	03/29/01	2,146.03	3,808.13	-1,662.10
	NOT INCLUDED ON THE ORIGINAL SCHEDULE D					
	FNMA 1998 4 PI REMIC DTD 1/1/1998 6 5% 2/18/2021	04/18/01	04/18/01	2,371.35	2,371.35	0.00
	NOT INCLUDED ON THE ORIGINAL SCHEDULE D					
	HEADLANDS MTG INC 1997-4 CLASS X DTD 8/1/1997 1 11284% 11/25/2027	04/27/01	04/27/01	2,060.11	2,961.76	-901.65
	NOT INCLUDED ON THE ORIGINAL SCHEDULE D					
	FNMA 1994 20 DTD 2/1/1994 6 5% 2/25/2009	04/27/01	04/27/01	1,271.45	1,271.45	0.00
	NOT INCLUDED ON THE ORIGINAL SCHEDULE D					
	FNMA STRIP 264-1 PO DTD 7/1/1994 0% 7/1/2024	04/30/01	04/30/01	5,839.18	5,839.19	-0.01
	NOT INCLUDED ON THE ORIGINAL SCHEDULE D					
	NASDAQ					
	CLASS ACTION SETTLEMENT					
	NOT INCLUDED ON THE ORIGINAL SCHEDULE D					
	FNMA 1998 4 PI REMIC DTD 1/1/1998 6 5% 2/18/2021	05/17/01	05/17/01	2,516.54	0.00	2,516.54
	NOT INCLUDED ON THE ORIGINAL SCHEDULE D					
	FNMA 1994 4 PI REMIC DTD 1/1/1994 6 5% 2/18/2021	05/30/01	05/30/01	2,365.02	2,365.02	0.00
	NOT INCLUDED ON THE ORIGINAL SCHEDULE D					
	FNMA 1994-20 DTD 2/1/1994 6 5% 2/25/2009	05/30/01	05/30/01	1,241.19	1,241.19	0.00
	NOT INCLUDED ON THE ORIGINAL SCHEDULE D					

"ADJUSTMENTS TO FEDERAL SCHEDULE "D" ABOVE"

FEDERAL SCHEDULE D CHRONOLOGICALLY
1/1/2001 TO 12/31/2001

ACCOUNT #0049-03-1/3
J N PEW JR CHARITABLE TRUST
TAXPAYER ID 23-6299309

SHARES/UNITS DESCRIPTION DATE ACQUIRED DATE DISPOSED PROCEEDS COST GAIN/LOSS

0 00	FNMA STRIP 264-1 PO DTD 7/1/1994 0% 7/1/2024	05/30/01	05/30/01	5,932 62	5,932 62	0 00
	NOT INCLUDED ON THE ORIGINAL SCHEDULE D					
	HEADLANDS MTG INC 1997-4 CLASS X DTD 8/1/1997 1 11284% 11/25/2027	05/31/01	05/31/01	2,003 98	3,272 95	-1 268 97
	NOT INCLUDED ON THE ORIGINAL SCHEDULE D					
	FNMA 1998-4 PI REMIC DTD 1/1/1998 6 5% 2/18/2021	06/21/01	06/21/01	2,358 71	2,358 71	0 00
	NOT INCLUDED ON THE ORIGINAL SCHEDULE D					
	FNMA 1994 20 DTD 2/1/1994 6 5% 2/25/2009	06/28/01	06/28/01	1,211 60	1,211 60	0 00
	NOT INCLUDED ON THE ORIGINAL SCHEDULE D					
	FNMA STRIP 264-1 PO DTD 7/1/1994 0% 7/1/2024	06/29/01	06/29/01	6,561 68	6,561 68	0 00
	NOT INCLUDED ON THE ORIGINAL SCHEDULE D					
	HEADLANDS MTG INC 1997-4 CLASS X DTD 8/1/1997 1 11284% 11/25/2027	06/29/01	06/29/01	1,935 54	3,938 21	-2,002 67
	NOT INCLUDED ON THE ORIGINAL SCHEDULE D					
	KIDDER PEARODY CLASS ACTION SETTLEMENT	07/26/01	07/26/01	255 15	0 00	255 15
	NOT INCLUDED ON THE ORIGINAL SCHEDULE D					
	FNMA 1998-4 PI REMIC DTD 1/1/1998 6 5% 2/18/2021	07/27/01	07/27/01	2,352 42	2,352 42	0 00
	NOT INCLUDED ON THE ORIGINAL SCHEDULE D					
	FNMA 1994-20 DTD 2/1/1994 6 5% 2/25/2009					

"ADJUSTMENTS TO FEDERAL SCHEDULE "D" ABOVE"

FEDERAL SCHEDULE D CHRONOLOGICALLY

1/1/2001 TO 12/31/2001

ACCOUNT #0049-03-1/3
 J N PEW JR CHARITABLE TRUST
 TAXPAYER ID 23-6299309

SHARES/UNITS	DESCRIPTION	DATE ACQUIRED	DATE DISPOSED	PROCEEDS	COST	GAIN/LOSS
	NOT INCLUDED ON THE ORIGINAL SCHEDULE D		07/30/01	1 182 67	1,182 67	0 00
	FNMA STRIP 264-1 PO DTD 7/1/1994 0% 7/1/2024		07/31/01	6 493 97	6,493 97	0 00
	HEADLANDS MTG INC 1997-4 CLASS X DTD 8/1/1997 1 1284% 11/25/2027		07/31/01	1,844 02	4,703 98	-2,859 96
	FNMA 1998-4 PI REMIC DTD 1/1/1998 6 5% 2/18/2021		08/22/01	2,346 16	2 346 16	0 00
	NOT INCLUDED ON THE ORIGINAL SCHEDULE D		08/29/01	6,318 23	6,318 23	0 00
	HEADLANDS MTG INC 1997-4 CLASS X DTD 8/1/1997 1 1284% 11/25/2027		08/29/01	1,732 06	3,232 44	-1,500 38
	FNMA 1994 20 DTD 2/1/1994 6 5% 2/25/2009		08/30/01	1 136 38	1 154 38	-18 00
	NOT INCLUDED ON THE ORIGINAL SCHEDULE D		09/27/01	2 339 92	2,339 92	0 00
	FNMA 1994-20 DTD 2/1/1994 6 5% 2/25/2009		09/28/01	1,088 11	1,126 72	-38 61
	FNMA STRIP 264-1 PO DTD 7/1/1994 0% 7/1/2024					

"ADJUSTMENTS TO FEDERAL SCHEDULE "D" ABOVE"

FEDERAL SCHEDULE D CHRONOLOGICALLY

1/1/2001 TO 12/31/2001

ACCOUNT #0049-03-1/3
 J N PEW JR CHARITABLE TRUST
 TAXPAYER ID 23-6299309

SHARES/UNITS	DESCRIPTION	DATE ACQUIRED	DATE DISPOSED	PROCEEDS	COST	GAIN/LOSS
	NOT INCLUDED ON THE ORIGINAL SCHEDULE D		09/28/01	5,897 84	5,897 84	0 00
	HEADLANDS MTG INC 1997-4 CLASS X DTD 8/1/1997 1 11284% 11/25/2027		10/02/01	1,658 45	2,192 76	-534 31
	FNMA 1998-4 PI REMIC DTD 1/1/1998 6 5% 2/18/2021		10/30/01	2,333 71	2,333 71	0 00
	FNMA 1994 20 DTD 2/1/1994 6 5% 2/25/2009		10/31/01	1,040 99	1,099 66	-58 67
	FNMA STRIP 264-1 PO DTD 7/1/1994 0% 7/1/2024		10/31/01	4,741 33	4,741 32	0 01
	NOT INCLUDED ON THE ORIGINAL SCHEDULE D		10/31/01	1,605 50	1,717 40	-111 90
	HEADLANDS MTG INC 1997-4 CLASS X DTD 8/1/1997 1 11284% 11/25/2027		11/25/01	1,563 59	2,714 56	-1,150 97
	NOT INCLUDED ON THE ORIGINAL SCHEDULE D		11/29/01	2,327 52	2,327 52	0 00
	FNMA 1998 4 PI REMIC DTD 1/1/1998 6 5% 2/18/2021		11/30/01	995 01	1,073 22	-78 21
	NOT INCLUDED ON THE ORIGINAL SCHEDULE D					
	FNMA 1994-20 DTD 2/1/1994 6 5% 2/25/2009					
	FNMA STRIP 264-1 PO DTD 7/1/1994 0% 7/1/2024					

'ADJUSTMENTS TO FEDERAL SCHEDULE 'D' ABOVE'

FEDERAL SCHEDULE D CHRONOLOGICALLY

1/1/2001 TO 12/31/2001

ACCOUNT #0049-03-1/3
 J N PEW JR CHARITABLE TRUST
 TAXPAYER ID 23-6299309

SHARES/UNITS	DESCRIPTION	DATE ACQUIRED	DATE DISPOSED	PROCEEDS	COST	GAIN/LOSS
	NOT INCLUDED ON THE ORIGINAL SCHEDULE D		11/30/01	6,157 29	6,157 29	0 00
	FNMA 1998-4 PI REMIC DTD 1/1/1998 6 5% 2/18/2021		12/31/01	2,321 36	2,321 36	0 00
	FNMA 1994-20 DTD 2/1/1994 6 5% 2/25/2009		12/31/01	950 13	1,047 37	97 24
	FNMA STRIP 264-1 PO DTD 7/1/1994 0% 7/1/2024		12/31/01	7,006 49	7,006 49	0 00
	HEADLANDS MTG INC 1997-4 CLASS X DTD 8/1/1997 1 11284% 11/25/2027		12/31/01	1,496 65	3,202 63	-1,705 98
	VARIOUS PARTNERSHIPS - REVERSAL OF THE ORIGINAL ENTRIES ON GAIN/LOSS SCHEDULE SHORT-TERM AND LONG-TERM POSTING REPORTED PER K 1	01/01/01	12/31/01	-6,548,169 65	-5,034,475 47	-1,513,694 18
	VARIOUS PARTNERSHIPS - GAIN/(LOSS) PER PARTNERSHIP SCHEDULE K-1'S SHORT-TERM AND LONG-TERM	01/01/01	12/31/01	-148,495 00	0 00	-148,495 00
	COST BASIS ADJUSTMENT RETURN OF CAPITAL ON REITS SOLD IN 2001		12/31/01	0 00	-256,765 20	256,765 20

"ADJUSTMENTS TO FEDERAL SCHEDULE "D" ABOVE"

FEDERAL SCHEDULE D CHRONOLOGICALLY
1/1/2001 TO 12/31/2001

ACCOUNT #0049-03-1/3
J N PEW JR CHARITABLE TRUST
TAXPAYER ID 23-6299309

SHARES/UNITS	DESCRIPTION	DATE ACQUIRED	DATE DISPOSED	PROCEEDS	COST	GAIN/LOSS
	LONG-TERM CAPITAL GAIN DIVIDENDS ON VARIOUS REAL ESTATE INVESTMENT TRUSTS NOT INCLUDED ON THE ORIGINAL SCHEDULE D		12/31/01	236,853 81	0 00	236,853 81
	ADJUSTED LONG-TERM GAIN OR LOSS			51,061,807 84	46,015,082 96	5,046 724 88
	TOTAL SHORT-TERM/LONG-TERM GAIN OR LOSS			200,183,544 45	201,727,553 52	-1,544,009 07

THE J. N. PEW JR. CHARITABLE TRUST¹

23-6299309

FORM 990PF, PART VIII, LINE 1 – LIST OF OFFICERS, DIRECTORS, AND TRUSTEES 2001

=====

<u>NAME AND ADDRESS</u>	<u>TITLE</u>	<u>TIME DEVOTED TO POSITION²</u>	<u>COMPENSATION³</u>	<u>CONTRIBUTION TO EMPLOYEE BENEFIT PLANS AND DEFERRED COMP.⁴</u>	<u>EXPENSE ACCOUNT AND OTHER ALLOWANCES</u>
The Glenmede Trust Company 1650 Market Street, Suite 1200 Philadelphia, PA 19103-7291	Trustee	Part	\$752,893	-	-
J. Howard Pew II c/o The Pew Charitable Trusts 2005 Market Street, Suite 1700 Philadelphia, PA 19103	Board Chairman	Part	1,614	-	-
Robert H. Campbell c/o The Pew Charitable Trusts 2005 Market Street, Suite 1700 Philadelphia, PA 19103	Board Member	Part	395 ⁵	-	-
Susan W. Catherwood c/o The Pew Charitable Trusts 2005 Market Street, Suite 1700 Philadelphia, PA 19103	Board Member	Part	1,449	-	-
Thomas W. Langfitt, M.D. c/o The Pew Charitable Trusts 2005 Market Street, Suite 1700 Philadelphia, PA 19103	Board Member	Part	1,449	-	-
Arthur E. Pew III c/o The Pew Charitable Trusts 2005 Market Street, Suite 1700 Philadelphia, PA 19103	Board Member	Part	1,383	-	-
J. N. Pew, 3rd c/o The Pew Charitable Trusts 2005 Market Street, Suite 1700 Philadelphia, PA 19103	Board Member	Part	-	-	-
J.N. Pew IV, M.D. c/o The Pew Charitable Trusts 2005 Market Street, Suite 1700 Philadelphia, PA 19103	Board Member	Part	1,449	-	-
Mary Catharine Pew, M.D. c/o The Pew Charitable Trusts 2005 Market Street, Suite 1700 Philadelphia, PA 19103	Board Member	Part	1,449	-	-

<u>NAME AND ADDRESS</u>	<u>TITLE</u>	<u>TIME DEVOTED TO POSITION²</u>	<u>COMPENSATION³</u>	<u>CONTRIBUTION TO EMPLOYEE BENEFIT PLANS AND DEFERRED COMP.⁴</u>	<u>EXPENSE ACCOUNT AND OTHER ALLOWANCES</u>
R. Anderson Pew c/o The Pew Charitable Trusts 2005 Market Street, Suite 1700 Philadelphia, PA 19103	Board Member	Part	1,449	-	-
Richard F. Pew c/o The Pew Charitable Trusts 2005 Market Street, Suite 1700 Philadelphia, PA 19103	Board Member	Part	1,449	-	-
Robert G. Williams c/o The Pew Charitable Trusts 2005 Market Street, Suite 1700 Philadelphia, PA 19103	Board Member	Part	1,449	-	-
Rebecca Rimel c/o The Pew Charitable Trusts 2005 Market Street, Suite 1700 Philadelphia, PA 19103	Board Member, President and Chief Executive Officer	Full	35,889	11,480	-
Joy A. Horwitz c/o The Pew Charitable Trusts 2005 Market Street, Suite 1700 Philadelphia, PA 19103	Director, Legal Affairs, General Counsel and Board Secretary	Full	12,469	4,156	-
Henry B. Bernstein c/o The Pew Charitable Trusts 2005 Market Street, Suite 1700 Philadelphia, PA 19103	Director, Finance	Full	<u>11,858</u>	<u>3,953</u>	-
TOTAL			<u>826,644</u>	<u>19,589</u>	

¹ This trust is one of seven trusts established by the Pew family that together comprise The Pew Charitable Trusts, an unincorporated division of the trustee, the Glenmede Trust Company. The seven trusts are The Pew Memorial Trust, The J. Howard Pew Freedom Trust, The Mabel Pew Mynn Trust, The J.N. Pew Jr. Charitable Trust, The Medical Trust, The Mary Anderson Trust and The Knollbrook Trust.

² Although a precise allocation among the trusts of hours worked is not possible, each of the officers and directors listed on this schedule devotes a minimum of 40 hours per week, and each of the board members devotes a minimum of 160 hours per year, to his or her work on behalf of the seven trusts that comprise The Pew Charitable Trusts. See footnote 1.

³ The compensation listed in this column, as well as the contributions to employee benefit plans and deferred compensation listed in column 5 of this table, represents 6.5861% of the total amount paid to the Glenmede Trust Company and each individual listed for work performed for the seven trusts that comprise The Pew Charitable Trusts. See footnote 1. The allocation percentage was derived by dividing the sum of the assets held in this trust by the total assets held in the seven trusts.

⁴ See footnote 3.

⁵ Reflects amounts paid from 11/6/01 (the date this individual assumed the position listed) to 12/31/01.

Trust	Begin Balance	Awards	Payments	PY Rescissions	CY Rescissions	Grant Returns	Transfers	End Balance
J N Pew, Jr Charitable Trust 0049-03-1/3								
2000-002824 STD Alaskan Conservation Foundation, Anchorage, AK	\$0	\$500,000	\$300,000	\$0	\$0	\$0	\$0	\$200,000
To support a public education campaign to protect wilderness in Alaska								
1999-003395 STD Alaskan Conservation Foundation, Anchorage, AK	\$166,000	\$0	\$166,000	\$0	\$0	\$0	\$0	\$0
To support a campaign to seek permanent administrative protection of 14 million acres of roadless land in the Alaska Rainforest								
1998-000176 STD American Farmland Trust, Washington, DC	\$45,000	\$0	\$45,000	\$0	\$0	\$0	\$0	\$0
To implement a bio-intensive pest management program for apples grown in Michigan with a large baby food manufacturer								
1998-001045 STD American Farmland Trust, Washington, DC	\$277,000	\$0	\$137,000	\$0	\$0	\$0	\$0	\$140,000
For a partnership project that reduces the use of herbicides and nitrogen fertilizers on major crops in the Neuse River region of North Carolina								
1999-000387 STD American Littoral Society, Highlands, NJ	\$125,000	\$0	\$125,000	\$0	\$0	\$0	\$0	\$0
To support regional estuarine habitat restoration								
2001-000326 STD American Rivers, Inc , Washington, DC	\$0	\$500,000	\$250,000	\$0	\$0	\$0	\$0	\$250,000
To support the Hydropower Reform Coalition's work to restore river habitat critical to the health of anadromous and fresh water fish populations through reform of hydropower dam operations and management								
1998-002982 STD Balch Institute, The, Philadelphia, PA	\$100,000	\$0	\$100,000	\$0	\$0	\$0	\$0	\$0
For general operating support, as part of the Philadelphia Cultural Leadership Program								

Trust	Begin Balance	Awards	Payments	PY Rescissions	CY Rescissions	Grant Returns	Transfers	End Balance
J N Pew, Jr Charitable Trust 0049-03-1/3								
2000-002860 STD Bermuda Biological Station for Research, Inc , White Plains, NY	\$150,000	\$0	\$150,000	\$0	\$0	\$0	\$0	\$0
To conduct a study to determine the effectiveness of marine-protected areas and no-take zones in Bermuda as a model for other coral reef systems								
1999-001430 STD Border WaterWorks, Santa Fe, NM	\$1,160,000	\$0	\$633,000	\$0	\$0	\$0	\$0	\$527,000
To help communities along the United States-Mexico border resolve public health and environmental problems related to the lack of wastewater systems								
1998-001313 STD Bryn Mawr Presbyterian Church, The, Bryn Mawr, PA	\$40,000	\$0	\$40,000	\$0	\$0	\$0	\$0	\$0
In support of improvements to the Mary Cathanne Pew Memorial Chapel, over two years								
1999-001501 STD Center for Agricultural Partnerships, Inc , Asheville, NC	\$766,000	\$0	\$566,000	\$0	\$0	\$0	\$0	\$200,000
To help implement practices resulting in measurable and long-term benefits for farmers and the environment								
1999-002705 STD Center for Energy Efficiency and Renewable Technologies, Sacramento, CA	\$390,000	\$0	\$390,000	\$0	\$0	\$0	\$0	\$0
To support the implementation of renewables policy in Texas and the western states								
2000-002588-003 STD Center for Marine Conservation, Washington, DC	\$80,000	\$0	\$80,000	\$0	\$0	\$0	\$0	\$0
To reverse the decline of U S Gulf of Mexico fish populations by reducing overfishing and bycatch, and the destruction of essential marine habitat								
2000-002588-002 STD Center for Marine Conservation, Washington, DC	\$70,000	\$0	\$70,000	\$0	\$0	\$0	\$0	\$0
To reverse the decline of U S Southeast Atlantic fish populations by reducing overfishing and bycatch, and the destruction of essential marine habitat								

Trust	Begin Balance	Awards	Payments	PY Rescissions	CY Rescissions	Grant Returns	Transfers	End Balance
J N Pew, Jr Charitable Trust 0049-03-1/3								
2000-002588-001 STD Center for Marine Conservation, Washington, DC	\$60,000	\$0	\$60,000	\$0	\$0	\$0	\$0	\$0
To reverse the decline of U S Mid-Atlantic fish populations by reducing overfishing and bycatch, and the destruction of essential marine habitat								
2000-002588 STD Center for Marine Conservation, Washington, DC	\$80,000	\$0	\$80,000	\$0	\$0	\$0	\$0	\$0
To reverse the decline of U S Pacific fish populations by reducing overfishing and bycatch, and the destruction of essential marine habitat								
1996-003054 STD Children's Hospital Foundation, The, Philadelphia, PA	\$666,000	\$0	\$666,000	\$0	\$0	\$0	\$0	\$0
To support an information system for primary care delivery and outcomes research								
1998-002184 STD Church Memorial Park, Chester, NS	\$70,000	\$0	\$70,000	\$0	\$0	\$0	\$0	\$0
For general operating support and renovations to the recreational complex								
2001-002401 STD Colorado Environmental Coalition, Inc , Denver, CO	\$0	\$200,000	\$0	\$0	\$0	\$0	\$0	\$200,000
For continued support of a public education campaign to protect wilderness in Colorado								
2000-002827 STD Colorado Environmental Coalition, Inc , Denver, CO	\$200,000	\$0	\$200,000	\$0	\$0	\$0	\$0	\$0
To support a public education campaign to protect wilderness in Colorado								
1998-002981 STD Conservation Center for Art and Historic Artifacts, Philadelphia, PA	\$60,000	\$0	\$60,000	\$0	\$0	\$0	\$0	\$0
For general operating support, as part of the Philadelphia Cultural Leadership Program								
1999-003086 STD Conservation Law Foundation, Inc , Boston, MA	\$100,000	\$0	\$100,000	\$0	\$0	\$0	\$0	\$0
To promote sustainable management policies for New England marine fisheries								

Trust	Begin Balance	Awards	Payments	PY Rescissions	CY Rescissions	Grant Returns	Transfers	End Balance
J N Pew, Jr Charitable Trust 0049-03-1/3								
1998-000177 STD Council of Chief State School Officers, Inc , Washington, DC	\$192,000	\$0	\$192,000	\$0	\$0	\$0	\$0	\$0
To support a network of 12 state environmental education coordinators that will document the educational efficacy of using the environment as a theme of instruction and significantly broaden the adoption of that approach by schools in the states								
1999-003333 STD / Split Trust Earthjustice Legal Defense Fund, Washington, DC	\$571,000	\$0	\$571,000	\$0	\$0	\$0	\$0	\$0
For continued support of the Ocean Law Project, a coordinated effort to restore marine ecosystems and fisheries								
2001-000323 STD Energy Foundation, The, San Francisco, CA	\$0	\$1,400,000	\$1,000,000	\$0	\$0	\$0	\$0	\$400,000
To support national and state efforts to adopt regulations for small generators that establish emissions standards and provide incentives for facilities that combine power generation with the use of waste heat								
1999-001784 STD Environmental Defense Fund, Inc , New York, NY	\$1,066,000	\$0	\$600,000	\$0	\$0	\$0	\$0	\$466,000
For continuation of the Alliance for Environmental Innovation								
1998-003235 STD Forest Trust, The, Santa Fe, NM	\$100,000	\$0	\$100,000	\$0	\$0	\$0	\$0	\$0
For renewed support for the Forest Stewards Guild								
2001-000325 STD Friends of the Earth, Washington, DC	\$0	\$300,000	\$200,000	\$0	\$0	\$0	\$0	\$100,000
In support of Fish for the Future, a public education campaign on Individual Fishing Quotas								
2001-002395 STD Frends of the River Foundation, Sacramento, CA	\$0	\$400,000	\$0	\$0	\$0	\$0	\$0	\$400,000
To provide continued support for a public education campaign to protect wilderness in California								

Trust	Begin Balance	Awards	Payments	PY Rescissions	CY Rescissions	Grant Returns	Transfers	End Balance
J N Pew, Jr Charitable Trust 0049-03-1/3								
2000-002821 STD Friends of the River Foundation, Sacramento, CA	\$400,000	\$0	\$400,000	\$0	\$0	\$0	\$0	\$0
For continued support of a public education campaign to protect wilderness in California								
1999-002588 STD George Washington University, Washington, DC	\$105,000	\$0	\$105,000	\$0	\$0	\$0	\$0	\$0
In support of a media education effort to improve the quality of coverage of the campaign finance system and the campaign finance reform debate								
2001-002211 STD Gulf Restoration Network, New Orleans, LA	\$0	\$160,000	\$0	\$0	\$0	\$0	\$0	\$160,000
For a public education campaign to promote stronger fisheries management reform on overfishing, bycatch and habitat destruction in the Gulf of Mexico								
2001-001629 STD Idaho Conservation League, Inc , Boise, ID	\$0	\$250,000	\$0	\$0	\$0	\$0	\$0	\$250,000
To establish a new wilderness campaign to protect 4 million acres of wilderness and roadless areas in Idaho and Montana								
1999-003449 STD Marine Conservation Biology Institute, Redmond, WA	\$40,000	\$0	\$40,000	\$0	\$0	\$0	\$0	\$0
For support of the Second Symposium on Marine Conservation Biology								
2000-002360 STD MBF Center, The, Norristown, PA	\$60,000	\$0	\$30,000	\$0	\$0	\$0	\$0	\$30,000
For continued operating support to provide people with serious disabilities specialized assessment, training and job-placement services								
1999-003179 STD National Environmental Trust, Washington, DC	\$250,000	\$0	\$250,000	\$0	\$0	\$0	\$0	\$0
For general operating support								
2001-002397 STD National Religious Partnership for the Environment, Inc , The, New York, NY	\$0	\$320,000	\$0	\$0	\$0	\$0	\$0	\$320,000
To provide support for public education campaigns in 21 states focused on climate change								

Trust	Begin Balance	Awards	Payments	PY Rescissions	CY Rescissions	Grant Returns	Transfers	End Balance
J N Pew, Jr Charitable Trust 0049-03-1/3								
2001-002394 STD Oregon Natural Resources Council Fund, Portland, OR	\$0	\$200,000	\$0	\$0	\$0	\$0	\$0	\$200,000
To support a public education campaign to protect forested wilderness in Oregon								
2000-002823 STD Oregon Natural Resources Council Fund, Portland, OR	\$200,000	\$0	\$200,000	\$0	\$0	\$0	\$0	\$0
To support a public education campaign to protect forested wilderness in Oregon								
2001-002396 STD Pacific Marine Conservation Council, The, Astoria, OR	\$0	\$130,000	\$0	\$0	\$0	\$0	\$0	\$130,000
For a public education campaign to promote stronger fisheries management of bycatch, overfishing and habitat destruction								
1998-000193 STD Pennsylvania Conservation Center, Harrisburg, PA	\$1,625,000	\$0	\$975,000	\$0	\$0	\$0	\$0	\$650,000
For a statewide environmental organization for Pennsylvania								
1996-003873 STD Philadelphia Health Management Corporation, The, Philadelphia, PA	\$88,000	\$0	\$88,000	\$0	\$0	\$0	\$0	\$0
For continued support for its Community Health Data Base								
1999-001018 STD PIDC - Regional Development Corporation, Philadelphia, PA	\$300,000	\$0	\$100,000	\$0	\$0	\$0	\$0	\$200,000
For continued support of the Urban Industry Initiative, a program to retain the manufacturing base in a targeted area in Philadelphia								
2000-002950 STD Sierra Club Foundation, The, San Francisco, CA	\$280,000	\$0	\$280,000	\$0	\$0	\$0	\$0	\$0
To support a public education campaign to protect grasslands wilderness in North Dakota and South Dakota								

Trust	Begin Balance	Awards	Payments	PY Rescissions	CY Rescissions	Grant Returns	Transfers	End Balance
J N Pew, Jr Charitable Trust 0049-03-1/3								
2001-002392 STD Sierra Club Foundation, The, San Francisco, CA	\$0	\$280,000	\$0	\$0	\$0	\$0	\$0	\$280,000
For continued support of a public education campaign to protect wilderness grasslands in North Dakota and South Dakota								
2000-003597-001 STD South Shore Community Service Association, Chester, NS	\$0	\$154,000	\$60,000	\$0	\$0	\$0	\$0	\$94,000
For capital support for Bonny Lea Farm								
2000-003597 STD South Shore Community Service Association, Chester, NS	\$0	\$671,000	\$223,000	\$0	\$0	\$0	\$0	\$448,000
For continued operating support for Bonny Lea Farm for services to adults with special needs								
2000-000419 STD Southern Environmental Law Center, Inc , Charlottesville, VA	\$533,000	\$0	\$267,000	\$0	\$0	\$0	\$0	\$266,000
For support of a campaign to protect old-growth forests and wilderness in the Southern Appalachians								
1999-003178 STD Strategies for the Global Environment, Inc , Arlington, VA	\$766,000	\$0	\$766,000	\$0	\$0	\$0	\$0	\$0
In support of the Pew Center on Global Climate Change								
1999-002486 STD Supportive Older Women's Network, Inc , Philadelphia, PA	\$30,000	\$0	\$30,000	\$0	\$0	\$0	\$0	\$0
For continued operating support to maintain and establish support groups that serve elderly women								
1999-002486-001 STD Supportive Older Women's Network, Inc , Philadelphia, PA	\$20,000	\$0	\$20,000	\$0	\$0	\$0	\$0	\$0
To implement new cost-effective technology to enhance service delivery								
2000-002428 STD Temple University, Philadelphia, PA	\$100,000	\$0	\$50,000	\$0	\$0	\$0	\$0	\$50,000
For support of the Beacon House program to offer basic education and life-skills training to pregnant and parenting women in substance abuse treatment								

Trust	Begin Balance	Awards	Payments	PY Rescissions	CY Rescissions	Grant Returns	Transfers	End Balance
J N Pew, Jr Charitable Trust 0049-03-1/3								
1999-002416 STD Teton Science School, Inc , Kelly, WY	\$37,500	\$0	\$37,500	\$0	\$0	\$0	\$0	\$0
This is a final grant to initiate a teaching program that incorporates place-based natural science studies throughout other academic disciplines in the curriculum of 10 schools								
1997-002456 STD Trinity College, Hartford, CT	\$130,000	\$0	\$117,000	\$0	\$0	\$0	\$0	\$13,000
To establish a program on Religion and the News Media at Trinity College's Center for the Study of Religion in Public Life								
2000-000218 STD U S Working Group, Inc , Washington, DC	\$2,200,000	\$0	\$734,000	\$0	\$0	\$0	\$0	\$1,466,000
To establish a certification infrastructure in Canada resulting in the protection of at least 15 million acres								
2001-001261 STD Union of Concerned Scientists, Inc , Washington, DC	\$0	\$1,000,000	\$1,000,000	\$0	\$0	\$0	\$0	\$0
To support efforts to increase the nation's commitment to energy efficiency and renewable energy as a cornerstone of a balanced and environmentally sound energy policy								
2001-003118 STD United States Public Interest Research Group Education Fund, Washington, DC	\$0	\$3,475,000	\$0	\$0	\$0	\$0	\$0	\$3,475,000
To encourage public involvement in national forest policy decisions								
2001-002393-002 STD Wilderness Society, The, Washington, DC	\$0	\$300,000	\$0	\$0	\$0	\$0	\$0	\$300,000
To support strategic assistance and training for grassroots public education wilderness campaigns								
2001-002393 STD Wilderness Society, The, Washington, DC	\$0	\$250,000	\$0	\$0	\$0	\$0	\$0	\$250,000
For continued support of a public education campaign to protect wilderness in Nevada								

Trust	Begin Balance	Awards	Payments	PY Rescissions	CY Rescissions	Grant Returns	Transfers	End Balance
J N Pew, Jr Charitable Trust 0049-03-1/3								
2001-002393-001 STD Wilderness Society, The, Washington, DC	\$0	\$200,000	\$0	\$0	\$0	\$0	\$0	\$200,000
For continued support of a public education campaign to protect wilderness in New Mexico								
2001-001135 STD Wilderness Society, The, Washington, DC	\$0	\$245,400	\$125,400	\$0	\$0	\$0	\$0	\$120,000
To conduct nonpartisan study, analysis and research on the need for a federal marine wilderness policy								
1998-003176 STD Wildlife Forever, Eden Prairie, MN	\$238,000	\$0	\$238,000	\$0	\$0	\$0	\$0	\$0
To develop a new initiative to engage sport hunting and fishing organizations in high-profile national conservation policy debates related to protecting wildlife habitat on public lands								
Total for JNP	\$13,936,500	\$10,935,400	\$13,086,900	\$0	\$0	\$0	\$0	\$11,785,000

✓

✓


✓

✓

✓

✓

✓



The Pew Charitable Trusts support nonprofit activities in the areas of culture education, the environment, health and human services, public policy and religion. The Trusts make strategic investments to help organizations and citizens develop practical solutions to difficult problems.

Based in Philadelphia, the Trusts consist of seven individual charitable funds established between 1948 and 1979 by two sons and two daughters of Sun Oil Company founder Joseph N. Pew and his wife, Mary Anderson Pew. Though these funds are separate legal entities, their grantmaking activities are managed collectively and guided by the same set of programmatic priorities. The board oversees and supports all dimensions of the Trusts' work.

The funds available to the Trusts for grantmaking and the scope of supported activities have continued to grow over the past decade. In 1990, the Trusts made grants totaling \$147,271,400. In 2000, commitments totaled \$235,605,000, and the market value of the Trusts' assets was \$4,800,776,253. Last year, the Trusts received more than 3,600 proposals, which resulted in 369 grants awarded by the Trusts' board.

PRESIDENT'S MESSAGE

CHANGING THE TERMS

The credo of The Pew Charitable Trusts—"Investing in ideas. Returning results"—implies a particular way of looking at our role as a foundation. We intend not simply to provide money for charitable work, but also to be judged by our ability to contribute to positive and measurable impact on society. We measure our value, and our accomplishments, not by the amount of money provided for work aimed at improving society, but by the actual outcomes achieved with these resources.

These missions—to provide money for good works and to achieve results—are quite distinct. The former focuses on the financial vehicle for realizing a goal, the latter, on the goal itself. If we were interested in the means rather than the ends, we could support many worthwhile projects, but we would risk accomplishing little toward reducing the scope or severity of the problems which we are addressing through our investments.

Yet the language of philanthropy reflects the former orientation. We and other foundations commonly refer to ourselves as "grantmakers" or "funders" who give "grants"—terms that clearly suggest a greater emphasis on providing money than on achieving the results that are at the heart of our giving. It is hard to imagine that most foundations in America would identify their primary purpose as simply "making grants," yet our language reinforces precisely that view of foundations as purveyors of money rather than providers of social value.

Nor is the term "grant" a particularly helpful one. For centuries, the term has commonly referred to a gift or assignment of money or property for which there was no implied expectation of return. As a result, most people think of grants either as rewards for past work or gifts in support of work to be done in the future—but without the same kind of explicit conditions associated with investments from which a measurable return is expected. As such, grants made by foundations are often considered to be more demonstrations of good will aimed at supporting "good work" than carefully targeted investments designed to generate highly specific results.

Placing an emphasis on measurable results has long been accepted and even extolled in the for-profit sector. But in the nonprofit sector, it is often met with skepticism—and sometimes anxiety. Because many nonprofit organizations (including foundations) tend to define their work in terms of very broad goals, we as a field are not accustomed to being held accountable by the public, major supporters or even our own organizations for producing concrete and verifiable outcomes. And many do not like it when pressed to do so. It is a human characteristic. Most of us, regardless of profession, are more comfortable with being held responsible for conducting activities than producing results.

Some critics of results-oriented performance in the nonprofit sector equate measurability with bean-counting and short time horizons. But all projects, short- or long-term, can have measurable benchmarks that determine whether work is proceeding at an acceptable pace and whether mid-course corrections are needed. Indeed, such benchmarks reduce the risk and improve the potential for return on the investment.

Furthermore, by focusing on the support of good work rather than on a specific achievement, grantmakers often feel no direct responsibility for the outcome, even considering it as beyond their control and, consequently, not their responsibility. Their job is complete once the grant is made.

The mindset of an investor is quite different. No mutual-fund manager, investment banker or venture capitalist can escape being held accountable for the performance of the fund or the business in which they have invested. They are held responsible for decisions about which businesses to invest in and how much to invest and for monitoring the performance of their investments against established benchmarks. To a certain extent, this is a fair analogy to the Trusts' credo. We view our grants as strategic investments intended to achieve measurable charitable returns.

The relationship between the Trusts and the organizations in which we invest is not simply a financial one. And we consider those in which we make those strategic investments to be our partners, because we share the same charitable objectives and we work together to define the desired outcome of our investment. Our own staff are often deeply engaged in identifying the roots of problems, assessing opportunities, weighing the costs and benefits of different approaches, designing program strategies and, when appropriate, institutional vehicles with which to implement these strategies, assessing the strengths and opportunities for collaboration with a wide range of individuals and organizations, developing specific goals and benchmarks for our investments by which to measure progress towards achieving results, and evaluating performance.

We focus our resources on a small number of problems and projects, and we employ staff who have the skills and experience to address the problems we target. Our staff are continuously refining our understanding of the investment process, carefully choosing an area of activity in which it is possible to have an impact, developing a set of core competencies that make it possible to excel in that area, sticking to what we do best and avoiding the temptation to diffuse resources in ways that diminish performance.

As we develop stronger and deeper skills in strategic planning and charitable investing, we manage our "grantmaking" in ways that parallel the behaviors exhibited by the successful entrepreneurs who founded the Trusts. Our founders were highly focused. They identified niche markets, developed the skills and vehicles needed to perform well, took steps to maintain their competitive edge and ensure high-level performance and pursued the most effective strategies to grow their company.

Clarity of language and the terms we use to describe our work, our relationships with our partners and the role the Trusts play in making results-oriented charitable investments are critically important. They create an understanding and a set of expectations about what we do. Equally important, these words define how we view ourselves and shape the standards to which our performance should be held and the benchmarks by which we should be judged.

Rebecca W. Rimel
President and CEO

APPLYING FOR A GRANT

Submitting Your Letter of Inquiry to the Trusts

The Trusts make grants in six program areas. You should first review the information about the program whose interests most closely match those of your organization. The guidelines lay out concisely each program's goals and objectives and the kinds of activities it will and will not consider. Read the Ineligible Requests section as well. If, after reviewing the guidelines and other information, you feel there is a match, you should submit a brief letter of inquiry preferably less than three pages long. The Trusts will respond to all specific letters of inquiry but not to general solicitations for funds.

The letter of inquiry should include the following information:

Who A description of your organization and the nature of its work, as well as a brief summary of your organization's achievements, particularly as they relate to the problem or issue to be addressed.

What and How A statement of the problem or need you plan to address and an explanation of how it will be addressed. Include a brief description of anticipated achievements or outcomes.

When The time frame for the proposed activities.

How much Estimated cost for the project or activity and the amount requested from the Trusts.

When your letter of inquiry arrives at the Trusts, it will be reviewed by staff in the appropriate program. You will be notified by either telephone or letter, usually within four to six weeks, whether or not your request meets the funding criteria and guidelines of the program.

Please Note

Examples of past work, articles, reports, videos or other material should not be submitted with a letter of inquiry. Because of the large number of requests the Trusts receive and the time entailed to develop a proposal, applicants should not send in full proposals unless requested to do so by a representative of the Trusts.

Submitting a Full Proposal

If staff determine that the activity you propose falls within the program's stated goals and objectives, we will ask you for a full proposal. An application package will be sent to you to complete and return to the Trusts. The application asks you for a description of your organization and the constituency it serves; details of the project or activity for which you seek support, including specific goals and measurable objectives; a detailed project budget; organization finances and miscellaneous support materials such as your IRS letters of determination.

In addition to determining whether your proposal meets the Trusts' program interests, staff will examine it for evidence of quality accountability and soundness of design. For example, is the proposal thoughtfully conceived and carefully planned? Does your organization demonstrate sound fiscal and management capacity? Is it likely to be able to meet its objectives? If your proposal is determined to meet the Trusts' guidelines and satisfy the other evaluation criteria, it will be submitted to the board for review and final approval.

If your proposal is approved for funding, you will be notified formally by letter within four to six weeks after the board meeting at which the proposal was considered.

It is simply not possible to fund all worthwhile projects. Seeking a grant from the Trusts is a rigorously competitive process, with only a small percentage of proposals ultimately approved for funding. In addition, the Trusts' grantmaking has become increasingly focused and strategic, making support unlikely for activities that are not closely aligned with program goals and objectives. When drafting your proposal, therefore, please keep in mind that your request will be considered within a number of contexts: the strict parameters of the guidelines set out on the following pages, related activities we may have funded in the past and similar proposals that we may be reviewing.

Frequently Asked Questions

Whom do the Trusts fund?

The Trusts make grants only to organizations classified as tax-exempt under section 501(c)(3) of the Internal Revenue Code. The vast majority of grants are awarded to public charities. The Trusts do not make grants to individuals or to for-profit organizations.

What activities don't the Trusts fund?

Each program has specific types of activities that it does not fund, and you should check the listing of Ineligible Requests toward the end of the program's guidelines to see what these are. In addition to not making grants to individuals, the Trusts do not fund capital campaigns, unsolicited construction requests, endowments, debt reduction, or scholarships or fellowships that are not part of a Trusts-initiated program.

What are the chances of being funded?

The Trusts annually receive about 3,600 requests for support. Of this number, fewer than 400 typically receive support, making the grant application process highly competitive. In addition, the Trusts' approach to grantmaking is focused and strategic; each program identifies and pursues a specific set of goals and objectives. If you intend to apply for support, therefore, you should study our guidelines carefully to determine whether your project clearly fits within the range of activities we support. If there is not a clear fit, it is extremely unlikely that your project will be funded.

What is the size of the grants awarded annually?

Although grant size varies from program to program, the median size in the past year was \$200,000. Generally speaking, smaller grants are made in programs that work closely with community-based and direct-service organizations, larger grants are made in programs that work with larger organizations such as research, academic and health institutions.

Do the Trusts have specific deadlines for proposals?

Except for special programs or initiatives, the Trusts do not have deadlines governing the submission of proposals, proposals are accepted year-round and are reviewed on a rolling basis. If a proposal is considered appropriate for board review, it will be slated for the next available opening on a board agenda. The board agenda is completed approximately four months before the board meets.

How often does the Trusts board meet to review proposals?

The board meets quarterly, generally in March, June, September and December.

How long does it take to receive a response once I've submitted a letter of inquiry?

Reviewing and responding to a letter of inquiry depends on the number of inquiries received, normally, the response time is about four to six weeks.

How long does it take to get a grant from the Trusts?

It can take six to eight months for a proposal to go through all the steps of the review process

May an organization submit more than one request at a time?

You may submit as many letters of inquiry as you wish, although organizations are encouraged to prioritize their own needs before contacting the Trusts. Sometimes large organizations such as universities or research institutions submit simultaneous requests to different programs at the Trusts. Each request will be reviewed independently by the appropriate program and evaluated on its own merits

When may an organization submit a new proposal?

An organization whose full proposal is turned down by the Trusts must wait a minimum of 12 months before submitting a new proposal. (This turndown rule does not apply to letters of inquiry.) An organization currently receiving funding from the Trusts is generally expected to fulfill all of the terms and reporting requirements of its current grant before it can submit a proposal for a new grant. On rare occasions staff may permit an organization to submit a new proposal before the current grant has expired to ensure continuity of funding

May an organization receive more than one grant?

Although it is rare, there are times when an organization may have more than one current grant from the Trusts. The primary reasons for this are (1) different departments, schools or independent projects within an institution may receive separate grants from the Trusts, and (2) an organization may receive another, separate grant to carry out a special activity at the request of the Trusts

What are the Trusts' criteria for funding television and other media projects?

The Trusts will consider support for media based projects only if the content and use of media address or in some way advance a specific objective of one or more of the Trusts' program areas. Proposals involving media will be evaluated by the same criteria and standards applied to all other proposals

Do the Trusts give discretionary grants?

The program directors do not have discretionary funds to distribute. The board approves all grants

I've reviewed your guidelines and find that my project doesn't fit with the Trusts current strategy. Do you have suggestions of where else I might look for funding?

The Foundation Center (www.fdncenter.org) and the Council on Foundations (www.cof.org) both maintain comprehensive listings of U.S. foundations and the areas they fund

CULTURE

The number, quality and accessibility of arts activities in this country are higher than ever before, but the ability of the arts to marshal soundly based, consistently growing financial and policy support is fragile. The Culture program aims to strengthen that support for nonprofit culture in the United States. In Philadelphia, it selectively supports programs for artists and cultural organizations.

The Trusts believe that understanding the status and needs of America's culture today is an essential prelude to assuring that the nation's cultural heritage is preserved and that the aesthetic, social and economic contributions of our artists and cultural organizations are sustained and increased. To this end, Culture's national program, "Optimizing America's Cultural Resources," fosters broader public appreciation of culture and its role in society. It also promotes policy dialogues so that the public can grapple knowledgeably with the issue affecting arts and culture in American society.

"Optimizing America's Cultural Resources" has three initiatives. One is the gathering of data, so that funding and related policy decisions can be based on accurate information. This work will identify the critical gaps in the data, the analysis needed to understand trends influencing the art world and the key issues facing the arts. Our support is used to commission research, conduct surveys and opinion polls and disseminate policy-relevant data and research results. We also seek to expand dissemination of culture news to new forms of print, broadcast and Internet media in order to increase public access to objective and reliable information on the arts.


Our second initiative centers on public education. The aim is to increase the knowledge, among the public and arts policymakers, of issues related to arts and culture and to build the capacity for cultural advocacy. This work will increase awareness among opinion leaders and the general public of the role and significance of nonprofit arts and culture to our economy and society and make the case for the contributions of the cultural sector.

The third initiative encourages the development of innovative public policies supporting American arts and culture. The Trusts invest in programs that identify, evaluate, document and replicate innovative efforts that have strengthened policy or financial support for nonprofit arts and cultural organizations.


Locally, the Trusts seek to enhance the region's cultural community and its services by recognizing and supporting artistic and organizational excellence and challenging organizations to strengthen their artistic programming and management capacities. Through the Philadelphia Cultural Leadership Program, the Culture program provides operating funds to organizations that demonstrate artistic accomplishment, financial and managerial excellence, and audience and community support.

To encourage continued creative growth and artistic excellence within the local culture community, we support discipline-based initiatives that provide direct support for artistic development and programming. We also work with partner organizations to strengthen advocacy for culture in Philadelphia and the region. We want to help make a compelling case for increased participation by the public and greater support from local government and private institutions for cultural organizations in the Delaware Valley.

CULTURE GRANTS BY SUBPROGRAM AREA 2000



PHILADELPHIA AREA GRANTS BY GRANT TYPE 2000



The Culture Program aims to assure that our nation's cultural resources are properly sustained and contribute to the health of our democratic society

Optimizing America's Cultural Resources

Goal

To strengthen financial and policy support for America's cultural resources

Objectives

- To increase the amount, quality and accessibility of policy-relevant information on American arts and culture
- To increase awareness among opinion leaders and the general public of the role and significance of nonprofit arts and culture to our economy and society
- To encourage the development of innovative public policies supporting American arts and culture

Requests will be considered for

- A limited number of research projects that add substantially to the body of fact-based information about American arts and culture
- Selected projects that increase the quality and quantity of arts news
- Selected projects of national scope and multidisciplinary focus that build positive perceptions of artists and cultural institutions through media or public education activities

The Philadelphia Program

Goal

To strengthen the capacity of those Philadelphia-area cultural organizations and artists with the greatest potential for success to provide a broad array of high-quality arts and cultural opportunities to the community on a sustained basis

Objectives

- To enable leadership institutions in the cultural community to become more effective at creating and delivering programs to the public
- To enable selected cultural organizations and artists to undertake noteworthy, innovative and high-quality arts and cultural projects
- To strengthen the capacity of the region's cultural organizations and arts leaders to make a convincing and compelling case for the public's participation in arts activities and for their financial support

Requests will be considered for

- Support for general operations through the Philadelphia Cultural Leadership Program. Separate guidelines are issued for this program with specific application information and deadlines. The guidelines are mailed in August. To be added to the mailing list, please call 215 575 4874
- Artistic development initiatives to enhance and promote the excellence and diversity of artistic resources in specific disciplines and sectors of the cultural community in the Philadelphia region

Ineligible Requests

Requests will not be considered for

- Endowments
- Debt reduction
- Support for general operations or core programs of organizations outside the Philadelphia five-county area
- Museum, collection or library acquisitions
- Computer or multimedia hardware or software, except as part of Trusts-initiated programs
- Grants made directly to individual artists, except as part of Trusts-initiated programs
- Individual commissions, exhibitions, performing arts productions or television or radio broadcasts, except as part of Trusts-initiated programs
- Cultural exchange activities, except as part of Trusts-initiated programs
- Arts education projects, except as part of the Philadelphia Cultural Leadership Program or other artistic initiatives
- Conferences or symposia, except as part of Trusts-initiated programs
- Media and technology projects, except those that forward specific Culture program interests and priorities
- Programs originating outside the United States of America

Philadelphia Region Artistic Initiatives

Dance Advance

Administered by Drexel University

Promoting increased artistic excellence of Philadelphia-area individual dance artists, dance companies and dance-presenting organizations

Contact Bill Bissell 215 732 9060

Heritage Investment Program

Administered by the Independence Visitor Center Corporation

Providing technical assistance and challenge grants to historic sites in Philadelphia and the region

Contact Barbara W Silberman 215 569 2869

Philadelphia Exhibitions Initiative

Administered by The University of the Arts

Stimulating artistic development in the Philadelphia-area visual arts community by supporting public exhibitions and accompanying publications

Contact Paula Marincola 215 985 1254

Pew Fellowships in the Arts

Administered by The University of the Arts

Providing individual fellowships to Philadelphia-area artists working in a wide variety of performing, visual and literary disciplines

Contact Melissa Franklin 215 875 2285

Philadelphia Music Project

Administered by Settlement Music School

Working with the Philadelphia music community to support new artistic activities and/or the expansion of current programs

Contact Matthew Levy 215 893 0140

Philadelphia Theatre Initiative

Administered by Drexel University

Assisting the Philadelphia-area professional nonprofit theatre community to achieve a higher level of artistic excellence and professional development

Contact Marcia D Salvatore 215 985 2345

Philadelphia History Exhibitions Initiative

Administered by the Independence Visitor Center Corporation

Assisting Philadelphia-area history museums to produce high-quality, innovative exhibitions

Contact Margo Bloom 215 569 8343

CULTURE PROGRAM STAFF

Marian A Godfrey
Director
215 575 4870
mgodfrey@pewtrusts.com

Gregory T Rowe
Program Officer
215 575 4875
growe@pewtrusts.com

Stephen K Urice
Program Officer
215 575 4877
surice@pewtrusts.com

Adrienne N Edwards
Program Associate
215 575 4878
aedwards@pewtrusts.com

Shelley Feist
Program Associate
215 575 4728
sfeist@pewtrusts.com

Barbara Lippman
Program Associate
215 575 4872
blippman@pewtrusts.com

Diane M Honor
Assistant to the Director
215 575 4876
dhonor@pewtrusts.com

Tom Urbanik
Administrative Assistant
215 575 4874
turbanik@pewtrusts.com

Catherine S M Vizuete
Administrative Assistant
215 575 4871
cvizuete@pewtrusts.com

Optimizing America's Cultural Resources
Marian Godfrey, Stephen Urice,
Shelley Feist

The Philadelphia Program
Gregory Rowe, Adrienne Edwards
Barbara Lippman Tom Urbanik

General Questions
Diane Honor, Tom Urbanik,
Catherine Vizuete

National Special Artistic Initiatives

Arts International, Inc

New York, NY, \$475,000, 1 yr

In support of the Fund for U S Artists at International Festivals and Exhibitions, a public-private partnership to support U S participation at international cultural events

Contact Adam Bernstein 212 674 9744

www.artsinternational.org

Optimizing America's Cultural Resources

Center for Arts and Culture

Washington, DC, \$150,000, 1 yr

For the Cultural Policy Inventory, a comprehensive database and directory of cultural policy resources

Contact Gigi Bradford 202 783 5277

www.culturalpolicy.org

Educational Broadcasting Corporation

New York, NY, \$2 000,000 2 yrs

For Thirteen/WNET In support of the public television series *EGG the arts show*, a new weekly public television series covering arts and culture in America

Contact Jeff Folmsbee 212 560 1313

www.thirteen.org

J Paul Getty Trust

Los Angeles, CA, \$500,000, 1 yr

In support of the Barnes Foundation

Contact Deborah Marrow 310 440 7320

www.barnesfoundation.org

Maine Humanities Council

Portland, ME, \$144,000, 1 yr

In support of a statewide case study on the Maine Communities in the New Century Program

Contact Erik Jorgensen 207 773 5051

www.mainehumanities.org

MEM Associates, Inc

New York, NY, \$331,000, 2 yrs

In support of a series of conferences and reports on cultural policy issues

Contact Alberta Arthurs 212 297 0500

www.memassociates.org

Minnesota Public Radio

St Paul, MN, \$472,000, 2 yrs

In support of establishment of an arts business news bureau for public radio's *Marketplace*

Contact Jim Russell 213 514 1510

www.marketplace.org

Princeton University

Princeton, NJ, \$1,924,000, 3 yrs

For the Arts and Cultural Policy Digital Archive Project In support of a fully searchable, digital archive containing policy-relevant information on arts and culture, to be housed at and managed by the Princeton University Library's Social Science Reference Center

Contact Ann S Gray 609 258 6052

The Urban Institute

Washington, DC, \$250,000, 18 mos

In support of a national study to document how individual artists are supported in the United States and to suggest ways to improve and strengthen existing systems of support

Contact Elizabeth T Boris 202 261 5770

www.urban.org

The Philadelphia Program

Drexel University

Philadelphia, PA, \$1,853,000, 2 yrs

In support of Dance Advance, a program to enhance the creation and presentation of dance activities by Philadelphia-area artists and presenting organizations

Contact Bill Bissell 215 732 9060

www.drexel.edu/depts/artsadm

Drexel University

Philadelphia, PA, \$772,000, 9 mos

In support of organizational assessments, capacity-building activities and planning related to the Philadelphia Cultural Leadership Program

Contact Cecelia Fitzgibbon 215 895 4913

www.drexel.edu/depts/artsadm

Drexel University

Philadelphia, PA, \$2,839,000, 3 yrs

For renewal of the Philadelphia Theatre Initiative a program to enhance the creation and presentation of theater activities by Philadelphia-area nonprofit professional theaters and theater artists

Contact Marcia D Salvatore 215 985 2345

www.drexel.edu/depts/artsadm

The Library Company of Philadelphia

Philadelphia, PA, \$250,000, 1 yr

For the Cassatt House Restoration In support of a capital project to renovate a historic townhouse into a residential research center for the study of early American history and culture

Contact John C Van Horne 215 546 3181

www.librarycompany.org

Mid Atlantic Arts Foundation Inc

Baltimore, MD, \$486,000, 3 yrs

In support of Pennsylvania Performing Arts on Tour, a program that provides funding for tours and related activities throughout the mid-Atlantic region by Pennsylvania performing artists of high artistic caliber

Contact Katie West 215 496 9424

www.midatlantic.org

New York Foundation for the Arts Inc

New York, NY, \$65,000, 1 yr

In support of a documentary film about the life, work and legacy of Philadelphia architect Louis I Kahn

Contact Nathaniel Kahn 212 334 5903

www.nyfa.org

Preservation Pennsylvania
Harrisburg, PA, \$117,000, 1 yr
In support of the Philadelphia Intervention Fund, a program that provides grants to community-based organizations in response to preservation crises
Contact Patrick Foltz 717 234 2310
www.preservationpa.org

The University of the Arts
Philadelphia, PA, \$2,276,000, 2 yrs
In support of the Philadelphia Exhibitions Initiative, which provides funding for public art exhibitions and publications of high artistic caliber in the Philadelphia five-county region
Contact Paula Marincola 215 985 1254
www.philexin.org

The University of the Arts
Philadelphia, PA, \$1,000,000, 1 yr
To re-create the historic facade of the University of the Arts' Terra Building designed by architect Horace Trumbauer
Contact Miguel-Angel Corzo 215 717 6000
www.uarts.edu

Philadelphia Cultural Leadership Program
A program to recognize and reward artistic excellence, effective governance and strong management among Philadelphia-area cultural organizations. All grants provide general operating support

The Academy of Vocal Arts
Philadelphia, PA, \$180,000 3 yrs
Contact Robert W Lyon 215 735 1685
www.avaopera.com

American Music Theater Festival, Inc
Philadelphia PA, \$975,000, 3 yrs
Contact Marjorie Samoff 215 972 1000
www.princemusictheater.org

Arden Theatre Company
Philadelphia, PA, \$210,000, 3 yrs
Contact Terrence J Nolen 215 922 8900 x33
www.ardentheatre.org

The Bucks County Historical Society
Doylestown, PA, \$300,000, 3 yrs
Contact Douglas C Dolan 215 345 0210 x34
www.mercermuseum.org

Choral Arts Society of Philadelphia
Philadelphia, PA, \$60,000 3 yrs
Contact Neil Neveras 215 545 8634
www.choralarts.com

Cliveden of the National Trust, Inc
Philadelphia, PA, \$75,000, 3 yrs
Contact Kris S Kepford 215 848 1777
www.cliveden.org

The James A Michener Art Museum
Doylestown, PA, \$300,000, 3 yrs
Contact Bruce Katsiff 215 340 9800
www.michenerartmuseum.org

The John Bartram Association
Philadelphia PA, \$75,000 3 yrs
Contact Martha Leigh Wolf 215 729 5281
www.libertynet.org/bartram

John J Tyler Arboretum
Media, PA \$120 000, 3 yrs
Contact Richard A Colbert
610 566 9134 x207
www.tylerarboretum.org

The Library Company of Philadelphia
Philadelphia, PA, \$150,000, 3 yrs
Contact John C Van Horne 215 546 3181
www.librarycompany.org

Main Line Art Center
Haverford, PA, \$105,000, 3 yrs
Contact Judy Herman 610 525 0272
www.libertynet.org/mlac

Opera Company of Philadelphia
Philadelphia, PA, \$1,350,000, 3 yrs
Contact John P Mulrone 215 928 2100
www.operaphilly.com

Pennsylvania Young Playwrights Program Inc
Philadelphia, PA, \$66,000 3 yrs
Contact Marsha Pincus 215 665 9226
www.libertynet.org/pyppf

People's Light and Theatre Company
Malvern, PA, \$645,000, 3 yrs
Contact Grace E Grillet 610 647 1900
www.peopleslight.org

Philadelphia Chamber Music Society
Philadelphia, PA, \$120,000, 3 yrs
Contact Anthony P Checchia 215 569 4690
www.pcmsnet.org

Philadelphia Theatre Company
Philadelphia, PA, \$240 000 3 yrs
Contact Sara Garonzik 215 985 1400
www.phillytheatreco.com

Philadelphia Folklore Project
Philadelphia, PA, \$60,000, 3 yrs
Contact Debora Kodish 215 468 7871
www.folkloreproject.org

Point Breeze Performing Arts Center
Philadelphia, PA, \$96,000 3 yrs
Contact Donna N Brown 215 755 1014
www.pbpac.org

Rosenbach Museum & Library
Philadelphia, PA, \$180,000, 3 yrs
Contact Derick Dreher 215 732 1600
www.rosenbach.org

Settlement Music School of Philadelphia
Philadelphia, PA, \$750,000, 3 yrs
Contact Robert Capanna 215 465 7280
www.smsmusic.org

Village of Arts and Humanities Inc
Philadelphia, PA, \$105,000, 3 yrs
Contact Lily Yeh 215 225 3949
www.villagearts.org

The Wilma Theater
Philadelphia PA, \$375,000, 3 yrs
Contact Naomi Gabel 215 893 9456
www.wilmatheater.org

EDUCATION PROGRAM STAFF

Susan Urahn
Director
215 575 4830
surahn@pewtrusts.com

Ellen C Burbank
Program Officer
215 575 4840
eburbank@pewtrusts.com

Michele A Seidl
Interim Program Officer
215 575 4838
mseidl@pewtrusts.com

Ellen L Wert
Program Officer
215 575 4832
ewert@pewtrusts.com

Jennifer E Lee
Program Associate
215 575 4839
jlee@pewtrusts.com

Monique E Dade-Pettway
Assistant to the Director
215 575 4833
mpettway@pewtrusts.com

Constance Sydow
Administrative Assistant
215 575 4834
csydow@pewtrusts.com

Sandra D Walker
Administrative Assistant
215 575 4859
swalker@pewtrusts.com

K 12 Reform
Ellen Burbank, Jennifer Lee

Higher Education Reform
Michele Seidl, Ellen Wert

Special Institutions
Ellen Burbank, Ellen Wert

General Questions
Monique Dade-Pettway, Constance Sydow,
Sandra Walker

EDUCATION

There is an old saying—"May you live in interesting times." In education, we are unquestionably living in interesting times. Experimental approaches to education abound—including standards-based reform, high-stakes assessments, charter schools, vouchers, site-based management, performance-based pay and residential education. There are great successes, wonderful teachers and students who excel. There are failing schools, teachers who can't teach and students who can't read. And there is great inequity. Overall, the United States ranked far from the top of a recent international assessment, but within the U.S., state performance varied tremendously.

The Education program believes that all children should have the opportunity to receive a rigorous, high-quality education that will allow them to meet the challenges of work and citizenship. A strong democracy and a healthy economy rest on a citizenry that has a solid grounding of knowledge and skills. Through a variety of approaches, the Education program works toward that ideal.

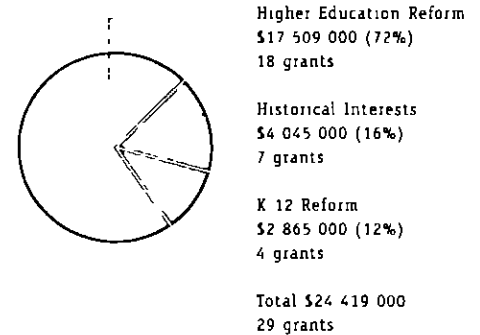
Across the country, interest in publicly funded preschool education programs is growing. Two-thirds of three- to five-year-old children are cared for and educated outside of their homes. New research shows that very young children can learn much more than previously thought and that children who attend high-quality early childhood programs do better in school. But too often the quality of out-of-home care and education does not meet young children's needs. We are exploring whether there is a role for the Trusts in improving public understanding of preschool issues.

In K-12 education, we have long supported standards-based reform and have followed the progress of that reform and observed what works. We have also begun to ask "What works?" of a broader range of issues. The available information does not always provide clear answers to the questions of decision-makers, for instance: Do smaller classes improve student performance? What is the most effective way to teach reading? How well do students perform in charter schools? Do high-stakes tests improve student learning? These deceptively simple questions often have no simple answers. In our K-12 program, we are exploring ways to provide accessible, objective evidence—and fact-based responses.


In higher education, we seek to highlight performance of the sector as a whole—to show strengths and weaknesses and encourage states and institutions to tackle emerging as well as persistent problems. The National Center for Higher Education and Public Policy, an independent, non-partisan and authoritative voice in the field, is working to stimulate a more robust public debate on higher education, nationally and in the states. Last year, the National Center released *Measuring Up 2000*—the first state-by-state report card that issued grades in five areas of higher-education performance: preparation, participation, affordability, completion and the benefits from an educated populace. The report cards received wide public attention, highlighting success stories and inequities across state boundaries and specific opportunities for improvement. We are looking for additional ways to challenge higher education to greater success.

The Education program changed directors last year, and the transition permits us to re-examine the program's lines of work. Through the year 2001, Education staff will identify and/or refine areas of activity and promising levers for change and submit specific program strategies and guidelines to the Trusts' board for approval. As these are approved, information will be posted on the Trusts' Web site. Until the strategies are determined and the guidelines approved, the Education program will focus primarily on maintaining current grant commitments and considering renewals to existing grantees.

EDUCATION GRANTS BY SUBPROGRAM AREA 2000



EDUCATION GRANTS BY RANGE 2000



Thank you for your interest in The Pew Charitable Trusts' Education program. Since the printing of this publication, our Board has approved new guidelines for our higher education grantmaking. They are listed below, as well as on our Web site, www.pewtrusts.com

Higher Education Reform

Goal

To highlight higher education performance in the critical areas of access, affordability, completion, return on investment and student learning

Objective

- Educate the general public about the critical issues that affect higher education performance at the state and national level
- Improve the quality of information available to measure higher education performance

The Education program seeks to raise the performance of students at all levels of education, especially the capabilities of students to learn for understanding and to acquire the literacies needed for productive employment and effective citizenship in our increasingly complex society

K-12 Reform

Goal

To encourage the fundamental reforms in the profession of teaching and the work of schools that are needed to enable all students to perform at high levels

Objectives

- To sustain and advance the movement toward systemic school reform by generating and sharing information about the progress of reform and about what works
- To enhance professional development policies and practices that strengthen standards-based reform

Requests will be considered for

- Nationally significant initiatives that promise to deepen and broaden professional and public understanding of school reform
- Initiatives that promise to increase the demand for high-quality professional development for educators, such as state/district policies concerning the criteria for recertification, standards for professional development and/or teacher-assignment policies
- Initiatives that promise to increase the availability of high-quality professional development, such as expanded teacher networks and/or new modes of providing professional development via technology
- Initiatives that generate and disseminate knowledge about the types of professional development that are most effective

Higher Education Reform

Goal

The Trusts are currently evaluating their higher education program. When this process is completed in March 2001, new program guidelines for higher education will be available on the Trusts' Web site at www.pewtrusts.com. If you would like to receive the new guidelines, call 215 575 4776

Historical Interest

Goal

To support institutions with which the Trusts have a special historical relationship

Objective

- To respond to the priority needs of selected schools, colleges and universities with which the Trusts have an historic relationship

Ineligible Requests

Requests will not be considered for

- Financial aid fellowships, individual study or travel grants
- Summer programs, except as a component of a year-round program
- Endowments
- Capital projects, unless invited by the Trusts
- Individual school districts, public schools or independent schools, unless invited by the Trusts
- Schools, colleges and universities outside the United States, except by invitation

Higher Education Reform

Alverno College

Milwaukee, WI, \$1,187,000, 18 mos

For Student Learning Outcomes Organizing Principle of Curriculum To advance the practice of outcomes-based learning and assessment in undergraduate education

Contact Austin Doherty 414 382 6085

www.alverno.edu

American Academy for Liberal Education

Washington, DC, \$250,000, 21 mos

For Reforming Accreditation in Liberal Arts To test a model of accreditation based on evidence of student learning and instructional effectiveness

Contact George R Lucas Jr 410 293 6003

www.aale.org

American Institutes for Research in the Behavioral Sciences

Washington, DC \$1,000,000, 3 yrs

For Literacy Skills of America's College Graduates To administer the National Assessment of Adult Literacy survey to a statistically valid national sample of two- and four-year recent college graduates and to publicize the results

Contact Mark Kutner 202 944 5321

www.air.org

Association of American Universities

Washington, DC, \$1,200,000, 3 yrs

To create an Association of American Universities Clearinghouse to translate state standards and performance assessments for high school graduation into criteria for university admissions

Contact David T Conley 541 346 5714

www.s4s.org

Brevard College Corporation

Brevard, NC, \$1,000,000, 2 yrs

For the Policy Center on the First Year of College To complete the development of assessment tools and to assist campuses in using the tools to improve student success and retention in the first year of college

Contact John N Gardner 828 966 5309

www.brevard.edu

Council for Higher Education Accreditation

Washington, DC \$500,000, 2 yrs

For the Accreditation and Education Effectiveness Project To support the efforts of accreditors and institutions of higher education to focus on student learning as a major factor in accreditation

Contact Judith S Eaton 202 955 6126

www.chea.org

Education Commission of the States

Denver, CO, \$326,000, 1 yr

To conduct a feasibility study of statewide actions to provide universal preschool education and restructure education options for grades 11 to 13

Contact Gordon Van De Water 303 299 3647

www.ecs.org

The Education Trust, Inc

Washington, DC, \$1,730,000, 2 yrs

To support public education campaigns to improve student achievement, kindergarten through college

Contact Kati Haycock 202 293 1217 x311

www.edtrust.org

Higher Education Policy Institute

San Jose, CA, \$3,300,000, 3 yrs

To produce and disseminate national state-by-state report cards on higher education's performance

Contact Patrick M Callan 408 792 3140

www.highereducation.org

League for Innovation in the Community College

Mission Viejo, CA

For the 21st Century Skills Project

I To promote the adoption of new ways of certifying community college students' performance-based achievement, \$1,431,000, 2 yrs

II To develop and publicize policies to improve remediation programs to increase student success in community colleges, \$251,000, 2 yrs

Contact Terry O'Banion 949 367 2884

www.league.org

The University of Maryland Foundation, Inc

Adelphi, MD, \$550,000, 3 yrs

For the National Association of System Heads To engage higher education and K-12 state systems in furthering standards-based reform

Contact Janis I Somerville 301 445 1902

New England Association of Schools & Colleges, Inc

Bedford, MA, \$348,000, 30 mos

For an Academic Assessment Audit To design and pilot a new accreditation tool

Contact Peggy L Maki 781 271 0022 x311

www.neasc.org

Southern Association of Colleges and Schools, Inc

Decatur, GA, \$445,000, 3 yrs

In support of a project to design and pilot a revised accreditation process in the Southern region

Contact David A Carter 404 679 4501 x 519

www.sacscoc.org

The University of Texas Foundation Inc

Austin, TX, \$1,500,000, 3 yrs

For the Community College National Survey of Student Engagement To design, pilot and administer a version of the national survey

Contact John Roueche 512 471 7545

Virginia Foundation for Independent Colleges
Richmond, VA, \$500,000, 1 yr
For Tek Xam To develop a national online examination to certify the technical, critical thinking and problem-solving skills of liberal arts college graduates
Contact Paul Sankovich 804 288 0903
www.viriniacolleges.org

Woodrow Wilson National Fellowship Foundation
Princeton, NJ, \$1,741,000, 2 yrs
For Discipline and K-16 Education in the 21st Century To support a national initiative to develop standards, assessments and model course sequences in core disciplines for grades 11 to 14
Contact Robert Orrill 609 452 7007
www.woodrow.org

Woodrow Wilson National Fellowship Foundation
Princeton, NJ, \$250,000, 18 mos
For Preparing New Faculty To develop and publish a report on improving the way future faculty are prepared to teach
Contact Robert Weisbuch 609 452 7007 x128
www.woodrow.org

K-12 Reform

Brown University
Providence, RI, \$400,000, 2 yrs
For the Task Force on Creating Successful School Systems To investigate the role that school districts can play in strengthening the professional development of teachers
Contact Marla Ucelli 212 213 3709

Kentucky School Reform Corporation
Lexington, KY, \$365,000, 2 yrs
In support of a program to assess the quality and impact of new initiatives on Kentucky's statewide teacher professional development system
Contact Carolyn Witt Jones 606 455 9595
www.pfks.org

The Philadelphia Education Fund
Philadelphia, PA, \$1,300,000, 1 yr
For Advancing Quality Instruction To improve instruction through the Talent Development Program in seven middle schools and six high schools, coordinate teacher peer networks and undertake research and evaluation activities
Contact Nancy J McGinley
215 665 1400 x3313
www.philaedfund.org

The Philadelphia Foundation*
Philadelphia, PA, \$200,000, 2 yrs
For Public Education-A Fair Opportunity for All to Learn To reflect on the implementation of the Children Achieving reform agenda
Contact R Andrew Swinney 215 563 6417
www.philafound.org

Prichard Committee for Academic Excellence
Lexington, KY, \$600,000, 2 yrs
For the Commonwealth Institute for Parent Leadership To increase parent involvement and improve student achievement through a leadership training program for parents
Contact Robert F Sexton 606 233 9849
www.prichardcommittee.org

Historical Interests

Bryn Mawr College
Bryn Mawr, PA, \$1,300,000, 4 yrs
To support the college in making enhancements that will enable it to recruit and retain faculty members
Contact Robert J Dostal 215 526 5167
www.brynmawr.edu

The Philadelphia Education Fund
Philadelphia, PA, \$1,200,000, 3 yrs
For the College Access Program, a college preparatory service for Philadelphia public school students and the broader community
Contact Dan Wofford 215 665 1400 x3341
www.philaedfund.org

Philadelphia High School Academies, Inc
Philadelphia, PA, \$900,000, 3 yrs
To support programs and services for Philadelphia high school students to develop skills needed for employment after graduation
Contact Natalie S Allen 215 546 6300
www.phsainc.org

The Shipley School
Bryn Mawr, PA, \$250,000, 1 yr
For construction of a new academic building and gymnasium and renovation of existing facilities on the Lower School campus
Contact Steven S Piltch 610 525 4300
www.libertynet.org/shipley

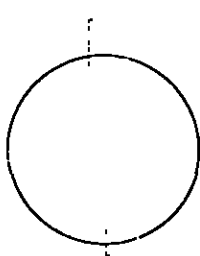
Ursinus College
Collegeville, PA, \$125,000, 1 yr
In support of site planning and design for an arts facility
Contact Hudson B Scattergood
610 409 3592
www.ursinus.edu

White-Williams Foundation
Philadelphia, PA, \$270,000, 3 yrs
To support programs and services for low-income, high-achieving students attending Philadelphia public high schools
Contact Amy T Holdsman 215 563 0780

* This grant is not included in the K 12 total in the graph because it was awarded through a separate subarea

ENVIRONMENT

ENVIRONMENT GRANTS BY SUBPROGRAM AREA 2000



Old Growth Forests and Wilderness Protection
\$15,850,000 (31%)
17 grants

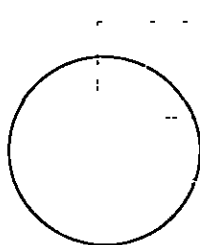
Global Warming and Climate Change
\$21,066,000 (40%)
8 grants

Conservation of Living Marine Resources
\$15,264,000 (29%)
19 grants

Total \$52,180,000
44 grants

The Global Warming and Climate Change subprogram includes \$200,000 of Environment's contribution to Venture Fund grants

ENVIRONMENT GRANTS BY GEOGRAPHIC AREA 2000



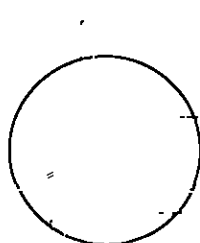
National
\$40,268,000 (77%)
37 grants

International
\$11,912,000 (23%)
7 grants

Total \$52,180,000
44 grants

The National Region total includes \$200,000 of Environment's contribution to Venture Fund grants

ENVIRONMENT GRANTS BY TYPE OF ACTIVITY 2000



Public Education
\$15,806,000 (30%)
18 grants

Policy
\$17,921,000 (34%)
13 grants

Applied Research
\$12,783,000 (25%)
8 grants

Demonstration Projects
\$5,670,000 (11%)
5 grants

Total \$52,180,000
44 grants

Demonstration Projects total includes \$200,000 of Environment's contribution to Venture Fund grants

The mission of the Environment program is to promote policies and practices that protect the global atmosphere and preserve old-growth forest, wilderness and marine ecosystems. Our work is highly goal-oriented, and virtually all of the activities we support contain well-defined benchmarks that enable us to measure progress toward meeting explicit targets.

Investing in focused public education initiatives constitutes one of our primary ways to encourage a more inclusive process in environmental decision-making. Accurate scientifically based information about the causes, consequences and potential solutions to environmental problems not only increases public awareness, but also provides citizens with a broader base of knowledge with which to participate in critical environmental policy debates.

The organizations with which we work are widely representative of the American public, encompassing constituencies at the local, state, regional and national levels. In reaching out through our partners to such a broad base of citizens, we strive to bring diverse voices into the environmental debate and to engage a wide range of different talents and skills in efforts to solve environmental problems.

Our work on climate change aims to reduce emissions of carbon dioxide and other greenhouse gases that contribute to global warming. We support projects urging strong action by government and the private sector to take the steps necessary to reduce carbon dioxide emissions in this country and abroad. Through the Pew Center on Global Climate Change, we are investing in nonpartisan research to assess the environmental and economic impacts of global warming, to determine what constitutes a fair burden for developed and developing countries to assume in reducing greenhouse gases, to evaluate models that calculate the economic costs to the nation of mitigating greenhouse gases, and to encourage major corporations to take steps to reduce their emissions. In the last three years, the Center has released more than 25 highly publicized reports on climate-change policy, impacts and solutions. Together with its Business Environmental Leadership Council, a group of 28 companies worldwide that support action on climate change, the Center has been widely credited with changing the position of business on this issue in ways that have made a critical difference to the ongoing debate about global warming.

We have made significant investments toward strengthening the management of electric utilities in ways that increase the use of energy-efficient and renewable technologies. Since 1991, the Trusts and their partners have helped to promote \$15.8 billion in energy-saving programs, which have reduced annual electric sales by about two percent nationwide. Finally, we have been very active in efforts to reduce harmful air emissions from the electricity sector, with particular emphasis on coal-fired power plants. The Clean Air Task Force (created by the Trusts in 1996) and its "Clear the Air" initiative, a coordinated national effort launched in 1999, have significantly contributed to the development of stronger air-emission policies in four states and encouraged decisive action by the Environmental Protection Agency to adopt two rules mandating significant reductions in power-plant emissions in addition to bringing the largest enforcement action in history against aging power plants.

The Environment program aims to promote policies and practices that protect the global atmosphere and preserve healthy forest and marine ecosystems

Conservation of Living Marine Resources

Goal

To protect and restore fisheries and other living marine resources

Objectives

- * To educate policymakers, the media and the public about the need to protect the marine environment
- * To promote public policies that protect the biological integrity of marine ecosystems

Requests will be considered for

- * Educating and mobilizing the general public to support the preservation of marine ecosystems
- * Encouraging the adoption of policies that promote the sustainable management of fisheries and other living marine resources
- * Conducting applied research aimed at better informing policymakers and the general public about the economic biological and ecological values of marine ecosystems and the extent to which they are being degraded by human activities

Global Warming and Climate Change

Goal

To reduce emissions of carbon dioxide and other greenhouse gases that contribute to global warming

Objectives

- * To reduce projected CO₂ emissions from the nation's electric-power sector
- * To encourage the design and implementation of government policies and business practices that will significantly reduce the emission of greenhouse gases that contribute to global warming

Work is undertaken in the following areas

- * Educating the general public about the causes and consequences of, and solutions to, global warming
- * Encouraging the adoption of regulations and policies that (1) support the development of clean energy resources and technologies, (2) reduce power plant emissions, with a particular emphasis on coal-fired power plants, and (3) reduce projected carbon emissions in the United States
- * Conducting applied research and analysis aimed at (1) better informing policymakers and the general public about the health and pollution effects of power plants, and (2) developing energy efficiency and renewable energy programs and regulatory structures suitable for a restructured electric power industry
- * Building demand for electricity supply and service offerings that reduce the risk to public health and lessen the environmental impact of electric-power generation

Proposals in this category are accepted only at the specific invitation of the Trusts

Old-Growth Forest and Wilderness Protection

Goal

To protect old-growth forest and wilderness areas on public lands

Objectives

- * To encourage permanent or interim protection for old-growth forest and wilderness areas in the United States and Canada
- * To encourage the adoption of forest management practices that protect the diverse ecological values of forests, particularly those on private lands

Requests will be considered for

- * Educating and mobilizing the general public select constituencies and policymakers to support preservation of old-growth forest and wilderness ecosystems

Ineligible Requests

Requests will not be considered for

- * Endowments
- * Debt reduction
- * Capital projects
- * Equipment purchases
- * Nonapplied research
- * Individuals or government institutions
- * Scholarships or fellowships not part of programs initiated by the Trusts

ENVIRONMENT PROGRAM STAFF

Joshua S Reichert
Director
215 575 4740
jreichert@pewtrusts.com

Steven E Kallick
Assistant Director
215 575 4747
skallick@pewtrusts.com

Jay W Nelson
Program Officer
215 575 4745
jnelson@pewtrusts.com

Kathleen A Welch
Program Officer
215 575 4757
kwelch@pewtrusts.com

June Ertl
Assistant to the Director
215 575 4741
jertl@pewtrusts.com

Dianna L Furey
Administrative Assistant
215 575 4744
dfurey@pewtrusts.com

Andrea R Powers
Administrative Assistant
215 575 4742
apowers@pewtrusts.com

Conservation of Living Marine Resources
Jay Nelson

Global Warming and Climate Change
Kathleen Welch

Old Growth Forest and Wilderness
Protection
Steven Kallick

General Questions
June Ertl, Dianna Furey, Andrea Powers

For much of the past decade, the Trusts have focused a great deal of attention on investments to protect old growth forests and wilderness areas on public lands in the United States and Canada. As part of this effort, we have initiated and supported a series of regional and national public education campaigns focused on land-management planning issues. To date, these projects have contributed significantly to achieving permanent protection for more than 100 million acres of critical forest and wilderness habitat in North America. The most recent of these efforts, the Heritage Forest Campaign, has united more than 500 conservation groups nationwide in the effort to achieve permanent protection of up to 60 million acres of wilderness areas within America's national forests—almost double the amount of wilderness protected on national forest land since the establishment of the National Forest Service roughly 100 years ago.

Finally, we have been working to build a broader base for conservation advocacy on public-land issues. To that end, in 2000, we initiated the Pew Wilderness Center and the Canadian Boreal Trust, which will coordinate, expand and enhance our forest and wilderness protection efforts in North America in the years ahead.

Our marine work is predominantly focused on halting the decline of fisheries in U.S. waters along with protecting a variety of other marine species, including seabirds, marine mammals and invertebrates, together with the habitat on which they depend. This work is undertaken through a series of major initiatives launched by the Trusts over the past several years such as SeaWeb, the Ocean Law Project, the Regional Fisheries Initiative and Restore America's Estuaries. These efforts utilize communications, public education, law and science to increase public awareness about the crisis affecting the oceans, develop a broader understanding of the ecological and socioeconomic impact of human activities on the sea, ensure that current laws aimed at protecting the marine environment are respected by those government agencies charged with managing marine resources and promote stronger public policies designed to safeguard the biological integrity of marine ecosystems and the life they harbor.

This past year, such initiatives and others played a significant role in securing the approval of an international plan to restore the population of North Atlantic swordfish to healthy levels in 10 years, the adoption of 20 important measures to help conserve specific fish stocks in virtually every region of the country, a series of landmark court decisions that have closed over 7.5 million square miles of U.S. territorial water to destructive fishing practices, the adoption of measures by the state of Hawaii that will dramatically reduce the practice of shark finning in Hawaiian waters, and approximately \$275 million in federal funding over five years for estuarine restoration projects in the United States. The Pew Oceans Commission, a group of distinguished Americans led by former White House Chief of Staff Leon Panetta, began its work in 2000 to make recommendations to the nation regarding ways in which to protect and sustainably manage America's living marine resources in the 21st century.

Conservation of Living Marine Resources

American Oceans Campaign

Washington, DC, \$150,000 2 yrs

For the Marine Fish Conservation Network For support of a public education effort to reform the nation's fishery management system

Contact Lee R Crockett 202 543 5509

www.americanoceans.org

American Rivers, Inc

Washington, DC, \$250,000 1 yr

For the Hydropower Reform Coalition To support the Running Rivers Campaign's work to restore river habitat critical to the health of anadromous and fresh-water fish populations through reform of hydropower dam operations and management

Contact Andrew Fahlund 202 347 7550

www.americanrivers.org

American Rivers, Inc

Washington, DC, \$995,000, 9 mos

For the Columbia and Snake Rivers Campaign To help restore key Pacific salmon populations by supporting efforts to strengthen significantly the public constituency needed to breach the four dams of the lower Snake River in Washington state

Contact James P Ford 208 345 9067

www.americanrivers.org

Bermuda Biological Station for Research, Inc

White Plains, NY, \$150,000 2 yrs

For the Effectiveness of Bermuda No-Take Zones To conduct a study to determine the effectiveness of marine-protected areas and no-take zones in Bermuda as a model for other coral reef systems

Contact Anthony H Knap 441 297 1880

www.bbsr.edu

Center for Marine Conservation

Washington, DC

To reverse the decline of fish populations by reducing overfishing and bycatch, and the destruction of essential marine habitat

I For U S Pacific fish populations, \$80,000, 1 yr Contact Mark Powell 415 391 6204

II For U S mid-Atlantic fish, \$60,000, 1 yr Contact Sonja Fordham 202 429 5609

III For U S Gulf of Mexico fish populations, \$80,000, 1 yr Contact Marianne Cufone 727 895 2188

IV For U S Southeast Atlantic fish populations, \$70,000, 1 yr Contact Marianne Cufone 727 895 2188

www.cmc-ocean.org

Conservation Law Foundation, Inc

Boston, MA, \$200,000, 2 yrs

For the New England Fishery Council Reform Coalition To promote sustainable management policies for New England marine fisheries

Contact Priscilla Brooks 617 350 0990

www.clf.org

Conservation Law Foundation, Inc

Boston, MA \$206,000, 2 yrs

For the Gulf of Maine Marine Protected Areas Campaign To support the planning and design of a public education campaign to establish marine-protected areas in the Gulf of Maine

Contact Priscilla Brooks 617 350 0990

www.clf.org

Consultative Group on Biological Diversity, Inc

San Francisco, CA, \$60,000 2 yrs

For the Consultative Group on Biological Diversity For continued support to create partnerships among foundations and other nonprofits to strategically address the loss of biodiversity

Contact Lynn Lohr 415 561 6576

Duke University

Durham, NC, \$1,215,000, 30 mos

For the Pelagic Longline Study To conduct a comprehensive study of the ecological impacts of the worldwide pelagic longline industry

Contact Larry Crowder 252 504 7637

www.duke.edu

Earthjustice Legal Defense Fund

Washington, DC, \$1,233,000, 15 mos

For continued support of the Ocean Law Project, a coordinated effort to restore marine ecosystems and fisheries

Contact Stephen E Roady 202 667 4500

www.earthjustice.org

Marine Conservation Biology Institute

Redmond, WA, \$110,000, 2 yrs

For support of the Second Symposium on Marine Conservation Biology

Contact Elliott A Norse 425 883 8914

www.mcbi.org

New England Aquarium Corporation

Boston, MA, \$1,568,000, 3 yrs

For the Pew Fellows Program in Marine Conservation

I For administrative expenses to operate the Pew Fellows Program for fiscal years 2000 through 2003, \$1,568,000, 3 yrs

II For the 2001 Pew Fellows class, \$1,500,000, 3 yrs

Contact Cynthia R Robinson 617 720 5101

www.neaq.org

Poseidon, Inc

New York, NY, \$4,032,000, 1 yr

To establish a new global marine organization

SeaWeb

Washington, DC, \$1,200,000, 2 yrs

For SeaWeb core programs

Contact Vikki Spruill 202 483 9570

www.seaweb.org

University of British Columbia

Vancouver, BC, \$2,105,000 1 yr

For the Sea Around Us Project To apply a newly developed ecological model to assess the overall health of two major global marine regions, with a particular emphasis on the ecosystem impacts of commercial fishing

Contact Daniel Pauly 604 822 1202

www.ubc.ca

Global Warming and Climate Change

Center for Energy Efficiency and Renewable Technologies

Sacramento, CA, \$590,000, 2 yrs

For the Texas and Western States Clean Energy Project To support the implementation of renewables policy in Texas and the western states

Contact V John White 916 442 7785

www.cleanpower.org

The Energy Foundation

San Francisco, CA, \$5,149,000 2 yrs

For the Electric-Sector Reform Initiative To support state and regional efforts to secure regulations and funding commitments that will increase the development of energy efficiency and clean generation technologies in the electric sector

Contact Eric Heitz 415 546 7400

www.ef.org

National Environmental Trust

Washington, DC, \$3,000,000 1 yr

Contact Thomas Wathen 202 887 8812

www.environment.com

National Environmental Trust

Washington, DC, \$3,000,000, 15 mos

Contact Philip E Clapp 202 887 8810

www.environment.com

Pace University

New York, NY, \$4,377,000, 1 yr

For the Clear the Air Campaign To support efforts to reduce harmful air emissions from the nation's power plants

Contact Angela Ledford 202 887 1715

www.pace.edu

Rockefeller Family Fund Inc

New York, NY, \$280,000, 1 yr

For the Environmental Enforcement Project To support efforts to improve enforcement of the Clean Air Act and to reduce harmful air emissions from electric power plants in Georgia, Ohio and Texas

Contact Larry Shapiro 212 812 4252

www.rffund.org

Strategies for the Global Environment, Inc

Arlington, VA, \$4,250,000 1 yr

In support of the Pew Center on Global Climate Change

Contact Eileen Claussen 703 516 4146

www.pewclimate.org

Tides Center

San Francisco CA, \$220,000, 9 mos

For Environmental Media Services For a strategic media tour at the national level and in key states to promote energy efficiency and clean-power technologies as an important part of the solution to the electric system reliability problem

Contact Jon Coifman 202 463 6670

www.tides.org

Old-Growth Forests and Wilderness Protection

Alaskan Conservation Foundation

Anchorage, AK, \$500,000 1 yr

For the Alaskan Rainforest Campaign To support a campaign to seek permanent administrative protection of 14 million acres of roadless land in the Alaska Rainforest

Contact Matt Zencey 907 222 2552

www.akrain.org

Colorado Environmental Coalition Inc

Denver, CO, \$200,000, 1 yr

For the Colorado Wilderness Network To support a public education campaign to protect wilderness in Colorado

Contact Jeff Widen 303 534 7066

www.ourcolorado.org

Ducks Unlimited, Inc

Memphis, TN, \$2,100,000 1 yr

To establish a nongovernmental organization to lead conservation efforts to protect the Canadian boreal forest

Contact Fritz Reid 916 852 2000

www.ducks.org

Earthjustice Legal Defense Fund

Washington, DC \$300,000, 1 yr

To support the Forest Service Timber Budget Reform Campaign

Contact John Bowman 202 546 8500

www.earthjustice.org

Earthjustice Legal Defense Fund

Washington, DC \$5,520,000, 1 yr

To establish a center that will coordinate and support a public education initiative to enhance wilderness protection efforts by the U.S. conservation community

Contact Michael Matz 202 544 3691

www.earthjustice.org

Friends of the River Foundation
Sacramento, CA, \$400,000, 1 yr
For the California Wild Heritage Campaign
For continued support of a public education campaign to protect wilderness in California
Contact Robert Schnieder 916 442 3155
[www friendsoftheriver.org](http://www.friendsoftheriver.org)

Oregon Natural Resources Council Fund
Portland, OR, \$200,000, 1 yr
For the Oregon Wild Campaign To support a public education campaign to protect forested wilderness in Oregon
Contact Regna Merritt 503 223 9001
[www onrc.org](http://www.onrc.org)

Outdoor Recreation Foundation
Boulder, CO, \$1,000,000, 2 yrs
To support a new initiative to engage wilderness-dependent businesses in national conservation policy debates related to protecting public lands for wildlife habitat and nonmotorized recreation
Contact Myrna Johnson 303 444 3353
[www orca.org](http://www.orca.org)

The Sierra Club Foundation
San Francisco CA, \$280,000, 1 yr
For the High Plains Initiative To support a public education campaign to protect grasslands wilderness in North Dakota and South Dakota
Contact Kirk Koepsel 307 672 0425
[www tscf.org](http://www.tscf.org) and [www sierraclub.org](http://www.sierraclub.org)

Southern Environmental Law Center, Inc
Charlottesville, VA, \$800,000, 2 yrs
For the Southern Appalachian Forest Coalition For support of a campaign to protect old-growth forests and wilderness in the Southern Appalachians
Contact Tom Hatley 828 252 9223
[www safc.org](http://www.safc.org)

Trout Unlimited National Office
Arlington, VA, \$1,000,000, 2 yrs
For the Trout Watershed Campaign For support of a campaign to gain protection for native trout and trout habitat across the western United States
Contact Steven N Moyer 703 522 0200
[www tu.org](http://www.tu.org)

Trust for Public Land
San Francisco, CA, \$200,000, 1 yr
For the Acquisition for Grazing Rights for Conservation To demonstrate the viability of a voluntary grazing permit purchase/retirement program as a way to protect threatened public grasslands in the western United States
Contact Geoff Roach 503 228 6620
[www tpl.org](http://www.tpl.org)


U S Working Group, Inc
Washington, DC, \$2,200,000, 3 yrs
For certification of at least 15 million acres in Canada
Contact Henry A Cauley 202 342 0413
[www fscus.org](http://www.fscus.org)

The Wilderness Society
Washington, DC, \$100,000, 6 mos
For Americans for Our Heritage and Recreation To support increased media coverage of Land and Water Conservation Fund issues
Contact Jane Danowitz 202 833 2300
[www wilderness.org](http://www.wilderness.org)

The Wilderness Society
Washington, DC
I For the Nevada Wilderness Campaign, a public education campaign to protect wilderness in Nevada, \$350,000, 1 yr
II For the Arizona Wilderness Campaign, a public education campaign to protect wilderness in Arizona, \$350,000, 1 yr
III For the New Mexico Wilderness Campaign a public education campaign to protect wilderness in New Mexico, \$350,000, 1 yr
Contact John Wallin 202 833 2300
[www wilderness.org](http://www.wilderness.org)


HEALTH AND HUMAN SERVICES

HHS GRANTS BY SUBPROGRAM AREA 2000




National Program includes \$7,900,000 of HHS contribution to Venture Fund grants

HHS GRANTS BY RANGE 2000



HHS GRANTS BY GEOGRAPHIC AREA 2000



National Program includes \$7,900,000 of HHS contribution to Venture Fund grants

The Health and Human Services (HHS) program is designed to promote the health and well-being of the American people and to strengthen disadvantaged communities. Health and human services providers have been challenged over the past few years by both market forces and changes in public policy. The consequence is that many programs have had to change to fit new realities and societal needs at both the national and local levels. Our staff has developed new and innovative strategies to address these issues.

Our national program identifies and focuses on specific social and health policy issues that compel discussion and resolution. It is designed to be timely, adaptable and, perhaps most important, responsive to the changing needs of the American public. The program is described in the white paper "Public Voices, Public Choices," which is available in full at www.pewtrusts.com. (If you do not have access to the Internet, you may obtain the paper by contacting the HHS program.)

"Public Voices, Public Choices" identifies four issues of critical importance as examples of policy issues to which the Trusts could make a unique contribution by supporting efforts to help Americans understand and participate effectively in complicated social and health policy debates and discussions. These issues include public health, bioethics, the health care delivery system and welfare reform.

Our initial effort responds to a failing public health system. The compelling need is clear. Outbreaks of bacteria in our water and food are on the rise. The prevalence of asthma is apparently increasing, and no one knows why. State and local public health offices often lack the training and technology needed to identify problems early and respond quickly. The HHS initiative addresses problems underlying the public health infrastructure and the need to measure the impact of environmental factors on human health.

The first step is the implementation of a coordinated national approach to health tracking and monitoring that can begin to track and explain the apparent increase in the prevalence of such chronic diseases as birth defects, childhood cancers and asthma. To meet this objective, staff designed a strategy that includes support for the Pew Environmental Health Commission at the Johns Hopkins University School of Public Health and a public education campaign based at Georgetown University, called Health Track, which is designed to educate the public and policymakers about the need for a well-coordinated, national approach to environmental health tracking and monitoring. Finally, to help organize a constituency for nationwide health tracking and monitoring, the Trusts' strategy includes support for a new nonprofit organization called the Trust for America's Health, as well as grants to the U.S. Public Interest Research Group Education Fund and Physicians for Social Responsibility.

The design of the HHS national program focuses sequentially on major issues, calling for staff to anticipate the next issue for the Trusts to tackle. Currently we are considering an initiative in bioethics. Advances in biotechnology continue to emerge at a rapid pace, yet there are very few efforts under way to assist the public and policymakers in understanding (and weighing) the risks and benefits associated with the scientific breakthroughs. Given the history of the Trusts' strong support for biomedical research, our

commitment to engaging the American people in public policy issues, and our Religion program's emphasis on religion and public life the Trusts are in a unique position to focus on the ethical, legal, religious and social implications shaping the field of bioethics, which, at least in the public policy arena, is in its infancy

In biomedical research, the Pew Scholars Program in the Biomedical Sciences continues to support investigators in the early stages of their independent careers, encouraging them to undertake innovative projects that have the potential to significantly advance their field of study More than 300 investigators have participated in the program, now in its 16th year Significant numbers of alumni have gone on to win tenure at research institutions, receive nationally competitive honors and awards, and attract public attention to significant achievements—suggesting that this program has provided the opportunities the Trusts envisioned from the start

Locally the HHS program has had a longstanding commitment to improving the quality of life for certain groups of people—the elderly children, youth and their families, and vulnerable adults—through the Pew Fund for Health and Human Services The agencies that serve these individuals face considerable challenges in the wake of welfare reform and managed care To succeed in an increasingly competitive and performance-driven funding environment, they must strengthen their overall organizational and management capacities Accordingly the Trusts have implemented a program that, through nonprofit intermediaries, provides technical assistance and capacity-building skills to our grantees in addition to the support that helps them provide crucial services to needy populations

The Trusts' community development program focuses support on a core group of the strongest and most effective community development corporations (CDCs) in Philadelphia, and the intermediaries that provide CDCs with needed technical and financial assistance, while remaining alert to opportunities to inform the local policy environment in which they operate

HEALTH AND HUMAN SERVICES STAFF

Maureen K Byrnes
Director
215 575 4860
mbyrnes@pewtrusts.com

Frazierita D Klasen
Assistant Director for Local Programs
215 575 4865
fklasens@pewtrusts.com

Pauline M Abernathy
Program Officer
215 575 4711
pabernathy@pewtrusts.com

Beverly Coleman
Program Officer
215 575 4864
bcoleman@pewtrusts.com

Sherrie L Hans
Program Officer
215 575 4850
shans@pewtrusts.com

Mary L Pritchard
Program Officer
215 575 4856
mpritchard@pewtrusts.com

Emily F Davis
Program Associate
215 575 4858
edavis@pewtrusts.com

Carole McGeehan Johnson
Program Associate
215 575 4854
cjohnson@pewtrusts.com

Marilyn G Rittenhouse
Program Associate
215 575 4843
mrittenhouse@pewtrusts.com

H Cheryl Rusten
Program Associate
215 575 4853
crusten@pewtrusts.com

Karen M Swartz
Assistant to the Director
215 575 4861
kswartz@pewtrusts.com

Geraldine D Allen
Administrative Assistant
215 575 4869
gallen@pewtrusts.com

Carolyn A Boston
Administrative Assistant
215 575 4852
cboston@pewtrusts.com

Glory D Donovan
Administrative Assistant
215 575 4866
gdonovan@pewtrusts.com

Cassandra L Soto
Administrative Assistant
215 575 4851
csoto@pewtrusts.com

Monique West
Administrative Assistant
215 575 4857
mwest@pewtrusts.com

National Program
Maureen Byrnes Pauline Abernathy,
Sherrie Hans, Carole McGeehan Johnson,
Cheryl Rusten, Geraldine Allen, Carolyn
Boston, Monique West

Local Programs
* *Pew Fund for Health and Human Services*
Frazierita Klasen, Mary Pritchard,
Emily Davis, Cassandra Soto
* *Community Development*
Beverly Coleman, Glory Donovan

General Questions
Karen Swartz

The Health and Human Services program is designed to promote the health and well-being of the American people and to strengthen disadvantaged communities

NATIONAL PROGRAM

The national program promotes policies and activities that address health and human services issues of compelling importance in which the Trusts can make a unique contribution and in which the Trusts can help to engage more public voices in the public choices our society needs to make

Public Health

The Trusts are currently supporting a three-year initiative in public health that has the following goal and objective

Goal

To promote the development of a stronger public health system that can protect Americans from existing health threats as well as new and emerging ones

Objective

* To facilitate the implementation of a national approach to disease tracking and monitoring

To meet this objective, the Trusts have designed a strategy that includes support for the Pew Environmental Health Commission at the Johns Hopkins University School of Public Health and a public education campaign based at Georgetown University, called Health-Track, which is designed to educate the public and policymakers about the need for a well-coordinated, national approach to environmental health tracking and monitoring. Over the next year, the Trusts will also invest in developing an organized environmental health constituency

Requests

Progress toward meeting the Trusts' public health objective will be assessed at the end of 2001. Until then, the HHS program is not accepting any further requests in this area.

Bioethics

The HHS national program structure is designed to focus on one compelling social and health policy issue at a time. Support is concentrated in a highly strategic fashion in order to advance a goal in two to three years at which time the HHS program can shift resources to a new opportunity that meets the same criteria, leaving the field prepared for sustained work by government, the philanthropic and/or private sector. As the public health initiative enters its third and final year, the HHS program is in the process of developing a new initiative that will focus on the ethical, legal, religious and social implications of new developments in biomedical research and technology, as well as exploring other issues in which the Trusts can make a unique contribution. Staff plans to submit a proposal for a new initiative to the Trusts' board by September 2001.

Biomedical Research and Training

Goal

To promote continued excellence in biomedical research in the United States and to develop research in Latin America by supporting outstanding, competitively selected biomedical scientists and fostering interdisciplinary biomedical research. This program strives to fill needs in the biomedical research community that are not sufficiently addressed by other funding sources, particularly by the National Institutes of Health.

Objectives

- * To provide flexible support to outstanding beginning faculty helping to establish their research careers and providing them with an opportunity to pursue innovative new lines of work
- * To promote research excellence in Latin American countries by establishing a critical mass of well-trained investigators in those countries

Requests will be considered for

- * Selected biomedical research and training projects to be considered at the invitation of the Trusts

LOCAL PROGRAM

The local program is designed to increase opportunities for disadvantaged individuals and families to achieve improved functioning and self-sufficiency. The Trusts' strategy is to provide support to local nonprofit organizations to deliver needed services and to strengthen their overall capacity.

Community Development

Goal

To support the strongest community development corporations (CDCs)

Objectives

- * To provide operating support to the strongest CDCs through the Philadelphia Neighborhood Development Corporation (PNDC). For more information about PNDC, please call the project director at 215 563 6417.
- * To provide financial and technical assistance through three intermediaries.
- * To take advantage of opportunities to improve the local policy environment in which CDCs operate.

Pew Fund for Health and Human Services in Philadelphia

Goal

To deliver cost-effective services that are responsive to community needs and to strengthen key organizations that provide these services in Philadelphia and Bucks, Chester, Delaware and Montgomery counties.

Objectives

- * To provide operating and project-specific support for crucial programs and services that effectively meet the needs of disadvantaged populations in the Philadelphia region.
- * To enhance the overall organizational and management capacity of local nonprofit health and human service organizations to provide needed services to disadvantaged populations in the Philadelphia region.

Requests will be considered for

- * Projects that fall within the Pew Fund's three program categories: elderly people, children, youth and their families, and vulnerable adults. For each of these categories, a separate Request for Proposals (RFP) is issued. Please note that the RFPs for elderly people and children, youth and families will be available in the spring and summer of 2001, respectively. The RFP for the vulnerable adults grantmaking cycle will be available in 2002. For more information about the structure and application procedures of the Pew Fund, please call Frazierita Klasen, the Assistant Director, Local Programs, at 215 575 4865, or e-mail her at fklasen@pewtrusts.com.
- * Projects from selected local institutions with which the Trusts have a longstanding funding relationship.

Ineligible Requests

Requests will not be considered for

- * General operating support or core programs of organizations outside the Philadelphia-five-county area.
- * Scholarships or internships not part of a Trusts-initiated program.
- * Capital projects, unless invited by the Trusts.
- * Endowments.
- * Debt reduction.
- * Disease-specific projects.
- * Clinical or basic biomedical research not part of a Trusts-initiated program or not conducted by those institutions with which the Trusts have a longstanding relationship.

NATIONAL PROGRAM

Georgetown University
Washington, DC \$4,650,000, 1 yr
 For Health-Track To educate the informed public and key federal policymakers about the need for a well-coordinated national approach to environmental health tracking and monitoring
 Contact James A O'Hara III 202 687 0736
[www health-track.org](http://www.health-track.org)

The National Center on Addiction and Substance Abuse at Columbia University
New York, NY, \$247,000, 9 mos
 To support research on issues related to underage drinking
 Contact Susan E Foster 212 841 5200
[www casacolumbia.org](http://www.casacolumbia.org)

Physicians for Social Responsibility, Inc
Washington, DC, \$296,000, 1 yr
 To build a network of health care providers interested in environmental health issues
 Contact Susan T West 202 898 0150
[www psr.org](http://www.psr.org)

Public Interest Projects
New York, NY, \$2,500,000, 2 yrs
 To support the establishment of a new non-profit organization, the Trust for America's Health, to champion improvements in the nation's public health infrastructure and ability to prevent chronic diseases
 Contact Shelley A Hearne 410 659 2690

United States Public Interest Research Group Education Fund, Inc
Washington, DC, \$390,000, 1 yr
 For the Disease-Tracking Right-to-Know Project To engage environmental and health organizations at the state level in activities that raise awareness of the need to implement a national disease-tracking network
 Contact Jeremiah Baumann 202 546 9707
[www pirg.org/uspirg](http://www.pirg.org/uspirg)

LOCAL PROGRAM

Community Development
 Delaware Valley Community Reinvestment Fund
Philadelphia, PA, \$350,000, 3 yrs
 In support of the Philadelphia Jobs Initiative, an effort to improve access to jobs for disadvantaged young adults
 Contact Margaret Berger Bradley 215 925 1130 x222
[www trfund.com](http://www.trfund.com)

United Way of Southeastern Pennsylvania
Philadelphia, PA, \$2,000,000, 3 yrs
 In support of the Philadelphia Neighborhood Development Collaborative, an operating-support program for select community-development corporations in Philadelphia
 Contact Mary Strasser 215 665 2500

Pew Fund for Health and Human Services in Philadelphia
The Pew Fund for Health and Human Services in Philadelphia supports organizations that deliver cost-effective services that are responsive to community needs and strengthens key organizations that provide these services in Philadelphia and Bucks Chester, Delaware and Montgomery counties

Accion Comunal Latino American de Montgomery County - ACLAMO
Norristown, PA \$100,000, 2 yrs
 For continued support of the Familias Adelante/Latino Child and Family Project to promote the healthy development of low-income, high-risk Latino children and youth living in Montgomery County
 Contact Adamino Ortiz 610 277 2570

ActionAIDS, Inc
Philadelphia PA, \$160,000, 2 yrs
 To provide mental health services in conjunction with housing counseling and employment services to HIV-positive individuals in Philadelphia
 Contact Joan Curran 215 981 3339
[www actionaids.org](http://www.actionaids.org)

AIDS Law Project of Pennsylvania
Philadelphia, PA \$84,000, 2 yrs
 To help people with AIDS to enter the workforce without losing critical health care and related benefits
 Contact Ronda Goldfein 215 587 9377

Albert Einstein Healthcare Network
Philadelphia, PA, \$82,000 2 yrs
 To provide start-up support for a substance-abuse consultation service for medical and rehabilitation patients
 Contact Gregory R Rosas 215 877 2000
[www einstein.edu](http://www.einstein.edu)

The Allegheny West Foundation
Philadelphia PA, \$145,000, 2 yrs
 In support of the Career Achievement Program designed to teach basic life skills and provide employment opportunities to low-income youth in the Allegheny West neighborhood
 Contact Ronald Hinton Jr 215 225 1019

American National Red Cross - Lower Bucks County Chapter
Levittown PA
 I For continued support to provide case management and supplemental services to shelter residents, \$94,000, 2 yrs
 II For technology and staff training to improve data management, \$11,000 2 yrs
 Contact Ruth Cila 215 946 4870
[www redcrosslbcc.org](http://www.redcrosslbcc.org)

American National Red Cross -
Southeastern Pennsylvania Chapter
Philadelphia, PA, \$84,000, 2 yrs
In support of Partners for Youth, a program
to foster positive development of at-risk
youth through their participation in com-
munity service projects
Contact Edmond H Clarke 215 299 4206
www.redcross-philly.org

Anti-Violence Partnership of Philadelphia
Philadelphia, PA, \$74,000, 2 yrs
For support of a violence reduction project
in five schools within the Bartram School
Cluster in Southwest Philadelphia
Contact Julie Good 215 438 9070
www.netreach.net/~avp

The ARC of Montgomery County
King of Prussia, PA, \$100,000, 2 yrs
To establish The Family Trust to assist dis-
abled individuals and their families to plan
for future financial needs
Contact Paul Stengle 610 265 4700

Asian Americans United
Philadelphia, PA, \$73,000, 2 yrs
In support of social services to promote
the healthy development of low-income
children in Chinatown
Contact Ellen Somekawa 215 925 1538
www.aaunited.org

Bethesda Project
Philadelphia, PA
I For continued operating support to pro-
vide services to individuals who are chron-
ically homeless \$125,000, 2 yrs
II To provide clinical training for staff,
\$15 000, 2 yrs
Contact Angelo Sgro 215 985 1600
www.netaxs.com/people/bethesda

Big Brother and Big Sister Association of
Philadelphia
Philadelphia, PA, \$100 000, 2 yrs
For continued operating support to provide
adult mentors for at-risk youth
Contact Thomas E Weber 215 557 8600
www.bbbsphiladelphia.org

Big Sisters of Philadelphia, Inc
Philadelphia, PA
I For continued support of mentoring and
school-based programs for at-risk girls,
\$100 000, 2 yrs
II To develop a strategic plan and improve
volunteer recruitment, \$23,000, 2 yrs
Contact Nancy McCullar 215 735 7775
bigsisphil.org

Boys and Girls Clubs of Metropolitan
Philadelphia, Inc
Philadelphia, PA
I In support of Project Learn designed
to improve the academic performance
of children and youth living in West
Kensington and Frankford, \$170 000, 2 yrs
II To enhance the capacity of staff to
deliver and monitor programs and assess the
outcomes of their work, \$53,000, 2 yrs
Contact Diane Datcher 215 735 8818
www.libertynet.org/~bgcmp

Bucks County Council on Alcoholism and
Drug Dependence, Inc
Doylestown, PA, \$35,000, 2 yrs
To evaluate the Mothers Overcoming Mood-
Altering Substances program which provides
intervention and education to pregnant
women at risk of substance abuse as a basis
for future program expansion
Contact Beverly J Haberle 215 345 6644
www.BCCADD.org

Bucks County Housing Group, Inc
Langhorne, PA
I For support of case management services
to clients leaving its shelters and transi-
tional housing programs to ensure their
success in achieving and maintaining
stability and independence, \$133,000 2 yrs
II To establish a comprehensive organiza-
tional database to enhance its ability to
monitor and assess its programs \$88,000,
2 yrs
Contact Santo Gairo 215 598 3566
www.buckscountyhousinggroup.org

Calcutta House
Philadelphia, PA, \$149 000, 2 yrs
I For continued operating support of a
personal-care home for individuals with
AIDS, \$115,000 2 yrs
II To develop a database to track resident
outcomes and assess program results,
\$34 000 2 yrs
Contact Steve M Peura 215 684 0483
www.calcuttthouse.org

Center for Literacy, Inc
Philadelphia, PA, \$140,000, 2 yrs
To identify assess and better serve indi-
viduals with learning disabilities who are
currently students in its programs
Contact JoAnn Weinberger
215 474 1235 x227
www.centerforliteracy.org

Central Montgomery Mental Health/Mental
Retardation Center
Norristown PA \$80,000, 2 yrs
In support of prevention and intervention
services for Norristown kindergartners and
their families
Contact Clark E Bromberg 610 277 4600
www.centralmhmr.org

Chester Education Foundation
Chester, PA, \$86,000, 2 yrs
For continued support to improve the academic performance, social development and life skills of students in the Chester-Upland School District
Contact Cheryl F Burns 610 364 1212
www.chestereducation.org

Chester Education Foundation
Chester, PA, \$100,000, 2 yrs
For support of the Social Work Consultation Services project to enhance the capacity of social service agencies in the city of Chester to serve adults with multiple and chronic problems
Contact Cheryl F Burns 610 364 1212
www.chestereducation.org

Children, Youth and Family Council
Education Consortium Inc
Philadelphia, PA, \$200,000, 2 yrs
To improve the knowledge and skills of child welfare agency staff and foster parents
Contact Letty D Thall 215 748 4688
www.libertynet.org/~cyfc

Children's Aid Society
Norristown, PA, \$96,000, 2 yrs
For a collaborative venture with the Carson Valley School to recruit, train and retain family-support staff
Contact Thomas J Armstrong
610 279 2755 x347
www.libertynet.org/cas

Children's Aid Society of Pennsylvania
Philadelphia, PA, \$120,000, 2 yrs
In support of the Time Out for Teens and Tots program to help teen mothers develop effective parenting skills
Contact Gail Ober 215 546 2990
www.caspa.org

Children's Crisis Treatment Center, Inc
Philadelphia, PA, \$137,000, 2 yrs
In support of education and support services for parents of children who have experienced severe trauma
Contact Andrea Ettinghoff
215 496 0707 x1431
www.cctckids.org

The Children's Hospital Foundation
Philadelphia, PA, \$131,000, 2 yrs
In support of the Reading Accelerated Through Community Empowerment program to provide academic and supportive services to at-risk children in West Philadelphia
Contact Thomas J Power 215 590 7447
www.chop.edu

Children's Literacy Initiative
Philadelphia, PA, \$100,000, 2 yrs
For continued support to provide literacy training, quality children's books and other resources to teachers at the School District of Philadelphia's comprehensive day care centers
Contact Linda Katz 215 561 4676

Children's Village
Philadelphia, PA
I For continued support of the Early Intervention and Parent Support program \$77,000, 2 yrs
II To upgrade computer capacity to enhance both data management and staff communication, \$26,000, 2 yrs
Contact Mary E Graham 215 931 0190

Childspace Cooperative Development, Inc
Philadelphia, PA
I To improve the quality of care at its three day-care centers by providing training for parents and staff, \$40,000, 2 yrs
II To improve the financial management of its operations, \$30,000, 2 yrs
Contact Susan Kavchok 215 248 3080

Committee for Dignity and Fairness for the Homeless Housing Development, Inc
Philadelphia, PA, \$100,000, 2 yrs
For operating support to provide services to promote the self-sufficiency of homeless or formerly homeless women
Contact Alicia Christian 215 242 3140
www.dignityhousing.com

Community Integrated Services
Philadelphia, PA, \$37,000, 2 yrs
To achieve accreditation from the Council on Quality and Leadership Supports for People with Disabilities
Contact Susan Schonfeld 215 203 0550

Community Legal Services, Inc
Philadelphia, PA
I For support of legal assistance to both the working poor and individuals transitioning from welfare to work, \$80,000, 2 yrs
II To improve the organization's overall technological capacity \$70,000, 2 yrs
Contact Catherine C Carr 215 981 3766
www.clsphila.org

Community Women's Education Project
Philadelphia, PA, \$100,000, 2 yrs
For continued operating support to provide services to women transitioning from welfare to work
Contact Cynthia L Ferguson 215 426 2200
www.cwep.org

Congreso de Latinos Unidos Inc
Philadelphia, PA, \$110,000, 2 yrs
In support of technology training and organizational restructuring to achieve more cost-effective management
Contact Wanda Mial 215 763 8870
www.libertynet.org/cdlu

Congreso de Latinos Unidos, Inc
Philadelphia, PA, \$105,000, 2 yrs
For support of specialized job training and placement services for Latino women participating in CASAWORKS for Families, an addiction treatment and family support program
Contact Rolando Martinez 215 763 8870
www.libertynet.org/cdlu

Crozer-Keystone Health System
Drexel Hill, PA, \$122,000, 2 yrs
In support of the Cultural Connections program, a collaborative effort to improve the access to health and social services of immigrant families in the Upper Darby School District
Contact William McCune 610 338 8200
www.crozer.org

Day Care Association of Montgomery County, Inc
Narberth, PA, \$147,000, 2 yrs
For continued support of the Southeastern Pennsylvania School Age Child Care Project
Contact Diane P Barber 610 617 4550
www.voicenet.com/~sepasacc

Deaf Hearing Communications Center, Inc
Holmes, PA, \$149,000, 2 yrs
To provide video sign-language interpreting services to aid deaf adults in accessing health and social services
Contact Iris Boshes 610 534 4940
www.dhcc.org

Delaware County Community College Educational Foundation
Media, PA, \$108,000, 2 yrs
For continued support to provide specialized job counseling, training and placement assistance to low-income women living in Chester and Delaware counties
Contact Suzanne Whitaker 610 359 5131
www.dccc.edu

The Delaware County Intermediate Unit Education Foundation
Media, PA, \$30,000, 2 yrs
In support of a management information system for data collection, client tracking and outcomes measurement for the Delaware County Family Centers
Contact Valerie Cook-Henry 610 532 2811

Delaware County Literacy Council
Chester PA, \$65,000, 2 yrs
For continued support of a mobile counseling service and to convene a coalition of service providers to address key community issues in Chester
Contact Patricia R Gaul 610 876 4811

Delaware County Women Against Rape
Media, PA, \$60,000, 2 yrs
For continued operating support to provide comprehensive services to victims of sexual assault
Contact B Joyce Dale 610 566 4342

Delaware Valley Association for the Education of Young Children
Philadelphia, PA, \$120,000, 2 yrs
To improve the quality of child care services provided by center-based and family care providers
Contact Janet Umble 215 963 0094
www.dvaeyc.org

Delaware Valley Child Care Council
Philadelphia, PA, \$115,000, 2 yrs
For continued operating support to enhance the delivery of child care services in the Philadelphia region
Contact Phyllis Belk 215 922 7526
www.dvccc.org

Devereux Foundation
Villanova, PA, \$108,000, 2 yrs
In support of the Parent Investment Program to provide training and support to parents of children at risk of delinquent behavior
Contact Barry McCurdy 610 542 3057
www.devereux.org

Domestic Abuse Project of Delaware County, Inc
Media, PA, \$90,000, 2 yrs
To establish a thrift shop to expand the revenue base for its children's services
Contact Anne M Wagner 610 565 6272
www.libertynet.org/~dapdc/victim.html

Domestic Violence Center of Chester County
West Chester, PA, \$70,000, 2 yrs
To increase the accessibility of services for victims of domestic violence in the city of Coatesville
Contact Dolly Wideman-Scott 610 431 3546
www.dvresources.org

Drueding Center
Philadelphia, PA, \$90,000, 2 yrs
To expand the parenting program and increase services to children and youth
Contact Ellen M Marvel 215 769 1830
www.holyredeemer.com

Easter Seal Society for Handicapped Children and Adults of Philadelphia, Bucks, Chester, Delaware & Montgomery Counties
Philadelphia, PA, \$185,000, 2 yrs
For continued support of early intervention services to children who have, or are at risk of, developmental problems and their families
Contact Janet Rubien 215 879 1000

Education Law Center-PA
Philadelphia, PA, \$100,000, 2 yrs
In support of efforts to improve access to needed services for disadvantaged families, including those with disabilities
Contact Janet F Stotland 215 238 6970
www.elc-pa.org

Elizabeth Blackwell Health Center for Women
Philadelphia PA, \$100,000, 2 yrs
For continued support of the Special Needs Program, which provides care to women with physical, developmental and mental health disabilities
Contact Jennifer M Vriens 215 923 1124
www.blackwell.org

Elwyn, Inc
Elwyn, PA, \$200,000, 2 yrs
In support of the Intensive Home and Community Visitation Program to provide comprehensive services to parents whose children are in out-of-home placement
Contact Janet Merriweather 610 891 2000
www.elwyn.org

Empowerment Group
Philadelphia, PA, \$80,000, 2 yrs
For support of Empowered Painters, which provides job training, social services and financial planning to unemployed residents of Kensington
Contact Peter Murray 215 427 9245

Energy Coordinating Agency of Philadelphia Inc
Philadelphia, PA, \$45,000, 2 yrs
To enhance a new database to integrate information across several programs and train staff in its use
Contact Jerry Bennett 215 988 0929
www.ecasavesenergy.org

Episcopal Community Services of the Diocese of Pennsylvania
Philadelphia, PA, \$180,000, 2 yrs
In support of after-school and summer programs for at-risk children and youth in low-income neighborhoods in North Philadelphia, West Philadelphia and Coatesville
Contact Carol Anthony 215 351 1456
www.ecs-hs.org

Family and Community Service of Delaware County
Media, PA, \$120,000, 2 yrs
For continued support of the Overcoming the Barriers to Opportunity program, which provides support services to children at risk of school failure and their families in the Chester-Upland School District
Contact Alan Edelstein 610 566 7540
www.fcsdc.org

Family Planning Council
Philadelphia, PA, \$105,000, 2 yrs
For continued support of The Circle of Care to provide parenting training and support to families with children and youth affected by HIV/AIDS
Contact Alicia Beatty 215 985 2600
www.familyplanning.org

Family Service Association of Bucks County
Langhorne, PA, \$95,000, 2 yrs
For continued support of the Robert M Kelly Family Center to provide parenting education and case management services to families in Bristol Borough
Contact Audrey J Tucker 215 757 6916
www.familyserviceofbucks.com

Family Service of Montgomery County, PA
Norristown, PA, \$83,000, 2 yrs
For continued support of services to at-risk elementary school children to reduce the likelihood of risk behaviors during adolescence
Contact Kelly Canally Brown 610 272 1520
www.fsmontco.org

Family Support Services
Upper Darby, PA, \$75,000, 2 yrs
To install a computer software system to manage data for early intervention services for developmentally delayed children
Contact Virginia C Peckham 610 352 7610

Focus on Womens Health
Living Beyond Breast Cancer
Ardmore, PA, \$55,000, 2 yrs
For continued support of Project Connect, which provides education and support services to medically underserved African American women and other low-income women affected by breast cancer or at high risk for developing the disease
Contact Jean Sachs 610 668 1320
www.lbbc.org

Frankford Group Ministry, Inc
Philadelphia, PA, \$20,000, 1 yr
For support of a computerized database to better track client outcomes
Contact Robin M Hynicka
215 744 2990 x211

The Free Library of Philadelphia
Philadelphia, PA, \$160,000, 2 yrs
For continued support of the Learning, Enjoyment and Play program providing year-round educational support and enrichment to disadvantaged children and youth
Contact Hedra L P Peterman 215 686 5372
www.library.phila.gov

Fund for Philadelphia, Inc
Philadelphia, PA, \$160,000, 2 yrs
For continued support of adult literacy programs throughout Philadelphia, with a special emphasis on the development of job readiness and workplace education programs
Contact Rose M Brandt 215 686 4400

The Health Federation of Philadelphia
Philadelphia, PA, \$180,000, 2 yrs
In support of a home visitation program to provide services to low-income families in North Philadelphia
Contact Natalie Levkovich
215 567 8001 x16

Homeless Advocacy Project
Philadelphia, PA, \$60,000, 2 yrs
For continued support of the Children's Education and Outreach Project
Contact Marsha I Cohen
215 523 9595
www.libertynet.org/~hap

Homeless Advocacy Project
Philadelphia, PA, \$60,000, 2 yrs
To provide free legal services to homeless individuals
Contact Marsha I Cohen 215 523 9595
[www libertynet org/~hap](http://www.libertynet.org/~hap)

Hospitality House of Philadelphia
Philadelphia, PA, \$100,000, 2 yrs
For support of the Training, Attitude, Skills and Knowledge program, to provide training and employment to ex-offenders
Contact Joseph Dudek 215 427 3099

Impact Service Corporation
Philadelphia, PA, \$150,000, 2 yrs
To provide job-placement assistance, post-employment training and other supports to young fathers who have recently been released from prison
Contact John MacDonald 215 739 1600

Indochinese-American Council
Philadelphia, PA, \$80,000, 2 yrs
For continued support for services to promote self-sufficiency of immigrants and refugees
Contact Vuong G Thuy 215 457 0272

Jewish Family and Children's Service of Philadelphia Inc
Philadelphia, PA, \$103,000, 2 yrs
For support of a program addressing the spiritual, medical and psychosocial needs of residents of 21 personal-care boarding homes in the Philadelphia region
Contact Lenore Wasserman
215 545 3290 x143
[www libertynet org/~jfcphil](http://www.libertynet.org/~jfcphil)

Ken Crest Centers
Plymouth Meeting, PA, \$190,000, 2 yrs
To expand preschool services for children with disabilities through a collaboration with the Head Start and Early Intervention programs
Contact Robin Miller 215 844 4620 x133
[www kencrest org](http://www.kencrest.org)

Kids Smiles
Bryn Mawr, PA, \$60,000, 2 yrs
In support of dental health education and preventive services for low-income families in Philadelphia
Contact Cheryl Janssen 215 492 9291

Korean Community Development Services Center
Philadelphia, PA
I For continued support of comprehensive services to children and youth living in Asian communities \$90,000, 2 yrs
II To develop and implement an outcome measurement system, \$20 000, 2 yrs
Contact Jin H Yu 215 276 8830

La Comunidad Hispana, Inc
Kennett Square, PA, \$70,000, 2 yrs
For continued operating support to provide social, health and employment and other support services to Latino farm workers and their families
Contact Anita M O'Connor 610 444 4545

Liberty Resources, Inc
Philadelphia, PA, \$135,000, 2 yrs
For support of its Workplace Technology Training Academy to provide basic office literacy and computer training to persons with disabilities
Contact Linda C Richman 215 634 2000
[www libertyresources org](http://www.libertyresources.org)

Lutheran Social Mission Society
Philadelphia, PA
I For continued support of counseling and follow-up services to low-income adults in employment and training programs, \$100 000, 2 yrs
II For support of an agency-wide database and improved technology, \$50,000, 2 yrs
Contact Viki Perdios 215 426 8610
[www libertynet org/~luthersh](http://www.libertynet.org/~luthersh)

Maternity Care Coalition
Philadelphia, PA, \$210,000, 2 yrs
For continued support of the Latina MOMobile program, which provides outreach health access and education and family support to low-income pregnant women and their families
Contact JoAnne Fischer 215 972 0700
[www MOMOBILE ORG](http://www.MOMOBILE.ORG)

Maternity Care Coalition
Philadelphia PA, \$125,000, 2 yrs
To expand its efforts in North and West Philadelphia to help low-income women to access public benefits that would help them make the transition from welfare to work
Contact JoAnne Fischer 215 972 0700
[www MOMOBILE ORG](http://www.MOMOBILE.ORG)

Matrix Research Institute
Philadelphia PA, \$185 000, 2 yrs
For support of an Employment Resource Center, targeted to individuals dually diagnosed with mental illness and substance-abuse disorders and the organizations that serve them
Contact Barbara Granger 215 569 2240
[www matrixresearch org](http://www.matrixresearch.org)

The MBF Center
Norristown, PA, \$60,000, 2 yrs
For continued operating support to provide people with serious disabilities specialized assessment training and job-placement services
Contact Norman R Matusak 610 292 0710
[www libertynet org/mbf](http://www.libertynet.org/mbf)

Mental Health Association of Southeastern Pennsylvania
Philadelphia PA \$150,000 2 yrs
For continued support of Project Connect, which provides supportive services to people who are homeless and have severe and persistent mental illness
Contact Joseph Rogers 215 751 1800
www.mhasp.org

Metropolitan AIDS Neighborhood Nutrition Alliance, Inc
Philadelphia, PA, \$135,000, 2 yrs
For continued support and expansion of Table Talk, a program designed to provide nutrition assessment, counseling and education to women and children affected by HIV/AIDS
Contact Greg H Goldman 215 496 2662

Metropolitan AIDS Neighborhood Nutrition Alliance, Inc
Philadelphia, PA \$80,000, 2 yrs
For continued operating support to provide meals and nutrition education programs to people living with HIV/AIDS in the Philadelphia region
Contact Greg H Goldman 215 496 2662

Metropolitan Career Center
Philadelphia, PA
I To provide follow-up case management to graduates of STRIVE, an intensive job preparation program for low-income adults, \$120,000, 2 yrs
II To develop an agency-wide case management system that will enhance program efficiency, evaluation of services and monitoring of individual client progress, \$90,000, 2 yrs
Contact Karen Burgess 215 843 6615 x335

Montgomery County Association for the Blind Inc
North Wales, PA, \$88,000, 2 yrs
To provide vocational assessment, training, placement and follow-up services to Montgomery County residents who are visually impaired
Contact Douglas A Yingling 215 661 9800
www.mcab.org

Montgomery County Big Brothers/Big Sisters Association
Norristown, PA, \$66,000, 2 yrs
To upgrade technology and establish a database to track the delivery and improve the efficiency of its services
Contact Karen A Forbes 610 277 2200

Montgomery County MH MR Emergency Service
Norristown, PA, \$95,000, 2 yrs
For support of a clinical systems database for an emergency behavioral health care facility in Montgomery County
Contact William Leopold 610 279 6100

Nationalities Service Center of Philadelphia
Philadelphia, PA
I For continued operating support to provide a range of services to immigrants and refugees, \$100,000, 2 yrs
II To develop a plan to expand services to immigrants and refugees, \$60,000, 2 yrs
Contact Judith Claude 215 893 8400 x108

Norris Square Neighborhood Project
Philadelphia PA, \$60,000, 2 yrs
For continued operating support to enhance its programs for children and youth in the Norris Square neighborhood and provide parenting skills for their parents
Contact Carol Keck 215 426 4631

North Light Community Center
Philadelphia, PA, \$78,000, 2 yrs
To develop a diverse funding base to respond more effectively to the demand for services
Contact Irene A Madrak 215 483 4800
manayunk.com/northlight

Northeast Treatment Center, Inc
Philadelphia, PA, \$165,000, 2 yrs
In support of family therapy training to increase behavioral health services for poor urban children and families
Contact Connell P O'Brien 215 408 4943

Northwest Interfaith Movement, Inc
Philadelphia, PA, \$235,000, 2 yrs
For continued support of the Philadelphia Early Childhood Collaborative, to improve the quality and accessibility of child care in Philadelphia
Contact Richard R Fernandez 215 843 5600

Northwest Interfaith Movement Inc
Philadelphia PA, \$93,000, 2 yrs
For continued support of the Neighbor to Neighbor Program, which coordinates the work of religious organizations in providing services to vulnerable adults in personal-care homes in Northwest Philadelphia
Contact Donald Carlin 215 843 5600 x202

OMG Center for Collaborative Learning
Philadelphia, PA, \$841,000, 3 yrs
To support the provision of assistance to Pew Fund grantees that serve vulnerable adults
Contact Gerry Spilka 215 732 2200
www.omgcenter.org

Opportunities Industrialization Center, Inc
Philadelphia, PA, \$90,000, 1 yr
To develop technological capacity to improve internal management of administrative data
Contact Aubrey Smith 215 236 7700
www.philaoic.org

Overbrook School for the Blind
Philadelphia, PA, \$80,000, 2 yrs
In support of the Together Exploring All My Senses program, to strengthen and assist families of visually impaired infants and toddlers
Contact Cassandra Giardina
215 877 0313 x272
www.obs.org

Penn Foundation for Mental Health, Inc
Sellersville, PA, \$150,000, 2 yrs
For continued support of the Wellspring Clubhouse, a psychiatric rehabilitation program that seeks to improve the social, educational and vocational functioning of people with severe and persistent mental illness
Contact Lucille Mauro 215 257 4760
www.pennfoundation.org

People's Emergency Center
Philadelphia, PA, \$135,000, 2 yrs
For continued support of the Parent-Child Education Program for homeless mothers and their children
Contact Gloria Guard 215 382 7523
www.pec-cares.org

People's Emergency Center
Philadelphia, PA
I To enhance its Job Opportunities and Business Skills program to more effectively serve homeless families \$100,000, 2 yrs
II To develop a customized database for its job-training program, \$40,000, 1 yr
Contact Gloria Guard 215 382 7523
www.pec-cares.org

Philabundance
Philadelphia, PA \$100,000, 2 yrs
For support of the Delaware Valley Community Kitchen Collaborative to provide training and employment in food services to welfare recipients and young adults who have aged out of the foster care system
Contact Scott Schaffer 215 339 0900 x241
www.philabundance.org

Philadelphia Citizens for Children and Youth
Philadelphia PA, \$235,000, 2 yrs
For support to improve the ability of parents to access health and child care services for their children
Contact Pat Redmond 215 563 5848
www.pccy.org

Philadelphia FIGHT
Philadelphia, PA, \$92,000, 2 yrs
To expand Project TEACH, providing information about treatment options and the need for compliance with their medication regimens to low-income Philadelphians living with HIV/AIDS
Contact Julie Davids 215 985 4448
www.fight.org

The Philadelphia Health Management Corporation
Philadelphia, PA, \$150,000, 2 yrs
For continued support of health services for chronically homeless adults placed in residential sites in the community
Contact Elaine R Fox 215 985 2500
www.libertynet.org/PHMC

The Philadelphia Health Management Corporation
Philadelphia PA, \$150,000, 2 yrs
To provide specialized home health services to hospice patients and physically and behaviorally disabled adults through creation of a professional advancement program for home health aides
Contact Stefanie Fine 215 735 0677
www.libertynet.org/PHMC

Philadelphia Society for Services to Children
Philadelphia, PA, \$116,000, 2 yrs
In support of child abuse prevention services for at-risk parents
Contact Helen B Dennis 215 875 3400
www.libertynet.org/pscc

Philadelphians Concerned About Housing
Philadelphia, PA, \$80 000, 2 yrs
For continued support of the Family Self-Sufficiency Program to reduce the likelihood of child abuse and neglect among formerly homeless families
Contact Jacques Ferber 215 748 8750
www.pcah.org

Planned Parenthood Association of Bucks County
Bristol, PA
I For continued support of sexuality education for adolescents, \$110,000, 2 yrs
II To improve the capacity to assess outcomes, \$30,000, 2 yrs
Contact Wayne Grinwis 215 785 4594
www.libertynet.org/ppabc

Planned Parenthood of Chester County, Inc
West Chester, PA, \$120,000, 2 yrs
In support of a comprehensive sexuality education program
Contact Lisa Fraser 610 692 1770 x202
www.plan4it.org

Planned Parenthood of Southeastern Pennsylvania
Philadelphia, PA, \$240,000, 2 yrs
For continued support of the Youth First program providing sexuality education to children and youth in Philadelphia
Contact Dayle Steinberg 215 351 5500
www.ppsp.org

The Preschool Project An Early Childhood Resource Center
Philadelphia, PA, \$90 000, 2 yrs
In support of the Neighborhood Parenting Program to prevent child abuse
Contact Jane Todd 215 425 7990

Project HOME
Philadelphia, PA, \$150,000 2 yrs
For continued operating support to provide comprehensive supports to homeless and formerly homeless adults
Contact Amanda Aronoff 215 232 7272
www.projecthome.net

Providence Center

Philadelphia, PA, \$60,000, 2 yrs

For support of educational, social and family enrichment activities in the predominantly Latino Fairhill/West Kensington community

Contact Nancy Hagenbach 215 739 7465

Resources for Human Development, Inc

Philadelphia, PA, \$156,000, 2 yrs

To provide after-care services to women leaving its treatment facilities to promote their recovery from long-term substance addictions

Contact Randee Gallo 215 951 0300 x3560
www.rhd.org

Resources for Human Development, Inc

Philadelphia, PA, \$72,000, 2 yrs

To train nurses to recognize, diagnose and treat depression among low-income women in Philadelphia

Contact Tine Hansen-Turton
215 951 0330 x141
www.rhd.org

Resources for Human Development Inc

Philadelphia, PA, \$100,000, 2 yrs

For support of a range of therapeutic and educational programs designed to help people with mental retardation, their families and the human-service professionals that serve them prevent, identify and treat instances of sexual abuse

Contact Nancy Nowell 215 836 1111
www.rhd.org

Scan, Inc

Philadelphia, PA, \$81,000, 2 yrs

To improve its communication and technological infrastructure

Contact Vivian M Drayton 215 590 1504
www.scanpa.org

Southeast Asian Mutual Assistance Association Coalition, Inc

Philadelphia PA, \$140,000, 2 yrs

In support of services to Southeast Asian adolescents to prevent risk behaviors

Contact Samien Nol 215 476 9640

Southeast Asian Mutual Assistance Association Coalition, Inc

Philadelphia PA, \$125 000, 2 yrs

For support of services to improve literacy and other skills of immigrants and refugees

Contact Samien Nol 215 476 9640

Southern Home Services

Philadelphia, PA

I For continued support of Crisis to Competence, a community-based program to strengthen and preserve families in North Philadelphia, \$225,000, 2 yrs

II To complete its efforts to upgrade its management information system, \$75,000, 2 yrs

Contact Evelyn Jones Busby 215 221 1700

Speaking for Ourselves

Plymouth Meeting, PA, \$80,000, 2 yrs

To provide operating support for the use of a self-determination model to assist persons with mental retardation to live in the community and to make decisions about their care

Contact Carolyn Morgan 610 825 4592
www.speaking.org

St Mary's Franciscan Shelter

Phoenixville, PA, \$52,000, 2 yrs

For continued support of case management services for homeless families

Contact Christine Kranichfeld 610 933 3097

Support Center for Child Advocates

Philadelphia, PA, \$216,000, 2 yrs

In support of the Families Without Violence project, an interagency collaboration to provide representation and supportive services to children and parents who are victims of domestic violence

Contact Frank P Cervone 215 925 1913

Tabor Children's Services, Inc

Doylestown, PA, \$89,000, 2 yrs

In support of a management information system to measure outcomes of in-home services

Contact Jennifer Smith 215 348 4071
www.tabor.org

Temple University

Philadelphia, PA, \$100,000, 2 yrs

For support of the Beacon House program to offer basic education and life skills training to pregnant and parenting women in substance-abuse treatment

Contact Sharon Taylor 215 427 6275

Thomas Jefferson University

Philadelphia, PA, \$150,000 2 yrs

For continued support of a family intervention program to address the development needs of children born to drug-dependent women and to improve the parenting skills of the mothers

Contact Karol Kalttenbach 215 955 4068
www.tju.edu

Thomas Jefferson University Hospitals, Inc

Philadelphia, PA, \$122,000 2 yrs

For the Chinese Community Partnership for Health to provide support services and information about community resources to Chinese-speaking families

Contact Philip Siu 215 955 8282
www.jeffersonhealth.org/tjuh/index.html

Unemployment Information Center

Philadelphia, PA, \$65 000, 2 yrs

For continued operating support to provide benefits counseling and job-club services to poor and unemployed adults

Contact John Dodds 215 557 0822
www.philaup.org

United Communities Southeast Philadelphia
Philadelphia, PA, \$27,000, 1 yr
To update personnel policies and practices
and to develop a quality assurance system
Contact Cheryl Weiss 215 468 6111 x 22

Whosoever Gospel Mission and Rescue
Association of Germantown
Philadelphia, PA, \$125,000, 2 yrs
For continued support of the Career Track
Learning Program, which is designed to
equip homeless men with the skills and
resources they need to achieve meaningful
employment and productive, independent
living
Contact Robert A Emberger 215 438 3094

Women Against Abuse
Philadelphia, PA, \$75,000, 2 yrs
To enhance the long-term effectiveness and
sustainability of the organization through
board and staff development, training in
outcomes measurement and improved inter-
nal and external communication
Contact Nichelle A Mitchem 215 386 1280
www.waasafe.org

Women Organized Against Rape
Philadelphia, PA, \$80,000, 2 yrs
In support of counseling services to chil-
dren and adolescents who are victims of
sexual assault
Contact Carol Johnson 215 985 3315

Women's Association for Women's
Alternatives, Inc
Swarthmore, PA, \$100,000, 2 yrs
For support of the Women's Work and
Family Support Project, providing a range
of services and counseling to ease the
transition to work of welfare mothers and
their children
Contact Carol Goertzel 610 543 5022
www.womensassoc.org

Women's Community Revitalization Project
Philadelphia, PA
I For support of the Employment Initiative
to assist welfare recipients and other low-
income adults in moving toward self-suffi-
ciency, \$120,000, 2 yrs
II To support the development of a business
plan, \$40,000, 2 yrs
Contact Carolyn Haynes 215 627 5550

Women's Opportunities Resource Center
Philadelphia, PA
I For continued operating support to pro-
vide micro-enterprise training and related
loans and savings programs to low-income
women, \$170,000, 2 yrs
II To strengthen the organization's long-
range planning, fund-raising strategies,
information systems and computer capaci-
ties, \$76,000, 2 yrs
Contact Lynne Cutler 215 564 5500
www.worc-pa.com

Woodrock
Philadelphia, PA, \$100,000, 2 yrs
For continued operating support to provide
services to at-risk youth in the Kensington/
Lower North Philadelphia community
Contact Richard T Garrett 215 231 9810
www.libertynet.org/woodrock

Woods Services, Inc
Langhorne PA, \$74,000, 2 yrs
To provide staff development and training
for personnel working with at-risk children
Contact Dalene Neopolitan 215 750 4250

YMCA of Philadelphia and Vicinity
Philadelphia, PA, \$141,000, 2 yrs
For continued support of efforts to provide
quality, affordable child care to low-income
families
Contact Lola M Rooney 215 963 3700
www.libertynet.org/ymca

Youth Services Inc
Philadelphia, PA, \$100,000, 2 yrs
In support of efforts to use community-
based family centers to promote greater
involvement of fathers in the parenting
process
Contact Laurien D Ward 215 222 3262
www.libertynet.org/ysi

YWCA of Bucks County
Treose, PA, \$120,000, 2 yrs
In support of expansion of the Y-Teen pro-
gram and enhancement of its services for
children and youth
Contact Elizabeth Tatham 215 953 7793

OTHER PROJECTS

Camphill Village Kimberton Hills, Inc
Kimberton, PA

I For continued support of its building maintenance program, \$180,000, 3 yrs

II For continued support of its Aging in Community program, \$150,000, 3 yrs

Contact Michael Wildfeuer 610 935 0300

Children's Country Week Association
Downingtown PA, \$63,000, 2 yrs

In support of food costs for the summer camp program for children from low-income families

Contact Susan L Silverstein 610 269 9111
www.voicenet.com/~ccwapfc

The Children's Hospital Foundation
Philadelphia, PA, \$2,000,000, 4 yrs

To support The Children's Hospital Asthma Network Initiative, which focuses on improving the delivery of pediatric asthma care, coordinating educational outreach for families and promoting clinical research

Contact Julian L Allen 215 590 3749
www.chop.edu

Community Accountants
Philadelphia, PA, \$68,000, 2 yrs

For general operating support to provide technical assistance to small nonprofit organizations in the Philadelphia area

Contact Karen Simmons 215 951 1701
www.libertynet.org/commacct

Cradle of Liberty Council, Boy Scouts of America

Philadelphia, PA, \$124,000, 2 yrs

For continued support of the Urban Scouting Program

Contact Walter Smith 215 988 9811
www.colbsa.org

Easter Seal Society for Handicapped Children and Adults of Philadelphia, Bucks, Chester, Delaware & Montgomery Counties
Media, PA, \$200,000, 3 yrs

For continued support of the summer camp program for children and young adults with disabilities in Philadelphia, Bucks, Chester, Delaware and Montgomery Counties
Contact James Heiden 215 879 1000

Executive Service Corps of the Delaware Valley
Ardmore, PA, \$77,000, 2 yrs

To improve the effectiveness of small nonprofit organizations in the Philadelphia region

Contact Wilhelm L Sandvik 610 649 2284
www.executiveservicecorps.com

George Junior Republic
Grove City, PA, \$300,000, 2 yrs

For the renovation of Memorial Home into a Multimedia Technology Center and Library and for the construction of two new homes and a Special Needs Unit

Contact Pat J Farrone 724 458 9330
www.thesafety.net/~gjrinpa

Inglis Foundation
Philadelphia, PA, \$555,000, 3 yrs

To support a medical research project that examines the effectiveness of a community-based health care service delivery model for people with chronic physical disabilities who are at risk for hospital readmissions

Contact Patricia M Allen 215 878 5600

Princeton University
Princeton, NJ, \$1,000,000, 3 yrs

For the Program in Biocomplexity To help launch the program in biocomplexity, an interdisciplinary research and training initiative that brings together researchers from ecology, evolutionary biology, epidemiology, computer modeling engineering and other physical sciences, as it relates to the dynamics of epidemics and disease

Contact Daniel I Rubenstein 609 258 6880
www.eeb.princeton.edu

Retired Senior Volunteer Program - RSVP
Plymouth Meeting, PA \$30,000, 2 yrs

In support of the Volunteer Executive Consultants program to provide technical assistance to small nonprofit organizations in Montgomery County

Contact Linda Millison 610 834 1040
www.libertynet.org/~rsvp-mc

United Way of Southeast Delaware County
Chester, PA, \$120,000, 1 yr

In support of the 2000 Annual Campaign
Contact Louis C Mahlman

610 874 8646 x103
www.uwdelco.org


United Way of Southeastern Pennsylvania
Philadelphia, PA, \$1,040,000 1 yr

In support of the 2000 Campaign to improve the quality of preschool child care programs, develop quality standards and capacity-building strategies in two other service areas, and allocate resources to the Jewish Federation of Greater Philadelphia

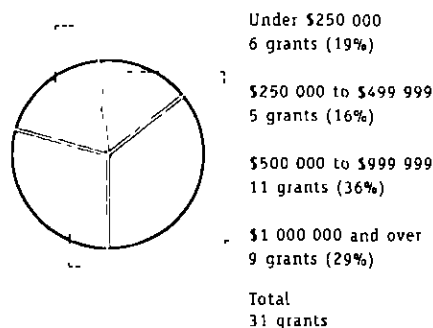
Contact Susan Forman 215 665 2568
www.uwsepa.org

PUBLIC POLICY

PUBLIC POLICY GRANTS BY SUBPROGRAM AREA 2000



PUBLIC POLICY GRANTS BY RANGE 2000



The Public Policy program aims to strengthen democratic life in the United States. A well-functioning democracy requires a healthy "public sphere," or set of institutions, processes and norms through which citizens can address issues of public concern. Democratic life is the interrelationship among citizens in this public sphere. It is strengthened by (1) increasing the capacity of institutions and processes to address public concerns in a responsive and responsible way and (2) increasing the amount and quality of citizen participation in these institutions and processes. Although tactics vary, our strategy is to invest in projects that create opportunities, incentives and demands to change the behavior of the key actors—candidates, consultants, the media, opinion leaders and citizens—in the public sphere.

Democratic life is made up of a diverse array of institutions (from local community associations to the United States Congress), processes (from registering to vote to passing legislation) and forms of participation (from volunteering in a soup kitchen to running for national office). Given this complexity, staff have identified three areas in which to focus efforts.

Improving elections Campaigns and elections are arguably the mainspring of our democracy, they are not only the way we select our representatives, but also the way we set local, state and national priorities. In addition, they are the closest we come as a nation to formal periods in which our collective attention is drawn to public life. As dramatically demonstrated in 2000, the quality of the electoral process is a critical factor in shaping public confidence in our democratic system. To help restore public faith in this system, we support efforts to improve the quality of campaigns and elections by encouraging norms of conduct (for candidates, consultants, the media and the public) that will improve the substance and tone of campaign discourse, and we encourage reducing candidate demand for excessive campaign fundraising.

Civic engagement Voting is the civic act that often defines citizenship in the United States. Yet there is also a deep-seated strain of direct democracy (especially at the local level) in which citizens are more actively involved in public problem-solving through volunteering, attending meetings, working in community organizations and so forth. Our work in civic engagement focuses on both of these aspects of public life, with particular emphasis on increasing the participation of young adults. We seek ways to inform young adults about the wide variety of civic activities available to them, while also showing them the individual and collective rewards that come from participation. At the same time, we support efforts to make public life more inviting to young adults by increasing the capacity of civic organizations to attract them to participate and by providing ways to connect them to organizations that can use their energies and talents.

Government performance Improving the conduct of campaigns and elections and encouraging citizens to participate in civic life will have little effect if Americans lack confidence in government's ability to effectively address their concerns. But too often the issue of government performance is either ignored by the press and other opinion leaders, or presented in ways that add to the public's mistrust and confusion. That is why the Trust's strategy includes efforts to develop valid, reliable and easily understood measures to assess the quality of what government does. We also support efforts to educate the press and other opinion leaders on the importance of this issue and to show them how best to present it in ways that accurately portray the strengths and weaknesses of current government performance. Collectively these efforts are designed not only to provide the public with a more accurate assessment of what government does, but also to create an environment that encourages and rewards improvements in that performance.

The mission of the Public Policy program is to strengthen democratic life in America, primarily by supporting projects to restore public trust in elections, increase the civic engagement of young Americans and improve public understanding of and confidence in government

Improving Elections

Goal

To increase public trust and confidence in elections in the United States

Objectives

- * To reform the role of money in campaigns
- * To improve the quality of campaign information provided by candidates and the media
- * To improve the campaign conduct of candidates and other key political actors

Requests will be considered for

- * Projects to encourage campaign finance reforms that provide greater transparency to the sources and uses of money, reduce the demand for campaign money and/or seek to reduce conflicts of interest, real or perceived, that arise when elected officials accept contributions from interested parties
- * Projects to test and promote voluntary approaches to improving campaign discourse, particularly those approaches that encourage candidates, political parties, campaign aides and the media to engage the public in substantive comparisons between the candidates and parties

Civic Engagement

Goal

To increase the involvement of young Americans in the civic life of the nation

Objectives

- * To encourage young Americans to participate in the civic life of the nation and provide them with meaningful opportunities to do so
- * To strengthen the commitment and ability of civic and political organizations to recruit and retain young Americans
- * To increase the visibility and voice of young Americans and the issues that matter to them in the public sphere

Requests will be considered for

- * Projects that increase the sustained motivation, ability and opportunity for young Americans to engage in the civic life of their communities and nation
- * Projects that increase the ability of organizations and programs to reach, recruit and retain young Americans in their civic efforts and that increase their ability to use the talents and energy of young people wisely
- * Projects designed to increase the visibility and voice of young Americans and their concerns in debates about the pressing public issues of the day

Government Performance

Goal

To increase public understanding of and confidence in government performance

Objectives

- * To improve the quality of information about government available to the public
- * To increase public attention on actual performance as the basis for evaluating how well or poorly government is doing in delivering on its commitments
- * To improve measurement of government's ability to effectively address public issues and provide public services

Requests will be considered for

- * Projects to improve the ability of government and the media to provide the public with useful, accurate information about government performance and services
- * Projects designed to improve public understanding of the role of government in American life
- * Projects to enhance public-sector performance by creating, validating, applying and promoting measures that can be used to assess government's ability to effectively identify and address core issues of public concern

Ineligible Requests

Requests will not be considered for

- * General operating support
- * Capital projects, unless invited by the Trusts
- * Debt reduction
- * Endowments
- * Individual scholarships not part of a Trusts-initiated program
- * Projects administered by governments

PUBLIC POLICY PROGRAM STAFF

Michael X Delli Carpini
Director
215 575 4720
mdellicarpini@pewtrusts.com

Civic Engagement
Tobi Walker

Campaign Reform
Sean Treglia

Elaine T Casey
Program Officer
215 575 4724
ecasey@pewtrusts.com

Public Sector Performance
Elaine Casey

Carol M Pimenta-Neves
Interim Program Officer
215 575 4725
cpimenta-neves@pewtrusts.com

General Questions
Jennifer Bolton, Erin Riley

Sean Treglia
Program Officer
215 575 4725
streglia@pewtrusts.com

Tobi Walker
Program Officer
215 575 4723
twalker@pewtrusts.com

Jennifer A Bolton
Assistant to the Director
215 575 4736
jbolton@pewtrusts.com

Erin K Riley
Administrative Assistant
215 575 4721
erley@pewtrusts.com

Improving Elections

Alliance for Better Campaigns, Inc
Washington, DC, \$175,000, 6 mos
 For Television and Democracy In support of an effort to encourage television broadcasters to provide five minutes per night of candidate-centered discourse in the 30 days before primary and general elections
 Contact Paul Taylor 202 878 6755
www.bettercampaigns.org

The American University
Washington, DC \$1,995,000, 3 yrs
 For Best Practices in Campaign Consulting To improve political discourse and campaign conduct for candidates and the political consulting industry
 Contact James Thurber 202 885 6247
www.american.edu/campaignconduct

Board of Trustees of the Leland Stanford Junior University
Stanford, CA, \$585,000, 2 yrs
 For Making Voters Autonomous The 2000 Campaign on CD ROM To support a technological initiative designed to provide the public with more information about candidates, thereby increasing voter participation
 Contact Shanto Iyengar 650 723 5609
www.stanford.edu/dept/communication

Center for Public Integrity
Washington, DC, \$176,000, 1 yr
 For Issue Advocacy Watch Sponsor Profiles In support of a project designed to shine light on the role of issue advocacy in campaigns by providing information on the sponsors of issue ads to journalists, citizens and academics
 Contact Charles Lewis 202 783 3900
www.public-1.org

Center for Responsive Politics
Washington, DC, \$550,000, 2 yrs
 For the Campaign Finance Disclosure Database To expand the nation's understanding of the role and implications of money in politics
 Contact Larry Makinson 202 857 0044
www.opensecrets.org

Committee for Economic Development
New York, NY, \$1,200,000, 2 yrs
 For Investing in the People's Business A Business Proposal for Campaign Finance Reform To educate business leaders on incremental campaign finance reform
 Contact Charles E M Kolb 212 688 2063 x214
www.ced.org

The Freedom Channel, Inc
Washington, DC, \$300,000, 1 yr
 For FreedomChannel.com To introduce the technology of video-on-demand into American politics in the 2000 election cycle
 Contact Douglas L Bailey 202 785 5920
www.freedomchannel.com

George Washington University
Washington, DC, \$1,522,000, 2 yrs
 For the Campaign Finance Policy Forum In support of a project to create a campaign finance policy forum that will conduct, collect and disseminate research, monitor trends, convene opinion leaders and develop and promote recommendations for incremental reform
 Contact Michael J Malbin 202 994 5713
www.gwu.edu/~gspm

The Institute for Global Ethics
Camden, ME \$899 000, 2 yrs
 For the Project on Campaign Conduct In support of a project to encourage candidates to construct, agree to and abide by voluntary codes of campaign conduct
 Contact Brad Rourke 207 236 6658
www.campaignconduct.org

President and Trustees of Colby College
Waterville, ME, \$1,300,000, 1 yr
 For a project to strengthen the campaign finance reform debate
 Contact Anthony Corrado 207 872 3271
www.colby.edu

Rector and Visitors of the University of Virginia
Charlottesville, VA, \$730,000, 3 yrs
 For the Ethical Conduct Training Program, a project designed to provide training for first time candidates about all elements of campaigning with an emphasis on leadership, sound public policy and ethical conduct
 Contact William H Wood 804 982 4943
www.ccps.virginia.edu/sorensen/project_summary.html

Regents of the University of California, Santa Barbara
Santa Barbara, CA, \$250,000, 1 yr
 For the Internet in the Year 2000 Elections, a project designed to assess the impact of campaign-related Web sites on voter interest, knowledge and participation
 Contact Bruce Bimber 805 893 3860

The University of Maryland Foundation, Inc
College Park MD, \$1,992,000 3 yrs
 In support of a project designed to improve campaigns by providing candidates and consultants with real-world case studies of best practices
 Contact Paul S Herrnson 301 405 4156
www.bsos.umd.edu/gvpt/herrnson/outreach.html

University of Southern California
Los Angeles, CA, \$1,300,000, 2 yrs

For the Broadcast Best-Practices Project, an initiative designed to demonstrate practical ways to improve broadcast news campaign coverage

Contact Martin H Kaplan 213 740 9945
www.usc.edu/schools/annenberg

University of Southern California
Los Angeles, CA, \$867,000, 1 yr

For Improving the Campaign Finance System Effective Disclosure and Meaningful Enforcement In support of the creation of two task forces to develop and promote non-partisan recommendations for incremental campaign finance reforms

Contact Geoffrey Cowan 213 740 3987
www.usc.edu/schools/annenberg

University of Virginia Law School Foundation
Charlottesville, VA, \$500,000, 2 yrs

For the Practice Guide to Campaign Finance To develop and disseminate a practice guide to current campaign finance regulation for use by citizens public interest groups and policymakers

Contact Daniel Ortiz 804 924 3127
www.law.virginia.edu

University of Wisconsin Foundation
Madison, WI, \$1,050,000, 1 yr

For Campaign Advertising and Soft-Money Study In support of a project to study issue advertising and express advocacy on broadcast and cable television

Contact Kenneth M Goldstein 608 263 2414
www.polisci.wisc.edu

Civic Engagement

The George Mason University Foundation, Inc

Arlington, VA, \$1,496,000, 2 yrs

In support of a project to develop a National Youth Civic Engagement Index, designed to measure the levels and types of participation of young adults in public life

Contact Scott Keeter 703 993 1400

Northwestern University

Washington, DC, \$227,000, 6 mos

For the Nonvoter Behavior Survey, to better understand the factors influencing younger Americans' decisions to vote or not vote in Presidential elections

Contact Jack Doppelt 202 347 8700
www.medill.northwestern.edu

Oregon State University Foundation

Corvallis, OR, \$325,000, 1 yr

To create and distribute a National Youth Platform, designed to highlight the major issue concerns of this generation by encouraging the media and elected officials to listen to their concerns while inviting young people to become more involved in the electoral process

Contact Brent S Steel 541 737 6133
www.osu.orst.edu/dept/pol_sci

Regents of the University of Minnesota

Minneapolis, MN, \$750,000, 2 yrs

To support the expansion of the youth civic education initiative Public Achievement

Contact Harry Boyte 612 625 9505
www.publicachievement.org

Rock the Vote Education Fund

Los Angeles, CA, \$882,000, 8 mos

For the Youth Engagement Media Campaign, a campaign to mobilize and engage young people in the political process

Contact Alison Byrne Fields
310 234 0665 x105
www.rockthevote.org

Temple University

Philadelphia, PA, \$400,000, 2 yrs

For Youth Voices in Policy In support of a project to develop and assess ways to network local efforts to engage young adults in the civic life of their communities

Contact Barbara Ferman 215 204 6696
www.temple.edu/cpp

Third Millennium Advocates for the Future, Inc

New York, NY, \$233,000, 1 yr

For the Neglection 2000 In support of a project to monitor candidates' attention to young voters and the issues that matter to them in the 2000 Presidential election

Contact Richard Thau 212 226 2077
www.neglection2000.org

Trustees of the University of Pennsylvania
Philadelphia, PA, \$3,000,000, 30 mos

In support of a project designed to increase political engagement and communications competence among public high school students

Contact Kathleen Hall Jamieson
215 898 7041
www.asc.upenn.edu

Youth Service America

Washington, DC, \$342,000, 1 yr

In support of a program to demonstrate the relevance of campaigns and elections to young Americans who volunteer for community service

Contact Steven A Culbertson 202 296 2992
www.ysa.org

Government Performance

American Enterprise Institute for Public Policy Research

Washington, DC, \$128,000, 1 yr

For National Forms Online To enhance a software program to help Presidential appointees fill out required forms from the legislative and executive branches

Contact Norman Ornstein 202 862 5800

www.aei.org

The Aspen Institute, Inc

Washington, DC, \$800,000, 2 yrs

In support of a third Bipartisan Congressional Retreat, designed to foster improved conduct, more respectful and constructive dialogue among House members and higher productivity in Congress

Contact David E Skaggs 202 736 5813

www.aspeninstitute.org

Council for Excellence in Government

Washington, DC, \$600,000, 2 yrs

For Covering Government In support of a project to research, develop and promote a set of standards for media coverage of the federal government

Contact Patricia McGinnis 202 728 0418

www.excelgov.org

George Washington University

Washington DC, \$978,000, 2 yrs

To research, evaluate and recommend "best practices" for congressional Web sites

Contact Dennis W Johnson 202 994 6000

www.gwn.edu/~gspm

Other Projects

National Right to Work Legal Defense and Education Foundation, Inc

Springfield, VA, \$150,000, 3 yrs


For general operating support of the foundation's legal aid program

Contact Alicia Auerswald 703 321 8510

www.nrtw.org


RELIGION

RELIGION GRANTS BY SUBPROGRAM AREA 2000



Urban and Hispanic Ministry includes \$250,000 of Religion's contribution to Venture Fund grants

RELIGION GRANTS BY GEOGRAPHIC AREA 2000



National includes \$250,000 of Religion's contribution to Venture Fund grants

The contours of the American religious landscape are changing radically. Today almost every faith tradition in the world is represented in the United States, as the historical prominence of the Protestant, Catholic and Jewish faith traditions makes way for the rise of Islam and various Eastern religions.

Remarkably this religious diversity has resulted in less conflict here in the United States than it has in other nations. Undoubtedly this is due in large part to the fact that as a country we are richly endowed with multiple venues for public dialogue and deliberation, fostered by our freedoms of religion and association, which together serve to diffuse the tensions created by sharp differences in religious belief. As diversity increases, however, these venues will surely need to be reinforced, if not enhanced and expanded, in order to keep channeling potential conflicts into opportunities for mutual enrichment.

The Religion program believes that increasing religious diversity presents challenges to all sectors of American society. We also believe that civil society is strengthened when citizens develop understanding of and collaboration among the various religious traditions that hold deep meaning for many Americans. In other words, a strong democracy is forged out of divergent interests when we use our freedoms well. Thus our individual freedom to practice our religion must be coupled with a willingness to listen to, learn from and respect our fellow citizens.

Through a variety of approaches, we are seeking to accentuate religion's potential to enrich our common civic life. Our initiatives as a whole seek to educate the public about the ways in which religion shapes the ideas, beliefs and institutions that undergird American society and culture, and to encourage faith communities to bring their compassion, energy and talents to the public square in order to address some of our most pressing needs.

With the end of encouraging a greater contribution to American civic life, the Religious Communities and the American Public Square initiative is engaging the key civic leaders of the seven major faith traditions in thoughtful discussions about the public dimensions of their faith. The Pew Forum on Religion and Public Life at Georgetown University contributes to open dialogue by serving as an honest broker on difficult public policy issues where strong religious convictions heat up the debate and reinforce differing opinions. In this role, the Forum helps the participants identify areas of disagreement as well as areas of compromise, accommodation and agreement that could serve as bridges for consensus on important policy issues.

There is good reason to be concerned that misperceptions of some newer faith traditions are latent storms in American public life. Indeed, hostility is often rooted in gross misinterpretation. For instance a 1998 Roper poll found that 50 percent of Americans believed that most Muslims were inherently anti-American or supportive of terrorism. Such efforts as the Islamic film project will begin to address this misperception by providing accurate information on contemporary Islam on prime-time network television.

RELIGION PROGRAM STAFF

Fair treatment of this particular faith tradition in news coverage is an excellent start toward strong understanding of all our religious communities. The Religion and New Immigrants initiative also plays an educative role by illuminating how a variety of religious communities, including Orthodoxy, Buddhism, Hinduism and Sikhism, as well as Catholicism, Judaism and Protestantism, are helping to incorporate our newest citizens.

Because of the way they influence public opinion, the media and the academy are especially important in ensuring a positive response to our growing religious diversity—the media in the short term as a gate-keeper of information, and the academy in the long term by generating new knowledge. Our strategy brings both of these institutions to bear on public thinking about the connections between religion and public life. We are stepping up our efforts to capitalize on the media's pivotal role in communicating ideas and information by investing in projects that draw journalists' attention to an important and ongoing story. Religion is interwoven through American public life, and the increasing diversity of religion adds complexity to this picture.

In Religion and Academic Life, we are promoting a deeper understanding, across academic disciplines and among scholars, of the importance of religious beliefs and practice. Because the academy often serves as a thought leader for society and a training ground for the next generation of leaders, research and knowledge in the halls of academe about religion's role in culture and society inevitably will influence the views of journalists, policymakers and the broader public. The centers of excellence and the programs for Christian scholars promote inter-religious understanding and tolerance—the foundation of a healthy religious pluralism—through collaborative scholarship projects and a variety of public functions.

Our local Community Serving Ministry initiative is testing the proposition that we can enhance public life by drawing on the unique strengths of our diverse religious communities. In Philadelphia, secular and religious organizations are coming together to address the problems of some of the neediest members of our society, at-risk youth, starting with a literacy campaign. The initiative demonstrates how religious groups can communicate and collaborate in ways that enrich the whole community, establishing a pattern for other cities and communities to follow nationwide.

The strategy for our national Hispanic Ministry work seeks to apply this same vision in the context of what is soon to be the largest ethnic minority community in this country, whose low educational levels likewise prevent it from being fully incorporated into the mainstream of American society. The goal is to provide professional training for Hispanic church leaders so that they in turn can minister more effectively to the enormous needs of this growing population.

Luis E Lugo
Director
 215 575 4730
 llugo@pewtrusts.com

Edwin I Hernandez
Program Officer
 215 575 4732
 ehernandez@pewtrusts.com

Kimon H Sargeant
Program Officer
 215 575 4726
 ksargeant@pewtrusts.com

Diane Winston
Program Officer
 215 575 4758
 dwinston@pewtrusts.com

Julie L Bundt
Program Associate
 215 575 4855
 jbundt@pewtrusts.com

Cristin A Moody
Assistant to the Director
 215 575 4731
 cmoody@pewtrusts.com

Mary Jane L Smith
Administrative Assistant
 215 575 4773
 msmith@pewtrusts.com

Religion and Public Life
 Kimon Sargeant, Diane Winston

Religion and Academic Life
 Diane Winston

Urban and Hispanic Ministry
 Edwin Hernandez

General Questions
 Cristin Moody, Mary Jane Smith

The Religion Program seeks to advance a deeper understanding of religion's contribution to the ideas, beliefs, morals and institutions that shape culture and society, and to help people of faith improve their efforts to make a positive contribution to contemporary public life

Religion and Public Life

Goal

To strengthen American democracy by enhancing public understanding of religion's role in civic affairs and increasing religious communities' contribution to public life

Objectives

- * To foster higher levels of civic engagement by religious groups in the United States
- * To enhance media coverage of religion and public life

Requests will be considered for

- * Collaborative projects that help religious communities in the United States increase their civic engagement
- * Programs that help improve the media's understanding and coverage of religion

Religion and Academic Life

Goal

To enhance scholarly understanding of religion's importance in society

Objectives

- * To broaden the body of scholarship that addresses religion's role in shaping society and culture
- * To increase the number of Christian scholars contributing to American academic life

Requests will be considered for

- * Programs that aim to encourage the academic study of religion particularly the establishment of centers that focus on religion's contribution to the humanities and social sciences
- * Scholarship on religious aspects of subjects of pressing concern to American civic life, such as the civic incorporation of new immigrants
- * Programs that build networks of and strengthen scholarship by Christians in the humanities and social sciences

Urban and Hispanic Ministry

Goal

To build the capacity of faith-based organizations in Philadelphia to provide effective social services to at-risk youth and to increase the numbers of Hispanic church leaders with graduate-level training in order to increase the effectiveness of their community ministry

Objectives

- * To improve the life prospects of at-risk youth in selected Philadelphia neighborhoods
- * To double the number of Hispanic congregational leaders who have an advanced theological degree in order to build more effective ministry in Hispanic communities in the United States

Requests will be considered for

- * Faith-based projects that help churches and other faith-based ministries work effectively with at-risk youth in Philadelphia
- * Programs that strengthen the theological education of Hispanic church leaders

Ineligible Requests

Requests will not be considered for

- * Projects that address the needs of only one congregation
- * Local projects outside the Philadelphia area that are not part of a Trusts-initiated program
- * Freestanding conferences or seminars, unless initiated by the Trusts
- * Publishing projects other than those initiated by the Trusts
- * Scholarships, fellowships or other grants supporting individual work that are not part of a program initiated by the Trusts
- * Capital projects unless initiated by the Trusts
- * Endowments
- * General operating support
- * Debt reduction
- * Library acquisitions

Religion and Academic Life

The Catholic University of America
Washington, DC, \$620,000, 3 yrs
 For Religion, Immigration and Civic Life in Washington, D C , a research project to study the role of religion in the civic and cultural life of new immigrants in Washington, D C
 Contact Dean Hoge 202 319 5961
www.cua.edu

Emory University
Atlanta, GA, \$3,200,000, 5 yrs
 To establish the Center for the Inter-disciplinary Study of Religion at Emory University and to support its research activities, fellows program and lecture series
 Contact John Witte Jr 404 727 6980
www.law.emory.edu

Florida Institute of Technology, Inc
Miami, FL, \$600,000, 3 yrs
 For Religion, Immigration and Civic Life in Miami, a research project to study the role of religion in the civic and cultural life of new immigrants in Miami
 Contact Alex Stepick 305 348 2371
www.fiu.edu/~1e1

Loyola University of Chicago
Chicago, IL, \$600,000, 3 yrs
 For Religion, Immigration and Civic Life in Chicago, a research project to study the role of religion in the civic and cultural life of new immigrants in Chicago
 Contact Fred Kniss 773 508 3459
www.luc.edu

University of Notre Dame du Lac
Notre Dame, IN, \$3,200,000, 3 yrs
 To establish a new program to support Christian scholars through collaborative research projects, a book prize and a lecture series
 Contact Nathan O Hatch 219 631 6631
www.nd.edu/~pesp/pew/PewInfo.html

Rector and Visitors of the University of Virginia
Charlottesville, VA, \$2,500,000, 4 yrs
 To establish the Center on Religion and Democracy and to support its research and teaching activities, fellows program and dissemination efforts
 Contact James Davison Hunter 804 924 7703

University of San Francisco
San Francisco, CA, \$600,000, 3 yrs
 For Religion, Immigration and Civic Life in San Francisco, a research project to study the role of religion in the civic and cultural life of new immigrants in San Francisco
 Contact Lois Ann Lorentzen 415 422 2413
www.usfca.edu

Trustees of Boston University
Boston, MA, \$2,500,000, 4 yrs
 To establish the Institute on Religion and World Affairs at Boston University and to support its research activities, fellows program, curricular offerings and lecture series
 Contact Peter L Berger 617 353 9050
www.bu.edu

Yale University
New Haven, CT, \$575,000, 4 yrs
 To complete the 27 volume scholarly edition of *The Works of Jonathan Edwards*
 Contact Harry S Stout 203 432 5340
www.yale.edu/wje/index.html

Religion and Public Life

American Academy of Religion, Inc

Atlanta, GA, \$1,200,000, 3 yrs

To establish a referral service that would link members of the news media with academic experts on religion and public life issues

Contact Steve Herrick 404 727 7920

www.aarweb.org

Georgetown University

Washington, DC, \$4,900,000, 3 yrs

For the establishment of the Pew Forum on Religion and Public Life to gather and disseminate the best research on religion's role in public affairs

Contact E J Dionne 202 687 0880

www.georgetown.edu

The Independent Production Fund, Inc

New York, NY, \$1 000,000, 2 yrs

For the Islam Film Project, the production of a television documentary series that examines Islam's relation to the West

Contact Alvin H Perlmutter 212 221 6310

New Citizenship Project, Inc

Washington, DC, \$500 000, 1 yr

For God and the Inner City, a one-hour documentary focusing on faith-based programs in the inner city primarily Philadelphia

Contact Michael Pack 301 941 0445

Urban and Hispanic Ministry

Princeton Theological Seminary

Princeton, NJ, \$3,300,000, 3 yrs

To support the work of the Hispanic Theological Initiative, which through fellowships and other support programs seeks to increase the number of Hispanic faculty in theological institutions in the United States

Contact Zaida Maldonado Perez 609 252 1721

www.ptsem.edu

Other Projects

The Billy Graham Evangelistic Association

Minneapolis, MN, \$500,000, 1 yr

For Amsterdam 2000, a conference to provide preaching evangelists with encouragement and training for their ministry at the start of the new century

Contact Texas E Reardon Jr 612 338 0500

Amsterdam2000.org

Quebec Labrador Foundation, Inc

Ipswich, MA, \$360,000, 3 yrs

In support of the Quebec-Labrador Foundation's ministry of serving the people and clergy of the Quebec Lower North Shore and of establishing an archival collection that will document the ministry's accomplishments in that region

Contact Lawrence B Morris 978 356 0038

www.qlf.org

VENTURE FUND

The Venture Fund is a unique investment tool for the Trusts, enabling us to explore opportunities that fall outside the clearly defined goals and objectives of the six program areas. There are no restrictions on the subject matter of a Venture Fund grant. Instead, our guidelines emphasize the nature of the grant. Venture Fund projects typically involve significant risk coupled with high potential for impact. Other key factors include timeliness, leveraging opportunities and innovation.

Unlike the six other program areas, the Venture Fund does not establish multi-year plans for grantmaking. Instead, its staff scan the horizon constantly for new lines of work and intriguing opportunities, then develop grants proactively to pursue those ideas. The parallel with a venture capital fund in the private sector is appropriate to a point. A philanthropic investment carries with it the possibility of incubating bold new ideas and bringing them to fruition. As with any untried, start-up venture, the risk of failure may be high. But so is the potential for significant return. In our case, though, the return on investment is social, not financial.


The Venture Fund was created four years ago. We have discovered over time that most of our work falls into three large baskets:

Emerging issues Given the Venture Fund's mandate to seize timely opportunities, we are naturally drawn to new issues—matters that were not on the public agenda a few years ago but have been brought to the fore by demographic or political change or by developments in science and technology. Examples include the Pew Initiative on Food and Biotechnology and Credible.org, a project of the Consumers Union designed to establish and promote credibility standards for Web sites.


New solutions to old problems As a natural corollary of our interest in emerging issues, we provide support for projects designed to find innovative and/or timely ways to attack long-standing problems. Examples include the Presidential Appointees Initiative, the Project for Excellence in Journalism and a newly launched exploration into the value of residential education for disadvantaged youth. Typically these initiatives seek to draw public attention to the issue at hand and offer new models for improvement.

Inform and engage A number of Venture Fund projects exist solely to shine light on important issues and seek no specific policy outcomes. This work provides the public, the media and policymakers with credible, nonpartisan information that is essential for democratic discourse. The Pew Research Center for The People & The Press is the flagship project in this portfolio, which also includes the Pew Internet & American Life Project and the Pew Center on the States, publisher of Stateline.org.

VENTURE FUND GRANTS BY GEOGRAPHIC AREA 2000

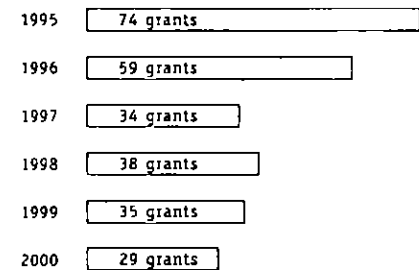


VENTURE FUND GRANTS BY RANGE 2000



VENTURE FUND RECENT HISTORY

Number of Grants 1995-2000



VENTURE FUND STAFF

Donald Kimelman
Director
215 575 4848
dkimelman@pewtrusts.com

Suzanne R. Biemiller
Venture Fund Officer
215 575 4735
sbiemiller@pewtrusts.com

Mary Ann Stover
Venture Fund Officer
215 575 4712
mstover@pewtrusts.com

Lawrence White
Venture Fund Officer
215 575 4737
lwhite@pewtrusts.com

Lori Grange
Venture Fund Associate
215 575 4801
lgrange@pewtrusts.com

Nancy S. Clark
Assistant to the Director
215 575 4804
nclark@pewtrusts.com

Jennifer Lowes
Administrative Assistant
215 575 4867
jlowes@pewtrusts.com

In evaluating a potential project, these are some of the questions we ask: Does it have particular urgency? Can it produce concrete results in a reasonable time frame? Does it incorporate or reflect interdisciplinary themes important to the Trusts? Will it enable us to explore new partnerships with other foundations or with public or private funders? If it carries a significant risk of failure, is there also the possibility of unusually high social return if it succeeds? As with any project funded by the Trusts, we also pay close attention to quality of leadership, effectiveness of implementation and other basic requirements for success.

Most ideas and projects supported by the Venture Fund are developed internally, frequently in collaboration with outside organizations and consultants. The Fund also considers outside proposals but does not accept applications directly. Proposals must be directed to one of the Trusts' six subject-related programs. Based on that program staff's initial review, a project may then be taken forward for consideration to the Venture Fund. But the first letter of inquiry must go to the director of the program whose goals and activities most closely approximate the focus or intent of the proposal.

As the only grantmaking arm of the Trusts that is not subject-specific, the Venture Fund occasionally makes grants that do not follow the guidelines described above but serve other institutional priorities. These include, for example, disaster relief, operational support to umbrella organizations that serve the foundation and nonprofit communities and such special projects as the preservation of Old Glory, the Constitution, the Declaration of Independence and other national treasures.

American National Red Cross -
Southeastern Pennsylvania Chapter
Philadelphia, PA, \$250,000, 1 yr
In support of a study on volunteerism that will inform the organization's future use of volunteers in carrying out its mission
Contact Lisa F McClatchy 215 299 4207
www.redcross-philly.org

Association of Small Foundations
Washington, DC \$300,000, 3 yrs
For the Small Foundation Advocacy Program
To enhance understanding on the part of small foundation trustees and staff of public policy issues affecting philanthropy
Contact Charles Scott 301 907 3337
www.smallfoundations.org

City Year, Inc
Boston, MA, \$200,000, 2 yrs
For City Year Greater Philadelphia To help fund new development efforts aimed at creating a more diverse and sustainable donor base
Contact Jim Balfanz 215 988 2118 x223
www.cityyear.org

Clean Energy Group, Inc
Montpelier, VT \$400,000, 1 yr
In support of the Harvard Medical Collaborative Clean Power Partnership Project to assess opportunities for using fuel cells to provide reliable power in the hospitals and research facilities
Contact Lewis Milford 802 223 2554

Committee to Encourage Corporate Philanthropy Inc
New York, NY \$200,000, 2 yrs
For the Corporate Giving Initiative In support of an initiative to enhance corporate giving to charitable causes
Contact Paul M Ostergard 212 622 8186

Consumers Union of United States, Inc
Yonkers, NY
I To establish and promote credibility standards for Internet content providers, \$2,700,000, 3 yrs
II To upgrade the Consumers Union e-rating system to rate Web sites on credibility standards, \$720,000, 3 yrs
Contact Charles Bell 914 378 2507
www.consumersunion.org

Earth Force, Inc
Alexandria, VA, \$2,500,000, 5 yrs
In support of continuing operations
Contact Thomas D Martin 703 299 9400
www.earthforce.org

Eisenhower Exchange Fellowships, Inc
Philadelphia, PA \$180,000, 3 yrs
In support of the Philadelphia International Leadership Initiative, which would create five international fellowships annually for emerging leaders from the Philadelphia region
Contact Maureen Minge 215 546 1738
www.eef.org

Eleutherian Mills - Hagley Foundation, Inc
Wilmington, DE, \$105,000 3 yrs
For the Hagley Museum and Library For general operating support for the library and Center for Advanced Study
Contact Michael Nash 302 658 2400 x329
www.hagley.org

The Foundation Center
New York, NY, \$255,000, 3 yrs
For general operating support
Contact Sara L Engelhardt 212 620 4230
www.fdncenter.org

Gateway Visitor Center Corporation
Philadelphia, PA, \$2,200,000 1 yr
In support of enhancements to the Gateway Visitor Center
Contact William W Moore 215 925 6102

The Greater Washington Educational Telecommunications Association, Inc
Arlington, VA, \$2,800,000, 2 yrs
In support of *The NewsHour with Jim Lehrer's Media Unit*, which provides in-depth coverage of the media and the powerful trends that are reshaping the news business
Contact Dan Werner 703 998 2847
www.weta.org

International Foundation for Education and Self-Help
Phoenix, AZ, \$350,000, 1 yr
To support continuation of preliminary work on the Global Sullivan Principles, an international code of conduct setting standards for the workplace and environmental practices of multinational corporations
Contact C T Wright 602 443 1800
www.globalsullivanprinciples.org

Johns Hopkins University
Washington, DC, \$3,900,000, 3 yrs
To continue and expand the Pew International Journalism Program an initiative to encourage American news media to devote more sustained and thoughtful coverage to global issues relevant to the post-cold war era
Contact John Schidlovsky 202 663 7763
www.pewfellowships.org

Local Initiatives Support Corporation
New York, NY
I For the Rural Pennsylvania Initiative, to strengthen the capacity and increase the output of community development corporations in rural Pennsylvania, \$1,750,000, 4 yrs
II To help create an independent Stand Up for Rural America organization devoted to educating policymakers and the public about rural community development work, \$250,000, 18 mos
Contact Sandra Rosenblith 202 785 2908
www.liscnet.org

Local Initiatives Support Corporation
New York, NY \$600,000, 3 yrs
Support for CEOs for Cities to commission and widely disseminate a series of case studies and discussion papers on strategies to make cities more competitive
Contact Lauren Budding 617 495 4955
www.liscnet.org

Manpower Demonstration Research Corporation
New York, NY, \$750,000, 3 yrs
For the Methodological Innovations Initiative To develop and test improved strategies for evaluating the implementation and impacts of social programs, and disseminate the lessons and tools to evaluation practitioners in government, foundations, universities and other research organizations
Contact Thomas Brock 212 532 3200
www.mdrc.org

New America Foundation
Washington, DC, \$1,300,000 3 yrs
For the New America Fellowship Program In support of a national fellowship program to promote solutions-oriented research and writing on public policy issues
Contact Gordon Silverstein 202 986 2700
www.newamerica.net

The Philadelphia Foundation
Philadelphia, PA, \$500,000 1 yr
To shore up and resurface the New Mill House Deck at the Fairmount Waterworks, which would complete restoration work on the public portions of the site
Contact Ernesta Ballard 215 563 6417
www.philafound.org

The Public Agenda Foundation, Inc
New York, NY, \$845,000, 2 yrs
For the State of Civility, Morals and Manners in America To design and complete an in-depth public opinion survey of the state of civility, morals and manners in contemporary America and to conduct focus groups with decision-makers in key sectors to discuss the implications of the findings for their professions
Contact Steve Farkas 212 686 6610 x37
www.publicagenda.org

Trustees of Columbia University in the City of New York
New York, NY, \$5,100,000, 3 yrs
In support of the Project for Excellence in Journalism, an initiative spearheaded by journalists concerned about the purpose and standards of the American news media
Contact Tom Rosenstiel 202 293 4668 x14
www.journalism.org

Trustees of Columbia University in the City of New York
New York, NY, \$30,000, 3 yrs
In support of the College Editors Workshop, a week-long summer forum for editors of college newspapers that seeks to encourage more responsible college journalism
Contact Tom Goldstein 212 854 3572
www.jrn.columbia.edu

Twin Cities Public Television, Inc
St Paul, MN, \$600,000, 2 yrs
In support of a three-part documentary on the life and times of Benjamin Franklin
Contact Catherine Allan 651 222 1717
www.ktca.org

The University of Chicago
Chicago, IL, \$710,000, 1 yr
For the Residential Education Research Project To conduct preliminary research into the impact of residential education on the lives of disadvantaged children and to develop a plan for longer-term research to further illuminate this field
Contact Harold Richman 773 753 5900

University of Richmond
Richmond, VA
I For the Pew Initiative on Food and Biotechnology Education and Media Resource To help ensure that the federal regulatory system appropriately weighs the risks and benefits of agricultural biotechnology now and in the future, \$8,588,000, 2 yrs
II For the Pew Initiative on Food and Biotechnology Stakeholder Forum, \$3,312,000, 2 yrs
Contact Michael Rodemeyer 202 347 9044
www.richmond.edu

WHYY Inc
Philadelphia, PA, \$175,000, 3 yrs
To establish the Pennsylvania Public Radio News Network, an initiative to link the state's 15 public radio stations to increase coverage of statewide policy issues and to foster dialog and increased awareness among the public
Contact Paul Gluck 215 351 2003
www.whyy.org

FINANCIAL SUMMARY

PROGRAM AREA TOTALS 2000

Culture
\$21 941 000 (9 3%)
39 grants

Education
\$24 419 000 (10 4%)
29 grants

Environment
\$52 180 000 (22 1%)
44 grants

Health and Human
Services
\$41 238 000 (17 5%)
179 grants

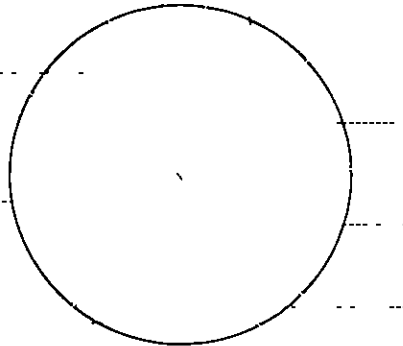
Public Policy
\$25,702 000 (10 9%)
31 grants

Religion
\$26 405 000 (11 2%)
16 grants

Venture Fund
\$31 220 000 (13 3%)
29 grants

Special Distribution
Funding
\$12,500 000 (5 3%)
2 grants

Total \$235 605 000
369 grants



Note

Special Distribution Funding includes \$10 000 000 in support of the Founding Fathers Papers Project \$500 000 to the J Paul Getty Trust in support of the Barnes Foundation and \$2 000 000 as partial support of the Pew Initiative on Food and Biotechnology at the University of Richmond

GRANT DISTRIBUTION BY GRANT SIZE 2000

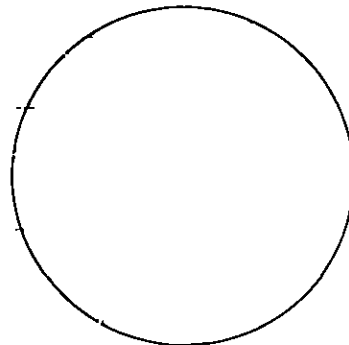
Under \$250 000
215 grants (58%)

\$250 000 to \$499 999
43 grants (12%)

\$500 000 to \$999 999
41 grants (11%)

\$1 000 000 and over
70 grants (19%)

Total
369 grants




GEOGRAPHIC DISTRIBUTION OF GRANTS 2000

Philadelphia Area
\$50 425 000 (22%)
219 grants

National
\$168 158 000 (71%)
139 grants

International
\$17 022 000 (7%)
11 grants

Total \$235 605 000
369 grants



Note

International grants include projects in Canada projects to protect the world's oceans and in support of international journalism

GRANT COMMITMENTS 1990 - 2000

1990	\$147,271,400
1991	\$142,510,300
1992	\$192,332,600
1993	\$166,624,400
1994	\$172,815,600
1995	\$161,662,100
1996	\$195,163,150
1997	\$181,112,500
1998	\$213,535,000
1999	\$250,177,500
2000	\$235,605,000

STAFF LISTING

ADMINISTRATION

Stephanie C Mapp
Executive Assistant
215 575 4798
smapp@pewtrusts.com

MANAGEMENT

Rebecca W Rimel
President & Chief Executive Officer
215 575 4700
rrimel@pewtrusts.com

Melanie M Peiritsch
Assistant, President's Office
215 575 4709
mpeiritsch@pewtrusts.com

Catherine T Murphy
Chief of Staff, Operations
215 575 4713
cmurphy@pewtrusts.com

Aisha J Wiley
Assistant, President's Office
215 575 4791
awiley@pewtrusts.com

Jill C Schiager
Chief of Staff, Programs
215 575 4704
jschiager@pewtrusts.com

LEGAL AFFAIRS

Suzanne Kho
Officer, Program Administration
215 575 4894
skho@pewtrusts.com

Joy A Horwitz
Director, Legal Affairs, and General Counsel
215 575 4748
jhorwitz@pewtrusts.com

Jacquelin Sufak
Officer, Operations
215 575 4768
jsufak@pewtrusts.com

Lawrence K Mendenhall
Officer, Legal Affairs, and Associate General Counsel
215 575 4846
lmendenhall@pewtrusts.com

Patricia K Szuhaj
Officer, Program Administration
215 575 4738
pszuhaj@pewtrusts.com

Sara Dressler Fiks
Officer, Legal Affairs, and Associate General Counsel
215 575 4811
sdressler-fiks@pewtrusts.com

Sarah C A Armour
Associate Program Administration
215 575 4703
sarmour@pewtrusts.com

Karen M Miklosey
Assistant to the Director
215 575 4917
kmiklosey@pewtrusts.com

Laura Shell
Associate, President's Office
215 575 4701
lshell@pewtrusts.com

FINANCE

Henry B Bernstein
Director
215 575 4794
hbernstein@pewtrusts.com

Grants Administration

Bruce C Compton
Grants Information Manager & Archivist
215 575 4815
bcompton@pewtrusts.com

Oi-fan Chan (Channy) Peters
Manager, Grants Administration
215 575 4785
opeters@pewtrusts.com

Garth B Seidel
Manager, Grants Administration
215 575 4841
gseidel@pewtrusts.com

Joann McGuire
Agenda Specialist
215 575 4793
jmcguire@pewtrusts.com

Deborah L Todd
*Grants Administrator/Operations
Coordinator*
215 575 4790
dtodd@pewtrusts.com

Ann E Bryson
Grants Administrator
215 575 4781
abryson@pewtrusts.com

Linda M Chicchi
Grants Administrator
215 575 4787
lchicchi@pewtrusts.com

Mary C DeStefano
Grants Administrator
215 575 4783
mdestefano@pewtrusts.com

Deborah J Gore
Grants Administrator
215 575 4782
dgore@pewtrusts.com

David W Sims
Grants Administrator
215 575 4884
dsims@pewtrusts.com

Carolina S Caletti
Information Management Assistant
215 575 4776
ccaletti@pewtrusts.com

LaTanya A Robinson
Assitant to the Director
215 575 4733
lrobinson@pewtrusts.com

Proposal Coordination

Eugenia Dobron
Proposal Coordinator
215 575 4784
edobron@pewtrusts.com

Linda H Badejo
Word Processor
215 575 4792
lbadejo@pewtrusts.com

Regina A McCall
Word Processor
215 575 4786
rmccall@pewtrusts.com

Margaret J O'Neill
Finance Information Clerk
215 575 4797
moneill@pewtrusts.com

OPERATIONS

Elizabeth A W Williams
Director Administration
215 575 4780
ewilliams@pewtrusts.com

Carol S Lurty
Assistant to the Director
215 575 4845
clurty@pewtrusts.com

Administration

Stacey L Marcin
*Divisional Controller and Manager
of Administration*
215 575 4763
smarcin@pewtrusts.com

Cheryl M Conley
Office Manager
215 575 4925
cconley@pewtrusts.com

Michael K Miley
Accounting Manager
215 575 4764
mmiley@pewtrusts.com

Birgitt S Wirth
Benefits Manager
215 575 4847
bwirth@pewtrusts.com

Hillary M Davie Jr
Benefits Administrator
215 575 4762
hdavie@pewtrusts.com

Amy L Bowman
Office Services Coordinator
215 575 4771
abowman@pewtrusts.com

Colleen M Mulligan
Meeting and Travel Coordinator
215 575 4722
cmulligan@pewtrusts.com

Ana Adorno
Financial Assistant
215 575 4849
adorno@pewtrusts.com

Betty T Ling
Payroll Coordinator
215 575 4766
bling@pewtrusts.com

Garrett C Rattle
Accountant
215 575 4767
grattle@pewtrusts.com

Lisa A Kittrell
Administrative Assistant
215 575 4760
lkittrell@pewtrusts.com

Susan C Edwards
Receptionist
215 575 9050
sedwards@pewtrusts.com

Elizabeth J Leister
Receptionist
215 575 9050
eleister@pewtrusts.com

Michael D Greco
Supplies Coordinator
215 575 4927
mgreco@pewtrusts.com

Cynthia L Kelly
Meeting and Travel Clerk/Assistant
215 575 4716
ckelly@pewtrusts.com

John A Stroman
Mail Coordinator
215 575 4774
jstroman@pewtrusts.com

Mary Ann Tyrell
Office Services Clerk
215 575 4919
mtyrell@pewtrusts.com

Human Resources

Kathleen D Larkin
Chief Human Resources Officer
215 575 4817
klarkin@pewtrusts.com

Andrea P Shelton
Recruiting Manager
215 575 4923
ashelton@pewtrusts.com

Judith Z Grossman
*Interim Training & Development
Administrator*
215 575 4749
jgrossman@pewtrusts.com

Donna L Huddell
Human Resources Assistant
215 575 4714
dhuddell@pewtrusts.com

Sheronda M Whittington
Human Resources Assistant
215 575 4702
swhittington@pewtrusts.com

Tracey A Maguire
Administrative Assistant
215 575 4734
tmaguire@pewtrusts.com

Information Technology

Paul Ratnaraj
Chief Information Officer
215 575 4770
pratnaraj@pewtrusts.com

John H Stockman
Manager, Network Infrastructure
215 575 4795
jstockman@pewtrusts.com

Fredric J Lipton
Network Engineer
215 575 4820
flipton@pewtrusts.com

Kenneth V Miller
Database Administrator
215 575 4777
kmiller@pewtrusts.com

Joseph E Fox
*Technology Training and Support
Administrator*
215 575 4775
jfox@pewtrusts.com

F Deming Love
Webmaster
215 575 4779
dlove@pewtrusts.com

Valentina Kolchinsky
Application Developer
215 575 4879
vkolchinsky@pewtrusts.com

Armando Lio
Network Administrator
215 575 4772
alio@pewtrusts.com

Neal Moffitt
Support Consultant
215 575 4765
nmoffitt@pewtrusts.com

Ernest Reeb
Support Consultant
215 575 4901
ereeb@pewtrusts.com

Laura Oliver
Administrative Assistant
215 575 4808
loliver@pewtrusts.com

Library

C Suzanne Cole
Chief Librarian
215 575 4814
scole@pewtrusts.com

Andrea R Loigman
Systems Librarian
215 575 4809
aloigman@pewtrusts.com

Michael Rissinger
Catalog Librarian
215 575 4922
mrissinger@pewtrusts.com

Susan L Schulster
Library Assistant
215 575 4920
sschulster@pewtrusts.com

PLANNING AND EVALUATION

Michael Dahl
(effective April 2, 2001)
Director, Planning and Evaluation

Lester W Baxter
Planning and Evaluation Officer
215 575 4750
lbaxter@pewtrusts.com

Janet L Kroll
Planning and Evaluation Officer
215 575 4756
jkroll@pewtrusts.com

Suzanne McMurphy
Planning and Evaluation Officer
215 575 4883
smcmurphy@pewtrusts.com

Page E Snow
*Evaluation Officer and Manager of
Organizational Development*
215 575 4754
psnow@pewtrusts.com

Laura M Line
Planning and Evaluation Associate
215 575 4753
lline@pewtrusts.com

Sharon Sturtevant
Planning and Evaluation Associate
215 575 4759
ssturtevant@pewtrusts.com

Sherril L. Beale
Assistant to the Director
215 575 4751
sbeale@pewtrusts.com

Tamika L. Hughes
Administrative Assistant
215 575 4808
thughes@pewtrusts.com

Gila Lemont
Administrative Assistant
215 575 4752
glemont@pewtrusts.com

PUBLIC AFFAIRS

David J. Morse
Director
215 575 4810
dmorse@pewtrusts.com

Barbara Beck
Manager, Public Affairs
215 575 4816
bbeck@pewtrusts.com

James R. Bornemeier
Manager, Public Affairs
215 575 4818
jbornemeier@pewtrusts.com

Sharon E. Gallagher
Manager Public Affairs
215 575 4813
sgallagher@pewtrusts.com

Marshall A. Ledger
Publications Manager
215 575 4805
mledger@pewtrusts.com

Charles R. Miller
Manager, Public Affairs
215 575 4911
cmiller@pewtrusts.com

Ann M. Cinque
Web Content and Publications Specialist
215 575 4802
acinque@pewtrusts.com

Cindy L. Jobbins
Associate, Public Affairs
215 575 4812
cjobbins@pewtrusts.com

Marilyn Mordecai
Assistant to the Director
215 575 4708
mmordecai@pewtrusts.com

Ernestine F. Hunter
Administrative Assistant
215 575 4887
ehunter@pewtrusts.com

April T. Jones
Administrative Assistant
215 575 4895
ajones@pewtrusts.com

Roshonda C. Jones
Administrative Assistant
215 575 4886
rjones@pewtrusts.com

V

THE BOARD OF THE PEW CHARITABLE TRUSTS 2001

Susan W Catherwood

Thomas W Langfitt, M D

Arthur E Pew III

J Howard Pew II

J N Pew, 3rd

J N Pew IV, M D

Mary Catharine Pew

R Anderson Pew

Richard F Pew

Rebecca W Rimel

Robert G Williams

2001