

Form **990-PF**

**Return of Private Foundation  
or Section 4947(a)(1) Nonexempt Charitable Trust  
Treated as a Private Foundation**

**2001**

Department of the Treasury  
Internal Revenue Service

*Note: The organization may be able to use a copy of this return to satisfy state reporting requirements.*

**For calendar year 2001, or tax year beginning , 2001, and ending**

**Check all that apply** Initial return Final return Amended return Address change Name change

**Name of organization**  
THE PEW MEMORIAL TRUST  
THE GLENMEDE TRUST COMPANY 0049-00-1-6

**Room/suite**  
1650 MARKET STREET, SUITE 1200

**City or town, state, and ZIP code**  
PHILADELPHIA, PA 19103-7391

**A Employer identification number**  
23-6234669

**B Telephone number (see page 10 of the instructions)**  
(215) 419-6000

**H Check type of organization**  Section 501(c)(3) exempt private foundation  
 Section 4947(a)(1) nonexempt charitable trust  Other taxable private foundation

**I Fair market value of all assets at end of year (from Part II, col (c), line 16)** 2,846,624,730

**J Accounting method**  Cash  Accrual  
 Other (specify) \_\_\_\_\_

**C** If exemption application is pending check here

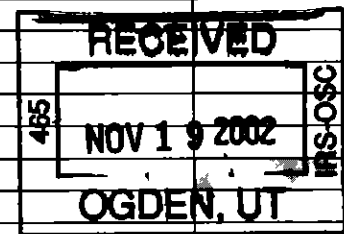
**D 1** Foreign organizations check here

**2** Foreign organizations meeting the 85% test check here and attach computation

**E** If private foundation status was terminated under section 507(b)(1)(A) check here

**F** If the foundation is in a 60-month termination under section 507(b)(1)(B) check here

Part I Analysis of Revenue and Expenses (The total of amounts in columns (b) (c), and (d) may not necessarily equal the amounts in column (a) (see page 10 of the instructions))		(a) Revenue and expenses per books	(b) Net investment income	(c) Adjusted net income	(d) Disbursements for charitable purposes (cash basis only)
<b>1</b> Contributions, gifts, grants, etc. received (attach schedule). Check <input type="checkbox"/> if the foundation is not required to attach Sch. B					
<b>2</b> Distributions from split-interest trusts					
<b>3</b> Interest on savings and temporary cash investments		3,738,378	3,089,667	N/A	
<b>4</b> Dividends and interest from securities		67,778,418	64,279,201		
<b>5 a</b> Gross rents					
<b>b</b> (Net rental income or (loss))					
<b>6 a</b> Net gain or (loss) from sale of assets not on line 10		-11,939,534			
<b>b</b> Gross sales price for all assets on line 6a	2,018,400,800				
<b>7</b> Capital gain net income (from Part IV line 2)			NONE		
<b>8</b> Net short-term capital gain					
<b>9</b> Income modifications					
<b>10 a</b> Gross sales less returns and allowances					
<b>b</b> Less: Cost of goods sold					
<b>c</b> Gross profit or (loss) (attach schedule)					
<b>11</b> Other income (attach schedule)		13,070,325	4,786,836		
<b>12 Total</b> Add lines 1 through 11		72,647,587	72,155,704		
<b>13</b> Compensation of officers, directors, trustees, etc.		7,919,362	7,194,697		724,665
<b>14</b> Other employee salaries and wages					
<b>15</b> Pension plans, employee benefits		196,338			196,338
<b>16 a</b> Legal fees (attach schedule)					
<b>b</b> Accounting fees (attach schedule)					
<b>c</b> Other professional fees (attach schedule)		37,591	37,591		
<b>17</b> Interest					
<b>18</b> Taxes (attach schedule) (see page 14 of the instructions)		1,410,000			
<b>19</b> Depreciation (attach schedule) and depletion					
<b>20</b> Occupancy					
<b>21</b> Travel, conferences and meetings					
<b>22</b> Printing and publications					
<b>23</b> Other expenses (attach schedule)		18,512,667			18,512,667
<b>24 Total operating and administrative expenses</b> Add lines 13 through 23		28,075,958	7,232,288		19,433,670
<b>25</b> Contributions, gifts, grants paid		125,807,383			126,584,560
<b>26 Total expense and disbursements</b> Add lines 24 and 25		153,883,341	7,232,288		146,018,230
<b>27 Subtract</b> line 26 from line 12		-81,235,754			
<b>a</b> Excess of revenue over expense and disbursements					
<b>b</b> Net investment income (if negative, enter -0-)			64,923,416		
<b>c</b> Adjusted net income (if negative, enter -0-)				N/A	



Part II Balance Sheets		Attached schedules and amounts in the description column should be for end-of year amounts only (See instructions)			
		Beginning of year	End of year		
		(a) Book Value	(b) Book Value	(c) Fair Market Value	
Assets	1	Cash - non-interest-bearing	-306,099	2,488,639	2,488,639
	2	Savings and temporary cash investments	135,461,549	34,067,976	34,067,976
	3	Accounts receivable <b>▶ UNSETTLED TRADE</b>			
		Less allowance for doubtful accounts <b>▶</b>	15,160,135	189,469	189,469
	4	Pledges receivable <b>▶</b>			
		Less allowance for doubtful accounts <b>▶</b>			
	5	Grants receivable			
	6	Receivables due from officers directors, trustees, and other disqualified persons (attach schedule) (see page 15 of the instructions)			
	7	Other notes and loans receivable (attach schedule) <b>▶</b>			
		Less allowance for doubtful accounts <b>▶</b>			
	8	Inventories for sale or use			
	9	Prepaid expenses and deferred charges			
	10	a Investments - US and state government obligations (attach schedule)			
		b Investments - corporate stock (attach schedule)			
		c Investments - corporate bonds (attach schedule)			
	11	Investments - land buildings and equipment basis <b>▶</b>			
	Less accumulated depreciation (attach schedule) <b>▶</b>				
12	Investments - mortgage loans				
13	Investments - other (attach schedule)	2,830,724,943	2,764,287,252	2,763,111,693	
14	Land buildings and equipment basis <b>▶</b>				
	Less accumulated depreciation (attach schedule) <b>▶</b>				
15	Other assets (describe <b>▶ PROGRAM RELATED INVESTMENTS</b> )	48,547,629	46,766,953	46,766,953	
16	<b>Total assets</b> (to be completed by all filers - see page 16 of the instructions. Also, see page 1, item I)	3,029,588,157	2,847,800,289	2,846,624,730	
Liabilities	17	Accounts payable and accrued expenses			
	18	Grants payable			
	19	Deferred revenue			
	20	Loans from officers directors trustees, and other disqualified persons			
	21	Mortgages and other notes payable (attach schedule)			
	22	Other liabilities (describe <b>▶ UNSETTLED TRADE</b> )	111,220,930	476,003	
23	<b>Total liabilities</b> (add lines 17 through 22)	111,220,930	476,003		
Net Assets or Fund Balances	<b>Organizations that follow SFAS 117, check here <input type="checkbox"/> and complete lines 24 through 26 and lines 30 and 31.</b>				
	24	Unrestricted			
	25	Temporarily restricted			
	26	Permanently restricted			
	<b>Organizations that do not follow SFAS 117, check here and complete lines 27 through 31 <input checked="" type="checkbox"/></b>				
	27	Capital stock, trust principal, or current funds	2,863,643,642	2,792,598,984	
	28	Paid in or capital surplus or land bldg and equipment fund			
	29	Retained earnings accumulated income endowment, or other funds	54,723,585	54,725,302	
30	<b>Total net assets or fund balances</b> (see page 17 of the instructions)	2,918,367,227	2,847,324,286		
31	<b>Total liabilities and net assets/fund balances</b> (see page 17 of the instructions)	3,029,588,157	2,847,800,289		

**Part III Analysis of Changes in Net Assets or Fund Balances**

1	Total net assets or fund balances at beginning of year - Part II, column (a), line 30 (must agree with end-of-year figure reported on prior year's return)	1	2,918,367,227
2	Enter amount from Part I, line 27a	2	-81,235,754
3	Other increases not included in line 2 (itemize) <b>▶ SEE SCHEDULE ATTACHED</b>	3	10,192,813
4	Add lines 1, 2, and 3	4	2,847,324,286
5	Decreases not included in line 2 (itemize) <b>▶</b>	5	
6	<b>Total net assets or fund balances at end of year</b> (line 4 minus line 5) - Part II, column (b), line 30	6	2,847,324,286

**Part IV Capital Gains and Losses for Tax on Investment Income**

(a) List and describe the kind(s) of property sold (e.g., real estate, 2-story brick warehouse, or common stock, 200 shs MLC Co.)	(b) How acquired P - Purchase D - Donation	(c) Date acquired (mo., day, yr.)	(d) Date sold (mo., day, yr.)
1a SEE SCHEDULE ATTACHED	P	VARIOUS	VARIOUS
b			
c			
d			
e			

(e) Gross sales price	(f) Depreciation allowed (or allowable)	(g) Cost or other basis plus expense of sale	(h) Gain or (loss) (e) plus (f) minus (g)
a 2,018,400,800.		2,044,318,415.	25,917,615-
b			
c			
d			
e			

Complete only for assets showing gain in column (h) and owned by the foundation on 12/31/69

(i) FMV as of 12/31/69	(j) Adjusted basis as of 12/31/69	(k) Excess of col (i) over col (j), if any	(l) Gains (Col (h) gain minus col (k), but not less than -0-) or Losses (from col (h))
a			25,917,615-
b			
c			
d			
e			

2 Capital gain net income or (net capital loss) { If gain, also enter in Part I, line 7 if (loss), enter -0- in Part I, line 7 }	2	25,917,615-
3 Net short-term capital gain or (loss) as defined in sections 1222(5) and (6) If gain, also enter in Part I, line 8, column (c) If (loss), enter -0- in Part I, line 8	3	

**Part V Qualification Under Section 4940(e) for Reduced Tax on Net Investment Income**

(For optional use by domestic private foundations subject to the section 4940(a) tax on net investment income)

If section 4940(d)(2) applies, leave this part blank

Was the organization liable for the section 4942 tax on the distributable amount of any year in the base period?  Yes  No

If "Yes," the organization does not qualify under section 4940(e). Do not complete this part.

1 Enter the appropriate amount in each column for each year, see instructions before making any entries

(a) Base period years Calendar year (or tax year beginning in)	(b) Adjusted qualifying distributions	(c) Net value of noncharitable-use assets	(d) Distribution ratio (col (b) divided by col (c))
2000	163,493,057.	3,056,966,952.	0.05348211464
1999	162,311,044.	3,063,680,711.	0.05297909910
1998	115,804,832.	2,990,089,516.	0.03872955354
1997	153,758,640.	2,833,131,983.	0.05427161209
1996	130,566,120.	2,491,420,445.	0.05240629708

2 Total of line 1, column (d)	2	0.25186867645
3 Average distribution ratio for the 5-year base period - divide the total on line 2 by 5, or by the number of years the foundation has been in existence if less than 5 years	3	0.05037373529
4 Enter the net value of noncharitable-use assets for 2001 from Part X, line 5	4	2,854,416,617.
5 Multiply line 4 by line 3	5	143,787,627.
6 Enter 1% of net investment income (1% of Part I, line 27b)	6	649,234.
7 Add lines 5 and 6	7	144,436,861.
8 Enter qualifying distributions from Part XII, line 4 If line 8 is equal to or greater than line 7, check the box in Part VI, line 1b, and complete that part using a 1% tax rate See the Part VI instructions	8	146,018,230.

Part VII Excise Tax Based on Investment Income (Section 4940(a), 4940(b), 4940(e), or 4948 - see page 18 of the instructions)

Table with 11 rows for excise tax calculation. Includes sub-tables for credits/payments (6a-6d) and a final 'Refunded' amount of 883,467.

Part VII-A Statements Regarding Activities

Table with 11 rows for activity statements. Includes questions about political influence, tax on political expenditures, and state registration. Includes handwritten answers like 'COMMONWEALTH OF PENNSYLVANIA' and 'N/A'.

Part VII-B Statements Regarding Activities for Which Form 4720 May Be Required

File Form 4720 if any item is checked in the "Yes" column, unless an exception applies

1 a During the year did the organization (either directly or indirectly) (1) Engage in the sale or exchange, or leasing of property with a disqualified person? (2) Borrow money from lend money to, or otherwise extend credit to (or accept it from) a disqualified person? (3) Furnish goods, services, or facilities to (or accept them from) a disqualified person? (4) Pay compensation to, or pay or reimburse the expenses of a disqualified person? (5) Transfer any income or assets to a disqualified person (or make any of either available for the benefit or use of a disqualified person)? (6) Agree to pay money or property to a government official? (Exception Check "No" if the organization agreed to make a grant to or to employ the official for a period after termination of government service, if terminating within 90 days) b If any answer is "Yes" to 1a(1)-(6), did any of the acts fail to qualify under the exceptions described in Regulations section 53.4941(d)-3 or in a current notice regarding disaster assistance (see page 19 of the instructions)? Organizations relying on a current notice regarding disaster assistance check here c Did the organization engage in a prior year in any of the acts described in 1a, other than excepted acts, that were not corrected before the first day of the tax year beginning in 2001? 2 Taxes on failure to distribute income (section 4942) (does not apply for years the organization was a private operating foundation defined in section 4942(j)(3) or 4942(j)(5)) a At the end of tax year 2001, did the organization have any undistributed income (lines 6d and 6e, Part XIII) for tax year(s) beginning before 2001? If "Yes" list the years b Are there any years listed in 2a for which the organization is not applying the provisions of section 4942(a)(2) (relating to incorrect valuation of assets) to the year's undistributed income? (If applying section 4942(a)(2) to all years listed answer "No" and attach statement - see page 19 of the instructions) c If the provisions of section 4942(a)(2) are being applied to any of the years listed in 2a, list the years here 3 a Did the organization hold more than a 2% direct or indirect interest in any business enterprise at any time during the year? b If "Yes" did it have excess business holdings in 2001 as a result of (1) any purchase by the organization or disqualified persons after May 26, 1969, (2) the lapse of the 5-year period (or longer period approved by the Commissioner under section 4943(c)(7)) to dispose of holdings acquired by gift or bequest, or (3) the lapse of the 10- 15- or 20-year first phase holding period? (Use Schedule C, Form 4720, to determine if the organization had excess business holdings in 2001) 4 a Did the organization invest during the year any amount in a manner that would jeopardize its charitable purposes? b Did the organization make any investment in a prior year (but after December 31, 1969) that could jeopardize its charitable purpose that had not been removed from jeopardy before the first day of the tax year beginning in 2001? 5 a During the year did the organization pay or incur any amount to (1) Carry on propaganda, or otherwise attempt to influence legislation (section 4945(e)) (2) Influence the outcome of any specific public election (see section 4955), or to carry on directly or indirectly any voter registration drive? (3) Provide a grant to an individual for travel, study, or other similar purposes? (4) Provide a grant to an organization other than a charitable, etc., organization described in section 509(a)(1), (2), or (3) or section 4940(d)(2)? (5) Provide for any purpose other than religious, charitable, scientific, literary, or educational purposes or for the prevention of cruelty to children or animals? b If any answer is "Yes" to 5a(1)-(5), did any of the transactions fail to qualify under the exceptions described in Regulations section 53.4945 or in a current notice regarding disaster assistance (see page 20 of the instructions)? Organizations relying on a current notice regarding disaster assistance check here c If the answer is "Yes" to question 5a(4), does the organization claim exemption from the tax because it maintained expenditure responsibility for the grant? If "Yes" attach the statement required by Regulations section 53.4945-5(d) 6 a Did the organization during the year, receive any funds, directly or indirectly to pay premiums on a personal benefit contract? b Did the organization during the year, pay premiums, directly or indirectly, on a personal benefit contract? If you answered "Yes" to 6b, also file Form 8870

**Part VIII Information About Officers, Directors, Trustees, Foundation Managers, Highly Paid Employees, and Contractors**

**1 List all officers, directors, trustees, foundation managers and their compensation (see page 20 of the instructions)**

(a) Name and address	(b) Title and average hours per week devoted to position	(c) Compensation (If not paid, enter -0-)	(d) Contributions to employee benefit plans and deferred compensation	(e) Expense account other allowances
SEE SCHEDULE ATTACHED		7,919,362	196,338	-0-

**2 Compensation of five highest-paid employees (other than those included on line 1 - see page 21 of the instructions). If none, enter "NONE"**

(a) Name and address of each employee paid more than \$50,000	(b) Title and average hours per week devoted to position	(c) Compensation	(d) Contributions to employee benefit plans and deferred compensation	(e) Expense account other allowances
SEE SCHEDULE ATTACHED		724,045	241,349	

Total number of other employees paid over \$50,000 ▶ 42

**3 Five highest-paid independent contractors for professional services - (see page 21 of the instructions). If none, enter "NONE"**

(a) Name and address of each person paid more than \$50,000	(b) Type of service	(c) Compensation
SEE SCHEDULE ATTACHED		3,736,843

Total number of others receiving over \$50,000 for professional services ▶ NONE

**Part IX Summary of Direct Charitable Activities**

List the foundation's four largest direct charitable activities during the tax year. Include relevant statistical information such as the number of organizations and other beneficiaries served, conferences convened, research papers produced, etc.

	Expenses
1 NONE	
2	
3	
4	

**Part X-B Summary of Program-Related Investments** (see page 21 of the instructions)

Describe the two largest program-related investments made by the foundation during the tax year on lines 1 and 2	Amount
1 NONE	
2	
All other program-related investments See page 22 of the instructions	
3 NONE	
<b>Total.</b> Add lines 1 through 3	

**Part X Minimum Investment Return** (All domestic foundations must complete this part. Foreign foundations, see page 22 of the instructions)

1 Fair market value of assets not used (or held for use) directly in carrying out charitable, etc., purposes		
a Average monthly fair market value of securities	1a	2,897,884,890
b Average of monthly cash balances	1b	
c Fair market value of all other assets (see page 22 of the instructions)	1c	NONE
d <b>Total</b> (add lines 1a, b, and c)	1d	2,897,884,890
e Reduction claimed for blockage or other factors reported on lines 1a and 1c (attach detailed explanation)	1e	
2 Acquisition indebtedness applicable to line 1 assets	2	NONE
3 Subtract line 2 from line 1d	3	2,897,884,890
4 Cash deemed held for charitable activities Enter 1 1/2% of line 3 (for greater amount, see page 23 of the instructions)	4	43,468,273
5 <b>Net value of noncharitable-use assets</b> Subtract line 4 from line 3 Enter here and on Part V, line 4	5	2,854,416,617
6 <b>Minimum investment return</b> Enter 5% of line 5	6	142,720,831

**Part X Distributable Amount** (see page 23 of the instructions) (Section 4942(j)(3) and (j)(5) private operating foundations and certain foreign organizations check here  and do not complete this part)

1 Minimum investment return from Part X, line 6	1	142,720,831
2a Tax on investment income for 2001 from Part VI, line 5	2a	649,234
b Income tax for 2001 (This does not include the tax from Part VI)	2b	12,140
c Add lines 2a and 2b	2c	661,374
3 Distributable amount before adjustments Subtract line 2c from line 1	3	142,059,457
4a Recoveries of amounts treated as qualifying distributions	4a	2,557,853
b Income distributions from section 4947(a)(2) trusts	4b	
c Add lines 4a and 4b	4c	2,557,853
5 Add lines 3 and 4c	5	144,617,310
6 Deduction from distributable amount (see page 23 of the instructions)	6	NONE
7 <b>Distributable amount as adjusted</b> Subtract line 6 from line 5 Enter here and on Part XIII, line 1	7	144,617,310

**Part X Qualifying Distributions** (see page 23 of the instructions)

1 Amounts paid (including administrative expenses) to accomplish charitable, etc., purposes		
a Expenses, contributions, gifts, etc - total from Part I, column (d), line 26	1a	146,018,230
b Program-related investments - Total from Part IX-B	1b	NONE
2 Amounts paid to acquire assets used (or held for use) directly in carrying out charitable, etc., purposes	2	NONE
3 Amounts set aside for specific charitable projects that satisfy the		
a Suitability test (prior IRS approval required)	3a	NONE
b Cash distribution test (attach the required schedule)	3b	NONE
4 <b>Qualifying distributions</b> Add lines 1a through 3b Enter here and on Part V, line 8 and Part XIII, line 4	4	146,018,230
5 Organizations that qualify under section 4940(e) for the reduced rate of tax on net investment income Enter 1% of Part I, line 27b (see page 24 of the instructions)	5	649,234
6 <b>Adjusted qualifying distributions</b> Subtract line 5 from line 4	6	145,368,996

**Note:** The amount on line 6 will be used in Part V, column (b), in subsequent years when calculating whether the foundation qualifies for the section 4940(e) reduction of tax in those years

**Part XIII Undistributed Income** (see page 24 of the instructions)

	(a) Corpus	(b) Years prior to 2000	(c) 2000	(d) 2001
<b>1</b> Distributable amount for 2001 from Part XI line 7				144,617,310
<b>2</b> Undistributed income, if any, as of the end of 2000				
<b>a</b> Enter amount for 2000 only			7,647,882	
<b>b</b> Total for prior years		NONE		
<b>3</b> Excess distributions carryover, if any, to 2001				
<b>a</b> From 1996	NONE			
<b>b</b> From 1997	NONE			
<b>c</b> From 1998	NONE			
<b>d</b> From 1999	NONE			
<b>e</b> From 2000	NONE			
<b>f</b> Total of lines 3a through e	NONE			
<b>4</b> Qualifying distributions for 2001 from Part XII line 4 ▶ 146,018,230				
<b>a</b> Applied to 2000 but not more than line 2a			7,647,882	
<b>b</b> Applied to undistributed income of prior years (Election required - see page 24 of the instructions)		NONE		
<b>c</b> Treated as distributions out of corpus (Election required - see page 24 of the instructions)	NONE			
<b>d</b> Applied to 2001 distributable amount				138,370,348
<b>e</b> Remaining amount distributed out of corpus	NONE			
<b>5</b> Excess distributions carryover applied to 2001 (If an amount appears in column (d) the same amount must be shown in column (a))	NONE			NONE
<b>6</b> Enter the net total of each column as indicated below:				
<b>a</b> Corpus. Add lines 3f, 4c, and 4e. Subtract line 5	NONE			
<b>b</b> Prior years' undistributed income. Subtract line 4b from line 2b		NONE		
<b>c</b> Enter the amount of prior years' undistributed income for which a notice of deficiency has been issued, or on which the section 4942(a) tax has been previously assessed		NONE		
<b>d</b> Subtract line 6c from line 6b. Taxable amount - see page 25 of the instructions		NONE		
<b>e</b> Undistributed income for 2000. Subtract line 4a from line 2a. Taxable amount - see page 25 of the instructions			NONE	
<b>f</b> Undistributed income for 2001. Subtract lines 4d and 5 from line 1. This amount must be distributed in 2002				6,246,962
<b>7</b> Amounts treated as distributions out of corpus to satisfy requirements imposed by section 170(b)(1)(E) or 4942(g)(3) (see page 25 of the instructions)	NONE			
<b>8</b> Excess distributions carryover from 1996 not applied on line 5 or line 7 (see page 25 of the instructions)	NONE			
<b>9</b> Excess distributions carryover to 2002. Subtract lines 7 and 8 from line 6a	NONE			
<b>10</b> Analysis of line 9:				
<b>a</b> Excess from 1997	NONE			
<b>b</b> Excess from 1998	NONE			
<b>c</b> Excess from 1999	NONE			
<b>d</b> Excess from 2000	NONE			
<b>e</b> Excess from 2001	NONE			



**Part XIV Private Operating Foundations** (see page 25 of the instructions and Part VII-A, question 9)

NOT APPLICABLE

**1 a** If the foundation has received a ruling or determination letter that it is a private operating foundation, and the ruling is effective for 2001, enter the date of the ruling ▶

**b** Check box to indicate whether the organization is a private operating foundation described in section  4942(j)(3) or  4942(j)(5)

	Tax year		Prior 3 years		(e) Total
	(a) 2001	(b) 2000	(c) 1999	(d) 1998	
<b>2 a</b> Enter the lesser of the adjusted net income from Part I or the minimum investment return from Part X for each year listed					
<b>b</b> 85% of line 2a					
<b>c</b> Qualifying distributions from Part XII line 4 for each year listed					
<b>d</b> Amounts included in line 2c not used directly for active conduct of exempt activities					
<b>e</b> Qualifying distributions made directly for active conduct of exempt activities. Subtract line 2d from line 2c					
<b>3</b> Complete 3a, b, or c for the alternative test relied upon					
<b>a</b> Assets alternative test enter					
<b>(1)</b> Value of all assets					
<b>(2)</b> Value of assets qualifying under section 4942(j)(3)(B)(i)					
<b>b</b> Endowment alternative test. Enter 2/3 of minimum investment return shown in Part X line 6 for each year listed					
<b>c</b> Support alternative test enter					
<b>(1)</b> Total support other than gross investment income (interest, dividends, rents, payments on securities loans (section 512(a)(5)) or royalties)					
<b>(2)</b> Support from general public and 5 or more exempt organizations as provided in section 4942(j)(3)(B)(ii)					
<b>(3)</b> Largest amount of support from an exempt organization					
<b>(4)</b> Gross investment income					

**Part XV Supplementary Information** (Complete this part only if the organization had \$5,000 or more in assets at any time during the year - see page 26 of the instructions.)

**1 Information Regarding Foundation Managers:**

**a** List any managers of the foundation who have contributed more than 2% of the total contributions received by the foundation before the close of any tax year (but only if they have contributed more than \$5,000) (See section 507(d)(2) )

NONE

**b** List any managers of the foundation who own 10% or more of the stock of a corporation (or an equally large portion of the ownership of a partnership or other entity) of which the foundation has a 10% or greater interest

NONE

---

**2 Information Regarding Contribution, Grant, Gift, Loan, Scholarship, etc., Programs:**

Check here  if the organization only makes contributions to preselected charitable organizations and does not accept unsolicited requests for funds. If the organization makes gifts, grants, etc. (see page 26 of the instructions) to individuals or organizations under other conditions, complete items 2a, b, c, and d

**a** The name, address, and telephone number of the person to whom applications should be addressed

SEE ATTACHED

**b** The form in which applications should be submitted and information and materials they should include

SEE ATTACHED

**c** Any submission deadlines

SEE ATTACHED

**d** Any restrictions or limitations on awards, such as by geographical areas, charitable fields, kinds of institutions, or other factors

SEE ATTACHED

**Part XV** Supplementary Information (continued)

**3 Grants and Contributions Paid During the Year or Approved for Future Payment**

Recipient	If recipient is an individual show any relationship to any foundation manager or substantial contributor	Foundation status of recipient	Purpose of grant or contribution	Amount
Name and address (home or business)				
<p><b>a</b> <i>Paid during the year</i> SEE SCHEDULE ATTACHED</p>				126,584,560
<b>Total</b> . . . . . ▶ <b>3a</b>				126,584,560
<p><b>b</b> <i>Approved for future payment</i> SEE SCHEDULE ATTACHED</p>				236,357,672
<b>Total</b> . . . . . ▶ <b>3b</b>				236,357,672

Part X /I-A Analysis of Income-Producing Activities

Enter gross amounts unless otherwise indicated

Table with 5 columns: (a) Business code, (b) Amount, (c) Exclusion code, (d) Amount, (e) Related or exempt function income. Rows include Program service revenue, Membership dues and assessments, Interest on savings and temporary cash investments, Dividends and interest from securities, Net rental income or (loss) from real estate, Net rental income or (loss) from personal property, Other investment income, Gain or (loss) from sales of assets other than inventory, Net income or (loss) from special events, Gross profit or (loss) from sales of inventory, Other revenue, Subtotal, and Total.

(See worksheet in line 13 instructions on page 26 to verify calculations)

Part X B Relationship of Activities to the Accomplishment of Exempt Purposes

Table with 2 columns: Line No, Explain below how each activity for which income is reported in column (e) of Part XVI-A contributed importantly to the accomplishment of the organization's exempt purposes (other than by providing funds for such purposes) (See page 27 of the instructions). The table contains the text 'NOT APPLICABLE' centered across the rows.

**Part XVII**

**Information Regarding Transfers To and Transactions and Relationships With Noncharitable Exempt Organizations**

		Yes	No
<b>1</b>	Did the organization directly or indirectly engage in any of the following with any other organization described in section 501(c) of the Code (other than section 501(c)(3) organizations) or in section 527, relating to political organizations?		
<b>a</b>	Transfers from the reporting organization to a noncharitable exempt organization of:		
	(1) Cash	<b>1a(1)</b>	X
	(2) Other assets	<b>1a(2)</b>	X
<b>b</b>	Other Transactions:		
	(1) Sales of assets to a noncharitable exempt organization	<b>1b(1)</b>	X
	(2) Purchases of assets from a noncharitable exempt organization	<b>1b(2)</b>	X
	(3) Rental of facilities, equipment, or other assets	<b>1b(3)</b>	X
	(4) Reimbursement arrangements	<b>1b(4)</b>	X
	(5) Loans or loan guarantees	<b>1b(5)</b>	X
	(6) Performance of services or membership or fundraising solicitations	<b>1b(6)</b>	X
<b>c</b>	Sharing of facilities, equipment, mailing lists, other assets, or paid employees	<b>1c</b>	X
<b>d</b>	If the answer to any of the above is "Yes," complete the following schedule. Column (b) should always show the fair market value of the goods, other assets, or services given by the reporting organization. If the organization received less than fair market value in any transaction or sharing arrangement, show in column (d) the value of the goods, other assets, or services received.		

(a) Line no	(b) Amount involved	(c) Name of noncharitable exempt organization	(d) Description of transfers, transactions, and sharing arrangements
N/A			

**2 a** Is the organization directly or indirectly affiliated with, or related to, one or more tax-exempt organizations described in section 501(c) of the Code (other than section 501(c)(3)) or in section 527?  Yes  No

**b** If "Yes," complete the following schedule

(a) Name of organization	(b) Type of organization	(c) Description of relationship
N/A		

Under penalties of perjury, I declare that I have examined this return including accompanying schedules and statements, and to the best of my knowledge and belief it is true, correct, and complete. Declaration of preparer (other than taxpayer or fiduciary) is based on all information of which preparer has any knowledge.

**THE TRINMEDE TRUST COMPANY**  
 BY: *[Signature]* 11/14/2002 TRUSTEE  
 Signature of officer or trustee

<b>Sign Here</b>	<b>Paid Preparer's Use Only</b>	Preparer's signature
		Firm's name (or yours if self-employed), address and ZIP code

**Return by a U.S. Transferor of Property  
 to a Foreign Corporation  
 (under section 367)**

**Part I U S Transferor Information** (see instructions)

Name of transferor <b>The Pew Memorial Trust</b>	Identification number (see instructions) <b>23-6234669</b>
Number street and room or suite no. (if a PO box see instructions) <b>c/o The Glenmede Trust Company, 1650 Market Street, Suite 1200</b>	
City or town, state and ZIP code <b>Philadelphia, PA 19103</b>	

- 1** The following questions apply only if the transferor is a corporation
- a** If the transfer was a section 361(a) or (b) transfer, was the transferor controlled (under section 368(c)) by 5 or fewer domestic corporations?  Yes  No
- b** Did the transferor remain in existence after the transfer?  Yes  No  
 If not, list the controlling shareholder(s) and their identification number(s)

Controlling shareholder	Identification number

- c** If the transferor was a member of an affiliated group filing a consolidated return, was it the parent corporation?  Yes  No  
 If not, list the name and employer identification number (EIN) of the parent corporation

Name of parent corporation	EIN of parent corporation

- 2** If the transferor was a partner in a partnership that was the actual transferor (but is not treated as such under section 367), list the name and EIN of the transferor's partnership

Name of partnership	EIN of partnership
<b>PCT Partners LLC</b>	<b>51-0412836</b>

**Part II Transferee Foreign Corporation Information** (see instructions)

3 Name of transferee (foreign corporation) <b>Pequot Navigator Offshore Fund, Inc</b>	4 Identification number, if any <b>None</b>
5 Address (including country) <b>c/o Hemisphere Mgmt Ltd 9 Church St PO Box HM951 Hamilton HMDX, Bermuda</b>	
6 Place of organization or creation <b>British Virgin Islands</b>	7 Foreign law characterization (see instructions) <b>Corporation</b>
8 Is the transferee foreign corporation a controlled foreign corporation? <span style="float:right"><input type="checkbox"/> Yes <input checked="" type="checkbox"/> No</span>	

**Part III** Information Regarding Transfer of Property (see instructions)

<b>9</b> Date of transfer 10/01/01	<b>10</b> Type of nonrecognition transaction (see instructions) Sec 351
---------------------------------------	--

**11** Description of property transferred  
 Cash - \$19,725,328

- 12** Did this transfer result from a change in the classification of the transferee to that of a foreign corporation?  Yes  No
- 13** Was the transferor required to recognize income under Temporary Regulations sections 1.367(a)-4T through 1.367(a)-6T (e.g., for tainted property, depreciation recapture, branch loss recapture, etc.)?  Yes  No
- 14a** Was intangible property (within the meaning of section 936(h)(3)(B)) transferred pursuant to the transaction?  Yes  No
- b** If yes, describe the nature of the rights to the intangible property that was transferred in the transfer

<b>Please Sign Here</b>	Under penalties of perjury I declare that I have examined this return (including accompanying schedules and statements) and to the best of my knowledge and belief it is true, correct, and complete. Declaration of preparer (other than taxpayer) is based on all information of which preparer has any knowledge.			
	Signature <span style="border-bottom: 1px solid black; display: inline-block; width: 90%;"></span>	Date <span style="border-bottom: 1px solid black; display: inline-block; width: 80%;"></span>	Title <span style="border-bottom: 1px solid black; display: inline-block; width: 80%;"></span>	
<b>Paid Preparer's Use Only</b>	Preparer's signature <span style="border-bottom: 1px solid black; display: inline-block; width: 90%;"></span>	Date <span style="border-bottom: 1px solid black; display: inline-block; width: 80%;"></span>	Check if self-employed <input type="checkbox"/>	Preparer's social security no <span style="border-bottom: 1px solid black; display: inline-block; width: 80%;"></span>
	Firm's name (or yours if self-employed) and address <span style="border-bottom: 1px solid black; display: inline-block; width: 90%;"></span>	EIN <span style="border-bottom: 1px solid black; display: inline-block; width: 80%;"></span>	ZIP code <span style="border-bottom: 1px solid black; display: inline-block; width: 80%;"></span>	

**Return by a U.S. Transferor of Property  
 to a Foreign Corporation  
 (under section 367)**

**Part I U S Transferor Information** (see instructions)

Name of transferor The Pew Memorial Trust	Identification number (see instructions) 23-6234669
Number street and room or suite no. (If a PO box see instructions) c/o The Glenmede Trust Company, 1650 Market Street, Suite 1200	
City or town state and ZIP code Philadelphia, PA 19103	

- 1 The following questions apply only if the transferor is a corporation
- a If the transfer was a section 361(a) or (b) transfer, was the transferor controlled (under section 368(c)) by 5 or fewer domestic corporations?  Yes  No
- b Did the transferor remain in existence after the transfer?  Yes  No  
 If not, list the controlling shareholder(s) and their identification number(s)

Controlling shareholder	Identification number

- c If the transferor was a member of an affiliated group filing a consolidated return, was it the parent corporation?  Yes  No  
 If not, list the name and employer identification number (EIN) of the parent corporation

Name of parent corporation	EIN of parent corporation

- 2 If the transferor was a partner in a partnership that was the actual transferor (but is not treated as such under section 367) list the name and EIN of the transferor's partnership

Name of partnership	EIN of partnership
PCT Partners LLC	51-0412836

**Part II Transferee Foreign Corporation Information** (see instructions)

3 Name of transferee (foreign corporation) OZF Credit Opportunities Fund, Ltd	4 Identification number, if any None
5 Address (including country) c/o Goldman Sachs PO Box 896 GT Harbour Centre, George Town, Cayman Isl.	
6 Place of organization or creation Cayman Islands	7 Foreign law characterization (see instructions) Corporation
8 Is the transferee foreign corporation a controlled foreign corporation? <input type="checkbox"/> Yes <input checked="" type="checkbox"/> No	

For Paperwork Reduction Act Notice, see separate instructions

**Part III** Information Regarding Transfer of Property (see instructions)

<b>9</b> Date of transfer 11/01/01	<b>10</b> Type of nonrecognition transaction (see instructions) Sec 351
---------------------------------------	--

**11** Description of property transferred  
 Cash - \$9,862,664

**12** Did this transfer result from a change in the classification of the transferee to that of a foreign corporation?  Yes  No

**13** Was the transferor required to recognize income under Temporary Regulations sections 1.367(a)-4T through 1.367(a)-6T (e.g. for tainted property depreciation recapture, branch loss recapture, etc.)?  Yes  No

**14a** Was intangible property (within the meaning of section 936(h)(3)(B)) transferred pursuant to the transaction?  Yes  No

**b** If yes, describe the nature of the rights to the intangible property that was transferred in the transfer

**Please Sign Here** Under penalties of perjury I declare that I have examined this return, including accompanying schedules and statements, and to the best of my knowledge and belief it is true, correct, and complete. Declaration of preparer (other than taxpayer) is based on all information of which preparer has any knowledge.

Signature	Date	Title
-----------	------	-------

<b>Paid Preparer's Use Only</b> Preparer's signature	Date	Check if self-employed <input type="checkbox"/>	Preparer's social security no
Firm's name (or yours if self-employed) and address	EIN	ZIP code	



**Return by a U.S. Transferor of Property  
 to a Foreign Corporation  
 (under section 367)**

**Part I U S Transferor Information** (see instructions)

Name of transferor <b>The Pew Memorial Trust</b>	Identification number (see instructions) <b>23-6234669</b>
Number street and room or suite no (If a PO box, see instructions) <b>c/o The Glenmede Trust Company, 1650 Market Street, Suite 1200</b>	
City or town state and ZIP code <b>Philadelphia, PA 19103</b>	

- 1** The following questions apply only if the transferor is a corporation
- a** If the transfer was a section 361(a) or (b) transfer, was the transferor controlled (under section 368(c)) by 5 or fewer domestic corporations?  Yes  No
- b** Did the transferor remain in existence after the transfer?  Yes  No  
 If not, list the controlling shareholder(s) and their identification number(s)

Controlling shareholder	Identification number

- c** If the transferor was a member of an affiliated group filing a consolidated return, was it the parent corporation?  Yes  No  
 If not, list the name and employer identification number (EIN) of the parent corporation

Name of parent corporation	EIN of parent corporation

- 2** If the transferor was a partner in a partnership that was the actual transferor (but is not treated as such under section 367), list the name and EIN of the transferor's partnership

Name of partnership	EIN of partnership
<b>PCT Partners LLC</b>	<b>51-0412836</b>

**Part II Transferee Foreign Corporation Information** (see instructions)

<b>3</b> Name of transferee (foreign corporation) <b>Standard Pacific Capital Offshore Fund, Ltd.</b>	<b>4</b> Identification number, if any <b>None</b>
<b>5</b> Address (including country) <b>c/o MeesPierson 6 John B Gorsiraweg, Willemstad, Curacao Netherlands Ant</b>	
<b>6</b> Place of organization or creation <b>British Virgin Islands</b>	<b>7</b> Foreign law characterization (see instructions) <b>Corporation</b>
<b>8</b> Is the transferee foreign corporation a controlled foreign corporation? <input type="checkbox"/> Yes <input checked="" type="checkbox"/> No	

**Part III** Information Regarding Transfer of Property (see instructions)

<b>9</b> Date of transfer 12/01/01	<b>10</b> Type of nonrecognition transaction (see instructions) Sec 351
---------------------------------------	--

**11** Description of property transferred  
 Cash - \$16,437,790

- 12** Did this transfer result from a change in the classification of the transferee to that of a foreign corporation?  Yes  No
- 13** Was the transferor required to recognize income under Temporary Regulations sections 1.367(a)-4T through 1.367(a)-6T (e.g., for tainted property, depreciation recapture, branch loss recapture, etc.)?  Yes  No
- 14a** Was intangible property (within the meaning of section 936(h)(3)(B)) transferred pursuant to the transaction?  Yes  No
- b** If yes describe the nature of the rights to the intangible property that was transferred in the transfer

<b>Please Sign Here</b>	Under penalties of perjury I declare that I have examined this return including accompanying schedules and statements and to the best of my knowledge and belief it is true correct and complete Declaration of preparer (other than taxpayer) is based on all information of which preparer has any knowledge			
	▶ Signature	▶ Date	▶ Title	
<b>Paid Preparer's Use Only</b>	▶ Preparer's signature	▶ Date	Check if self-employed <input type="checkbox"/>	▶ Preparer's social security no
	▶ Firm's name (or yours if self-employed) and address		▶ EIN	
			▶ ZIP code	

**Return by a U.S. Transferor of Property  
 to a Foreign Corporation  
 (under section 367)**

**Part I U.S. Transferor Information** (see instructions)

Name of transferor The Pew Memorial Trust	Identification number (see instructions) 23-6234669
Number, street, and room or suite no. (If a P.O. box, see instructions) c/o The Glenmede Trust Company, 1650 Market Street, Suite 1200	
City or town, state, and ZIP code Philadelphia, PA 19103	

- 1** The following questions apply only if the transferor is a corporation
- a** If the transfer was a section 361(a) or (b) transfer, was the transferor controlled (under section 368(c)) by 5 or fewer domestic corporations?  Yes  No
- b** Did the transferor remain in existence after the transfer?  Yes  No  
 If not, list the controlling shareholder(s) and their identification number(s)

Controlling shareholder	Identification number

- c** If the transferor was a member of an affiliated group filing a consolidated return, was it the parent corporation?  Yes  No  
 If not, list the name and employer identification number (EIN) of the parent corporation

Name of parent corporation	EIN of parent corporation

- 2** If the transferor was a partner in a partnership that was the actual transferor (but is not treated as such under section 367), list the name and EIN of the transferor's partnership

Name of partnership	EIN of partnership
PCT Partners LLC	51-0412836

**Part II Transferee Foreign Corporation Information** (see instructions)

3 Name of transferee (foreign corporation) DE Shaw Composite International Fund 1	4 Identification number, if any None
5 Address (including country) Bank of Bermuda, PO Box 513GT, 36C Bermuda House, George Town, Cayman Isl	
6 Place of organization or creation Cayman Islands	7 Foreign law characterization (see instructions) Trust
8 Is the transferee foreign corporation a controlled foreign corporation? <span style="float:right"><input type="checkbox"/> Yes <input checked="" type="checkbox"/> No</span>	

**Part III** Information Regarding Transfer of Property (see instructions)

<b>9</b> Date of transfer 12/31/01	<b>10</b> Type of nonrecognition transaction (see instructions) Sec 351
---------------------------------------	--

**11** Description of property transferred  
 Cash - \$16,437,790

**12** Did this transfer result from a change in the classification of the transferee to that of a foreign corporation?  Yes  No

**13** Was the transferor required to recognize income under Temporary Regulations sections 1.367(a)-4T through 1.367(a)-6T (e.g., for tainted property depreciation recapture, branch loss recapture, etc.)?  Yes  No

**14a** Was intangible property (within the meaning of section 936(h)(3)(B)) transferred pursuant to the transaction?  Yes  No

**b** If yes, describe the nature of the rights to the intangible property that was transferred in the transfer

**Please Sign Here** Under penalties of perjury I declare that I have examined this return including accompanying schedules and statements and to the best of my knowledge and belief it is true correct and complete Declaration of preparer (other than taxpayer) is based on all information of which preparer has any knowledge

Signature	Date	Title
-----------	------	-------

<b>Paid Preparer's Use Only</b> Preparer's signature	Date	Check if self-employed <input type="checkbox"/>	Preparer's social security no
Firm's name (or yours if self-employed) and address	EIN	ZIP code	

**Return by a U.S. Transferor of Property  
to a Foreign Corporation  
(under section 367)**

**Part I U S Transferor Information** (see instructions)

Name of transferor <i>The Pew Memorial Trust</i>	Identification number (see instructions) <i>23-6234669</i>
Number, street, and room or suite no. (If a P.O. box, see instructions) <i>40 The Beannade Trust Company, 1650 Market Street, Suite 1000</i>	
City or town, state, and ZIP code <i>Philadelphia, PA 19103-7391</i>	

1 The following questions apply only if the transferor is a corporation

a If the transfer was a section 361(a) or (b) transfer, was the transferor controlled (under section 368(c)) by 5 or fewer domestic corporations?  Yes  No

b Did the transferor remain in existence after the transfer?  Yes  No

If not, list the controlling shareholder(s) and their identification number(s)

Controlling shareholder	Identification number

c If the transferor was a member of an affiliated group filing a consolidated return, was it the parent corporation?  Yes  No

If not, list the name and employer identification number (EIN) of the parent corporation

Name of parent corporation	EIN of parent corporation

2 If the transferor was a partner in a partnership that was the actual transferor (but is not treated as such under section 367), list the name and EIN of the transferor's partnership

Name of partnership	EIN of partnership
<i>Dover Street IV LP</i>	<i>04-3456831</i>

**Part II Transferee Foreign Corporation Information** (see instructions)

3 Name of transferee (foreign corporation)

*Dover Street IV LTA*

4 Identification number, if any

*NONE*

5 Address (including country)

*Cedar House, 41 Cedar Avenue, Hamilton HM12 Bermuda*

6 Place of organization or creation

*BERMUDA*

7 Foreign law characterization (see instructions) *CORPORATION*

8 Is the transferee foreign corporation a controlled foreign corporation?  Yes  No

**Part III Information Regarding Transfer of Property** (see instructions)

9 Date of transfer VARIOUS IN 2001 10 Type of nonrecognition transaction (see instructions) Sec 351

11 Description of property transferred  
CASH - 3,095,522.

- 12 Did this transfer result from a change in the classification of the transferee to that of a foreign corporation?  Yes  No
- 13 Was the transferor required to recognize income under Temporary Regulations sections 1.367(a)-4T through 1.367(a)-6T (e.g. for tainted property depreciation recapture branch loss recapture etc)?  Yes  No
- 14a Was intangible property (within the meaning of section 936(h)(3)(B)) transferred pursuant to the transaction?  Yes  No
- b If yes describe the nature of the rights to the intangible property that was transferred in the transfer

<b>Please Sign Here</b>	Under penalties of perjury I declare that I have examined this return including accompanying schedules and statements and to the best of my knowledge and belief it is true correct and complete Declaration of preparer (other than taxpayer) is based on all information of which preparer has any knowledge			
	Signature		Date	Title
<b>Paid Preparer's Use Only</b>	Preparer's signature	Date	Check if self-employed <input type="checkbox"/>	Preparer's social security no
	Firm's name (or yours if self-employed) and address	EIN	ZIP code	



Form **926**

(Rev. October 1998)

Department of the Treasury  
Internal Revenue Service

**Return by a U.S. Transferor of Property  
to a Foreign Corporation  
(under section 367)**

OMB No 1545 0026

**Part I U.S. Transferor Information** (see instructions)

Name of transferor: The Pew Memorial Trust Identification number (see instructions): 23-6234669

Number, street, and room or suite no. (If a P.O. box, see instructions): C/O THE GLENMEDE TRUST COMPANY, 1650 MARKET STREET, SUITE 1200  
City or town, state, and ZIP code: PHILADELPHIA, PA 19103-7391

- 1 The following questions apply only if the transferor is a corporation
- a If the transfer was a section 367(a) or (b) transfer, was the transferor controlled (under section 368(c)) by 5 or fewer domestic corporations?  Yes  No
  - b Did the transferor remain in existence after the transfer?  Yes  No  
If not, list the controlling shareholder(s) and their identification number(s)

Controlling shareholder	Identification number

- c If the transferor was a member of an affiliated group filing a consolidated return, was it the parent corporation?  Yes  No  
If not, list the name and employer identification number (EIN) of the parent corporation

Name of parent corporation	EIN of parent corporation

- 2 If the transferor was a partner in a partnership that was the actual transferor (but is not treated as such under section 367) list the name and EIN of the transferor's partnership

Name of partnership	EIN of partnership
<u>ATLAS VENTURE FUND VI L.P.</u>	<u>04354778</u>

**Part II Transferee Foreign Corporation Information** (see instructions)

3 Name of transferee (foreign corporation): AVIVIAS SA 4 Identification number, if any: NONE

5 Address (including country): C/O ATLAS VENTURE FUND VI L.P., 222 BERKELEY STREET, BOSTON, MA 02116

6 Place of organization or creation: PARIS FRANCE 7 Foreign law characterization (see instructions): CORPORATION

8 Is the transferee foreign corporation a controlled foreign corporation?  Yes  No

**Part III Information Regarding Transfer of Property** (see instructions)

9 Date of transfer 11/19/01 10 Type of nonrecognition transaction (see instructions) SEC. 351

11 Description of property transferred  
CASH - \$ 430,944

- 12 Did this transfer result from a change in the classification of the transferee to that of a foreign corporation?  Yes  No
- 13 Was the transferor required to recognize income under Temporary Regulations sections 1.367(a)-4T through 1.367(a)-6T (e.g., for tainted property, depreciation recapture, branch loss recapture, etc.)?  Yes  No
- 14a Was intangible property (within the meaning of section 936(h)(3)(B)) transferred pursuant to the transaction?  Yes  No
- b If yes, describe the nature of the rights to the intangible property that was transferred in the transfer

<b>Please Sign Here</b>	Under penalties of perjury I declare that I have examined this return, including accompanying schedules and statements, and to the best of my knowledge and belief it is true, correct, and complete. Declaration of preparer (other than taxpayer) is based on all information of which preparer has any knowledge.			
	Signature	Date	Title	
<b>Paid Preparer's Use Only</b>	Preparer's signature	Date	Check if self-employed <input type="checkbox"/>	Preparer's social security no.
	Firm's name (or yours if self-employed), and address	EIN		
				ZIP code





**Return by a U.S. Transferor of Property  
to a Foreign Corporation  
(under section 367)**

**Part I** U S Transferor Information (see instructions)

Name of transferor <i>The Pew Memorial Trust</i>	Identification number (see instructions) <i>23-6234669</i>
Number, street, and room or suite no. (if a P.O. box see instructions) <i>c/o The Hanmade Trust Company, 1650 Market Street, Suite 1000</i>	
City or town, state, and ZIP code <i>Philadelphia, PA 19103-7391</i>	

- 1 The following questions apply only if the transferor is a corporation
- a If the transfer was a section 361(a) or (b) transfer, was the transferor controlled (under section 368(c)) by 5 or fewer domestic corporations?  Yes  No
- b Did the transferor remain in existence after the transfer?  Yes  No  
If not, list the controlling shareholder(s) and their identification number(s)

Controlling shareholder	Identification number

- c If the transferor was a member of an affiliated group filing a consolidated return, was it the parent corporation?  Yes  No  
If not, list the name and employer identification number (EIN) of the parent corporation

Name of parent corporation	EIN of parent corporation

- 2 If the transferor was a partner in a partnership that was the actual transferor (but is not treated as such under section 367) list the name and EIN of the transferor's partnership

Name of partnership	EIN of partnership

**Part II** Transferee Foreign Corporation Information (see instructions)

3 Name of transferee (foreign corporation) <i>UBS (CAYMAN ISLANDS) LTD</i>	4 Identification number, if any <i>NONE</i>
5 Address (including country) <i>UBS HOUSE, 227 ELGIN AVENUE, GEORGETOWN, GRAND CAYMAN, CAYMAN ISLANDS</i>	
6 Place of organization or creation <i>CAYMAN ISLANDS</i>	7 Foreign law characterization (see instructions) <i>CORPORATION</i>
8 Is the transferee foreign corporation a controlled foreign corporation? <input type="checkbox"/> Yes <input checked="" type="checkbox"/> No	

**Part III Information Regarding Transfer of Property** (see instructions)

9 Date of transfer 3/1/2001 10 Type of nonrecognition transaction (see instructions) SEC. 351

11 Description of property transferred  
CASH - \$ 26,360,000.

- 12 Did this transfer result from a change in the classification of the transferee to that of a foreign corporation?  Yes  No
- 13 Was the transferor required to recognize income under Temporary Regulations sections 1.367(a)-4T through 1.367(a)-6T (e.g., for tainted property, depreciation recapture, branch loss recapture, etc.)?  Yes  No
- 14a Was intangible property (within the meaning of section 936(h)(3)(B)) transferred pursuant to the transaction?  Yes  No
  - b If yes describe the nature of the rights to the intangible property that was transferred in the transfer

<b>Please Sign Here</b>	Under penalties of perjury I declare that I have examined this return including accompanying schedules and statements and to the best of my knowledge and belief it is true correct and complete Declaration of preparer (other than taxpayer) is based on all information of which preparer has any knowledge			
	Signature	Date	Title	
<b>Paid Preparer's Use Only</b>	Preparer's signature	Date	Check if self employed <input type="checkbox"/>	Preparer's social security no
	Firm's name (or yours if self-employed) and address		EIN	
			ZIP code	



**Return by a U.S. Transferor of Property  
to a Foreign Corporation  
(under section 367)**

**Part I** U.S. Transferor Information (see instructions)

Name of transferor <i>The Pew Memorial Trust</i>	Identification number (see instructions) <i>23-6234669</i>
Number, street, and room or suite no. (if a P.O. box, see instructions) <i>c/o The Glenmede Trust Company, 1650 Market Street, Suite 1000</i>	
City or town, state, and ZIP code <i>Philadelphia, PA 19103-7391</i>	

- 1 The following questions apply only if the transferor is a corporation
- a If the transfer was a section 361(a) or (b) transfer, was the transferor controlled (under section 368(c)) by 5 or fewer domestic corporations?  Yes  No
- b Did the transferor remain in existence after the transfer?  Yes  No  
If not, list the controlling shareholder(s) and their identification number(s)

Controlling shareholder	Identification number

- c If the transferor was a member of an affiliated group filing a consolidated return, was it the parent corporation?  Yes  No  
If not, list the name and employer identification number (EIN) of the parent corporation

Name of parent corporation	EIN of parent corporation

- 2 If the transferor was a partner in a partnership that was the actual transferor (but is not treated as such under section 367), list the name and EIN of the transferor's partnership

Name of partnership	EIN of partnership

**Part II** Transferee Foreign Corporation Information (see instructions)

3 Name of transferee (foreign corporation) <i>FAR ALLON CAPITAL OFFSHORE INVESTORS, INC.</i>	4 Identification number, if any <i>NONE</i>
5 Address (including country) <i>c/o GOLDMAN SACHS CAYMAN (TRUST) LTD, HARBOUR CENTRE, P.O. BOX 896 CAYMAN ISLANDS</i>	7 Foreign law characterization (see instructions) <i>CORPORATION</i>
6 Place of organization or creation <i>BRITISH WEST INDIES / CAYMAN ISLANDS</i>	8 Is the transferee foreign corporation a controlled foreign corporation? <input type="checkbox"/> Yes <input checked="" type="checkbox"/> No

**Part III Information Regarding Transfer of Property** (see instructions)

9 Date of transfer 3/1/01 10 Type of nonrecognition transaction (see instructions) SEC. 351

11 Description of property transferred  
CASH - \$10,000,000

- 12 Did this transfer result from a change in the classification of the transferee to that of a foreign corporation?  Yes  No
- 13 Was the transferor required to recognize income under Temporary Regulations sections 1.367(a)-4T through 1.367(a)-6T (e.g., for tainted property, depreciation recapture, branch loss recapture, etc.)?  Yes  No
- 14a Was intangible property (within the meaning of section 936(h)(3)(B)) transferred pursuant to the transaction?  Yes  No
- b If yes, describe the nature of the rights to the intangible property that was transferred in the transfer

<b>Please Sign Here</b>	Under penalties of perjury I declare that I have examined this return, including accompanying schedules and statements, and to the best of my knowledge and belief it is true, correct, and complete. Declaration of preparer (other than taxpayer) is based on all information of which preparer has any knowledge.			
	Signature	Date	Title	
<b>Paid Preparer's Use Only</b>	Preparer's signature	Date	Check if self-employed <input type="checkbox"/>	Preparer's social security no.
	Firm's name (or yours if self-employed) and address		EIN	
			ZIP code	



Form **926**

(Rev. October 1998)

Department of the Treasury  
Internal Revenue Service

# Return by a U.S. Transferor of Property to a Foreign Corporation (under section 367)

OMB No 1545-0026

## Part I U.S. Transferor Information (see instructions)

Name of transferor <i>The Pew Memorial Trust</i>	Identification number (see instructions) <i>23-6234669</i>
Number, street, and room or suite no. (If a P.O. box, see instructions) <i>c/o The Glenmark Trust Company, 1650 Market Street, Suite 1200</i>	
City or town, state, and ZIP code <i>Philadelphia, PA 19103-7391</i>	

1 The following questions apply only if the transferor is a corporation

- a If the transfer was a section 361(a) or (b) transfer, was the transferor controlled (under section 368(c)) by 5 or fewer domestic corporations?  Yes  No
- b Did the transferor remain in existence after the transfer?  Yes  No  
If not, list the controlling shareholder(s) and their identification number(s)

Controlling shareholder	Identification number

- c If the transferor was a member of an affiliated group filing a consolidated return, was it the parent corporation?  Yes  No  
If not, list the name and employer identification number (EIN) of the parent corporation

Name of parent corporation	EIN of parent corporation

2 If the transferor was a partner in a partnership that was the actual transferor (but is not treated as such under section 367), list the name and EIN of the transferor's partnership

Name of partnership	EIN of partnership

## Part II Transferee Foreign Corporation Information (see instructions)

3 Name of transferee (foreign corporation) <i>Blackstone FICapital Partners (Cayman) L.P.</i>	4 Identification number, if any <i>13-4116626</i>
5 Address (including country) <i>c/o Walker Walker House, Mary Street, Georgetown, P.O. Box 2656T</i>	<i>GRAND CAYMAN, CAYMAN ISLANDS</i>
6 Place of organization or creation <i>CAYMAN ISLANDS</i>	7 Foreign law characterization (see instructions) <i>CORPORATION</i>
8 Is the transferee foreign corporation a controlled foreign corporation? <input type="checkbox"/> Yes <input checked="" type="checkbox"/> No	

For Paperwork Reduction Act Notice, see separate instructions

Cat No 16982D

Form **926** (Rev. 10-98)

- Opus Specialty Limited*
- BCP Wireless Cayman Corp.*

**Part III Information Regarding Transfer of Property** (see instructions)

9 Date of transfer Various in 2001 10 Type of nonrecognition transaction (see instructions) Sec. 351

11 Description of property transferred  
Cash - \$541,792.

- 12 Did this transfer result from a change in the classification of the transferee to that of a foreign corporation?  Yes  No
- 13 Was the transferor required to recognize income under Temporary Regulations sections 1.367(a)-4T through 1.367(a)-6T (e.g., for tainted property, depreciation recapture, branch loss recapture, etc.)?  Yes  No
- 14a Was intangible property (within the meaning of section 936(h)(3)(B)) transferred pursuant to the transaction?  Yes  No
- b If yes, describe the nature of the rights to the intangible property that was transferred in the transfer

<b>Please Sign Here</b>	Under penalties of perjury I declare that I have examined this return including accompanying schedules and statements and to the best of my knowledge and belief it is true correct and complete Declaration of preparer (other than taxpayer) is based on all information of which preparer has any knowledge			
	Signature _____		Date _____	Title _____
<b>Paid Preparer's Use Only</b>	Preparer's signature _____	Date _____	Check if self-employed <input type="checkbox"/>	Preparer's social security no _____
	Firm's name (or yours if self employed) and address _____	EIN _____	ZIP code _____	



**Return by a U.S. Transferor of Property  
 to a Foreign Corporation  
 (under section 367)**

**Part I** U.S. Transferor Information (see instructions)

Name of transferor <i>The Pew Memorial Trust</i>	Identification number (see instructions) <i>23-6234669</i>
Number, street, and room or suite no. (If a P.O. box, see instructions) <i>c/o The Pennwoods Trust Company, 1650 Market Street Suite 1200</i>	
City or town, state, and ZIP code <i>Philadelphia, PA 19103-7391</i>	

- 1 The following questions apply only if the transferor is a corporation
- a If the transfer was a section 361(a) or (b) transfer, was the transferor controlled (under section 368(c)) by 5 or fewer domestic corporations?  Yes  No
- b Did the transferor remain in existence after the transfer?  Yes  No  
 If not, list the controlling shareholder(s) and their identification number(s)

Controlling shareholder	Identification number

- c If the transferor was a member of an affiliated group filing a consolidated return, was it the parent corporation?  Yes  No  
 If not, list the name and employer identification number (EIN) of the parent corporation

Name of parent corporation	EIN of parent corporation

- 2 If the transferor was a partner in a partnership that was the actual transferor (but is not treated as such under section 367), list the name and EIN of the transferor's partnership

Name of partnership	EIN of partnership

**Part II** Transferee Foreign Corporation Information (see instructions)

3 Name of transferee (foreign corporation) <i>* BLACKSTONE FIZ CAPITAL PARTNERS (CAYMAN) LP.</i>	4 Identification number, if any <i>13-4130013</i>
5 Address (including country) <i>c/o WALKER WALKER HOUSE, MARY STREET, GEORGETOWN, P.O. BOX 2656T, GRAND CAYMAN, CAYMAN ISLANDS</i>	
6 Place of organization or creation <i>CAYMAN ISLANDS</i>	7 Foreign law characterization (see instructions) <i>CORPORATION</i>
8 Is the transferee foreign corporation a controlled foreign corporation? <input type="checkbox"/> Yes <input checked="" type="checkbox"/> No	

- \* 1. Callahan Nordrhein-Westfalen GMBH
- \* 2. Callahan Baden-Wuerttemberg GMBH
- \* 3. De TeKabeldeurce Baden-Wuerttemberg GMBH +  
De TeKabeldeurce Nordrhein-Westfalen

**Part III Information Regarding Transfer of Property** (see instructions)

9 Date of transfer various in 2001 10 Type of nonrecognition transaction (see instructions) Sec. 351

11 Description of property transferred  
Cash - \$110,110.

- 12 Did this transfer result from a change in the classification of the transferee to that of a foreign corporation?  Yes  No
- 13 Was the transferor required to recognize income under Temporary Regulations sections 1.367(a)-4T through 1.367(a)-6T (e.g. for tainted property, depreciation recapture, branch loss recapture, etc.)?  Yes  No
- 14a Was intangible property (within the meaning of section 936(h)(3)(B)) transferred pursuant to the transaction?  Yes  No
- b If yes, describe the nature of the rights to the intangible property that was transferred in the transfer

<b>Please Sign Here</b>	Under penalties of perjury I declare that I have examined this return, including accompanying schedules and statements, and to the best of my knowledge and belief it is true, correct, and complete. Declaration of preparer (other than taxpayer) is based on all information of which preparer has any knowledge.			
	Signature _____		Date _____	Title _____
<b>Paid Preparer's Use Only</b>	Preparer's signature _____	Date _____	Check if self employed <input type="checkbox"/>	Preparer's social security no. _____
	Firm's name (or yours if self employed) and address _____		EIN _____	
			ZIP code _____	





(Rev July 1998)

▶ Attach to your tax return

Department of the Treasury  
Internal Revenue Service

▶ If you received this form from a partnership, S corporation, or trust, see the instructions

Attachment  
Sequence No **71**

Investor's name(s) shown on return

Investor's identifying number

Investor's tax year ended

*The Pew Memorial Trust*

*23-6234669*

*12/31/01*

	(a) Tax Shelter Name	(b) Tax Shelter Registration Number (11-digit number)	(c) Tax Shelter Identifying Number
1	<i>ARBY BROADCAST PARTNERS, III LP</i>	<i>97042000063</i>	<i>04-3350018</i>
2			
3			
4			
5			
6			
7			
8			
9			
10			

**General Instructions**

Section references are to the Internal Revenue Code

**Purpose of Form**

Use Form 8271 to report the tax shelter registration number the IRS assigns to certain tax shelters required to be registered under section 6111 ('registration- required tax shelters ') and to report the name and identifying number of the tax shelter This information must be reported even if the particular interest is producing net income for the filer of Form 8271 Use additional forms to report more than 10 tax shelter registration numbers

**Note** A tax shelter registration number does not indicate that the tax shelter or its claimed tax benefits have been reviewed examined or approved by the IRS

**Who Must File**

Any person claiming or reporting any deduction loss credit, or other tax benefit or reporting any income on any tax return from an interest purchased or otherwise acquired in a registration- required tax shelter must file Form 8271 If you are an investor in a partnership or an S corporation look at item G, Schedule K-1 (Form 1065), or item C, Schedule K-1 (Form 1120S) If a tax shelter registration number or the words 'Applied for' appear there, then the entity is a registration- required tax shelter If the interest is purchased or otherwise acquired by a pass-through entity both the pass-through entity and its partners, shareholders, or beneficiaries must file Form 8271

A pass-through entity that is the registration- required tax shelter does not have to prepare Form 8271 and give copies to its partners, shareholders or beneficiaries unless the pass-through entity itself has invested in a registration- required tax shelter

In certain cases, a tax shelter that does not expect to reduce the cumulative tax liability of any investor during the 5-year period ending after the date the investment is first offered for sale may be considered a "projected income investment " Such a tax shelter will not have to register, and thus not have to furnish a tax shelter registration number to investors, unless and until it ceases to be a projected income investment It is possible, therefore, that you may not be furnished a tax shelter registration number, and not have to report it, for several years after you purchase or otherwise acquire your interest in the tax shelter If you are later furnished a tax shelter registration number because the tax shelter ceased to be a projected income investment follow these instructions However, you must file Form 8271 only for tax years ending on or after the date the tax shelter ceases to be a projected income investment

**Note** Even if you have an interest in a registration- required tax shelter, you do not have to file Form 8271 if you did not claim or report any deduction, loss, credit, or other tax benefit, or report any income on your tax return from an interest in the registration- required tax shelter This could occur, for example if for a particular year you are unable to claim any portion of a loss because of the passive activity loss limitations, and that loss is the only tax item reported to you from the shelter

**Filing Form 8271**

Attach Form 8271 to any return on which a deduction, loss credit, or other tax benefit is claimed or reported, or any income reported, from an interest in a registration- required tax shelter These returns include applications for tentative refunds (Forms 1045 and 1139) and amended returns (Forms 1040X and 1120X)

**Furnishing Copies of Form 8271 to Investors**

A pass-through entity that has invested in a registration- required tax shelter must furnish copies of its Form 8271 to its partners, shareholders, or beneficiaries

However, in the case where (a) the pass-through entity acquired at least a 50% interest in one tax year in a registered tax shelter (and in which it had not held an interest in a prior year), and (b) the investment would not meet the definition of a tax shelter immediately following the acquisition if it had been offered for sale at that time, the pass-through entity need not distribute copies of Form 8271 to its investors The pass-through entity alone is required to prepare Form 8271 and include it with the entity tax return

**Penalty For Not Including Registration Number on Return**

A \$250 penalty will be charged for each failure to include a tax shelter registration number on a return on which it is required to be included unless the failure is due to reasonable cause

**Specific Instructions Investor's Identifying Number**

Enter the social security number or employer identification number shown on the return to which this Form 8271 is attached

**Investor's Tax Year Ended**

Enter the date the tax year ended for the return to which this Form 8271 is attached

**Investor Reporting of Tax Shelter Registration Number**

Department of the Treasury  
Internal Revenue Service

▶ Attach to your tax return

▶ If you received this form from a partnership, S corporation, or trust, see the instructions.

Attachment  
Sequence No. **71**

Investor's name(s) shown on return

*The Pew Memorial Trust*  
**CROW FAMILY HOLDINGS REALTY PARTNERS, L.P.**

Investor's identifying number

*23-6234669*  
**75-2727421**

Investor's tax year ended

*12/31/01*  
**12/31/2001**

	(a) Tax Shelter Name	(b) Tax Shelter Registration Number (11-digit number)	(c) Tax Shelter Identifying Number
1	<b>KIMPTON DEVELOPMENT</b>		
2	<b>OPPORTUNITY FUND, L.P.</b>	<b>99063000041</b>	<b>94-3279901</b>
3			
4			
5			
6			
7			
8			
9			
10			

**General Instructions**

Section references are to the Internal Revenue Code

**Purpose of Form**

Use Form 8271 to report the tax shelter registration number the IRS assigns to certain tax shelters required to be registered under section 6111 ("registration-required tax shelters") and to report the name identifying number of the tax shelter. This information must be reported even if the particular interest is producing net income for the filer of Form 8271. Use additional forms to report more than 10 tax shelter registration numbers.

**Note.** A tax shelter registration number does not indicate that the tax shelter or its claimed tax benefits have been reviewed, examined, or approved by the IRS.

**Who Must File**

Any person claiming or reporting any deduction, loss, credit, or other tax benefit, or reporting any income on any tax return from an interest purchased or otherwise acquired in a registration-required tax shelter must file Form 8271. If you are an investor in a partnership or an S corporation, look at item G, Schedule K-1 (Form 1065), or item C, Schedule K-1 (Form 1120S). If a tax shelter registration number or the words "Applied for" appear there, then the entity is a registration-required tax shelter. If the interest is purchased or otherwise acquired by a pass-through entity, both the pass-through entity and its partners, shareholders, or beneficiaries must file Form 8271.

A pass-through entity that is the registration-required tax shelter does not have to prepare Form 8271 and give copies to its partners, shareholders, or beneficiaries unless the pass-through entity itself has invested in a registration-required tax shelter.

In certain cases, a tax shelter that does not expect to reduce the cumulative tax liability of any investor during the 5-year period ending after the date the investment is first offered for sale may be considered a "projected income investment." Such a tax shelter will not have to register, and thus not have to furnish a tax shelter registration number to investors, unless and until it ceases to be a projected income investment. It is possible, therefore, that you may not be furnished a tax shelter registration number, and not have to report it, for several years after you purchase or otherwise acquire your interest in the tax shelter. If you are later furnished a tax shelter registration number because the tax shelter ceased to be a projected income investment, follow these instructions. However, you must file Form 8271 only for tax years ending on or after the date the tax shelter ceases to be a projected income investment.

**Note.** Even if you have an interest in a registration-required tax shelter, you do not have to file Form 8271 if you did not claim or report any deduction, loss, credit, or other tax benefit, or report any income on your tax return from an interest in the registration-required tax shelter. This could occur, for example, if for a particular year you are unable to claim any portion of a loss because of the passive activity loss limitations, and that loss is the only tax item reported to you from the shelter.

**Filing Form 8271**

Attach Form 8271 to any return on which a deduction, loss, credit, or other tax benefit is claimed or reported, or any income reported, from an interest in a registration-required tax shelter. These returns include applications for tentative refunds (Form 1045 and 1139) and amended returns (Form 1040X and 1120X).

**Furnishing Copies of Form 8271 to Investors**

A pass-through entity that has invested in a registration-required tax shelter must furnish copies of its Form 8271 to its partners, shareholders, or beneficiaries.

However, in the case where (a) the pass-through entity acquired at least a 50% interest in one tax year in a registered tax shelter (and in which it had not held an interest in a prior year), and (b) the investment would not meet the definition of a tax shelter immediately following the acquisition if it had been offered for sale at that time, the pass-through entity need not distribute copies of Form 8271 to its investors. The pass-through entity alone is required to prepare Form 8271 and include it with the entity tax return.

**Penalty for Not Including Registration Number on Return**

A \$250 penalty will be charged for each failure to include a tax shelter registration number on a return on which it is required to be included unless the failure is due to reasonable cause.

**Specific Instructions Investor's Identifying Number**

Enter the social security number or employer identification number shown on the return to which this Form 8271 is attached.

**Investor's Tax Year Ended**

Enter the date the tax year ended for the return to which this Form 8271 is attached.

**Investor Reporting of Tax Shelter Registration Number**

▶ Attach to your tax return

▶ If you received this form from a partnership, S corporation, or trust, see the instructions

Investor's name(s) shown on return

*The Pew Memorial Trust*  
**BEACON CAPITAL STRATEGIC PARTNERS, L.P.**

Investor's identifying number

*23-6234689*  
**04-3483915**

Investor's tax year ended

*12/31/01*  
**12/31/2001**

	(a) Tax Shelter Name	(b) Tax Shelter Registration Number (11-digit number)	(c) Tax Shelter Identifying Number
1	<b>METRO CENTER PARCEL 2 ASSOCIATES</b>	<b>86343000179</b>	
2	<b>LLC</b>		
3			
4			
5			
6			
7			
8			
9			
10			

**General Instructions**

Section references are to the Internal Revenue Code

**Purpose of Form**

Use Form 8271 to report the tax shelter registration number the IRS assigns to certain tax shelters required to be registered under section 6111

("registration-required tax shelters") and to report the name identifying number of the tax shelter. This information must be reported even if the particular interest is producing net income for the filer of Form 8271. Use additional forms to report more than 10 tax shelter registration numbers.

**Note:** A tax shelter registration number does not indicate that the tax shelter or its claimed tax benefits have been reviewed, examined, or approved by the IRS.

**Who Must File**

Any person claiming or reporting any deduction, loss, credit, or other tax benefit, or reporting any income on any tax return from an interest purchased or otherwise acquired in a registration-required tax shelter must file Form 8271. If you are an investor in a partnership or an S corporation, look at item G, Schedule K-1 (Form 1065) or item C, Schedule K-1 (Form 1120S). If a tax shelter registration number or the words "Applied for" appear there, then the entity is a registration-required tax shelter. If the interest is purchased or otherwise acquired by a pass-through entity, both the pass-through entity and its partners, shareholders, or beneficiaries must file Form 8271.

A pass-through entity that is the registration-required tax shelter does not have to prepare Form 8271 and give copies to its partners, shareholders, or beneficiaries unless the pass-through entity itself has invested in a registration-required tax shelter.

In certain cases, a tax shelter that does not expect to reduce the cumulative tax liability of any investor during the 5-year period ending after the date the investment is first offered for sale may be considered a "projected income investment." Such a tax shelter will not have to register, and thus not have to furnish a tax shelter registration number to investors, unless and until it ceases to be a projected income investment. It is possible, therefore, that you may not be furnished a tax shelter registration number, and not have to report it for several years after you purchase or otherwise acquire your interest in the tax shelter. If you are later furnished a tax shelter registration number because the tax shelter ceased to be a projected income investment, follow these instructions. However, you must file Form 8271 only for tax years ending on or after the date the tax shelter ceases to be a projected income investment.

**Note:** Even if you have an interest in a registration-required tax shelter, you do not have to file Form 8271 if you did not claim or report any deduction, loss, credit, or other tax benefit or report any income on your tax return from an interest in the registration-required tax shelter. This could occur, for example, if for a particular year you are unable to claim any portion of a loss because of the passive activity loss limitations, and that loss is the only tax item reported to you from the shelter.

**Filing Form 8271**

Attach Form 8271 to any return on which a deduction, loss, credit, or other tax benefit is claimed or reported, or any income reported from an interest in a registration-required tax shelter. These returns include applications for tentative refunds (Form 1045 and 1139) and amended returns (Form 1040X and 1120X).

**Furnishing Copies of Form 8271 to Investors**

A pass-through entity that has invested in a registration-required tax shelter must furnish copies of its Form 8271 to its partners, shareholders, or beneficiaries.

However, in the case where (a) the pass-through entity acquired at least a 50% interest in one tax year in a registered tax shelter (and in which it had not held an interest in a prior year), and (b) the investment would not meet the definition of a tax shelter immediately following the acquisition if it had been offered for sale at that time, the pass-through entity need not distribute copies of Form 8271 to its investors. The pass-through entity alone is required to prepare Form 8271 and include it with the entity tax return.

**Penalty for Not Including Registration Number on Return**

A \$250 penalty will be charged for each failure to include a tax shelter registration number on a return on which it is required to be included unless the failure is due to reasonable cause.

**Specific Instructions Investor's Identifying Number**

Enter the social security number or employer identification number shown on the return to which this Form 8271 is attached.

**Investor's Tax Year Ended**

Enter the date the tax year ended for the return to which this Form 8271 is attached.

**Investor Reporting of Tax Shelter Registration Number**

▶ Attach to your tax return

OMB No 1545 0881

Department of the Treasury  
Internal Revenue Service

▶ If you received this form from a partnership, S corporation, or trust, see the instructions

Attachment  
Sequence No **71**

Investor's name(s) shown on return

PARTNER # 17 THE PEW MEMORIAL TRUST	Investor's identifying number 23-6234669	Investor's tax year ended 12/31/2001
--	---	---

(a) Tax Shelter Name	(b) Tax Shelter Registration Number (11-digit number)	(c) Tax Shelter Identifying Number
1 NEW ENTERPRISE ASSOCIATES VI LP	93271000395	52-1827316
2 HIGHLAND CAPITAL PARTNERS III	95235000320	04-3278967
3 SUMMIT VENTURES IV, L.P.	95235000056	04-3278221
4 HIGHLAND CAPITAL PARTNERS I	88062001032	04-3013156
5		
6		
7		
8		
9		
10		

**General Instructions**

Section references are to the Internal Revenue Code

**Purpose of Form**

Use Form 8271 to report the tax shelter registration number the IRS assigns to certain tax shelters required to be registered under section 6111 ("registration-required tax shelters") and to report the name identifying number of the tax shelter. This information must be reported even if the particular interest is producing net income for the filer of Form 8271. Use additional forms to report more than 10 tax shelter registration numbers.  
*Note:* A tax shelter registration number does not indicate that the tax shelter or its claimed tax benefits have been reviewed, examined, or approved by the IRS.

**Who Must File**

Any person claiming or reporting any deduction, loss, credit, or other tax benefit, or reporting any income on any tax return from an interest purchased or otherwise acquired in a registration-required tax shelter must file Form 8271. If you are an investor in a partnership or an S corporation, look at item G Schedule K-1 (Form 1065), or item C Schedule K-1 (Form 1120S). If a tax shelter registration number or the words "Applied for" appear there, then the entity is a registration-required tax shelter. If the interest is purchased or otherwise acquired by a pass-through entity, both the pass-through entity and its partners, shareholders, or beneficiaries must file Form 8271.

A pass-through entity that is the registration-required tax shelter does not have to prepare Form 8271 and give copies to its partners, shareholders, or beneficiaries unless the pass-through entity itself has invested in a registration-required tax shelter.

In certain cases, a tax shelter that does not expect to reduce the cumulative tax liability of any investor during the 5-year period ending after the date the investment is first offered for sale may be considered a "projected income investment." Such a tax shelter will not have to register, and thus not have to furnish a tax shelter registration number to investors, unless and until it ceases to be a projected income investment. It is possible, therefore, that you may not be furnished a tax shelter registration number, and not have to report it, for several years after you purchase or otherwise acquire your interest in the tax shelter. If you are later furnished a tax shelter registration number because the tax shelter ceased to be a projected income investment, follow these instructions. However, you must file Form 8271 only for tax years ending on or after the date the tax shelter ceases to be a projected income investment.

*Note:* Even if you have an interest in a registration-required tax shelter, you do not have to file Form 8271 if you did not claim or report any deduction, loss, credit, or other tax benefit, or report any income on your tax return from an interest in the registration-required tax shelter. This could occur, for example, if for a particular year you are unable to claim any portion of a loss because of the passive activity loss limitations, and that loss is the only tax item reported to you from the shelter.

**Filing Form 8271**

Attach Form 8271 to any return on which a deduction, loss, credit, or other tax benefit is claimed or reported, or any income reported, from an interest in a registration-required tax shelter. These returns include applications for tentative refunds (Form 1045 and 1139) and amended returns (Form 1040X and 1120X).

**Furnishing Copies of Form 8271 to Investors**

A pass-through entity that has invested in a registration-required tax shelter must furnish copies of its Form 8271 to its partners, shareholders, or beneficiaries.

However, in the case where (a) the pass-through entity acquired at least a 50% interest in one tax year in a registered tax shelter (and in which it had not held an interest in a prior year) and (b) the investment would not meet the definition of a tax shelter immediately following the acquisition if it had been offered for sale at that time, the pass-through entity need not distribute copies of Form 8271 to its investors. The pass-through entity alone is required to prepare Form 8271 and include it with the entity tax return.

**Penalty for Not Including Registration Number on Return**

A \$250 penalty will be charged for each failure to include a tax shelter registration number on a return on which it is required to be included unless the failure is due to reasonable cause.

**Specific Instructions Investor's Identifying Number**

Enter the social security number or employer identification number shown on the return to which this Form 8271 is attached.

**Investor's Tax Year Ended**

Enter the date the tax year ended for the return to which this Form 8271 is attached.

**Investor Reporting of Tax Shelter Registration Number**

▶ Attach to your tax return

▶ If you received this form from a partnership, S corporation, or trust, see the instructions

Attachment  
Sequence No 71

Investor's name(s) shown on return		Investor's identifying number	Investor's tax year ended
PARTNER # 16		23-6234669	12/31/2001
THE PEW MEMORIAL TRUST			
(a) Tax Shelter Name		(b) Tax Shelter Registration Number (11-digit number)	(c) Tax Shelter Identifying Number
1	BATTERY VENTURES II, L P	88110000127	04-3024533
2	EUROPEAN RENAISSANCE CAPITAL LP	92232000064	04-3190156
3			
4			
5			
6			
7			
8			
9			
10			

**General Instructions**

Section references are to the Internal Revenue Code

**Purpose of Form**

Use Form 8271 to report the tax shelter registration number the IRS assigns to certain tax shelters required to be registered under section 6111 ("registration-required tax shelters") and to report the name identifying number of the tax shelter. This information must be reported even if the particular interest is producing net income for the filer of Form 8271. Use additional forms to report more than 10 tax shelter registration numbers.  
**Note.** A tax shelter registration number does not indicate that the tax shelter or its claimed tax benefits have been reviewed, examined, or approved by the IRS.

**Who Must File**

Any person claiming or reporting any deduction, loss, credit, or other tax benefit, or reporting any income on any tax return from an interest purchased or otherwise acquired in a registration-required tax shelter must file Form 8271. If you are an investor in a partnership or an S corporation, look at item G, Schedule K-1 (Form 1065), or item C, Schedule K-1 (Form 1120S). If a tax shelter registration number or the words "Applied for" appear there, then the entity is a registration-required tax shelter. If the interest is purchased or otherwise acquired by a pass-through entity, both the pass-through entity and its partners, shareholders, or beneficiaries must file Form 8271.

A pass-through entity that is the registration-required tax shelter does not have to prepare Form 8271 and give copies to its partners, shareholders, or beneficiaries unless the pass-through entity itself has invested in a registration-required tax shelter.

In certain cases, a tax shelter that does not expect to reduce the cumulative tax liability of any investor during the 5-year period ending after the date the investment is first offered for sale may be considered a "projected income investment." Such a tax shelter will not have to register, and thus not have to furnish a tax shelter registration number to investors, unless and until it ceases to be a projected income investment. It is possible therefore that you may not be furnished a tax shelter registration number, and not have to report it for several years after you purchase or otherwise acquire your interest in the tax shelter. If you are later furnished a tax shelter registration number because the tax shelter ceased to be a projected income investment, follow these instructions. However, you must file Form 8271 only for tax years ending on or after the date the tax shelter ceases to be a projected income investment.

**Note.** Even if you have an interest in a registration-required tax shelter, you do not have to file Form 8271 if you did not claim or report any deduction, loss, credit, or other tax benefit, or report any income on your tax return from an interest in the registration-required tax shelter. This could occur for example if for a particular year you are unable to claim any portion of a loss because of the passive activity loss limitations, and that loss is the only tax item reported to you from the shelter.

**Filing Form 8271**

Attach Form 8271 to any return on which a deduction, loss, credit, or other tax benefit is claimed or reported, or any income reported from an interest in a registration-required tax shelter. These returns include applications for tentative refunds (Form 1045 and 1139) and amended returns (Form 1040X and 1120X).

**Furnishing Copies of Form 8271 to Investors**

A pass-through entity that has invested in a registration-required tax shelter must furnish copies of its Form 8271 to its partners, shareholders, or beneficiaries.

However, in the case where (a) the pass-through entity acquired at least a 50% interest in one tax year in a registered tax shelter (and in which it had not held an interest in a prior year), and (b) the investment would not meet the definition of a tax shelter immediately following the acquisition if it had been offered for sale at that time, the pass-through entity need not distribute copies of Form 8271 to its investors. The pass-through entity alone is required to prepare Form 8271 and include it with the entity tax return.

**Penalty for Not Including Registration Number on Return**

A \$250 penalty will be charged for each failure to include a tax shelter registration number on a return on which it is required to be included unless the failure is due to reasonable cause.

**Specific Instructions Investor's Identifying Number**

Enter the social security number or employer identification number shown on the return to which this Form 8271 is attached.

**Investor's Tax Year Ended**

Enter the date the tax year ended for the return to which this Form 8271 is attached.

Form **8621**  
(Rev. February 1999)

**Return by a Shareholder of a Passive Foreign Investment Company or Qualified Electing Fund**

OMB No 1545-1002

Department of the Treasury  
Internal Revenue Service

▶ See separate instructions

Attachment  
Sequence No **69**

Name of shareholder <b>THE PEW MEMORIAL TRUST</b>		Identifying number (see page 3 of instructions) <b>03-6234669</b>
THE GLENMEDE TRUST COMPANY		Your tax year calendar year <b>01</b> or other tax year beginning and ending
Number, street, and room or suite no. (If a P.O. box, see page 3 of instructions.) <b>1650 MARKET STREET, SUITE 1200</b>		
City or town, state, and ZIP code or country <b>PHILADELPHIA, PA 19103-7391</b>		
<b>TAX EXEMPT ORGANIZATION</b>		
Check type of shareholder filing the return <input type="checkbox"/> Individual <input type="checkbox"/> Corporation <input type="checkbox"/> Partnership <input type="checkbox"/> S Corporation <input type="checkbox"/> Nongrantor Trust <input type="checkbox"/> Estate		
Name of passive foreign investment company (PFIC) or qualified electing fund (QEF) <b>SEE SCHEDULES ATTACHED</b>		Employer identification number (if any)
Address (Enter number, street, city or town, and country) <b>SEE SCHEDULES ATTACHED</b>		Tax year of company or fund calendar year <b>01</b> or other tax year beginning ..... and ending .....

**Part I Elections (See instructions)**

- A** I, a shareholder of a PFIC, elect to treat the PFIC as a QEF (Section 1295) Complete lines 1a through 2c of Part II
- B** I, a shareholder on the first day of a PFIC's first tax year as a QEF, elect to recognize gain on the deemed sale of my interest in the PFIC (Section 1291(d)(2)(A)) Enter gain or loss on line 10f of Part IV
- C** I, a shareholder on the first day of a PFIC's first tax year as a QEF that is a controlled foreign corporation (CFC), elect to treat an amount equal to my share of the post-1986 earnings and profits of the CFC as an excess distribution (Section 1291(d)(2)(B)) Enter this amount on line 10e
- D** I, a shareholder of a QEF, elect to extend the time for payment of tax on the undistributed earnings and profits of the QEF until this election is terminated (Section 1294) Complete lines 3a through 4c of Part II to calculate the tax that may be deferred  
**Note:** If any portion of line 1a or line 2a of Part II is includible under section 551 or 951, you may not make this election. Also, see sections 1294(c) and 1294(f) and the related regulations for events that terminate this election.
- E** I, a shareholder of a former PFIC, elect to treat as an excess distribution the gain recognized on the deemed sale of my interest in the PFIC, or if I qualify, my share of the PFIC's post-1986 earnings and profits deemed distributed, on the last day of its last tax year as a PFIC under section 1297(a) (Section 1298(b)(1)) Enter excess distribution on line 10e or 10f of Part IV
- F** I, a shareholder of a PFIC, elect to mark-to-market the stock of that PFIC, which stock is marketable within the meaning of section 1296(e) (Section 1296) Complete Part III

**Part II Income From a Qualified Electing Fund (QEF).** All QEF shareholders complete lines 1a through 2c. If you are making Election D, also complete lines 3a through 4c. (See page 5 of instructions.)

1a Enter your pro rata share of the ordinary earnings of the QEF	1a	SEE ATTACHED		
1b Enter the portion of line 1a that is included in income under section 551 or 951 or that may be excluded under section 1293(g)	1b			
1c Subtract line 1b from line 1a. Enter this amount on your tax return as dividend income.	1c		SEE ATTACHED	
2a Enter your pro rata share of the total net capital gain of the QEF	2a			
2b Enter the portion of line 2a that is included in income under section 551 or 951 or that may be excluded under section 1293(g)	2b			
2c Subtract line 2b from line 2a. This amount is a net long-term capital gain. Enter this amount in Part II of the Schedule D used for your income tax return. (See page 5 of instructions.)	2c			
3a Add lines 1c and 2c	3a			
3b Enter the total amount of cash and the fair market value of other property distributed or deemed distributed to you during the tax year of the QEF. (See page 5 of instructions.)	3b	SEE ATTACHED		
3c Enter the portion of line 3a to the extent not already included in line 3b that is attributable to shares in the QEF that you disposed of, pledged, or otherwise transferred during the tax year.	3c			
3d Add lines 3b and 3c	3d		SEE ATTACHED	
3e Subtract line 3d from line 3a, and enter the difference (if zero or less, enter amount in brackets). <b>Important.</b> If line 3e is greater than zero, and no portion of line 1a or 2a is includible in income under section 551 or 951, you may make Election D with respect to the amount on line 3e.	3e			
4a Enter the total tax for total taxable income for the tax year	4a			
4b Enter the total tax for the tax year determined without regard to the amount entered on line 3e	4b			
4c Subtract line 4b from line 4a. This is the deferred tax, the time for payment of which is extended by making Election D. See instructions.	4c			

The partnership has made Qualified Electing Fund ("QEF") Elections for the Passive Foreign Investment Companies ("PFICs") in which it invests. The PFIC provisions which apply to US persons that are direct or indirect shareholders of a PFIC require that a separate Form 8621 Return by a Shareholder of a Passive Foreign Investment Company or Qualified Electing Fund be filed for each PFIC for each tax year in which the US person is a shareholder of the PFIC. The Form 8621 must be attached to the shareholder's income tax return.

Please note that your pro-rata share of each PFIC's income has been included in your taxable income and reported on the appropriate lines of the Schedule K-1. The information below is provided solely for purposes of completing the Form 8621.

<b>PFIC Number</b>	1	2	3
<b>PFIC Name</b>	Abingworth Bioventures II	BOCP/BFIP Wireless Cayman Corp	Liffe Holdings PLC
<b>PFIC Address</b>	Botes Postale 586 L-2015 Luxembourg	C/O The Blackstone Group 345 Park Avenue New York, NY 10154	Cannon Bridge House 1 Cousin Lane London EC4R 3XX
<b>EIN</b>	N/A	13-4116429	N/A
<b>Tax Year</b>	January 1 2001 - December 31 2001	January 1 2001 - December 31 2001	January 1 2001 - December 31 2001
<b>PFIC Number</b>	4	5	6
<b>PFIC Name</b>	BCP Wireless Cayman Corp	Doughty Hanson & Co. (Bermuda) LP	Marrakech Limited
<b>PFIC Address</b>	C/O The Blackstone Group 345 Park Avenue New York NY 10154	Times Place 45 Pall Mall London SW1Y 5JG	Times Place 45 Pall Mall London SW1Y 5JG
<b>EIN</b>	N/A	N/A	N/A
<b>Tax Year</b>	January 1 2001 - December 31 2001	January 1 2001 - December 31 2001	January 1 2001 - December 31 2001

	<u>1</u>	<u>2</u>	<u>3</u>	<u>4</u>	<u>5</u>	<u>6</u>
Your pro-rata share of the ordinary earnings of the company (Form 8621 Part II Line 1a)	\$0	\$0	\$48	\$0	\$0	\$0
Your pro-rata share of the net capital gain of the company (Form 8621 Part II Line 2a)	\$0	\$0	\$0	\$0	\$0	\$0
The amount of cash and fair market value of other property distributed or deemed distributed to you by the company (Form 8621 Part II Line 3b)	\$0	\$0	\$0	\$0	\$0	\$0

The partnership has made Qualified Electing Fund ("QEF") Elections for the Passive Foreign Investment Companies ("PFICs") in which it invests. The PFIC provisions which apply to US persons that are direct or indirect shareholders of a PFIC require that a separate Form 8621, Return by a Shareholder of a Passive Foreign Investment Company or Qualified Electing Fund, be filed for each PFIC for each tax year in which the US person is a shareholder of the PFIC. The Form 8621 must be attached to the shareholder's income tax return.

Please note that your pro-rata share of each PFIC's income has been included in your taxable income and reported on the appropriate lines of the Schedule K-1. The information below is provided solely for purposes of completing the Form 8621.

<b>PFIC Number</b>	7	8	9
<b>PFIC Name</b>	Orient Credit Co. Ltd	Hannstar Investors (PAPE II) Ltd	Network Investors (PAPE II) Ltd
<b>PFIC Address</b>	P O Box HM 1388 Hamilton Bermuda HM FX	32/F Alexandra House 18 Chater Road Hong Kong	32/F Alexandra House 18 Chater Road Hong Kong
<b>EIN</b>	N/A	N/A	N/A
<b>Tax Year</b>	April 1 2000 - March 31 2001	January 1 2001 - December 31, 2001	January 1 2001 - December 31 2001
<b>PFIC Number</b>	10	11	12
<b>PFIC Name</b>	GFS Holdings Limited	LGR Holdings Limited	Asia Broadband (PAPE II) Ltd
<b>PFIC Address</b>	32/F Alexandra House 18 Chater Road Hong Kong	32/F Alexandra House 18 Chater Road Hong Kong	32/F Alexandra House 18 Chater Road Hong Kong
<b>EIN</b>	N/A	N/A	N/A
<b>Tax Year</b>	January 1 2001 - December 31 2001	January 1 2001 - December 31 2001	January 1 2001 - December 31 2001

	<u>7</u>	<u>8</u>	<u>9</u>	<u>10</u>	<u>11</u>	<u>12</u>
Your pro-rata share of the ordinary earnings of the company (Form 8621 Part II Line 1a)	\$0	\$0	\$0	\$0	\$0	\$0
Your pro-rata share of the net capital gain of the company (Form 8621 Part II Line 2a)	\$409	\$0	\$0	\$0	\$0	\$0
The amount of cash and fair market value of other property distributed or deemed distributed to you by the company (Form 8621 Part II Line 3b)	\$0	\$0	\$0	\$0	\$0	\$0



The partnership has made Qualified Electing Fund ("QEF") Elections for the Passive Foreign Investment Companies ("PFICs") in which it invests. The PFIC provisions which apply to US persons that are direct or indirect shareholders of a PFIC require that a separate Form 8621 Return by a Shareholder of a Passive Foreign Investment Company or Qualified Electing Fund be filed for each PFIC for each tax year in which the US person is a shareholder of the PFIC. The Form 8621 must be attached to the shareholder's income tax return.

Please note that your pro-rata share of each PFIC's income has been included in your taxable income and reported on the appropriate lines of the Schedule K-1. The information below is provided solely for purposes of completing the Form 8621.

PFIC Number	13	14	15
PFIC Name	KAB Investors (PAMA) (BVI) Ltd	KAB Investors (PAMA) Private Ltd	China Digital SatNet Limited
PFIC Address	32/F Alexandra House 18 Chater Road Hong Kong	32/F Alexandra House 18 Chater Road Hong Kong	32/F Alexandra House 18 Chater Road Hong Kong
EIN	N/A	N/A	N/A
Tax Year	January 1 2001 - December 31 2001	January 1 2001 - December 31 2001	January 1 2001 - December 31 2001

	13	14	15
Your pro-rata share of the ordinary earnings of the company (Form 8621 Part II Line 1a)	\$0	\$0	\$11
Your pro-rata share of the net capital gain of the company (Form 8621 Part II Line 2a)	\$0	\$0	\$0
The amount of cash and fair market value of other property distributed or deemed distributed to you by the company (Form 8621 Part II Line 3b)	\$0	\$0	\$0

HarbourVest International Private Equity Partners II Partnership Fund LP  
 Attachment to Form 1065 Schedule K-1  
 For the year ended December 31, 2001  
 Partner 44 THE PEW MEMORIAL TRUST

04-3276296

HarbourVest International Private Equity Partners II Partnership Fund L.P. has direct and indirect investments in Passive Foreign Investment Companies ("PFICs"). The Partnership has filed Forms 8621 Return by a Shareholder of a Passive Foreign Investment Company and made Qualified Electing Fund ("QEF") elections for each of the PFICs in which it invests. Income from these PFICs has been included in the taxable income of the Partnership and reported pro-rata on the appropriate lines of each partner's Schedule K-1.

The PFIC provisions which apply to US persons that are direct or indirect owners of a PFIC generally require that an indirect shareholder of a QEF file a Form 8621 if the shareholder is required to recognize income. As such, the information below is provided solely for purposes of completing the Form 8621. The Partnership has also invested in PFICs which report no ordinary earnings or net long-term capital gains. This attachment does not provide information with respect to these PFICs as no further filing is required.

<b>PFIC Number</b>	1	<b>PFIC Number</b>	2	<b>PFIC Number</b>	3	
<b>PFIC Name</b>	CICLAD 2 FCPR	<b>PFIC Name</b>	Satelite S.A. (Construmart)	<b>PFIC Name</b>	The Latin America Enterprise Cine Col Holding LDC (Cine Colombia)	
<b>PFIC Address</b>	8 Avenue Franklin Roosevelt 75008 Paris France	<b>PFIC Address</b>	C/O 2665 South Bayshore Drive Suite 1101 Coconut Grove FL 33133	<b>PFIC Address</b>	C/O 2665 South Bayshore Drive Suite 1101 Coconut Grove FL 33133	
<b>EIN</b>	N/A	<b>EIN</b>	N/A	<b>EIN</b>	N/A	
<b>Tax Year</b>	January 1, 2001 - December 31, 2001	<b>Tax Year</b>	January 1, 2001 - December 31, 2001	<b>Tax Year</b>	January 1, 2001 - December 31, 2001	
<b>PFIC Number</b>	4	<b>PFIC Number</b>	5	<b>PFIC Number</b>	6	
<b>PFIC Name</b>	Joely International Holdings Ltd (Sendero)	<b>PFIC Name</b>	King Mechatronics Co. Ltd	<b>PFIC Name</b>	China Digital setNET Limited	
<b>PFIC Address</b>	C/O 2665 South Bayshore Drive Suite 1101 Coconut Grove FL 33133	<b>PFIC Address</b>	C/O Suites 1202-1211 Two Pacific Place 88 Queenway Hong Kong	<b>PFIC Address</b>	C/O 32/F Alexandra House 18 Chater Road Hong Kong	
<b>EIN</b>	N/A	<b>EIN</b>	N/A	<b>EIN</b>	N/A	
<b>Tax Year</b>	January 1, 2001 - December 31, 2001	<b>Tax Year</b>	January 1, 2001 - December 31, 2001	<b>Tax Year</b>	January 1, 2001 - December 31, 2001	
<b>Your pro-rata share of the ordinary earnings of the company</b> (Form 8621 Part II Line 1a)	<u>1</u> \$2,323	<u>2</u> \$12	<u>3</u> \$238	<u>4</u> \$101	<u>5</u> \$0	<u>6</u> \$73
<b>Your pro-rata share of the net capital gain of the company</b> (Form 8621 Part II Line 2a)	\$6,439	\$0	\$0	\$0	\$0	\$0
<b>The amount of cash and fair market value of other property distributed or deemed distributed to you by the company</b> (Form 8621 Part II Line 3b)	\$15,404	\$0	\$0	\$0	\$0	\$0

The PFIC rules are complex. Please consult your tax advisor.

HarbourVest International Private Equity Partners II - Partnership Fund LP  
 Attachment to Form 1065 Schedule K-1  
 For the year ended December 31, 2001  
 Partner 44 THE PEW MEMORIAL TRUST

04-3276296

HarbourVest International Private Equity Partners II - Partnership Fund L.P. has direct and indirect investments in Passive Foreign Investment Companies ("PFICs"). The Partnership has filed Forms 8621 Return by a Shareholder of a Passive Foreign Investment Company and made Qualified Electing Fund ("QEF") elections for each of the PFICs in which it invests. Income from these PFICs has been included in the taxable income of the Partnership and reported pro-rata on the appropriate lines of each partner's Schedule K-1.

The PFIC provisions which apply to US persons that are direct or indirect owners of a PFIC generally require that an indirect shareholder of a QEF file a Form 8621 if the shareholder is required to recognize income. As such, the information below is provided solely for purposes of completing the Form 8621. The Partnership has also invested in PFICs which report no ordinary earnings or net long-term capital gains. This attachment does not provide information with respect to these PFICs as no further filing is required.

**PFIC Number** 7  
**PFIC Name** Fonds Partenaires - Lazard  
**PFIC Address** 121 Boulevard Haussmann  
 75008 Paris France

**EIN** N/A  
**Tax Year** January 1, 2001 - December 31, 2001

**PFIC Number** 10  
**PFIC Name** Apax Capital Risque II (C)  
**PFIC Address** 45 Avenue Kieber  
 75784 Paris Cedex 16

**EIN** N/A  
**Tax Year** July 1, 2000 - June 30, 2001

**PFIC Number** 8  
**PFIC Name** European Strategic Investment Fund  
**PFIC Address** C/O Advent International Corporation  
 75 State St  
 Boston, MA 02109

**EIN** N/A  
**Tax Year** January 1, 2001 - December 31, 2001

**PFIC Number** 11  
**PFIC Name** Hammondshire Corporation N.V.  
**PFIC Address** P.O. Box 837  
 Curacao, Netherlands  
 Antilles

**EIN** 98-0174786  
**Tax Year** January 1, 2001 - December 31, 2001

**PFIC Number** 9  
**PFIC Name** Orient Credit Co. Ltd.  
**PFIC Address** C/O The Japan Venture Fund III  
 P.O. Box HM 1368  
 Hamilton, Bermuda HM FX

**EIN** N/A  
**Tax Year** April 1, 2000 - March 31, 2001

	<u>7</u>	<u>8</u>	<u>9</u>	<u>10</u>	<u>11</u>
Your pro-rata share of the ordinary earnings of the company (Form 8621 Part II Line 1a)	\$0	\$78	\$2,341	\$36	\$317
Your pro-rata share of the net capital gain of the company (Form 8621 Part II Line 2a)	\$1,000	\$0	\$0	\$542	\$0
The amount of cash and fair market value of other property distributed or deemed distributed to you by the company (Form 8621 Part II Line 3b)	\$2,851	\$0	\$0	\$267	\$0

HarbourVest International Private Equity Partners III - Partnership Fund LP  
Attachment to Form 1065 Schedule K-1  
For the year ended December 31 2001  
Partner 46 THE PEW MEMORIAL TRUST

04-3402908

HarbourVest International Private Equity Partners III - Partnership Fund L P has direct and indirect investments in Passive Foreign Investment Companies ("PFIC's") The Partnership has filed Forms 8621, Return by a Shareholder of a Passive Foreign Investment Company, and made Qualified Electing Fund ("QEF") elections for each of the PFICs in which it invests Income from these PFICs has been included in the taxable income of the Partnership and reported pro-rata on the appropriate lines of each partner's Schedule K-1

The PFIC provisions, which apply to US persons that are direct or indirect owners of a PFIC, generally require that an indirect shareholder of a QEF file a Form 8621 if the shareholder is required to recognize income As such, the information below is provided solely for purposes of completing the Form 8621 The Partnership has also invested in PFICs which report no ordinary earnings or net long-term capital gains This attachment does not provide information with respect to these PFICs, as no further filing is required

**PFIC Number** 1  
**PFIC Name** Taitbout Silicium B V

**PFIC Address** C/O Galileo Partners  
44 Rue Francois  
75008 Paris France

**EIN** N/A

**Tax Year** January 1, 2001 - June 26, 2001

<b>Your pro-rata share of the ordinary earnings of the company</b> (Form 8621, Part II, Line 1a)	<u>1</u> \$3,486
<b>Your pro-rata share of the net capital gain of the company</b> (Form 8621, Part II, Line 2a)	\$0
<b>The amount of cash and fair market value of other property distributed or deemed distributed to you by the company</b> (Form 8621, Part II, Line 3b)	\$4,950

The PFIC rules are complex. Please consult your tax advisor.

DOVER STREET IV L P  
 Attachment to Form 1065 Schedule K 1  
 For the year ended December 31 2001  
 Partner Number 39  
 Partner Name THE PEW MEMORIAL TRUST

04-3456831

The Partnership has invested in certain entities which are classified as Passive Foreign Investment Companies ("PFICs") for U.S. income tax purposes. The PFIC rules which apply to U.S. persons that are a direct or indirect shareholder of a PFIC require that a separate Form 8621 Return by a Shareholder of a Passive Foreign Investment Company or Qualified Electing Fund be filed for each PFIC for each tax year in which the U.S. person is a shareholder of the PFIC. Since the Partnership is not a U.S. person the Partnership is unable to file Form 8621 or make any of the applicable PFIC elections for the following entities. Instead your pro rata share of the income of each PFIC listed immediately below has been included (in Line 4b of your Form Schedule K-1 as dividend income. Each entity has however provided information necessary for a U.S. person to make a Qualified Electing Fund Election. The information necessary to make that election follows. Note the Form 8621 must be attached to the shareholder's income tax return.

<b>PFIC Number</b>	1	<b>PFIC Number</b>	2	<b>PFIC Number</b>	3
<b>PFIC Name</b>	Dover Street IV Ltd	<b>PFIC Name</b>	Tartbout Silicum B V	<b>PFIC Name</b>	Thompson Clive International
<b>PFIC Address</b>	Cedar House 41 Cedar Avenue Hamilton HM12 Bermuda	<b>PFIC Address</b>	c/o Galileo Partners 44 rue Francois 75008 Paris France	<b>PFIC Address</b>	c/o John Baker 24 Old Bond Street London England W1S4AW United Kingdom
<b>EIN</b>	N/A	<b>EIN</b>	N/A	<b>EIN</b>	N/A
<b>Tax Year</b>	January 1 2001 - December 31 2001	<b>Tax Year</b>	January 1 2001 - June 26 2001	<b>Tax Year</b>	January 1 2001 - December 31 2001
<b>PFIC Number</b>	4	<b>PFIC Number</b>	5	<b>PFIC Number</b>	6
<b>PFIC Name</b>	BOCP/BFIP Wireless Cayman Corp	<b>PFIC Name</b>	Liffe Holdings plc Cannon Bridge House 1 Cousin Lane London EC4R 3XX	<b>PFIC Name</b>	Galileo S.A.
<b>PFIC Address</b>	c/o The Blackstone Group 345 Park Avenue New York NY 10154	<b>PFIC Address</b>		<b>PFIC Address</b>	c/o Galileo Partners 44 rue Francois 75008 Paris France
<b>EIN</b>	13-4116429	<b>EIN</b>	N/A	<b>EIN</b>	N/A
<b>Tax Year</b>	January 1 2001 - December 31 2001	<b>Tax Year</b>	January 1 2001 - December 31 2001	<b>Tax Year</b>	May 1 2001 - December 31 2001

	<u>1</u>	<u>2</u>	<u>3</u>	<u>4</u>	<u>5</u>	<u>6</u>
Amount Included on Sch. K 1, Line 4b as dividend income	\$8,066	\$25,976	\$20	\$0	\$399	\$0
<b>Information required for QEF Election</b>						
Your pro-rata share of the ordinary earnings of the company (Form 8621 Part II Line 1a)	\$8,066	\$25,976	\$0	\$0	\$399	\$0
Your pro-rata share of the net capital gain of the company (Form 8621 Part II Line 2a)	\$0	\$0	\$20	\$0	\$0	\$0
The amount of cash and fair market value of other property distributed or deemed distributed to you by the company (Form 8621 Part II Line 3b)	\$458,110	\$0	\$0	\$0	\$0	\$0

The partnership has made Qualified Electing Fund ("QEF") Elections for the Passive Foreign Investment Companies ("PFICs") in which it invests. The PFIC provisions, which apply to US persons that are direct or indirect shareholders of a PFIC, require that a separate Form 8621 Return by a Shareholder of a Passive Foreign Investment Company or Qualified Electing Fund be filed for each PFIC for each tax year in which the US person is a shareholder of the PFIC. The Form 8621 must be attached to the shareholder's income tax return.

Please note that your pro rata share of each PFIC's income has been included in your taxable income and reported on the appropriate lines of the Schedule K-1. The information below is provided solely for purposes of completing the Form 8621.

	1	2	3
<b>PFIC Number</b>	1	2	3
<b>PFIC Name</b>	Eurofinadec S A	ValGroup Hold, S A.	Structural Engine Foundry Components 1 S A
<b>PFIC Address</b>	43, Boulevard de la Petrusse L-2320 Luxembourg	43, Boulevard de la Petrusse L 2320 Luxembourg	43, Boulevard de la Petrusse, L-2320 Luxembourg
<b>EIN</b>	N/A	N/A	N/A
<b>Tax Year</b>	January 1 2001 - December 31, 2001	January 1 2001 - December 31 2001	January 1, 2001 - December 31, 2001

	1	2	3
<b>Your pro-rata share of the ordinary earnings of the company</b> (Form 8621 Part II Line 1a)	\$0	\$0	\$0
<b>Your pro-rata share of the net capital gain of the company</b> (Form 8621, Part II Line 2a)	\$0	\$0	\$0
<b>The amount of cash and fair market value of other property distributed or deemed distributed to you by the company</b> (Form 8621 Part II Line 3b)	\$0	\$0	\$0

The partnership has made Qualified Electing Fund ("QEF") Elections for the Passive Foreign Investment Companies ("PFICs") in which it invests. The PFIC provisions, which apply to US persons that are direct or indirect shareholders of a PFIC, require that a separate Form 8621, Return by a Shareholder of a Passive Foreign Investment Company or Qualified Electing Fund, be filed for each PFIC, for each tax year in which the US person is a shareholder of the PFIC. The Form 8621 must be attached to the shareholder's income tax return.

Please note that your pro-rata share of each PFIC's income has been included in your taxable income and reported on the appropriate lines of the Schedule K-1. The information below is provided solely for purposes of completing the Form 8621.

**PFIC Number:** 1  
**PFIC Name:** Sofinnova Ventures II N V  
**PFIC Address:** 17, rue de Surene  
Paris, 75008  
France  
**EIN:** N/A  
**Tax Year:** January 1, 2001 - December 31, 2001

<b>Your pro-rata share of the ordinary earnings of the company:</b> (Form 8621, Part II, Line 1a)	1 \$0
<b>Your pro-rata share of the net capital gain of the company:</b> (Form 8621, Part II, Line 2a)	\$73
<b>The amount of cash and fair market value of other property distributed or deemed distributed to you by the company:</b> (Form 8621, Part II, Line 3b)	\$229

ATTACHMENT TO FORM 8621

Supplemental PFIC Annual Information Statement

**Pew Memorial Trust**  
EIN 23-6234669

1 This information statement applies to the taxable year of FADI Pvt Ltd beginning on July 27, 2001 and ending December 31, 2001

2 **Pew Memorial Trust** has the following prorata share of the ordinary earnings and net capital gain of FADI Pvt Ltd for the tax year specified in paragraph 1

Ordinary earnings	<u>None</u>
Net capital gain	<u>None</u>

3 The amount of cash and the fair market value of other property distributed or deemed distributed by

FADI Pvt Ltd to **Pew Memorial Trust** during the taxable year specified in paragraph 1 is as follows

Cash	<u>None</u>
Fair market value of property	<u>None</u>

SHARE INFORMATION

<u>PFIC</u>	FADI Pvt Ltd	
<u>INVESTOR</u>	Pew Memorial Trust	
<u>BEGINNING SHARES</u>	0	ORDINARY SHARES OF STOCK
<u>CHANGE IN SHARES</u>	<u>26</u>	ORDINARY SHARES OF STOCK
<u>ENDING SHARES</u>	<u>26</u>	ORDINARY SHARES OF STOCK



**FADI PVT LTD.**  
**PFIC Annual Information Statement**

- (1) This Information Statement applies to the taxable year of FADI Pvt Ltd (the "Company") beginning on July 27, 2001 and ending on December 31, 2001
- (2) The pro-rata share of the ordinary earnings and net capital gain of the Company for the Company's taxable year specified in paragraph (1) on a per share/per day basis is as follows

Ordinary Earnings.	None
--------------------	------

Net Capital Gain	None
------------------	------

- (3) The amount of cash and fair market value of other property distributed or deemed distributed by the Company to the shareholder during the Company's taxable year specified in paragraph (1) is as follows

Cash.	None
-------	------

Fair Market Value of Property	None
-------------------------------	------

- (4) The Company will permit shareholders to inspect and copy the Company's permanent books of account, records, and such other documents as may be maintained by the Company that are necessary to establish that PFIC ordinary earnings and net capital gain are computed in accordance with U S income tax principles, and to verify these amounts and the shareholders' pro-rata shares thereof

FADI Pvt. Ltd

Date \_\_\_\_\_

By: \_\_\_\_\_

Title: \_\_\_\_\_

**Additional information required to complete Form 8621 – Return by a Shareholder of a Passive Foreign Investment Company or Qualified Electing Fund:**

Name of QEF            FADI Pvt Ltd

Address.                c/o Frontier Drilling ASA  
Statsminister Michelsensveg 38  
PB 138 Paradis  
5856 Bergen, Norway

ATTACHMENT TO FORM 8621

Supplemental PFIC Annual Information Statement

Pew Memorial Trust  
EIN. 23-8234689

1 This information statement applies to the taxable year of Frontier Drilling ASA beginning on January 1, 2001 and ending December 31, 2001

2 Pew Memorial Trust has the following prorata share of the ordinary earnings and net capital gain of Frontier Drilling ASA for the tax year specified in paragraph 1

Ordinary earnings	<u>None</u>
Net capital gain	<u>None</u>

3 The amount of cash and the fair market value of other property distributed or deemed distributed by

Frontier Drilling ASA to Pew Memorial Trust during the taxable year specified in paragraph 1 is as follows

Cash	<u>None</u>
Fair market value of property	<u>None</u>

SHARE INFORMATION

<u>PFIC.</u>	Frontier Drilling ASA
<u>INVESTOR.</u>	Pew Memorial Trust
<u>BEGINNING SHARES.</u>	0 ORDINARY SHARES OF STOCK
<u>CHANGE IN SHARES.</u>	<u>331,055</u> ORDINARY SHARES OF STOCK
<u>ENDING SHARES.</u>	<u>331,055</u> ORDINARY SHARES OF STOCK

**FRONTIER DRILLING ASA**  
**PFIC Annual Information Statement**

- (1) This Information Statement applies to the taxable year of Frontier Drilling ASA (the "Company") beginning on January 1, 2001 and ending on December 31, 2001
- (2) The pro-rata share of the ordinary earnings and net capital gain of the Company for the Company's taxable year specified in paragraph (1) on a per share/per day basis is as follows

Ordinary Earnings:	None
--------------------	------

Net Capital Gain	None
------------------	------

- (3) The amount of cash and fair market value of other property distributed or deemed distributed by the Company to the shareholder during the Company's taxable year specified in paragraph (1) is as follows:

Cash	None
------	------

Fair Market Value of Property	None
-------------------------------	------

- (4) The Company will permit shareholders to inspect and copy the Company's permanent books of account, records, and such other documents as may be maintained by the Company that are necessary to establish that PFIC ordinary earnings and net capital gain are computed in accordance with U S income tax principles, and to verify these amounts and the shareholders' pro-rata shares thereof

Frontier Drilling ASA

Date. \_\_\_\_\_

By: \_\_\_\_\_

Title \_\_\_\_\_

**Additional information required to complete Form 8621 – Return by a Shareholder of a Passive Foreign Investment Company or Qualified Electing Fund:**

Name of QEF                      Frontier Drilling ASA

Address                              Statsminister Michelsensveg 38  
PB 138 Paradis  
5856 Bergen, Norway

ATTACHMENT TO FORM 8621

Supplemental PFIC Annual Information Statement

**Pew Memorial Trust**  
EIN 23-8234669

1 This information statement applies to the taxable year of Frontier Drillships BV beginning on July 25, 2001 and ending December 31, 2001

2 **Pew Memorial Trust** has the following prorata share of the ordinary earnings and net capital gain of Frontier Drillships BV for the tax year specified in paragraph 1

Ordinary earnings	<u>None</u>
Net capital gain	<u>None</u>

3 The amount of cash and the fair market value of other property distributed or deemed distributed by

**Frontier Drillships BV to Pew Memorial Trust**  
during the taxable year specified in paragraph 1 is as follows

Cash	<u>None</u>
Fair market value of property	<u>None</u>

SHARE INFORMATION

<u>PFIC</u>	Frontier Drillships BV
<u>INVESTOR</u>	Pew Memorial Trust
<u>BEGINNING SHARES.</u>	0 ORDINARY SHARES OF STOCK
<u>CHANGE IN SHARES.</u>	<u>9</u> ORDINARY SHARES OF STOCK
<u>ENDING SHARES.</u>	<u>9</u> ORDINARY SHARES OF STOCK

**FRONTIER DRILLSHIPS BV**  
**PFIC Annual Information Statement**

- (1) This Information Statement applies to the taxable year of Frontier Drillships BV (the "Company") beginning on July 25, 2001 and ending on December 31, 2001
- (2) The pro-rata share of the ordinary earnings and net capital gain of the Company for the Company's taxable year specified in paragraph (1) on a per share/per day basis is as follows

Ordinary Earnings	None
-------------------	------

Net Capital Gain	None
------------------	------

- (3) The amount of cash and fair market value of other property distributed or deemed distributed by the Company to the shareholder during the Company's taxable year specified in paragraph (1) is as follows

Cash	None
------	------

Fair Market Value of Property	None
-------------------------------	------

- (4) The Company will permit shareholders to inspect and copy the Company's permanent books of account, records, and such other documents as may be maintained by the Company that are necessary to establish that PFIC ordinary earnings and net capital gain are computed in accordance with U S income tax principles, and to verify these amounts and the shareholders' pro-rata shares thereof

Frontier Drillships BV

Date: \_\_\_\_\_

By: \_\_\_\_\_

Title: \_\_\_\_\_

**Additional information required to complete Form 8621 – Return by a Shareholder of a Passive Foreign Investment Company or Qualified Electing Fund:**

Name of QEF	Frontier Drillships BV
Address	c/o Frontier Drilling ASA Statsminister Michelsensveg 38 PB 138 Paradis 5856 Bergen, Norway

ATTACHMENT TO FORM 8621

Supplemental PFIC Annual Information Statement

**Pew Memorial Trust**  
EIN 23-6234669

1 This information statement applies to the taxable year of **Frontier Drilling Asia PTE Ltd** beginning on January 1, 2001 and ending December 31, 2001

2 **Pew Memorial Trust** has the following prorata share of the ordinary earnings and net capital gain of **Frontier Drilling Asia PTE Ltd** for the tax year specified in paragraph 1

Ordinary earnings	<u>\$7</u>
Net capital gain	<u>None</u>

3 The amount of cash and the fair market value of other property distributed or deemed distributed by

**Frontier Drilling Asia PTE Ltd** to **Pew Memorial Trust** during the taxable year specified in paragraph 1 is as follows

Cash	<u>None</u>
Fair market value of property	<u>None</u>

**SHARE INFORMATION**

<u>PFIC</u>	Frontier Drilling Asia PTE Ltd	
<u>INVESTOR</u>	Pew Memorial Trust	
<u>BEGINNING SHARES.</u>	0	ORDINARY SHARES OF STOCK
<u>CHANGE IN SHARES.</u>	<u>51</u>	ORDINARY SHARES OF STOCK
<u>ENDING SHARES.</u>	<u>51</u>	ORDINARY SHARES OF STOCK



**DLJMB OVERSEAS PARTNERS III, C V.**  
**EIN- 98-0231603**  
**FOR YEAR ENDED: 12/31/2001**

**PARTNER # 119**

**ATTACHMENT TO FORM 8621**

Supplemental PFIC Annual Information Statement

**Pew Memorial Trust**  
**EIN 23-6234669**

Be advised that the partnership has an investment in

**Frontier Ice AS**  
**International Drilling Ltd.**  
**International Drillships Ltd.**

There was no ordinary earnings or capital gains generated from these investments. Additionally, there was no cash or property distributed.

At the present time the number shares allocated to you as a partner is less than a full share in these investments.



**FRONTIER ICE AS**  
**PFIC Annual Information Statement**

(1) This Information Statement applies to the taxable year of Frontier Ice AS (the "Company") beginning on May 20, 2001 and ending on December 31, 2001

(2) The pro-rata share of the ordinary earnings and net capital gain of the Company for the Company's taxable year specified in paragraph (1) on a per share/per day basis is as follows

Ordinary Earnings.	None
--------------------	------

Net Capital Gain.	None
-------------------	------

(3) The amount of cash and fair market value of other property distributed or deemed distributed by the Company to the shareholder during the Company's taxable year specified in paragraph (1) is as follows

Cash	None
------	------

Fair Market Value of Property	None
-------------------------------	------

(4) The Company will permit shareholders to inspect and copy the Company's permanent books of account, records, and such other documents as may be maintained by the Company that are necessary to establish that PFIC ordinary earnings and net capital gain are computed in accordance with U S income tax principles, and to verify these amounts and the shareholders' pro-rata shares thereof

Frontier Ice AS

Date \_\_\_\_\_

By: \_\_\_\_\_

Title: \_\_\_\_\_

**Additional information required to complete Form 8621 – Return by a Shareholder of a Passive Foreign Investment Company or Qualified Electing Fund:**

Name of QEF                      Frontier Ice AS

Address                              Statsminister Michelsensveg 38  
PB 138 Paradis  
5856 Bergen, Norway

**INTERNATIONAL DRILLING LTD.  
PFIC Annual Information Statement**

- (1) This Information Statement applies to the taxable year of International Drilling Ltd (the "Company") beginning on July 11, 2001 and ending on December 31, 2001
- (2) The pro-rata share of the ordinary earnings and net capital gain of the Company for the Company's taxable year specified in paragraph (1) on a per share/per day basis is as follows:

Ordinary Earnings:	None
Net Capital Gain	None

- (3) The amount of cash and fair market value of other property distributed or deemed distributed by the Company to the shareholder during the Company's taxable year specified in paragraph (1) is as follows

Cash	None
Fair Market Value of Property	None

- (4) The Company will permit shareholders to inspect and copy the Company's permanent books of account, records, and such other documents as may be maintained by the Company that are necessary to establish that PFIC ordinary earnings and net capital gain are computed in accordance with U S income tax principles, and to verify these amounts and the shareholders' pro-rata shares thereof

International Drilling Ltd

Date \_\_\_\_\_

By \_\_\_\_\_

Title: \_\_\_\_\_

**Additional information required to complete Form 8621 – Return by a Shareholder of a Passive Foreign Investment Company or Qualified Electing Fund:**

Name of QEF                  International Drilling Ltd.

Address                          c/o Frontier Drilling ASA  
Statsminister Michelsensveg 38  
PB 138 Paradis  
5856 Bergen, Norway

**INTERNATIONAL DRILLSHIPS LTD.  
PFIC Annual Information Statement**

- (1) This Information Statement applies to the taxable year of International Drillships Ltd (the "Company") beginning on July 11, 2001 and ending on December 31, 2001
- (2) The pro-rata share of the ordinary earnings and net capital gain of the Company for the Company's taxable year specified in paragraph (1) on a per share/per day basis is as follows:

Ordinary Earnings	None
Net Capital Gain	None

- (3) The amount of cash and fair market value of other property distributed or deemed distributed by the Company to the shareholder during the Company's taxable year specified in paragraph (1) is as follows.

Cash	None
Fair Market Value of Property	None

- (4) The Company will permit shareholders to inspect and copy the Company's permanent books of account, records, and such other documents as may be maintained by the Company that are necessary to establish that PFIC ordinary earnings and net capital gain are computed in accordance with U S income tax principles, and to verify these amounts and the shareholders' pro-rata shares thereof.

International Drillships Ltd.

Date \_\_\_\_\_

By \_\_\_\_\_

Title \_\_\_\_\_

**Additional information required to complete Form 8621 – Return by a Shareholder of a Passive Foreign Investment Company or Qualified Electing Fund:**

Name of QEF            International Drillships Ltd.


Address                c/o Frontier Drilling ASA  
Statsminister Michelsensveg 38  
PB 138 Paradis  
5856 Bergen, Norway

AMI IV-Q, LTD.

Annual Intermediary Statement for HMTF-LA Venezuela Cable, Ltd.

- (i) This Annual Intermediary Statement applies to the taxable year of HMTF-LA Venezuela Cable, Ltd beginning on January 1, 2001 and ending on December 31, 2001
- (ii) The shareholder's pro rata share of ordinary earnings and net capital gain of HMTF-LA Venezuela Cable, Ltd for the taxable year specified in (i) above
- |                   |      |
|-------------------|------|
| Ordinary earnings | none |
| Net capital gain  | none |
- (iii) The amount of cash and fair market value of other property distributed or deemed distributed by HMTF-LA Venezuela Cable, Ltd to the shareholder for the taxable year specified in (i) above
- |                                     |      |
|-------------------------------------|------|
| Cash                                | none |
| Fair market value of other property | none |
- (iv) HMTF-LA Venezuela Cable, Ltd will permit the shareholder to inspect and copy HMTF-LA Venezuela Cable, Ltd 's permanent books of account, records, and such other documents as may be maintained by HMTF-LA Venezuela Cable, Ltd that are necessary (i) to establish that HMTF-LA Venezuela Cable, Ltd 's ordinary earnings and net capital gains are computed in accordance with U S income tax principles, and (ii) to verify these amounts and the shareholder's pro rata shares thereof

AMI IV-Q, Ltd

By 

David W Knickel, Treasurer and Vice President


July 1, 2002

AMI IV-Q, LTD.

Annual Intermediary Statement for Rede Brasil S.A.

- (i) This Annual Intermediary Statement applies to the taxable year of Rede Brasil S A beginning on January 1, 2001 and ending on December 30, 2001
- (ii) The shareholder's pro rata share of ordinary earnings and net capital gain of Rede Brasil S A for the taxable year specified in (i) above
- |                   |      |
|-------------------|------|
| Ordinary earnings | none |
| Net capital gain  | none |
- (iii) The amount of cash and fair market value of other property distributed or deemed distributed by Rede Brasil S A to the shareholder for the taxable year specified in (i) above
- |                                     |      |
|-------------------------------------|------|
| Cash                                | none |
| Fair market value of other property | none |
- (iv) Rede Brasil S A will permit the shareholder to inspect and copy Rede Brasil S A's permanent books of account, records, and such other documents as may be maintained by Rede Brasil S A that are necessary (i) to establish that Rede Brasil S A's ordinary earnings and net capital gains are computed in accordance with U S income tax principles, and (ii) to verify these amounts and the shareholder's pro rata shares thereof

AMI IV-Q, Ltd

By 

David W Knickel, Treasurer and Vice President

July 1, 2002

**FORM 1065 - PFIC ANNUAL INTERMEDIARY STATEMENT - 2001**  
**SCHEDULE K-1 SUPPORTING SCHEDULE - PREPARED PURSUANT TO REGULATION SECTION 1.1295-1(g)(3)**  
**SHAREHOLDER OF RECORD STATEMENT TO INDIRECT OWNER**

The PFIC listed below has permitted the shareholder to examine the books of account, records, and other documents of such PFIC for the shareholder to calculate the amounts of such PFIC's ordinary earnings and the net capital gain according to federal income tax accounting principles and to calculate the shareholder's pro rata shares of such PFIC's ordinary earnings and net capital gain

	<u>Taxable year.</u>	<u>Pro Rata Share Ordinary Earnings</u>	<u>Pro Rata Share Capital Gain</u>	<u>Pro Rata Shares Distributions</u>
BOCP/BFIP Wireless Cayman Corp c/o The Blackstone Group 345 Park Avenue New York NY 10154 EIN 13-4116429	January 1, 2001 through December 31, 2001	NONE	NONE	NONE

FORM 1065 - PFIC ANNUAL INTERMEDIARY STATEMENT - 2001  
 SCHEDULE K-1 SUPPORTING SCHEDULE - PREPARED PURSUANT TO REGULATION SECTION 1.1295-1(g)(3)  
 SHAREHOLDER OF RECORD STATEMENT TO INDIRECT OWNER

The PFIC listed below has permitted the shareholder to examine the books of account, records, and other documents of such PFIC for the shareholder to calculate the amounts of such PFIC's ordinary earnings and the net capital gain according to federal income tax accounting principles and to calculate the shareholder's pro rata shares of such PFIC's ordinary earnings and net capital gain

PTR # 79 Pew Memorial Trust

<u>Part II</u>	Line 1a	Line 2a	Line 3b
<u>Taxable year</u>	<u>Pro Rata Share Ordinary Earnings</u>	<u>Pro Rata Share Capital Gain</u>	<u>Pro Rata Shares Distributions</u>
Liffe Holdings plc Cannon Bridge House 1 Cousin Lane London EC4R 3XX EIN N/A	January 1, 2001 through December 31, 2001  2,940	NONE	NONE

Part IV

Your deemed loss on the disposition of Liffe Holdings, plc is (1,810)

**Return of U.S. Persons With Respect to  
 Certain Foreign Partnerships**

▶ **Attach to your tax return See separate instructions**  
 Information furnished for the foreign partnership's tax year  
 (see instructions) beginning 2001 and ending 20

**Important** All information **must** be in English All amounts **must** be in US dollars unless otherwise indicated

Name of person filing this return <i>The Pew Memorial Trust</i>		Filer's identifying number <i>23-6234669</i>
Filer's address (if you are not filing this form with your tax return)		A Category of filer (see Categories of Filers in the instructions and check applicable box(es)) 1 <input type="checkbox"/> 2 <input type="checkbox"/> 3 <input checked="" type="checkbox"/> 4 <input type="checkbox"/>
		B Filer's tax year beginning 1-1.. 20..01.. and ending ...12-31... 20 01..

C Filer's share of liabilities Nonrecourse \$ NONE	Qualified nonrecourse financing \$ NONE	Other \$ NONE
D If filer is a member of a consolidated group but not the parent enter the following information about the parent		
Name	EIN	
Address		

E Information about certain other partners (see instructions)					
(1) Name	(2) Address	(3) Identifying number	(4) Check applicable box(es)		
			Category 1	Category 2	Constructive owner

F1 Name and address of foreign partnership DLJMB OVERSEAS PARTNERS III, C.V C/O JOHN B. GORSIRAWEG 14 WILLEMSTAD, CURACAO NETHERLANDS, ANTILLES		2 EIN (if any) 98-0231603	3 Country under whose laws organized NETHERLANDS, ANTILLES
4 Date of organization 9/15/00	5 Principal place of business NETHERLANDS, ANTILLES	6 Principal business activity code number 523900	7 Principal business activity INVESTMENTS
		8 Functional currency and exchange rate (see instr) US DOLLAR	

G Provide the following information for the foreign partnership's tax year	
1 Name, address, and identifying number of agent (if any) in the United States NOT APPLICABLE	2 Check if the foreign partnership must file <input type="checkbox"/> Form 1042 <input type="checkbox"/> Form 8804 <input checked="" type="checkbox"/> Form 1065 or 1065-B Service Center where Form 1065 or 1065-B is filed PHILADELPHIA, PA 19255-0011
3 Name and address of foreign partnership's agent in country of organization, if any NOT APPLICABLE	4 Name and address of person(s) with custody of the books and records of the foreign partnership, and the location of such books and records, if different DLJ MERCHANT BANKING III, L.P. ELEVEN MADISON AVENUE, 13TH FLOOR NEW YORK, NY 10010 UNITED STATES
5 Were any special allocations made by the foreign partnership? ▶ <input type="checkbox"/> Yes <input checked="" type="checkbox"/> No	
6 Number of foreign disregarded entities owned by the partnership (attach list) ▶ NONE	
7 How is this partnership classified under the law of the country in which it is organized? ▶ LIMITED PARTNERSHIP	
8 Did the partnership own any separate units within the meaning of Regulations section 1.1503-2(c)(3) or (4)? ▶ <input type="checkbox"/> Yes <input checked="" type="checkbox"/> No	
9 Does this partnership meet both of the following requirements? • The partnership's total receipts for the tax year were less than \$250,000 and • The value of the partnership's total assets at the end of the tax year was less than \$600,000 If Yes do not complete Schedules L, M-1, and M-2 } ▶ <input type="checkbox"/> Yes <input checked="" type="checkbox"/> No	

Sign Here Only if You Are Filing This Form Separately and Not With Your Tax Return	Under penalties of perjury I declare that I have examined this return including accompanying schedules and statements and to the best of my knowledge and belief it is true, correct and complete Declaration of preparer (other than general partner or limited liability company member) is based on all information of which preparer has any knowledge	
	Signature of general partner or limited liability company member	Date
Paid Preparer's Use Only	Preparer's signature	Date
	Firm's name (or yours if self employed) address, and ZIP code	Check if self-employed <input type="checkbox"/> Preparer's SSN or PTIN
	EIN	Phone no ( )



**Schedule A Constructive Ownership of Partnership Interest.** Check the boxes that apply to the filer. If you check box **b**, enter the name, address, and U.S. taxpayer identifying number (if any) of the person(s) whose interest you constructively own. See instructions.

a  Owns a direct interest      b  Owns a constructive interest

Name	Address	Identifying number (if any)	Check if foreign person	Check if direct partner

**Schedule C-1 Certain Partners of Foreign Partnership** (see instructions)

Name	Address	Identifying number (if any)	Check if foreign person
NOT APPLICABLE - PARTNER OWNED LESS THAN 10% AND TRANSFERRED SOLELY CASH			

Does the partnership have any other foreign person as a direct partner?  Yes     No

**Schedule D-2 Affiliation Schedule** List all partnerships (foreign or domestic) in which the foreign partnership owns a direct interest or indirectly owns a 10% interest.

Name	Address	EIN (if any)	Total ordinary income or loss	Check if foreign partnership
DLJMB OVERSEAS PARTNERS III, C.V.	DOES NOT OWN A DIRECT OR INDIRECT	10% INTEREST IN ANY		
OTHER US OR NON-US PARTNERSHIP.				

**Schedule E Income Statement—Trade or Business Income**

**Caution** Include **only** trade or business income and expenses on lines 1a through 22 below. See the instructions for more information.

<b>Income</b>	<b>1a</b> Gross receipts or sales		
	<b>b</b> Less returns and allowances	<b>1b</b>	<b>1c</b>
	<b>2</b> Cost of goods sold	<b>2</b>	
	<b>3</b> Gross profit Subtract line 2 from line 1c	<b>3</b>	
	<b>4</b> Ordinary income (loss) from other partnerships, estates, and trusts (attach schedule)	<b>4</b>	
	<b>5</b> Net farm profit (loss) (attach Schedule F (Form 1040))	<b>5</b>	
	<b>6</b> Net gain (loss) from Form 4797, Part II, line 18	<b>6</b>	
	<b>7</b> Other income (loss) (attach schedule)	<b>7</b>	
<b>8 Total income (loss).</b> Combine lines 3 through 7	<b>8</b>		
<b>Deductions</b> (see page 8 of the instructions for limitations)	<b>9</b> Salaries and wages (other than to partners) (less employment credits)	<b>9</b>	
	<b>10</b> Guaranteed payments to partners	<b>10</b>	
	<b>11</b> Repairs and maintenance	<b>11</b>	
	<b>12</b> Bad debts	<b>12</b>	
	<b>13</b> Rent	<b>13</b>	
	<b>14</b> Taxes and licenses	<b>14</b>	
	<b>15</b> Interest	<b>15</b>	
	<b>16a</b> Depreciation (if required, attach Form 4562)	<b>16a</b>	
	<b>b</b> Less depreciation reported on Schedule A and elsewhere on return	<b>16b</b>	<b>16c</b>
	<b>17</b> Depletion (Do not deduct oil and gas depletion)	<b>17</b>	
	<b>18</b> Retirement plans, etc.	<b>18</b>	
	<b>19</b> Employee benefit programs	<b>19</b>	
	<b>20</b> Other deductions (attach schedule)	<b>20</b>	
	<b>21 Total deductions.</b> Add the amounts shown in the far right column for lines 9 through 20	<b>21</b>	
	<b>22 Ordinary income (loss) from trade or business activities.</b> Subtract line 21 from line 8	<b>22</b>	

**SCHEDULE O**  
**(Form 8865)**

**Transfer of Property to a Foreign Partnership**  
**(under section 6038B)**

OMB No 1545-1668

Department of the Treasury  
Internal Revenue Service

▶ Attach to Form 8865 See Instructions for Form 8865

**2001**

Name of transferor: The Pew Memorial Trust Filer's identifying number: 23-6234669

Name of foreign partnership: DLJMB OVERSEAS PARTNERS III, C.V.

**Part I Transfers Reportable Under Section 6038B**

Type of property	(a) Date of transfer	(b) Number of items transferred	(c) Fair market value on date of transfer	(d) Cost or other basis	(e) Section 704(c) allocation method	(f) Gain recognized on transfer	(g) Percentage interest in partnership after transfer
Cash	VARIOUS IN 2001		970721				VARIOUS
Marketable securities							
Inventory							
Tangible property used in trade or business							
Intangible property							
Other property							

Supplemental Information Required To Be Reported (see instructions)

**Part II Dispositions Reportable Under Section 6038B NOT APPLICABLE**

(a) Type of property	(b) Date of original transfer	(c) Date of disposition	(d) Manner of disposition	(e) Gain recognized by partnership	(f) Depreciation recapture recognized by partnership	(g) Gain allocated to partner	(h) Depreciation recapture allocated to partner

**Part III** Is any transfer reported on this schedule subject to gain recognition under section 904(f)(3) or section 904(f)(5)(F)?  Yes  No



**Return of U.S. Persons With Respect to Certain Foreign Partnerships**

**2001**

Department of the Treasury  
Internal Revenue Service

▶ **Attach to your tax return See separate instructions**  
Information furnished for the foreign partnership's tax year  
(see instructions) beginning 2001, and ending 20

Attachment  
Sequence No 118

**Important** All information **must** be in English All amounts **must** be in U S dollars unless otherwise indicated

Name of person filing this return The Pew Memorial Trust Filer's identifying number 23-6234669

Filer's address (if you are not filing this form with your tax return) \_\_\_\_\_  
**A** Category of filer (see Categories of Filers in the instructions and check applicable box(es))  
 1  2  3  4   
**B** Filer's tax year beginning 1-1-01 and ending 12-31-01

**C** Filer's share of liabilities Nonrecourse \$ 0 Qualified nonrecourse financing \$ 0 Other \$ 0

**D** If filer is a member of a consolidated group but not the parent, enter the following information about the parent  
 Name \_\_\_\_\_ EIN \_\_\_\_\_  
 Address \_\_\_\_\_

**E** Information about certain other partners (see instructions)

(1) Name	(2) Address	(3) Identifying number	(4) Check applicable boxes		
			Category 1	Category 2	Constructive owner

**F1** Name and address of foreign partnership  
 DOVER STREET IV L P  
 CEDAR HOUSE, 41 CEDAR AVENUE  
 HAMILTON HM12, BERMUDA  
**2** EIN (if any)  
 04-3456831  
**3** Country under whose laws organized  
 BERMUDA

**4** Date of organization MARCH 15, 1999 **5** Principal place of business BERMUDA **6** Principal business activity code number 523900 **7** Principal business activity INVESTMENTS **8** Functional currency and exchange rate (see instr) US DOLLARS

**G** Provide the following information for the foreign partnership's tax year

**1** Name address and identifying number of agent (if any) in the United States \_\_\_\_\_  
**2** Check if the foreign partnership must file  
 Form 1042  Form 8804  Form 1065 or 1065-B  
 Service Center where Form 1065 or 1065-B is filed  
 PHILADELPHIA

**3** Name and address of foreign partnership's agent in country of organization if any \_\_\_\_\_  
**4** Name and address of person(s) with custody of the books and records of the foreign partnership, and the location of such books and records, if different  
 HARBOURVEST PARTNERS, LLC  
 ONE FINANCIAL CENTER, 44TH FLOOR  
 BOSTON, MA 02111

**5** Were any special allocations made by the foreign partnership?  Yes  No  
**6** Number of foreign disregarded entities owned by the partnership (attach list) 1  
**7** How is this partnership classified under the law of the country in which it is organized? LIMITED PARTNERSHIP  
**8** Did the partnership own any separate units within the meaning of Regulations section 1.1503-2(c)(3) or (4)?  Yes  No  
**9** Does this partnership meet both of the following requirements?  
 • The partnership's total receipts for the tax year were less than \$250,000 and  
 • The value of the partnership's total assets at the end of the tax year was less than \$600,000  
 If "Yes" do not complete Schedules L, M-1, and M-2  Yes  No

**Sign Here Only if You Are Filing This Form Separately and Not With Your Tax Return**  
 Under penalties of perjury I declare that I have examined this return including accompany schedules and statements and to the best of my knowledge and belief it is true correct and complete Declaration of preparer (other than general partner or limited liability company member) is based on all information of which preparer has any knowledge  
 Signature of general partner or limited liability company member \_\_\_\_\_ Date \_\_\_\_\_

**Paid Preparer's Use Only**  
 Preparer's signature \_\_\_\_\_ Date \_\_\_\_\_ Check if self-employed  Preparer's SSN or PTIN \_\_\_\_\_  
 Firm's name (or yours if self-employed) address and ZIP code \_\_\_\_\_ EIN \_\_\_\_\_ Phone no \_\_\_\_\_

**Schedule A Constructive Ownership of Partnership Interest.** Check the boxes that apply to the filer. If you check box b, enter the name, address, and U.S. taxpayer identifying number (if any) of the person(s) whose interest you constructively own. See instructions.

a  Owns a direct interest      b  Owns a constructive interest

Name	Address	Identifying number (if any)	Check if foreign person	Check if direct partner

**Schedule A-1 Certain Partners of Foreign Partnership (see instructions)**

Name	Address	Identifying number (if any)	Check if foreign person

Does the partnership have any other foreign person as a direct partner?      Yes      No

**Schedule A-2 Affiliation Schedule.** List all partnerships (foreign or domestic) in which the foreign partnership owns a direct interest or indirectly owns a 10% interest.

Name	Address	EIN (if any)	Total ordinary income or loss	Check if foreign partnership
SEE ATTACHED SCHEDULE				

**Schedule B Income Statement - Trade or Business Income**

**Caution.** include **only** trade or business income and expenses on lines 1a through 22 below. See the instructions for more information.

Income	1a	Gross receipts or sales	1a		1c	
	b	Less returns and allowances	1b			
	2	Cost of goods sold			2	
	3	Gross profit. Subtract line 2 from line 1c			3	
	4	Ordinary income (loss) from other partnerships, estates, and trusts (attach schedule)			4	
	5	Net farm profit (loss) (attach Schedule F (Form 1040))			5	
	6	Net gain (loss) from Form 4797, Part II, line 18			6	
	7	Other income (loss) (attach schedule)			7	
8	<b>Total income (loss).</b> Combine lines 3 through 7			8		
Deductions (see page 6 of the instructions for limitations)	9	Salaries and wages (other than to partners) (less employment credits)			9	
	10	Guaranteed payments to partners			10	
	11	Repairs and maintenance			11	
	12	Bad debts			12	
	13	Rent			13	
	14	Taxes and licenses			14	
	15	Interest			15	
	16a	Depreciation (if required, attach Form 4562).	16a			
	b	Less depreciation reported on Schedule A and elsewhere on return	16b		16c	
	17	Depletion (Do not deduct oil and gas depletion)			17	
	18	Retirement plans, etc.			18	
	19	Employee benefit programs			19	
	20	Other deductions (attach schedule)			20	
	21	<b>Total deductions.</b> Add the amounts shown in the far right column for lines 9 through 20.			21	
22	<b>Ordinary income (loss)</b> from trade or business activities. Subtract line 21 from line 8.			22		

**SCHEDULE O  
(Form 8865)**

Department of the Treasury  
Internal Revenue Service

**Transfer of Property to a Foreign Partnership  
(under section 6038B)**

▶ Attach to Form 8865 See Instructions for Form 8865

OMB No 1545-1668

**2001**

Name of transferor: The Lew Memorial Trust Filer's identifying number: 23-6234669  
 Name of foreign partnership: DOVER STREET W.L.P.

**Part I Transfers Reportable Under Section 6038B**

Type of property	(a) Date of transfer	(b) Number of items transferred	(c) Fair market value on date of transfer	(d) Cost or other basis	(e) Section 704(c) allocation method	(f) Gain recognized on transfer	(g) Percentage interest in partnership after transfer
Cash	VARIOUS IN 2001		4,720,000.				6.548240%
Marketable securities							
Inventory							
Tangible property used in trade or business							
Intangible property							
Other property							

Supplemental Information Required To Be Reported (see instructions)

**Part II Dispositions Reportable Under Section 6038B**

N/A

(a) Type of property	(b) Date of original transfer	(c) Date of disposition	(d) Manner of disposition	(e) Gain recognized by partnership	(f) Depreciation recapture recognized by partnership	(g) Gain allocated to partner	(h) Depreciation recapture allocated to partner

**Part III** Is any transfer reported on this schedule subject to gain recognition under section 904(f)(3) or section 904(f)(5)(F)?  Yes  No

For Paperwork Reduction Act Notice, see the Instructions for Form 8865

Schedule O (Form 8865) 2001

**DOVER STREET IV L.P.**

**EIN: 04-3456831**

**FORM 8865**

**Number 6 ATTACHMENT**

Name	Address	EIN
1 Techno VIII Investors LLC	c/o HarbourVest Partners, LLC One Financial Center, 44th Floor Boston, MA 02111	04-3508630

**DOVER STREET IV L.P**

EIN: 04-3456831

**FORM 8865****SCHEDULE A-2 ATTACHMENT**

Name	Address	EIN	Total Ordinary Income/ Loss	Check if Foreign Partnership
1 Altos Ventures II, LP	2882 Sand Hill Road, Suite 100 Menlo Park, CA 94025	94-3338590	N/A	
2 Enterprise Partners IV Associates L P	7979 Ivanhoe Ave , Suite 500 Newport Beach, CA 92660	33-0761557	N/A	
3 Blackstone Offshore Capital Partners III L P	c/o The Blackstone Group, 345 Park Avenue, 14th Floor New York, NY 10154	13-3958252	N/A	X
4 Blackstone CCC Offshore Capital Partners L P	c/o The Blackstone Group, 345 Park Avenue, 14th Floor New York, NY 10154	13-4034417	N/A	X
5 Blackstone FI Offshore Capital Partners (Cayman) L P	c/o The Blackstone Group, 345 Park Avenue, 14th Floor New York, NY 10154	13-4116628	\$ (3,695)	X
6 Blackstone IPCS Offshore Capital Partners L P	c/o The Blackstone Group, 345 Park Avenue, 14th Floor New York, NY 10154	13-4126775	N/A	X
7 Blackstone UTP Offshore Capital Partners L P	c/o The Blackstone Group, 345 Park Avenue, 14th Floor New York, NY 10154	13-4126903	N/A	X
8 Blackstone BC Offshore Capital Partners LP	c/o The Blackstone Group, 345 Park Avenue, 14th Floor New York, NY 10154	13-4041664	\$ (9,379)	X

DOVER STREET IV L P  
 EIN. 04-3456831

FORM 8865  
 SCHEDULE A-2 ATTACHMENT

Name	Address	EIN	Total Ordinary Income/ Loss	Check if Foreign Partnership
9 Blackstone UC Offshore Capital Partners LP	c/o The Blackstone Group, 345 Park Avenue, 14th Floor, New York, NY 10154	13-4095437	\$(46,189)	X
10 Lehman Brothers Offshore Investment Partners II, L P	c/o Lehman Brothers Merchant Banking Partners, Inc , 3 World Financial Center, 18th Floor, New York, NY 10285	N/A	N/A	X
11 Industri Kapital1997 LP	Brettenham House 5 Lancaster Place London, UK WC2E 7EN	Applied For	N/A	X
12 Edelson Technology Partners IV, L P	300 Tice Blvd , Woodcliff Lake, NJ 07675	22-3502346	N/A	
13 Camrian Fund, LLC	201 San Antonio Circle, #235 Mountain View, CA 94040	91-20691010	N/A	
14 Goense Bounds & Partners B, L P	272 East Deer path, Suite 300 Lake Forest, IL 60045	36-4375428	N/A	
15 Innovacom 4 FCRP	23, rue Royale Paris, France 75008	N/A	N/A	X
16 Mobius (formerly SOFTBANK) Technology Venture Advisors Fund V LP	200 W Evelyn St Suite 200, Mountain View, CA 94041	77-0545804	N/A	



DOVER STREET IV L.P

EIN: 04-3456831

FORM 8865

SCHEDULE A-2 ATTACHMENT

Name	Address	EIN	Total Ordinary Income/ Loss	Check if Foreign Partnership
17 Oak IX Affiliates Fund, L P	One Gorham Island Westport, CT 06880	06-1571899	\$ (49)	
18 Redpoint Technology Partners Q-1, L P	300 Sand Hill Road Bldg 2, Suite 290 Menlo Park, CA 94025	94-3348544	N/A	
19 TL Ventures IV Interfund L P	103 Foulk Road, Suite 202 Wilmington, DE 19803	51-0391210	N/A	
20 TL Ventures V Interfund L P	103 Foulk Road, Suite 202 Wilmington, DE 19803	23-3064638	N/A	
21 TL Ventures V L P	103 Foulk Road, Suite 202 Wilmington, DE 19803	23-3051374	N/A	
22 U S Venture Partners Entrepreneur Partners VII-A, L P	2735 Sand Hill Road Menlo Park, CA 94025	94-3360544	N/A	
23 WorldView Strategic Partners III, L P	435 Tasso Street, Suite 120 Palo Alto, CA 94301	77-0529666	N/A	
24 YankeeTek Incubator Fund, L P	One Memorial Drive Cambridge, MA 02142	04-3510776	N/A	

Form **8865**

# Return of U.S. Persons With Respect to Certain Foreign Partnerships

OMB No. 1545-1668

(December 1999)

▶ Attach to your tax return See separate instructions  
Information furnished for the foreign partnership's tax year

Attachment  
Sequence No. 118

Department of the Treasury  
Internal Revenue Service

(see instructions) beginning 01/01, 2001, and ending 12/31, 2001

**Important** All information **MUST** be in English. All amounts **MUST** be in U.S. dollars unless otherwise indicated.

Name of person filing this return: The Pew Memorial Trust Identifying number: 23-6234669

Filer's address (if you are not filing this form with your tax return): \_\_\_\_\_  
A Category of filer (see Categories of Filers in the instructions and check applicable box(es))  
1  2  3  4   
B Filer's tax year beginning 1/1 and ending 12/31/01

C Filer's share of liabilities Nonrecourse \$ 0 Qualified nonrecourse financing \$ 0 Other \$ 0

D If filer is a member of a consolidated group but not the parent enter the following information about the parent:  
Name: \_\_\_\_\_ EIN: \_\_\_\_\_  
Address: \_\_\_\_\_

E Information about certain other partners (see instructions)			(4) Check applicable box(es)		
(1) Name	(2) Address	(3) Identifying number	Category 1	Category 2	Constructive owner
NOT APPLICABLE					

F1 Name and address of foreign partnership: QUALIFIED FUND, C V  
C/O HICKS, MUSE, TATE, & FURST INCORPORATED  
200 CRESCENT COURT, SUITE 1600, DALLAS, TX 75201  
2 EIN (if any): 75-2785520  
3 Country under whose laws organized: NETHERLANDS

4 Date of organization: 07/31/1998 5 Principal place of business: UNITED STATES/NETHERLANDS  
6 Principal business activity code number: 525990 7 Principal business activity: INVESTMENTS  
8 Functional currency and exchange rate (see instr.): U S DOLLAR

G Provide the following information for the foreign partnership's tax year:  
1 Name, address, and identifying number of agent (if any) in the United States: NOT APPLICABLE  
2 Check if the foreign partnership must file:  
 Form 1042  Form 8804  Form 1065 or 1065-B  
Service Center where Form 1065 or 1065-B is filed: PHILADELPHIA, PENNSYLVANIA  
3 Name and address of foreign partnership's agent in country of organization if any: MEESPIERSON TRUST B V  
HERENGRACHT 548, 1017 CG  
AMSTERDAM, THE NETHERLANDS  
4 Name and address of person(s) with custody of the books and records of the foreign partnership, and the location of such books and records if different: DAVID W. KNICKEL  
HICKS, MUSE, TATE & FURST INCORPORATED  
200 CRESCENT COURT, SUITE 1600, DALLAS, TX 75201

5 Were any special allocations made by the foreign partnership?  Yes  No  
6 Number of foreign disregarded entities owned by the partnership (attach list): NONE  
7 How is this partnership classified under the law of the country in which it is organized? CLOSED LIMITED PARTNERSHIP  
8 Did the partnership own any separate units within the meaning of Regulations section 1.1503-2(c)(3) or (4)?  Yes  No  
9 Does this partnership meet both of the following requirements?  
• The partnership's total receipts for the tax year were less than \$250,000 and  
• The value of the partnership's total assets at the end of the tax year was less than \$600,000  
If "Yes," do not complete Schedules L, M-1, and M-2.  Yes  No  
**NOT APPLICABLE**

Sign Here Only if You Are Filing This Form Separately and Not With Your Tax Return  
Under penalties of perjury I declare that I have examined this return including accompanying schedules and statements and to the best of my knowledge and belief it is true, correct, and complete. Declaration of preparer (other than general partner or limited liability company member) is based on all information of which preparer has any knowledge.  
Signature of general partner or limited liability company member: \_\_\_\_\_ Date: \_\_\_\_\_

Paid Preparer's Use Only  
Preparer's signature: \_\_\_\_\_ Date: \_\_\_\_\_  
Firm's name (or yours if self-employed) and address: \_\_\_\_\_  
Check if self-employed  EIN: \_\_\_\_\_  
ZIP code: \_\_\_\_\_

**Schedule A**

**Constructive Ownership of Partnership Interest** Check the boxes that apply to the filer. If you check box b, enter the name, address, and U.S. taxpayer identifying number (if any) of the person(s) whose interest you constructively own. See instructions.

a  Owns a direct interest      b  Owns a constructive interest

Name	Address	Identifying number (if any)	Check if foreign person	Check if direct partner

**Schedule A-1**

**Certain Partners of Foreign Partnership** (see instructions)

Name	Address	Identifying number (if any)	Check if foreign person
<b>NOT APPLICABLE - PARTNER OWNS LESS THAN 10% IN TRANSFEREE PARTNERSHIP AND TRANSFERRED SOLELY CASH</b>			

Does the partnership have any other foreign person as a direct partner?       Yes       No

**Schedule A-2**

**Affiliation Schedule** List all partnerships (foreign or domestic) in which the foreign partnership owns a direct interest or indirectly owns a 10% interest.

Name	Address	EIN (if any)	Total ordinary income or loss	Check if foreign partnership
SEED ACQUISITION, C.V.	C/O HICKS, MUSE, TATE & FURST	75-2793161	NOT	X
FUND ACQUISITION CO., C.V.	INCORPORATED	75-2785519	APPLICABLE	X
INTERNATIONAL SEED HOLDINGS, L.P.	200 CRESCENT COURT,	98-0214611	NOT	X
HMTF/TEMIC MICROTUNE CAYMAN, L.P.	SUITE 1600 DALLAS, TX 75201	98-0216526	APPLICABLE	X

**Schedule B** **Income Statement — Trade or Business Income**

**Caution** Include only trade or business income and expenses on lines 1a through 22 below. See the instructions for more information.

Income	1a Gross receipts or sales	1a		
	b Less returns and allowances	1b		1c
	2 Cost of goods sold			2
	3 Gross profit. Subtract line 2 from line 1c			3
	4 Ordinary income (loss) from other partnerships, estates, and trusts (attach schedule)			4
	5 Net farm profit (loss) (attach Schedule F (Form 1040))			5
	6 Net gain (loss) from Form 4797, Part II, line 18			6
	7 Other income (loss) (attach schedule)			7
8 <b>Total income (loss)</b> Combine lines 3 through 7			8	
Deductions (see page 7 of the instructions for limitations)	9 Salaries and wages (other than to partners) (less employment credits)			9
	10 Guaranteed payments to partners			10
	11 Repairs and maintenance			11
	12 Bad debts			12
	13 Rent			13
	14 Taxes and licenses			14
	15 Interest			15
	16a Depreciation (if required, attach Form 4562)	16a		
	b Less depreciation reported on Schedule A and elsewhere on return	16b		
	17 Depletion (Do not deduct oil and gas depletion)			17
	18 Retirement plans, etc.			18
	19 Employee benefit programs			19
	20 Other deductions (attach schedule)			20
	21 <b>Total deductions</b> Add the amounts shown in the far right column for lines 9 through 20			21
22 <b>Ordinary income (loss)</b> from trade or business activities Subtract line 21 from line 8			22	

**SCHEDULE O**  
**(Form 8865)**

(December 1999)  
Department of the Treasury  
Internal Revenue Service

**Transfer of Property to a Foreign Partnership**  
**(under section 6038B)**

OMB No. 1545-1368

▶ Attach to Form 8865 See Instructions for Form 8865

Name of transferor: The Pew Memorial Trust Identifying number: 23-6234669

Name of foreign partnership:

QUALIFIED FUND, C V

**Part I** Transfers Reportable Under Section 6038B

*N/A*

Type of property	(a) Date of transfer	(b) Number of items transferred	(c) Fair market value on date of transfer	(d) Cost or other basis	(e) Section 704(c) allocation method	(f) Gain recognized on transfer	(g) Percentage interest in partnership after transfer
Cash							
Marketable securities							
Inventory							
Tangible property used in trade or business							
Intangible property							
Other property							

Supplemental Information Required To Be Reported (see instructions)

**Part II** Dispositions Reportable Under Section 6038B

NOT APPLICABLE

(a) Type of property	(b) Date of original transfer	(c) Date of disposition	(d) Manner of disposition	(e) Gain recognized by partnership	(f) Depreciation recapture recognized by partnership	(g) Gain allocated to partner	(h) Depreciation recapture allocated to partner

**Part III** Is any transfer reported on this schedule subject to gain recognition under section 904(f)(3) or section 904(f)(5)(F)?

▶  Yes  No

For Paperwork Reduction Act Notice, see the Instructions for Form 8865

Schedule O (Form 8865) (12-99)

# Return of U.S. Persons With Respect to Certain Foreign Partnerships

## 2001

Department of the Treasury  
Internal Revenue Service

▶ **Attach to your tax return. See separate instructions**  
Information furnished for the foreign partnership's tax year  
(see instructions) beginning 01/01, 2001, and ending 12/31, 2001

Attachment  
Sequence No 118

**Important:** All information must be in English. All amounts must be in U.S. dollars, unless otherwise indicated.

Name of person filing this return: The Lew Memorial Trust Filer's identifying number: 23-6234669

Filer's address (if you are not filing this form with your tax return): \_\_\_\_\_  
A Category of filer (see Categories of Filers in the instructions and check applicable box(es))  
1  2  3  4   
B Filer's tax year beginning \_\_\_\_\_, 20\_\_\_\_, and ending \_\_\_\_\_, 20\_\_\_\_

C Filer's share of liabilities Nonrecourse \$ — Qualified nonrecourse financing \$ — Other \$ —

D If filer is a member of a consolidated group but not the parent, enter the following information about the parent  
Name \_\_\_\_\_ EIN \_\_\_\_\_  
Address \_\_\_\_\_

E Information about certain other partners (see instructions)					
(1) Name	(2) Address	(3) Identifying number	(4) Check applicable box(es)		
			Category 1	Category 2	Constructive owner
NOT APPLICABLE					

F1 Name and address of foreign partnership: PANAM SPORTS FUND IV LIMITED PARTNERSHIP  
C/O HICKS, MUSE, TATE & FURST INCORPORATED  
200 CRESCENT COURT, SUITE 1600, DALLAS TX 75201  
2 EIN (if any): 98-0211025  
3 Country under whose laws organized: CAYMAN ISLANDS

4 Date of organization: 07/15/1999  
5 Principal place of business: CAYMAN ISLANDS  
6 Principal business activity code number: 523900  
7 Principal business activity: INVESTMENTS  
8 Functional currency and exchange rate (see instr): US DOLLAR

G Provide the following information for the foreign partnership's tax year  
1 Name, address, and identifying number of agent (if any) in the United States: NOT APPLICABLE  
2 Check if the foreign partnership must file:  
 Form 1042  Form 8804  Form 1065 or 1065-B  
Service Center where Form 1065 or 1065-B is filed: PHILADELPHIA, PA

3 Name and address of foreign partnership's agent in country of organization if any: HUNTLAW CORPORATE SERVICES LIMITED  
THE HUNTLAW BUILDING, FORT STREET  
GEORGETOWN, GRAND CAYMAN, CAYMAN ISLANDS  
4 Name and address of person(s) with custody of the books and records of the foreign partnership, and the location of such books and records, if different: DAVID W KNICKEL  
HICKS, MUSE, TATE & FURST INCORPORATED  
200 CRESCENT COURT, SUITE 1600, DALLAS, TX 75201

5 Were any special allocations made by the foreign partnership?  Yes  No  
6 Number of foreign disregarded entities owned by the partnership (attach list)  NONE  
7 How is this partnership classified under the law of the country in which it is organized?  EXEMPTED LIMITED PARTNERSHIP  
8 Did the partnership own any separate units within the meaning of Regulations section 1.1503-2(c)(3) or (4)?  Yes  No  
9 Does this partnership meet both of the following requirements?  
• The partnership's total receipts for the tax year were less than \$250,000 and  
• The value of the partnership's total assets at the end of the tax year was less than \$600,000  
If "Yes," do not complete Schedules L, M-1, and M-2.  Yes  No  
NOT APPLICABLE

Sign Here Only if You Are Filing This Form Separately and Not With Your Tax Return: Under penalties of perjury, I declare that I have examined this return, including accompanying schedules and statements, and to the best of my knowledge and belief, it is true, correct, and complete. Declaration of preparer (other than general partner or limited liability company member) is based on all information of which preparer has any knowledge.

Signature of general partner or limited liability company member: \_\_\_\_\_ Date: \_\_\_\_\_

Paid Preparer's Use Only: Preparer's signature: \_\_\_\_\_ Date: \_\_\_\_\_ Check if self-employed:  Preparer's SSN or PTIN: \_\_\_\_\_  
Firm's name (or yours if self-employed), address and ZIP code: \_\_\_\_\_ EIN: \_\_\_\_\_ Phone no: \_\_\_\_\_

**Schedule A** **Constructive Ownership of Partnership Interest.** Check the boxes that apply to the filer. If you check box b, enter the name, address, and U S taxpayer identifying number (if any) of the person(s) whose interest you constructively own. See instructions.

a  Owns a direct interest

b  Owns a constructive interest

Name	Address	Identifying number (if any)	Check if foreign person	Check if direct partner

**Schedule A-1** **Certain Partners of Foreign Partnership (see instructions)**

Name	Address	Identifying number (if any)	Check if foreign person
NOT APPLICABLE - PARTNER OWNS			
LESS THAN 10% IN TRANSFEREE			
PARTNERSHIP AND TRANSFERRED			
SOLELY CASH			

Does the partnership have any other foreign person as a direct partner?  Yes  No

**Schedule A-2** **Affiliation Schedule.** List all partnerships (foreign or domestic) in which the foreign partnership owns a direct interest or indirectly owns a 10% interest.

Name	Address	EIN (if any)	Total ordinary income or loss	Check if foreign partnership
PAN AMERICAN SPORTS PARTNERS CO	C/O HICKS, MUSE, TATE &	98-0208123	NOT	X
PAN AMERICAN SPORTS HOLDINGS LTD	FURST, INCORPORATED	98-0208125	APPLICABLE	X
	200 CRESCENT COURT			
	SUITE 1600			
	DALLAS, TX 75201			

**Schedule B** **Income Statement — Trade or Business Income**

**Caution** Include only trade or business income and expenses on lines 1a through 22 below. See the instructions for more information.

Income	1a Gross receipts or sales	1a		
	b Less returns and allowances	1b		1c
	2 Cost of goods sold			2
	3 Gross profit Subtract line 2 from line 1c			3
	4 Ordinary income (loss) from other partnerships, estates, and trusts (attach schedule)			4
	5 Net farm profit (loss) (attach Schedule F (Form 1040))			5
	6 Net gain (loss) from Form 4797, Part II, line 18			6
	7 Other income (loss) (attach schedule)			7
8 Total income (loss). Combine lines 3 through 7			8	
Deductions (see page 8 of the instructions for limitations)	9 Salaries and wages (other than to partners) (less employment credits)			9
	10 Guaranteed payments to partners			10
	11 Repairs and maintenance			11
	12 Bad debts			12
	13 Rent			13
	14 Taxes and licenses			14
	15 Interest			15
	16a Depreciation (if required, attach Form 4562)	16a		
	b Less depreciation reported on Schedule A and elsewhere on return	16b		16c
	17 Depletion (Do not deduct oil and gas depletion)			17
	18 Retirement plans, etc			18
	19 Employee benefit programs			19
	20 Other deductions (attach schedule)			20
	21 Total deductions Add the amounts shown in the far right column for lines 9 through 20			21
22 Ordinary income (loss) from trade or business activities Subtract line 21 from line 8			22	

**SCHEDULE O**  
**(Form 8865)**

**Transfer of Property to a Foreign Partnership**  
**(under section 6038B)**

OMB No 1545-1668

**2001**

Department of the Treasury  
Internal Revenue Service

▶ Attach to Form 8865 See Instructions for Form 8865.

Name of transferor: The Pew Memorial Trust Filer's identifying number: 23-6234669

Name of foreign partnership:  
**PANAM SPORTS FUND IV LIMITED PARTNERSHIP**

**Part I Transfers Reportable Under Section 6038B**

Type of property	(a) Date of transfer	(b) Number of items transferred	(c) Fair market value on date of transfer	(d) Cost or other basis	(e) Section 704(c) allocation method	(f) Gain recognized on transfer	(g) Percentage interest in partnership after transfer
Cash	4/27/01, 8/6/01, 11/19/01		134,568				136660%
Marketable securities							
Inventory							
Tangible property used in trade or business							
Intangible property							
Other property							

Supplemental Information Required To Be Reported (see instructions)

**Part II Dispositions Reportable Under Section 6038B**

*N/A*

(a) Type of property	(b) Date of original transfer	(c) Date of disposition	(d) Manner of disposition	(e) Gain recognized by partnership	(f) Depreciation recapture recognized by partnership	(g) Gain allocated to partner	(h) Depreciation recapture allocated to partner

**Part III** Is any transfer reported on this schedule subject to gain recognition under section 904(f)(3) or section 904(f)(5)(F)?

▶  Yes  No

For Paperwork Reduction Act Notice, see the Instructions for Form 8865

Schedule O (Form 8865) 2001

Form **8865**

# Return of U.S. Persons With Respect to Certain Foreign Partnerships

OMB No 1545 1658

(December 1999)

▶ Attach to your tax return See separate instructions  
Information furnished for the foreign partnership's tax year

Attachment  
Sequence No **118**

Department of the Treasury  
Internal Revenue Service

(see instructions) beginning 01/01 2001 and ending 12/31 2001

**Important** All information **MUST** be in English All amounts **MUST** be in U S dollars unless otherwise indicated

Name of person filing this return The Pew Memorial Trust Identifying number 23-6234669

Filer's address (if you are not filing this form with your tax return)

A Category of filer (see Categories of Filers in the instructions and check applicable box(es))

1  2  3  4

B Filer's tax year beginning 1/1 and ending 12/31/01

C Filer's share of liabilities Nonrecourse \$ 0 Qualified nonrecourse financing \$ 0 Other \$ 0

D If filer is a member of a consolidated group but not the parent enter the following information about the parent.

Name \_\_\_\_\_ EIN \_\_\_\_\_  
Address \_\_\_\_\_

E Information about certain other partners (see instructions)

(1) Name	(2) Address	(3) Identifying number	(4) Check applicable box(es)		
			Category 1	Category 2	Constructive owner
NOT APPLICABLE					

F1 Name and address of foreign partnership  
**HMA LP CAYMAN, LLC**  
**C/O HICKS, MUSE, TATE & FURST INCORPORATED**  
**200 CRESCENT COURT, SUITE 1600, DALLAS, TX 75201**

2 EIN (if any)  
**98-0195999**  
3 Country under whose laws organized  
**CAYMAN ISLANDS**

4 Date of organization 09/29/1998 5 Principal place of business CAYMAN ISLANDS 6 Principal business activity code number 525990 7 Principal business activity INVESTMENTS 8 Functional currency and exchange rate (see instr) U S DOLLAR

G Provide the following information for the foreign partnership's tax year

1 Name, address, and identifying number of agent (if any) in the United States  
**NOT APPLICABLE**

2 Check if the foreign partnership must file  
 Form 1042  Form 8804  Form 1065 or 1065-B  
Service Center where Form 1065 or 1065-B is filed  
**PHILADELPHIA, PENNSYLVANIA**

3 Name and address of foreign partnership's agent in country of organization if any  
**HUNTLAW CORPORATE SERVICES LIMITED**  
**THE HUNTLAW BUILDING, FORT STREET**  
**GEORGE TOWN, GRAND CAYMAN, CAYMAN ISLANDS**

4 Name and address of person(s) with custody of the books and records of the foreign partnership, and the location of such books and records, if different **DAVID W KNICKEL**  
**HICKS, MUSE, TATE & FURST INCORPORATED**  
**200 CRESCENT COURT, STE 1600, DALLAS, TX 75201**

- 5 Were any special allocations made by the foreign partnership? ▶  Yes  No
- 6 Number of foreign disregarded entities owned by the partnership (attach list) ▶ **NONE**
- 7 How is this partnership classified under the law of the country in which it is organized? ▶ **EXEMPTED LIMITED COMPANY**
- 8 Did the partnership own any separate units within the meaning of Regulations section 1.1503-2(c)(3) or (4)? ▶  Yes  No
- 9 Does this partnership meet both of the following requirements?  
  - The partnership's total receipts for the tax year were less than \$250,000 and
  - The value of the partnership's total assets at the end of the tax year was less than \$600,000
▶  Yes  No  
**NOT APPLICABLE**  
If "Yes" do not complete Schedules L, M-1 and M-2 **NOT APPLICABLE**

Sign Here Only If You Are Filing This Form Separately and Not With Your Tax Return

Under penalties of perjury I declare that I have examined this return including accompanying schedules and statements and to the best of my knowledge and belief it is true correct and complete Declaration of preparer (other than general partner or limited liability company member) is based on all information of which preparer has any knowledge

Signature of general partner or limited liability company member \_\_\_\_\_ Date \_\_\_\_\_

Paid Preparer's Use Only  
Preparer's signature \_\_\_\_\_ Date \_\_\_\_\_ Check if self-employed  Preparer's SSN or PTIN \_\_\_\_\_  
Firm's name (or yours if self-employed) and address \_\_\_\_\_ EIN \_\_\_\_\_  
ZIP code \_\_\_\_\_



**Schedule A**

**Constructive Ownership of Partnership Interest** Check the boxes that apply to the filer. If you check box **b**, enter the name, address, and U.S. taxpayer identifying number (if any) of the person(s) whose interest you constructively own. See instructions.

**a**  Owns a direct interest **b**  Owns a constructive interest

Name	Address	Identifying number (if any)	Check if foreign person	Check if direct partner

**Schedule A-1**

**Certain Partners of Foreign Partnership (see instructions)**

Name	Address	Identifying number (if any)	Check if foreign person
<b>NOT APPLICABLE - PARTNER OWNS LESS THAN 10% IN TRANSFERRED PARTNERSHIP AND TRANSFERRED SOLELY CASH.</b>			

Does the partnership have any other foreign person as a direct partner?  Yes  No

**Schedule A-2**

**Affiliation Schedule** List all partnerships (foreign or domestic) in which the foreign partnership owns a direct interest or indirectly owns a 10% interest.

Name	Address	EIN (if any)	Total ordinary income or loss	Check if foreign partnership
HMTE EQUITY FUND IV CAYMAN, L.P.	C/O HICKS, MUSE, TATE & FURST INCORPORATED	98-0195793	NOT APPLICABLE	X
HM4 TRITON, L.P.	200 CRESCENT COURT SUITE 1600 DALLAS, TX 75201	52-2123842	NOT APPLICABLE	X

**Schedule B**

**Income Statement — Trade or Business Income**

**Caution.** Include only trade or business income and expenses on lines 1a through 22 below. See the instructions for more information.

Income	1a	Gross receipts or sales	1a		1c	
	b	Less returns and allowances	1b		1c	
	2	Cost of goods sold			2	
	3	Gross profit. Subtract line 2 from line 1c			3	
	4	Ordinary income (loss) from other partnerships, estates, and trusts (attach schedule)			4	
	5	Net farm profit (loss) (attach Schedule F (Form 1040))			5	
	6	Net gain (loss) from Form 4797, Part II, line 18			6	
	7	Other income (loss) (attach schedule)			7	
8	<b>Total income (loss)</b> Combine lines 3 through 7			8		
Deductions (see page 7 of the instructions for limitations)	9	Salaries and wages (other than to partners) (less employment credits)			9	
	10	Guaranteed payments to partners			10	
	11	Repairs and maintenance			11	
	12	Bad debts			12	
	13	Rent			13	
	14	Taxes and licenses			14	
	15	Interest			15	
	16a	Depreciation (if required, attach Form 4562)	16a			
	b	Less depreciation reported on Schedule A and elsewhere on return	16b			
	17	Depletion (Do not deduct oil and gas depletion)			17	
	18	Retirement plans, etc.			18	
	19	Employee benefit programs			19	
	20	Other deductions (attach schedule)			20	
	21	<b>Total deductions</b> Add the amounts shown in the far right column for lines 9 through 20			21	
22	<b>Ordinary income (loss)</b> from trade or business activities Subtract line 21 from line 8			22		

**SCHEDULE O**  
**(Form 8865)**  
 (December 1999)  
 Department of the Treasury  
 Internal Revenue Service

**Transfer of Property to a Foreign Partnership**  
**(under section 6038B)**

OMB No 1545-1668

▶ Attach to Form 8865 See Instructions for Form 8865

Name of transferor  
*The Pew Memorial Trust*

Identifying number  
 23-6234669

Name of foreign partnership

**HM4 LP CAYMAN, LLC**

**Part I Transfers Reportable Under Section 6038B**

*N/A*

Type of property	(a) Date of transfer	(b) Number of items transferred	(c) Fair market value on date of transfer	(d) Cost or other basis	(e) Section 704(c) allocation method	(f) Gain recognized on transfer	(g) Percentage interest in partnership after transfer
Cash							
Marketable securities							
Inventory							
Tangible property used in trade or business							
Intangible property							
Other property							

Supplemental Information Required To Be Reported (see instructions)

**Part II Dispositions Reportable Under Section 6038B**

NOT APPLICABLE

(a) Type of property	(b) Date of original transfer	(c) Date of disposition	(d) Manner of disposition	(e) Gain recognized by partnership	(f) Depreciation recapture recognized by partnership	(g) Gain allocated to partner	(h) Depreciation recapture allocated to partner

**Part III** Is any transfer reported on this schedule subject to gain recognition under section 904(f)(3) or section 904(f)(5)(F)?

▶  Yes  No

For Paperwork Reduction Act Notice, see the instructions for Form 8865

Schedule O (Form 8865) (12-99)

Form **8865**

(December 1999)

Department of the Treasury  
Internal Revenue Service

# Return of U.S. Persons With Respect to Certain Foreign Partnerships

▶ Attach to your tax return. See separate instructions.  
Information furnished for the foreign partnership's tax year  
(see instructions) beginning 01/01, 2001 and ending 12/31, 2001

OMB No 1545- 668

Attachment  
Sequence No **118**

**Important. All information MUST be in English. All amounts MUST be in U S dollars unless otherwise indicated**

Name of person filing this return The Pew Memorial Trust Identifying number 23-6234669

Filer's address (if you are not filing this form with your tax return) \_\_\_\_\_  
A Category of filer (see Categories of Filers in the instructions and check applicable boxes):  
1  2  3  4

B Filer's tax year beginning 1/1, and ending 12/31, 01

C Filer's share of liabilities: Nonrecourse \$ 0- Qualified nonrecourse financing \$ 0- Other \$ 0-

D If filer is a member of a consolidated group but not the parent, enter the following information about the parent:  
Name \_\_\_\_\_ EIN \_\_\_\_\_  
Address \_\_\_\_\_

E Information about certain other partners (see instructions)

(1) Name	(2) Address	(3) Identifying number	(4) Check applicable box(es)		
			Category 1	Category 2	Constructive owner
NOT APPLICABLE					

F1 Name and address of foreign partnership  
AMI IV-Q LTD  
C/O HICKS, MUSE, TATE & FURST INCORPORATED  
200 CRESCENT COURT, SUITE 1600, DALLAS, TX 75201  
2 EIN (if any) 98-0200346  
3 Country under whose laws organized CAYMAN ISLANDS

4 Date of organization 07/27/1998 5 Principal place of business CAYMAN ISLANDS 6 Principal business activity code number 525990 7 Principal business activity INVESTMENTS 8 Functional currency and exchange rate (see instr) U S DOLLAR

G Provide the following information for the foreign partnership's tax year:

1 Name, address, and identifying number of agent (if any) in the United States  
NOT APPLICABLE  
2 Check if the foreign partnership must file:  
 Form 1042  Form 8804  Form 1065 or 1065-B  
Service Center where Form 1065 or 1065-B is filed  
PHILADELPHIA, PENNSYLVANIA

3 Name and address of foreign partnership's agent in country of organization, if any  
W S WALKER & COMPANY  
CALEDONIAN HOUSE, MARY STREET  
GEORGE TOWN, GRAND CAYMAN, CAYMAN ISLANDS  
4 Name and address of person(s) with custody of the books and records of the foreign partnership, and the location of such books and records, if different  
DAVID W KNICKEL  
HICKS, MUSE, TATE & FURST INCORPORATED  
200 CRESCENT COURT, STE 1600, DALLAS, TX 75201

5 Were any special allocations made by the foreign partnership?  Yes  No

6 Number of foreign disregarded entities owned by the partnership (attach list)  NONE

7 How is this partnership classified under the law of the country in which it is organized?  EXEMPTED LIMITED COMPANY

8 Did the partnership own any separate units within the meaning of Regulations section 1.1503-2(c)(3) or (4)?  Yes  No

9 Does this partnership meet both of the following requirements?  
• The partnership's total receipts for the tax year were less than \$250,000 and  
• The value of the partnership's total assets at the end of the tax year was less than \$600,000  
If "Yes" do not complete Schedules L, M-1, and M-2.  Yes  No  
NOT APPLICABLE

Sign Here Only if You Are Filing This Form Separately and Not With Your Tax Return  
Under penalties of perjury I declare that I have examined this return, including accompanying schedules and statements, and to the best of my knowledge and belief it is true, correct, and complete. Declaration of preparer (other than general partner or limited liability company member) is based on all information of which preparer has any knowledge.  
Signature of general partner or limited liability company member \_\_\_\_\_ Date \_\_\_\_\_

Paid Preparer's Use Only  
Preparer's signature \_\_\_\_\_ Date \_\_\_\_\_ Check if self-employed  Preparer's SSN or PTIN \_\_\_\_\_  
Firm's name (or yours if self-employed) and address \_\_\_\_\_ EIN \_\_\_\_\_  
ZIP code \_\_\_\_\_

**Schedule A** **Constructive Ownership of Partnership Interest** Check the boxes that apply to the filer. If you check box b, enter the name, address, and U.S. taxpayer identifying number (if any) of the person(s) whose interest you constructively own. See instructions.

a  Owns a direct interest      b  Owns a constructive interest

Name	Address	Identifying number (if any)	Check if foreign person	Check if direct partner

**Schedule A-1** **Certain Partners of Foreign Partnership** (see instructions)

Name	Address	Identifying number (if any)	Check if foreign person

Does the partnership have any other foreign person as a direct partner?  Yes  No

**Schedule A-2** **Affiliation Schedule** List all partnerships (foreign or domestic) in which the foreign partnership owns a direct interest or indirectly owns a 10% interest.

Name	Address	EIN (if any)	Total ordinary income or loss	Check if foreign partnership
AMI IV-O CAYMAN, L.P.	C/O HICKS, MUSE, TATE & FURST INCORPORATED	98-0193852	NOT APPLICABLE	X
HMTF AMI (SP) LTD	200 CRESCENT COURT	98-0211252	NOT APPLICABLE	X
ARGENTINA MEDIA INVESTMENTS, L.P.	SUITE 1600 DALLAS, TX 75201	98-0211249	APPLICABLE	X

**Schedule B** **Income Statement — Trade or Business Income**

**Caution** Include only trade or business income and expenses on lines 1a through 22 below. See the instructions for more information.

		1a	1b	1c
Income	1a Gross receipts or sales			
	b Less returns and allowances			
	2 Cost of goods sold			2
	3 Gross profit Subtract line 2 from line 1c			3
	4 Ordinary income (loss) from other partnerships, estates, and trusts (attach schedule)			4
	5 Net farm profit (loss) (attach Schedule F (Form 1040))			5
	6 Net gain (loss) from Form 4797, Part II, line 18			6
	7 Other income (loss) (attach schedule)			7
8 Total Income (loss) Combine lines 3 through 7			8	
Deductions (see page 7 of the instructions for limitations)	9 Salaries and wages (other than to partners) (less employment credits)			9
	10 Guaranteed payments to partners			10
	11 Repairs and maintenance			11
	12 Bad debts			12
	13 Rent			13
	14 Taxes and licenses			14
	15 Interest			15
	16a Depreciation (if required, attach Form 4562)	16a		
	b Less depreciation reported on Schedule A and elsewhere on return	16b		
	17 Depletion (Do not deduct oil and gas depletion)			17
	18 Retirement plans, etc.			18
	19 Employee benefit programs			19
	20 Other deductions (attach schedule)			20
	21 Total deductions Add the amounts shown in the far right column for lines 9 through 20			21
22 Ordinary income (loss) from trade or business activities Subtract line 21 from line 8			22	

**SCHEDULE O**  
**(Form 8865)**

(December 1999)  
Department of the Treasury  
Internal Revenue Service

**Transfer of Property to a Foreign Partnership**  
**(under section 6038B)**

OMB No 1545-1668

▶ Attach to Form 8865 See Instructions for Form 8865

Name of transferor

*The Pew Memorial Trust*

Identifying number

*23-6234669*

Name of foreign partnership

*AMI IV-Q, LTD*

**Part I** Transfers Reportable Under Section 6038B

*N/A*

Type of property	(a) Date of transfer	(b) Number of items transferred	(c) Fair market value on date of transfer	(d) Cost or other basis	(e) Section 704(c) allocation method	(f) Gain recognized on transfer	(g) Percentage interest in partnership after transfer
Cash							
Marketable securities							
Inventory							
Tangible property used in trade or business							
Intangible property							
Other property							

Supplemental Information Required To Be Reported (see instructions)

**Part II** Dispositions Reportable Under Section 6038B

NOT APPLICABLE

(a) Type of property	(b) Date of original transfer	(c) Date of disposition	(d) Manner of disposition	(e) Gain recognized by partnership	(f) Depreciation recapture recognized by partnership	(g) Gain allocated to partner	(h) Depreciation recapture allocated to partner

**Part III** Is any transfer reported on this schedule subject to gain recognition under section 904(f)(3) or section 904(f)(5)(F)?

▶  Yes  No

For Paperwork Reduction Act Notice, see the Instructions for Form 8865

Schedule O (Form 8865) (12-99)

**Return of U.S. Persons With Respect to  
Certain Foreign Partnerships**

**2001**

Department of the Treasury  
Internal Revenue Service

▶ **Attach to your tax return See separate instructions**  
Information furnished for the foreign partnership's tax year  
(see instructions) beginning 01/01 2001 and ending 12/31 , 20 01

Attachment  
Sequence No **118**

**Important.** All information must be in English All amounts must be in U S dollars unless otherwise indicated

Name of person filing this return The Pew Memorial Trust Filer's identifying number 03-6234669

Filer's address (if you are not filing this form with your tax return) \_\_\_\_\_  
A Category of filer (see Categories of Filers in the instructions and check applicable box(es))  
1  2  3  4   
B Filer's tax year beginning 1-1 20 01 and ending 12-31 20 01

C Filer's share of liabilities Nonrecourse \$ 0 Qualified nonrecourse financing \$ 0 Other \$ 0

D If filer is a member of a consolidated group but not the parent enter the following information about the parent  
Name \_\_\_\_\_ EIN \_\_\_\_\_  
Address \_\_\_\_\_

E Information about certain other partners (see instructions)

(1) Name	(2) Address	(3) Identifying number	(4) Check applicable box(es)		
			Category 1	Category 2	Constructive owner
NOT APPLICABLE					

F1 Name and address of foreign partnership  
HMTF EQUITY FUND IV (1999) CAYMAN, LP  
C/O HICKS, MUSE, TATE & FURST INCORPORATED  
200 CRESCENT COURT, SUITE 1600, DALLAS, TX 75201  
2 EIN (if any) 98-0214613  
3 Country under whose laws organized CAYMAN ISLANDS

4 Date of organization 11/5/99 5 Principal place of business CAYMAN ISLANDS 6 Principal business activity code number 525990 7 Principal business activity INVESTMENTS 8 Functional currency and exchange rate (see instr) US DOLLAR

G Provide the following information for the foreign partnership's tax year  
1 Name, address, and identifying number of agent (if any) in the United States NOT APPLICABLE  
2 Check if the foreign partnership must file  
 Form 1042  Form 8804  Form 1065 or 1065-B  
Service Center where Form 1065 or 1065-B is filed  
PHILADELPHIA, PA

3 Name and address of foreign partnership's agent in country of organization if any  
HUNTLAW CORPORATE SERVICES LIMITED  
THE HUNTLAW BUILDING, FORT STREET  
GEORGETOWN, GRAND CAYMAN, CAYMAN ISLANDS  
4 Name and address of person(s) with custody of the books and records of the foreign partnership, and the location of such books and records, if different  
LINDA THOMPSON  
HICKS, MUSE, TATE & FURST INCORPORATED  
200 CRESCENT COURT, SUITE 1600, DALLAS, TX 75201

5 Were any special allocations made by the foreign partnership? ▶  Yes  No  
6 Number of foreign disregarded entities owned by the partnership (attach list) ▶ NONE  
7 How is this partnership classified under the law of the country in which it is organized? ▶ EXEMPTED LIMITED PARTNERSHIP  
8 Did the partnership own any separate units within the meaning of Regulations section 1.1503-2(c)(3) or (4)? ▶  Yes  No  
9 Does this partnership meet both of the following requirements?  
• The partnership's total receipts for the tax year were less than \$250,000 and  
• The value of the partnership's total assets at the end of the tax year was less than \$600,000  
If "Yes," do not complete Schedules L, M-1, and M-2 } ▶  Yes  No  
NOT APPLICABLE

Sign Here Only If You Are Filing This Form Separately and Not With Your Tax Return  
Under penalties of perjury I declare that I have examined this return, including accompanying schedules and statements and to the best of my knowledge and belief it is true, correct and complete. Declaration of preparer (other than general partner or limited liability company member) is based on all information of which preparer has any knowledge.  
Signature of general partner or limited liability company member \_\_\_\_\_ Date \_\_\_\_\_

Paid Preparer's Use Only  
Preparer's signature \_\_\_\_\_ Date \_\_\_\_\_ Check if self-employed  Preparer's SSN or PTIN \_\_\_\_\_  
Firm's name (or yours if self-employed) address and ZIP code \_\_\_\_\_ EIN \_\_\_\_\_  
Phone no \_\_\_\_\_

**Schedule A Constructive Ownership of Partnership Interest.** Check the boxes that apply to the filer. If you check box **b**, enter the name, address, and U S taxpayer identifying number (if any) of the person(s) whose interest you constructively own. See instructions.

a  Owns a direct interest      b  Owns a constructive interest

Name	Address	Identifying number (if any)	Check if foreign person	Check if direct partner

**Schedule A-1 Certain Partners of Foreign Partnership (see instructions)**

Name	Address	Identifying number (if any)	Check if foreign person
NOT APPLICABLE - PARTNER OWNS LESS THAN 10% IN TRANSFERRED PARTNERSHIP AND TRANSFERRED SOLELY CASH			

Does the partnership have any other foreign person as a direct partner?  Yes  No

**Schedule A-2 Affiliation Schedule** List all partnerships (foreign or domestic) in which the foreign partnership owns a direct interest or indirectly owns a 10% interest.

Name	Address	EIN (if any)	Total ordinary income or loss	Check if foreign partnership
SEED ACQUISITION, CV	C/O HICKS, MUSE, TATE & FURST, INCORPORATED	75-2793161	NOT APPLICABLE	X
INTERNATIONAL SEED HOLDINGS, LE HI CAYMAN, LP	200 CRESCENT COURT SUITE 1600	98-0214611	NOT APPLICABLE	X
EUROPEAN PCB GROUP CAYMAN	DALLAS, TX 75201	98-0336528	APPLICABLE	X
		98-0224974	N/A	X

**Schedule B Income Statement — Trade or Business Income**

**Caution** Include *only* trade or business income and expenses on lines 1a through 22 below. See the instructions for more information.

Income	1a	Gross receipts or sales	1a		1c	
	b	Less returns and allowances	1b		1c	
	2	Cost of goods sold	2			
	3	Gross profit. Subtract line 2 from line 1c	3			
	4	Ordinary income (loss) from other partnerships, estates, and trusts (attach schedule)	4			
	5	Net farm profit (loss) (attach Schedule F (Form 1040))	5			
	6	Net gain (loss) from Form 4797, Part II, line 18	6			
7	Other income (loss) (attach schedule)	7				
8	<b>Total income (loss)</b> . Combine lines 3 through 7	8				
Deductions (see page 8 of the instructions for limitations)	9	Salaries and wages (other than to partners) (less employment credits)	9			
	10	Guaranteed payments to partners	10			
	11	Repairs and maintenance	11			
	12	Bad debts	12			
	13	Rent	13			
	14	Taxes and licenses	14			
	15	Interest	15			
	16a	Depreciation (if required, attach Form 4562)	16a			
	b	Less depreciation reported on Schedule A and elsewhere on return	16b		16c	
	17	Depletion (Do not deduct oil and gas depletion )	17			
	18	Retirement plans, etc	18			
19	Employee benefit programs	19				
20	Other deductions (attach schedule)	20				
21	<b>Total deductions.</b> Add the amounts shown in the far right column for lines 9 through 20	21				
22	<b>Ordinary income (loss)</b> from trade or business activities. Subtract line 21 from line 8	22				

**SCHEDULE O**  
**(Form 8865)**

**Transfer of Property to a Foreign Partnership**  
**(under section 6038B)**

OMB No 1545-1668

**2001**

Department of the Treasury  
Internal Revenue Service

▶ Attach to Form 8865 See Instructions for Form 8865

Name of transferor

*The Pew Memorial Trust*

Filer's identifying number

*23-6234669*

Name of foreign partnership

HMTF EQUITY FUND IV (1999) CAYMAN, LP

**Part I Transfers Reportable Under Section 6038B**

Type of property	(a) Date of transfer	(b) Number of items transferred	(c) Fair market value on date of transfer	(d) Cost or other basis	(e) Section 704(c) allocation method	(f) Gain recognized on transfer	(g) Percentage interest in partnership after transfer
Cash							
Marketable securities							
Inventory							
Tangible property used in trade or business							
Intangible property							
Other property	<i>7/27/01</i>	<i>N/A</i>	<i>35,537</i>				<i>.136658%</i>

**Supplemental Information Required To Be Reported (see instructions)**

INTEREST IN A SENIOR SUBORDINATED PROMISSORY NOTE FROM STONEVILLE HOLDING CORPORATION -  
AT TAX BASIS

**Part II Dispositions Reportable Under Section 6038B**

*N/A*

(a) Type of property	(b) Date of original transfer	(c) Date of disposition	(d) Manner of disposition	(e) Gain recognized by partnership	(f) Depreciation recapture recognized by partnership	(g) Gain allocated to partner	(h) Depreciation recapture allocated to partner

**Part III** Is any transfer reported on this schedule subject to gain recognition under section 904(f)(3) or section 904(f)(5)(F)?

▶  Yes  No

For Paperwork Reduction Act Notice, see the Instructions for Form 8865

Schedule O (Form 8865) 2001



Form **8865**

# Return of U.S. Persons With Respect to Certain Foreign Partnerships

OMB No 1545-1668

# 2001

Department of the Treasury  
Internal Revenue Service

(see instructions) beginning 1/1, 2001, and ending 12/31, 20 01

Attachment  
Sequence No 118

▶ Attach to your tax return See separate instructions.  
Information furnished for the foreign partnership's tax year

**Important:** All information must be in English All amounts must be in U S dollars unless otherwise indicated

Name of person filing this return The Pew Memorial Trust Filer's identifying number 23-6234669

Filer's address (If you are not filing this form with your tax return) A Category of filer (see Categories of Filers in the instructions and check applicable box(es))  
1  2  3  4

B Filer's tax year beginning \_\_\_\_\_, 20\_\_\_\_, and ending \_\_\_\_\_, 20\_\_\_\_

C Filer's share of liabilities Nonrecourse \$ 00 Qualified nonrecourse financing \$ 00 Other \$ 00

D If filer is a member of a consolidated group but not the parent, enter the following information about the parent:

Name \_\_\_\_\_ EIN \_\_\_\_\_  
Address \_\_\_\_\_

E Information about certain other partners (see instructions)

(1) Name	(2) Address	(3) Identifying number	(4) Check applicable box(es)		
			Category 1	Category 2	Constructive owner

F1 Name and address of foreign partnership  
HMTF FUND V CAYMAN, L.P.  
C/O HICKS, MUSE, TATE & FURST INCORPORATED  
200 CRESCENT COURT, SUITE 1600, DALLAS, TX 75201  
2 EIN (if any)  
98-0336423  
3 Country under whose laws organized  
CAYMAN ISLANDS

4 Date of organization 11/22/2000 5 Principal place of business CAYMAN ISLANDS 6 Principal business activity code number 523900 7 Principal business activity INVESTMENTS 8 Functional currency and exchange rate (see instr) US DOLLAR

G Provide the following information for the foreign partnership's tax year

1 Name, address, and identifying number of agent (if any) in the United States  
NOT APPLICABLE  
2 Check if the foreign partnership must file.  
 Form 1042  Form 8804  Form 1065 or 1065-B  
Service Center where Form 1065 or 1065-B is filed  
PHILADELPHIA, PA  
3 Name and address of foreign partnership's agent in country of organization if any  
HUNTLAW CORPORATE SERVICE LTD.  
THE HUNTLAW BUILDING, FORT STREET  
GEORGETOWN, GRAND CAYMAN, CAYMAN ISLANDS  
4 Name and address of person(s) with custody of the books and records of the foreign partnership, and the location of such books and records, if different  
DAVID W. KNICKEL  
C/O HICKS, MUSE, TATE & FURST INC.  
200 CRESCENT CT, STE 1600, DALLAS, TX 75201

5 Were any special allocations made by the foreign partnership? ▶  Yes  No  
6 Number of foreign disregarded entities owned by the partnership (attach list) ▶ \* THREE  
7 How is this partnership classified under the law of the country in which it is organized? ▶ EXEMPTED LIMITED PSHIP  
8 Did the partnership own any separate units within the meaning of Regulations section 1.1503-2(c)(3) or (4)? ▶  Yes  No  
9 Does this partnership meet both of the following requirements?  
• The partnership's total receipts for the tax year were less than \$250,000 and  
• The value of the partnership's total assets at the end of the tax year was less than \$600,000 } ▶  Yes  No  
if "Yes," do not complete Schedules L, M-1 and M-2 N/A

Sign Here Only if You Are Filing This Form Separately and Not With Your Tax Return Under penalties of perjury, I declare that I have examined this return, including accompanying schedules and statements and to the best of my knowledge and belief it is true correct and complete Declaration of preparer (other than general partner or limited liability company member) is based on all information of which preparer has any knowledge  
Signature of general partner or limited liability company member \_\_\_\_\_ Date \_\_\_\_\_

Paid Preparer's Use Only Preparer's signature \_\_\_\_\_ Date \_\_\_\_\_ Check if self-employed  Preparer's SSN or PTIN \_\_\_\_\_  
Firm's name (or yours if self-employed), address, and ZIP code \_\_\_\_\_ EIN \_\_\_\_\_  
Phone no \_\_\_\_\_

**Schedule A** Constructive Ownership of Partnership Interest. Check the boxes that apply to the filer. If you check box b, enter the name, address, and U S taxpayer identifying number (if any) of the person(s) whose interest you constructively own. See instructions

a  Owns a direct interest b  Owns a constructive interest

Table with 5 columns: Name, Address, Identifying number (if any), Check if foreign person, Check if direct partner.

**Schedule A-1** Certain Partners of Foreign Partnership (see instructions)

Table with 4 columns: Name, Address, Identifying number (if any), Check if foreign person.

Does the partnership have any other foreign person as a direct partner?  Yes  No

**Schedule A-2** Affiliation Schedule. List all partnerships (foreign or domestic) in which the foreign partnership owns a direct interest or indirectly owns a 10% interest

Table with 5 columns: Name, Address, EIN (if any), Total ordinary income or loss, Check if foreign partnership.

**Schedule B** Income Statement — Trade or Business Income

Caution. Include only trade or business income and expenses on lines 1a through 22 below. See the instructions for more information

Main income statement table with 22 rows and 3 columns for amounts. Includes sections for Income (lines 1-8) and Deductions (lines 9-21), ending with Ordinary Income (line 22).

**SCHEDULE O**  
**(Form 8865)**

**Transfer of Property to a Foreign Partnership**  
**(under section 6038B)**

OMB No 1545-1668

**2001**

Department of the Treasury  
Internal Revenue Service

▶ Attach to Form 8865. See instructions for Form 8865.

Name of transferor

*The Lew Memorial Trust*

Filer's identifying number

*23-6234669*

Name of foreign partnership

*HMTF FUND V CAYMAN, L.P.*

**Part I** Transfers Reportable Under Section 6038B

Type of property	(a) Date of transfer	(b) Number of items transferred	(c) Fair market value on date of transfer	(d) Cost or other basis	(e) Section 704(c) allocation method	(f) Gain recognized on transfer	(g) Percentage interest in partnership after transfer
Cash	2/12, 6/19 11/8, 12/21		<i>2,088,991.</i>				<i>.637490%</i>
Marketable securities							
Inventory							
Tangible property used in trade or business							
Intangible property							
Other property							

Supplemental Information Required To Be Reported (see instructions)

**Part II** Dispositions Reportable Under Section 6038B **NOT APPLICABLE**

(a) Type of property	(b) Date of original transfer	(c) Date of disposition	(d) Manner of disposition	(e) Gain recognized by partnership	(f) Depreciation recapture recognized by partnership	(g) Gain allocated to partner	(h) Depreciation recapture allocated to partner

**Part III** Is any transfer reported on this schedule subject to gain recognition under section 904(f)(3) or section 904(f)(5)(F)?

▶  Yes  No

For Paperwork Reduction Act Notice, see the Instructions for Form 8865

Schedule O (Form 8865) 2001

Form **8865**

# Return of U.S. Persons With Respect to Certain Foreign Partnerships

OMB No. 1545-1048

**2001**

Department of the Treasury  
Internal Revenue Service

► Attach to your tax return See separate instructions  
Information furnished for the foreign partnership's tax year  
(See instructions) beginning 1-1 2001 and ending 12-31 2001

Attachment  
Sequence No **118**

**Important** All information must be in English All amounts must be in U.S. dollars unless otherwise indicated

Name of person filing this return THE FEW MEMORIAL TRUST Identifying number 23-6234669

Filer's address (if you are not filing this form with your tax return)

A Category of filer (see Categories of Filers in the instructions and check applicable box(es))

1  2  3  4

B Filer's tax year beginning 1-1-01 and ending 12-31-01

C Filer's share of liabilities Nonrecourse \$ 0 Qualified nonrecourse financing \$ 0 Other \$ 0

D If filer is a member of a consolidated group but not the parent enter the following information about the parent

Name \_\_\_\_\_ EIN \_\_\_\_\_  
Address \_\_\_\_\_

E Information about certain other partners (see instructions)

(1) Name	(2) Address	(3) Identifying number	(4) Check applicable box(es)		
			Category 1	Category 2	Constructive owner
N/A					

F1 Name and address of foreign partnership  
Silver Lake Partners Cayman L.P.  
C/O Walkers  
P.O. Box 265 Walker House George Town Grand Cayman

2 EIN (if any) 98-0234429

3 Country under whose laws organized  
Grand Cayman

4 Date of organization 03/00 5 Principal place of business Grand Cayman 6 Principal business activity code number 525990 7 Principal business activity Investment 8 Functional currency and exchange rate (see instr) U.S.

G Provide the following information for the foreign partnership's tax year

1 Name, address, and identifying number of agent (if any) in the United States

2 Check if the foreign partnership must file: Not required but being filed  
 Form 1042  Form 8804  Form 1065 or 1065 B  
 Service Center where Form 1065 or 1065 B is filed  
Philadelphia PA 19255-0111

3 Name and address of foreign partnership's agent in country of organization (if any)  
Walkers P.O. Box 265 GT Walker House Cayman Islands Grand Cayman

4 Name and address of person(s) with custody of the books and records of the foreign partnership and the location of such books and records (if different)  
Silver Lake Technology Management  
2725 Sand Hill Road Bldg C Suite 150  
Menlo Park CA 94025

5 Were any special allocations made by the foreign partnership?  Yes  No

6 Number of foreign disregarded entities owned by the partnership (attach list) 0

7 How is this partnership classified under the law of the country in which it is organized? Limited Partnership

8 Did the partnership own any separate units within the meaning of Regulations section 1.1503-2(c)(3) or (4)?  Yes  No

9 Does this partnership meet both of the following requirements?  
 • The partnership's total receipts for the tax year were less than \$250,000 and  
 • The value of the partnership's total assets at the end of the tax year was less than \$600,000  
 Yes  No  
 If yes, do not complete Schedules L, M-1, and M-2

Sign Here Only If You Are Filing This Form Separately and Not With Your Tax Return Under penalties of perjury, I declare that I have examined this return, including accompanying schedules and statements, and to the best of my knowledge and belief, it is true, correct, and complete. Declaration of preparer (other than general partner or limited liability company member) is based on all information of which preparer has any knowledge.

Signature of general partner or limited liability company member \_\_\_\_\_ Date \_\_\_\_\_

Paid Preparer's Use Only

Preparer's signature \_\_\_\_\_ Date \_\_\_\_\_ Check if self-employed  Preparer's SSN or PTIN \_\_\_\_\_  
 Firm's name (or yours if self-employed) address and ZIP code \_\_\_\_\_ EIN \_\_\_\_\_ Phone no. ( ) \_\_\_\_\_

23-6 234669

**Schedule A Constructive Ownership of Partnership Interest** Check the boxes that apply to the filer. If you check box b, enter the name, address, and U.S. taxpayer identifying number (if any) of the person(s) whose interest you constructively own. See instructions.

a  Owns a direct interest      b  Owns a constructive interest

Name	Address	Identifying number (if any)	Check if foreign person	Check if direct partner

**Schedule A-1 Certain Partners of Foreign Partnership** (see instructions)

Name	Address	Identifying number (if any)	Check if foreign person
N/A			

Does the partnership have any other foreign person as a direct partner?  Yes  No

**Schedule A-2 Affiliation Schedule** List all partnerships (foreign or domestic) in which the foreign partnership owns a direct interest or indirectly owns a 10% interest.

Name	Address	EIN (if any)	Total ordinary income or loss	Check if foreign partnership
N/A				

**Schedule B Income Statement—Trade or Business Income**

**Caution** Include *only* trade or business income and expenses on lines 1a through 22 below. See the instructions for more information.

Income	1a	Gross receipts or sales	1a			
	b	Less: returns and allowances	1b		1c	
	2	Cost of goods sold			2	
	3	Gross profit. Subtract line 2 from line 1c			3	
	4	Ordinary income (loss) from other partnerships, estates, and trusts (attach schedule)			4	
	5	Net farm profit (loss) (attach Schedule F (Form 1040))			5	
	6	Net gain (loss) from Form 4797, Part II, line 18			6	
7	Other income (loss) (attach schedule)			7		
8	<b>Total income (loss)</b> . Combine lines 3 through 7			8		
Deductions	9	Salaries and wages (other than to partners) (less employment credits)			9	
	10	Guaranteed payments to partners			10	
	11	Repairs and maintenance			11	
	12	Bad debts			12	
	13	Rent			13	
	14	Taxes and licenses			14	
	15	Interest			15	
	16a	Depreciation (if required, attach Form 4562)	16a			
	b	Less depreciation reported on Schedule A and elsewhere on return	16b		16c	
	17	Depletion (Do not deduct oil and gas depletion)			17	
	18	Pretirement plans, etc.			18	
	19	Employee benefit programs			19	
	20	Other deductions (attach schedule)			20	
	21	<b>Total deductions</b> . Add the amounts shown in the far right column for lines 9 through 20			21	
	22	<b>Ordinary income (loss)</b> from trade or business activities. Subtract line 21 from line 8			22	

**SCHEDULE O**  
**(Form 8865)**

Department of the Treasury  
Internal Revenue Service

**Transfer of Property to a Foreign Partnership**  
**(under section 6038B)**

▶ Attach to Form 8865 See Instructions for Form 8865

OMB No. 1545-0047

01

Name of transferor  
**THE FEW MEMORIAL TRUST**

Identifying number  
**23-6234669**

Name of foreign partnership  
**Silver Lake Partners Cayman LP**

**Part I Transfers Reportable Under Section 6038B** *N/A*

Type of property	(a) Date of transfer	(b) Number of items transferred	(c) Fair market value on date of transfer	(d) Cost or other basis	(e) Section 704(c) allocation method	(f) Gain recognized on transfer	(g) Percentage interest in partnership after transfer
Cash							
Marketable securities							
Inventory							
Tangible property used in trade or business							
Intangible property							
Other property							

Supplemental Information Required To Be Reported (see instructions)

---



---

**Part II Dispositions Reportable Under Section 6038B** *N/A*

(a) Type of property	(b) Date of original transfer	(c) Date of disposition	(d) Manner of disposition	(e) Gain recognized by partnership	(f) Depreciation recapture recognized by partnership	(g) Gain allocated to partner	(h) Depreciation recapture allocated to partner

**Part III** Is any transfer reported on this schedule subject to gain recognition under section 904(f)(3) or section 904(f)(5)(F)?  Yes  No



Form **8865**

# Return of U.S. Persons With Respect to Certain Foreign Partnerships

OMB No. 1545-0045

**2001**

Department of the Treasury  
Internal Revenue Service

▶ Attach to your tax return. See separate instructions.  
Information furnished for the foreign partnership's tax year (see instructions) beginning 1-1 2001 and ending 12-31 2001

Attachment Sequence No. **118**

**Important** All information **must** be in English. All amounts **must** be in U.S. dollars unless otherwise indicated.

Name of person filing this return: THE FEW MEMORIAL TRUST Identifying number: 23-6234669

Filer's address (if you are not filing this form with your tax return):  
A. Category of filer (see Categories of Filers in the instructions and check applicable box(es))  
1  2  3  4   
B. Filer's tax year beginning 1 1 and ending 12 31 01

C. Filer's share of liabilities: Nonrecourse \$ 0, Qualified nonrecourse financing \$ 0, Other \$ 0

D. If filer is a member of a consolidated group but not the parent, enter the following information about the parent:  
Name: \_\_\_\_\_ EIN: \_\_\_\_\_  
Address: \_\_\_\_\_

E. Information about certain other partners (see instructions)					
(1) Name	(2) Address	(3) Identifying number	(4) Check applicable box(es)		
			Category 1	Category 2	Constitutive Jurisdiction

F1. Name and address of foreign partnership: DOUGHTY HANSON & CO EUROPEAN REAL ESTATE, L.P. NUMBER 1 TIMBER PLACE 45 PALL MALL, LONDON SW1Y5JG  
2. EIN (if any): 98-0210487  
3. Country under whose laws organized: UNITED KINGDOM

4. Date of organization: 7/29/99 5. Principal place of business: UNITED KINGDOM 6. Principal business activity code number: 523900 7. Principal business activity: OTHER FINANCIAL INVESTMENTS 8. Functional currency and exchange rate (see instr.): US \$

G. Provide the following information for the foreign partnership's tax year:  
1. Name, address, and identifying number of agent (if any) in the United States: N/A  
2. Check if the foreign partnership must file:  Form 1042  Form 8804  Form 1065 or 1065 B Service Center where Form 1065 or 1065 B is filed. N/A  
3. Name and address of foreign partnership's agent in country of organization (if any): N/A  
4. Name and address of person(s) with custody of the books and records of the foreign partnership and the location of such books and records (if different): DOUGHTY HANSON & CO EUROPEAN REAL ESTATE, L.P. TIMES PLACE 45 PALL MALL, LONDON SW1Y5JG

5. Were any special allocations made by the foreign partnership?  Yes  No  
6. Number of foreign disregarded entities owned by the partnership (attach list):  NONE  
7. How is this partnership classified under the law of the country in which it is organized?  ENGLISH LIMITED PARTNERSHIP  
8. Did the partnership own any separate units within the meaning of Regulations section 1.1503-2(c)(3) or (4)?  Yes  No  
9. Does this partnership meet both of the following requirements?  
• The partnership's total receipts for the tax year were less than \$250,000 and  
• The value of the partnership's total assets at the end of the tax year was less than \$600,000 }  Yes  No  
If Yes, do not complete Schedules L, M-1, and M-2.

Sign Here Only If You Are Filing This Form Separately and Not With Your Tax Return: Under penalties of perjury, I declare that I have examined this return, including accompanying schedules and statements, and to the best of my knowledge and belief, it is true, correct, and complete. Declaration of preparer (other than general partner or limited liability company member) is based on all information of which preparer has any knowledge.  
Signature of general partner or limited liability company member: \_\_\_\_\_ Date: \_\_\_\_\_  
Preparer's signature: \_\_\_\_\_ Date: \_\_\_\_\_ Check if self-employed:  Preparer's SSN or PTIN: \_\_\_\_\_  
Firm's name (or yours if self-employed), address, and ZIP code: \_\_\_\_\_ EIN: \_\_\_\_\_ Phone no. ( ) \_\_\_\_\_

**Schedule A Constructive Ownership of Partnership Interest** Check the boxes that apply to the filer. If you check box **b**, enter the name, address, and U.S. taxpayer identifying number (if any) of the person(s) whose interest you constructively own. See instructions.

a  Owns a direct interest b  Owns a constructive interest

Name	Address	Identifying number (if any)	Check if foreign person	Check if direct partner

**Schedule A-1 Certain Partners of Foreign Partnership** (see instructions)

Name	Address	Identifying number (if any)	Check if foreign person
N/A			

Does the partnership have any other foreign person as a direct partner?  Yes  No

**Schedule A-2 Affiliation Schedule** List all partnerships (foreign or domestic) in which the foreign partnership owns a direct interest or indirectly owns a 10% interest.

Name	Address	EIN (if any)	Total ordinary income or loss	Check if foreign partnership
N/A				

**Schedule B Income Statement—Trade or Business Income**

**Caution** Include **only** trade or business income and expenses on lines 1a through 22 below. See the instructions for more information.

<b>Income</b>	1a	Gross receipts or sales				
	1b	Less returns and allowances			1c	
	2	Cost of goods sold			2	
	3	Gross profit. Subtract line 2 from line 1c			3	
	4	Ordinary income (loss) from other partnerships, estates, and trusts (attach schedule)			4	
	5	Net farm profit (loss) (attach Schedule F (Form 1040))			5	
	6	Net gain (loss) from Form 4797, Part II, line 18			6	
	7	Other income (loss) (attach schedule)			7	
8	<b>Total income (loss)</b> . Combine lines 3 through 7			8		
<b>Deductions</b>	9	Salaries and wages (other than to partners) (less employment credits)			9	
	10	Guaranteed payments to partners			10	
	11	Repairs and maintenance			11	
	12	Bad debts			12	
	13	Rent			13	
	14	Taxes and licenses			14	
	15	Interest			15	
	16a	Depreciation (if required, attach Form 4562)				
	16b	Less depreciation reported on Schedule A and elsewhere on return			16c	
	17	Depletion ( <b>Do not</b> deduct oil and gas depletion)			17	
	18	Retirement plans, etc.			18	
	19	Employee benefit programs			19	
	20	Other deductions (attach schedule)			20	
	21	<b>Total deductions</b> . Add the amounts shown in the far right column for lines 9 through 20			21	
22	<b>Ordinary income (loss)</b> from trade or business activities. Subtract line 21 from line 8			22		



**SCHEDULE O  
(Form 8865)**

**Transfer of Property to a Foreign Partnership  
(under section 6038B)**

OMB No. 1545-0046

**2001**

Department of the Treasury  
Internal Revenue Service

▶ Attach to Form 8865 See Instructions for Form 8865

Name of transferor

*The PEW MEMORIAL TRUST*

Identifying number

*23-6234669*

Name of foreign partnership

*DOUGHTY HANSON & CO EUROPEAN REAL ESTATE L.P*

**Part I Transfers Reportable Under Section 6038B**

*N/A*

Type of property	(a) Date of transfer	(b) Number of items transferred	(c) Fair market value on date of transfer	(d) Cost or other basis	(e) Section 704(c) allocation method	(f) Gain recognized on transfer	(g) Percentage interest in partnership after transfer
Cash							
Marketable securities							
Inventory							
Tangible property used in trade or business							
Intangible property							
Other property							

Supplemental Information Required To Be Reported (see instructions)

**Part II Dispositions Reportable Under Section 6038B**

*N/A*

(a) Type of property	(b) Date of original transfer	(c) Date of disposition	(d) Manner of disposition	(e) Gain recognized by partnership	(f) Depreciation recapture recognized by partnership	(g) Gain allocated to partner	(h) Depreciation recapture allocated to partner

**Part III** Is any transfer reported on this schedule subject to gain recognition under section 904(f)(3) or section 904(f)(5)(F)?

▶  Yes  No



Firm **8865**

# Return of U.S. Persons With Respect to Certain Foreign Partnerships

CMB 100 245 1003

**2001**

Department of the Treasury  
Internal Revenue Service

▶ Attach to your tax return See separate instructions  
Information furnished for the foreign partnership's tax year  
(see instructions) beginning 1-1 2001 and ending 12-31 2001

Attachment  
Sequence No **118**

**Important** All information **must** be in English All amounts **must** be in U.S. dollars unless otherwise indicated

Name of person filing this return THE PEW MEMORIAL TRUST Identifying number 23-6234669

Filer's address (if you are not filing this form with your tax return) \_\_\_\_\_  
A Category of filer (see Categories of Filers in the instructions and check applicable box(es))  
1  2  3  4   
B Filer's tax year beginning 1 1 and ending 12 31, 01

C Filer's share of liabilities Nonrecourse \$ -0- Qualified nonrecourse financing \$ -0- Other \$ -0-

D If filer is a member of a consolidated group but not the parent enter the following information about the parent  
Name \_\_\_\_\_ EIN \_\_\_\_\_  
Address \_\_\_\_\_

E Information about certain other partners (see instructions)

(1) Name	(2) Address	(3) Identifying number	(4) Check applicable box(es)		
			Category 1	Category 2	Constructive owner
N/A					

F1 Name and address of foreign partnership  
BLACKSTONE FI CAPITAL PARTNERS (CAYMAN), L.P.  
345 PARK AVENUE  
NEW YORK, NY 10154  
2 EIN (if any) 13-4116626  
3 Country under whose laws organized CAYMAN ISLANDS

4 Date of organization 5/1/2000 5 Principal place of business CAYMAN ISLANDS 6 Principal business activity code number 523900 7 Principal business activity INVESTMENTS 8 Functional currency and exchange rate (see instr.) U.S.

G Provide the following information for the foreign partnership's tax year  
1 Name, address, and identifying number of agent (if any) in the United States  
WALKER, WALKER HOUSE  
MARY STREET, GEORGETOWN, P.O. BOX 2656T  
GRAND CAYMAN, CAYMAN ISLAND  
2 Check if the foreign partnership must file  
 Form 1042  Form 8804  Form 1065 or 1065 B  
Service Center where Form 1065 or 1065 B is filed  
3 Name and address of foreign partnership's agent in country of organization, if any  
NONE  
4 Name and address of person(s) with custody of the books and records of the foreign partnership and the location of such books and records, if different  
BLACKSTONE MANAGEMENT ASSOCIATES (CAYMAN) III L.P.  
C/O THE BLACKSTONE GROUP  
345 PARK AVENUE  
NEW YORK, NY 10154

- 5 Were any special allocations made by the foreign partnership? ▶  Yes  No
- 6 Number of foreign disregarded entities owned by the partnership (attach list) ▶ NONE
- 7 How is this partnership classified under the law of the country in which it is organized? ▶ CAYMAN ISLANDS EXEMPTED L.P.
- 8 Did the partnership own any separate units within the meaning of Regulations section 1.1503-2(c)(3) or (4)? ▶  Yes  No
- 9 Does this partnership meet both of the following requirements?  
  - The partnership's total receipts for the tax year were less than \$250,000 and
  - The value of the partnership's total assets at the end of the tax year was less than \$600,000
▶  Yes  No  
If Yes, do not complete Schedules L, M 1, and M 2

Sign Here Only if You Are Filing This Form Separately and Not With Your Tax Return

Under penalties of perjury, I declare that I have examined this return, including accompanying schedules and statements, and to the best of my knowledge and belief, it is true, correct, and complete. Declaration of preparer (other than general partner or limited liability company member) is based on all information of which preparer has any knowledge.

Signature of general partner or limited liability company member \_\_\_\_\_ Date \_\_\_\_\_

Paid Preparer's Use Only

Preparer's signature \_\_\_\_\_ Date \_\_\_\_\_ Check if self-employed  Preparer's SSN or PTIN \_\_\_\_\_  
Firm's name (or yours if self-employed) address and ZIP code \_\_\_\_\_ EIN \_\_\_\_\_ Phone no. ( ) \_\_\_\_\_

**Schedule A Constructive Ownership of Partnership Interest** Check the boxes that apply to the filer. If you check box **b**, enter the name, address, and U.S. taxpayer identifying number (if any) of the person(s) whose interest you constructively own. See instructions.

a  Owns a direct interest b  Owns a constructive interest

Name	Address	Identifying number (if any)	Check if foreign person	Check if direct partner

**Schedule A 1 Certain Partners of Foreign Partnership** (see instructions)

Name	Address	Identifying number (if any)	Check if foreign person

Does the partnership have any other foreign person as a direct partner?  Yes  No

**Schedule A 2 Affiliation Schedule** List all partnerships (foreign or domestic) in which the foreign partnership owns a direct interest or indirectly owns a 10% interest.

Name	Address	EIN (if any)	Total ordinary income or loss	Check if foreign partnership

**Schedule B Income Statement—Trade or Business Income**

**Caution** Include *only* trade or business income and expenses on lines 1a through 22 below. See the instructions for more information.

<b>Income</b>	1a	Gross receipts or sales				
	b	Less returns and allowances			1c	
	2	Cost of goods sold			2	
	3	Gross profit. Subtract line 2 from line 1c			3	
	4	Ordinary income (loss) from other partnerships, estates, and trusts (attach schedule)			4	
	5	Net farm profit (loss) (attach Schedule F (Form 1040))			5	
	6	Net gain (loss) from Form 4797, Part II, line 18			6	
7	Other income (loss) (attach schedule)			7		
8	<b>Total income (loss)</b> . Combine lines 3 through 7			8		
<b>Deductions</b> (see page 7 of the instructions for limitations)	9	Salaries and wages (other than to partners) (less employment credits)			9	
	10	Guaranteed payments to partners			10	
	11	Repairs and maintenance			11	
	12	Bad debts			12	
	13	Rent			13	
	14	Taxes and licenses			14	
	15	Interest			15	
	16a	Depreciation (if required, attach Form 4562)				
	b	Less depreciation reported on Schedule A and elsewhere on return			16c	
	17	Depletion (Do not deduct oil and gas depletion)			17	
	18	Retirement plans, etc.			18	
	19	Employee benefit programs			19	
	20	Other deductions (attach schedule)			20	
	21	<b>Total deductions</b> . Add the amounts shown in the far right column for lines 9 through 20			21	
	22	<b>Ordinary income (loss)</b> from trade or business activities. Subtract line 21 from line 8			22	

**SCHEDULE O**  
**(Form 8865)**

**Transfer of Property to a Foreign Partnership**  
**(under section 6038B)**

CMB 1 1545 16A3

**2001**

Department of the Treasury  
Internal Revenue Service

▶ Attach to Form 8865 See instructions for Form 8865

Name of transferor: **THE PEW MEMORIAL TRUST** Identifying number: **23-6234669**

Name of foreign partnership: **BLACKSTONE FI CAPITAL PARTNERS (CAYMAN) L.P.**

**Part I Transfers Reportable Under Section 6038B**

Type of property	(a) Date of transfer	(b) Number of items transferred	(c) Fair market value on date of transfer	(d) Cost or other basis	(e) Section 704(c) allocation method	(f) Gain recognized on transfer	(g) Percentage interest in partnership after transfer
Cash	VARIOUS		541,792				LESS THAN 1%
Marketable securities							
Inventory							
Tangible property used in trade or business							
Intangible property							
Other property							

Supplemental Information Required To Be Reported (see instructions)

**Part II Dispositions Reportable Under Section 6038B**

N/A

(a) Type of property	(b) Date of original transfer	(c) Date of disposition	(d) Manner of disposition	(e) Gain recognized by partnership	(f) Depreciation recapture recognized by partnership	(g) Gain allocated to partner	(h) Depreciation recapture allocated to partner

**Part III** Is any transfer reported on this schedule subject to gain recognition under section 904(f)(3) or section 904(f)(5)(F)?  Yes  No



Form **8865**

# Return of U.S. Persons With Respect to Certain Foreign Partnerships

OMB No 1545 1668

**2001**

Department of the Treasury  
Internal Revenue Service

▶ Attach to your tax return See separate instructions  
Information furnished for the foreign partnership's tax year  
(see instructions) beginning 1-1 2001 and ending 12-31 2001

Attachment Sequence No **118**

**Important** All information **must** be in English All amounts **must** be in U.S. dollars unless otherwise indicated

Name of person filing this return THE FEW MEMORIAL TRUST Identifying number 23-6234669

Filer's address (if you are not filing this form with your tax return)

A Category of filer (see Categories of Filers in the instructions and check applicable box(es))  
 1  2  3  4

B Filer's tax year beginning 1 1 and ending 12 31 , 01

C Filer's share of liabilities Nonrecourse \$ -0- Qualified nonrecourse financing \$ -0- Other \$ -0-

D If filer is a member of a consolidated group but not the parent enter the following information about the parent

Name EIN  
Address

E Information about certain other partners (see instructions)

(1) Name	(2) Address	(3) Identifying number	(4) Check applicable box(es)		
			Category 1	Category 2	Constructive owner
N/A					

F1 Name and address of foreign partnership  
 BLACKSTONE FI2CAPITAL PARTNERS (CAYMAN), L.P.  
 345 PARK AVENUE  
 NEW YORK, NY 10154

2 EIN (if any)  
 13-4130013

3 Country under whose laws organized  
 CAYMAN ISLANDS

4 Date of organization 5 Principal place of business 6 Principal business activity code number 7 Principal business activity 8 Functional currency and exchange rate (see instr)

5/1/2000 CAYMAN ISLANDS 523900 INVESTMENT U.S.

G Provide the following information for the foreign partnership's tax year

1 Name address and identifying number of agent (if any) in the United States  
 WALKER, WALKER HOUSE  
 MARY STREET, GEORGETOWN, P.O. BOX 2656T  
 GRAND CAYMAN, CAYMAN ISLAND

2 Check if the foreign partnership must file  
 Form 1042  Form 8804  Form 1065 or 1065 B  
 Service Center where Form 1065 or 1065 B is filed

3 Name and address of foreign partnership's agent in country of organization if any  
 NONE

4 Name and address of person(s) with custody of the books and records of the foreign partnership and the location of such books and records, if different  
 BLACKSTONE MANAGEMENT ASSOCIATES (CAYMAN) III L.P.  
 C/O THE BLACKSTONE GROUP  
 345 PARK AVENUE  
 NEW YORK, NY 10154

5 Were any special allocations made by the foreign partnership? ▶  Yes  No

6 Number of foreign disregarded entities owned by the partnership (attach list) ▶ NONE

7 How is this partnership classified under the law of the country in which it is organized? ▶ CAYMAN ISLANDS EXEMPTED L.P.

8 Did the partnership own any separate units within the meaning of Regulations section 1.1503-2(c)(3) or (4)? ▶  Yes  No

9 Does this partnership meet both of the following requirements?  
 • The partnership's total receipts for the tax year were less than \$250,000 and  
 • The value of the partnership's total assets at the end of the tax year was less than \$600,000 } ▶  Yes  No  
 If Yes do not complete Schedules L, M 1, and M 2

Sign Here Only if You Are Filing This Form Separately and Not With Your Tax Return

Under penalties of perjury I declare that I have examined this return including accompanying schedules and statements and to the best of my knowledge and belief it is true correct and complete Declaration of preparer (other than general partner or limited liability company member) is based on all information of which preparer has any knowledge

Signature of general partner or limited liability company member Date

Preparer's signature Date Check if self employed  Preparer's SSN or PTIN

Firm's name (or yours if self employed) address and ZIP code EIN Phone no ( )

**Schedule A**

**Constructive Ownership of Partnership Interest** Check the boxes that apply to the filer. If you check box **b**, enter the name, address, and U.S. taxpayer identifying number (if any) of the person(s) whose interest you constructively own. See instructions.

**a**  Owns a direct interest **b**  Owns a constructive interest

Name	Address	Identifying number (if any)	Check if foreign person	Check if direct partner

**Schedule A-1 Certain Partners of Foreign Partnership** (see instructions)

Name	Address	Identifying number (if any)	Check if foreign person

Does the partnership have any other foreign person as a direct partner?  Yes  No

**Schedule A-2**

**Affiliation Schedule** List all partnerships (foreign or domestic) in which the foreign partnership owns a direct interest or indirectly owns a 10% interest.

Name	Address	EIN (if any)	Total ordinary income or loss	Check if foreign partnership

**Schedule B Income Statement—Trade or Business Income**

**Caution** Include **only** trade or business income and expenses on lines 1a through 22 below. See the instructions for more information.

<b>Income</b>	1a	Gross receipts or sales	1a				
	b	Less returns and allowances	1b			1c	
	2	Cost of goods sold				2	
	3	Gross profit. Subtract line 2 from line 1c				3	
	4	Ordinary income (loss) from other partnerships, estates, and trusts (attach schedule)				4	
	5	Net farm profit (loss) (attach Schedule F (Form 1040))				5	
	6	Net gain (loss) from Form 4797, Part II, line 18				6	
	7	Other income (loss) (attach schedule)				7	
8	<b>Total income (loss)</b> . Combine lines 3 through 7				8		
<b>Deductions</b> (See page 7 of the instructions for limitations)	9	Salaries and wages (other than to partners) (less employment credits)				9	
	10	Guaranteed payments to partners				10	
	11	Repairs and maintenance				11	
	12	Bad debts				12	
	13	Rent				13	
	14	Taxes and licenses				14	
	15	Interest				15	
	16a	Depreciation (if required, attach Form 4562)	16a				
	b	Less depreciation reported on Schedule A and elsewhere on return	16b			16c	
	17	Depletion (Do not deduct oil and gas depletion)				17	
	18	Retirement plans, etc.				18	
	19	Employee benefit programs				19	
	20	Other deductions (attach schedule)				20	
	21	<b>Total deductions</b> . Add the amounts shown in the far right column for lines 9 through 20				21	
22	<b>Ordinary income (loss)</b> from trade or business activities. Subtract line 21 from line 8				22		

**SCHEDULE O**  
**(Form 8865)**

**Transfer of Property to a Foreign Partnership**  
**(under section 6038B)**

OMB No. 1545-0047

2007

Department of the Treasury  
Internal Revenue Service

▶ Attach to Form 8865 See Instructions for Form 8865

Name of transferor THE FEW MEMORIAL TRUST Identifying number 236234669

Name of foreign partnership  
BLACK STONE F12 CAPITAL PARTNERS (CAYMAN) L.P

**Part I Transfers Reportable Under Section 6038B**

Type of property	(a) Date of transfer	(b) Number of items transferred	(c) Fair market value on date of transfer	(d) Cost or other basis	(e) Section 704(c) allocation method	(f) Gain recognized on transfer	(g) Percentage interest in partnership after transfer
Cash	VARIOUS IN 2001		110,110				LESS THAN 1%
Marketable securities							
Inventory							
Tangible property used in trade or business							
Intangible property							
Other property							

Supplemental Information Required To Be Reported (see instructions)

**Part II Dispositions Reportable Under Section 6038B**

N/A

(a) Type of property	(b) Date of original transfer	(c) Date of disposition	(d) Manner of disposition	(e) Gain recognized by partnership	(f) Depreciation recapture recognized by partnership	(g) Gain allocated to partner	(h) Depreciation recapture allocated to partner

**Part III** Is any transfer reported on this schedule subject to gain recognition under section 904(f)(3) or section 904(f)(5)(F)?  Yes  No



# Return of U.S. Persons With Respect to Certain Foreign Partnerships

# 2001

Department of the Treasury  
Internal Revenue Service

▶ Attach to your tax return See separate instructions  
Information furnished for the foreign partnership's tax year  
(see instructions) beginning 2001 and ending 20

Attachment  
Sequence No **118**

**Important** All information **must** be in English All amounts **must** be in US dollars unless otherwise indicated

Name of person filing this return The Pew Memorial Trust Filer's identifying number 23-6234669

Filer's address (if you are not filing this form with your tax return) \_\_\_\_\_  
A Category of filer (see Categories of Filers in the instructions and check applicable box(es))  
1  2  3  4   
B Filer's tax year beginning ... .. 20... .. and ending . . . . 20 ..

C Filer's share of liabilities Nonrecourse \$ \_\_\_\_\_ Qualified nonrecourse financing \$ \_\_\_\_\_ Other \$ \_\_\_\_\_

D If filer is a member of a consolidated group but not the parent, enter the following information about the parent  
Name \_\_\_\_\_ EIN \_\_\_\_\_  
Address \_\_\_\_\_

E Information about certain other partners (see instructions)					
(1) Name	(2) Address	(3) Identifying number	(4) Check applicable box(es)		
			Category 1	Category 2	Constructive owner

F1 Name and address of foreign partnership \_\_\_\_\_ 2 EIN (if any) \_\_\_\_\_  
3 Country under whose laws organized **CAYMAN ISLANDS**

4 Date of organization 3/7/2000 5 Principal place of business CAYMAN ISLANDS 6 Principal business activity code number 523900 7 Principal business activity INVESTMENTS 8 Functional currency and exchange rate (see instr) USD

G Provide the following information for the foreign partnership's tax year  
1 Name address and identifying number of agent (if any) in the United States  
EASTPOINTE MANAGEMENT, LLC  
330 OLD COUNTRY ROAD, SUITE 204  
MINEOLA, NY 11501  
2 Check if the foreign partnership must file  
 Form 1042  Form 8804  Form 1065 or 1065 B  
Service Center where Form 1065 or 1065 B is filed  
3 Name and address of foreign partnership's agent in country of organization, if any  
NONE  
4 Name and address of person(s) with custody of the books and records of the foreign partnership and the location of such books and records, if different  
NONE

5 Were any special allocations made by the foreign partnership? ▶  Yes  No  
6 Number of foreign disregarded entities owned by the partnership (attach list) ▶ NONE  
7 How is this partnership classified under the law of the country in which it is organized? ▶ EXEMPTED LIMITED PARTNERSHIP  
8 Did the partnership own any separate units within the meaning of Regulations section 1.1503-2(c)(3) or (4)? ▶  Yes  No N/A  
9 Does this partnership meet both of the following requirements? N/A  
• The partnership's total receipts for the tax year were less than \$250,000 and  
• The value of the partnership's total assets at the end of the tax year was less than \$600,000 } ▶  Yes  No N/A  
If Yes **do not** complete Schedules L, M-1, and M-2

Sign Here Only If You Are Filing This Form Separately and Not With Your Tax Return  
Under penalties of perjury I declare that I have examined this return including accompanying schedules and statements and to the best of my knowledge and belief it is true correct and complete Declaration of preparer (other than general partner or limited liability company member) is based on all information of which preparer has any knowledge  
Signature of general partner or limited liability company member \_\_\_\_\_ Date \_\_\_\_\_

Paid Preparer's Use Only  
Preparer's signature \_\_\_\_\_ Date \_\_\_\_\_ Check if self-employed  Preparer's SSN or PTIN \_\_\_\_\_  
Firm's name (or yours if self-employed) address and ZIP code \_\_\_\_\_ EIN \_\_\_\_\_  
Phone no ( ) \_\_\_\_\_



**Schedule A**

**Constructive Ownership of Partnership Interest** Check the boxes that apply to the filer. If you check box **b**, enter the name, address, and U S taxpayer identifying number (if any) of the person(s) whose interest you constructively own. See instructions.

a  Owns a direct interest

b  Owns a constructive interest

Name	Address	Identifying number (if any)	Check if foreign person	Check if direct partner

**Schedule B**

**Certain Partners of Foreign Partnership** (see instructions)

Name	Address	Identifying number (if any)	Check if foreign person
SEE SCHEDULE ATTACHED			

Does the partnership have any other foreign person as a direct partner?

Yes

No

**Schedule C**

**Affiliation Schedule.** List all partnerships (foreign or domestic) in which the foreign partnership owns a direct interest or indirectly owns a 10% interest.

Name	Address	EIN (if any)	Total ordinary income or loss	Check if foreign partnership
N/A	N/A	N/A	N/A	N/A

**Schedule D**

**Income Statement—Trade or Business Income**

**Caution** Include **only** trade or business income and expenses on lines 1a through 22 below. See the instructions for more information.

<b>Income</b>	<b>1a</b> Gross receipts or sales				
	<b>b</b> Less returns and allowances			<b>1c</b>	
	<b>2</b> Cost of goods sold			<b>2</b>	
	<b>3</b> Gross profit Subtract line 2 from line 1c			<b>3</b>	
	<b>4</b> Ordinary income (loss) from other partnerships, estates, and trusts (attach schedule)			<b>4</b>	
	<b>5</b> Net farm profit (loss) (attach Schedule F (Form 1040))			<b>5</b>	
	<b>6</b> Net gain (loss) from Form 4797 Part II line 18			<b>6</b>	
	<b>7</b> Other income (loss) (attach schedule)			<b>7</b>	
<b>8 Total income (loss)</b> Combine lines 3 through 7			<b>8</b>		
<b>Deductions</b> (see page 8 of the instructions for limitations)	<b>9</b> Salaries and wages (other than to partners) (less employment credits)			<b>9</b>	
	<b>10</b> Guaranteed payments to partners			<b>10</b>	
	<b>11</b> Repairs and maintenance			<b>11</b>	
	<b>12</b> Bad debts			<b>12</b>	
	<b>13</b> Rent			<b>13</b>	
	<b>14</b> Taxes and licenses			<b>14</b>	
	<b>15</b> Interest			<b>15</b>	
	<b>16a</b> Depreciation (if required, attach Form 4562)				
	<b>b</b> Less depreciation reported on Schedule A and elsewhere on return			<b>16c</b>	
	<b>17</b> Depletion (Do not deduct oil and gas depletion)			<b>17</b>	
	<b>18</b> Retirement plans, etc			<b>18</b>	
	<b>19</b> Employee benefit programs			<b>19</b>	
	<b>20</b> Other deductions (attach schedule)			<b>20</b>	
	<b>21 Total deductions</b> Add the amounts shown in the far right column for lines 9 through 20			<b>21</b>	
<b>22 Ordinary income (loss)</b> from trade or business activities Subtract line 21 from line 8			<b>22</b>		

RESOURCE CAPITAL FUND II, L P  
ATTACHMENTS TO SCHEDULE K-1

---

Partner Name                      Pew Memorial Trust  
Partner ID#                        23-6234669

Pursuant to Internal Revenue Code Regulation Section 1.6083-3, you have qualified as a Category 3 filer with respect to Form 8865, Return of US Persons With Respect to Certain Foreign Partnerships

You are a Category 3 filer either because you have a greater than 10% interest in the above foreign partnership, or because your contribution for the current year has exceeded \$100,000. You own a direct interest in the above foreign partnership.

As a Category 3 filer, you are required to complete the Identifying Information on page 1, Schedule A, Schedule A-1 (for partners with a greater than 10% interest only), Schedule A-2, and Schedule O on Form 8865.

The following is the information necessary to complete the Identifying Information on page 1.

Line F3	Cayman Islands	Line G2	Form 1065 - Philadelphia
Line F4	3/7/2000	Line G3/G4	NONE
Line F5	Cayman Islands	Line G5	NO
Line F6	523900	Line G6	NONE
Line F7	Investments	Line G7	Exempted Limited Partnership
Line F8	USD	Line G8/G9	N/A
Line G1	Eastpointe Management, LLC 330 Old Country Road, Suite 204 Mineola, NY 11501		

In order to complete Schedule A-1, the following is a list of partners whose interest exceeds 10%.

<u>Name &amp; Address</u>	<u>EIN</u>	<u>Foreign (Y/N)</u>
Limit & Co (Hall) Chinquapin Trust Company P O Box 419580, MD 323 Kansas City, MO 64141	43-1265385	N
Okabena Partnership J 5140 Norwest Center 90 South Seventh Street Minneapolis, MN 55402-4139	41-1636022	N
Private Advisors Small Company Buyout Fund, LP 1801 Bayberry Court, Suite 303 Richmond, VA 23226	54-2025625	N

In order to complete Schedule A-2, the following is a list of partnerships in which the above foreign partnership owns a direct or indirect interest.

Name & Address	EIN	Ordinary Income/(Loss)	Foreign (Y/N)
N/A	N/A	N/A	N/A

**SCHEDULE O  
(Form 8865)**

**Transfer of Property to a Foreign Partnership  
(under section 6038B)**

OMB No 1545 1668

**2001**

Department of the Treasury  
Internal Revenue Service

▶ Attach to Form 8865 See Instructions for Form 8865

Name of transferor: The Pew Memorial Trust Filer's identifying number: 23-6234669

Name of foreign partnership: Resource Capital Fund II, L.P.

**Part I Transfers Reportable Under Section 6038B**

Type of property	(a) Date of transfer	(b) Number of items transferred	(c) Fair market value on date of transfer	(d) Cost or other basis	(e) Section 704(c) allocation method	(f) Gain recognized on transfer	(g) Percentage interest in partnership after transfer
Cash	<u>Various in 2001</u>	<u>[REDACTED]</u>	<u>338,659</u>	<u>[REDACTED]</u>	<u>[REDACTED]</u>	<u>[REDACTED]</u>	<u>Various</u>
Marketable securities							
Inventory							
Tangible property used in trade or business							
Intangible property							
Other property							

Supplemental Information Required To Be Reported (see instructions)

**Part II Dispositions Reportable Under Section 6038B**

N/A

(a) Type of property	(b) Date of original transfer	(c) Date of disposition	(d) Manner of disposition	(e) Gain recognized by partnership	(f) Depreciation recapture recognized by partnership	(g) Gain allocated to partner	(h) Depreciation recapture allocated to partner

**Part III** Is any transfer reported on this schedule subject to gain recognition under section 904(f)(3) or section 904(f)(5)(F)?  Yes  No



WESTBROOK REAL ESTATE FUND II, LP  
EIN 13-3929552

The taxpayer is required to file Form 8865 with respect to TCI Ventures, Ltd and Leonardo T K , which are both foreign partnership, because of the constructive ownership rules of IRC Section 554(a)(2) Pursuant to Regulation Section 1.6046A, Form 8865 is being filed on behalf of the foreign partnerships Form 8865 for TCI Ventures, Ltd will be included in the Westbrook Allegro, LLC Form 1065 for the year ended December 31, 2001, which will be filed by October 15, 2002 with the Ogden, UT service center Form 8865 for Leonardo T K will be included in the Westbrook Real Estate Fund II, LP Form 1065 for the year ended December 31, 2001, which will be filed by October 15, 2002 with the Ogden, UT service center

FORM 8865 was  
FILED AT THE PARTNERSHIP LEVEL

WESTBROOK REAL ESTATE FUND IV, L P

EIN 13-4131512

A copy of Form 5471 will be filed on your behalf by the respective underlying partnerships with respect to the partnership's interests in Yuhwa Development Co , Ltd , Myungdong Development Co , Ltd , Bruton Topco Limited, WB-HX (Newbury) Ltd , WB-HX (Newbury) No 1 Ltd, WB-HX (Newbury) No 2 Ltd , Evelyn Road Development Company PTE Ltd , and Blue Seas Co , Ltd , all foreign corporations You are required to attach a statement to your tax return for 2001 indicating that Form 5471 will be filed on your behalf Following is sample language that you may use in that statement

"The taxpayer was required to file Form 5471 with respect to foreign corporations, Yuhwa Development Co , Ltd , Myungdong Development Co , Ltd , Bruton Topco Limited, WB-HX (Newbury) Ltd , Evelyn Road Development Company PTE Ltd , and Blue Seas Co , Ltd because of the constructive ownership rules of IRC Section 554(a)(2) Pursuant to Regulation Section 1.6038-2(j), Form 5471 will be filed for each of the foreign corporations Form 5471 will be included respectively in Yuhwa Investors, LLC's, Saehan Investors, LLC's, and Ryuwa Investors, LLC's tax return for the year ended December 31, 2001, which will be filed on or before April 16, 2002 with the Ogden, UT service center This information is provided in accordance with Regulation Section 1.6038-2(j)(3) "

Please consult your tax advisor regarding your filing requirements

WESTBROOK REAL ESTATE FUND III, L P

EIN 13-4009464

A copy of Form 5471 will be filed on your behalf by the partnership with respect to the partnership's interest in CI Capital Corporation, Sky Trend Investments, Ltd , Pacific Century Residential One TMK, Pacific Century Estate YK, and Kamtoon Investments, Ltd., which are all foreign corporations. You are required to attach a statement to your tax return for 2001 indicating that this Form 5471 will be filed on your behalf. Following is sample language that you may use in that statement:

“The taxpayer was required to file Form 5471 with respect to CI Capital Corporation, Sky Trend Investments, Ltd , Pacific Century Residential One TMK, Pacific Century Estate YK, and Kamtoon Investments, Ltd , which are all foreign corporations, because of the constructive ownership rules of IRC Section 554(a)(2). Pursuant to Regulation Section 1.6038-2(j), Forms 5471 will be filed on the foreign corporation. Form 5471 for CI Capital Corporation will be included in Westbrook Real Estate Fund III, LP's Form 1065 for the year ended December 31, 2001, which will be filed on or before April 15, 2002 with the Ogden, UT Service Center. Forms 5471 for Sky Trend Investments, Ltd , Pacific Century Residential One TMK, Pacific Century Estate YK, and Kamtoon Investments, Ltd. will be included in Pacific Century Japan Residential Property, LLC's Form 1065 for the year ended December 31, 2001, which will be filed on or before April 16, 2002 with the Ogden, UT Service Center. This information is provided in accordance with Regulation Section 1.6038-2(j)(3).”

Please consult your tax advisor regarding your filing requirements.

WESTBROOK REAL ESTATE FUND II

EIN 13-3929552

A copy of Form 5471 was filed on your behalf by the partnership with respect to the partnership's interest in California Funding Corp , Allegro Resorts Corp , and Carnegie Club, all foreign corporations. You are required to attach a statement to your tax return for 2001 indicating that this Form 5471 was filed on your behalf. Following is sample language that you may use in that statement.

“The taxpayer was required to file Form 5471 with respect to California Funding Corp , Allegro Resorts Corp , and Carnegie Club, all foreign corporations, because of the constructive ownership rules of IRC Section 554(a)(2). Pursuant to Regulation Section 1.6038-2(j), Form 5471 was filed on the foreign corporation. Form 5471 will be included in Westbrook Real Estate Fund II, LP's Form 1065 for the year ended December 31, 2001, which will be filed by October 15, 2002 with the Ogden, UT service center. This information is provided in accordance with Regulation Section 1.6038-2(j)(3).”

Please consult your tax advisor regarding your filing requirements.

**PEW Memorial Trust  
23-6234669**

**Tax Year Ended December 31, 2001**

**Statement Pursuant to Reg. Sec. 1.6038-2(i)(3)**

The taxpayer hereby states that it complied with the filing requirements under Reg. §1 6038-2, with respect to Forms 5471, the "Information Return of U.S. Persons With Respect to Certain Foreign Corporations." The taxpayer is excepted from filing Forms 5471 under Reg. §1.6038-2(j)(2) as the required information was filed on the taxpayer's behalf pursuant to Reg. § 1 6038-2(j). The following taxpayer filed Forms 5471 on behalf of the above taxpayer:

Walton Street Real Estate Fund II, L.P.  
36-4208917  
900 North Michigan Avenue – Suite 1900  
Chicago, IL 60611

Walton Street Real Estate Fund II, L.P., U.S.A. filed Form 1065, "U.S. Partnership Return of Income," with the Forms 5471 attached with the Internal Revenue Service Center in Utah, and filed a separate copy of Form 5471 with the Internal Revenue Service Center located in Philadelphia, Pennsylvania



**THE PEW MEMORIAL TRUST**  
**ACCOUNT #0049-00-1/6**  
**EIN 23-6234669**  
**TAX YEAR ENDING 12/31/01**

**ATTACHMENTS PAGE 1 FORM 990-PF**  
**PART I ANALYSIS OF REVENUE AND EXPENSES**

**REVENUE.**

<b>LINE 11</b>	OTHER INCOME		13,070,325
	- PARTNERSHIP INCOME	12,889,092	
	- INTEREST ON PROGRAM RELATED INVESTMENTS	<u>181,233</u>	

**EXPENSES.**

<b>LINE 16c</b>	OTHER PROFESSIONAL FEES		37,591
	- NICHOLAS APPLGATE - INVESTMENT MANAGEMENT FEE		
<b>LINE 18</b>	TAXES		1,410,000
	- 2001 EXCISE TAX PAYMENTS		
<b>LINE 23</b>	OTHER EXPENSES		18,512,667
	- GENERAL AND ADMINISTRATIVE EXPENSES OF THE PEW CHARITABLE TRUSTS DIVISION OF GLENMEDE TRUST COMPANY THESE GENERAL AND ADMINISTRATIVE EXPENSES INCLUDE, BUT ARE NOT LIMITED TO, THE PEW MEMORIAL TRUST'S ALLOCATED PORTION OF SALARIES, WAGES, PENSION PLANS AND EMPLOYEE BENEFITS PAID TO GLENMEDE TRUST COMPANY EMPLOYEES WORKING EXCLUSIVELY ON BEHALF OF THE PEW CHARITABLE TRUSTS THEY DO NOT INCLUDE AMOUNTS REFLECTED ON LINES 13 AND 15 OF FORM 990-PF	14,430,088	
	- MATCHING GIFTS	345,736	
	- PROGRAM DEVELOPMENT & EVALUATION EXPENSE (SEE SCHEDULE ATTACHED FROM PART VIII, LINE 3, FORM 990-PF, PAGE 6)	<u>3,736,843</u>	

**CONTRIBUTIONS**

<b>LINE 25</b>	CONTRIBUTIONS, GIFTS, GRANTS PAID		125,807,383
	- 2001 CONTRIBUTIONS PAID PER PART XV, PAGE 10	126,584,560	
	- LESS PRIOR YEAR RETURNED CONTRIBUTIONS	<u>777,177</u>	



# GLENMEDE

THE PEM MEMORIAL TRUST  
 0049-00-1/6  
 ASSET DIVERSIFICATION  
 12/31/01

OTHER TOTAL	743,000,228	746,977,027	0.03	26.24	100.00	254,611
CASH PAYABLE	476,003-	476,003-		-0.02		0
CASH RECEIVABLE	158,111	158,111		0.01		0
GRAND TOTAL	2,850,559,067	2,846,593,372	1.94	100.00		55,267,093
ADJUSTMENTS:						
EQUITIES						
REITS	930,665-			0		
OTHER						
PARTNERSHIPS AND PRIVATE REITS	2,335,474-			0		
CASH RECEIVABLE	31,358	31,358				
ADJ. GRAND TOTAL	2,847,324,286	2,846,624,730				



# GLENMEDE

THE PER MEMORIAL TRUST  
0049-00-1/6  
COMBINED LIST OF ASSETS  
12/31/01

SHARES/PAR	DESCRIPTION OF ASSETS	BND	RNG	TAX COST	PRICE	MARKET VALUE	CURRENT YIELD	% OF TOTAL	EST ANNUAL INCOME	UNREALIZED CAPITAL CHANGE
1610000	U.S. TREASURY NOTES DTD 8/16/1999	AAA		1,650,690	105.84	1,704,088	5.79	0.06	98,613	53,399
TOTAL										
U.S. GOVERNMENT MUTUAL FUNDS										
4838588+	GLENMEDE FUND INC-CORE FIXED INCOME PORTFOLIO			51,446,786	10.48	50,708,400	6.19	1.78	3,140,243	738,386-
TOTAL										
U.S. GOVERNMENT AGENCIES										
382000	FED RM LN BK BD DTD 10/9/1997	AAA		387,050	102.58	391,848	5.96	0.01	23,359	4,798 #
1200000	INTERNATIONAL DEV AGENCY - ISRAEL DTD 3/15/1993 6.125% 3/15/2003	AAA		1,192,476	103.51	1,242,168	5.92	0.04	73,500	49,692
12000000	FED NTL MKG ASSOC DTD 8/6/1999	AAA		11,695,740	106.55	12,785,640	6.10	0.45	780,000	1,089,900 #
602000	FNMA DTD 6/22/2001 5.25%	AAA		625,045	101.83	613,005	5.16	0.02	31,605	12,041-
11050000	FNMA DTD 3/26/2001 5.5% 3/15/2011	AAA		10,494,627	98.23	10,854,857	5.60	0.38	607,750	360,230
1898000	FNMA DTD 5/25/2001 6% 5/15/2011	AAA		1,993,271	101.69	1,930,019	5.90	0.07	113,880	63,251-
TOTAL										
10000000	HOUSEHOLD FINANCE CORP DTD 7/18/2000 8% 7/15/2010	A2		10,869,500	108.59	10,859,300	7.37	0.38	800,000	10,200-
FINANCE MISCELLANEOUS										
TOTAL										

# GLENMEDE

THE FPM MEMORIAL TRUST  
 0049-00-1/6  
 COMBINED LIST OF ASSETS  
 12/31/01

SHARES/PAR	DESCRIPTION OF ASSETS	END RTG	TAX COST	MARKET VALUE	CURRENT YIELD	% OF TOTAL	EST ANNUAL INCOME	UNREALIZED CAPITAL CHANGE
CORPORATE BONDS - INDUSTRIAL								
4245000	MERCK & CO INC DTD 12/27/2001	AAA	4,241,392	4,241,180	4.13	0.15	175,106	212-
12712000	ABBOTT LABORATORIES DTD 7/5/2001	AAA	12,670,178	13,052,173	5.48	0.46	715,050	381,996
15042000	IBM CORP DTD 2/1/1999 5.375% 2/1/2009	A1	15,026,170	14,682,195	5.51	0.52	808,508	343,975-
5047000	WAL MART STORES INC DTD 8/10/1999 6.875% 8/10/2009	AA2	5,026,704	5,411,192	6.41	0.19	346,981	384,488 #
TOTAL								
			10,869,500	10,859,300	7.37	0.38	800,000	10,200-
CORPORATE BONDS - FINANCE								
10290000	GMAC DTD 12/10/1999 6.75% 12/10/2002	A2	10,272,158	10,530,889	6.60	0.37	694,575	258,731 #
2317500	ASSOC CORP N.A. DTD 4/21/1998 6% 4/15/2003	AA3	2,317,493	2,408,207	5.77	0.08	139,050	90,714 #
8384000	ASSOC CORP NA DTD 10/30/1998 5.75% 11/1/2003	AA1	8,340,133	8,730,008	5.52	0.31	482,080	389,874 #
3190000	GENL MOTORS ACCEPT CORP DTD 1/11/2001 6.75% 1/15/2006	A2	3,176,474	3,230,928	6.66	0.11	215,325	54,453
5000000	JP MORGAN CHASE & CO DTD 8/14/2001 5.625% 8/15/2006	AA3	5,097,050	5,077,050	5.54	0.18	281,250	20,000-
10369000	MERRILL LYNCH & CO DTD 2/17/1999 6% 2/17/2009	AA3	10,127,942	10,320,162	6.03	0.36	622,140	192,220 #
TOTAL								
			36,964,444	37,386,740	5.47	1.31	2,045,645	422,297



# GLENMEDE

THE PEM MEMORIAL TRUST  
 0049-00-1/6  
 COMBINED LIST OF ASSETS  
 12/31/01

SHARES/PAR	DESCRIPTION OF ASSETS	END	RNG	TAX COST	PRICE	MARKET VALUE	CURRENT YIELD	% OF TOTAL	EST ANNUAL INCOME	UNREALIZED CAPITAL CHANGE
45326+	PNMA #22355 DTD 12/1/1985 6.75% ORIGINAL FACE VALUE: 6,521,323.00	AAA		44,766	100.79	45,681	6.70	0.00	3,059	915
15264+	PNMA #287809 DTD 6/1/1994 7% ORIGINAL FACE VALUE: 1,107,896.00	AAA		15,207	101.95	15,562	6.87	0.00	1,068	355
13151+	PNMA #1405 DTD 1/1/1983 6.25% ORIGINAL FACE VALUE: 9,468,682.00	AAA		13,122	99.96	13,145	6.25	0.00	822	23
15098+	PNMA #50207 DTD 6/1/1989 10.5% ORIGINAL FACE VALUE: 2,471,616.00	AAA		15,591	104.78	15,820	10.02	0.00	1,585	228 #
59753+	PNMA GR#18-4879 DTD 7/1/1983 7.75% 12/1/2006 ORIGINAL FACE VALUE: 1,663,973.00	AAA		55,421	104.08	62,190	7.45	0.00	4,631	6,770
9765+	PNMA #316218 DTD 6/1/1995 6.5% ORIGINAL FACE VALUE: 593,130.00	AAA		9,518	101.25	9,887	6.42	0.00	635	369
37116+	PNMA #555359 DTD 11/1/1997 6.5% ORIGINAL FACE VALUE: 361,324.00	AAA		37,086	100.16	37,174	6.49	0.00	2,413	88 #
83032+	PNMA GR#25-5698 DTD 8/1/1985 7.75% 5/1/2008 ORIGINAL FACE VALUE: 619,589.00	AAA		85,834	104.38	86,667	7.42	0.00	6,435	833
22551+	PNMA #555350 DTD 11/1/1997 6% ORIGINAL FACE VALUE: 152,522.00	AAA		22,291	101.71	22,937	5.90	0.00	1,353	646
1369706+	PNMA 1994-20 BN DTD 2/1/1994 6.5% ORIGINAL FACE VALUE: 4,404,080.00	AAA		177,420	9.84	134,820	66.04	0.00	89,031	42,600-



# GLENMEDE

THE BEN MEMORIAL TRUST  
0049-00-1/6  
COMBINED LIST OF ASSETS  
12/31/01

SHARES/PAR	DESCRIPTION OF ASSETS	BND	RTG	TAX COST	PRICE	MARKET VALUE	CURRENT YIELD	% OF TOTAL	EST ANNUAL INCOME	UNREALIZED CAPITAL CHANGE
248810+	FNMA #287152 DTD 6/1/1994 7.5% ORIGINAL FACE VALUE: 1,296,200.00	AAA		256,430	105.31	262,027	7.12	0.01	18,661	5,597 #
140529+	FIMC GOLD #G10753 DTD 11/1/1997 6.5% 9/1/2009 ORIGINAL FACE VALUE: 393,134.00	AAA		141,230	102.72	144,348	6.33	0.01	9,134	3,118 #
80678+	FIMC GR#18-4176 DTD 9/1/1979 7.25% 9/1/2009 ORIGINAL FACE VALUE: 3,913,509.00	AAA		74,073	103.84	83,779	6.98	0.00	5,849	9,707
5532562+	CHASE 1993-M AS DTD 11/1/1993 6.25% 11/25/2009 ORIGINAL FACE VALUE: 7,860,000.00	AAA		5,503,171	102.22	5,655,275	6.11	0.20	345,785	152,104
4964595+	BEAR STEARNS 95-1 1A DTD 4/1/1995 6.47% 5/25/2010 ORIGINAL FACE VALUE: 16,213,000.00	AAA		4,827,937	102.03	5,065,426	6.18	0.18	313,264	237,489 #
1005598+	FNMA #313815 DTD 10/1/1997 6.5% 1/1/2011 ORIGINAL FACE VALUE: 2,865,347.00	AAA		1,006,091	102.94	1,035,142	6.31	0.04	65,364	29,052 #
855706+	FNMA #313801 DTD 10/1/1997 8.5% 1/1/2012 ORIGINAL FACE VALUE: 3,058,213.00	AAA		898,268	106.50	911,301	7.98	0.03	72,735	13,033 #
619854+	FNMA #313811 DTD 10/1/1997 7% 3/1/2012 ORIGINAL FACE VALUE: 2,743,488.00	AAA		626,955	103.79	643,372	6.74	0.02	43,390	16,417 #
1638000	RAILCAR LEASING DTD 3/7/1997 7.125% 1/15/2013 ORIGINAL FACE VALUE: 16,380,000.00	AAA		16,114,465	105.34	17,255,306	6.76	0.61	1,167,075	1,140,841
4094817+	COUNTRYWIDE 6.5 6/25/13 DTD 4/1/1998 6.5% 6/25/2013 ORIGINAL FACE VALUE: 8,999,000.00	AAA		4,068,466	101.31	4,148,541	6.42	0.15	266,163	80,076 #

# GLENMEDE

THE BEN MEMORIAL TRUST  
 0049-00-1/6  
 COMBINED LIST OF ASSETS  
 12/31/01

SHARES/PAR	DESCRIPTION OF ASSETS	RND	RTG	TAX COST	PRICE	MARKET VALUE	CURRENT YIELD	% OF TOTAL	EST ANNUAL INCOME	UNREALIZED CAPITAL CHANGE
9289630+	PNC MORTGAGE SECURITIES CORP 1998-11 ZAIPTD 10/1/1998 6.5% 11/25/2013 ORIGINAL FACE VALUE: 15,976,949.00	AAA		8,915,750	100.88	9,370,914	6.44	0.33	603,826	455,165 #
34573+	FNMA #45685 DTD 4/1/1987 10% 4/1/2016 ORIGINAL FACE VALUE: 900,385.00	AAA		37,014	109.47	37,848	9.13	0.00	3,457	833
463825+	PRIME GOLD #A01668 DTD 12/1/1996 8.25% 5/1/2017 ORIGINAL FACE VALUE: 1,646,222.00	AAA		483,320	107.09	496,715	7.70	0.02	38,266	13,395
2421329+	FNMA STRIP 45-2 I.O. DTD 11/1/1988 9.5% 11/1/2018 ORIGINAL FACE VALUE: 169,079,275.00	AAA		1,325,664	16.44	397,994	57.80	0.01	230,026	927,671- #
2349678+	FNMA REMIC 88-31 D.P.O. DTD 12/1/1988 0% 12/25/2018 ORIGINAL FACE VALUE: 9,898,812.00	AAA		1,599,698	89.94	2,113,229	0.00	0.07	0	513,531
2051623+	FNMA #313800 DTD 10/1/1997 8.5% 8/1/2019 ORIGINAL FACE VALUE: 6,771,580.00	AAA		2,173,903	107.35	2,202,438	7.92	0.08	174,388	28,535 #
115062+	FNMA #336554 DTD 1/1/1996 8.5% 11/1/2019 ORIGINAL FACE VALUE: 949,836.00	AAA		119,384	107.06	123,189	7.94	0.00	9,780	3,806 #
267564+	FNMA #166124 DTD 7/1/1992 10% 1/1/2020 ORIGINAL FACE VALUE: 1,573,804.00	AAA		289,554	112.00	299,672	8.93	0.01	26,756	10,117
148300+	PRIME #555357 DTD 11/1/1997 10% 4/1/2020 ORIGINAL FACE VALUE: 690,155.00	AAA		162,629	111.12	164,793	9.00	0.01	14,830	2,164 #
31204+	PRIME GOLD #B70037 DTD 12/1/1991 9.5% 6/1/2020 ORIGINAL FACE VALUE: 343,498.00	AAA		33,880	108.66	33,905	8.74	0.00	2,964	24

# GLENMEDE

THE FFW MEMORIAL TRUST  
0049-00-1/6  
COMBINED LIST OF ASSETS  
12/31/01

SHARES/PAR	DESCRIPTION OF ASSETS	RNG	TAX COST	PRICE	MARKET VALUE	CURRENT YIELD	% OF TOTAL	EST ANNUAL INCOME	UNREALIZED CAPITAL CHANGE
1959451+	8% 6/1/2020 FIMC GOLD #G00804 DTD 11/1/1997 ORIGINAL FACE VALUE: 6,083,072.00	AAA	2,052,115	105.39	2,065,045	7.59	0.07	156,756	12,930 #
547267+	6/1/2020 FIMC #166121 DTD 7/1/1992 9% ORIGINAL FACE VALUE: 4,093,192.00	AAA	563,599	108.54	593,998	8.29	0.02	49,254	30,399 #
270027+	9% 2/1/2021 FIMC GOLD #G00806 DTD 11/1/1997 ORIGINAL FACE VALUE: 889,007.00	AAA	290,068	108.00	291,629	8.33	0.01	24,302	1,561 #
128765+	2/1/2021 FIMC # 313796 DTD 10/1/1997 9.5% ORIGINAL FACE VALUE: 376,418.00	AAA	140,963	109.12	140,514	8.71	0.00	12,233	449-
3654135+	2/1/1998 6.5% 2/18/2021 FANNIE MAE FFR 1998-4 PI REMIC ORIGINAL FACE VALUE: 7,189,230.00	AAA	738,821	8.88	324,304	73.24	0.01	237,519	414,516-
228081+	9.5% 3/1/2021 FIMC GOLD #G00807 DTD 11/1/1997 ORIGINAL FACE VALUE: 787,297.00	AAA	245,039	107.99	246,312	8.80	0.01	21,668	1,272 #
153037+	8.5% 6/1/2021 FIMC GOLD #G00805 DTD 11/1/1997 ORIGINAL FACE VALUE: 542,188.00	AAA	161,654	108.19	165,566	7.86	0.01	13,008	3,913 #
278302+	6/1/2021 FIMC #313814 DTD 10/1/1997 6.5% ORIGINAL FACE VALUE: 905,990.00	AAA	276,965	101.33	282,009	6.41	0.01	18,090	5,044 #
594199+	8% 4/1/2022 FIMC GOLD #C00109 DTD 4/1/1992 ORIGINAL FACE VALUE: 7,495,732.00	AAA	590,218	105.63	627,622	7.57	0.02	47,536	37,404 #
2274787+	7.5% 1/1/2023 FIMC GOLD #G00803 DTD 11/1/1997 ORIGINAL FACE VALUE: 7,575,818.00	AAA	2,333,172	104.26	2,371,761	7.19	0.08	170,609	38,589 #

# GLENMEDE

THE PEM MEMORIAL TRUST  
0049-00-1/6  
COMBINED LIST OF ASSETS  
12/31/01

SHARES/PAR	DESCRIPTION OF ASSETS	RND	TAX COST	PRICE	MARKET VALUE	CURRENT YIELD	% OF TOTAL	EST ANNUAL INCOME	UNREALIZED CAPITAL CHANGE
452819 #	FNMA #313807 DTD 10/1/1997 7.5% 2/1/2023 ORIGINAL FACE VALUE: 1,753,901.00	AAA	467,005	104.21	471,873	7.20	0.02	33,961	4,868 #
1822775+	FARMER MAE DTD 12/1/1993 6.5% 10/25/2023 ORIGINAL FACE VALUE: 10,600,000.00	AAA	179,145	10.53	191,956	61.72	0.01	118,480	12,812
145564+	GMMA #388164 DTD 3/1/1994 7.5% 3/15/2024 ORIGINAL FACE VALUE: 567,700.00	AAA	134,920	104.06	151,477	7.21	0.01	10,917	16,557
2467865+	GMMA #366782 DTD 5/1/1994 7% 5/15/2024 ORIGINAL FACE VALUE: 5,970,100.00	AAA	2,211,053	102.75	2,535,732	6.81	0.09	172,751	324,679
42244+	FNMA #288864 DTD 7/1/1994 8% 7/1/2024 ORIGINAL FACE VALUE: 762,414.00	AAA	42,019	103.59	43,762	7.72	0.00	3,379	1,743
2043255+	FNMA STRIP 264-1 PO DTD 7/1/1994 0% 7/1/2024 ORIGINAL FACE VALUE: 11,845,000.00	AAA	1,549,042	81.94	1,674,181	0.00	0.06	0	125,139
30279+	FNMA #290902 DTD 8/1/1994 8% 8/1/2024 ORIGINAL FACE VALUE: 265,000.00	AAA	31,112	103.59	31,368	7.72	0.00	2,422	256
275163+	FHMC GOLD #D71783 DTD 5/1/1996 8% 12/1/2024 ORIGINAL FACE VALUE: 1,164,700.00	AAA	283,528	105.63	290,641	7.57	0.01	22,013	7,113 #
641416+	FNMA #313799 DTD 10/1/1997 8.5% 1/1/2025 ORIGINAL FACE VALUE: 3,111,713.00	AAA	684,603	107.55	689,811	7.90	0.02	54,520	5,208 #
185138+	FHMC GOLD #D65025 DTD 10/1/1995 9% 5/1/2025 ORIGINAL FACE VALUE: 722,753.00	AAA	193,237	108.25	200,410	8.31	0.01	16,662	7,172

# GLENMEDE

THE PEM MEMORIAL TRUST  
0049-00-1/6  
COMBINED LIST OF ASSETS  
12/31/01

SHARES/PAR	DESCRIPTION OF ASSETS	BND	RTG	TAX COST	PRICE	MARKET VALUE	CURRENT YIELD	% OF TOTAL	EST ANNUAL INCOME	UNREALIZED CAPITAL CHANGE
7178480+	PRINC GOLD #G00802 DTD 11/1/1997 6.5% 11/1/2025 ORIGINAL FACE VALUE: 13,841,430.00	AAA		7,058,155	100.56	7,218,823	6.46	0.25	466,601	160,668 #
23180+	PRMA #368076 DTD 12/1/1996 8% 11/1/2025 ORIGINAL FACE VALUE: 956,552.00	AAA		235,514	106.28	245,707	7.53	0.01	18,494	10,193
6373000	GMAC MTG CORP LN TR SER 2001HT1 CL A12 DTD 1/1/2001 6.04% 9/25/2026 ORIGINAL FACE VALUE: 6,373,000.00	AAA		6,372,317	101.81	6,488,542	5.93	0.23	384,929	116,226
5285347+	PRMA #363680 DTD 11/1/1996 8% 11/1/2026 ORIGINAL FACE VALUE: 19,400,730.00	AAA		5,333,246	105.06	5,552,944	7.61	0.20	422,828	219,699
2075547+	PRMA #365834 DTD 12/1/1996 8% 12/1/2026 ORIGINAL FACE VALUE: 7,721,000.00	AAA		2,092,249	105.06	2,180,632	7.61	0.08	166,044	88,383
784223+	GMVA #433241 DTD 1/1/1997 7.5% 1/15/2027 ORIGINAL FACE VALUE: 2,535,318.00	AAA		781,650	103.69	813,138	7.23	0.03	58,817	31,488
1087330+	PRINC GOLD #D78101 DTD 2/1/1997 8.5% 2/1/2027 ORIGINAL FACE VALUE: 3,464,758.00	AAA		1,140,337	106.62	1,159,354	7.97	0.04	92,423	19,017
927274+	PRMA #390895 DTD 6/1/1997 8% 6/1/2027 ORIGINAL FACE VALUE: 5,000,000.00	AAA		945,820	105.00	973,638	7.62	0.03	74,182	27,818
605024+	GMVA #448687 DTD 9/1/1997 7.5% 9/15/2027 ORIGINAL FACE VALUE: 1,766,777.00	AAA		603,039	103.69	627,332	7.23	0.02	45,377	24,292
1193463+	GMVA #451439 DTD 9/1/1997 7.5% 9/15/2027 ORIGINAL FACE VALUE: 3,212,670.00	AAA		1,189,734	103.69	1,237,466	7.23	0.04	89,510	47,733

# GLENMEDE

THE BEN MEMORIAL TRUST  
 0049-00-1/6  
 COMBINED LIST OF ASSETS  
 12/31/01

SHARES/PAR	DESCRIPTION OF ASSETS	BND	RTG	TAX COST	PRICE	MARKET VALUE	CURRENT YIELD	% OF TOTAL	EST ANNUAL INCOME	UNREALIZED CAPITAL CHANGE
728783+	GMMA #458709 DTD 11/1/1997 7.5% 11/15/2027 ORIGINAL FACE VALUE: 1,790,820.00	AAA		726,392	103.69	755,653	7.23	0.03	54,659	29,262
722480+	GMMA #459979 DTD 11/1/1997 7.5% 11/15/2027 ORIGINAL FACE VALUE: 2,793,124.00	AAA		720,109	103.69	749,118	7.23	0.03	54,186	29,008
15194444+	HEADLANDS MORTGAGE INC 1997-4 CLASS X DTD 8/1/1997 1.11284% 11/25/2027 ORIGINAL FACE VALUE: 85,138,000.00	AAA		610,209	1.73	263,529	64.16	0.01	169,090	346,680-
86449+	FIMC GOLD #D87863 DTD 4/1/1998 7% 3/1/2028 ORIGINAL FACE VALUE: 164,846.00	AAA		87,023	102.08	88,245	6.86	0.00	6,051	1,222
2000742+	FIMC GOLD # D89355 DTD 5/1/1998 7% 5/1/2028 ORIGINAL FACE VALUE: 3,644,684.00	AAA		2,014,028	102.08	2,042,317	6.86	0.07	140,052	28,289
339243+	FIMC GOLD #C10886 DTD 6/1/1998 7% 6/1/2028 ORIGINAL FACE VALUE: 551,172.00	AAA		341,495	102.08	346,292	6.86	0.01	23,747	4,797
4060499+	GMMA #454196 DTD 8/1/1998 7% 8/15/2028 ORIGINAL FACE VALUE: 6,712,288.00	AAA		4,094,125	102.16	4,148,043	6.85	0.15	284,235	53,918
160661+	FIMMA #509653 DTD 9/1/1999 7.5% 9/1/2029 ORIGINAL FACE VALUE: 300,628.00	AAA		160,410	103.22	165,831	7.27	0.01	12,050	5,421
181142+	FIMMA #511205 DTD 9/1/1999 7.5% 10/1/2029 ORIGINAL FACE VALUE: 309,620.00	AAA		180,859	103.22	186,972	7.27	0.01	13,586	6,112
64560+	FIMMA #518567 DTD 10/1/1999 7.5% 10/1/2029 ORIGINAL FACE VALUE: 117,241.00	AAA		64,329	103.22	66,637	7.27	0.00	4,842	2,308 #

# GLENMEDE

THE PER MEMORIAL TRUST  
 0049-00-1/6  
 COMBINED LIST OF ASSETS  
 12/31/01

SHARES/PAR	DESCRIPTION OF ASSETS	END	RTG	TAX COST	PRICE	MARKET VALUE	CURRENT YIELD	% OF TOTAL	EST ANNUAL INCOME	UNREALIZED CAPITAL CHANGE
2610680+	GNMA #434877 DTD 9/1/2000 9%	AAA		2,701,645	106.41	2,777,920	8.46	0.10	234,961	76,274
	9/15/2030 ORIGINAL FACE VALUE: 5,684,000.00									
<b>TOTAL</b>										
				100,392,421		103,000,268	7.35	3.62	7,566,635	2,607,850
<b>FIXED INCOME TOTAL</b>										
				507,764,323		526,178,762	6.28	18.48	33,057,272	18,414,440
<b>EQUITIES</b>										
				1,000,000	50.00	500,000	11.00	0.02	55,000	500,000-
1000000	WESTERN SOLUTION SER 14A CONV DTD 7/27/2000 5.5% 7/15/2005	N/R								
<b>CONVERTIBLE BONDS</b>										
<b>TOTAL</b>										
				1,000,000		500,000	11.00	0.02	55,000	500,000-
<b>BASIC INDUSTRIES</b>										
89425	ALCOA INC			3,535,914	35.55	3,179,059	1.69	0.11	53,655	356,855-
9000	ALEXANDER & BALDWIN			216,720	26.70	240,300	3.37	0.01	8,100	23,580
5800	ARLINGTON INC			91,132	19.64	113,912	2.04	0.00	2,320	22,780
900	CANADIAN NATL RAILWAY CO			34,964	48.28	43,452	1.03	0.00	446	8,488
12500	CANTERBURY INC.			695,767	52.25	653,125	2.68	0.02	17,500	42,642-
8300	CNT TRANSPORTATION INC			277,091	33.55	278,465	1.19	0.01	3,320	1,374
2100	COMO INCORPORATED			57,225	30.50	64,050	0.00	0.00	0	6,825
7000	DELPHI AUTOMOTIVE SYSTEMS			105,560	13.66	95,620	2.05	0.00	1,960	9,940-
8500	DOM CHEM CO.			320,450	33.78	287,130	3.97	0.01	11,390	33,320-
67150	E I DU PONT DE NEMOURS & CO.			3,068,066	42.51	2,854,547	3.29	0.10	94,010	213,520-
38325	EMERY CHEMICAL CO.			1,496,018	39.02	1,495,442	4.51	0.05	67,452	577-
17400	EMERSON ELECTRIC CO.			1,057,517	57.10	993,540	2.71	0.03	26,970	63,977-
7500	ENGELHARD CORP.			212,020	27.68	207,600	1.45	0.01	3,000	4,420-
13100	LEDEX CORPORATION			531,204	51.88	679,628	0.00	0.02	0	148,424
202000	GENERAL ELECTRIC CO.			9,208,833	40.08	8,096,160	1.60	0.28	129,280	1,112,673-
3000	M W GRANGER INC			145,734	48.00	144,000	1.46	0.01	2,100	1,734-
1600	INSITUFORM TECHNOLOGIES INC.			23,857	25.58	40,928	0.00	0.00	0	17,071
13452	JACOBS ENGINEERING GROUP INC			901,487	66.00	887,832	0.00	0.03	0	13,655-

# GLENMEDE

THE PRW MEMORIAL TRUST  
0049-00-1/6  
COMBINED LIST OF ASSETS  
12/31/01

SHARES/PAR	DESCRIPTION OF ASSETS	RND	TAX COST	PRICE	MARKET VALUE	CURRENT YIELD	% OF TOTAL	EST ANNUAL INCOME	UNREALIZED CAPITAL CHANGE
23900	JOHNSON CONTROLS		1,303,667	80.75	1,929,925	1.63	0.07	31,548	626,258
2800	KENAMETAL INC.		100,113	40.27	112,756	1.69	0.00	1,904	12,643
7900	KIRBY CORP.		185,607	27.55	217,645	0.36	0.01	790	32,038
11200	LEAR CORPORATION		388,937	38.14	427,168	0.00	0.02	0	38,231
56435	LOCKHEED MARTIN CORP.		1,724,111	46.67	2,633,821	0.94	0.09	24,831	909,710
2700	MILLBRO CORP.		162,162	60.70	163,890	0.72	0.01	1,188	1,728
2400	MISSISSIPPI CHEMICAL CORP.		9,143	2.83	6,792	4.24	0.00	288	2,351
106250	MONSIEUR CO		3,482,689	33.80	3,591,250	1.42	0.13	51,000	108,561
3000	MONMONT MINING CORP.		57,030	19.11	57,330	0.63	0.00	360	300
152800	PACIFY CORPORATION		2,292,567	17.75	2,712,200	3.00	0.10	0	419,633
4200	PITNEY BOWES INC.		165,752	37.61	157,962	3.08	0.01	4,872	7,790
67340	PRECISION CASTPARTS CORP.		2,013,197	28.25	1,902,355	0.42	0.07	8,081	110,842
16500	PATHEON COMPANY		481,091	32.47	535,755	2.46	0.02	13,200	54,664
33050	TELELEX INC.		37,939	35.25	38,775	0.00	0.00	0	836
2900	TEMPLE INLAND INC.		158,804	56.73	164,517	2.26	0.01	3,712	5,713
196475	TYCO INTERNATIONAL LTD		9,000,516	58.90	11,572,378	0.08	0.41	9,824	2,571,860
7200	UNION PACIFIC CORP.		422,811	57.00	410,400	1.40	0.01	5,760	12,411
26600	UNITED PACIFIC SERVICE - CL B		1,578,471	54.50	1,449,700	1.39	0.05	20,216	128,771
82668	UNITED TECHNOLOGIES CORP.		4,807,600	64.63	5,342,833	1.39	0.19	74,401	535,232
14500	WESTVACO CORP.		388,095	28.45	412,525	3.09	0.01	12,760	24,430
82200	WEYERHAEUSER CO.		4,662,457	54.08	4,445,376	2.96	0.16	131,520	217,081
COMMUNICATION SERVICES									
TOTAL									
56,594,125			60,203,739	1.40	2.11	840,232	3,609,611		
CONSUMER DISCRETIONARY									
TOTAL									
30,330,431			26,728,664	2.47	0.94	659,193	3,601,768		
183,256			178,125	18.75	1.60	0.01	2,850		5,131



# GLENMEDE

THE PEW MEMORIAL TRUST  
0049-00-1/6  
COMBINED LIST OF ASSETS  
12/31/01

SHARES/PAR	DESCRIPTION OF ASSETS	BND	RTG	TAX COST	PRICE	MARKET VALUE	CURRENT YIELD	% OF TOTAL	EST ANNUAL INCOME	UNREALIZED CAPITAL CHANGE
12390	AMRCORP.			366,476	26.53	328,707	0.00	0.01	0	37,770-
17700	AMR CORP.			695,530	22.30	394,710	0.00	0.01	0	300,820-
268000	AOI TIME WARNER			12,277,227	32.10	8,602,800	0.00	0.30	0	3,674,427-
14700	BJ'S WHOLESALE CLUB INC			170,907	44.10	648,270	0.00	0.02	0	477,363
17800	BRUNNER INTL. INC.			453,341	29.76	529,728	0.00	0.02	0	76,387
10000	BRUNSWICK CORP.			242,364	21.76	217,600	2.30	0.01	5,000	24,764-
4250	CABLEVISION SYS CORP - RAINBOW			109,887	24.70	104,975	0.00	0.00	0	4,912-
2000	CABLEVISION SYSTEMS - CL A			72,181	47.45	94,900	0.00	0.00	0	22,719
444825	CENENT CORP			6,255,148	19.61	8,723,018	0.00	0.31	0	2,467,870
17200	CLEAR CHANNEL COMMUNICATIONS INC			815,161	50.91	875,652	0.00	0.03	0	60,491
127537	COMCAST CORP. CLASS A SPECIAL			5,382,295	36.00	4,591,332	0.26	0.16	11,861	790,963-
1400	COX COMMUNICATIONS INC. CL A			56,032	41.91	58,674	0.00	0.00	0	2,642
222138	DARDEN RESTAURANTS INC.			5,696,316	35.40	7,863,685	0.23	0.28	17,771	2,167,369
3600	WALT DISNEY CO.			112,507	20.72	74,592	1.01	0.00	756	37,915-
8000	EASTMAN KODAK CO.			383,388	29.43	235,440	6.12	0.01	14,400	147,948-
1300	FAMILY DOLLAR STORES INC			34,137	29.98	38,974	0.80	0.00	312	4,837
20000	FLEETWOOD ENTERPRISES INC.			246,248	11.33	226,600	1.41	0.01	3,200	19,648-
7300	FORD MOTOR COMPANY			188,705	15.72	114,756	3.82	0.00	4,380	73,449-
51000	GENERAL MOTORS - CLASS B			1,247,455	15.45	787,950	6.47	0.03	51,000	459,505-
11000	GENERAL MOTORS CORP.			616,540	48.60	534,600	4.12	0.02	22,000	81,940-
11980	HARVEY INTERNATIONAL INDS INC			362,215	45.10	810,998	0.22	0.03	1,798	448,683
58400	HARVEY DAVIDSON INC.			2,535,175	54.31	3,171,704	0.22	0.11	7,008	636,529
39850	HOME DEPOT INC.			1,816,083	51.01	2,032,749	0.39	0.07	7,970	216,665
1000	LIBERTY CORP			38,681	41.15	41,150	2.14	0.00	880	2,469
8500	LIBERTY MEDIA CORP-A			148,035	14.00	119,000	0.00	0.00	0	29,035-
10500	LINENS 'N THINGS INC			316,497	25.50	267,750	0.00	0.01	0	48,747-
5200	LOWES COS INC			185,510	46.41	241,332	0.17	0.01	416	55,822
227722	MASCO CORP.			5,600,958	24.50	5,579,190	2.20	0.20	122,970	21,768-
1000	MC CLATCHY NEWSPAPER INC. CLASS A			42,762	47.00	47,000	0.85	0.00	400	4,238
33750	MCGRAW HILL INC.			1,974,587	60.98	2,058,075	1.61	0.07	33,075	83,488
4500	METRO-GOLDWYN-MAYER INC			100,010	21.90	98,550	0.00	0.00	0	1,460-
45800	MGM GRAND INC			1,293,590	28.87	1,322,246	1.39	0.05	18,320	28,657
3900	MIDWEST EXPRESS			67,654	14.60	56,940	0.00	0.00	0	10,714-
4000	NEWMAN MARCUS GROUP INC CLASS A			147,916	31.07	124,280	0.00	0.00	0	23,636-
1500	NEWMAN MARCUS GROUP INC CLASS B			51,398	29.70	44,550	0.00	0.00	0	6,848-
50630	ROSS STORES INC			1,081,380	32.08	1,624,210	0.53	0.06	8,607	542,830
56620	RUYS THURSDAY INC			544,253	20.63	1,168,071	0.22	0.04	2,548	623,818
1800	SONY CORP.			115,373	45.10	81,180	0.38	0.00	310	34,193-
108900	SOUTHWEST AIRLINES			1,932,774	18.48	2,012,472	0.10	0.07	1,960	79,697
13200	TARGET CORP			3,835,146	41.05	7,612,024	0.54	0.27	40,795	3,776,879
185433	TARGET CORP			554,453	36.25	478,500	0.88	0.02	4,224	75,953-
700	THE MEN'S WEARHOUSE INC			13,885	20.65	14,455	0.00	0.00	0	570

# GLENMEDE

THE BEN MEMORIAL TRUST  
0049-00-1/6  
COMBINED LIST OF ASSETS  
12/31/01

SHARES/PAR	DESCRIPTION OF ASSETS	BND	RTG	TAX COST	PRICE	MARKET VALUE	CURRENT YIELD	% OF TOTAL	EST ANNUAL INCOME	UNREALIZED CAPITAL CHANGE
19875	TXC COS INC			345,287	39.86	792,218	0.45	0.03	3,578	446,930 #
21600	TOMMY HILFINGER CORP			313,122	13.75	297,000	0.00	0.01	0	16,122- #
51350	WAL MART STORES INC.			2,620,912	57.55	2,955,193	0.49	0.10	14,378	334,281 #
100	WASHINGTON POST B			59,306	530.00	53,000	1.06	0.00	560	6,306-
<b>TOTAL</b>										
<b>61,702,063</b>										
<b>68,328,825</b>										
<b>0.59</b>										
<b>2.40</b>										
<b>403,327</b>										
<b>6,626,761</b>										
<b>CONSUMER STAPLES</b>										
60800	AMERUSER BUSCH COS INC.			2,402,182	45.21	2,748,768	1.59	0.10	43,776	346,586 #
48500	COLGATE PALMOLIVE CO.			2,676,829	57.75	2,800,875	1.25	0.10	34,920	124,046 #
151100	COMSTELLA INC.			3,609,950	23.77	3,591,647	3.95	0.13	142,034	18,303- #
62000	CONSTELLATION BRANDS INC A			1,354,601	42.85	2,656,700	0.00	0.09	0	1,302,099- #
30600	KIMBERLY CLARK CORP.			1,747,941	59.80	1,829,880	1.87	0.06	34,272	81,939 #
283450	KROGER CO.			7,479,323	20.87	5,915,602	0.00	0.21	0	1,563,721- #
13600	MANPOWER INC WIS COM			465,233	33.71	458,456	0.59	0.02	2,720	6,777- #
45800	PEPSI BOTTLING GROUP INC			1,017,564	23.50	1,076,300	0.17	0.04	1,832	58,736 #
51200	PEPSICO INC.			2,230,457	48.69	2,492,928	1.19	0.09	29,696	262,471 #
105650	PHILIP MORRIS COS. INC.			5,007,629	45.85	4,844,053	5.06	0.17	245,108	163,577- #
92425	PROCTER & GAMBLE CO.			6,564,903	79.13	7,313,590	1.92	0.26	140,486	748,688 #
7100	ROBERT HALE INTL INC			213,423	26.70	189,570	0.00	0.01	0	23,853-
20800	SAFEMAY STORES INC			1,029,889	41.75	868,400	0.00	0.03	0	161,489-
<b>TOTAL</b>										
<b>35,799,924</b>										
<b>36,786,769</b>										
<b>1.83</b>										
<b>1.29</b>										
<b>674,844</b>										
<b>986,845</b>										
<b>ENERGY</b>										
3800	AMERADA HESS CORP.			332,994	62.50	237,500	1.92	0.01	4,560	95,494- #
152725	ANADARKO PETROLEUM CORP.			8,389,785	56.85	8,682,417	0.53	0.31	45,818	51,632 #
12200	BJ SERVICES CO.			389,330	32.45	395,890	0.00	0.01	0	6,560 #
66050	CHEVRONTTEACO CORPORATION			5,771,525	89.61	5,918,741	3.12	0.21	184,940	147,215 #
255772	EXXON MOBIL CORPORATION			9,588,764	39.30	10,051,840	2.34	0.35	235,310	463,075 #
2000	LMC TECHNOLOGIES INC			36,610	16.45	32,900	0.00	0.00	0	3,710- #
19700	IMPUL/OILCO INC			247,402	8.21	161,737	0.00	0.01	0	85,665-
2000	MURPHY OIL CORP.			163,199	84.04	168,080	1.78	0.01	3,000	4,881 #
22300	NABORS INDUSTRIES INC.			724,523	34.33	765,559	0.00	0.03	0	41,036 #
5500	NOBLE WILLIAMS INC.			240,431	35.29	194,095	0.45	0.01	880	46,336-
109250	OCCIDENTAL PETROLEUM CORP.			2,468,876	26.53	2,898,403	3.77	0.10	109,250	429,527 #
58820	OCEAN ENERGY INC			788,280	19.20	1,129,344	0.83	0.04	9,411	341,064 #
8900	PHILLIPS PETROLEUM CO.			579,793	60.26	536,314	2.39	0.02	12,816	43,479-
6700	POGO PRODUCING CO.			189,721	26.27	176,009	0.46	0.01	804	13,712-

# GLENMEDE

THE PEW MEMORIAL TRUST  
0049-00-1/6  
COMBINED LIST OF ASSETS  
12/31/01

SHARES/PAR	DESCRIPTION OF ASSETS	BND	RTRG	TAX COST	PRICE	MARKET VALUE	CURRENT YIELD	% OF TOTAL	EST ANNUAL INCOME	UNREALIZED CAPITAL CHANGE
45100	TALISMAN ENERGY			1,815,183	37.85	1,707,035	1.01	0.06	17,228	108,148-
46400	VALERO ENERGY CORP			1,612,576	38.12	1,768,768	1.05	0.06	18,560	156,192
12200	VARCO INTERNATIONAL INC			291,059	14.98	182,756	0.00	0.01	0	108,303-
FINANCIALS										
TOTAL				33,871,051		35,007,388	1.84	1.23	642,577	1,136,335
15900	AFFILIATED MANAGERS GROUP			657,042	70.48	1,120,632	0.00	0.04	0	463,590
150175	ALLSTATE CORP.			4,920,364	33.70	5,060,898	2.26	0.18	114,133	140,534
138475	AMERICAN EXPRESS CO.			4,434,020	35.69	4,942,173	0.90	0.17	44,312	508,154
100468	AMERICAN INTERNATIONAL GROUP INC.			7,785,383	79.40	7,977,159	0.21	0.28	16,879	191,777
9360	AMERICAN INTERNATIONAL CORP			380,780	31.55	295,308	0.00	0.01	0	85,472-
11100	AMLI RESIDENTIAL PROPERTIES			219,564	25.22	279,942	7.61	0.01	21,312	60,378
13160	ASTORIA FINANCIAL CORP.			366,979	26.46	348,214	2.57	0.01	8,949	18,766-
117975	BANK OF AMERICA CORP			6,794,999	62.95	7,426,527	3.81	0.26	283,140	631,527
7300	BANK OF NEW YORK			251,738	40.80	297,840	1.76	0.01	5,256	46,102
7600	BANK ONE CORP			292,808	39.05	296,780	2.15	0.01	6,384	3,972
100775	BANQUORTH GROUP INC			2,227,277	22.52	2,269,453	2.40	0.08	54,419	42,175
6419+	BGP CYBERS VOTING TRUST			2,099,681	0.30	1,926	0.00	0.00	0	207,755-
41925	BEAR STEARNS COS. INC.			2,143,784	58.64	2,458,482	1.02	0.09	25,155	314,698
35	BERKSHIRE HATHAWAY INC-CL B			75,455	2525.00	88,375	0.00	0.00	0	12,920
8500	BRANDYNE REALTY TRUST			142,885	21.07	179,095	8.35	0.01	14,960	36,210
11700	CHUBB CORP.			862,171	69.00	807,300	1.97	0.03	54,871-	54,871-
297395	CITICORP INC			1,211,955	50.48	1,012,500	1.27	0.53	190,333	2,800,545
42800	CULLEN / FROST BANKERS INC			1,308,262	30.88	1,321,664	2.78	0.05	36,808	13,402
53900	FED HOME LOAN MTG CORP.			2,361,968	65.40	3,525,060	1.22	0.12	43,120	1,163,092
14850	FED NAT'L MTG ASSN			940,966	79.50	1,180,575	1.51	0.04	17,820	239,579
3000	HORACE MANN EDUCATORS CORP			61,110	21.22	63,660	1.98	0.00	1,260	2,550
2600	JEFFERSON PILOT CORP.			121,421	46.27	120,302	2.38	0.00	2,860	1,119-
128346	JP MORGAN CHASE & CO			5,824,509	36.35	4,665,377	3.74	0.16	174,551	1,159,133-
61921	LEHMAN BROTHERS HLDGS			4,344,330	66.80	4,136,323	0.42	0.15	17,338	208,007-
1000	LEUCADIA NATIONAL CORP			34,060	28.87	28,870	0.87	0.00	250	5,190-
1000	LINCOLN NATIONAL CORP IND			48,493	48.57	48,570	2.64	0.00	1,280	77
50700	MHFA CORP.			1,735,151	35.20	1,784,640	1.02	0.06	18,252	49,489
24669	METRIUS COMPANIES INC			3,263,820	31.68	3,579,840	0.63	0.13	22,600	316,020
25000	MORGAN INVESTMENT CORP			1,635,654	61.72	1,543,000	0.16	0.05	2,500	92,654-
51775	MORGAN ST DEAN WITTER & CO			3,789,074	55.94	2,896,294	1.64	0.10	47,633	892,780-
95950	NATIONAL CITY CORP.			2,662,355	29.24	2,805,578	4.04	0.10	113,221	143,223
132850	NATIONWIDE FINANCIAL SERV -A			5,707,235	41.46	5,507,961	1.16	0.19	63,768	199,273-
116700	OLD REPUBLIC INTERNATIONAL CORP			3,268,559	28.01	3,268,767	2.14	0.11	70,020	208

# GLENMEDE

THE PEW MEMORIAL TRUST  
0049-00-1/6  
COMBINED LIST OF ASSETS  
12/31/01

SHARES/PAR	DESCRIPTION OF ASSETS	BND	TAX COST	PRICE	MARKET VALUE	CURRENT YIELD	% OF TOTAL	EST ANNUAL INCOME	UNREALIZED CAPITAL CHANGE
16128	RENAISSANCE HOLDINGS LTD		1,171,668	95.40	1,538,611	1.68	0.05	25,805	366,943
24500	SRI INVESTMENTS CO		902,843	45.11	1,105,195	0.22	0.04	2,450	202,352
1000	ST PAUL COS INC.		49,580	43.97	43,970	2.55	0.00	1,120	5,610
111090	THE PMI GROUP INC		6,259,173	67.01	7,444,141	0.24	0.26	17,774	1,184,968
2000	TORCHMARK CORP		74,913	39.33	78,660	0.92	0.00	720	3,747
102150	WACHOVIA CORPORATION		3,564,909	31.36	3,203,424	3.06	0.11	98,064	361,485
7400	WASHINGTON MUTUAL INC		271,358	32.70	241,980	2.94	0.01	7,104	29,378
3600	WELLS FARGO CO		169,921	43.47	156,492	2.39	0.01	3,744	13,429
2000	ZENITH NATIONAL INSURANCE CORP		53,601	27.94	55,880	3.58	0.00	2,000	2,279
HEALTH CARE									
TOTAL									
			93,853,713		99,841,678	1.60	3.51	1,594,193	5,987,963
15700	ABBOTT LABORATORIES		848,564	55.75	875,275	1.51	0.03	13,188	26,711
13420	ADVANCEDPCS		392,042	29.35	393,877	0.00	0.01	0	1,835
300	ALTEVA INC NEW		8,348	32.99	9,897	0.12	0.00	12	1,549
5000	APPLIED BIOSYSTEMS		166,527	39.27	196,350	0.43	0.01	850	29,823
74200	BECTON DICKINSON & CO.		2,354,121	33.15	2,459,730	1.18	0.09	28,938	105,609
13200	BIOGEN N A		831,568	57.35	757,020	0.00	0.03	0	74,548
20600	BOSTON SCIENTIFIC		354,281	24.12	496,872	0.00	0.02	0	142,591
44925	BRISTOL MYERS SQUIBB CO.		2,439,788	51.00	2,291,175	2.20	0.08	50,316	148,612
35050	CHARLES RIVER LABORATORIES		4,318,766	33.48	4,697,900	0.00	0.17	0	379,134
288038	CARMARK RX INC		836,053	33.48	1,173,474	0.00	0.04	0	337,421
47675	CIGNA CORP.		5,087,353	92.65	4,417,089	1.38	0.16	61,024	670,264
7580	COHERENT INC.		275,387	30.92	234,374	0.00	0.01	0	41,013
12300	GENTECH INC.		646,578	54.25	667,275	0.00	0.02	0	20,697
32600	GENZYME CORP.		1,099,632	59.86	1,951,436	0.00	0.07	0	851,804
11700	GUIDANT CORP.		382,329	49.80	582,660	0.05	0.02	293	200,331
23250	HCA - THE HEALTHCARE COMPANY		650,009	38.54	896,055	0.21	0.03	1,860	246,046
67960	HEALTH MANAGEMENT CLASS A		1,268,298	18.40	1,250,464	0.00	0.04	0	17,834
4200	IDEC PHARMACEUTICALS CORP.		219,018	68.93	289,506	0.00	0.01	0	70,488
132775	JOHNSON & JOHNSON		6,653,885	59.10	7,847,003	1.22	0.28	95,598	1,193,117
19900	KING PHARMACEUTICALS INC		813,190	42.13	838,387	0.00	0.03	0	25,197
29430	KV PHARMACEUTICAL CO-CL A		773,584	29.50	868,185	0.00	0.03	0	94,631
20495	LABORATORY CORP OF AMERICAN HDGS		1,515,949	80.85	1,657,021	0.00	0.06	0	141,072
400	ELI LILLY & CO.		34,280	78.54	31,416	1.43	0.00	448	2,864
13040	LINCAPR HOLDING INC		373,446	28.65	373,596	0.00	0.01	0	150
19500	MCMCROSS HBOC INC		774,961	37.40	729,300	0.64	0.03	4,680	45,661
14600	MEDICIS PHARMACEUTICAL CORP CL A		801,343	64.59	943,014	0.00	0.03	0	141,671
36200	MEDIMUNE INC		1,922,380	46.35	1,677,870	0.00	0.06	0	244,510

# GLENMEDE

THE PEW MEMORIAL TRUST  
0049-00-1/6  
COMBINED LIST OF ASSETS  
12/31/01

SHARES/PAR	DESCRIPTION OF ASSETS	BND	RTG	TAX COST	PRICE	MARKET VALUE	CURRENT YIELD	% OF TOTAL	EST ANNUAL INCOME	UNREALIZED CAPITAL CHANGE
58100	MEDTRONIC INC.			2,896,011	51.21	2,975,301	0.45	0.10	13,363	79,290
42625	MERCX & CO. INC.			2,918,110	58.80	2,506,350	2.38	0.09	59,675	411,760
36600	NOVARTIS AG ADR			1,476,705	36.50	1,335,900	1.15	0.05	15,409	140,805
190907	PIZZER INC.			7,836,825	39.85	7,607,644	1.10	0.27	83,999	229,180
43675	PHARMACIA CORPORATION			2,165,500	42.65	1,862,739	1.27	0.07	23,585	302,761
4200	SEPRACOR INC			147,077	57.06	239,652	0.00	0.01	0	92,575
9200	TARGET HEALTH CARE			536,862	58.72	540,224	0.82	0.02	4,416	3,362
48092	TRIAD HOSPITALS INC			1,451,174	29.35	1,411,500	0.00	0.05	0	39,674
9700	UNITEDHEALTH GROUP INC			584,894	70.77	686,469	0.04	0.02	291	101,575
9200	UNIVERSAL HEALTH SERVICES INC			304,499	42.78	393,576	0.00	0.01	0	89,077
48000	WELLPPOINT HEALTH NETWORKS			4,759,180	116.85	5,608,800	0.00	0.20	0	849,620
31700	ZIMMER HOLDINGS INC			958,963	30.54	968,118	0.00	0.03	0	9,155
TOTAL										
				61,877,450	64,742,494		0.71	2.27	457,945	2,865,046
2	11601 HOLDING CORP			0	0.01	0	0.00	0.00	0	0
10700	ARDEN REALTY GROUP INC			214,000	26.50	283,550	7.40	0.01	20,972	69,550
5	ARLIT II REALTY TRUST INC			0	0.01	0	0.00	0.00	0	0
1244300	BEACON CAPITAL PARTNERS INC			6,642,713	5.16	6,415,113	0.00	0.23	0	227,600
21600	BEDFORD PROPERTY INVESTORS			314,505	22.50	486,000	8.53	0.02	41,472	171,495
1765124+	DOUGLTY HANSON & CO EUROPEAN REAL EST			1,765,124	0.75	1,328,432	0.00	0.05	0	436,692
60328	EQUITY RESIDENTIAL PROPS TR			1,235,448	28.71	1,732,017	6.03	0.06	104,367	496,569
25010	GLINCHEW REALTY TRUST			395,471	18.83	470,938	10.21	0.02	48,094	75,468
5000	JMB-IV ENDOWMENT & FOUNDATION REALTY LTD			2,387,766	593.58	2,967,917	0.00	0.10	0	580,151
13400	KILROY REALTY CORP			327,794	26.27	352,018	7.31	0.01	25,728	24,224
77210	MMCK-CALI REALTY CORP			2,258,733	31.02	2,395,054	7.99	0.08	191,481	136,321
153299	MEZZANINE CAPITAL PROF INV INC			17,499,853	147.73	22,647,474	0.00	0.80	0	5,147,622
52300	MOI PROPERTIES COM - LIQUIDATING TRUST LTD PLSB			0	0.31	16,213	425.81	0.00	69,036	16,213
350000	NORTSTAR CAPITAL			7,000,000	13.00	4,550,000	0.00	0.16	0	2,450,000
17850000	SECURITY CAPITAL EUROPEAN REALTY			17,850,000	1.04	18,581,850	0.00	0.65	0	731,850
700000	SECURITY CAPITAL PREFERRED GROWTH INCORPORATED - FUNDING NOTICE			14,000,000	22.55	15,785,000	0.00	0.55	0	1,785,000

# GLENMEDE

THE PEW MEMORIAL TRUST  
0049-00-1/6  
COMBINED LIST OF ASSETS  
12/31/01

SHARES/PAR	DESCRIPTION OF ASSETS	BND	PRICE	MARKET VALUE	CURRENT YIELD	% OF TOTAL	EST ANNUAL INCOME	UNREALIZED CAPITAL CHANGE
16400	ADOBE SYS INCORP	770,800	31.05	509,220	0.16	0.02	820	261,580-
4000	ADVANCED FIBRE COMMUNICATION	98,320	17.67	70,680	0.00	0.00	0	27,640-
71000	AGILINT TECHNOLOGIES INC	1,991,726	28.51	2,024,210	0.00	0.00	0	32,484
4400	AMPEROL CORP-CL A	249,283	48.05	211,420	0.00	0.01	0	37,863-
141325	APPLIED MATERIALS INC	7,512,635	40.10	5,667,133	0.00	0.00	0	1,845,503-
59580	AVNET INC.	1,591,611	25.47	1,517,503	0.00	0.20	0	17,874
11600	BROADCOM COMMUNICATIONS SYS	418,524	33.12	384,192	0.00	0.01	0	74,109-
52000	CHECK POINT SOFTWARE TECH	1,774,084	39.89	2,074,280	0.00	0.07	0	34,332-
264650	CISCO SYSTEMS	9,358,316	18.11	4,792,812	0.00	0.17	0	300,196
11500	CITRIX SYSTEMS INC	336,950	22.66	260,590	0.00	0.01	0	4,565,504-
150100	COMPTON ASSOC INTERNATIONAL INC	4,744,869	34.49	5,176,949	0.23	0.18	12,008	76,360-
61350	DELL COMPUTER	1,618,404	27.18	1,667,493	0.00	0.06	0	432,081
5800	DESCARTES SYSTEMS GROUP INC	29,812	7.45	43,210	0.00	0.00	0	49,090
15900	EMAY INC	1,005,179	66.90	1,063,710	0.00	0.04	0	13,398
62000	ELCTOR FOR IMAGING CORP.	1,915,015	22.31	1,383,220	0.00	0.05	0	58,531
54451	ESS TECHNOLOGY	1,159,052	21.26	1,157,628	0.00	0.04	0	531,795-
24200	FIRST DATA CORP.	1,578,990	78.45	1,898,490	0.10	0.07	1,936	1,424-
10000	HEWLETT PACKARD CORP.	309,462	20.54	205,400	1.56	0.01	3,200	319,500
174350	INTEL CORP.	7,172,808	31.45	5,483,308	0.25	0.19	104,062-	1,424-
95790	INTERNATIONAL BUSINESS MACHINES	10,387,381	120.96	11,586,758	0.46	0.41	53,642	1,424-
9300	KIA-TENCOR CORPORATION	367,823	49.56	460,908	0.00	0.02	0	1,199,377
75900	L M ERICSSON TELEPHONE CO CL B	516,450	5.22	396,198	0.65	0.01	2,581	93,085
9600	LATTICE SEMICONDUCTOR CORP	258,096	20.57	197,472	0.00	0.01	0	120,252-
3600	LEMMARK INTL GROUP INC CL-A	248,220	59.00	212,400	0.00	0.01	0	60,24-
21694	MAXIM INTEGRATED PROD INC	966,817	52.51	1,139,152	0.00	0.04	0	35,820-
45175	MICRON TECHNOLOGY INC	1,702,551	31.00	1,400,425	0.65	0.05	9,035	172,335
163075	MICROSOFT CORP.	10,701,396	66.25	10,803,719	0.00	0.38	0	302,126-
40900	MOTOROLA INC.	678,719	15.02	614,318	0.02	1.07	6,544	102,323
46300	NORTEL NETWORKS CORP	514,358	7.46	345,398	0.01	1.01	3,473	168,960-
62825	ORACLE SYSTEMS	2,123,812	13.81	867,613	0.00	0.03	0	64,401-
54727	P. PIPBAY INC	41,234	8.71	476,672	0.00	0.02	0	1,256,198-
59050	QUALCOMM CORP.	3,778,173	50.50	2,982,025	0.00	0.10	0	796,148-
6900	RESEARCH IN MOTION	105,696	23.72	163,668	0.00	0.01	0	435,438
60500	REYNOLDS & REYNOLDS CO - CL A	912,205	24.25	1,467,125	1.81	0.05	26,620	57,972
44600	SOLECTRON CORP.	724,261	11.28	503,088	0.00	0.02	0	554,920
TECHNOLOGY								
TOTAL		71,891,407		78,011,576	0.64	2.74	501,150	6,120,171

# GLENMEDE

THE REW MEMORIAL TRUST  
 0049-00-1/6  
 COMBINED LIST OF ASSETS  
 12/31/01

SHARES/PAR	DESCRIPTION OF ASSETS	BND	RTG	TAX COST	PRICE	MARKET VALUE	CURRENT YIELD	% OF TOTAL	EST ANNUAL INCOME	UNREALIZED CAPITAL CHANGE
96724	SUN MICROSYSTEMS INC.			1,987,039	12.30	1,189,705	0.00	0.04	0	797,334-#
4700	SYNANTEC CORP.			240,867	66.33	311,751	0.00	0.01	0	70,884-#
13500	TERRONIX INC.			402,986	25.78	348,030	0.23	0.01	810	54,956-#
1400	TELEABS INC			59,360	14.96	20,944	0.00	0.00	0	38,416-#
23800	TEXAS INSTRUMENTS INC.			920,815	28.00	666,400	0.30	0.02	2,023	254,415-#
4200	TRIQUINT SEMICONDUCTOR INC			71,181	12.26	51,492	0.00	0.00	0	19,689-#
219600	UMISYS INC.			2,744,533	12.54	2,753,784	0.00	0.10	0	9,251-#
52050	VISHAY INTERTECHNOLOGY INC.			1,702,577	19.50	1,014,975	0.00	0.04	0	687,602-#
UTILITIES										
TOTAL										
85,792,390						75,565,468	0.20	2.65	154,514	10,226,922-
OTHER ASSETS										
4000	NEWS CORP ADR ONE ADR REPRESENTS			131,558	26.46	105,840	0.48	0.00	508	25,718-#
4500	4 PFD LIMITED VOTING ORDINARY SRS POTASH CORP. OF SASMATECHMAN INC.			276,765	61.38	276,210	1.63	0.01	4,500	555-
TOTAL										
408,323						382,050	1.31	0.01	5,008	26,273-
U.S. MUTUAL FUNDS										

# GLENMEDE

THE FEM MEMORIAL TRUST  
0049-00-1/6  
COMBINED LIST OF ASSETS  
12/31/01

SHARES/PAR	DESCRIPTION OF ASSETS	BND	RNG	TAX COST	PRICE	MARKET VALUE	CURRENT YIELD	% OF TOTAL	EST ANNUAL INCOME	UNREALIZED CAPITAL CHANGE
1790297+	FARALLON CAPITAL OFFSHORE INVESTORS A/A			10,000,000	6.09	10,896,960	0.00	0.38	0	896,960
6185841+	GLENMEDE FUND INC - ADVISOR SMALL CAP VALUE PORTFOLIO			82,832,145	17.25	106,705,749	1.39	3.75	1,478,416	*
9614270+	GLENMEDE FUND INC-SMALL CAP GROWTH			83,242,500	6.12	58,839,330	0.00	2.07	0	24,403,170-
1469013+	TIME EMERGING MARKETS FUND			14,931,626	6.04	8,866,097	8.42	0.31	746,259	6,065,530-
13598984+	VANGUARD INSTITUTIONAL TOTAL STR MARKET INDEX FUND INSTITUTIONAL PLUS SHARES			338,463,497	23.10	314,136,542	0.52	11.04	1,631,878	24,326,956-
TOTAL	INTERNATIONAL MUTUAL FUNDS			529,469,768		499,444,678	0.77	17.55	3,856,553	53,898,695-0
30915026+	GLENMEDE FUND INC-INTERNATIONAL PORT			413,533,309	13.65	421,990,100	2.49	14.82	10,511,109	*
1983870+	NICHOLAS APPLIGATE EMERGING COMPANIES FD			30,614,000	10.99	21,802,730	0.00	0.77	0	8,811,270-
2457293+	PIONEER EMERGING MARKETS FUND - CLASS Y			35,619,000	10.55	25,924,441	0.00	0.91	0	9,694,559-
TOTAL	EQUITIES TOTAL			479,766,309		469,717,271	2.24	16.50	10,511,109	18,505,829-0
OTHER										
42275	SOLECTRON CORP 7.25 % CONV PFD \$1.8125	BAA2		1,056,875	28.65	1,211,179	6.33	0.04	76,623	154,304
TOTAL	CONVERTIBLE PREFERRED STOCK			1,056,875		1,211,179	6.33	0.04	76,623	154,304
62320560+	PCT PARTNERS LLC LP			62,463,601	1.01	63,141,609	0.00	2.22	0	678,008 #



# GLENMEDE

THE BEN MEMORIAL TRUST  
0049-00-1/6  
COMBINED LIST OF ASSETS  
12/31/01

SHARES/PAR	DESCRIPTION OF ASSETS	BND	RTG	TAX COST	PRICE	MARKET VALUE	CURRENT YIELD	% OF TOTAL	EST ANNUAL INCOME	UNREALIZED CAPITAL CHANGE
25579+	QUELOS STRATEGIC PARTNERS INC LP			26,360,000	1079.68	27,617,286	0.00	0.97	0	1,257,286
OTHER ASSETS										
	TOTAL			88,823,601		90,758,895	0.00	3.19	0	1,935,293
2593690	ABRY BROADCAST PARTNERS III L.P.			2,593,690	1.06	2,756,574	0.00	0.10	0	162,884
821365	ABRY PARTNERS IV L.P.			821,365	0.92	756,806	0.00	0.03	0	64,559
1973386+	ADVANCED TECHNOLOGY VENTURES V L.P.			1,973,386	0.83	1,645,212	0.00	0.06	0	328,174
5250000	ADVANCED TECHNOLOGY VENTURES VI L.P.			5,250,000	0.85	4,443,075	0.00	0.16	0	806,925
330000	ADVANCED TECHNOLOGY VENTURES VII L.P.			330,000	0.87	288,354	0.00	0.01	0	41,646
6187500	AG CAPITAL RECOVERY PARTNERS II LP			6,187,500	1.02	6,291,450	0.00	0.22	0	103,950
3150000	ALLOY VENTURES 2000 LP VENTURE CAPITAL LP			3,150,000	1.01	3,179,925	0.00	0.11	0	29,925
3941856+	APA EXCELSIOR IV L.P.			3,941,856	0.46	1,817,196	0.00	0.06	0	2,124,661
3252682	APA EXCELSIOR V L.P.			3,252,682	0.55	1,776,290	0.00	0.06	0	1,476,392
3208643+	APOLLO INVESTMENTS FUND IV L.P.			3,208,643	1.09	3,484,266	0.00	0.12	0	275,622
7590425+	APOLLO REAL ESTATE ADVISORS II L.P.			7,590,425	1.23	9,323,319	0.00	0.33	0	1,732,894
21081095+	APOLLO REAL ESTATE ADVISORS III L.P.			21,081,095	1.33	27,995,695	0.00	0.98	0	6,914,599
9077012+	APOLLO REAL ESTATE MANAGEMENT IV L.P.			9,077,012	0.93	8,397,144	0.00	0.29	0	679,868
1067919+	ARGO PARTNERSHIP L.P.			1,067,919	1.25	1,339,705	0.00	0.05	0	271,785
3374451+	ARGO PARTNERSHIP LP II			3,374,451	1.10	3,712,909	0.00	0.13	0	338,457
6753129+	ASIAN REALTY PARTNERS LP			6,753,129	0.90	6,087,270	0.00	0.21	0	665,858
1971276+	ASSET MANAGEMENT ASSOCIATES 1998 LLC			3,008,069	1.33	4,012,464	0.00	0.14	0	1,004,394
1971276+	ASSET MANAGEMENT ASSOCIATES 1998 L.P.			1,971,276	1.93	3,803,576	0.00	0.13	0	1,832,301
4604773	ATLANTIC EQUITY PARTNERS III LP			4,604,773	0.91	4,186,660	0.00	0.15	0	418,113
163242	ATLAS VENTURE VI LP			163,242	0.89	145,089	0.00	0.01	0	18,153
693000	AUSTIN VENTURES VIII LP			693,000	0.95	656,410	0.00	0.02	0	36,590
18331+	BCF VOTING INC.			1,561,966	96.41	1,767,275	0.00	0.06	0	205,309
8448000	BEACON CAPITAL STRATEGIC PARTNERS LP			8,448,000	0.96	8,079,667	0.00	0.28	0	368,333
7288895	BLACKSTONE CAPITAL PARTNERS III LP			7,288,895	1.06	7,742,264	0.00	0.27	0	453,369
1749499	BLACKSTONE REZZANINE PARTNERS LP			1,749,499	0.90	1,580,148	0.00	0.06	0	169,352
15388484	BLACKSTONE REAL ESTATE ADVISORS III LP			15,388,484	0.97	14,956,068	0.00	0.53	0	432,416

# GLENMEDE

THE PEM MEMORIAL TRUST  
0049-00-1/6  
COMBINED LIST OF ASSETS  
12/31/01

SHARES/PAR	DESCRIPTION OF ASSETS	RNG	TAX COST	PRICE	MARKET VALUE	CURRENT YIELD	% OF TOTAL	EST ANNUAL INCOME	UNREALIZED CAPITAL CHANGE
7690300+	BLACKSTONE REAL ESTATE PARTNERS II L.P.		7,690,300	0.65	5,023,304	0.00	0.18	2,666,996	#
3282145+	BRENTWOOD ASSOC BUYOUT FUND II L.P.		3,282,145	0.53	1,750,696	0.00	0.06	1,531,449	#
2854308	BRENTWOOD ASSOCIATES PRIVATE EQUITY III		2,854,308	0.94	2,681,052	0.00	0.09	173,257	#
8500000	BRYN MAWR COLLEGE LOAN LTD 2/1/2000 0.00000% 2/1/2007 PRI - ORIGINAL AMT OF LOAN \$8,500,000 PAYABLE END OF YEARS 4,5,6 AND 7		8,500,000	100.00	8,500,000	0.00	0.30		0
3097430+	CENTENNIAL FUND A L.P. (CWA) 8,500,000.00		3,097,430	0.42	1,299,372	0.00	0.05	1,798,058	#
7371000	CENTENNIAL FUND VI LTD PARTNERS		7,371,000	0.58	4,275,180	0.00	0.15	3,095,820	#
594000	CENTRUS INSTITUTIONAL SERIES II LP		594,000	1.00	594,000	0.00	0.02		0
247500	CHARLES RIVER PARTNERSHIP XI LP		247,500	0.76	187,630	0.00	0.01	59,870	0
5117716+	CHARTERHOUSE EQUITY PARTNERS III L.P.		5,117,716	0.77	3,958,042	0.00	0.14	1,159,675	#
8634212	COLONYVESTOR III L.P.		8,634,212	1.01	8,701,559	0.00	0.31	67,347	#
2388612+	COLUMBIA CAP EQUITY PARTNERS III (GP) LP		2,388,612	0.78	1,869,566	0.00	0.07	519,045	#
3867700+	COLUMBIA CAPITAL EQUITY PARTNERS II		3,867,700	0.76	2,952,602	0.00	0.10	915,098	#
8500000	CORNELL UNIVERSITY LOAN LTD 2/1/2000 0.00000% 2/1/2007 PRI - ORIGINAL AMT OF LOAN \$8,500,000 PAYABLE END OF YEARS 4,5,6 AND 7		8,500,000	100.00	8,500,000	0.00	0.30		0
12858561+	CROM FAMILY HOLDINGS REALTY PARTNERS LP		12,858,561	0.96	12,362,221	0.00	0.43	496,340	#
2362389+	CYRESS MERCHANT BANKING PARTNERS II		2,362,389	0.73	1,724,308	0.00	0.06	638,081	#
7168087+	CYRESS MERCHANT BANKING PARTNERS L.P.		7,168,087	0.55	3,959,651	0.00	0.14	3,208,436	#
6375164+	DELPHI VENTURES III LP LIMITED PARTNERS		6,375,164	0.67	4,249,047	0.00	0.15	2,126,117	#
2636335+	DELPHI VENTURES IV LP		2,636,335	0.85	2,236,139	0.00	0.08	400,196	#
2849895+	DIJ MERCHANT BANKING III LP		2,849,895	0.91	2,591,409	0.00	0.09	258,485	#
1010987	DIJ PHOENIX EQUITY PARTNERS III		1,010,987	0.83	840,231	0.00	0.03	170,756	#
4339402	DIJ REAL ESTATE CAPITAL PARTNERS II L.P.		4,339,402	0.88	3,805,656	0.00	0.13	533,746	#
5840023	DIJ REAL ESTATE CAPITAL PARTNERS INC.		5,840,023	0.91	5,305,077	0.00	0.19	534,946	#

# GLENMEDE

THE PRM MEMORIAL TRUST  
0049-00-1/6  
COMBINED LIST OF ASSETS  
12/31/01

SHARES/PAR	DESCRIPTION OF ASSETS	BND	PRICE	MARKET VALUE	CURRENT YIELD	% OF TOTAL	EST ANNUAL INCOME	UNREALIZED CAPITAL CHANGE
435602+	DOLPHIN COMMUNICATIONS FUND II LP		435,602	321,692	0.00	0.01	0	113,910- #
2915742	DOLPHIN COMMUNICATIONS L.P.		2,915,742	1,564,879	0.00	0.05	0	1,350,863- #
14000000	DOUGLAS EMERIT-97-		14,000,000	19,623,800	0.00	0.69	0	5,623,800 #
7647189+	DOVER STREET IV LP		7,647,189	7,691,543	0.00	0.27	0	44,354 #
10901388+	DOUGLAS EMERIT REALTY FUND 1996		10,884,696	14,864,042	0.00	0.52	0	3,979,346 #
7310810	DOUGLAS EMERIT REALTY FUND 1998		7,310,810	9,437,525	0.00	0.33	0	2,126,715 #
91667	ENTERPRISE FOUNDATION - SECOND		91,667	91,667	100.00	3.00	2,750	
	LOAN DTD 8/9/1994 3.00000%							
	8/9/2003 PRI - ORIGINAL AMT OF							
	LOAN \$625,000 PRIN PMTS--5TH							
	ANNIT 1/21--6TH							
	2/21--7TH/21--8TH 6/21 BALANCE							
	AT END OF YEAR 9							
235712+	ENTERPRISE FOUNDATION LOAN DTD	100.00	235,712	235,712	0.34	0.01	801	
	PROGRAM RELATED INVESTMENT PRIN							
	PMTS--5TH ANNIT \$48571--6TH							
	ANNIT \$48571--7TH ANNIT \$242858							
711150+	NEW ENTERPRISE ASSOCIATES LP		711,150	620,265	0.00	0.02	0	90,885- #
16036436	GE INVESTMENT REALTY PARTNERS IV LP		16,036,436	15,005,293	0.00	0.53	0	1,031,143- #
8500000	GROVE CITY COLLEGE DTD 1/13/2000		8,500,000	8,500,000	100.00	0.30	0	
	AMT OF LOAN \$8,500,000 PAYABLE							
	END OF YEARS 4,5,6 AND 7							
792531	HANCOCK VENTURE PARTNERS IV -		792,531	116,740	0.00	0.00	0	675,791- #
	DIRECT FUND L.P.							
2439503	HANCOCK VENTURE PARTNERS IV -		2,439,503	2,331,677	0.00	0.08	0	107,826- #
	PARTNERSHIP FUND L.P.							
619089	HANCOCK INTERNATIONAL PRIVATE		619,089	933,029	0.00	0.03	0	313,940 #
	LP							
7498390	HANCOCK INTERNATIONAL PRIVATE		7,498,390	6,528,848	0.00	0.23	0	969,542- #
	EQUITY PARTNERS II PARTNERSHIP							
651690+	HARBORWEST INT'L PRIV EQ PART		651,690	467,001	0.00	0.02	0	184,689- #
	FUND LP							
1299389	HARBORWEST INT'L PRIV EQ PART		1,299,389	1,059,782	0.00	0.04	0	239,607- #
	III DIR							
2308410	HARBORWEST PARTNERS III L.P.		2,308,410	651,664	0.00	0.02	0	1,656,746- #
1809479	HARBORWEST PARTNERS V-DIRECT LP		1,809,479	1,428,403	0.00	0.05	0	381,076- #

# GLENMEDE

THE PEW MEMORIAL TRUST  
0049-00-1/6  
COMBINED LIST OF ASSETS  
12/31/01

SHARES/PAR	DESCRIPTION OF ASSETS	BND	TAX COST	MARKET VALUE	CURRENT YIELD	% OF TOTAL	EST ANNUAL INCOME	UNREALIZED CAPITAL CHANGE
3718918	HARBORVEST PARTNERS V-PARTNERSHIP LP		3,718,918	3,713,340	0.00	0.13	0	5,578-#
2487902+	HEALTHCARE VENTURES V L.P.		2,487,902	2,774,010	0.00	0.10	0	286,109 #
4470580	HICKS ROSE TALE & FURST EQ FUND V LP		4,470,580	3,076,206	0.00	0.11	0	1,394,374-#
3985899	HICKS ROSE TALE & FURST EQ FUND V LP		3,985,899	3,540,275	0.00	0.12	0	445,624-#
5425000	INFINITY CAPITAL VENTURE FUND 1999 LP		5,425,000	3,417,208	0.00	0.12	0	2,007,793-#
1915509+	INFORMATION TECHNOLOGY VENTURES II LP		1,915,509	1,426,288	0.00	0.05	0	489,221-#
1450748+	INFORMATION TECHNOLOGY VENTURES L.P.		1,450,748	1,851,735	0.00	0.07	0	400,987 #
1832415+	JAFCO AMERICA TECHNOLOGY PD III LP		1,832,415	1,702,313	0.00	0.06	0	130,101-#
2566422+	J.W. CHILDS EQUITY PARTNERS II LP		2,566,422	3,128,469	0.00	0.11	0	562,046 #
1895972+	K/B OPPORTUNITY FUND II L.P.		1,895,972	2,274,219	0.00	0.08	0	378,246 #
575671+	K/B OPPORTUNITY FUND III L.P.		575,671	720,682	0.00	0.03	0	145,011 #
14352104+	KOLT BREEZ FUND V L.P.		14,352,104	13,782,325	0.00	0.48	0	569,779-#
9666606+	KOLT BREEZ FUND VI L.P.		9,666,606	9,336,974	0.00	0.33	0	329,631-#
5746546+	LEHMAN BROS MERCHANT BANKING PRS II		5,746,546	5,073,625	0.00	0.18	0	672,920-#
267856	LOCAL INITIATIVES SUPPORT - SECOND LOAN DTD 8/9/1994 3.00000%		267,856	267,856	100.00	0.00	0	0
714286	LOCAL INITIATIVES SUPPORT CORP. LOAN DTD 6/6/1991 5.00000% 6/6/1998 PROGRAM RELATED INVESTMENT PRIN PMTS--5TH ANNU \$142857--6TH ANNU \$142857--7TH ANNU \$714286		714,286	714,286	100.00	5.00	0.03	35,714
1485000	M/C VENTURE PARTNERS V LP		1,485,000	1,336,946	0.90	0.05	0	148,055-#
990000	MENLO VENTURES IX LP		990,000	811,503	0.82	0.00	0	178,497-#
1461451+	NATURAL GAS PARTNERS VI LP		1,461,451	1,339,859	0.92	0.00	0	121,593-#
1187588	OAK INVESTMENT PARTNERS X LP		1,187,588	1,084,030	0.91	0.00	0	103,558-#
2593710+	OCM PRINCIPAL OPPORTUNITIES PD II LP		2,593,710	2,639,878	1.02	0.00	0	46,168 #
20050950	OLYMPUS REAL ESTATE FUND II		20,050,950	18,513,042	0.92	0.00	0	1,537,908-#
3522490	OLYMPUS REAL ESTATE FUND III LP		3,522,490	3,838,457	1.09	0.00	0	315,967 #

# GLENMEDE

THE PEM MEMORIAL TRUST  
0049-00-1/6  
COMBINED LIST OF ASSETS  
12/31/01

SHARES/PAR	DESCRIPTION OF ASSETS	END	R/G	TAX COST	PRICE	MARKET VALUE	CURRENT YIELD	% OF TOTAL	EST ANNUAL INCOME	UNREALIZED CAPITAL CHANGE
9428128	PEABODY GLOBAL REAL ESTATE PARTNERS			9,428,128	0.95	8,996,320	0.00	0.32	0	431,808- #
8500000	PHILADELPHIA MUSEUM OF ART DTD 12/23/1999 0.00000% 12/23/2006 (REFERENCE LOG NO. 1999-002773) ORIGINAL LOAN \$8,500,000 PAYABLE END OF YEARS 4,5,6 AND 7			8,500,000	100.00	8,500,000	0.00	0.30	0	0
17226000	REALTY ASSOCIATES FUND V CORPORATION			17,226,000	1.00	17,270,788	0.00	0.61	0	44,788 #
2362674+	THE REALTY ASSOCIATES FUND IV REGIONAL HOUSING DEVELOPMENT CORP			23,682,674	1.21	28,537,622	0.00	1.00	88,723	4,854,948 #
2957432+	LOAN DTD 5/1/1996 3.00000% 5/1/2002 PROGRAM RELATED INVESTMENT - PRIN REPMT 5.1.200 \$7735. - 5.1.2001 \$252757. - 5.1.2002 FINAL REPMT \$158755			2,957,432	100.00	2,957,432	3.00	0.10	0	0
1968074	RESOURCE CAPITAL FUND II LP ASSET BASED			1,968,074	0.93	1,837,788	0.00	0.06	0	130,287- #
2488363+	RESORCE CAPITAL FUND I.P.P.			2,488,363	1.09	2,724,011	0.00	0.10	0	235,648 #
980100	SIGMA PARTNERS 6 LP			980,100	0.88	863,664	0.00	0.03	0	116,436- #
2635628+	SILVER LAKE PARTNERS L.P.			2,635,628	0.97	2,548,125	0.00	0.09	0	87,503- #
693000	SOLINNOVA VENTURE PARTNERS V LP			693,000	0.74	510,325	0.00	0.02	0	182,675- #
1023000	SPROUT CAPITAL IX LP			1,023,000	0.91	927,452	0.00	0.03	0	95,548- #
3205542+	SPROUT CAPITAL VIII L.P.			3,205,542	0.60	1,933,583	0.00	0.07	0	1,271,959- #
17500000	STARWOOD OPPORTUNITY FUND V L.P.			17,500,000	1.00	17,542,000	0.00	0.62	0	42,000 #
3500000	DEB STRATEGIC HOTEL CAPITAL INC CONV			3,500,000	1.00	3,500,000	0.00	0.12	0	0
291666	LP STRATEGIC HOTEL CAPITAL INC LLC			3,499,992	5.51	1,606,905	0.00	0.06	0	1,893,087- #
1221000	LP			1,221,000	0.91	1,112,453	0.00	0.04	0	108,547- #
1023000	TA SUBORDINATED DEBT FUND LP			1,023,000	0.95	967,963	0.00	0.03	0	55,037- #
500000	TACHYON INC CONV PROMISSORY NOTE DTD 5/25/2000 10.00000%			500,000	1.00	5,000	1000.00	0.00	50,000	495,000- #
3715339	TECHNOLOGY CROSSOVER VENTURES IV LP			3,715,339	0.70	2,605,567	0.00	0.09	0	1,109,772- #
1254000	THREE ARCH CAPITAL LP			1,254,000	0.87	1,096,247	0.00	0.04	0	157,753- #
2396025+	TL VENTURES III L.P.			2,396,025	0.57	1,361,661	0.00	0.05	0	1,034,364- #
6561864+	TL VENTURES IV L.P.			6,561,864	0.67	4,402,354	0.00	0.15	0	2,159,509- #
1188000	TL VENTURES V LP			1,188,000	0.73	862,607	0.00	0.03	0	325,393- #
4276294	TRANSMISSERN OFFICE PARTNERS II			4,276,294	1.51	6,451,217	0.00	0.23	0	2,174,923 #

# GLENMEDE

THE BEN MEMORIAL TRUST  
0049-00-1/6  
COMBINED LIST OF ASSETS  
12/31/01

SHARES/PAR	DESCRIPTION OF ASSETS	END	RTG	TAX COST	PRICE	MARKET VALUE	CURRENT YIELD	% OF TOTAL	EST ANNUAL INCOME	UNREALIZED CAPITAL CHANGE
8500000	TRUSTEES OF THE UNIT OF PENNSYLVANIA DTD 2/23/2000			8,500,000	100.00	8,500,000	0.00	0.30	0	0
4107346+	VALUE ENHANCEMENT FUND II - LLC			4,107,346	1.74	7,132,816	0.00	0.25	0	0
8150700+	VALUE ENHANCEMENT FUND III			8,150,700	1.58	12,878,921	0.00	0.45	0	0
9842442+	VALUE ENHANCEMENT FUND IV LP			9,842,442	1.13	11,102,274	0.00	0.39	0	0
5197131+	WALTON STREET REAL ESTATE FUND I			5,197,131	1.62	8,403,761	0.00	0.30	0	0
21831972+	WALTON STREET REAL ESTATE FUND II			21,831,972	1.36	29,761,344	0.00	1.05	0	0
3471658+	WALTON STREET REAL ESTATE FUND LP			3,471,658	1.19	4,128,842	0.00	0.15	0	0
2178000	WELSH CARSON ANDERSON & STONE IX LP			2,178,000	0.68	1,476,902	0.00	0.05	0	0
10638083+	WESTBROOK REAL EST FD II LP			10,638,083	0.94	10,004,053	0.00	0.35	0	0
21858792+	WESTBROOK REAL ESTATE FUND III MANAGEMENT			21,858,792	1.03	22,615,106	0.00	0.79	0	0
1308419	WESTBROOK REAL ESTATE FUND IV LP			1,308,419	0.85	1,109,147	0.00	0.04	0	0
1155000	WESTON RESIDIO CAPITAL IV LP			1,155,000	0.86	995,841	0.00	0.03	0	0
8592091+	J.H. WELTNEY IV LP			8,592,091	0.69	5,942,290	0.00	0.21	0	0
42+	MSC TRENDER INVESTORS I L.P.			42	0.40	17	0.00	0.00	0	0
10498+	MYNDHAM VOTING TRUST SERIES II LP			900,830	90.48	949,830	0.00	0.03	0	0
358535+	YARMOOTH CAPITAL PARTNERS L.P. I			358,535	0.13	46,896	0.00	0.00	0	0
12938025+	YARMOOTH CAPITAL PARTNERS L.P. II			12,938,025	1.19	15,409,188	0.00	0.54	0	0
TOTAL				653,119,752		655,006,953	0.03	23.01	177,988	1,887,199
OTHER TOTAL				743,000,228		746,977,027	0.03	26.24	254,611	3,976,796
-476004	CASH PAYABLE			-476,003		-476,003		-0.02	0	0
158112	CASH RECEIVABLE			158,111		158,111		0.01	0	0

# GLENMEDE

THE PEM MEMORIAL TRUST  
0049-00-1/6  
COMBINED LIST OF ASSETS  
12/31/01

SHARES/PAR	DESCRIPTION OF ASSETS	BND	RTG	TAX COST	PRICE	MARKET VALUE	CURRENT YIELD	% OF TOTAL	EST ANNUAL INCOME	UNREALIZED CAPITAL CHANGE
<b>ADJUSTMENTS:</b>										
	BEACON CAPITAL PARTNERS, INC. (PAGE 21 REITS)			930,665-				0		
	VARIOUS PARTNERSHIPS AND PRIVATE REITS (PAGES 24 THRU 31)			2,335,474-				0		
	CASH RECEIVABLE			31,358				31,358		
	ADJ. GRAND TOTAL			2,847,324,286		2,846,593,372	1.94	100.00	55,267,092	36,296,099-@
	GRAND TOTAL			2,850,559,067		2,846,593,372	1.94	100.00	55,267,092	36,296,099-@

THE PEW MEMORIAL TRUST  
ACCOUNT #0049-00-1/6  
E.I.N. 23-6234669  
TAX YEAR ENDING 12/31/01

ATTACHMENTS PAGE 2 FORM 990-PF  
PART III ANALYSIS OF CHANGES IN NET ASSETS OR FUND BALANCES

---

LINE 3 OTHER INCREASES NOT INCLUDED IN LINE 2 \$ 10,192,813.00

- 2000 TRADES INCLUDED ON GAIN/  
(LOSS) SCHEDULE AS OF 12/31/00  
POSTED AND SETTLED 1/01 3,992,035.00
- 2001 TRADES INCLUDED ON GAIN/  
(LOSS) SCHEDULE AS OF 12/31/01  
POSTED AND SETTLED 1/02 6,200,780.00
- ROUNDING 2.00-



01/01/2001 TO 12/31/2001

ACCOUNT 0049-00-1/6  
 The PEW MEMORIAL TRUST  
 TAXPAYER ID 23-6234669

ADMINISTRATOR JULIUS J CIESIELKA  
 INV OFFICER STEVE LEHMAN  
 TAX OFFICER FRANCIS MEHAFFEY

UNITS	SECURITY	DATE ACQUIRED	DATE DISPOSED	PROCEEDS	BASIS DISPOSED	GAIN/(LOSS)
Gain/loss period is n/a						
Disposal method redemption						
5,833,000	TREASURY BILL DTD 9/21/2000 6 01% 3/22/2001	11/29/00	03/22/01	5,723,436 82	5,723,436 82	0 00
3,889,000	TREASURY BILL DTD 9/21/2000 6 01% 3/22/2001	12/21/00	03/22/01	3,837,859 65	3,837,859 65	0 00
3,889,000	TREASURY BILL DTD 9/21/2000 6 01% 3/22/2001	01/05/01	03/22/01	3,849,885 30	3,849,885 30	0 00
Total for disposal method redemption				13,411,181 77	13,411,181 77	0 00
Disposal method sale						
3,889,000	TREASURY BILL DTD 12/28/2000 4 58% 6/28/2001	02/26/01	05/09/01	3,828,506 61	3,828,506 61	0 00
3,889,000	TREASURY BILL DTD 12/28/2000 4 58% 6/28/2001	03/21/01	05/09/01	3,844,324 03	3,844,324 03	0 00
3,889,000	TREASURY BILL DTD 12/28/2000 4 58% 6/28/2001	04/04/01	05/09/01	3,852,634 61	3,852,634 61	0 00
Total for disposal method sale				11,525,465 25	11,525,465 25	0 00
Total for Gain/Loss period n/a				24,936,647 02	24,936,647 02	0 00
Gain/loss period is short						
Disposal method redemption						
0	FHLMC GOLD #D71783 DTD 5/1/1996 8% 12/1/2024	08/17/00	01/15/01	1,730 72	1,746 40	15 68-
0	FHLMC GOLD #D71783 DTD 5/1/1996 8% 12/1/2024	10/18/00	01/15/01	3,461 44	3,532 83	71 39-
0	FHLMC GOLD #G10753 DTD 11/1/1997 6 5% 9/1/2009	08/17/00	01/15/01	613 12	596 45	16 67
0	GNMA #451439 DTD 7 5% 9/15/2027	06/15/00	01/15/01	69,780 96	69,562 89	218 07
0	GNMA #458709 DTD 11/1/1997 7 5% 11/15/2027	06/15/00	01/15/01	13,596 03	13,551 42	44 61
0	GNMA #448687 DTD 7 5% 9/15/2027	06/15/00	01/15/01	1,015 56	1,012 23	3 33

CONFIDENTIAL

01/01/2001 TO 12/31/2001

ADMINISTRATOR JULIUS J CIESIELKA  
 INV OFFICER STEVE LEHMAN  
 TAX OFFICER FRANCIS MEHAFFEY

ACCOUNT 0049-00-1/6 (cont)  
 The PEM MEMORIAL TRUST  
 TAXPAYER ID 23-6234669

UNITS	SECURITY	ACQUIRED DATE	DISPOSED DATE	PROCEEDS	BASIS DISPOSED	GAIN/(LOSS)
0	GNMA #459979 DTD 11/1/1997 7 5% 11/15/2027	06/15/00	01/15/01	1,002 93	999 64	3 29
0	GNMA #433241 DTD 1/1/1997	06/15/00	01/15/01	1,539 42	1,534 37	5 05
0	GNMA #434877 DTD 9/1/2000	08/31/00	01/15/01	194,525 58	201,303 58	6,778 00
0	FNMA #336554 DTD 1/1/1996	08/17/00	01/25/01	24 40	25 02	0 62
0	FNMA #73931 DTD 1/1/1997	08/17/00	01/25/01	33 40	32 79	0 61
0	FNMA #73931 DTD 1/1/2007	10/18/00	01/25/01	95 44	95 34	0 10
0	FNMA #313800 DTD 10/1/1997 8 5% 8/1/2019	10/18/00	01/25/01	1,069 33	1,100 18	30 85
0	FNMA #313801 DTD 10/1/1997 8 5% 1/1/2012	10/18/00	01/25/01	938 32	965 58	27 26
0	FNMA #313815 DTD 10/1/1997 6 5% 1/1/2011	08/17/00	01/25/01	142 16	138 30	3 86
0	FNMA #313815 DTD 10/1/1997 6 5% 1/1/2011	10/18/00	01/25/01	1,512 66	1,500 46	12 20
0	FNMA #518567 DTD 10/1/1999 7 5% 10/1/2029	08/17/00	01/25/01	158 16	157 03	1 13
0	FNMA #253580 DTD 10/1/1999 7 5% 10/1/2029	11/08/00	01/25/01	24 40	23 39	1 01
0	FNMA #550112 DTD 11/1/2000 6 5% 12/1/2030	11/08/00	01/25/01	1,510 40	1,447 86	62 54
0	FNMA #557522 DTD 11/1/2000 6 5% 12/1/2030	11/08/00	01/25/01	526 65	504 84	21 81
0	FNMA #557692 DTD 11/1/2000 6 5% 12/1/2030	11/08/00	01/25/01	709 47	680 10	29 37
0	FNMA #557714 DTD 11/1/2000 6 5% 12/1/2030	11/08/00	01/25/01	705 59	676 37	29 22
0	FNMA #561002 DTD 12/1/2000 6 5% 12/1/2030	11/08/00	01/25/01	784 42	751 94	32 48
0	BEAR STEARNS 95-1 1A DTD 4/1/1995 6 47% 5/25/2010	08/17/00	01/25/01	225 49	220 84	4 65
0	BEAR STEARNS 95-1 1A DTD 4/1/1995 6 47% 5/25/2010	10/18/00	01/25/01	966 38	965 05	1 33

Gain/loss period is short disposal method redemption

CONFIDENTIAL

01/01/2001 TO 12/31/2001

ADMINISTRATOR JULIUS J CIESIELKA  
 INV OFFICER STEVE LEHMAN  
 TAX OFFICER FRANCIS MEHAFFEY

ACCOUNT 0049-00-1/6 (cont)  
 The PEM MEMORIAL TRUST  
 TAXPAYER ID 23-6234669

UNITS	SECURITY	DATE ACQUIRED	DATE DISPOSED	PROCEEDS	BASIS DISPOSED	GAIN/LOSS
0	PNC MORTGAGE SECURITIES	04/06/00	01/25/01	102,246 62	98,012 96	4,233 66
0	PNC MORTGAGE SECURITIES	08/17/00	01/25/01	245 85	237 91	7 94
0	PNC MORTGAGE SECURITIES	10/18/00	01/25/01	2,046 53	2,011 23	35 30
0	PNC MORTGAGE SECURITIES	01/23/01	02/15/01	454 36	468 06	13 70-
0	FHLMC GOLD #D71783 DTD	08/17/00	02/15/01	78 32	79 03	0 71-
0	FHLMC GOLD #D71783 DTD	10/18/00	02/15/01	156 63	159 87	3 24-
0	FHLMC GOLD #D71783 DTD	01/23/01	02/15/01	212 32	218 72	6 40-
0	FHLMC GOLD #G00802 DTD	01/23/01	02/15/01	752 80	746 69	6 11
0	FHLMC GOLD #G10753 DTD	08/17/00	02/15/01	176 44	171 64	4 80
0	FHLMC GOLD #G00805 DTD	01/23/01	02/15/01	786 23	817 92	31 69-
0	FHLMC GOLD #D71783 DTD	06/15/00	02/15/01	23,321 64	23,248 76	72 88
0	FHLMC GOLD #D71783 DTD	06/15/00	02/15/01	1,106 17	1,102 54	3 63
0	FHLMC GOLD #D71783 DTD	06/15/00	02/15/01	13,466 67	13,422 49	44 18
0	FHLMC GOLD #D71783 DTD	06/15/00	02/15/01	1,029 88	1,026 50	3 38
0	FHLMC GOLD #D71783 DTD	06/15/00	02/15/01	35,722 73	35,605 52	117 21
0	FHLMC GOLD #D71783 DTD	08/31/00	02/15/01	544,599 44	563,575 33	18,975 89-
0	FHLMC GOLD #D71783 DTD	08/17/00	02/25/01	824 44	845 31	20 87-
0	FHLMC GOLD #D71783 DTD	08/17/00	02/25/01	33 62	33 00	0 62

Gain/loss period is short  
 Disposal method redemption

CONFIDENTIAL

FEDERAL SCHEDULE D CHRONOLOGICALLY

01/01/2001 TO 12/31/2001

ADMINISTRATOR JULIUS J CIESIELKA  
 INV OFFICER STEVE LEHMAN  
 TAX OFFICER FRANCIS MEHAFFEY

ACCOUNT 0049-00-1/6 (cont )  
 The PEM MEMORIAL TRUST  
 TAXPAYER ID 23-6234669

UNITS	SECURITY	DATE ACQUIRED	DATE DISPOSED	PROCEEDS	BASIS DISPOSED	GAIN/(LOSS)
0	FNMA #73931 DTD 1/1/1997	10/18/00 02/25/01	10/18/00 02/25/01	96 05	95 95	0 10
0	6 8% 1/1/2007	10/18/00 02/25/01	10/18/00 02/25/01	1,185 14	1,219 34	34 20-
0	FNMA #13800 DTD	10/18/00 02/25/01	10/18/00 02/25/01	1,185 14	1,219 34	34 20-
0	10/1/1997 8 5% 8/1/2019	10/18/00 02/25/01	10/18/00 02/25/01	1,140 09	1,173 22	33 13-
0	FNMA #13801 DTD	10/18/00 02/25/01	10/18/00 02/25/01	1,140 09	1,173 22	33 13-
0	10/1/1997 8 5% 1/1/2012	08/17/00 02/25/01	08/17/00 02/25/01	143 41	139 51	3 90
0	FNMA #13815 DTD	08/17/00 02/25/01	08/17/00 02/25/01	143 41	139 51	3 90
0	10/1/1997 6 5% 1/1/2011	10/18/00 02/25/01	10/18/00 02/25/01	1,525 92	1,513 62	12 30
0	FNMA #13815 DTD	10/18/00 02/25/01	10/18/00 02/25/01	1,525 92	1,513 62	12 30
0	10/1/1999 7 5% 10/1/2029	08/17/00 02/25/01	08/17/00 02/25/01	699 65	694 62	5 03
0	FNMA #518567 DTD	08/17/00 02/25/01	08/17/00 02/25/01	699 65	694 62	5 03
0	11/08/00 02/25/01	11/08/00 02/25/01	11/08/00 02/25/01	24 24	23 24	1 00
0	FNMA #253580 DTD	11/08/00 02/25/01	11/08/00 02/25/01	24 24	23 24	1 00
0	11/1/2000 6 5% 12/1/2030	11/08/00 02/25/01	11/08/00 02/25/01	992 65	951 55	41 10
0	FNMA #550112 DTD	11/08/00 02/25/01	11/08/00 02/25/01	992 65	951 55	41 10
0	11/1/2000 6 5% 11/1/2030	11/08/00 02/25/01	11/08/00 02/25/01	627 65	601 67	25 98
0	FNMA #557522 DTD	11/08/00 02/25/01	11/08/00 02/25/01	627 65	601 67	25 98
0	11/1/2000 6 5% 12/1/2030	11/08/00 02/25/01	11/08/00 02/25/01	736 54	706 04	30 50
0	FNMA #557714 DTD	11/08/00 02/25/01	11/08/00 02/25/01	736 54	706 04	30 50
0	11/1/2000 6 5% 12/1/2030	11/08/00 02/25/01	11/08/00 02/25/01	1,200 05	1,150 36	49 69
0	FNMA #557692 DTD	11/08/00 02/25/01	11/08/00 02/25/01	1,200 05	1,150 36	49 69
0	11/1/2000 6 5% 12/1/2030	11/08/00 02/25/01	11/08/00 02/25/01	922 21	884 03	38 18
0	FNMA #561002 DTD	11/08/00 02/25/01	11/08/00 02/25/01	922 21	884 03	38 18
0	12/1/2000 6.5% 12/1/2030	04/06/00 02/25/01	04/06/00 02/25/01	361,318 58	346,357 74	14,960 84
0	PNC MORTGAGE SECURITIES	04/06/00 02/25/01	04/06/00 02/25/01	361,318 58	346,357 74	14,960 84
0	CORP 1998-11 2A1DTD	08/17/00 02/25/01	08/17/00 02/25/01	868 78	840 73	28 05
0	10/1/1998 6 5% 11/25/2013	08/17/00 02/25/01	08/17/00 02/25/01	868 78	840 73	28 05
0	CORP 1998-11 2A1DTD	10/18/00 02/25/01	10/18/00 02/25/01	7,232 04	7,107 29	124 75
0	10/1/1998 6 5% 11/25/2013	10/18/00 02/25/01	10/18/00 02/25/01	7,232 04	7,107 29	124 75
0	CORP 1998-11 2A1DTD	01/23/01 02/25/01	01/23/01 02/25/01	5,729 27	5,744 28	15 01-
0	10/1/1998 6 5% 11/25/2013	01/23/01 02/25/01	01/23/01 02/25/01	5,729 27	5,744 28	15 01-
0	CORP 1998-11 2A1DTD	08/17/00 02/25/01	08/17/00 02/25/01	262 84	257 42	5 42
0	10/1/1998 6 5% 11/25/2013	08/17/00 02/25/01	08/17/00 02/25/01	262 84	257 42	5 42
0	BEAR STEARNS 95-1 1A DTD	10/18/00 02/25/01	10/18/00 02/25/01	1,126 48	1,124 92	1 56
0	4/1/1995 6.47% 5/25/2010	10/18/00 02/25/01	10/18/00 02/25/01	1,126 48	1,124 92	1 56

CONFIDENTIAL

Gain/loss period is short  
 Disposal method redemption

01/01/2001 TO 12/31/2001

ADMINISTRATOR JULIUS J CIESIELKA  
 INV OFFICER STEVE LEHMAN  
 TAX OFFICER FRANCIS MEHAFFEY

ACCOUNT 0049-00-1/6 (cont )  
 The PEM MEMORIAL TRUST  
 TAXPAYER ID 23-6234669

UNITS	SECURITY	DATE ACQUIRED	DATE DISPOSED	PROCEEDS	BASIS DISPOSED	GAIN/(LOSS)
-------	----------	---------------	---------------	----------	----------------	-------------

0	PHLMC GOLD #C00109 DTD	01/23/01	03/15/01	957 77	986 65	28 88-
0	PHLMC GOLD #D1783 DTD	08/17/00	03/15/01	2,225 57	2,245 74	20 17-
0	PHLMC GOLD #D1783 DTD	10/18/00	03/15/01	4,451 14	4,542 95	91 81-
0	PHLMC GOLD #D1783 DTD	01/23/01	03/15/01	6,033 48	6,215 42	181 94-
0	PHLMC GOLD #G10753 DTD	08/17/00	03/15/01	721 09	701 49	19 60
0	PHLMC GOLD #G00802 DTD	01/23/01	03/15/01	2,156 97	2,139 44	17 53
0	PHLMC GOLD #G00805 DTD	01/23/01	03/15/01	1,097 05	1,141 28	44 23-
0	GNMA #433241 DTD 1/1/1997	06/15/00	03/15/01	1,281 78	1,277 57	4 21
0	GNMA #458709 DTD	06/15/00	03/15/01	13,318 31	13,274 61	43 70
0	GNMA #459979 DTD	06/15/00	03/15/01	56,462 30	56,277 04	185 26
0	GNMA #448687 DTD 9/1/1997	06/15/00	03/15/01	13,569 94	13,525 42	44 52
0	GNMA #451439 DTD 9/1/1997	06/15/00	03/15/01	47,480 76	47,332 38	148 38
0	GNMA #434877 DTD 9/15/2027	08/31/00	03/15/01	291,224 17	301,371 52	10,147 35-
0	PHMMA #336554 DTD 1/1/1996	08/17/00	03/25/01	16 84	17 26	0 42-
0	PHMMA #73931 DTD 1/1/1997	08/17/00	03/25/01	33 84	33 22	0 62
0	PHMMA #73931 DTD 1/1/1997	10/18/00	03/25/01	96 67	96.57	0 10
0	PHMMA #313800 DTD	10/18/00	03/25/01	1,254 74	1,290 95	36 21-
0	PHMMA #313801 DTD	10/18/00	03/25/01	751 48	773 31	21 83-
0	PHMMA #313815 DTD	08/17/00	03/25/01	192 53	187 29	5 24

CONFIDENTIAL

Gain/loss period is short  
 Disposal method redemption

FEDERAL SCHEDULE D CHRONOLOGICALLY

01/01/2001 TO 12/31/2001

ADMINISTRATOR JULIUS J CIESIELKA  
 INV OFFICER STEVE LEHMAN  
 TAX OFFICER FRANCIS MEHAFFEY

ACCOUNT 0049-00-1/6 (cont )  
 The PEW MEMORIAL TRUST  
 TAXPAYER ID 23-6234669

UNITS	SECURITY	DATE ACQUIRED	DATE DISPOSED	PROCEEDS	BASIS DISPOSED	GAIN/(LOSS)
0	FNMA #313815 DTD	10/18/00	03/25/01	2,048 51	2,032 00	16 51
0	FNMA #518567 DTD	08/17/00	03/25/01	1,234 20	1,225 33	8 87
0	FNMA #253580 DTD	11/08/00	03/25/01	23 80	22 82	0 98
0	FNMA #550112 DTD	11/08/00	03/25/01	838 55	803 83	34 72
0	FNMA #557522 DTD	11/08/00	03/25/01	663 28	635 82	27 46
0	FNMA #557692 DTD	11/08/00	03/25/01	1,033 87	991 06	42 81
0	FNMA #557692 DTD	11/08/00	03/25/01	1,028 20	985 63	42 57
0	FNMA #557714 DTD	11/08/00	03/25/01	732 44	702 11	30 33
0	FNMA #561002 DTD	11/08/00	03/25/01	921 06	882 92	38 14
0	BEAR STEARNS 95-1 1A DTD	08/17/00	03/25/01	419 28	410 63	8 65
0	BEAR STEARNS 95-1 1A DTD	10/18/00	03/25/01	1,796 93	1,794 45	2 48
0	BEAR STEARNS 95-1 1A DTD	01/23/01	03/25/01	2,994 87	3,005 87	11 00-
0	PNC MORTGAGE SECURITIES	04/06/00	03/25/01	186,935 57	179,195 27	7,740 30
0	PNC MORTGAGE SECURITIES	08/17/00	03/25/01	449 48	434 97	14 51
0	PNC MORTGAGE SECURITIES	10/18/00	03/25/01	3,741 64	3,677 10	64 54
0	PNC MORTGAGE SECURITIES	01/23/01	03/25/01	2,964 16	2,971 92	7 76-
0	FHLMC GOLD #C00109 DTD	01/23/01	04/15/01	1,433 24	1,476 47	43 23-
0	FHLMC GOLD #D1783 DTD	08/17/00	04/15/01	124 03	125 15	1 12-

Gain/loss period is short  
 Disposal method redemption

CONFIDENTIAL

01/01/2001 TO 12/31/2001

ADMINISTRATOR JULIUS J CIESIELKA  
 INV OFFICER STEVE LEHMAN  
 TAX OFFICER FRANCIS MEHAFFEY

ACCOUNT 0049-00-1/6 (cont )  
 The PEW MEMORIAL TRUST  
 TAXPAYER ID 23-62334669

UNITS	SECURITY	ACQUIRED DATE	DISPOSED DATE	PROCEEDS	BASIS DISPOSED	GAIN/(LOSS)
0	FHLMC GOLD #D71783 DTD 5/1/1996 8% 12/1/2024	10/18/00	04/15/01	248 05	253 17	5 12-
0	FHLMC GOLD #D71783 DTD 5/1/1996 8% 12/1/2024	01/23/01	04/15/01	336 23	346 37	10 14-
0	FHLMC GOLD #D71783 DTD 5/1/1996 8% 12/1/2024	08/17/00	04/15/01	326 66	317 78	8 88
0	FHLMC GOLD #G00802 DTD 11/1/1997 6% 9/1/2009	01/23/01	04/15/01	1,835 51	1,820 60	14 91
0	FHLMC GOLD #G00805 DTD 11/1/1997 6% 11/1/2025	01/23/01	04/15/01	2,113 99	2,199 21	85 22-
0	GNMA #451439 DTD 9/1/1997	06/15/00	04/15/01	53,051 85	52,886 06	165 79
0	GNMA #433241 DTD 1/1/1997	06/15/00	04/15/01	53,431 52	53,256 20	175 32
0	GNMA #448687 DTD 9/1/1997	06/15/00	04/15/01	42,634 38	42,494 48	139 90
0	GNMA #459979 DTD 7 5% 9/15/2027	06/15/00	04/15/01	972 68	969 49	3 19
0	GNMA #458709 DTD 11/1/1997 7 5% 11/15/2027	06/15/00	04/15/01	14,189 90	14,143 34	46 56
0	GNMA #434877 DTD 9/1/2000	08/31/00	04/15/01	284,693 09	294,612 86	9,919 77-
0	FNMA #336554 DTD 1/1/1996	08/17/00	04/25/01	18 75	19 22	0 47-
0	FNMA #73931 DTD 1/1/1997	08/17/00	04/25/01	34 06	33 43	0 63
0	FNMA #73931 DTD 1/1/1997	10/18/00	04/25/01	97 30	97 20	0 10
0	FNMA #313800 DTD 6 8% 1/1/2007	10/18/00	04/25/01	1,006 94	1,036 00	29 06-
0	FNMA #313801 DTD 10/1/1997 8 5% 8/1/2019	10/18/00	04/25/01	1,129 47	1,162 29	32 82-
0	FNMA #313815 DTD 10/1/1997 6 5% 1/1/2011	08/17/00	04/25/01	172 42	167 74	4 68
0	FNMA #313815 DTD 10/1/1997 6 5% 1/1/2011	10/18/00	04/25/01	1,834 62	1,819 82	14 80
0	FNMA #518567 DTD 10/1/1999 7 5% 10/1/2029	08/17/00	04/25/01	1,817 32	1,804 26	13 06
0	FNMA #25580 DTD 11/1/2000 6 5% 12/1/2030	11/08/00	04/25/01	396 15	379 74	16 41

CONFIDENTIAL

ACCOUNT 0049-00-1/6 (cont )  
 The PEW MEMORIAL TRUST  
 TAXPAYER ID 23-6234669

ADMINISTRATOR JULIUS J CIESIELKA  
 INV OFFICER STEVE LEHMAN  
 TAX OFFICER FRANCIS MEHAFFEY

UNITS SECURITY ACQUIRED DATE DISPOSED DATE PROCEEDS BASIS DISPOSED GAIN/(LOSS)

UNITS	SECURITY	ACQUIRED DATE	DISPOSED DATE	PROCEEDS	BASIS DISPOSED	GAIN/(LOSS)
0	FNMA #55012 DTD	11/08/00	04/25/01	994 49	953 31	41 18
0	FNMA #557522 DTD	11/08/00	04/25/01	668 05	640 39	27 66
0	FNMA #557692 DTD	11/08/00	04/25/01	727 48	697 36	30 12
0	FNMA #557692 DTD	11/08/00	04/25/01	723 50	693 54	29 96
0	FNMA #557714 DTD	11/08/00	04/25/01	776 44	744 29	32 15
0	FNMA #561002 DTD	11/08/00	04/25/01	911 88	874 12	37 76
0	BEAR STEARNS 95-1 1A DTD	08/17/00	04/25/01	139 83	136 95	2 88
0	BEAR STEARNS 95-1 1A DTD	10/18/00	04/25/01	599 27	598 45	0 82
0	BEAR STEARNS 95-1 1A DTD	01/23/01	04/25/01	998 79	1,002 46	3 67-
0	PNC MORTGAGE SECURITIES	04/06/00	04/25/01	155,419 05	148,983 73	6,435 32
0	CORP 1998-11 2A DTD	10/17/00	04/25/01	373 70	361 63	12 07
0	PNC MORTGAGE SECURITIES	10/18/00	04/25/01	3,110 82	3,057 16	53 66
0	CORP 1998-11 2A DTD	01/23/01	04/25/01	2,464 41	2,470 87	6 46-
0	FHLMC GOLD #C00109 DTD	01/23/01	05/15/01	1,836 67	1,892 06	55 39-
0	FHLMC GOLD #D71783 DTD	08/17/00	05/15/01	3,913 73	3,949 20	35 47-
0	FHLMC GOLD #D71783 DTD	10/18/00	05/15/01	7,827 46	7,988 90	161 44-
0	FHLMC GOLD #D71783 DTD	01/23/01	05/15/01	10,610 03	10,929 99	319 96-
0	FHLMC GOLD #G00802 DTD	01/23/01	05/15/01	1,406 12	1,394 69	11 43

Gain/loss period is short  
 Disposal method redemption

CONFIDENTIAL



01/01/2001 TO 12/31/2001

ADMINISTRATOR JULIUS J CIESIELKA  
INV OFFICER STEVE LEHMAN  
TAX OFFICER FRANCIS MEHAFFEY

ACCOUNT 0049-00-1/6 (cont )  
The PEM MEMORIAL TRUST  
TAXPAYER ID 23-6234669

UNITS	SECURITY	DATE ACQUIRED	DATE DISPOSED	PROCEEDS	BASIS DISPOSED	GAIN/(LOSS)
0	FHLMC GOLD #G10753 DTD	08/17/00	05/15/01	258 88	251 84	7 04
0	FHLMC GOLD #G00805 DTD	11/1/1997	05/15/01	1,149 08	1,195 41	46 33-
0	GNMA #451439 DTD	06/15/00	05/15/01	48,588 45	48,436 61	151 84
0	GNMA #433241 DTD	06/15/00	05/15/01	17,006 10	16,950 30	55 80
0	GNMA #448687 DTD	06/15/00	05/15/01	44,431 88	44,286 09	145 79
0	GNMA #459979 DTD	06/15/00	05/15/01	906 54	903 56	2 98
0	GNMA #458709 DTD	06/15/00	05/15/01	41,364 24	41,228 51	135 73
0	GNMA #434877 DTD	08/31/00	05/15/01	182,320 55	188,673 28	6,352 73-
0	FNMA #336554 DTD	08/17/00	05/25/01	17 43	17 87	0 44-
0	FNMA #73931 DTD	08/17/00	05/25/01	34 28	33 65	0 63
0	FNMA #73931 DTD	10/18/00	05/25/01	97 93	97 83	0 10
0	FNMA #31800 DTD	10/18/00	05/25/01	2,044 57	2,103 58	59 01-
0	FNMA #313801 DTD	10/18/00	05/25/01	1,208 25	1,243 36	35 11-
0	FNMA #313815 DTD	08/17/00	05/25/01	191 57	186 36	5 21
0	FNMA #313815 DTD	10/18/00	05/25/01	2,038 36	2,021 93	16 43
0	FNMA #518567 DTD	08/17/00	05/25/01	1,339.67	1,330 04	9 63
0	FNMA #253580 DTD	11/08/00	05/25/01	144 90	138 90	6 00
0	FNMA #550112 DTD	11/08/00	05/25/01	902 76	865 38	37 38
0	FNMA #557522 DTD	11/08/00	05/25/01	632 73	606 53	26 20
0	FNMA #557692 DTD	11/08/00	05/25/01	731 94	701 63	30 31

Gain/loss period is short  
Disposal method redemption

CONFIDENTIAL

01/01/2001 TO 12/31/2001

ADMINISTRATOR JULIUS J CIBSIELKA  
 INV OFFICER STEVE LEHMAN  
 TAX OFFICER FRANCIS MEHAFFEY

ACCOUNT 0049-00-1/6 (cont )  
 The PEW MEMORIAL TRUST  
 TAXPAYER ID 23-6234669

UNITS	SECURITY	ACQUIRED DATE	DISPOSED DATE	PROCEEDS	BASIS DISPOSED	GAIN/(LOSS)
0	FNMA #557692 DTD 11/1/2000 6 5% 12/1/2030	11/08/00	05/25/01	727 93	697 79	30 14
0	FNMA #557714 DTD 11/1/2000 6 5% 12/1/2030	11/08/00	05/25/01	943 05	904 00	39 05
0	FNMA #561002 DTD 12/1/2000 6 5% 12/1/2030	11/08/00	05/25/01	839 48	804 72	34 76
0	PNC MORTGAGE SECURITIES CORP 1998-11 2A1D1D	08/17/00	05/25/01	513 66	497 07	16 59
0	PNC MORTGAGE SECURITIES CORP 1998-11 2A1D1D	10/1/1998 6 5% 11/25/2013	10/18/00	4,275 84	4,202 09	73 75
0	PNC MORTGAGE SECURITIES CORP 1998-11 2A1D1D	10/1/1998 6 5% 11/25/2013	01/23/01	3,387 36	3,396 23	8 87-
0	BEAR STEARNS 95-1 1A DTD 4/1/1995 6 47% 5/25/2010	08/17/00	05/25/01	241 94	236 95	4 99
0	BEAR STEARNS 95-1 1A DTD 4/1/1995 6 47% 5/25/2010	10/18/00	05/25/01	1,036 90	1,035 47	1 43
0	BEAR STEARNS 95-1 1A DTD 4/1/1995 6 47% 5/25/2010	01/23/01	05/25/01	1,728 17	1,734 52	6 35-
0	FHLMC GOLD #C00109 DTD 4/1/1992 8% 4/1/2022	01/23/01	06/15/01	2,049 85	2,111 67	61 82-
0	FHLMC GOLD #D71783 DTD 5/1/1996 8% 12/1/2024	08/17/00	06/15/01	81 98	82 73	0 75-
0	FHLMC GOLD #D71783 DTD 5/1/1996 8% 12/1/2024	10/18/00	06/15/01	163 97	167 35	3 38-
0	FHLMC GOLD #D71783 DTD 5/1/1996 8% 12/1/2024	01/23/01	06/15/01	222 25	228 95	6 70-
0	FHLMC GOLD #G00802 DTD 11/1/1997 6.5% 11/1/2025	01/23/01	06/15/01	1,519 13	1,506 79	12 34
0	FHLMC GOLD #G10753 DTD 11/1/1997 6.5% 9/1/2009	08/17/00	06/15/01	196 21	190 87	5 34
0	FHLMC GOLD #G00805 DTD 11/1/1997 8 5% 6/1/2021	01/23/01	06/15/01	1,022 63	1,063 85	41 22-
0	GNMA #451439 DTD 9/1/1997 7 5% 9/15/2027	06/15/00	06/15/01	49,196 68	49,042 94	153 74
0	GNMA #433241 DTD 1/1/1997 7 5% 1/15/2027	06/15/00	06/15/01	17,597 59	17,539 85	57 74
0	GNMA #448687 DTD 9/1/1997 7 5% 9/15/2027	06/15/00	06/15/01	923 00	919 97	3 03

CONFIDENTIAL

01/01/2001 TO 12/31/2001

ADMINISTRATOR JULIUS J CIESIELKA  
 INV OFFICER STEVE LEHMAN  
 TAX OFFICER FRANCIS MEHAFFEY

ACCOUNT 0049-00-1/6 (cont )  
 The PEM MEMORIAL TRUST  
 TAXPAYER ID 23-6234669

UNITS	SECURITY	ACQUIRED DATE	DISPOSED DATE	PROCEEDS	BASIS DISPOSED	GAIN/LOSS
0	GNMA #459979 DTD	06/15/00	06/15/01	1,005 44	1,002 14	3 30
0	GNMA #458709 DTD	06/15/00	06/15/01	9,193 32	9,163 15	30 17
0	GNMA #434877 DTD 9/1/2000	08/31/00	06/15/01	250,181 49	258,898 75	8,717 26-
0	FNMA #336554 DTD 1/1/1996	08/17/00	06/25/01	17 76	18 21	0 45-
0	8 5% 11/1/2019	08/17/00	06/25/01	34 50	33 87	0 63
0	FNMA #73931 DTD 1/1/1997	08/17/00	06/25/01	98 56	98 46	0 10
0	6 8% 1/1/2007	10/18/00	06/25/01	98 56	98 46	0 10
0	FNMA #313800 DTD	10/18/00	06/25/01	1,951 14	2,007 45	56 31-
0	10/1/1997 8 5% 8/1/2019	10/18/00	06/25/01	738 34	759 79	21 45-
0	FNMA #313801 DTD	10/18/00	06/25/01	362 69	352 83	9 86
0	FNMA #313815 DTD	08/17/00	06/25/01	3,859 12	3,828 01	31 11
0	10/1/1997 6 5% 1/1/2011	08/17/00	06/25/01	1,827 20	1,814 06	13 14
0	FNMA #518567 DTD	10/1/1999 7 5% 10/1/2029	11/08/00	263 09	252 19	10 90
0	FNMA #253580 DTD	11/08/00	06/25/01	1,006 31	964 65	41 66
0	11/1/2000 6 5% 12/1/2030	11/08/00	06/25/01	680 58	652 40	28 18
0	FNMA #557522 DTD	11/08/00	06/25/01	34,241 93	32,824 10	1,417 83
0	11/1/2000 6 5% 11/1/2030	11/08/00	06/25/01	34,054 46	32,644 39	1,410 07
0	FNMA #557692 DTD	11/08/00	06/25/01	26,654 61	25,550 94	1,103 67
0	11/1/2000 6 5% 12/1/2030	11/08/00	06/25/01	879 95	843 52	36 43
0	FNMA #561002 DTD	08/17/00	06/25/01	217 27	212 79	4 48
0	BEAR STEARNS 95-1 1A DTD	10/18/00	06/25/01	931 17	929 88	1 29
0	4/1/1995 6 47% 5/25/2010	10/18/00	06/25/01			

Gain/loss period is short  
 Disposal method redemption

CONFIDENTIAL

FEDERAL SCHEDULE D CHRONOLOGICALLY

01/01/2001 TO 12/31/2001

ADMINISTRATOR JULIUS J CIRSIELKA  
 INV OFFICER STEVE LEHMAN  
 TAX OFFICER FRANCIS MEHAFFEY

ACCOUNT 0049-00-1/6 (cont )  
 The BEW MEMORIAL TRUST  
 TAXPAYER ID 23-6234469

UNITS	SECURITY	DATE ACQUIRED	DATE DISPOSED	PROCEEDS	BASIS DISPOSED	GAIN/LOSS
0	BEAR STEARNS 95-1 1A DTD	01/23/01	06/25/01	1,551 94	1,557 64	5 70-
0	4/1/1995 6 47% 5/25/2010 PNC MORTGAGE SECURITIES	08/17/00	06/25/01	351 34	340 00	11 34
0	10/1/1998 6 5% 11/25/2013 CORP 1998-11 2A1DTD	10/18/00	06/25/01	2,924 68	2,874 24	50 44
0	10/1/1998 6 5% 11/25/2013 CORP 1998-11 2A1DTD	10/18/00	06/25/01	2,924 68	2,874 24	50 44
0	10/1/1998 6 5% 11/25/2013 PNC MORTGAGE SECURITIES	01/23/01	06/25/01	2,316 96	2,323 03	6 07-
0	10/1/1998 6 5% 11/25/2013 CORP 1998-11 2A1DTD	01/23/01	06/25/01	2,316 96	2,323 03	6 07-
0	4/1/1992 8% 4/1/2022 FHLMC GOLD #C00109 DTD	01/23/01	07/15/01	2,370 94	2,442 44	71 50-
0	5/1/1996 8% 12/1/2024 FHLMC GOLD #D71783 DTD	08/17/00	07/15/01	115 95	117 00	1 05-
0	5/1/1996 8% 12/1/2024 FHLMC GOLD #D71783 DTD	10/18/00	07/15/01	231 91	236 69	4 78-
0	5/1/1996 8% 12/1/2024 FHLMC GOLD #D71783 DTD	01/23/01	07/15/01	314 35	323 82	9 47-
0	5/1/1996 8% 12/1/2024 FHLMC GOLD #G00802 DTD	01/23/01	07/15/01	1,332 54	1,321 72	10 82
0	11/1/1997 6 5% 11/1/2025 FHLMC GOLD #G10753 DTD	08/17/00	07/15/01	699 25	680 23	19 02
0	11/1/1997 6 5% 9/1/2009 FHLMC GOLD #G00805 DTD	01/23/01	07/15/01	1,362 22	1,417 14	54 92-
0	11/1/1997 8 5% 6/1/2021 GNNMA #434877 DTD 9/1/2000	08/31/00	07/15/01	292,255 76	302,439 05	10,183 29-
0	9% 9/15/2030 GNNMA #454196 DTD 8/1/1998	05/25/01	07/15/01	154,286 91	155,564 60	1,277 69-
0	7% 8/15/2028 FHLMC GOLD #C10886 DTD	05/25/01	07/15/01	9,470 51	9,533 40	62 89-
0	6/1/1998 7% 6/1/2028 FHLMC GOLD # D89355 DTD	06/13/01	07/15/01	51,032 14	51,371 02	338 88-
0	5/1/1998 7% 5/1/2028 FHLMC GOLD #D87863 DTD	05/25/01	07/15/01	2,200 96	2,215 57	14 61-
0	4/1/1998 7% 3/1/2028 FHLMC GOLD #D87863 DTD	08/17/00	07/25/01	15 60	15 99	0 39-
0	FNMA #336554 DTD 1/1/1996	08/17/00	07/25/01	34 72	34 09	0 63
0	8 5% 11/1/2019 FNMA #73931 DTD 1/1/1997	08/17/00	07/25/01	34 72	34 09	0 63
0	6 8% 1/1/2007					

CONFIDENTIAL

01/01/2001 TO 12/31/2001

ADMINISTRATOR JULIUS J CIESIELKA  
 INV OFFICER STEVE LEHMAN  
 TAX OFFICER FRANCIS MEHAFFEY

ACCOUNT 0049-00-1/6 (cont )  
 The PEM MEMORIAL TRUST  
 TAXPAYER ID 23-6234669

UNITS	SECURITY	ACQUIRED DATE	DISPOSED DATE	PROCEEDS	BASIS DISPOSED	GAIN/(LOSS)
0	FNMA #73931 DTD 1/1/1997	10/18/00	07/25/01	99 20	99 10	0 10
0	FNMA #313800 DTD 6 8% 1/1/2007	10/18/00	07/25/01	1,260 87	1,297 26	36 39-
0	10/1/1997 8 5% 8/1/2019	10/18/00	07/25/01	723 72	744 75	21 03-
0	FNMA #313801 DTD 10/1/1997 8 5% 1/1/2012	08/17/00	07/25/01	138 85	135 07	3 78
0	FNMA #313815 DTD 10/1/1997 6 5% 1/1/2011	10/18/00	07/25/01	1,477 36	1,465 45	11 91
0	FNMA #518567 DTD 10/1/1999 7 5% 10/1/2029	08/17/00	07/25/01	1,431 79	1,421 50	10 29
0	FNMA #253580 DTD 11/1/2000 6 5% 12/1/2030	11/08/00	07/25/01	25 27	24 22	1 05
0	FNMA #550112 DTD 11/1/2000 6 5% 12/1/2030	11/08/00	07/25/01	53,842 96	51,613 52	2,229 44
0	FNMA #557522 DTD 11/1/2000 6 5% 11/1/2030	11/08/00	07/25/01	598 91	574 11	24 80
0	FNMA #557692 DTD 11/1/2000 6 5% 12/1/2030	11/08/00	07/25/01	758 59	727 18	31 41
0	FNMA #557692 DTD 11/1/2000 6 5% 12/1/2030	11/08/00	07/25/01	754 43	723 19	31 24
0	FNMA #557714 DTD 11/1/2000 6 5% 12/1/2030	11/08/00	07/25/01	2,824 06	2,707 13	116 93
0	FNMA #561002 DTD 12/1/2000 6 5% 12/1/2030	11/08/00	07/25/01	1,068 46	1,024 22	44 24
0	CORP 1998-11 2AIDTD 08/17/00 07/25/01	08/17/00	07/25/01	860 29	832 50	27 79
0	10/1/1998 6 5% 11/25/2013	10/18/00	07/25/01	7,161 30	7,037 78	123 52
0	CORP 1998-11 2AIDTD 01/23/01 07/25/01	01/23/01	07/25/01	5,673 24	5,688 10	14 86-
0	10/1/1998 6.5% 11/25/2013	08/17/00	07/25/01	311 77	305 34	6 43
0	BEAR STEARNS 95-1 1A DTD 4/1/1995 6 47% 5/25/2010	10/18/00	07/25/01	1,336 15	1,334 31	1 84
0	BEAR STEARNS 95-1 1A DTD 4/1/1995 6 47% 5/25/2010	01/23/01	07/25/01	2,226 92	2,235 10	8 18-

Gain/loss period is short disposal method redemption

CONFIDENTIAL

01/01/2001 TO 12/31/2001

ADMINISTRATOR JULIUS J CIESIELKA  
 INV OFFICER STEVE LEHMAN  
 TAX OFFICER FRANCIS MEHAFFEY

ACCOUNT 0049-00-1/6 (cont )  
 The PEM MEMORIAL TRUST  
 TAXPAYER ID 23-6234669

UNITS SECURITY DATE DATE ACQUIRED DISPOSED PROCEEDS BASIS DISPOSED GAIN/(LOSS)

Gain/loss period is short  
 Disposal method redemption

44	77-	01/23/01	08/15/01	1,484	95	1,529	72	1,484	95	1,529	72
0	0	4/1/1992	8% 4/1/2022	FILMC GOLD #C00109	DTD						
0	0	08/17/00	08/15/01	78	41	79	12	78	41	79	12
0	0	10/18/00	08/15/01	156	81	160	05	156	81	160	05
0	0	5/1/1996	8% 12/1/2024	FILMC GOLD #D71783	DTD						
0	0	5/1/1996	8% 12/1/2024	FILMC GOLD #D71783	DTD						
0	0	01/23/01	08/15/01	212	56	218	97	212	56	218	97
0	0	5/1/1996	8% 12/1/2024	FILMC GOLD #D71783	DTD						
0	0	11/1/1997	6% 11/1/2025	FILMC GOLD #G00802	DTD						
0	0	08/17/00	08/15/01	316	12	307	52	316	12	307	52
0	0	11/1/1997	8% 5% 6/1/2021	FILMC GOLD #G00805	DTD						
0	0	01/23/01	08/15/01	1,367	31	1,422	44	1,367	31	1,422	44
0	0	08/31/00	08/15/01	190,303	11	196,933	98	190,303	11	196,933	98
0	0	GNMA #434877	DTD 9/1/2000								
0	0	9% 9/15/2030									
0	0	GNMA #454196	DTD 8/1/1998								
0	0	7% 8/15/2028									
0	0	05/25/01	08/15/01	11,019	20	11,092	37	11,019	20	11,092	37
0	0	FILMC GOLD #C10886	DTD								
0	0	6/1/1998	7% 6/1/2028	FILMC GOLD #D89355	DTD						
0	0	06/13/01	08/15/01	112,398	77	113,145	18	112,398	77	113,145	18
0	0	5/1/1998	7% 5/1/2028	FILMC GOLD #D87863	DTD						
0	0	05/25/01	08/15/01	9,754	61	9,819	39	9,754	61	9,819	39
0	0	4/1/1998	7% 3/1/2028	FILMC GOLD #D87863	DTD						
0	0	08/17/00	08/25/01	17	70	18	15	17	70	18	15
0	0	FNMA #336554	DTD 1/1/1996								
0	0	8% 11/1/2019									
0	0	10/1/1997	8% 8/1/2019	FNMA #313800	DTD						
0	0	10/1/1997	8% 8/1/2019	FNMA #313801	DTD						
0	0	10/1/1997	8% 1/1/2012	FNMA #313815	DTD						
0	0	10/1/1997	6% 5% 1/1/2011	FNMA #313815	DTD						
0	0	10/1/1997	6% 5% 1/1/2011	FNMA #518567	DTD						
0	0	08/17/00	08/25/01	985	14	978	06	985	14	978	06
0	0	11/1/2000	6% 5% 12/1/2030	FNMA #253580	DTD						
0	0	11/1/2000	6% 5% 12/1/2030	FNMA #550112	DTD						
0	0	11/08/00	08/25/01	25	94	24	87	25	94	24	87
36	19	11/08/00	08/25/01	873	92	837	73	873	92	837	73

CONFIDENTIAL

01/01/2001 TO 12/31/2001

ACCOUNT 0049-00-1/6 (cont )  
 The PEW MEMORIAL TRUST  
 TAXPAYER ID 23-62344669  
 ADMINISTRATOR JULIUS J CIESIELKA  
 INV OFFICER STEVE LEHMAN  
 TAX OFFICER FRANCIS MEHAFFEY

UNITS	SECURITY	DATE ACQUIRED	DATE DISPOSED	PROCEEDS	BASIS DISPOSED	GAIN/(LOSS)
0	FNMA #557522 DTD	11/08/00	08/25/01	15,088 08	14,463 34	624 74
0	FNMA #557692 DTD	11/08/00	08/25/01	811 32	777 73	33 59
0	FNMA #557692 DTD	11/08/00	08/25/01	806 88	773 47	33 41
0	FNMA #557714 DTD	11/08/00	08/25/01	802 40	769 17	33 23
0	FNMA #561002 DTD	11/08/00	08/25/01	1,037 77	994 80	42 97
0	12/1/2000 6 5% 12/1/2030	08/17/00	08/25/01	228 94	221 54	7 40
0	CORP 1998-11 2A DTD	10/18/00	08/25/01	1,905 74	1,872 87	32 87
0	PNC MORTGAGE SECURITIES	01/23/01	08/25/01	1,509 74	1,513 70	3 96-
0	CORP 1998-11 2A DTD	08/17/00	08/25/01	255 60	250 32	5 28
0	BEAR STEARNS 95-1 1A DTD	10/18/00	08/25/01	1,095 42	1,093 91	1 51
0	4/1/1995 6 47% 5/25/2010	01/23/01	08/25/01	1,825 69	1,832 40	6 71-
0	4/1/1992 8% 4/1/2022	01/23/01	09/15/01	2,138 89	2,203 40	64 51-
0	FHLMC GOLD #D71783 DTD	10/18/00	09/15/01	167 24	170 69	3 45-
0	5/1/1996 8% 12/1/2024	01/23/01	09/15/01	226 70	233 53	6 83-
0	FHLMC GOLD #D71783 DTD	01/23/01	09/15/01	1,647 83	1,634 44	13 39
0	FHLMC GOLD #G00805 DTD	01/23/01	09/15/01	768 68	799 66	30 98-
0	11/1/1997 8 5% 6/1/2021	08/31/00	09/15/01	248,595 99	257,258 01	8,662 02-
0	GNMA #434877 DTD 9/1/2000	05/25/01	09/15/01	47,130 26	47,520 56	390 30-
0	GNMA #454196 DTD 8/1/1998	05/25/01	09/15/01	5,275 27	5,310 30	35 03-
0	FHLMC GOLD #C10886 DTD	05/25/01	09/15/01			

Gain/loss period is short  
 Disposal method redemption

CONFIDENTIAL

01/01/2001 TO 12/31/2001

ADMINISTRATOR JULIUS J CIRSIELKA  
 INV OFFICER STEVE LEHMAN  
 TAX OFFICER FRANCIS MEHAFFEY

ACCOUNT 0049-00-1/6 (cont )  
 The PEW MEMORIAL TRUST  
 TAXPAYER ID 23-62234669

UNITS	SECURITY	ACQUIRED DATE	DISPOSED DATE	PROCEEDS	BASIS DISPOSED	GAIN/(LOSS)
0	FHLMC GOLD # D89355 DTD 5/1/1998 7% 5/1/2028	06/13/01 09/15/01	05/25/01 09/15/01	3,806 51	3,831 79	25 28-
0	FHLMC GOLD # D89355 DTD 4/1/1998 7% 3/1/2028	06/13/01 09/15/01	05/25/01 09/15/01	51,546 40	51,888 70	342 30-
0	FHLMC GOLD # D87863 DTD 5/1/1998 7% 5/1/2028	06/13/01 10/15/01	05/25/01 10/15/01	3,806 51	3,831 79	25 28-
0	FHLMC GOLD # D87863 DTD 4/1/1998 7% 3/1/2028	06/13/01 10/15/01	05/25/01 10/15/01	51,546 40	51,888 70	342 30-
0	FHLMC GOLD # D87863 DTD 5/1/1998 7% 5/1/2028	06/13/01 10/15/01	05/25/01 10/15/01	3,806 51	3,831 79	25 28-
0	FHLMC GOLD # D89355 DTD 6/1/1998 7% 6/1/2028	06/13/01 10/15/01	05/25/01 10/15/01	51,546 40	51,888 70	342 30-
0	FHLMC GOLD # D89355 DTD 5/1/1998 7% 5/1/2028	06/13/01 10/15/01	05/25/01 10/15/01	3,806 51	3,831 79	25 28-
0	FHLMC GOLD # C10886 DTD 7% 8/15/2028	05/25/01 10/15/01	05/25/01 10/15/01	526 53	530 03	3 50-
0	GNMA #454196 DTD 8/1/1998 11/1/1997 8 5% 6/1/2021	05/25/01 10/15/01	05/25/01 10/15/01	5,782 57	5,830 46	47 89-
0	FHLMC GOLD # G00805 DTD 11/1/1997 6 5% 11/1/2025	01/23/01 10/15/01	01/23/01 10/15/01	1,364 33	1,419 33	55 00-
0	FHLMC GOLD # G00802 DTD 5/1/1996 8% 12/1/2024	01/23/01 10/15/01	01/23/01 10/15/01	1,213 59	1,203 73	9 86
0	FHLMC GOLD # D71783 DTD 5/1/1996 8% 12/1/2024	01/23/01 10/15/01	01/23/01 10/15/01	243 14	250 47	7 33-
0	FHLMC GOLD # D71783 DTD 4/1/1992 8% 4/1/2022	10/18/00 10/15/01	10/18/00 10/15/01	179 38	183 08	3 70-
0	FHLMC GOLD # C00109 DTD 4/1/1992 8% 4/1/2022	01/23/01 10/15/01	01/23/01 10/15/01	1,495 50	1,540 60	45 10-
0	BEAR STEARNS 95-1 1A DTD 4/1/1995 6 47% 5/25/2010	10/18/00 09/25/01	10/18/00 09/25/01	1,518 03	1,515 93	2 10
0	BEAR STEARNS 95-1 1A DTD 4/1/1995 6 47% 5/25/2010	10/18/00 09/25/01	10/18/00 09/25/01	1,518 03	1,515 93	2 10
0	CORP 1998-11 2A1D TD 10/1/1998 6 5% 11/25/2013	01/23/01 09/25/01	01/23/01 09/25/01	3,745 35	3,755 16	9 81-
0	PNC MORTGAGE SECURITIES 10/1/1998 6 5% 11/25/2013	01/23/01 09/25/01	01/23/01 09/25/01	3,745 35	3,755 16	9 81-
0	CORP 1998-11 2A1D TD 10/1/1998 6 5% 11/25/2013	01/23/01 09/25/01	01/23/01 09/25/01	3,745 35	3,755 16	9 81-
0	PNC MORTGAGE SECURITIES 10/1/1997 6 5% 1/1/2011	10/18/00 09/25/01	10/18/00 09/25/01	4,727 74	4,646 19	81 55
0	FNMA #313815 DTD 10/1/1997 8 5% 1/1/2012	10/18/00 09/25/01	10/18/00 09/25/01	1,295 75	1,333 40	37 65-
0	FNMA #313801 DTD 10/1/1997 8 5% 8/1/2019	10/18/00 09/25/01	10/18/00 09/25/01	1,523 53	1,567 50	43 97-
0	FHLMC GOLD # D87863 DTD 4/1/1998 7% 3/1/2028	06/13/01 09/15/01	05/25/01 09/15/01	3,806 51	3,831 79	25 28-
0	FHLMC GOLD # D89355 DTD 5/1/1998 7% 5/1/2028	06/13/01 09/15/01	05/25/01 09/15/01	51,546 40	51,888 70	342 30-
0	FHLMC GOLD # D89355 DTD 6/1/1998 7% 6/1/2028	06/13/01 10/15/01	05/25/01 10/15/01	526 53	530 03	3 50-
0	FHLMC GOLD # D89355 DTD 5/1/1998 7% 5/1/2028	06/13/01 10/15/01	05/25/01 10/15/01	129,743 10	130,604 68	861 58-
0	FHLMC GOLD # D87863 DTD 4/1/1998 7% 3/1/2028	05/25/01 10/15/01	05/25/01 10/15/01	122 12	122 93	0 81-

CONFIDENTIAL



01/01/2001 TO 12/31/2001

ACCOUNT 0049-00-1/6 (cont )  
 The FWM MEMORIAL TRUST  
 TAXPAYER ID 23-6234669  
 ADMINISTRATOR JULIUS J CIESIELKA  
 INV OFFICER STEVE LEHMAN  
 TAX OFFICER FRANCIS MEHAFFEY

UNITS	SECURITY	DATE ACQUIRED	DATE DISPOSED	PROCEEDS	BASIS DISPOSED	GAIN/(LOSS)
-------	----------	---------------	---------------	----------	----------------	-------------

0	FNMA #313800 DTD 10/1/1997 8 5% 8/1/2019	10/18/00	10/25/01	1,932 16	1,987 91	55 75-
0	FNMA #313801 DTD 10/1/1997 8 5% 1/1/2012	10/18/00	10/25/01	628 98	647 26	18 28-
0	FNMA #313815 DTD 10/1/1997 6 5% 1/1/2011	10/18/00	10/25/01	2,099 66	2,082 73	16 93
0	PNC MORTGAGE SECURITIES CORP 1998-11 2A1D1D	10/18/00	10/25/01	6,448 11	6,336 89	111 22
0	10/1/1998 6 5% 11/25/2013	01/23/01	10/25/01	5,108 24	5,121 62	13 38-
0	PNC MORTGAGE SECURITIES CORP 1998-11 2A1D1D	10/18/00	10/25/01	1,263 94	1,262 20	1 74
0	BEAR STEARNS 95-1 1A DTD 4/1/1995 6 47% 5/25/2010	10/18/00	10/25/01	2,106 57	2,114 30	7 73-
0	BEAR STEARNS 95-1 1A DTD 4/1/1995 6 47% 5/25/2010	n/a	10/26/01	1,695,488 38	0 00	1,695,488 38
0	ADVISOR SMALL CAP - GLENMEDE FUND INC	01/23/01	11/15/01	1,559 30	1,606 33	47 03-
0	4/1/1992 8% 4/1/2022	01/23/01	11/15/01	804 86	829 13	24 27-
0	5/1/1996 8% 12/1/2024	01/23/01	11/15/01	3,370 11	3,342 73	27 38
0	FHLMC GOLD #G00802 DTD 11/1/1997 6 5% 11/1/2025	01/23/01	11/15/01	861 62	896 35	34 73-
0	FHLMC GOLD #G00805 DTD 11/1/1997 8 5% 6/1/2021	05/25/01	11/15/01	208,094 96	209,818 24	1,723 28-
0	7% 8/15/2028	05/25/01	11/15/01	534 69	538 24	3 55-
0	FHLMC GOLD #C10886 DTD 6/1/1998 7% 6/1/2028	05/25/01	11/15/01	2,191 18	2,205 73	14 55-
0	FHLMC GOLD # D89355 DTD 5/1/1998 7% 5/1/2028	05/25/01	11/15/01	2,177 42	2,191 88	14 46-
0	FHLMC GOLD #D87863 DTD 4/1/1998 7% 3/1/2028	01/23/01	11/25/01	6,222 15	6,238 44	16 29-

CONFIDENTIAL

Gain/Loss period is short  
 Disposal method is redemption

01/01/2001 TO 12/31/2001

ACCOUNT 0049-00-1/6 (cont)  
 The PEM MEMORIAL TRUST  
 TAXPAYER ID 23-6234669  
 ADMINISTRATOR JULIUS J CIESIELKA  
 INV OFFICER STEVE LEHMAN  
 TAX OFFICER FRANCIS MEHAFFEY

UNITS	SECURITY	DATE ACQUIRED	DATE DISPOSED	PROCEEDS	BASIS DISPOSED	GAIN/(LOSS)
-------	----------	---------------	---------------	----------	----------------	-------------

Gain/loss period is short  
 Disposal method redemption

0	BEAR STEARNS 95-1 1A DTD 4/1/1995 6 47% 5/25/2010	01/23/01	11/25/01	2,162 89	2,170 83	7 94-
0	FHLMC GOLD #C00109 DTD 01/23/01 12/15/01	01/23/01	12/15/01	2,337 33	2,407 82	70 49-
0	FHLMC GOLD #D1783 DTD 4/1/1992 8% 4/1/2022	01/23/01	12/15/01	226 59	233 42	6 83-
0	FHLMC GOLD #G00802 DTD 5/1/1996 8% 12/1/2024	01/23/01	12/15/01	4,374 78	4,339 23	35 55
0	FHLMC GOLD #G00805 DTD 11/1/1997 6 5% 11/1/2025	01/23/01	12/15/01	1,548 44	1,610 86	62 42-
0	GNMA #454196 DTD 8/1/1998 11/1/1997 8 5% 6/1/2021	05/25/01	12/15/01	193,248 25	194,848 59	1,600 34-
0	FHLMC GOLD #C10886 DTD 7% 8/15/2028	05/25/01	12/15/01	11,392 78	11,468 44	75 66-
0	FHLMC GOLD # D89355 DTD 6/1/1998 7% 6/1/2028	06/13/01	12/15/01	30,290 24	30,491 39	201 15-
0	FHLMC GOLD #D87863 DTD 5/1/1998 7% 5/1/2028	05/25/01	12/15/01	128 40	129 25	0 85-
0	PNC MORTGAGE SECURITIES 01/23/01 12/25/01	01/23/01	12/25/01	7,353 78	7,373 04	19 26-
0	CORP 1998-11 2A1DTD 10/1/1998 6 5% 11/25/2013	01/23/01	12/25/01	3,705 89	3,719 50	13 61-
-----						
Total for disposal method redemption				7,300,296 66	5,657,421 14	1,642,875 52
-----						
Disposal method: sale				127,026 24	116,967 66	10,058 58

7,692	SYSCO CORP	05/08/00	01/04/01	190,634 46	151,460 48	39,173 98
1,600	SYSCO CORP	10/30/00	01/04/01	39,653 55	40,648 00	994 45-
49,208	SYSCO CORP	05/05/00	01/04/01	1,219,545 02	955,663 64	263,881 38
600	QUAKER OATS CO	10/30/00	01/04/01	57,193 39	49,836 00	7,357 39
17,700	QUAKER OATS CO	05/05/00	01/04/01	1,687,205 00	1,219,218 48	467,986 52
500	SAFEMAY STORES INC	10/30/00	01/04/01	26,894 75	26,748 75	146 00
25,400	SAFEMAY STORES INC	11/09/00	01/04/01	1,366,253 37	1,476,870 29	110,616 92-
4,900	SAFEMAY STORES INC	07/20/00	01/04/01	263,568 57	225,902.25	37,666 32
1,260	COPART INC	09/20/00	01/04/01	25,041 65	19,215.00	5,826 65

CONFIDENTIAL

FEDERAL SCHEDULE D CHRONOLOGICALLY

01/01/2001 TO 12/31/2001

ADMINISTRATOR JULIUS J CIESIELKA  
 INV OFFICER STEVE LEHMAN  
 TAX OFFICER FRANCIS MEHARFFEY

ACCOUNT 0049-00-1/6 (cont )  
 THE PEM MEMORIAL TRUST  
 TAXPAYER ID 23-6234669

UNITS	SECURITY	DATE	ACQUIRED	DISPOSED	PROCEEDS	BASIS	DISPOSED	GAIN/(LOSS)
21,600	HOME DEPOT INC	09/26/00	01/05/01	1,078,765	18	1,146,722	40	67,957
8,025	AES CORP	11/29/00	01/05/01	411,930	35	421,312	50	9,382
9,600	ALSTATE CORP	08/08/00	01/05/01	363,622	40	288,448	32	75,174
7,350	AMERICAN EXPRESS CO	12/22/00	01/05/01	380,034	49	393,142	68	13,108
9,175	APPLIED MATERIALS INC	11/02/00	01/05/01	396,805	50	477,673	44	80,867
7,375	BANK OF NEW YORK	09/29/00	01/05/01	405,501	56	417,523	82	12,022
12,100	BBAT CORP	12/08/00	01/05/01	447,861	69	418,190	52	29,671
9,075	BURLINGTON RESOURCES	05/26/00	01/05/01	448,652	11	399,365	34	49,286
8,775	CISCO SYSTEMS	11/01/00	01/05/01	340,568	32	453,945	67	113,377
6,850	COLGATE PALMOLIVE CO	11/20/00	01/05/01	395,331	79	413,750	96	18,419
12,825	COMPUTER ASSOC	10/26/00	01/05/01	306,468	76	399,022	94	92,554
7,850	CVS CORP	11/17/00	01/05/01	408,374	75	400,821	00	7,553
15,150	DARDEN RESTAURANTS INC	11/28/00	01/05/01	334,828	89	395,605	88	60,777
3,804	DUKE ENERGY CORP	05/08/00	01/05/01	75,429	57	60,746	13	14,683
9,075	ELI LILLY & CO	06/16/00	01/05/01	734,855	35	771,692	63	36,837
3,800	EMC CORP	11/01/00	01/05/01	253,662	03	341,753	00	88,090
10,700	EMERSON ELECTRIC CO	12/08/00	01/05/01	796,991	78	828,360	83	31,369
4,650	FED NAT'L MTG ASSN	12/27/00	01/05/01	370,633	06	401,114	11	30,481
7,525	GENERAL ELECTRIC CO	09/22/00	01/05/01	353,621	79	428,587	13	74,965
4,275	GENZYME CORP	12/27/00	01/05/01	332,846	80	381,095	73	48,248
28,950	GPU INC	10/10/00	01/05/01	1,002,082	34	936,518	02	65,564
5,675	HARTFORD FINANCIAL	10/02/00	01/05/01	358,945	95	421,679	17	62,733
25,275	HCA - THE HEALTHCARE	10/12/00	01/05/01	961,196	37	1,010,833	19	49,636
10,075	INTEL CORP	11/01/00	01/05/01	328,056	23	456,936	51	128,880
6,550	INTERNATIONAL BUSINESS	09/22/00	01/05/01	615,816	98	801,945	32	186,128
11,375	JOHN HANCOCK FINANCIAL	10/02/00	01/05/01	385,935	16	310,638	74	75,296
13,900	LOCKHEED MARTIN CORP	09/26/00	01/05/01	452,891	33	424,650	56	28,240
15,900	MCN ENERGY GROUP INC	12/27/00	01/05/01	421,868	53	433,030	14	11,161
17,875	MELTON FINANCIAL CORP	05/05/00	01/05/01	876,381	99	561,727	24	314,654
12,175	MERRILL LYNCH & CO INC	12/27/00	01/05/01	865,535	68	795,196	73	70,338
6,075	MGIC INVESTMENT CORP	12/27/00	01/05/01	358,716	76	410,742	90	52,026
3,725	MOTOROLA INC	01/06/00	01/05/01	414,435	62	367,798	68	46,636
25,550	MOTOROLA INC	02/22/00	01/05/01	548,509	49	1,252,977	11	704,467
1,146,722				1,078,765	18	1,146,722	40	
4,279,687				4,279,687	50	4,091,562	50	188,125

Gain/loss period is short  
 Disposal method is sale

US TREASURY N/B DTD 5/15/2000 6 75% 5/15/2005

CONFIDENTIAL

01/01/2001 TO 12/31/2001

ADMINISTRATOR JULIUS J CIESIELKA  
 INV OFFICER STEVE LEHMAN  
 TAX OFFICER FRANCIS MEHARREY

ACCOUNT 0049-00-1/6 (cont )  
 The PEM MEMORIAL TRUST  
 TAXPAYER ID 23-6234669

UNITS	SECURITY	DATE ACQUIRED	DATE DISPOSED	PROCEEDS	BASIS DISPOSED	GAIN/(LOSS)
14,700	NATIONAL CITY CORP	12/27/00	01/05/01	422,629 97	429,601 62	6,971 65
9,250	NATIONWIDE FINANCIAL SERV -A	12/28/00	01/05/01	399,773 48	435,255 05	35,481 57
8,600	NCR CORPORATION (NEW)	11/09/00	01/05/01	394,795 61	410,139 16	15,343 55
5,600	NORTEL NETWORKS CORP	11/01/00	01/05/01	188,359 76	246,230 32	57,870 56
4,600	NORTHERN TRUST CORP	05/10/00	01/05/01	349,588 33	301,863 96	47,724 37
36,850	OCCIDENTAL PETROLEUM CORP	09/18/00	01/05/01	878,290 37	895,945 10	17,654 73
21,625	ORACLE SYSTEMS	07/31/00	01/05/01	669,001 12	802,525 37	133,524 25
13,700	ORACLE SYSTEMS	10/13/00	01/05/01	423,829 61	479,671 25	55,841 64
6,175	PEPSICO INC	07/20/00	01/05/01	281,788 55	272,011 84	9,776 71
7,025	PHARMACIA CORPORATION	12/11/00	01/05/01	392,215 82	417,819 60	25,603 78
6,250	PNC BANK CORP	09/29/00	01/05/01	457,357 86	412,543 12	44,814 74
8,825	QUAKER OATS CO	06/20/00	01/05/01	844,286 05	652,268 10	192,017 95
2,250	QUAKER OATS CO	05/08/00	01/05/01	215,257 07	156,514 50	58,742 57
14,100	SAFEWAY STORES INC	11/09/00	01/05/01	752,597 62	815,121 00	62,523 38
17,325	SBC COMMUNICATIONS INC	09/22/00	01/05/01	888,133 01	819,586 84	68,546 17
7,975	ST PAUL COS INC	11/24/00	01/05/01	386,796 91	399,268 38	12,471 47
12,775	STARWOOD HOTELS & RESORTS	06/26/00	01/05/01	484,667 29	408,557 27	76,110 02
11,375	SUN MICROSYSTEMS INC	07/31/00	01/05/01	331,285 82	583,864 53	252,578 71
29,550	SYSCO CORP	09/06/00	01/05/01	763,756 27	628,634 88	135,121 39
35,925	TARGET CORP	11/09/00	01/05/01	592,173 96	621,678 29	247,495 67
8,175	UNITED TECHNOLOGIES CORP	12/08/00	01/05/01	592,872 90	621,790 50	28,917 60
10,500	WASHINGTON MUTUAL INC	10/13/00	01/05/01	485,400 86	417,947 25	67,453 61
23,850	WASTE MANAGEMENT	12/27/00	01/05/01	646,807 06	623,975 63	22,831 43
14,875	WORLDWIDE GROUP	07/06/00	01/05/01	280,756 26	683,226 60	402,470 34
1,013	STEWART & STEVENSON SERVICES	10/06/00	01/09/01	25,324 15	19,247 00	6,077 15
40,093	OCCIDENTAL PETROLEUM CORP	09/07/00	01/10/01	937,507 36	918,266 02	19,241 34
787	STEWART & STEVENSON SERVICES	10/06/00	01/10/01	19,604 22	14,953 00	4,651 22
2,059	STEWART & STEVENSON SERVICES	10/09/00	01/10/01	51,289 82	38,606 25	12,683 57
20,975	HARTFORD FINANCIAL SERVICES GROUP INC	10/03/00	01/10/01	1,295,932 73	1,588,833 18	292,900 45
23,600	HARTFORD FINANCIAL SERVICES GROUP INC	09/29/00	01/10/01	1,458,117 40	1,727,432 68	269,315 28

CONFIDENTIAL

FEDERAL SCHEDULE D CHRONOLOGICALLY

01/01/2001 TO 12/31/2001

ADMINISTRATOR JULIUS J CIESIELKA  
 INV OFFICER STEVE LEHMAN  
 TAX OFFICER FRANCIS MEHAFFEY

ACCOUNT 0049-00-1/6 (cont )  
 The PEW MEMORIAL TRUST  
 TAXPAYER ID 23-6234669

UNITS	SECURITY	DATE ACQUIRED	DATE DISPOSED	PROCEEDS	BASIS DISPOSED	GAIN/LOSS
300	HARTFORD FINANCIAL SERVICES GROUP INC	10/30/00	01/10/01	18,535 39	23,024 25	4,488 86-
43,875	JOHN HANCOCK FINANCIAL SRVCS	10/03/00	01/10/01	1,491,235 08	1,233,190 24	258,044 84
45,825	JOHN HANCOCK FINANCIAL SRVCS	09/29/00	01/10/01	1,557,512 19	1,237,646 17	319,866 02
4,875	JOHN HANCOCK FINANCIAL SRVCS	10/02/00	01/10/01	165,692 79	133,130 89	32,561 90
3,350	NORTHERN TRUST CORP	05/03/00	01/10/01	238,977 33	220,504 37	18,472 96
5,025	NORTHERN TRUST CORP	05/22/00	01/10/01	358,466 01	332,278 12	26,187 89
4,675	NORTHERN TRUST CORP	07/19/00	01/10/01	333,498 22	348,871 87	15,373 65-
1,675	NORTHERN TRUST CORP	02/04/00	01/10/01	119,488 67	97,359 38	22,129 29
3,250	NORTHERN TRUST CORP	07/31/00	01/10/01	231,843 69	243,208 23	11,364 54-
15,568	NORTHERN TRUST CORP	05/05/00	01/10/01	1,110,566 92	981,757 00	128,809 92
4,357	NORTHERN TRUST CORP	05/05/00	01/10/01	310,813 21	274,763 31	36,049 90
175	NORTHERN TRUST CORP	05/05/00	01/10/01	12,483 89	11,035 94	1,447 95
25,726	GPU INC	09/27/00	01/10/01	899,865 39	830,733 70	69,131 69
1,574	GPU INC	09/27/00	01/10/01	55,056 68	50,826 98	4,229 70
11,275	ELI LILLY & CO	06/01/00	01/10/01	940,131 12	873,208 16	66,922 96
5,175	ELI LILLY & CO	07/19/00	01/10/01	431,501 42	520,087 50	88,586 08-
5,025	ELI LILLY & CO	06/19/00	01/10/01	402,317 75	408,605 13	6,287 38-
4,825	ELI LILLY & CO	06/19/00	01/10/01	414,825 04	421,438 72	6,613 68-
30,000	ELI LILLY & CO	09/12/00	01/10/01	2,501,457 52	2,101,800 00	399,657 52
23,350	SYSCO CORP	05/22/00	01/10/01	602,760 10	477,186 44	125,573 66
20,700	SYSCO CORP	08/09/00	01/10/01	534,352 64	425,181 11	109,171 53
13,150	SYSCO CORP	10/26/00	01/10/01	339,455 90	326,393 53	13,062 37
6,750	SYSCO CORP	07/31/00	01/10/01	174,245 42	134,227 80	40,017 62
141,845 96	WESTBROOK REAL ESTATE FUND III LP	12/05/00	01/10/01	141,845 96	141,845 96	0 00
3,011	STEWART & STEVENSON SERVICES	10/09/00	01/11/01	74,896 12	56,456.25	18,439 87
250	VINTAGE PETROLEUM INC	09/20/00	01/11/01	5,155 65	5,812 50	656 85-
3,600	INTERNATIONAL BUSINESS MACHINES CORP	09/14/00	01/11/01	334,081 79	459,666 00	125,584 21-
5,250	INTERNATIONAL BUSINESS MACHINES CORP	09/22/00	01/11/01	487,202 62	642,780 60	155,577 98-
4,225	EMC CORP	07/31/00	01/11/01	302,879 29	359,091 20	56,211 91-
3,175	EMC CORP	08/09/00	01/11/01	227,607 51	289,160 90	61,553 39-
4,450	EMC CORP	10/26/00	01/11/01	319,008 96	373,232 63	54,223 67-
6,375	MOTOROLA INC	05/03/00	01/11/01	142,493 06	246,638 12	104,145 06-

CONFIDENTIAL

FEDERAL SCHEDULE D CHRONOLOGICALLY

01/01/2001 TO 12/31/2001

ADMINISTRATOR JULIUS J CIESIELKA  
 INV OFFICER STEVE LEHMAN  
 TAX OFFICER FRANCIS MEHAFFEY

ACCOUNT 0049-00-1/6 (cont )  
 The PEM MEMORIAL TRUST  
 TAXPAYER ID 23-6234669

UNITS	SECURITY	ACQUIRED DATE	DISPOSED DATE	PROCEEDS	BASIS DISPOSED	GAIN/(LOSS)
1,250	MOTOROLA INC	07/18/00	01/11/01	27,939 82	47,097 75	19,157 93-
7,825	MOTOROLA INC	07/19/00	01/11/01	174,903 24	294,415 63	119,512 39-
3,225	MOTOROLA INC	02/04/00	01/11/01	72,084 72	162,389 50	90,304 78-
2,925	MOTOROLA INC	07/31/00	01/11/01	65,379 17	98,163 00	32,783 83-
5,800	MOTOROLA INC	07/31/00	01/11/01	129,640 74	193,621 98	63,981 24-
4,043	MOTOROLA INC	08/09/00	01/11/01	90,368 54	140,171 22	49,802 68-
4,832	MOTOROLA INC	08/09/00	01/11/01	108,004 15	168,126 54	60,122 39-
31,500	MOTOROLA INC	09/22/00	01/11/01	704,083 35	1,006,673 85	302,590 50-
3,425,000	TBA FVMA 30 YR DTD	12/11/00	01/11/01	3,525,074 22	3,493,500 00	31,574 22
14,500	ORTHODONTIC CENTER OF AMER	09/21/00	01/12/01	413,256 49	493,870 00	80,613 51-
15,400	ORTHODONTIC CENTER OF AMER	09/20/00	01/12/01	438,906 89	515,900 00	76,993 11-
63,250	JOHN HANCOCK FINANCIAL SRVCS	10/02/00	01/12/01	2,026,582 48	1,727,287 92	299,294 56
22,425	GPU INC	10/10/00	01/12/01	763,882 10	725,437 54	38,444 56
22,150	QUAKER OATS CO	05/08/00	01/12/01	2,110,897 67	1,540,798 30	570,099 37
9,425	SAFEMAY STORES INC	11/09/00	01/12/01	474,352 89	544,859 25	70,506 36-
23,900	SAFEMAY STORES INC	07/20/00	01/12/01	1,202,868 35	1,101,849 75	101,018 60
29,709	PNC BANK CORP	09/29/00	01/12/01	2,049,632 74	1,960,998 99	88,633 75
5,016	PNC BANK CORP	10/02/00	01/12/01	346,055 33	327,766 01	18,289 32
5,900	SYSCO CORP	09/06/00	01/12/01	145,691 50	125,514 24	20,177 26
65,250	SYSCO CORP	05/08/00	01/12/01	1,611,249 22	1,284,814 91	326,434 31
3,546	HARTFORD FINANCIAL SERVICES GROUP INC	10/02/00	01/12/01	214,746 75	263,484 47	48,737 72-
3,300	HARTFORD FINANCIAL SERVICES GROUP INC	10/02/00	01/12/01	199,848 92	245,205 51	45,356 59-
24,754	HARTFORD FINANCIAL SERVICES GROUP INC	09/29/00	01/12/01	1,499,109 13	1,811,901 22	312,792 09-
1,902	STEWART & STEVENSON SERVICES	10/09/00	01/12/01	50,876 80	35,662 50	15,214 30
12,500	ORTHODONTIC CENTER OF AMER	09/20/00	01/12/01	350,800 78	418,750 00	67,949 22-
12,500	ORTHODONTIC CENTER OF AMER	10/03/00	01/12/01	350,800 77	370,637 50	19,836 73-
22,550	NORTHERN TRUST CORP	05/10/00	01/12/01	1,570,011 71	1,479,789 63	90,222 08
2,225	NORTHERN TRUST CORP	05/10/00	01/12/01	203,648 97	191,946 10	11,702 87
12,967	ELI LILLY & CO	06/16/00	01/12/01	1,068,608 54	1,102,648 84	34,040 30-
12,800	ELI LILLY & CO	06/16/00	01/12/01	1,054,846 09	1,088,448 00	33,601 91-
24,658	ELI LILLY & CO	06/19/00	01/12/01	2,032,062 10	2,088,811 24	56,749 14-

CONFIDENTIAL

FEDERAL SCHEDULE D CHRONOLOGICALLY

01/01/2001 TO 12/31/2001

ADMINISTRATOR JULIUS J CIESIELKA  
 INV OFFICER STEVE LEHMAN  
 TAX OFFICER FRANCIS MEHAFFEY

ACCOUNT 0049-00-1/6 (cont )  
 The PEW MEMORIAL TRUST  
 TAXPAYER ID 23-6234669

UNITS	SECURITY	ACQUIRED DATE	DISPOSED DATE	PROCEEDS	BASIS DISPOSED	GAIN/(LOSS)
189 37	CROW FAMILY HOLDINGS	07/27/00	01/16/01	189 37	189 37	0 00
3,600	REALTY PARTNERS LP	09/12/00	01/16/01	97,233 46	59,850 00	37,383 46
228	SERVICES STEWART & STEVENSON	10/09/00	01/16/01	6,158 12	4,275 00	1,883 12
620	SERVICES STEWART & STEVENSON	09/14/00	01/16/01	16,745 76	10,152 50	6,593 26
30,200	DIME BANCORP - WI	09/20/00	01/16/01	6,302 51	11,447 38	5,144 87-
2,600	DIME BANCORP - WI	09/21/00	01/16/01	542 60	988 36	445 76-
2,088	AMER ORTHODONTIC CENTER OF	10/03/00	01/16/01	54,241 08	61,911 29	7,670 21-
1,412	AMER ORTHODONTIC CENTER OF	10/03/00	01/16/01	36,680 27	41,867 21	5,186 94-
4,274	DATASCOPE CORP	09/20/00	01/18/01	156,081 69	142,377 63	13,704 06
15,850	SYMANTEC CORP	09/21/00	01/18/01	789,604 81	665,676 23	123,928 58
2,475	KERR MCGEE CORP	05/03/00	01/18/01	157,298 08	132,427 60	24,870 48
3,575	KERR MCGEE CORP	07/19/00	01/18/01	227,208 33	205,562 50	21,645 83
3,450	KERR MCGEE CORP	07/31/00	01/18/01	219,263 98	192,012 16	27,251 82
2,125	KERR MCGEE CORP	08/09/00	01/18/01	135,053 90	125,900 93	9,152 97
3,800	KERR MCGEE CORP	05/05/00	01/18/01	241,508 16	201,390 50	40,117 66
7,300	SYMANTEC CORP	09/21/00	01/18/01	363,162 88	306,589 05	56,573 83
1,326	DATASCOPE CORP	09/20/00	01/19/01	48,168 38	44,172 37	3,996 01
10,680	LA-2-BOX INC	09/20/00	01/19/01	175,687 58	158,197 50	17,490 08
947	PITTSION BRINK,S GROUP	09/20/00	01/19/01	20,014 83	14,678 50	5,336 33
1,910	LA-2-BOX INC	09/20/00	01/22/01	30,961 02	28,291 87	2,669 15
4,663	PITTSION BRINK,S GROUP	09/20/00	01/22/01	98,205 08	72,276 50	25,928 58
11,450	AMGEN	07/27/00	01/22/01	766,408 81	797,206 25	30,797 44-
3,250	AMGEN	07/31/00	01/22/01	217,539 62	214,093 75	3,445 87
3,625	AMGEN	08/09/00	01/22/01	242,640 34	252,617 19	9,976 85-
5,838	DATASCOPE CORP	09/20/00	01/22/01	209,869 07	194,478 38	15,390 69
2,072	DATASCOPE CORP	09/20/00	01/22/01	74,735 36	69,023 50	5,711 86
3,900	ORTHODONTIC CENTER OF	10/03/00	01/17/01	89,528 53	115,638 90	26,110 37-
3,975	AMER KERR MCGEE CORP	05/22/00	01/17/01	259,973 39	235,508 81	24,464 58
1,325	KERR MCGEE CORP	08/09/00	01/17/01	86,657 80	78,502 94	8,154 86
37,800	BURLINGTON RESOURCES	05/26/00	01/17/01	1,929,557 50	1,663,472 15	266,085 35

CONFIDENTIAL

FEDERAL SCHEDULE D CHRONOLOGICALLY

01/01/2001 TO 12/31/2001

ADMINISTRATOR JULIUS J CIESIELKA  
 INV OFFICER STEVE LEHMAN  
 TAX OFFICER FRANCIS MEHAFFEE

ACCOUNT 0049-00-1/6 (cont )  
 The PEM MEMORIAL TRUST  
 TAXPAYER ID 23-6234669

UNITS	SECURITY	DATE ACQUIRED	DATE DISPOSED	PROCEEDS	BASIS DISPOSED	GAIN/(LOSS)
-------	----------	---------------	---------------	----------	----------------	-------------

500	BURLINGTON RESOURCES	10/30/00	01/17/01	25,523 25	18,311 25	7,212 00
2,010	LA-Z-BOY INC	09/20/00	01/17/01	34,173 88	29,773 13	4,400 75
8,906	INTERMAP NETWORK SERVICES	03/25/00	01/17/01	76,255 08	54,593 78	21,661 30
3,790	PITTSOHN BRINK'S GROUP	09/20/00	01/23/01	80,108 81	58,745 00	21,363 81
2,700	DATASCOPE CORP	09/13/00	01/23/01	97,661 40	88,098 30	9,563 10
4,190	DATASCOPE CORP	09/20/00	01/23/01	151,556 02	139,579 37	11,976 65
1,400	BROOKS AUTOMATION INC	07/19/00	01/23/01	48,013 63	84,991 62	36,977 99-
3,700	PITTSOHN BRINK'S GROUP	09/20/00	01/24/01	80,779 38	57,350 00	23,429 38
12,850	PNC BANK CORP	10/03/00	01/24/01	929,708 84	871,358 50	58,350 34
10,000	TYCO INTERNATIONAL LTD	07/19/00	01/24/01	612,504 54	540,624 99	71,879 55
800	EXXON MOBIL CORPORATION	09/20/00	01/24/01	65,099 82	71,248 00	6,148 18-
4,700	EXXON MOBIL CORPORATION	08/09/00	01/24/01	382,461 47	385,653 33	3,191 86-
7,500	MICRON TECHNOLOGY INC	07/18/00	01/24/01	334,384 58	701,087 25	366,702 67-
2,500	MICRON TECHNOLOGY INC	07/31/00	01/24/01	111,461 53	203,275 00	91,813 47-
2,600	MICRON TECHNOLOGY INC	08/09/00	01/24/01	115,919 99	209,456 00	93,536 01-
25,600	MICRON TECHNOLOGY INC	09/20/00	01/24/01	1,141,366 05	1,643,087 36	501,721 31-
16,250	AMERICAN INTERNATIONAL GROUP INC	01/12/01	01/24/01	1,417,982 92	1,334,693 75	83,289 17
4,762 5	AMERICAN INTERNATIONAL GROUP INC	07/19/00	01/24/01	415,578 07	378,420 31	37,157 76
3,650	AMERICAN INTERNATIONAL GROUP INC	07/31/00	01/24/01	318,500 78	319,345 80	845 02-
2,712 5	AMERICAN INTERNATIONAL GROUP INC	05/22/00	01/24/01	236,694 07	211,570 48	25,123 59
800	AMERICAN INTERNATIONAL GROUP INC	10/30/00	01/24/01	69,808 39	78,848 00	9,039 61-
10,531 7264	CITIGROUP INC	08/09/00	01/25/01	574,760 30	569,187 15	5,573 15
4,368 2736	CITIGROUP INC	09/20/00	01/25/01	238,394 93	231,806 81	6,588 12
244,453	PEABODY GLOBAL REAL ESTATE PARTNERS	02/25/00	01/26/01	244,453 00	244,453 00	0 00
10,600	LUCENT TECHNOLOGIES INC	05/22/00	01/26/01	184,668 07	540,788 86	356,120 79-
450	LUCENT TECHNOLOGIES INC	02/04/00	01/26/01	7,839 68	7,324 10	16,484 42-
1,950	LUCENT TECHNOLOGIES INC	05/02/00	01/26/01	33,971.96	114,159 71	80,187 75-
9,250	LUCENT TECHNOLOGIES INC	07/31/00	01/26/01	161,149 03	397,806 03	236,657 00-
9,375	LUCENT TECHNOLOGIES INC	08/09/00	01/26/01	163,326 72	363,304 47	199,977 75-
10,225	LUCENT TECHNOLOGIES INC	10/26/00	01/26/01	178,135 00	206,187 12	28,052 12-
17,750	HEWLETT PACKARD CORP	10/26/00	01/26/01	596,646 28	743,901 62	147,255 34-
13,200	MICROSOFT CORP	07/18/00	01/26/01	824,147 50	1,042,800 00	218,652 50-

CONFIDENTIAL



01/01/2001 TO 12/31/2001

ADMINISTRATOR JULIUS J CIESIELKA  
 INV OFFICER STEVE LEHMAN  
 TAX OFFICER FRANCIS MEHAFFEY

ACCOUNT 0049-00-1/6 (cont )  
 The PWM MEMORIAL TRUST  
 TAXPAYER ID 23-6234669

UNITS	SECURITY	DATE	DATE	PROCEEDS	BASIS DISPOSED	GAIN/(LOSS)
4,625	MICROSOFT CORP	08/09/00	01/26/01	288,763 80	344,301 18	55,537 38-
2,800	EMC CORP	08/09/00	01/26/01	215,424 78	255,008 04	39,583 26-
1,044	ALLSTATE CORP	07/31/00	01/26/01	39,293 07	29,555 64	9,737 43
5,876	ALLSTATE CORP	07/27/00	01/26/01	221,155 23	161,951 38	59,203 85
15,087	ALLSTATE CORP	08/08/00	01/26/01	567,829 99	453,314 56	114,515 43
50,769	RESOURCE CAPITAL FUND II	05/16/00	01/29/01	50,769 00	50,769 00	0 00
237,231	LP ASSET BASED RESOURCE CAPITAL FUND II	06/20/00	01/29/01	237,231 00	237,231 00	0 00
12,699	ALLSTATE CORP	07/27/00	01/29/01	484,338 90	350,003 49	134,335 41
27,648	ALLSTATE CORP	08/08/00	01/29/01	1,054,492 62	830,731 16	223,761 46
12,500	WORLD COM INC-WORLDCOM GROUP	07/19/00	01/29/01	274,990 83	592,962 50	317,971 67-
11,800	WORLD COM INC-WORLDCOM GROUP	05/01/00	01/29/01	259,591 35	546,487 50	286,896 15-
13,300	WORLD COM INC-WORLDCOM GROUP	05/12/00	01/29/01	292,590 24	560,262 50	267,672 26-
37 5	AVAYA INC	02/04/00	01/30/01	629 51	1,409 15	779 64-
161 583	AVAYA INC	05/02/00	01/30/01	2,712 47	6,576 22	3,863 75-
883 3334	AVAYA INC	05/22/00	01/30/01	14,828 36	31,329 18	16,500 82-
770 8334	AVAYA INC	07/31/00	01/30/01	12,939 84	23,045 85	10,106 01-
781 2501	AVAYA INC	08/09/00	01/30/01	13,114 70	21,047 10	7,932 40-
455,390	HICKS MUSE TATE & FURST EQ FUND V LP	12/19/00	01/31/01	455,390 00	455,390 00	0 00
3,750	GENERAL ELECTRIC CO	08/09/00	01/31/01	174,069 18	207,337 88	33,268 70-
16,100	GENERAL ELECTRIC CO	12/08/00	01/31/01	747,337 03	890,982 05	143,645 02-
8,075	GENERAL ELECTRIC CO	07/31/00	01/31/01	374,828 98	425,936 06	51,107 08-
45	AMERICAN POWER CONVERSION CORP.	08/09/00	01/31/01	739 66	1,013 33	273 67-
16,200	INTEL CORP.	07/18/00	01/31/01	608,492 20	1,163,081 43	554,589 23-
11,325	PEPSICO INC	07/31/00	01/31/01	45,073 50	79,987 80	34,914 30-
3,375	PEPSICO INC	07/31/00	01/31/01	147,600 70	151,022 81	3,422 11-
11,800	PEPSICO INC	08/09/00	01/31/01	150,880 71	152,282 65	1,401 94-
3,450	PEPSICO INC	10/26/00	01/31/01	516,055 77	550,883 00	34,827 23-
67,365	CENTURYTEL INC	03/14/00	01/31/01	516,055 77	550,883 00	34,827 23-
23,835	CENTURYTEL INC	03/15/00	01/31/01	751,106 22	814,458 63	63,352 41-
24,468	CENTURYTEL INC	09/21/00	01/31/01	771,053 79	640,557 56	130,496 23

CONFIDENTIAL

FEDERAL SCHEDULE D CHRONOLOGICALLY

01/01/2001 TO 12/31/2001

ADMINISTRATOR JULIUS J CIESIELKA  
 INV OFFICER STEVE LEHMAN  
 TAX OFFICER FRANCIS MEHAFFEY

ACCOUNT 0049-00-1/6 (cont )  
 THE PEM MEMORIAL TRUST  
 TAXPAYER ID 23-6234669

UNITS	SECURITY	ACQUIRED DATE	DISPOSED DATE	PROCEEDS	BASIS DISPOSED	GAIN/(LOSS)
-------	----------	---------------	---------------	----------	----------------	-------------

Gain/loss period is short disposal method sale

43,132	CENTURYTEL INC	09/21/00	02/01/01	1,353,234	22	1,129,169
16,175	STEWART & STEVENSON SERVICES	09/20/00	02/05/01	410,426	92	255,767
12,600	CABLE DESIGN TECHNOLOGIES	06/30/00	02/05/01	248,929	89	282,602
1,110	CABLE DESIGN TECHNOLOGIES	09/20/00	02/05/01	21,929	54	27,819
7,537	AFTARGROUP INC	09/20/00	02/05/01	213,422	69	178,532
18,923	AZTAR CORP	09/20/00	02/05/01	237,515	41	283,845
600	AZTAR CORP	10/13/00	02/05/01	7,531	01	7,836
1,052	SOURCECORP	09/20/00	02/05/01	35,109	33	40,502
4,901	CHILDREN'S PLACE	10/03/00	02/05/01	117,681	34	117,515
5,490	BROOKS AUTOMATION INC	12/12/00	02/05/01	181,850	17	163,255
19,970	SWIFT ENERGY CO	09/21/00	02/05/01	690,327	85	785,919
1,500	SWIFT ENERGY CO	09/20/00	02/05/01	51,852	37	58,125
1,877	PRESIDENTIAL LIFE CORP	09/20/00	02/05/01	30,586	57	29,328
2,376	IDEXX LABS INC	09/20/00	02/05/01	52,567	25	60,885
3,022	IDEXX LABS INC	11/17/00	02/05/01	66,859	52	73,787
1,282	IDEXX LABS INC	11/20/00	02/05/01	28,363	30	30,234
17,357	EMERGEN CORP	09/20/00	02/05/01	513,763	90	521,794
12,800	MELLON FINANCIAL CORP	08/09/00	02/05/01	606,208	23	544,122
5,800	MELLON FINANCIAL CORP	09/20/00	02/05/01	274,688	11	252,584
700	MELLON FINANCIAL CORP	07/31/00	02/05/01	33,152	01	26,448
5,731	CITIGROUP INC	09/20/00	02/05/01	321,327	04	304,159
6,168	CITIGROUP INC	07/31/00	02/05/01	345,800	37	318,663
1,739	SOUTHWEST SECURITIES GROUP	09/18/00	02/05/01	41,876	68	57,062
14,000	SOUTHWEST SECURITIES GROUP	09/25/00	02/05/01	337,132	52	455,000
1,531	KENT ELECTRONICS CORP	06/14/00	02/05/01	31,954	12	43,725
230	KENT ELECTRONICS CORP	06/15/00	02/05/01	4,800	42	6,565
5,512	KENT ELECTRONICS CORP	04/18/00	02/05/01	115,043	17	150,125
788	KENT ELECTRONICS CORP	04/19/00	02/05/01	16,446	67	22,111
7,029	KENT ELECTRONICS CORP	09/20/00	02/05/01	146,705	09	202,083
3,170	KENT ELECTRONICS CORP	06/15/00	02/05/01	66,162	34	90,496
14,899	AMERUS GROUP CO	05/09/00	02/05/01	433,011	56	287,699
3,150	ALLTEL CORP	06/01/00	02/02/01	180,585	36	206,120
3,150	ALLTEL CORP	05/02/00	02/02/01	180,585	36	205,135
1,200	ALLTEL CORP	10/30/00	02/02/01	68,794	42	72,538
4,125	HCA - THE HEALTHCARE COMPANY	10/12/00	02/02/01	151,125	87	164,972
25,534	89-	25		206,120	25	206,120
24,550	52-	24		205,135	88	205,135
3,743	66-	3		72,538	08	72,538
13,846	90-	13		164,972	77	164,972
11,771	24-	11		43,725	36	43,725
1,765	55-	1		6,565	97	6,565
35,082	76-	35		150,125	93	150,125
5,664	61-	5		22,111	28	22,111
55,378	66-	55		202,083	75	202,083
24,333	87-	24		90,496	21	90,496
145,311	87	145		287,699	69	287,699
25,534	89-	25		206,120	25	206,120
24,550	52-	24		205,135	88	205,135
3,743	66-	3		72,538	08	72,538
13,846	90-	13		164,972	77	164,972

CONFIDENTIAL

01/01/2001 TO 12/31/2001

FEDERAL SCHEDULE D CHRONOLOGICALLY

ACCOUNT 0049-00-1/6 (cont )  
 TAXPAYER ID 23-6234669  
 The PEM MEMORIAL TRUST

ADMINISTRATOR JULIUS J CIESIELKA  
 INV OFFICER STEVE LEHMAN  
 TAX OFFICER FRANCIS MEHAFFEY

UNITS SECURITY DATE ACQUIRED DATE DISPOSED PROCEEDS BASIS DISPOSED GAIN/(LOSS)

UNITS	SECURITY	DATE ACQUIRED	DATE DISPOSED	PROCEEDS	BASIS DISPOSED	GAIN/(LOSS)
38,500	HCA - THE HEALTHCARE COMPANY	09/07/00	02/02/01	1,410,508	1,307,267	103,240
10,850	HCA - THE HEALTHCARE COMPANY	08/09/00	02/02/01	397,506	372,813	24,693
19,375	HCA - THE HEALTHCARE COMPANY	10/12/00	02/02/01	709,833	774,872	65,038
3,600	HCA - THE HEALTHCARE COMPANY	07/31/00	02/02/01	131,891	123,522	8,369
1,400	HCA - THE HEALTHCARE COMPANY	10/30/00	02/02/01	51,291	56,609	5,317
13,500	STERMART & STEVENSON SERVICES	08/29/00	02/02/01	346,375	217,687	128,688
2,758	STERMART & STEVENSON SERVICES	09/07/00	02/02/01	70,763	44,231	26,531
450	STERMART & STEVENSON SERVICES	09/08/00	02/02/01	11,545	7,200	4,345
5,492	STERMART & STEVENSON SERVICES	09/11/00	02/02/01	140,910	88,385	52,525
7,880	STERMART & STEVENSON SERVICES	09/14/00	02/02/01	202,180	129,035	73,145
9,225	STERMART & STEVENSON SERVICES	09/20/00	02/02/01	236,689	145,870	90,819
17,100	GRANITE CONSTRUCTION SERVICES	09/20/00	02/02/01	521,987	363,375	158,612
42,190	CABLE DESIGN TECHNOLOGIES	09/20/00	02/02/01	849,669	1,057,386	207,717
5,900	APTARGROUP INC	06/15/00	02/02/01	170,149	160,022	10,126
13,963	APTARGROUP INC	09/20/00	02/02/01	402,678	330,748	71,929
11,235	AZTAR CORP	09/08/00	02/02/01	143,368	169,936	26,567
4,674	AZTAR CORP	09/11/00	02/02/01	59,644	70,390	10,746
2,591	AZTAR CORP	09/12/00	02/02/01	33,063	39,296	6,232
1,034	AZTAR CORP	09/13/00	02/02/01	13,194	15,719	2,525
6,935	AZTAR CORP	09/14/00	02/02/01	88,496	106,086	17,590
931	AZTAR CORP	09/15/00	02/02/01	11,880	14,311	2,431
1,120	AZTAR CORP	09/18/00	02/02/01	14,292	16,867	2,575
2,243	AZTAR CORP	09/19/00	02/02/01	28,622	33,779	5,156
3,823	AZTAR CORP	09/20/00	02/02/01	48,784	58,080	9,295
2,314	AZTAR CORP	09/21/00	02/02/01	29,528	35,329	5,800
3,775	AZTAR CORP	09/27/00	02/02/01	48,172	57,352	9,180
3,281	AZTAR CORP	09/28/00	02/02/01	41,868	50,902	9,033
2,685	AZTAR CORP	09/29/00	02/02/01	34,262	41,493	7,230
2,259	AZTAR CORP	10/02/00	02/02/01	28,826	34,730	5,903
8,377	AZTAR CORP	09/20/00	02/02/01	106,897	125,655	18,757
9,948	SOURCECORP	09/20/00	02/02/01	332,003	382,998	50,994

CONFIDENTIAL

01/01/2001 TO 12/31/2001

ADMINISTRATOR JULIUS T CIESIELKA  
 INV OFFICER STEVE LEHMAN  
 TAX OFFICER FRANCIS MEHAFFEY

ACCOUNT 0049-00-1/6 (cont )  
 The PEM MEMORIAL TRUST  
 TAXPAYER ID 23-6234669

UNITS	SECURITY	DATE ACQUIRED	DATE DISPOSED	PROCEEDS	BASIS DISPOSED	GAIN/(LOSS)
22,500	CHILDREN'S PLACE	09/20/00	02/02/01	547,575 48	658,125 00	110,549 52-
1,101	ACT MANUFACTURING INC	06/19/00	02/02/01	29,395 72	40,220 97	10,825 25-
3,999	ACT MANUFACTURING INC	06/20/00	02/02/01	106,769 74	153,029 73	46,259 99-
3,500	ACT MANUFACTURING INC	06/30/00	02/02/01	93,446 88	164,720 85	71,273 97-
6,300	ACT MANUFACTURING INC	09/20/00	02/02/01	168,204 38	385,875 00	217,670 62-
2,239	BROOKS AUTOMATION INC	07/12/00	02/02/01	79,683 35	128,852 21	49,168 86-
261	BROOKS AUTOMATION INC	07/19/00	02/02/01	9,288 68	15,844 87	6,556 19-
1,230	BROOKS AUTOMATION INC	08/22/00	02/02/01	43,774 24	62,212 79	18,438 55-
674	BROOKS AUTOMATION INC	08/23/00	02/02/01	23,986 86	33,784 25	9,797 39-
1,596	BROOKS AUTOMATION INC	08/24/00	02/02/01	56,799 74	87,432 07	30,632 33-
5,400	BROOKS AUTOMATION INC	09/20/00	02/02/01	192,179 59	252,787 50	60,607 91-
4,210	BROOKS AUTOMATION INC	12/12/00	02/02/01	149,828 90	125,191 93	24,636 97-
12,300	METHODE ELECTRONICS INC	09/21/00	02/02/01	244,454 35	638,062 50	393,608 15-
300	CLASS A METHODE ELECTRONICS INC	09/20/00	02/02/01	5,962 30	15,900 00	9,937 70-
12,630	SWIFT ENERGY CO	09/21/00	02/02/01	434,516 85	497,053 65	62,536 80-
2,900	GROUP SOUTHWEST SECURITIES	09/06/00	02/02/01	72,880 07	105,247 39	32,367 32-
5,550	GROUP SOUTHWEST SECURITIES	09/07/00	02/02/01	139,477 38	199,260 54	59,783 16-
6,421	GROUP SOUTHWEST SECURITIES	09/08/00	02/02/01	161,366 54	226,364 65	64,998 11-
399	GROUP SOUTHWEST SECURITIES	09/11/00	02/02/01	10,027 29	14,360 52	4,333 23-
1,630	GROUP SOUTHWEST SECURITIES	09/12/00	02/02/01	40,963 63	58,812 19	17,848 56-
161	GROUP SOUTHWEST SECURITIES	09/18/00	02/02/01	4,046 10	5,282 97	1,236 87-
9,323	PRESIDENTIAL LIFE CORP	09/20/00	02/02/01	154,503 98	145,671 88	8,832 10
5,533	JEFFERIES GROUP INC	09/15/00	02/02/01	166,956 02	155,618 95	11,337 07
453	JEFFERIES GROUP INC	09/18/00	02/02/01	13,669 09	12,792 18	876 91
3,914	JEFFERIES GROUP INC	09/19/00	02/02/01	118,103 35	112,230 43	5,872 92
7,300	JEFFERIES GROUP INC	09/20/00	02/02/01	220,274 52	205,768 75	14,505 77
6,700	JEFFERIES GROUP INC	10/18/00	02/02/01	202,169 76	172,508 25	29,661 51
1,260	AMERUS GROUP CO	08/10/00	02/02/01	37,105 13	30,218 46	6,886 67
419	AMERUS GROUP CO	08/11/00	02/02/01	12,338 93	10,039 24	2,299 69
1,872	AMERUS GROUP CO	08/14/00	02/02/01	55,127 62	44,338 32	10,789 30
1,398	AMERUS GROUP CO	08/15/00	02/02/01	41,169 03	33,088 28	8,080 75
238	AMERUS GROUP CO	08/16/00	02/02/01	7,008 75	5,605 43	1,403 32
170	AMERUS GROUP CO	08/17/00	02/02/01	5,006 25	4,037 08	969 17
243	AMERUS GROUP CO	08/18/00	02/02/01	7,155 99	5,795 97	1,360 02

CONFIDENTIAL

01/01/2001 TO 12/31/2001

ADMINISTRATOR JULIUS J CIESIELKA  
 INV OFFICER STEVE LEHMAN  
 TAX OFFICER FRANCIS MEHARREY

ACCOUNT 0049-00-1/6 (cont )  
 The PEM MEMORIAL TRUST  
 TAXPAYER ID 23-6234669

UNITS SECURITY ACQUIRED DATE DISPOSED DATE PROCEEDS BASIS DISPOSED GAIN/(LOSS)

UNITS	SECURITY	ACQUIRED DATE	DISPOSED DATE	PROCEEDS	BASIS DISPOSED	GAIN/(LOSS)
779	AMERUS GROUP CO	08/30/00	02/02/01	22,940	18,622	4,317
1,030	AMERUS GROUP CO	08/31/00	02/02/01	30,331	25,039	5,292
5,832	AMERUS GROUP CO	09/06/00	02/02/01	171,743	145,916	25,827
2,220	AMERUS GROUP CO	09/18/00	02/02/01	65,375	56,657	8,717
592	AMERUS GROUP CO	09/19/00	02/02/01	17,433	15,131	2,302
1,238	AMERUS GROUP CO	09/20/00	02/02/01	36,457	32,030	4,427
27,000	AMERUS GROUP CO	09/20/00	02/02/01	795,109	702,000	93,109
1,976	AMERUS GROUP CO	09/21/00	02/02/01	58,190	51,465	6,724
1,233	AMERUS GROUP CO	09/22/00	02/02/01	36,310	32,098	4,211
1,101	AMERUS GROUP CO	05/09/00	02/02/01	32,422	21,260	11,162
5,300	IDEXX LABS INC	09/15/00	02/02/01	119,908	137,756	17,848
21,424	IDEXX LABS INC	09/20/00	02/02/01	484,701	548,990	64,288
15,468	MID ATLANTIC MEDICAL SERV	11/17/00	02/02/01	274,615	318,377	43,761
24,532	MID ATLANTIC MEDICAL SERV	11/20/00	02/02/01	435,536	484,713	49,176
6,895	MID ATLANTIC MEDICAL SERV	01/17/01	02/02/01	122,412	110,574	11,838
4,105	MID ATLANTIC MEDICAL SERV	01/18/01	02/02/01	72,879	66,952	5,926
800	KENT ELECTRONICS CORP	04/11/00	02/02/01	17,568	23,078	5,509
356	KENT ELECTRONICS CORP	04/12/00	02/02/01	7,817	10,302	2,484
5,441	KENT ELECTRONICS CORP	09/20/00	02/02/01	119,486	156,428	36,941
7,950	EMERGEN CORP	09/20/00	02/02/01	234,396	238,996	4,600
17,600	CBL & ASSOC PROPERTIES	09/20/00	02/02/01	70,895	65,000	5,895
5,500	LIBERTY PROPERTY TRUST	09/20/00	02/02/01	149,265	152,968	3,703
5,900	LIBERTY PROPERTY TRUST	11/07/00	02/02/01	160,120	153,754	6,366
21,450	PEPSICO INC	07/20/00	02/02/01	936,621	944,883	8,261
8,569	PEPSICO INC	09/07/00	02/02/01	374,168	360,904	13,263
4,231	PEPSICO INC	09/06/00	02/02/01	184,748	177,041	7,706
26,700	PEPSICO INC	09/06/00	02/02/01	1,165,864	1,117,234	48,629
22,345	GARTNER GROUP CLASS A	09/21/00	02/06/01	176,137	295,841	119,703
423	CHILDREN'S PLACE	10/03/00	02/06/01	10,008	10,142	134
2,576	CHILDREN'S PLACE	10/04/00	02/06/01	60,947	61,716	769
6,188	CHILDREN'S PLACE	10/25/00	02/06/01	146,405	138,069	8,335
4,112	CHILDREN'S PLACE	10/26/00	02/06/01	97,288	90,207	7,081
2,800	CHILDREN'S PLACE	10/26/00	02/06/01	66,246	58,625	7,621
5,062	IDEXX LABS INC	06/26/00	02/06/01	111,631	116,285	4,653
10,557	IDEXX LABS INC	06/27/00	02/06/01	232,812	241,699	8,887
5,036	IDEXX LABS INC	06/27/00	02/06/01	111,058	115,106	4,048
2,196	IDEXX LABS INC	11/20/00	02/06/01	48,428	51,790	3,361
539	IDEXX LABS INC	12/14/00	02/06/01	11,886	12,303	416
3,700	EMERGEN CORP	07/12/00	02/06/01	109,498	81,691	27,807
6,500	EMERGEN CORP	05/31/00	02/06/01	192,363	146,541	45,821

CONFIDENTIAL

FEDERAL SCHEDULE D CHRONOLOGICALLY

01/01/2001 TO 12/31/2001

ADMINISTRATOR JULIUS J CIBSIELKA  
 INV OFFICER STEVE LEHMAN  
 TAX OFFICER FRANCIS MEHAFFEY

ACCOUNT 0049-00-1/6 (cont )  
 THE PEM MEMORIAL TRUST  
 TAXPAYER ID 23-6234669

UNITS SECURITY DATE DATE ACQUIRED DISPOSED PROCEEDS BASIS DISPOSED GAIN/(LOSS)

UNITS	SECURITY	DATE	DATE	ACQUIRED	DISPOSED	PROCEEDS	BASIS DISPOSED	GAIN/(LOSS)
5,420	ENERGEN CORP	09/06/00	02/06/01	160,401	17	138,535	20	21,865
5,180	ENERGEN CORP	09/07/00	02/06/01	153,298	53	145,503	09	7,795
6,193	ENERGEN CORP	09/20/00	02/06/01	183,277	57	186,177	06	2,899
5,800	JOHNSON & JOHNSON	08/09/00	02/06/01	540,659	11	556,358	62	15,699
32,525	MCN ENERGY GROUP INC	11/09/00	02/06/01	861,636	47	850,704	39	10,932
127	MCN ENERGY GROUP INC	11/08/00	02/06/01	3,364	42	3,283	05	81
30,532	MCN ENERGY GROUP INC	11/09/00	02/06/01	808,838	88	798,576	68	10,262
5,716	MCN ENERGY GROUP INC	11/08/00	02/06/01	151,425	49	147,763	17	3,662
1,300	EXXON MOBIL CORPORATION	10/30/00	02/06/01	109,173	73	115,940	50	6,766
355	BURLINGTON RESOURCES	07/18/00	02/06/01	15,975	21	12,956	61	3,018
10,450	BURLINGTON RESOURCES	06/01/00	02/06/01	470,256	23	473,201	08	2,944
4,770	BURLINGTON RESOURCES	07/19/00	02/06/01	214,652	84	173,508	75	41,144
4,775	BURLINGTON RESOURCES	07/31/00	02/06/01	214,877	85	159,011	80	55,866
442	BURLINGTON RESOURCES	08/09/00	02/06/01	19,890	26	15,855	65	4,034
3,933	BURLINGTON RESOURCES	08/09/00	02/06/01	176,987	35	141,628	11	35,359
5,900	TARGET CORP	05/22/00	02/06/01	213,775	81	208,130	47	5,645
14,650	TARGET CORP	01/04/01	02/06/01	530,816	19	528,279	00	2,537
3,050	TARGET CORP	01/10/01	02/06/01	110,511	22	104,964	23	5,546
7,050	STARWOOD HOTELS & RESORTS	07/31/00	02/06/01	267,471	56	245,837	73	21,633
7,706	CROW FAMILY HOLDINGS	07/27/00	02/06/01	14,028	19	7,706	90	6,321
6,530	KENT ELECTRONICS CORP	09/20/00	02/06/01	133,062	57	187,737	50	54,674
9,896	INTERNAP NETWORK SERVICES	03/25/00	02/07/01	69,888	17	60,662	48	9,225
6,870	GARTNER GROUP CLASS A	09/21/00	02/07/01	54,486	89	90,956	74	36,469
31,680	GARTNER GROUP CLASS A	09/22/00	02/07/01	251,258	30	408,285	51	157,027
10,000	GARTNER GROUP CLASS A	09/25/00	02/07/01	79,311	33	125,050	00	45,738
2,449	INTERNATIONAL BUSINESS MACHINES CORP	07/31/00	02/07/01	278,833	34	276,577	81	2,255
1,528	INTERNATIONAL BUSINESS MACHINES CORP	08/09/00	02/07/01	173,971	97	182,783	18	8,811
2,397	INTERNATIONAL BUSINESS MACHINES CORP	08/09/00	02/07/01	272,912	83	287,026	61	14,113
9,750	INTERNATIONAL BUSINESS MACHINES CORP	09/22/00	02/07/01	1,110,096	00	1,193,735	40	83,639
1,076	INTERNATIONAL BUSINESS MACHINES CORP	07/31/00	02/07/01	122,509	06	120,807	68	1,701
400	INTERNATIONAL BUSINESS MACHINES CORP	10/30/00	02/07/01	45,542	40	36,824	00	8,718
7,000	INTERNATIONAL BUSINESS MACHINES CORP	11/03/00	02/07/01	796,992	00	716,641	10	80,350

CONFIDENTIAL

01/01/2001 TO 12/31/2001

FEDERAL SCHEDULE D CHRONOLOGICALLY

ADMINISTRATOR JULIUS J CIESIELKA  
 INV OFFICER STEVE LEHMAN  
 TAX OFFICER FRANCIS MEHAFFRY

ACCOUNT 0049-00-1/6 (cont)  
 THE PEM MEMORIAL TRUST  
 TAXPAYER ID 23-6234669

UNITS	SECURITY	ACQUIRED DATE	DISPOSED DATE	PROCEEDS	BASIS DISPOSED	GAIN/(LOSS)
1,445	IDEXX LABS INC	06/28/00	02/07/01	32,014 06	32,429 12	415 06-
4,700	IDEXX LABS INC	06/29/00	02/07/01	104,128 79	103,400 00	728 79-
9,100	IDEXX LABS INC	10/09/00	02/07/01	201,611 05	197,925 00	3,686 05
1,245	IDEXX LABS INC	12/12/00	02/07/01	27,583 05	25,632 31	1,950 74
2,562	IDEXX LABS INC	12/13/00	02/07/01	56,761 27	53,321 62	3,439 65
1,254	IDEXX LABS INC	12/14/00	02/07/01	27,782 45	28,623 68	841 23-
8,200	MICROSOFT CORP	08/09/00	02/09/01	486,858 77	610,436 70	123,577 93-
7,850	MICROSOFT CORP	07/31/00	02/09/01	466,078 21	555,387 50	89,309 29-
2,525	INTEL CORP	07/31/00	02/09/01	86,021 10	168,307 66	82,286 56-
28,900	INTEL CORP	08/09/00	02/09/01	984,558 37	1,845,181 19	860,622 82-
9,150	INTEL CORP	05/02/00	02/09/01	311,720 04	556,148 44	244,428 40-
3,970	BJ'S WHOLESALE CLUB INC	09/27/00	02/09/01	173,515 35	140,882 20	32,633 15
6,200	MICROSOFT CORP	07/18/00	02/08/01	388,250 27	489,800 00	101,549 73-
7,400	MICROSOFT CORP	05/12/00	02/08/01	463,395 49	508,287 50	44,892 01-
6,600	MICROSOFT CORP	05/01/00	02/08/01	413,298 68	485,925 00	72,626 32-
7,100	MICROSOFT CORP	07/31/00	02/08/01	444,609 18	502,325 00	57,715 82-
7,300	MICROSOFT CORP	08/09/00	02/08/01	457,133 39	543,437 55	86,304 16-
7,398	AT&T CORP	07/19/00	02/08/01	168,516 37	251,994 37	83,478 00-
10,050	AT&T CORP	07/31/00	02/08/01	228,925 32	313,944 92	85,019 60-
17,125	AT&T CORP	08/09/00	02/08/01	390,084 19	513,707 19	123,623 00-
3,425,000	TBA FNMA 30 YR DTD 2/1/2002 8% 2/1/2032	01/11/01	02/08/01	3,519,187 50	3,523,468 75	4,281 25-
53,275	ALLSTATE CORP	08/08/00	02/13/01	2,176,813 06	1,600,737 94	576,075 12
50,475	BURLINGTON RESOURCES HCA - THE HEALTHCARE COMPANY	05/26/00	02/13/01	2,305,827 96	2,221,263 40	84,564 56
10,600		09/07/00	02/13/01	439,332 01	359,923 00	79,409 01
15,325	INTERNATIONAL BUSINESS MACHINES CORP	09/22/00	02/13/01	1,770,484 17	1,876,307 18	105,823 01-
125	INTERNATIONAL BUSINESS MACHINES CORP	01/12/01	02/13/01	14,441 14	11,872 19	2,568 95
10,525	INTERNATIONAL BUSINESS MACHINES CORP	01/12/01	02/13/01	1,215,944 27	999,638 18	216,306 09
81,416	OLYMPUS REAL ESTATE FUND III LP	09/28/00	02/14/01	81,416 00	81,416 00	0 00
154,871	OLYMPUS REAL ESTATE FUND III LP	10/26/00	02/14/01	154,871 00	154,871 00	0 00
721,137	OLYMPUS REAL ESTATE FUND III LP	08/14/00	02/14/01	721,137 00	721,137 00	0 00

CONFIDENTIAL

FEDERAL SCHEDULE D CHRONOLOGICALLY

01/01/2001 TO 12/31/2001

ADMINISTRATOR JULIUS J CIESIELKA  
 INV OFFICER STEVE LEHMAN  
 TAX OFFICER FRANCIS MEHAFFEY

ACCOUNT 0049-00-1/6 (cont )  
 THE PEW MEMORIAL TRUST  
 TAXPAYER ID 23-6234669

UNITS	SECURITY	ACQUIRED DATE	DISPOSED DATE	PROCEEDS	BASIS DISPOSED	GAIN/(LOSS)
26,900	TARGET CORP	11/03/00	02/14/01	989,088 01	757,762 24	231,325 77
34,200	TARGET CORP	11/09/00	02/14/01	1,257,502 24	959,292 90	298,209 34
2,000	TARGET CORP	10/30/00	02/14/01	7,353 81	5,137 00	2,216 81
9,200	WAL MART STORES INC	07/18/00	02/14/01	493,333 51	554,852 00	61,518 49-
6,750	WAL MART STORES INC	07/31/00	02/14/01	361,956 65	386,842 50	24,885 85-
2,192	REGENCY CENTERS CORP	09/20/00	02/14/01	52,824 56	47,676 00	5,148 56
5,608	REGENCY CENTERS CORP	09/20/00	02/15/01	133,648 19	121,974 00	11,674 19
0 386	MCDATA CORPORATION-CL A	11/01/00	02/15/01	13 27	20 66	7 39-
0 479	MCDATA CORPORATION-CL A	08/09/00	02/15/01	16 47	25 96	9 49-
0 465	MCDATA CORPORATION-CL A	10/26/00	02/15/01	15 98	23 21	7 23-
4,000	JOHNSON CONTROLS	05/01/00	02/21/01	272,232 10	253,069 60	19,162 50
7,700	BORG WARNER AUTOMOTIVE	09/20/00	02/22/01	320,084 46	246,400 00	73,684 46
5,300	DURK-WEEKS REALTY CORP	08/09/00	02/22/01	118,796 04	132,733 73	13,937 69-
1,193 6926	UBS AG	05/01/00	02/22/01	186,496 31	170,447 35	16,048 96
1,081 6021	UBS AG	05/12/00	02/22/01	168,902 31	154,367 41	14,534 90
1,103 6026	UBS AG	07/18/00	02/22/01	172,421 11	157,583 40	14,837 71
1,148 2746	UBS AG	07/31/00	02/22/01	179,400 44	163,962 12	15,438 32
1,193 6926	UBS AG	08/09/00	02/22/01	186,496 31	170,447 35	16,048 96
157 6575	UBS AG	09/20/00	02/22/01	24,631 59	22,511 91	2,119 68
18,256	NISOURCE INC	11/15/00	02/22/01	44,543 10	37,607 36	6,935 74
132 5049	MCDATA CORPORATION-CL A	05/01/00	02/22/01	2,567 20	5,629 55	3,062 35-
603 6332	MCDATA CORPORATION-CL A	05/12/00	02/22/01	11,694 99	23,221 33	11,526 34-
360 7077	MCDATA CORPORATION-CL A	07/18/00	02/22/01	6,988 47	16,623 71	9,635 24-
371 7497	MCDATA CORPORATION-CL A	07/31/00	02/22/01	7,202 40	18,799 38	11,596 98-
231 4045	MCDATA CORPORATION-CL A	08/09/00	02/22/01	4,483 31	12,539 57	8,056 26-
40,715	BANCWEST CORPORATION	01/16/01	02/22/01	1,037,526 02	1,057,331 92	19,805 90-
9,712	BANCWEST CORPORATION	01/12/01	02/22/01	247,487 48	241,579 20	5,908 28
13,823	GPU INC	10/10/00	02/22/01	426,345 13	447,167 14	20,822 01-
47,134	GPU INC	10/10/00	02/22/01	1,453,761 95	1,524,761 33	70,999 38-
12,987	NATIONWIDE FINANCIAL SERV	12/28/00	02/22/01	530,877 84	611,098 09	80,220 25-
6,725	NATIONWIDE FINANCIAL SERV	12/27/00	02/22/01	274,902 09	311,626 41	36,724 32-
93,800	OCCIDENTAL PETROLEUM CORP.	09/18/00	02/22/01	2,214,637 77	2,280,587 54	65,949 77-
2,108	OCCIDENTAL PETROLEUM CORP.	01/12/01	02/22/01	49,770 32	48,733 80	1,036 52
2,806,056 92	S & P FUTURES - MORGAN CASH COLLATERAL	12/21/00	02/22/01	2,806,056 92	2,806,056 92	0 00

CONFIDENTIAL



01/01/2001 TO 12/31/2001

ADMINISTRATOR JULIUS J CIESIELKA  
 INV OFFICER STEVE LEHMAN  
 TAX OFFICER FRANCIS MEHAFFEY

ACCOUNT 0049-00-1/6 (cont)  
 The PEM MEMORIAL TRUST  
 TAXPAYER ID 23-6234669

UNITS SECURITY ACQUIRED DATE DISPOSED DATE PROCEEDS BASIS DISPOSED GAIN/LOSS  
 -----  
 Gain/loss period is short disposal method sale

5,360	MELTON FINANCIAL CORP	07/31/00	02/26/01	250,160	00	202,516	34	47,643	66
8,300	MELTON FINANCIAL CORP	07/19/00	02/26/01	387,374	62	307,618	75	79,755	87
6,721	ANADARKO PETROLEUM CORP	02/13/01	02/26/01	426,408	35	448,799	48	22,391	13-
17,010	BB&T CORP	01/16/01	02/26/01	605,340	19	613,552	40	8,212	21-
28,558	BB&T CORP	01/12/01	02/26/01	1,016,302	47	1,025,834	77	9,532	30-
19,635	DARDEN RESTAURANTS INC	11/28/00	02/26/01	407,459	77	512,720	90	105,261	13-
9,632	DARDEN RESTAURANTS INC	11/24/00	02/26/01	199,880	44	250,662	21	50,781	77-
4,500	EMERSON ELECTRIC CO	12/08/00	02/26/01	299,657	60	348,376	05	48,718	45-
4,242	EMERSON ELECTRIC CO	11/09/00	02/26/01	282,477	23	312,571	77	30,094	54-
7,480	GENZYME CORP	12/27/00	02/26/01	660,729	74	666,806	09	6,076	35-
17,812	LOCKHEED MARTIN CORP	09/26/00	02/26/01	664,194	43	544,163	72	120,030	71-
31,268	MCN ENERGY GROUP INC	12/27/00	02/26/01	727,247	51	851,571	47	124,323	96-
26,338	MELTON FINANCIAL CORP	05/05/00	02/26/01	203,746	02	827,679	55	376,066	47
11,984	MGIC INVESTMENT CORP	12/27/00	02/26/01	689,568	69	810,262	21	120,693	52-
27,813	NATIONAL CITY CORP	12/27/00	02/26/01	722,485	30	812,823	80	90,338	50-
20,057	NCR CORPORATION (NEW)	11/09/00	02/26/01	939,627	07	956,530	36	16,903	29-
11,271	QUAKER OATS CO	05/08/00	02/26/01	1,101,092	62	784,033	30	317,059	32
2,950	EL PASO CORPORATION	07/19/00	02/26/01	208,973	35	143,302	85	65,670	50
7,675	THE WILLIAMS COMPANIES INC	01/18/01	02/26/01	324,181	13	286,778	68	37,402	45
7,575	BB&T CORP	12/07/00	02/26/01	269,417	06	256,990	97	12,426	09
5,575	WASHINGTON MUTUAL INC	10/13/00	02/26/01	275,116	99	221,910	09	53,206	90
13,100	V F CORP	06/01/00	02/26/01	468,985	28	392,858	52	76,126	76
3,600	AMERICAN GENERAL CORP	05/05/00	02/26/01	270,314	25	196,416	00	73,898	25
400	AMERICAN GENERAL CORP	10/30/00	02/26/01	30,034	92	32,399	00	2,364	08-
14,582	ST PAUL COS INC	11/24/00	02/26/01	669,628	29	730,047	83	60,419	54-
13,607	SYSCO CORP	05/08/00	02/26/01	370,321	17	267,930	67	102,390	50
19,175	TARGET CORP	11/09/00	02/26/01	713,504	79	537,849	16	175,655	63
33,699	TRANSOCEAN SEDCO FOREX INC	02/13/01	02/26/01	1,644,355	25	1,679,578	38	35,223	13-
24,669	WASTE MANAGEMENT	01/16/01	02/26/01	563,909	58	652,369	23	88,459	65-
29,175	WASTE MANAGEMENT	12/27/00	02/26/01	666,912	41	763,290	94	96,378	53-
2,389	WASTE MANAGEMENT	01/12/01	02/26/01	54,610	24	62,479	04	7,868	80-
14,520	WEYERHAEUSER CO	01/12/01	02/26/01	760,218	59	708,208	65	52,009	94
21,995	STARWOOD HOTELS & RESORTS WORLDWIDE	06/26/00	02/26/01	713,199	27	703,422	09	9,777	18
23,147	AES CORP	11/29/00	02/26/01	1,277,714	40	1,215,217	50	62,496	90
20,982	AGILANT TECHNOLOGIES INC	01/12/01	02/26/01	803,610	60	1,215,399	14	411,788	54-
21,267	AMERICAN EXPRESS CO	12/22/00	02/26/01	961,268	40	1,137,546	31	176,277	91-
12,909	ANADARKO PETROLEUM CORP	02/13/01	02/26/01	819,205	14	862,007	51	42,802	37-
15,915	APPLIED MATERIALS INC	11/02/00	02/26/01	760,935	94	828,574	68	67,638	74-

CONFIDENTIAL

FEDERAL SCHEDULE D CHRONOLOGICALLY

01/01/2001 TO 12/31/2001

ACCOUNT 0049-00-1/6 (cont )  
 TAXPAYER ID 23-6234669  
 THE PEW MEMORIAL TRUST  
 ADMINISTRATOR JULIUS J CISELKA  
 INV OFFICER STEVE LEHMAN  
 TAX OFFICER FRANCIS MEHAFFEY

UNITS SECURITY DATE ACQUIRED DATE DISPOSED PROCEEDS BASIS DISPOSED GAIN/(LOSS)

UNITS	SECURITY	DATE ACQUIRED	DATE DISPOSED	PROCEEDS	BASIS DISPOSED	GAIN/(LOSS)
10,552	APPLIED MATERIALS INC	11/01/00	02/26/01	504,517 50	534,340 62	29,823 12-
3,588	BANQUEST CORPORATION	01/12/01	02/26/01	93,503 28	89,248 99	4,254 29
21,345	BANK OF NEW YORK	09/29/00	02/26/01	1,090,729 50	1,208,413 03	117,683 53-
20,613	BB&T CORP	01/12/01	02/26/01	744,747 69	740,441 63	4,306 06
18,876	BRISTOL MYERS SQUIBB CO	01/12/01	02/26/01	1,200,513 60	1,264,584 41	64,070 81-
10,322	CIGNA CORP	01/12/01	02/26/01	1,095,164 20	1,181,084 53	85,920 33-
19,780	CISCO SYSTEMS	11/01/00	02/26/01	1,036,766 25	2,057,887 02	1,021,120 77-
28,825	CITIGROUP INC	01/12/01	02/26/01	1,449,897 50	1,529,342 08	79,444 58-
19,811	COLGATE PALMOLIVE CO	11/20/00	02/26/01	1,152,009 65	1,196,616 10	44,606 45-
56,433	COMCAST CORP CLASS A SPECIAL	01/04/01	02/26/01	2,461,889 62	2,384,062 87	77,826 75
30,717	COMPUTER ASSOC INTERNATIONAL INC	10/26/00	02/26/01	1,033,012 71	955,694 95	77,317 76
6,359	COMPUTER ASSOC INTERNATIONAL INC	10/26/00	02/26/01	213,853 17	195,556 42	18,296 75
56,536	COSTCO WHOLESALE CORP	01/12/01	02/26/01	2,423,981 00	2,468,378 72	44,397 72-
22,645	CVS CORP	11/17/00	02/26/01	1,330,846 65	1,356,253 70	174,952 95
6,185	DARDEN RESTAURANTS INC	11/24/00	02/26/01	130,070 55	160,957 82	30,887 27-
27,794	DUKE ENERGY CORP	05/09/00	02/26/01	1,153,451 00	816,338 96	337,112 04
11,010	EMC CORP	11/01/00	02/26/01	495,450 00	968,499 31	473,049 31-
15,208	EMERSON ELECTRIC CO	11/09/00	02/26/01	1,025,475 44	1,120,601 48	95,126 04-
6,964	EMERSON ELECTRIC CO	07/20/00	02/26/01	469,582 52	451,232 38	18,350 14
13,467	FED NAT'L MTG ASSN	12/27/00	02/26/01	1,047,059 25	1,161,678 23	114,618 98-
21,762	GENERAL ELECTRIC CO	09/22/00	02/26/01	1,044,140 76	1,239,456 88	195,316 12-
4,908	GENZYME CORP	12/27/00	02/26/01	439,572 64	437,524 64	2,048 11
6,302	GPU INC	09/27/00	02/26/01	195,362 00	203,501 67	8,139 67-
30,075	HOUSEHOLD INTERNATIONAL INC	02/13/01	02/26/01	1,744,350 00	1,804,527 07	60,177 07-
39,494	INTEL CORP	11/01/00	02/26/01	1,165,073 00	1,791,191 13	626,118 13-
125	INTERNATIONAL BUSINESS MACHINES CORP	01/12/01	02/26/01	13,162 50	11,872 19	1,290 31
22,357	LOCKHEED MARTIN CORP	09/26/00	02/26/01	849,118 86	683,015 29	166,103 57
405	MCDATA CORPORATION-CL A	11/01/00	02/26/01	8,175 94	21,671 98	13,496 04-
1	MCDATA CORPORATION-CL A	11/01/00	02/26/01	20 19	53 51	33 32-
4,661	MCN ENERGY GROUP INC	12/27/00	02/26/01	109,533 50	126,940 47	17,406 97-
25,336	MELTON FINANCIAL CORP	05/05/00	02/26/01	1,192,312 16	796,191 39	396,120 77
35,191	MERRILL LYNCH & CO INC	12/27/00	02/26/01	2,234,628 50	2,298,461 46	63,832 96-
5,578	MGIC INVESTMENT CORP	12/27/00	02/26/01	324,583 82	377,139 74	52,555 92-
28,353	MORGAN ST DEAN WITTER & CO	02/02/01	02/26/01	1,962,027 60	2,473,393 80	511,366 20-
26,195	MOTOROLA INC	09/22/00	02/26/01	416,238 55	837,137 19	420,898 64-
31,640	NATIONAL CITY CORP	12/27/00	02/26/01	854,280 00	924,666 35	70,386 35-

CONFIDENTIAL

01/01/2001 TO 12/31/2001

FEDERAL SCHEDULE D CHRONOLOGICALLY

ACCOUNT 0049-00-1/6 (cont )  
 TAXPAYER ID 23-6234669  
 THE PEW MEMORIAL TRUST  
 ADMINISTRATOR JULIUS J CIESIELKA  
 INV OFFICER STEVE LEHMAN  
 TAX OFFICER FRANCIS MEHAFFEY

UNITS	SECURITY	ACQUIRED DATE	DISPOSED DATE	PROCEEDS	BASIS DISPOSED	GAIN/(LOSS)
102,023	ORACLE SYSTEMS CORPORATION	10/13/00	02/26/01	2,365,658	32	3,572,080
20,280	PHARMACIA CORPORATION	12/11/00	02/26/01	1,001,832	00	1,206,175
6,781	QUAKER OATS CO	05/08/00	02/26/01	663,859	90	471,699
23,400	SAFEMAY STORES INC	07/20/00	02/26/01	1,248,390	00	1,078,798
43,075	SBC COMMUNICATIONS INC	01/12/01	02/26/01	2,166,672	50	2,180,766
29,379	SBC COMMUNICATIONS INC	09/22/00	02/26/01	1,477,512	20	1,389,584
11,339	ST PAUL COS INC	11/24/00	02/26/01	526,696	55	567,687
10,063	STARWOOD HOTELS & RESORTS WORLDWIDE	06/26/00	02/26/01	323,022	30	321,824
48,840	SUN MICROSYSTEMS INC	07/31/00	02/26/01	1,013,430	00	2,506,896
34,726	SUN MICROSYSTEMS INC	05/08/00	02/26/01	945,588	98	683,777
33,534	THE WILLIAMS COMPANIES INC	01/18/01	02/26/01	1,406,415	96	1,253,007
16,052	TRANSOCEAN SEDCO FOREX INC	02/13/01	02/26/01	782,535	00	800,041
850	UNITED TECHNOLOGIES CORP	12/08/00	02/26/01	66,682	50	64,651
30,341	WASHINGTON MUTUAL INC	10/13/00	02/26/01	1,532,220	50	1,207,708
26,054	WASTE MANAGEMENT	01/12/01	02/26/01	610,184	68	681,385
4,601	WASTE MANAGEMENT	09/28/00	02/26/01	107,755	48	83,083
1,644	WASTE MANAGEMENT	09/27/00	02/26/01	38,502	48	29,229
55,900	WORLD COM INC-WORLDCOM GROUP	07/06/00	02/26/01	988,731	25	2,567,554
11,401	MEYERHAEUSER CO	01/12/01	02/26/01	608,243	35	556,080
700	QUALCOMM CORP	05/12/00	02/23/01	36,573	77	71,225
750	QUALCOMM CORP	01/31/01	02/23/01	39,186	18	64,453
3,400	MOTOROLA INC	05/01/00	02/23/01	55,214	13	138,885
6,340	MELTON FINANCIAL CORP	07/31/00	02/23/01	294,483	15	239,543
2,303	NATIONWIDE FINANCIAL SERV	12/27/00	02/23/01	94,236	76	106,717
3,482	NATIONWIDE FINANCIAL SERV	12/26/00	02/23/01	142,480	41	154,576
13,823	GPU INC	10/10/00	02/23/01	422,802	42	447,167
39,492	GPU INC	09/27/00	02/23/01	1,207,936	99	1,275,259

CONFIDENTIAL

FEDERAL SCHEDULE D CHRONOLOGICALLY  
01/01/2001 TO 12/31/2001

ADMINISTRATOR JULIUS J CIESIELKA  
INV OFFICER STEVE LEHMAN  
TAX OFFICER FRANCIS MEHAFFEY

ACCOUNT 0049-00-1/6 (cont)  
The PEM MEMORIAL TRUST  
TAXPAYER ID 23-6234669

UNITS	SECURITY	ACQUIRED DATE	DISPOSED DATE	PROCEEDS	BASIS DISPOSED	GAIN/(LOSS)
						-----
10,000	VODAFON GROUP PLC DTD 8/15/2000 7 625% 2/15/2005	03/15/00	02/23/01	10,448 10	10,089 70	358 40
45,000	VODAFON GROUP PLC DTD 8/15/2000 7 625% 2/15/2005	08/17/00	02/23/01	47,016 45	45,312 48	1,703 97
8,023	B&T CORP DARDEN RESTAURANTS INC MCN ENERGY GROUP INC NATIONAL CITY CORP NCR CORPORATION (NEW) QUAKER OATS CO STARWOOD HOTELS & RESORTS WORLDWIDE WASTE MANAGEMENT S & P FUTURES - MORGAN CASH COLLATERAL US TREASURY N/B DTD 7/31/1999 5 5% 7/31/2001	01/12/01 11/24/00 12/27/00 12/27/00 11/09/00 05/08/00 06/26/00 01/12/01 12/21/00 12/29/00 12/29/00	02/27/01 02/27/01 02/27/01 02/27/01 02/27/01 02/27/01 02/27/01 02/27/01 02/27/01 02/27/01 02/27/01	291,287 74 176,849 11 235,235 33 150,543 09 300,523 50 232,911 88 159,504 94 394,793 24 1,558,798 82 10,033,984 37 147,986 18	288,194 99 216,831 14 271,964 72 163,599 31 311,658 07 165,835 81 155,075 87 435,130 29 1,558,798 82 9,987,500 00 187,986 18	3,092 75 39,982 03 36,729 39 13,056 22 11,134 57 67,076 07 4,429 07 40,337 05 0 00 46,484 37
9,900	MOTOROLA INC	05/22/00	03/01/01	147,986 18	288,504 15	140,517 97
23,825	MOTOROLA INC	09/22/00	03/01/01	356,138 46	761,396 97	405,258 51
106,157	MOTOROLA INC	09/22/00	03/01/01	1,586,845 33	3,392,554 79	1,805,709 46
1,600	MOTOROLA INC	10/30/00	03/01/01	23,916 96	35,396 00	11,479 04
13,525	LEXMARK INTL GROUP INC	09/14/00	03/01/01	695,702 76	819,074 00	123,371 24
1,525	LEXMARK INTL GROUP INC	02/09/01	03/01/01	78,443 38	82,343 90	3,900 52
29,873	MCN ENERGY GROUP INC	11/08/00	03/01/01	713,113 37	772,240 95	59,127 58
10,600	PNC BANK CORP	10/03/00	03/01/01	737,627 24	718,786 00	18,841 24
5,747,000	US TREASURY NT DTD 8/15/2000 5 75% 8/15/2010	11/17/00	03/01/01	6,070,268 75	5,769,449 23	300,819 52
72,800	OCCIDENTAL PETROLEUM CORP	09/07/00	03/02/01	1,761,635 60	1,667,367 52	94,268 08
64,510	OCCIDENTAL PETROLEUM CORP	09/21/00	03/02/01	1,561,031 76	1,440,598 61	120,433 15
12,600	HARMAN INTERNATIONAL INDS INC	09/20/00	03/02/01	379,901 24	497,700 00	117,798 76
5,400	HARMAN INTERNATIONAL INDS INC	12/06/00	03/02/01	162,814 82	189,042 12	26,227 30

CONFIDENTIAL

01/01/2001 TO 12/31/2001

ACCOUNT 0049-00-1/6 (cont )  
 The BEW MEMORIAL TRUST  
 TAXPAYER ID 23-6234669  
 ADMINISTRATOR JULIUS J CIESIELKA  
 INV OFFICER STEVE LEHMAN  
 TAX OFFICER FRANCIS MEHAFFREY

UNITS SECURITY DATE ACQUIRED DATE DISPOSED PROCEEDS BASIS DISPOSED GAIN/(LOSS)

12,920	AVNET INC	09/21/00	03/02/01	325,354	77	410,832	10	85,477	33-
10,431	DYCOM INDUSTRIES INC	01/19/01	03/02/01	154,829	44	305,638	73	150,809	29-
6,380	DYCOM INDUSTRIES INC	01/22/01	03/02/01	94,699	63	186,587	56	91,887	93-
18,890	ENERGY EAST CORP	09/21/00	03/02/01	351,457	45	435,839	53	84,382	08-
3,975	3M CO	05/22/00	03/02/01	444,036	80	335,674	05	108,362	75-
3,575	3M CO	07/19/00	03/02/01	399,353	85	314,600	00	84,753	85-
2,475	3M CO	05/02/00	03/02/01	276,475	74	215,399	75	61,075	99-
3,450	3M CO	07/31/00	03/02/01	385,390	43	312,479	95	72,910	48-
450	3M CO	08/09/00	03/02/01	50,268	32	41,412	51	8,855	81-
1,300	3M CO	05/05/00	03/02/01	145,219	58	111,999	42	33,220	16-
300	3M CO	10/30/00	03/02/01	33,512	21	28,424	25	5,087	96-
3,425,000	TBA FNMA 30 YR DTD 3/1/2002 8 3/1/2032	02/08/01	02/28/01	3,523,201	17	3,517,046	88	6,154	29-
246	MCDATA CORPORATION-CL A	05/22/00	03/06/01	4,407	93	8,106	29	3,698	36-
178	MCDATA CORPORATION-CL A	07/18/00	03/06/01	3,190	81	8,227	04	5,036	23-
49	MCDATA CORPORATION-CL A	10/26/00	03/06/01	879	85	2,456	49	1,576	64-
11,494	MCN ENERGY GROUP INC	11/08/00	03/06/01	284,388	75	297,129	10	12,740	35-
21,658	MCN ENERGY GROUP INC	11/08/00	03/07/01	536,574	11	559,876	63	23,302	52-
200	AMERISOURCE HEALTH CORP	12/07/00	03/07/01	11,091	62	8,317	06	2,774	56-
13,200	OCEAN ENERGY INC	09/20/00	03/07/01	269,987	72	211,200	00	58,787	72-
300	WELLS FARGO CO	09/20/00	03/08/01	15,187	68	13,461	75	1,725	93-
6,500	WELLS FARGO CO	08/09/00	03/08/01	329,066	46	282,980	10	46,086	36-
30,700	BANK OF NEW YORK	09/29/00	03/08/01	1,536,167	48	1,738,031	38	201,863	90-
400	BANK OF NEW YORK	10/30/00	03/08/01	20,015	21	22,474	00	2,458	79-
3,800	SCHLUMBERGER LTD	09/20/00	03/08/01	256,643	42	317,290	50	60,647	08-
3,750	SCHLUMBERGER LTD	08/09/00	03/08/01	253,266	53	305,230	50	51,963	97-
11,880	OCEAN ENERGY INC	09/20/00	03/08/01	256,480	60	190,080	00	66,400	60-
11,375	NCR CORPORATION (NEW)	11/09/00	03/09/01	529,967	42	534,924	17	4,956	75-
8,550	ANHEUSER BUSCH COS INC	08/09/00	03/09/01	383,403	37	358,757	57	24,645	80-
4,675	ANHEUSER BUSCH COS INC	07/19/00	03/09/01	209,638	69	190,652	34	18,986	35-
34,825	COMPUTER ASSOC INTERNATIONAL INC	02/09/01	03/09/01	911,834	27	1,216,040	24	304,205	97-
1,634	MCN ENERGY GROUP INC	12/27/00	03/09/01	40,587	20	44,501	34	3,914	14-
3,790	MCN ENERGY GROUP INC	11/10/00	03/09/01	94,140	43	100,956	12	6,815	69-
373	MCDATA CORPORATION-CL A	11/01/00	03/09/01	5,245	12	19,959	63	14,714	51-

CONFIDENTIAL

01/01/2001 TO 12/31/2001

ACCOUNT 0049-00-1/6 (cont )  
 TAXPAYER ID 23-6234669  
 THE BEW MEMORIAL TRUST  
 ADMINISTRATOR JUPIUS J CRESIELKA  
 INV OFFICER STEVE LEHMAN  
 TAX OFFICER FRANCIS MEHARREY

UNITS SECURITY DATE ACQUIRED DATE DISPOSED PROCEEDS BASIS DISPOSED GAIN/(LOSS)

68,148	MOTOROLA INC	03/09/01	09/22/00	1,057,798	2,177,866	96	1,120,068
19,704	BANK OF NEW YORK	03/09/01	09/22/00	959,420	1,115,510	43	156,089
1,346	BB&T CORP	03/09/01	01/12/01	47,835	48,349	80	514
1,279	BB&T CORP	03/09/01	12/08/00	45,454	44,203	77	1,250
4,000	WASTE MANAGEMENT	03/09/01	09/27/00	107,396	71,118	80	36,277
6,700	AMERICAN EXPRESS CO	03/09/01	12/22/00	287,956	358,374	96	70,418
6,384	NCR CORPORATION (NEW)	03/09/01	11/09/00	294,455	304,456	79	10,001
3,341	NCR CORPORATION (NEW)	03/09/01	11/09/00	154,100	159,334	29	5,234
36,960	MCN ENERGY GROUP INC	03/12/01	11/10/00	917,386	984,522	00	67,135
1,000	AMLI RESIDENTIAL PROPERTIES	03/12/01	07/10/00	22,235	24,310	00	2,074
16,494	MACK-CALI REALTY CORP	03/12/01	10/05/00	455,544	449,550	57	5,993
11,492	MACK-CALI REALTY CORP	03/12/01	10/04/00	317,394	308,483	20	8,911
2,514	MACK-CALI REALTY CORP	03/13/01	10/04/00	68,292	67,484	05	808
17,300	GENERAL ELECTRIC CO	03/13/01	07/31/00	725,357	912,531	75	187,173
14,675	GENERAL ELECTRIC CO	03/13/01	07/18/00	615,296	773,045	25	157,748
23,500	GENERAL ELECTRIC CO	03/13/01	09/22/00	985,312	1,338,444	85	353,132
400	GENERAL ELECTRIC CO	03/13/01	10/30/00	16,771	21,499	00	4,727
8,900	GENERAL ELECTRIC CO	03/13/01	12/08/00	373,160	492,530	45	119,369
12,480	HENRY JACK & ASSOCIATES INC	03/13/01	01/24/01	309,209	268,644	48	40,564
6,471	ISTAR FINANCIAL INC	03/14/01	04/07/00	157,498	118,079	57	39,419
2,100	CITIGROUP INC	03/14/01	10/30/00	97,511	108,013	50	10,502
600	WASHINGTON MUTUAL INC	03/14/01	10/30/00	29,594	27,336	00	2,258
10,000	WASHINGTON MUTUAL INC	03/14/01	10/12/00	493,233	380,944	00	112,289
12,075	AMERICAN EXPRESS CO	03/14/01	12/22/00	485,881	645,877	26	159,995
3,250	QUAKER OATS CO	03/16/01	05/03/00	311,079	226,882	50	84,197
4,675	QUAKER OATS CO	03/16/01	07/19/00	447,476	353,546	87	93,929
5,375	QUAKER OATS CO	03/16/01	10/26/00	514,477	418,562	53	95,915
800	QUAKER OATS CO	03/16/01	05/22/00	76,573	55,584	08	20,989
682	ISTAR FINANCIAL INC	03/15/01	04/07/00	16,501	12,444	79	4,057
12,547	ISTAR FINANCIAL INC	03/15/01	04/10/00	303,589	227,383	00	76,206
34,200	AMERICAN EXPRESS CO	03/15/01	12/20/00	359,062	767,627	00	408,564
5,000	MGIC INVESTMENT CORP	03/15/01	11/02/00	298,493	337,437	50	38,944
4,200	CVS CORP	03/15/01	11/17/00	243,549	217,339	50	26,210
298,195	WESTBROOK REAL ESTATE FUND III LP	03/15/01	12/05/00	458,069	298,195	22	159,874

CONFIDENTIAL

FEDERAL SCHEDULE D CHRONOLOGICALLY

01/01/2001 TO 12/31/2001

ADMINISTRATOR JULIUS J CIESIELKA  
 INV OFFICER STEVE LEHMAN  
 TAX OFFICER FRANCIS MEHAFFEY

ACCOUNT 0049-00-1/6 (cont )  
 The PEM MEMORIAL TRUST  
 TAXPAYER ID 23-6234669

UNITS SECURITY ACQUIRED DATE DISPOSED DATE PROCEEDS BASIS DISPOSED GAIN/(LOSS)

UNITS	SECURITY	ACQUIRED DATE	DISPOSED DATE	PROCEEDS	BASIS DISPOSED	GAIN/(LOSS)
7,000	SIMON PROPERTY GROUP INC	07/10/00	03/19/01	172,859 22	174,982 50	2,123 28-
12,932	AMERICAN EXPRESS CO	12/22/00	03/19/01	496,199 76	691,717 16	195,517 40-
7,988	GENERAL ELECTRIC CO	09/22/00	03/19/01	322,400 08	454,957 34	132,557 26-
12,100	GENERAL ELECTRIC CO	12/08/00	03/19/01	488,362 67	669,620 05	181,257 38-
4,250	MGIC INVESTMENT CORP	12/27/00	03/19/01	262,641 21	287,351 00	24,709 79-
5,941	WASHINGTON MUTUAL INC	10/13/00	03/19/01	305,615 62	236,478 53	69,137 09-
884	WASHINGTON MUTUAL INC	10/12/00	03/19/01	45,474 53	33,675 45	11,799 08
2,550	CVS CORP	11/17/00	03/19/01	138,848 20	130,203 00	8,645 20
950	ST PAUL COS INC	11/24/00	03/19/01	39,936 63	47,561 75	7,625 12-
8,225	OCCIDENTAL PETROLEUM CORP	09/22/00	03/19/01	204,310 39	184,348 57	19,961 82
3,400	GPU INC	09/27/00	03/19/01	109,834 33	109,791 44	42 89
2,050	SYSCO CORP	05/08/00	03/19/01	53,266 43	40,365 83	12,900 60
3,975	WASTE MANAGEMENT	09/27/00	03/19/01	104,958 73	70,674 31	34,284 42
278,500	S & P 500 DEPOSITORY RECEIPT	03/19/01	03/19/01	32,608,477 45	32,545,510 00	62,967 45
12,121	GPU INC	09/27/00	03/21/01	384,965 82	391,406 48	6,440 66-
1,054	GPU INC	09/27/00	03/22/01	33,484 46	34,035 35	550 89-
4,537	GPU INC	10/11/00	03/22/01	144,135 66	146,202 10	2,066 44-
3,538	GPU INC	10/11/00	03/22/01	112,221 59	114,009 93	1,788 34-
4,325	JOHNSON & JOHNSON	05/02/00	03/22/01	372,110 29	364,370 33	7,740 24
4,075	JOHNSON & JOHNSON	05/22/00	03/22/01	350,601 29	352,732 00	2,130 71-
3,325	JOHNSON & JOHNSON	07/31/00	03/22/01	286,073 45	310,255 75	24,182 30-
2,950	JOHNSON & JOHNSON	08/09/00	03/22/01	253,809 53	282,975 51	29,165 98-
29,800	COLGATE PALMOLIVE CO	11/17/00	03/22/01	1,494,828 33	1,756,829 20	262,000 87-
4,000	APPLIED MATERIALS INC	05/01/00	03/22/01	188,493 71	407,000 00	218,506 29-
7,000	APPLIED MATERIALS INC	07/18/00	03/22/01	329,863 99	623,875 00	294,011 01-
11,900	DUKE-WEEKS REALTY CORP	07/31/00	03/22/01	261,087 97	289,289 00	28,201 03-
1,200	DUKE-WEEKS REALTY CORP	08/09/00	03/22/01	26,328 20	30,052 92	3,724 72-
10,650	DUKE-WEEKS REALTY CORP	07/18/00	03/22/01	233,662 77	250,914 00	17,251 23-
6,300	EXXON MOBIL CORPORATION	08/09/00	03/22/01	503,038 19	516,939 57	13,901 38-
1,400	EXXON MOBIL CORPORATION	07/31/00	03/22/01	111,786 26	112,089 60	303 34-
18,288	COLGATE PALMOLIVE CO	11/20/00	03/23/01	940,703 32	1,104,624 46	163,921 14-
14,307 458	NISOURCE INC	05/05/00	03/26/01	420,128 74	302,844 50	117,284 24
2,872 7021	NISOURCE INC	07/31/00	03/26/01	84,354 94	64,481 27	19,873 67
2,069 8399	NISOURCE INC	05/01/00	03/26/01	60,779 44	43,249 91	17,529 53
3,200	TXU CORPORATION	09/20/00	03/26/01	124,453 76	112,792 00	11,661 76

CONFIDENTIAL

01/01/2001 TO 12/31/2001

ACCOUNT 0049-00-1/6 (cont )  
 THE PEM MEMORIAL TRUST  
 TAXPAYER ID 23-6234669  
 ADMINISTRATOR JULIUS J CIBIELKA  
 INV OFFICER STEVE LEHMAN  
 TAX OFFICER FRANCIS MEHAFFEY

UNITS	SECURITY	DATE ACQUIRED	DATE DISPOSED	PROCEEDS	BASIS DISPOSED	GAIN/(LOSS)
8,417	GLIMCHER REALTY TRUST	04/12/00	03/27/01	128,355 79	117,816 96	10,538 83
69,100	GPU INC	09/27/00	03/27/01	2,205,971 41	2,231,349 55	25,378 14-
16,760	MDU RESOURCES GROUP INC	09/20/00	03/27/01	573,843 22	444,140 00	129,703 22
18,171	BANCWEST CORPORATION	01/12/01	03/27/01	449,897 09	451,990 91	2,093 82-
35,125	B&T CORP	12/08/00	03/27/01	1,197,775 18	1,213,962 15	16,186 97-
16,673	NATIONAL CITY CORP	12/27/00	03/27/01	438,755 34	487,261 75	48,506 41-
25,402	NATIONAL CITY CORP	02/13/01	03/27/01	668,461 77	696,014 80	27,553 03-
10,200	FED NAT'L MTG ASSN	12/27/00	03/27/01	766,402 42	879,863 22	113,460 80-
20,950	MELTON FINANCIAL CORP	05/05/00	03/27/01	832,389 02	858,360 04	174,028 98
14,550	MERRILL LYNCH & CO INC	12/27/00	03/27/01	861,127 55	950,317 25	89,189 70-
10,425	MAGIC INVESTMENT CORP	12/27/00	03/27/01	667,584 28	704,855 10	37,270 82-
1,372	OCCIDENTAL PETROLEUM CORP	09/22/00	03/27/01	32,641 40	30,750 91	1,890 49
51,828	OCCIDENTAL PETROLEUM CORP	11/24/00	03/27/01	1,233,045 37	1,136,645 05	96,400 32
22,400	TRANSOCEAN SEDCO FOREX INC	02/13/01	03/27/01	1,005,733 13	1,116,429 44	110,696 31-
9,100	THE GAP INC	03/26/01	03/27/01	217,640 15	219,259 95	1,619 80-
4,885	GLIMCHER REALTY TRUST	04/10/00	03/28/01	71,604 37	66,545 91	5,058 46
4,509	GLIMCHER REALTY TRUST	04/11/00	03/28/01	66,092 96	61,940 58	4,152 38
4,883	GLIMCHER REALTY TRUST	04/12/00	03/28/01	71,575 06	68,349 79	3,225 27
3,006	GLIMCHER REALTY TRUST	04/13/00	03/28/01	44,061 97	42,076 48	1,985 49
19,807	BANCWEST CORPORATION	01/12/01	03/28/01	484,756 14	492,685 26	7,929 12-
19,600	ADVANCED MICRO DEVICES INC	03/22/01	03/28/01	547,605 68	516,855 92	30,749 76
6,000	JUNIPER NETWORKS INC	03/26/01	03/28/01	286,071 66	323,040 00	36,968 34-
5,000	THE GAP INC	03/26/01	03/28/01	115,858 62	120,472 50	4,613 88-
7,500	COSTCO WHOLESALE CORP	03/26/01	03/29/01	285,282 90	278,437 50	6,845 49
2,170	BANCWEST CORPORATION	01/12/01	03/29/01	52,839 99	53,977 23	1,137 33-
9,712	BANCWEST CORPORATION	01/12/01	03/29/01	236,488 99	241,579 20	5,090 21-
9,353	GENZYME CORP	10/17/00	03/29/01	870,972 78	856,444 98	214,527 80
11,042	GENZYME CORP	10/17/00	03/29/01	1,028,256 34	774,988 29	253,268 05
7,300	EMC CORP	03/26/01	03/29/01	239,711 58	267,649 39	27,937 81-
600	EMC CORP	03/26/01	03/29/01	17,352 08	21,998 58	4,646 50-
2,000	EMC CORP	03/26/01	03/29/01	61,868 53	73,328 60	11,460 07-
22,344	OLYMPUS REAL ESTATE FUND III LP	11/21/00	03/30/01	22,344 00	22,344 00	0 00

CONFIDENTIAL



01/01/2001 TO 12/31/2001

ADMINISTRATOR JULIUS J CIESIELKA  
 INV OFFICER STEVE LEHMAN  
 TAX OFFICER FRANCIS MEHAFFEY

ACCOUNT 0049-00-1/6 (cont )  
 The PEM MEMORIAL TRUST  
 TAXPAYER ID 23-6234669

UNITS	SECURITY	DATE ACQUIRED	DATE DISPOSED	PROCEEDS	BASIS DISPOSED	GAIN/(LOSS)
12,500	DUKE-WEEKS REALTY CORP	07/18/00	04/04/01	19,499	20,026	38-
11,000	DUKE-WEEKS REALTY CORP	05/12/00	04/04/01	286,759	271,103	40-
1,100	EXXON MOBIL CORPORATION	07/12/00	04/04/01	86,831	87,997	14-
9,200	EXXON MOBIL CORPORATION	07/31/00	04/04/01	726,223	736,588	04-
300	EXXON MOBIL CORPORATION	05/05/00	04/04/01	23,681	23,974	68-
1,400	CHEVRONTXACO CORPORATION	07/12/00	04/04/01	121,711	121,007	74
6,500	CHEVRONTXACO CORPORATION	05/12/00	04/04/01	565,091	604,890	50-
7,800	CHEVRONTXACO CORPORATION	05/01/00	04/04/01	678,109	689,491	92
1,000	CHEVRONTXACO CORPORATION	09/20/00	04/04/01	86,937	90,185	00
2,300	CHEVRONTXACO CORPORATION	08/09/00	04/04/01	199,955	190,778	10
1,973	EQUITABLE RESOURCES INC	09/20/00	04/04/01	141,054	120,229	69
9,810	MDU RESOURCES GROUP INC	09/20/00	04/04/01	358,814	259,965	00
7,100	APPLIED MATERIALS INC	03/26/01	04/04/01	247,613	330,393	75-
6,700	MICRON TECHNOLOGY INC	03/26/01	04/04/01	242,804	331,996	00
8,300	JUNIPER NETWORKS INC	03/26/01	04/04/01	242,039	446,872	00
4,900	ADDELPHIA COMMUNICATIONS-CL A	03/26/01	04/04/01	170,822	178,099	32
1,017	EQUITABLE RESOURCES INC	09/20/00	04/05/01	73,466	61,973	44
10,100	WELLS FARGO CO	05/12/00	04/05/01	474,078	433,562	70
4,400	WELLS FARGO CO	08/09/00	04/05/01	206,529	191,555	76
8,600	WELLS FARGO CO	07/18/00	04/05/01	403,670	362,627	60
80,068	WESTBROOK REAL EST FD II LP MANAGEMENT	10/05/00	04/05/01	82,838	80,068	00
10,700	DEAN FOODS CO	09/20/00	04/05/01	496,073	539,012	50
6,558	GENZYME CORP	10/17/00	04/06/01	609,217	460,276	51
4,800	ANDREW CORP	06/30/00	04/09/01	66,858	155,734	56
930	ANDREW CORP	09/20/00	04/09/01	12,953	28,248	75
3,277	AES CORP	11/29/00	04/09/01	148,606	172,042	50
9,587	ADVANCED MICRO DEVICES INC	03/27/01	04/09/01	188,569	288,785	37
18,568	AGILIENT TECHNOLOGIES INC	01/12/01	04/09/01	511,902	1,075,566	25
5,583	ANADARKO PETROLEUM CORP	02/13/01	04/09/01	352,945	372,808	73
526	38-					
40	40-					
43	43					
244	04-					
850	850					
12,500	12,500					
11,000	11,000					
1,100	1,100					
9,200	9,200					
300	300					
1,400	1,400					
6,500	6,500					
7,800	7,800					
1,000	1,000					
2,300	2,300					
1,973	1,973					
9,810	9,810					
7,100	7,100					
6,700	6,700					
8,300	8,300					
4,900	4,900					
1,017	1,017					
10,100	10,100					
8,600	8,600					
80,068	80,068					
10,700	10,700					
6,558	6,558					
4,800	4,800					
930	930					
3,277	3,277					
9,587	9,587					
18,568	18,568					
5,583	5,583					

CONFIDENTIAL

Gain/loss period is short disposal method sale

FEDERAL SCHEDULE D CHRONOLOGICALLY

01/01/2001 TO 12/31/2001

ADMINISTRATOR JULIUS J CIESIELKA  
 INV OFFICER STEVE LEHMAN  
 TAX OFFICER FRANCIS MEHAFFEY

ACCOUNT 0049-00-1/6 (cont )  
 The PEW MEMORIAL TRUST  
 TAXPAYER ID 23-6234669

UNITS	SECURITY	DATE ACQUIRED	DATE DISPOSED	PROCEEDS	BASIS DISPOSED	GAIN/(LOSS)
9,770	B&T CORP	12/08/00	04/09/01	340,668	93	337,662
2,791	BEAR STEARNS COS INC	03/19/01	04/09/01	123,692	99	132,426
2,609	CIGNA CORP	01/12/01	04/09/01	270,987	79	298,532
1	CVS CORP	11/17/00	04/09/01	54	21	51
3,640	CVS CORP	11/17/00	04/09/01	197,317	83	185,858
12,925	COMCAST CORP CLASS A SPECIAL	01/04/01	04/09/01	518,533	70	546,028
9,101	COMPUTER ASSOC INTERNATIONAL INC	10/26/00	04/09/01	259,005	81	279,880
1	COSTCO WHOLESALE CORP	01/12/01	04/09/01	34	66	43
26,094	COSTCO WHOLESALE CORP	01/12/01	04/09/01	906,997	17	1,139,271
5,433	DARDEN RESTAURANTS INC	11/27/00	04/09/01	136,961	36	141,387
13,075	DARDEN RESTAURANTS INC	11/24/00	04/09/01	329,609	75	340,262
6,400	THE GAP INC	03/26/01	04/09/01	152,656	65	154,204
20,300	THE GAP INC	03/26/01	04/09/01	484,207	83	489,118
200	THE GAP INC	03/26/01	04/09/01	4,908	83	4,818
1	GENZYME CORP	12/27/00	04/09/01	94	97	89
4,367	GENZYME CORP	12/27/00	04/09/01	414,720	13	389,297
1	GPU INC	09/27/00	04/09/01	31	22	32
14,450	GPU INC	09/27/00	04/09/01	451,113	62	466,613
24,400	GPU INC	02/13/01	04/09/01	761,742	58	784,633
11,065	GPU INC	01/25/01	04/09/01	345,437	77	347,973
2,390	GPU INC	01/25/01	04/09/01	74,613	31	75,160
20,450	LOCKHEED MARTIN CORP	03/09/01	04/09/01	731,472	09	792,642
2,305	LOCKHEED MARTIN CORP	09/26/00	04/09/01	82,447	10	70,418
1	MGIC INVESTMENT CORP	12/27/00	04/09/01	67	62	67
1,537	MGIC INVESTMENT CORP	12/27/00	04/09/01	103,928	47	103,919
9,263	MGIC INVESTMENT CORP	03/09/01	04/09/01	626,343	17	574,279
1	MELTON FINANCIAL CORP	05/05/00	04/09/01	38	46	31
6,613	MELTON FINANCIAL CORP	05/05/00	04/09/01	254,327	47	207,815
1	NCR CORPORATION (NEW)	11/09/00	04/09/01	37	83	47
6,384	NCR CORPORATION (NEW)	11/09/00	04/09/01	241,498	65	304,456
1	NATIONAL CITY CORP	12/27/00	04/09/01	26	90	29
17,293	OCCIDENTAL PETROLEUM CORP	11/24/00	04/09/01	450,121	75	379,254
3,033	THE PMI GROUP INC	03/19/01	04/09/01	191,436	56	171,896
7,585	QUAKER OATS CO	05/08/00	04/09/01	701,209	86	527,627
8,919	WEYERHAEUSER CO	01/12/01	04/09/01	440,583	89	435,021
3,823	SAFEWAY STORES INC	07/20/00	04/09/01	206,702	70	176,249
3,005						
8,733						
54						
3						
27,544						
3						
15						
11,459						
27,494						
56						
20,874						
8						
90						
8						
90						
1						
15,499						
68						
68						
22,890						
67						
46						
2,535						
65						
547						
91						
61,169						
43						
12,028						
0						
83						
52,064						
03						
7						
96						
46,511						
9						
86						
14						
62,958						
77						
12,144						
2						
32						
5,774						
35						
70,867						
23						
19,539						
77						
173,582						
09						
33						
5,562						
33						
30,452						
84						

CONFIDENTIAL

01/01/2001 TO 12/31/2001

ADMINISTRATOR JULIUS J CIRSIELKA  
 INV OFFICER STEVE LEHMAN  
 TAX OFFICER FRANCIS MEHAFFEY

ACCOUNT 0049-00-1/6 (cont )  
 The BEW MEMORIAL TRUST  
 TAXPAYER ID 23-6234669

UNITS	SECURITY	DATE	ACQUIRED	DISPOSED	PROCEEDS	BASIS	DISPOSED	GAIN/(LOSS)
8,737	THE WILLIAMS COMPANIES INC	01/18/01	04/09/01	357,942	93	326,460	62	31,482
6,480	WORLDCOM INC-WORLDCOM GROUP	07/06/00	04/09/01	122,986	29	297,634	17	174,647
20,886	WORLDCOM INC-WORLDCOM GROUP	07/05/00	04/09/01	396,403	02	948,136	68	551,733
7,342	TRANSOCEAN SEDCO FOREX INC	02/13/01	04/09/01	344,475	13	365,929	69	21,454
8,434	ST PAUL COS INC	11/24/00	04/09/01	349,999	30	422,248	21	72,248
28,175	STARWOOD HOTELS & RESORTS WORLDWIDE	03/09/01	04/09/01	901,288	15	982,180	50	80,892
283	STARWOOD HOTELS & RESORTS WORLDWIDE	06/26/00	04/09/01	9,052	87	9,050	62	2
35,921	WASTE MANAGEMENT SYSO CORP	09/27/00	04/09/01	907,693	36	638,664	60	269,028
11,893	ADVANCED MICRO DEVICES INC	05/08/00	04/09/01	320,743	48	234,180	90	86,562
4,363	AES CORP	03/27/01	04/09/01	85,951	10	131,424	90	45,473
7,406	AGILENT TECHNOLOGIES INC	11/29/00	04/09/01	336,084	28	388,815	00	52,730
800	AGILENT TECHNOLOGIES INC	01/12/01	04/09/01	22,080	00	46,340	64	24,260
5,554	AMADARCO PETROLEUM CORP	03/27/01	04/09/01	153,290	40	200,494	96	47,204
3,477	APPLIED MATERIALS INC	02/13/01	04/09/01	219,920	25	232,179	11	12,258
1	APPLIED MATERIALS INC	11/01/00	04/09/01	38	82	50	64	11
12,215	B&T CORP	11/01/00	04/09/01	474,186	30	618,552	94	144,366
5,602	BEAR STEARNS COS INC	12/08/00	04/09/01	195,509	80	193,611	84	1,897
1,547	BRISTOL MYERS SQUIBB CO	03/19/01	04/09/01	68,609	45	73,401	59	4,792
17,262	CIGNA CORP	01/12/01	04/09/01	1,009,827	00	1,56,455	60	146,628
2,155	CISCO SYSTEMS	01/12/01	04/09/01	223,904	50	246,583	72	22,679
36,720	CISCO SYSTEMS	11/01/00	04/09/01	532,072	80	1,899,588	02	1,367,515
377	COMCAST CORP CLASS A SPECIAL	03/19/01	04/09/01	5,462	73	7,657	82	2,195
1,822	COMCAST CORP CLASS A SPECIAL	01/04/01	04/09/01	73,153	30	76,972	03	3,818
11,299	COMCAST CORP CLASS A SPECIAL	01/05/01	04/09/01	453,654	85	468,202	31	14,547
8,011	COMPUTER ASSOC INTERNATIONAL INC	10/26/00	04/09/01	228,233	39	246,359	88	18,126
5,536	DARDEN RESTAURANTS INC	11/17/00	04/09/01	300,272	64	282,668	16	17,604
1,700	DELTA COMPUTER	11/24/00	04/09/01	42,908	00	44,240	63	1,332
11,450	DUKE ENERGY CORP	03/27/01	04/09/01	284,990	50	314,875	00	29,884
12,828	EMC CORP	05/09/00	04/09/01	525,178	32	376,771	83	148,406
1	EMC CORP	11/01/00	04/09/01	30	79	87	97	57
9,944	FED NAT'L MTG ASSN	11/01/00	04/09/01	306,175	76	874,728	16	568,552
1		12/27/00	04/09/01	79	63	86	26	6

CONFIDENTIAL

ACCOUNT 0049-00-1/6 (cont)  
 THE PEM MEMORIAL TRUST  
 TAXPAYER ID 23-6234669  
 ADMINISTRATOR JULIUS J CIESIELKA  
 INV OFFICER STEVE LEHMAN  
 TAX OFFICER FRANCIS MEHAFFEY

UNITS	SECURITY	DATE ACQUIRED	DATE DISPOSED	PROCEEDS	BASIS DISPOSED	GAIN/(LOSS)
2,232	FED NAT'L MTG ASSN	12/27/00	04/09/01	177,734	192,534	14,800
8,547	FED NAT'L MTG ASSN	03/09/01	04/09/01	680,597	685,148	4,550
1,350	GENZYME CORP	12/27/00	04/09/01	128,250	120,346	7,903
1,644	GPU INC	01/25/01	04/09/01	51,375	51,700	325
31,715	INTEL CORP	11/01/00	04/09/01	735,788	438,386	702,598
6,775	INTERNATIONAL BUSINESS MACHINES CORP	03/27/01	04/09/01	650,400	669,558	19,158
6,675	JDS UNIPHASE CORP	03/27/01	04/09/01	101,927	156,862	54,935
6,010	LOCKHEED MARTIN CORP	09/26/00	04/09/01	215,158	183,607	31,550
6,761	MELTON FINANCIAL CORP	05/05/00	04/09/01	260,230	212,466	47,764
8,967	MERRILL LYNCH & CO INC	12/27/00	04/09/01	493,185	585,669	92,484
1,518	MAGIC INVESTMENT CORP	03/09/01	04/09/01	102,692	94,111	8,581
26,238	MICROSOFT CORP	03/27/01	04/09/01	1,499,501	1,516,126	16,624
13,086	MORGAN ST DEAN WITTER & CO	02/02/01	04/09/01	658,094	1,141,566	483,471
6,445	NATIONAL CITY CORP	02/13/01	04/09/01	173,563	176,593	3,029
2,087	NATIONAL CITY CORP	03/09/01	04/09/01	56,202	56,474	271
1,356	NCR CORPORATION (NEW)	01/12/01	04/09/01	51,338	59,575	8,237
14,928	NORTEL NETWORKS CORP	11/01/00	04/09/01	193,616	656,379	462,763
26,636	NORTEL NETWORKS CORP	03/09/01	04/09/01	345,468	473,020	127,551
5,130	OCCIDENTAL PETROLEUM CORP	11/24/00	04/09/01	133,687	112,506	21,181
47,088	ORACLE SYSTEMS	10/13/00	04/09/01	661,586	1,648,668	987,082
11,588	PHILIP MORRIS COS INC	03/23/01	04/09/01	544,636	507,240	37,935
605	THE PMI GROUP INC	03/19/01	04/09/01	38,205	34,288	3,917
1,847	QUAKER OATS CO	05/08/00	04/09/01	170,810	128,481	42,329
1,746	LEXMARK INTL GROUP INC	03/27/01	04/09/01	95,261	76,055	19,206
3,488	QUALCOMM CORP	03/27/01	04/09/01	157,797	209,934	52,136
6,977	SAFEWAY STORES INC	07/20/00	04/09/01	377,455	321,657	55,798
11,576	SBC COMMUNICATIONS INC	09/22/00	04/09/01	501,819	547,621	45,801
21,862	SBC COMMUNICATIONS INC	09/08/00	04/09/01	947,717	971,514	23,796
3,055	ST PAUL COS INC	11/24/00	04/09/01	126,874	152,948	26,074
2,664	STARWOOD HOTELS & RESORTS WORLDWIDE	06/26/00	04/09/01	85,301	85,197	103
1	SUN MICROSYSTEMS INC	07/31/00	04/09/01	13	51	38
22,542	SUN MICROSYSTEMS INC	07/31/00	04/09/01	293,947	1,157,052	863,105
10,254	LEXMARK INTL GROUP INC	03/27/01	04/09/01	559,131	446,664	112,467
9,390	SYSCO CORP	05/08/00	04/09/01	253,530	184,895	68,634
8,900	TEXAS INSTRUMENTS INC	03/27/01	04/09/01	244,839	321,168	76,329

CONFIDENTIAL

FEDERAL SCHEDULE D CHRONOLOGICALLY

01/01/2001 TO 12/31/2001

ADMINISTRATOR JULIUS J CIESIELKA  
 INV OFFICER STEVE LEHMAN  
 TAX OFFICER FRANCIS MEHARPEY

ACCOUNT 0049-00-1/6 (cont )  
 The PEM MEMORIAL TRUST  
 TAXPAYER ID 23-6234669

UNITS	SECURITY	ACQUIRED DATE	DISPOSED DATE	PROCEEDS	BASIS DISPOSED	GAIN/(LOSS)
6,741	THE WILLIAMS COMPANIES INC	01/18/01	04/09/01	276,381 00	251,879 49	24,501 51
4,420	TRANSOCEAN SEDCO FOREX INC	02/13/01	04/09/01	207,519 00	220,295 45	12,776 45-
28,450	TYCO INTERNATIONAL LTD	03/19/01	04/09/01	1,262,326 50	1,276,062 16	13,735 66-
1	WASHINGTON MUTUAL INC	10/13/00	04/09/01	55 35	39 80	15 55
10,591	WASHINGTON MUTUAL INC	10/12/00	04/09/01	586,211 85	403,457 79	182,754 06
5,955	EMERSON ELECTRIC CO	07/20/00	04/09/01	370,401 00	385,854 22	15,453 22-
8,632	WASTE MANAGEMENT	09/27/00	04/09/01	218,389 60	153,474 37	64,915 23
3,045	WEYERHAEUSER CO	01/12/01	04/09/01	150,514 35	148,518 96	1,995 39
9,159	WORLDCCOM INC-WORLDCCOM GROUP	07/05/00	04/09/01	174,112 59	415,780 13	241,667 54-
15,075	WORLDCCOM INC-WORLDCCOM GROUP	08/08/00	04/09/01	286,575 75	542,029 16	255,453 41-
15,788	WORLDCCOM INC-WORLDCCOM GROUP	03/09/01	04/09/01	300,129 88	268,396 00	31,733 88
8,313	EMERSON ELECTRIC CO	07/20/00	04/09/01	516,801 98	538,640 84	21,838 86-
394	NATIONWIDE FINANCIAL SERV	12/26/00	04/09/01	14,203 70	17,490 88	3,287 18-
9,360	PHARMACIA CORPORATION	12/11/00	04/09/01	489,060 00	556,696 30	67,636 30-
1	NATIONWIDE FINANCIAL SERV	12/26/00	04/09/01	36 02	44 39	8 37-
3,066	NATIONWIDE FINANCIAL SERV	12/26/00	04/09/01	110,433 63	136,109 25	25,675 62-
5,785	NATIONWIDE FINANCIAL SERV	12/26/00	04/09/01	208,368 75	256,814 08	48,445 33-
1	NATIONWIDE FINANCIAL SERV	12/22/00	04/09/01	36 02	42 70	6 68-
2,708	NATIONWIDE FINANCIAL SERV	12/22/00	04/09/01	97,538 90	115,630 25	18,091 35-
393	NATIONWIDE FINANCIAL SERV	12/22/00	04/09/01	14,155 39	16,780 90	2,625 51-
6,841	MERRILL LYNCH & CO INC	11/27/00	04/10/01	403,331 86	419,072 82	15,740 96-
6,534	MERRILL LYNCH & CO INC	11/27/00	04/10/01	385,231 75	400,266 31	15,034 56-
2,030	ANDREW CORP	09/20/00	04/10/01	28,954 33	61,661 25	32,706 92-
6,753,256 15	S & P FUTURES - MORGAN CASH COLLATERAL	03/22/01	04/10/01	6,753,256 15	6,753,256 15	0 00
1,853,504 31	S & P FUTURES - MORGAN CASH COLLATERAL	12/21/00	04/10/01	1,853,504 31	1,853,504 31	0 00
3,425,000	TBA FNMA 30 YR DTD 4/1/2002 & 4/1/2032	02/28/01	04/10/01	3,529,890 63	3,521,328 13	8,562 50

CONFIDENTIAL

01/01/2001 TO 12/31/2001

ADMINISTRATOR JULIUS J CIESIELKA  
 INV OFFICER STEVE LEHMAN  
 TAX OFFICER FRANCIS MEHAFFEY

ACCOUNT 0049-00-1/6 (cont )  
 The PEM MEMORIAL TRUST  
 TAXPAYER ID 23-6234669

UNITS SECURITY DATE ACQUIRED DATE DISPOSED BASIS DISPOSED GAIN/(LOSS)

UNITS	SECURITY	DATE ACQUIRED	DATE DISPOSED	BASIS DISPOSED	GAIN/(LOSS)
1,419	CONEXANT SYSTEMS INC	03/16/01	04/11/01	11,564 47	2,270 78
5,834	MERRILL LYNCH & CO INC	11/27/00	04/11/01	359,739 24	2,354 24
19,166	MERRILL LYNCH & CO INC	11/27/00	04/11/01	1,181,824 16	7,734 17
4,900	ADELPHIA COMMUNICATIONS-CL A	03/26/01	04/11/01	178,992 01	892 69
8,439 56	WESTBROOK REAL ESTATE FUND III L P	01/05/01	04/11/01	43,270 35	34,830 79
32,100	AGILENT TECHNOLOGIES INC	01/11/01	04/17/01	1,039,729 18	766,075 58
21,300	AGILENT TECHNOLOGIES INC	04/02/01	04/17/01	689,913 75	17,685 75
27,500	MERRILL LYNCH & CO INC	11/27/00	04/17/01	1,631,209 75	53,412 75
31,965	COMPUTER ASSOC INTERNATIONAL INC	10/26/00	04/17/01	1,072,741 50	78,217 65
21,935	COMPUTER ASSOC INTERNATIONAL INC	10/26/00	04/17/01	736,135 92	61,575 45
5,800	MICROSOFT CORP	03/27/01	04/16/01	352,629 40	15,861 68
0 95	MAXIM INTEGRATED PROD INC	08/22/00	04/18/01	37 52	19 19
24,960	HENRY JACK & ASSOCIATES INC	01/24/01	04/18/01	664,198 36	126,909 40
16,300	MOTOROLA INC	07/19/00	04/18/01	247,588 70	365,698 80
7,700	MOTOROLA INC	05/01/00	04/18/01	116,959 08	197,574 88
8,000	MOTOROLA INC	08/09/00	04/18/01	121,515 93	156,839 28
29,000	NORTEL NETWORKS CORP	09/20/00	04/18/01	527,492 34	1,482,967 46
79,800	SOUTHWEST AIRLINES	01/22/01	04/18/01	458,503 67	69,437 57
4,375	DELL COMPUTER	05/22/00	04/18/01	127,658 24	67,576 13
4,125	DELL COMPUTER	07/18/00	04/18/01	120,363 48	102,128 71
2,975	DELL COMPUTER	05/02/00	04/18/01	86,807 60	61,756 46
3,975	DELL COMPUTER	07/31/00	04/18/01	115,986 62	55,186 82
1,275	DELL COMPUTER	08/09/00	04/18/01	37,203 26	15,549 86
6,225	APPLIED MATERIALS INC	07/27/00	04/18/01	340,309 37	155,356 25
1,675	APPLIED MATERIALS INC	07/31/00	04/18/01	91,569 19	33,951 12
2,175	APPLIED MATERIALS INC	08/09/00	04/18/01	118,903 28	38,920 16
375	APPLIED MATERIALS INC	10/26/00	04/18/01	20,500 56	1,605 21
9,700	AGILENT TECHNOLOGIES INC	12/08/00	04/18/01	372,776 97	201,222 47
7,625	AGILENT TECHNOLOGIES INC	09/14/00	04/18/01	293,033 45	135,853 74
4,000	ADELPHIA COMMUNICATIONS-CL A	03/26/01	04/18/01	150,974 96	5,587 76
4,800	SPRINT CORP (PCS GROUP)	03/26/01	04/18/01	122,159 75	28,726 79
800	VERITAS SOFTWARE CORP	03/26/01	04/18/01	45,060 09	1,292 09

CONFIDENTIAL

01/01/2001 TO 12/31/2001

ADMINISTRATOR JULIUS J CIESIELKA  
 INV OFFICER STEVE LEHMAN  
 TAX OFFICER FRANCIS MEHAFFEY

ACCOUNT 0049-00-1/6 (cont)  
 The PEM MEMORIAL TRUST  
 TAXPAYER ID 23-6234669

UNITS	SECURITY	DATE ACQUIRED	DATE DISPOSED	PROCEEDS	BASIS DISPOSED	GAIN/(LOSS)
5,385	MOTOROLA INC	05/12/00	04/19/01	86,527 05	167,491 45	80,964 40-
5,633	MOTOROLA INC	07/31/00	04/19/01	90,511 96	189,043 48	98,531 52-
11,167	MOTOROLA INC	07/31/00	04/19/01	179,433 16	372,789 08	193,355 92-
7,927	MOTOROLA INC	08/09/00	04/19/01	127,372 32	274,829 88	147,457 56-
1,473	MOTOROLA INC	08/09/00	04/19/01	23,668 40	51,252 15	27,583 75-
3,000	NORTEL NETWORKS CORP	09/20/00	04/19/01	52,291 55	207,978 60	155,687 05-
13,900	NORTEL NETWORKS CORP	10/30/00	04/19/01	242,284 18	548,146 50	305,862 32-
12,300	NORTEL NETWORKS CORP	11/01/00	04/19/01	214,395 35	546,550 50	332,155 15-
13,200	ADELPHIA COMMUNICATIONS-CL A	03/26/01	04/19/01	449,120 30	479,777 76	30,657 46-
2,900	ADELPHIA COMMUNICATIONS-CL A	03/26/01	04/19/01	98,670 37	105,405 72	6,735 35-
7,500	COSTCO WHOLESALE CORP	03/26/01	04/19/01	275,504 81	278,437 50	2,932 69-
4,100	VIACOM INC CL A	03/26/01	04/19/01	217,803 18	180,185 57	37,617 61
10,400	AGILENT TECHNOLOGIES INC	03/27/01	04/20/01	402,623 58	375,431 68	27,191 90
2,925	LEXMARK INTL GROUP INC	03/27/01	04/20/01	177,942 27	127,413 00	50,529 27
24,375	WORLDCOM INC-WORLDCOM	03/09/01	04/20/01	466,034 44	414,375 00	51,659 44
6,875	SBC COMMUNICATIONS INC	09/08/00	04/20/01	284,371 42	305,514 69	21,143 27-
9,900	TYCO INTERNATIONAL LTD	03/07/01	04/20/01	504,289 12	545,213 79	40,924 67-
2,000	VIACOM INC CL A	03/26/01	04/20/01	106,629 84	87,895 40	18,734 44
37,400	NATIONAL CITY CORP	01/10/01	04/25/01	1,016,871 96	1,060,851 00	43,979 04-
1,430	MDU RESOURCES GROUP INC	09/20/00	04/26/01	57,196 23	37,895 00	19,301 23
2,490	MDU RESOURCES GROUP INC	09/07/00	04/26/01	99,593 43	64,628 45	34,964 98
3,750	MIRANT CORP	11/02/00	04/26/01	149,020 00	104,209 88	44,810 12
13,310	HENRY JACK & ASSOCIATES INC	01/24/01	04/26/01	373,963 90	286,511 05	87,452 85
11,800	EMERSON ELECTRIC CO	11/09/00	04/26/01	773,486 58	874,034 26	100,547 68-
10,200	EMERSON ELECTRIC CO	12/08/00	04/26/01	668,607 04	789,652 38	121,045 34-
624	EMERSON ELECTRIC CO	11/02/00	04/26/01	40,903 02	45,281 00	4,377 98-
3,536 3158	WILLIAMS COMMUNICATIONS GRP	03/30/01	04/26/01	15,801 49	15,154 62	646 87

CONFIDENTIAL

FEDERAL SCHEDULE D CHRONOLOGICALLY

01/01/2001 TO 12/31/2001

ADMINISTRATOR JULIUS J CIESIELKA  
 INV OFFICER STEVE LEHMAN  
 TAX OFFICER FRANCIS MEHAFFEY

ACCOUNT 0049-00-1/6 (cont)  
 The PEM MEMORIAL TRUST  
 TAXPAYER ID 23-6234669

UNITS	SECURITY	DATE ACQUIRED	DATE DISPOSED	PROCEEDS	BASIS DISPOSED	GAIN/(LOSS)
						Gain/loss period is short disposal method sale
1,644 7981	WILLIAMS COMMUNICATIONS GRP	04/02/01	04/26/01	7,349 53	7,259 01	90 52
7,318 8861	WILLIAMS COMMUNICATIONS GRP	03/26/01	04/26/01	32,703 34	29,972 89	2,730 45
2,000	JUNIPER NETWORKS INC	03/26/01	04/26/01	103,696 54	107,680 00	3,983 46-
11,650	HENRY JACK & ASSOCIATES INC	01/24/01	04/27/01	330,470 32	250,777 90	79,692 42
14,100	EMERSON ELECTRIC CO	07/20/00	04/27/01	930,427 92	913,609 50	16,818 42
4,800	EMERSON ELECTRIC CO	07/20/00	04/27/01	316,741 42	311,016 00	5,725 42
300	EMERSON ELECTRIC CO	10/30/00	04/27/01	19,796 34	20,961 75	1,165 41-
4,676	EMERSON ELECTRIC CO	11/02/00	04/27/01	308,558 93	339,317 21	30,758 28-
1	AMERICAN EXPRESS CO	12/22/00	04/27/01	42 48	53 49	11 01-
1	BANK OF NEW YORK	09/29/00	04/27/01	49 93	56.61	6 68-
1	COLGATE PALMOLIVE CO	11/20/00	04/27/01	54 43	60 40	5 97-
1	MGM ENERGY GROUP INC	12/27/00	04/27/01	26 34	27 23	0 89-
84,900	COSTCO WHOLESALE CORP	01/04/01	04/27/01	3,110,836 02	3,699,492 02	588,656 00-
5,850	SUN MICROSYSTEMS INC	07/31/00	04/27/01	96,521 77	300,273 19	203,751 42-
5,950	SUN MICROSYSTEMS INC	08/09/00	04/27/01	98,171 72	336,175 00	238,003 28-
10,100	SUN MICROSYSTEMS INC	10/26/00	04/27/01	166,644 44	512,890 62	346,246 18-
375	SUN MICROSYSTEMS INC	07/18/00	04/27/01	6,187 29	17,929 69	11,742 40-
36,075	COSTCO WHOLESALE CORP	01/04/01	04/27/01	1,314,323 52	1,571,957 30	257,633 78-
6,100	CINEMA CORP	03/26/01	04/27/01	296,921 63	358,756 25	61,834 62-
2,714	WILLIAMS COMMUNICATIONS GRP	03/26/01	04/27/01	12,412 06	11,114 59	1,297 47
3,509	MDU RESOURCES GROUP INC	09/07/00	04/30/01	139,413 51	91,076 79	48,336 72
21	MDU RESOURCES GROUP INC	09/06/00	04/30/01	834 34	532 42	301 92
1,690	EQUITABLE RESOURCES INC.	09/20/00	04/30/01	133,439 79	102,984 37	30,455 42
561,000	OCM PRINCIPAL OPPORTUNITIES FD II LP	01/23/01	04/24/01	561,000 00	561,000 00	0 00
27,600	BANK OF NEW YORK	10/03/00	04/24/01	1,369,055 04	1,580,276 64	211,221 60-
1,450	SYMANTEC CORP	09/21/00	04/24/01	87,501 82	60,897 82	26,604 00
100	CHECK POINT SOFTWARE TECH	03/26/01	04/24/01	6,405 44	5,825 00	580 44
6,000	CHECK POINT SOFTWARE TECH	03/26/01	04/24/01	385,790 73	349,500.00	36,290 73
0 152	WILLIAMS COMMUNICATIONS GRP	01/18/01	04/24/01	0 65	00 57	0 08
0 807	WILLIAMS COMMUNICATIONS GRP	01/18/01	04/24/01	3 43	03 01	0 42
0 269	WILLIAMS COMMUNICATIONS GRP	01/18/01	04/24/01	1 14	01 00	0 14

CONFIDENTIAL



FEDERAL SCHEDULE D CHRONOLOGICALLY

01/01/2001 TO 12/31/2001

ADMINISTRATOR JULIUS J CIESIELKA  
 INV OFFICER STEVE LEHMAN  
 TAX OFFICER FRANCIS MEHAFFEY

ACCOUNT 0049-00-1/6 (cont )  
 The PEM MEMORIAL TRUST  
 TAXPAYER ID 23-6234669

UNITS	SECURITY	DATE ACQUIRED	DATE DISPOSED	PROCEEDS	BASIS DISPOSED	GAIN/(LOSS)
12,160	ANDREW CORP	09/20/00	05/01/01	207,817 17	369,360 00	161,542 83-
5,972	GENZYME CORP	10/17/00	05/01/01	648,531 56	419,147 80	229,383 76-
5,060	MIRANT CORP	11/02/00	05/01/01	208,920 40	140,613 86	68,306 54
1,520	EQUITABLE RESOURCES INC	09/20/00	05/01/01	122,369 72	92,625 00	29,744 72-
2,700	AES CORP.	03/26/01	05/01/01	125,437 00	124,974 09	462 91-
6,000	ANDREW CORP	08/03/00	05/02/01	102,292 38	152,836 20	50,543 82-
1,380	ANDREW CORP	09/20/00	05/02/01	23,527 25	41,917 50	18,390 25-
7,925	WORLD COM INC-WORLDCOM GROUP	05/22/00	05/02/01	148,104 59	291,739 07	143,634 48-
7,425	WORLD COM INC-WORLDCOM GROUP	07/19/00	05/02/01	138,760 45	352,219 72	213,459 27-
5,350	WORLD COM INC-WORLDCOM GROUP	05/02/00	05/02/01	99,982 28	231,053 12	131,070 84-
7,150	WORLD COM INC-WORLDCOM GROUP	07/31/00	05/02/01	133,621 18	275,435 16	141,813 98-
7,225	WORLD COM INC-WORLDCOM GROUP	08/09/00	05/02/01	135,022 79	255,765 00	120,742 21-
15,700	WORLD COM INC-WORLDCOM GROUP	02/21/01	05/02/01	293,405 94	256,833 16	36,572 78
1,457	ALLIANT ENERGY CORP	09/01/00	05/02/01	45,118 71	42,660 67	2,458 04
1,908	ALLIANT ENERGY CORP	08/29/00	05/02/01	59,084 77	55,684 98	3,399 79
2,200	AES CORP.	03/26/01	05/02/01	104,288 83	101,830 74	2,458 09
28,600	WORLD COM INC-WORLDCOM GROUP	03/26/01	05/02/01	525,827 79	500,500 00	25,327 79-
3,700	ENRON CORP	03/26/01	05/02/01	224,219 54	225,139 82	920 28-
80,393 28	CROW FAMILY HOLDINGS REALTY PARTNERS LP	11/16/00	05/02/01	80,393 28	80,393 28	0 00
1,500	VIA COM INC CL A	03/26/01	05/02/01	81,036 89	65,921 55	15,115 34
5,100	WEST COMMUNICATIONS INTL	03/26/01	05/02/01	204,140 06	182,503 50	21,636 56
4,500	COPART INC	09/20/00	05/02/01	109,665 83	68,625 00	41,040 83
31,700	SAFEWAY STORES INC	07/20/00	05/04/01	1,727,925 13	1,461,449 25	266,475 88
29,600	WORLD COM INC-WORLDCOM GROUP	03/26/01	05/04/01	533,584 37	518,000 00	15,584 37-
2,325	ALLIANT ENERGY CORP	08/28/00	05/03/01	71,933 08	67,855 12	4,077 96
21,900	FED NAT'L MTG ASSN	12/07/00	05/03/01	1,710,271 55	1,815,713 67	105,442 12-
400	FED NAT'L MTG ASSN	01/10/01	05/03/01	31,237 84	31,574 00	336 16-

CONFIDENTIAL

01/01/2001 TO 12/31/2001

ADMINISTRATOR JULIUS J CIESIELKA  
 INV OFFICER STEVE LEHMAN  
 TAX OFFICER FRANCIS MEHARFEY

ACCOUNT 0049-00-1/6 (cont )  
 The PEM MEMORIAL TRUST  
 TAXPAYER ID 23-6234669

UNITS	SECURITY	DATE ACQUIRED	DATE DISPOSED	PROCEEDS	BASIS DISPOSED	GAIN/(LOSS)
6,800	LYCO INTERNATIONAL LTD	03/07/01	05/03/01	351,480 27	374,490 28	23,010 01-
2,825	LYCO INTERNATIONAL LTD	03/13/01	05/03/01	146,019 37	129,412 69	16,606 68
3,400	EMC CORP	04/19/01	05/03/01	142,648 69	134,893 64	7,755 05
430	COPART INC	09/20/00	05/03/01	10,500 23	6,557 50	3,942 73
1,128 02	WESTBROOK REAL ESTATE	01/05/01	05/03/01	1,128 02	1,128 02	0 00
7,900	FUND III L P	03/26/01	05/03/01	195,638 54	215,275 00	19,636 46-
2,300	DELT COMPUTER	03/26/01	05/03/01	56,958 05	62,675 00	5,716 95-
24,575	LYCO INTERNATIONAL LTD	03/13/01	05/07/01	1,270,241 74	1,125,775 83	144,465 91
28,585	BANCWEST CORPORATION	01/10/01	05/07/01	979,772 44	667,882 81	311,889 63
10,650	BANCWEST CORPORATION	01/11/01	05/07/01	365,036 79	262,206 20	102,830 59
39,265	BANCWEST CORPORATION	01/12/01	05/07/01	1,345,837 51	976,689 39	369,148 12
1,294	NEWPORT NEWS SHIP BUILDING	06/15/00	05/07/01	84,221 58	45,266 71	38,954 87
3,106	NEWPORT NEWS SHIP BUILDING	06/16/00	05/07/01	202,157 82	108,885 49	93,272 33
3,230	NEWPORT NEWS SHIP BUILDING	05/22/00	05/07/01	210,228 52	110,909 15	99,319 37
2,235	NEWPORT NEWS SHIP BUILDING	05/23/00	05/07/01	145,467 72	77,462 42	68,005 30
1,637	NEWPORT NEWS SHIP BUILDING	05/24/00	05/07/01	106,546 16	56,606 81	49,939 35
598	NEWPORT NEWS SHIP BUILDING	05/25/00	05/07/01	38,921 56	20,928 50	17,993 06
1,800	NEWPORT NEWS SHIP BUILDING	08/09/00	05/07/01	117,155 21	70,917 66	46,237 55
7,650	NEWPORT NEWS SHIP BUILDING	09/20/00	05/07/01	497,909 65	328,950 00	168,959 65
12,600	NEWPORT NEWS SHIP BUILDING	01/16/01	05/07/01	820,086 47	587,561 94	232,524 53
92,100	FACTIV CORPORATION BUILDING	10/26/00	05/07/01	1,271,250 56	1,015,798 54	255,452 02
9,950	COPART INC	09/20/00	05/07/01	227,815 56	151,737 50	76,078 06
4,930	COPART INC	09/20/00	05/07/01	112,877 46	75,182 50	37,694 96
430	COPART INC	09/20/00	05/07/01	9,845 30	6,557 50	3,287 80
5,400	OUTBACK STEAKHOUSE INC	08/03/00	05/07/01	155,876 05	127,224 00	28,652 05
3,100	OUTBACK STEAKHOUSE INC	08/25/00	05/07/01	89,484 40	77,686 00	11,798 40
1,300	OUTBACK STEAKHOUSE INC	09/01/00	05/07/01	37,525 71	28,515 50	9,010 21
8,000	OUTBACK STEAKHOUSE INC	09/20/00	05/07/01	230,927 48	185,000 00	45,927 48
5,100	OUTBACK STEAKHOUSE INC	11/17/00	05/07/01	147,216 27	132,906 00	14,310 27
19,650	RUBY TUESDAY INC	11/17/00	05/07/01	349,591 28	279,963 37	69,627 91
33,380	RUBY TUESDAY INC	09/20/00	05/07/01	593,860 40	396,387 50	197,472 90

CONFIDENTIAL

ADMINISTRATOR JULIUS J CIESIELKA  
 INV OFFICER STEVE LEHMAN  
 TAX OFFICER FRANCIS MEHAFFEY

ACCOUNT 0049-00-1/6 (cont )  
 The PEM MEMORIAL TRUST  
 TAXPAYER ID 23-6234669

UNITS SECURITY DATE ACQUIRED DATE DISPOSED PROCEEDS BASIS DISPOSED GAIN/(LOSS)

UNITS	SECURITY	DATE ACQUIRED	DATE DISPOSED	PROCEEDS	BASIS DISPOSED	GAIN/(LOSS)
30,200	DIME BANCORP INC NEW CORP	09/21/00	05/07/01	1,014,616	620,865	393,751
2,600	DIME BANCORP INC NEW	09/21/00	05/07/01	87,351	53,605	33,745
5,200	THE PMI GROUP INC	09/21/00	05/07/01	335,623	352,612	16,988
2,660	THE PMI GROUP INC	09/20/00	05/07/01	171,684	180,048	8,364
12,076	BERGEN BRUNSWIG CL A	01/25/01	05/07/01	221,462	193,536	27,926
33,620	ATLEGHENY ENERGY INC	01/10/01	05/07/01	1,710,246	1,479,444	230,801
11,610	ENERGY EAST CORP	09/21/00	05/07/01	231,773	267,871	36,098
14,053	QUANTA SERVICES INC	10/03/00	05/07/01	800,645	838,447	37,801
30,669	MACK-CALI REALTY CORP	09/21/00	05/07/01	1,710,246	1,479,444	230,801
938	CTS CORP	08/22/00	05/07/01	23,380	48,480	25,100
4,262	CTS CORP	08/23/00	05/07/01	106,232	221,972	115,739
2,000	CTS CORP	09/11/00	05/07/01	49,851	99,040	49,189
2,500	CTS CORP	09/14/00	05/07/01	62,313	137,898	75,584
7,100	CTS CORP	09/20/00	05/07/01	176,971	390,500	213,528
47,130	HARMAN INTERNATIONAL INDS INC	01/24/01	05/07/01	1,610,896	1,609,178	1,718
8,620	HARMAN INTERNATIONAL INDS INC	06/16/00	05/07/01	294,630	267,183	27,447
13,267	BANCWEST CORPORATION	10/04/00	05/07/01	454,910	265,343	189,566
2,451	BANCWEST CORPORATION	11/13/00	05/07/01	84,041	51,526	32,515
5,349	BANCWEST CORPORATION	11/14/00	05/07/01	183,411	116,997	66,414
473	BANCWEST CORPORATION	10/03/00	05/07/01	16,218	9,445	6,772
8,558	BRUNSWICK CORP	10/30/00	05/07/01	171,280	161,218	10,061
4,241	BRUNSWICK CORP	10/31/00	05/07/01	84,879	80,459	4,419
9,301	BRUNSWICK CORP	11/03/00	05/07/01	186,150	177,277	8,873
6,300	BRUNSWICK CORP	11/07/00	05/07/01	126,088	120,078	6,010
25,221	MACK-CALI REALTY CORP	10/03/00	05/08/01	653,207	689,506	36,299
5,744	CAREMARK RX INC	03/30/01	05/08/01	93,566	75,149	18,417
4,845	AES CORP	11/29/00	05/08/01	223,734	254,362	30,627
10,476	ADVANCED MICRO DEVICES INC	03/27/01	05/08/01	311,336	315,564	4,228
9,508	AGILENT TECHNOLOGIES INC	03/27/01	05/08/01	364,999	343,231	21,768
6,298	ANADARKO PETROLEUM CORP	02/13/01	05/08/01	391,533	420,553	29,019
1	APPLIED MATERIALS INC	11/01/00	05/08/01	52	50	1
3,330	APPLIED MATERIALS INC	11/01/00	05/08/01	175,052	168,627	6,425
10,961	BBFT CORP	12/08/00	05/08/01	396,446	378,825	17,620
3,149	BEAR STEARNS COS INC	03/19/01	05/08/01	165,159	149,412	15,746
3,088	CIGNA CORP	01/12/01	05/08/01	274,730	353,341	78,611
74,190	OCCIDENTAL PETROLEUM	09/21/00	05/07/01	2,133,002	1,656,766	476,235
189,566	BANCWEST CORPORATION	10/04/00	05/07/01	454,910	265,343	189,566
32,515	BANCWEST CORPORATION	11/13/00	05/07/01	84,041	51,526	32,515
36,299	MACK-CALI REALTY CORP	10/03/00	05/08/01	653,207	689,506	36,299
18,417	AES CORP	11/29/00	05/08/01	223,734	254,362	30,627
4,228	ADVANCED MICRO DEVICES INC	03/27/01	05/08/01	311,336	315,564	4,228
21,768	AGILENT TECHNOLOGIES INC	03/27/01	05/08/01	364,999	343,231	21,768
29,019	ANADARKO PETROLEUM CORP	02/13/01	05/08/01	391,533	420,553	29,019
1	APPLIED MATERIALS INC	11/01/00	05/08/01	52	50	1
3,330	APPLIED MATERIALS INC	11/01/00	05/08/01	175,052	168,627	6,425
10,961	BBFT CORP	12/08/00	05/08/01	396,446	378,825	17,620
3,149	BEAR STEARNS COS INC	03/19/01	05/08/01	165,159	149,412	15,746
3,088	CIGNA CORP	01/12/01	05/08/01	274,730	353,341	78,611

CONFIDENTIAL

FEDERAL SCHEDULE D CHRONOLOGICALLY

01/01/2001 TO 12/31/2001

ADMINISTRATOR JULIUS J CIESIELKA  
 INV OFFICER STEVE LEBMAN  
 TAX OFFICER FRANCIS MEHAFFEY

ACCOUNT 0049-00-1/6 (cont)  
 The PEM MEMORIAL TRUST  
 TAXPAYER ID 23-6234669

UNITS	SECURITY	DATE	ACQUIRED	DISPOSED	PROCEEDS	BASIS	DISPOSED	GAIN/(LOSS)
15,745	COMCAST CORP CLASS A SPECIAL	01/05/01	05/08/01	699,369	56	652,433	44	46,936
10,779	COMPUTER ASSOC INTERNATIONAL INC	10/26/00	05/08/01	307,945	75	331,483	35	23,537
21,195	COSTCO WHOLESALE CORP	01/12/01	05/08/01	736,289	73	925,380	05	189,090
1	CVS CORP	11/17/00	05/08/01	54	25	51	06	3
4,844	CVS CORP	11/17/00	05/08/01	262,778	22	247,334	64	15,443
983	DARDEN RESTAURANTS INC	11/27/00	05/08/01	27,611	55	25,581	49	2,030
17,850	DARDEN RESTAURANTS INC	12/27/00	05/08/01	501,389	76	393,947	72	107,442
4,421	DUKES ENERGY CORP	05/09/00	05/08/01	195,445	88	129,849	41	65,596
9,568	EMERSON ELECTRIC CO	07/20/00	05/08/01	628,309	61	619,958	56	8,351
1	GPU INC	01/25/01	05/08/01	34	57	31	45	3
52,563	GPU INC	01/25/01	05/08/01	1,817,042	28	1,653,006	48	164,035
1	GENZYME CORP	12/27/00	05/08/01	105	93	89	15	16
4,662	GENZYME CORP	12/27/00	05/08/01	493,829	19	415,594	92	78,234
7,630	LEXMARK INTL GROUP INC	03/27/01	05/08/01	528,436	17	332,362	80	196,073
24,041	LOCKHEED MARTIN CORP	09/26/00	05/08/01	868,331	95	734,462	16	133,869
1	MGIC INVESTMENT CORP	03/09/01	05/08/01	64	89	62	00	2
11,142	MGIC INVESTMENT CORP	03/09/01	05/08/01	722,980	26	690,771	69	32,208
1	NATIONAL CITY CORP	03/09/01	05/08/01	27	79	27	06	0
13,382	NATIONAL CITY CORP	03/09/01	05/08/01	371,873	37	362,116	92	9,756
1	NATIONWIDE FINANCIAL SERV	12/22/00	05/08/01	41	42	42	70	1
12,050	NATIONWIDE FINANCIAL SERV	12/22/00	05/08/01	499,094	33	514,528	98	15,434
8,660	NCR CORPORATION (NEW) -A	01/12/01	05/08/01	400,858	03	380,474	50	20,383
18,349	OCCIDENTAL PETROLEUM CORP	11/24/00	05/08/01	531,552	80	402,413	75	129,139
3,149	THE PMI GROUP INC	03/19/01	05/08/01	208,488	34	178,471	16	30,017
5,268	SAFEWAY STORES INC	07/20/00	05/08/01	274,822	39	242,867	97	31,954
1	ST PAUL COS INC	11/24/00	05/08/01	45	54	50	06	4
6,014	ST PAUL COS INC	11/24/00	05/08/01	273,868	43	301,090	91	27,222
3,069	ST PAUL COS INC	01/12/01	05/08/01	139,757	60	138,796	75	960
28,946	STARWOOD HOTELS & RESORTS	06/26/00	05/08/01	1,038,547	82	925,722	02	112,825
13,868	SYSCO CORP	05/08/00	05/08/01	397,582	30	273,069	93	124,512
4,178	WASHINGTON MUTUAL INC	10/12/00	05/08/01	210,689	51	159,158	40	51,531
37,727	WASTE MANAGEMENT	09/27/00	05/08/01	991,055	22	670,774	75	320,280
9,568	WEYERHAEUSER CO	01/12/01	05/08/01	539,043	15	466,676	33	72,366
688	THE WILLIAMS COMPANIES INC	01/18/01	05/08/01	27,181	97	23,599	33	3,582

CONFIDENTIAL

ACCOUNT 0049-00-1/6 (cont )  
 The PEM MEMORIAL TRUST  
 TAXPAYER ID 23-6234669

ADMINISTRATOR JULIUS J CIESIELKA  
 INV OFFICER STEVE LEHMAN  
 TAX OFFICER FRANCIS MEHAFFEY

UNITS SECURITY DATE ACQUIRED DATE DISPOSED PROCEEDS BASIS DISPOSED GAIN/(LOSS)

UNITS	SECURITY	DATE ACQUIRED	DATE DISPOSED	PROCEEDS	BASIS DISPOSED	GAIN/(LOSS)
9,486	THE WILLIAMS COMPANIES INC	01/16/01	05/08/01	374,779	314,581	60,197
565	WILLIAMS COMMUNICATIONS GRP	01/18/01	05/08/01	3,127	2,107	1,020
565 5415	WILLIAMS COMMUNICATIONS GRP	01/16/01	05/08/01	37,373	24,343	13,029
6,758 4585	WILLIAMS COMMUNICATIONS GRP	01/16/01	05/08/01	37,373	24,343	13,029
11,566	WORLD COM INC-WORLDCOM GROUP	03/09/01	05/08/01	207,602	196,622	10,980
8,296	TRANSCOCEAN SEDCO FOREX INC	02/13/01	05/08/01	414,288	413,477	810
7,933	QUAKER OATS CO	05/08/00	05/08/01	777,963	551,835	226,128
5,300	WEST COMMUNICATIONS INTL	03/26/01	05/08/01	198,765	189,660	9,104
3,474	ADVANCED MICRO DEVICES INC	03/27/01	05/08/01	103,351	104,645	1,294
5,838	AES CORP	11/29/00	05/08/01	269,773	306,495	36,721
5,013	AGILENT TECHNOLOGIES INC	03/27/01	05/08/01	192,599	180,965	11,634
2,762	ANADARKO PETROLEUM CORP	02/13/01	05/08/01	171,796	184,434	12,638
8,886	APPLIED MATERIALS INC	11/01/00	05/08/01	467,403	449,976	17,427
4,412	B&E CORP	12/08/00	05/08/01	36	34	2
1	B&E CORP	12/08/00	05/08/01	36	34	2
1,188	BEAR STEARNS COS INC	03/19/01	05/08/01	62,346	56,367	5,978
162	BRISTOL MYERS SQUIBB CO	01/12/01	05/08/01	9,072	10,853	1,781
17,100	BRISTOL MYERS SQUIBB CO	03/09/01	05/08/01	957,600	1,076,787	119,187
2,500	BRISTOL MYERS SQUIBB CO	04/20/01	05/08/01	140,000	140,025	25
1,676	CIGNA CORP	01/12/01	05/08/01	149,164	191,774	42,610
1	CISCO SYSTEMS	03/19/01	05/08/01	20	20	0
14,522	CISCO SYSTEMS	03/19/01	05/08/01	295,958	294,978	980
22,575	CISCO SYSTEMS	03/27/01	05/08/01	460,078	413,404	46,673
10,301	COMCAST CORP CLASS A SPECIAL	01/05/01	05/08/01	457,879	426,847	31,031
6,333	COMPUTER ASSOC INTERNATIONAL INC	10/26/00	05/08/01	181,123	194,756	13,633
4,899	COSTCO WHOLESALE CORP	01/12/01	05/08/01	170,338	213,891	43,553
4,333	CVS CORP	11/17/00	05/08/01	235,195	221,242	13,952
1,375	DARDEEN RESTAURANTS INC	12/27/00	05/08/01	38,665	30,346	8,318
11,450	DELL COMPUTER	03/27/01	05/08/01	284,303	314,875	30,571
8,407	DUKE ENERGY CORP	05/09/00	05/08/01	371,925	246,922	125,003
1	EMC CORP	11/01/00	05/08/01	41	87	46
219	EMC CORP	11/01/00	05/08/01	8,979	19,264	10,285
8,650	EMC CORP	03/19/01	05/08/01	354,650	289,342	65,307
1,075	EMC CORP	03/27/01	05/08/01	44,075	39,366	4,708
4,700	EMERSON ELECTRIC CO	07/20/00	05/08/01	308,790	304,536	4,253

CONFIDENTIAL

01/01/2001 TO 12/31/2001

ADMINISTRATOR JULIUS J CIESIELKA  
 INV OFFICER STEVE LEHMAN  
 TAX OFFICER FRANCIS MEHAFFEY

ACCOUNT 0049-00-1/6 (cont )  
 The PEW MEMORIAL TRUST  
 TAXPAYER ID 23-6234669

UNITS	SECURITY	DATE	ACQUIRED	DISPOSED	PROCEEDS	BASIS	DISPOSED	GAIN/(LOSS)
4,828	FED NAT'L MTG ASSN	03/09/01	05/08/01	03/09/01	387,205	387,024	07	181
5,950	FED NAT'L MTG ASSN	03/19/01	05/08/01	03/19/01	477,190	446,012	00	31,178
1,056	GENZYME CORP	12/27/00	05/08/01	12/27/00	111,893	94,137	33	17,756
1,387	GPU INC	01/25/01	05/08/01	01/25/01	47,990	43,618	51	4,371
1	INTEL CORP.	11/01/00	05/08/01	11/01/00	31	45	35	13
4,740	INTEL CORP	11/01/00	05/08/01	11/01/00	149,215	214,975	59	65,760
26,975	INTEL CORP	03/27/01	05/08/01	03/27/01	849,173	792,390	62	56,782
6,675	JDS UNIPHASE CORP	03/27/01	05/08/01	03/27/01	153,458	156,862	50	3,404
1,445	LEXMARK INTL GROUP INC	03/27/01	05/08/01	03/27/01	100,124	62,944	20	37,179
1	CL-A	09/26/00	05/08/01	09/26/00	36	30	55	5
4,724	LOCKHEED MARTIN CORP	09/26/00	05/08/01	09/26/00	170,772	144,320	09	26,452
8,967	MERRILL LYNCH & CO INC	12/27/00	05/08/01	12/27/00	594,512	585,669	74	8,842
1,176	MGC INVESTMENT CORP	03/09/01	05/08/01	03/09/01	76,345	72,908	59	3,437
26,237	MICROSOFT CORP	03/27/01	05/08/01	03/27/01	1,890,638	1,516,068	31	374,569
13,086	MORGAN ST DEAN WITTER & CO	02/02/01	05/08/01	02/02/01	863,937	1,141,566	37	277,628
6,680	NATIONAL CITY CORP.	03/09/01	05/08/01	03/09/01	185,837	180,760	80	5,076
298	NATIONWIDE FINANCIAL SERV	12/22/00	05/08/01	12/22/00	12,352	12,724	45	372
1	NCR CORPORATION (NEW)	01/12/01	05/08/01	01/12/01	46	43	93	2
1,069	NCR CORPORATION (NEW)	01/12/01	05/08/01	01/12/01	49,516	46,966	19	2,549
20,714	NORTEL NETWORKS CORP	03/09/01	05/08/01	03/09/01	342,609	367,853	71	25,244
20,850	NORTEL NETWORKS CORP	03/19/01	05/08/01	03/19/01	344,859	344,025	00	834
1	OCCIDENTAL PETROLEUM CORP	11/24/00	05/08/01	11/24/00	29	21	93	7
4,074	OCCIDENTAL PETROLEUM CORP	11/24/00	05/08/01	11/24/00	118,146	89,347	30	28,798
1	ORACLE SYSTEMS	10/13/00	05/08/01	10/13/00	17	35	01	17
47,088	ORACLE SYSTEMS	10/13/00	05/08/01	10/13/00	802,379	1,648,668	60	846,289
31,550	PRIZER INC	04/20/01	05/08/01	04/20/01	1,388,515	1,254,629	92	133,885
9,360	PHARMACIA CORPORATION	12/11/00	05/08/01	12/11/00	451,152	556,696	29	105,544
2,150	PHARMACIA CORPORATION	04/20/01	05/08/01	04/20/01	103,630	103,114	00	516
11,587	PHILIP MORRIS COS INC	03/23/01	05/08/01	03/23/01	590,937	507,196	59	83,740
488	THE PMI GROUP INC	03/19/01	05/08/01	03/19/01	32,325	27,657	64	4,667
3,487	QUAKER OATS CO	05/08/00	05/08/01	05/08/00	67,787	48,067	34	19,719
691	QUAKER OATS CO	05/08/00	05/08/01	05/08/00	67,787	48,067	34	19,719
5,532	SAFEWAY STORES INC	07/20/00	05/08/01	07/20/00	228,770	209,873	81	6,494
26,563	SBC COMMUNICATIONS INC	09/08/00	05/08/01	09/08/00	1,127,864	1,180,419	87	52,554
2,406	ST PAUL COS INC	01/12/01	05/08/01	01/12/01	109,641	108,812	31	829
2,175	STARWOOD HOTELS & RESORTS	06/26/00	05/08/01	06/26/00	78,104	69,558	67	8,545

CONFIDENTIAL

Gain/loss period is short  
 Disposal method sale

FEDERAL SCHEDULE D CHRONOLOGICALLY

ADMINISTRATOR JULIUS J CIESIELKA  
 INV OFFICER STEVE LEHMAN  
 TAX OFFICER FRANCIS MEHARFFY

ACCOUNT 0049-00-1/6 (cont )  
 The PEM MEMORIAL TRUST  
 TAXPAYER ID 23-6234669

01/01/2001 TO 12/31/2001

UNITS	SECURITY	DATE	ACQUIRED	DISPOSED	PROCEEDS	BASIS	DISPOSED	GAIN/(LOSS)
22,542	SUN MICROSYSTEMS INC	07/31/00	05/08/01	05/08/01	446,557	02	1,157,052	710,495
1	SYSCO CORP	05/08/00	05/08/01	05/08/01	28	70	19	9
7,415	SYSCO CORP	05/08/00	05/08/01	05/08/01	212,810	50	146,006	66,804
8,900	TEXAS INSTRUMENTS INC	03/27/01	05/08/01	05/08/01	347,990	00	321,168	26,821
5,303	THE WILLIAMS COMPANIES INC	01/16/01	05/08/01	05/08/01	209,680	62	175,862	33,818
3,466	TRANSCOCEAN SEDCO FOREX INC	02/13/01	05/08/01	05/08/01	173,196	02	172,747	448
1	WASHINGTON MUTUAL INC	10/12/00	05/08/01	05/08/01	50	46	38	12
6,413	WASHINGTON MUTUAL INC	10/12/00	05/08/01	05/08/01	323,599	98	244,299	79,300
6,825	WASTE MANAGEMENT	09/27/00	05/08/01	05/08/01	179,497	50	121,346	58,151
1	WEYERHAEUSER CO	01/12/01	05/08/01	05/08/01	56	37	48	7
2,396	WEYERHAEUSER CO	01/12/01	05/08/01	05/08/01	135,062	52	116,864	18,198
5,404	WILLIAMS COMMUNICATIONS GRP	01/16/01	05/08/01	05/08/01	30,046	24	19,465	10,581
31,446	WORLDCOM INC-WORLDCOM GROUP	03/09/01	05/08/01	05/08/01	565,399	08	534,582	30,817
45,456	CAREMARK RX INC	03/30/01	05/09/01	05/09/01	740,453	.42	594,705	145,748
4,850	EMC CORP	07/18/00	05/09/01	05/09/01	194,972	70	367,436	172,464
6,700	EMC CORP	05/22/00	05/09/01	05/09/01	269,343	73	362,043	92,700
1,350	EMC CORP	10/26/00	05/09/01	05/09/01	54,270	75	110,748	56,477
8,300	EMC CORP	03/01/01	05/09/01	05/09/01	333,664	61	328,265	5,399
5,275	CISCO SYSTEMS	07/18/00	05/09/01	05/09/01	101,276	62	357,710	256,434
13,475	CISCO SYSTEMS	07/31/00	05/09/01	05/09/01	258,711	37	873,348	614,637
24,900	CISCO SYSTEMS	10/25/00	05/09/01	05/09/01	478,064	04	1,310,362	832,298
91,173	S & P FUTURES - MORGAN CASH COLLATERAL	12/21/00	05/09/01	05/09/01	91,173	45	91,173	0
199,818.23	S & P FUTURES - MORGAN CASH COLLATERAL	03/22/01	05/09/01	05/09/01	199,818	23	199,818	0
6,657,925.62	S & P FUTURES - MORGAN CASH COLLATERAL	03/22/01	05/09/01	05/09/01	6,657,925	62	6,657,925.62	0
3,748,622.54	S & P FUTURES - MORGAN CASH COLLATERAL	05/09/01	05/09/01	05/09/01	3,748,622	54	3,748,622.54	0
68,805.85	S & P FUTURES - MORGAN CASH COLLATERAL	12/21/00	05/09/01	05/09/01	68,805	85	68,805	0
7,000	MICRON TECHNOLOGY INC	03/26/01	05/09/01	05/09/01	292,651	13	327,320	34,668
27,425	LEXMARK INTL GROUP INC	02/09/01	05/10/01	05/10/01	1,818,836	57	1,480,840	337,996
10,800	THE WILLIAMS COMPANIES INC	01/16/01	05/10/01	05/10/01	437,980	44	358,157	79,822

CONFIDENTIAL

FEDERAL SCHEDULE D CHRONOLOGICALLY

01/01/2001 TO 12/31/2001

ADMINISTRATOR JULIUS J CIRSIETKA  
 INV OFFICER STEVE LEHMAN  
 TAX OFFICER FRANCIS MEHAFFEY

ACCOUNT 0049-00-1/6 (cont)  
 The PEM MEMORIAL TRUST  
 TAXPAYER ID 23-62234669

UNITS	SECURITY	DATE ACQUIRED	DATE DISPOSED	PROCEEDS	BASIS DISPOSED	GAIN/(LOSS)
37,200	THE WILLIAMS COMPANIES	01/18/01	05/10/01	1,508,599 28	1,276,010 05	232,589 23
3,425,000	TBA FNMA 30 YR DTD 5/1/2002 8 5/1/2032	04/10/01	05/10/01	3,545,410 15	3,530,960 94	14,449 21
3,800	JUNIPER NETWORKS INC	03/26/01	05/10/01	204,243 19	204,592 00	348 81-
1,600	WELLS FARGO CO	07/18/00	05/11/01	73,946 49	67,465 60	6,480 89
10,600	WELLS FARGO CO	07/31/00	05/11/01	489,895 49	441,430 64	48,464 85
2,000	AES CORP	03/26/01	05/11/01	87,349 28	92,573 40	5,224 12-
15,800	AGILENT TECHNOLOGIES INC	10/11/00	05/14/01	603,252 28	727,348 26	124,095 98-
600	KIMBERLY CLARK CORP	10/30/00	05/15/01	35,515 81	40,573 50	5,057 69-
9,100	KIMBERLY CLARK CORP	11/09/00	05/15/01	538,656 50	596,862 63	58,206 13-
2,490	MIRANT CORP	11/02/00	05/16/01	105,185 28	69,195 36	35,989 92
12,300	AFFILIATED MANAGERS GROUP	09/20/00	05/16/01	679,854 88	736,462 50	56,607 62-
700	AFFILIATED MANAGERS GROUP	08/28/00	05/16/01	38,690 93	40,379 50	1,688 57-
12,100	AMERISOURCE HEALTH CORP	12/07/00	05/16/01	631,226 24	503,182 13	128,044 11
1,900	AMERISOURCE HEALTH CORP	12/13/00	05/16/01	99,118 17	78,014 00	21,104 17
8,600	AMLI RESIDENTIAL PROPERTIES	09/20/00	05/16/01	196,047 63	213,925 00	17,877 37-
8,300	ARDEN REALTY GROUP INC	09/20/00	05/16/01	199,979 31	219,950 00	19,970 69-
6,865	BANQUEST CORPORATION	08/31/00	05/16/01	235,736 23	121,294 94	114,441 29
5,435	BANQUEST CORPORATION	09/01/00	05/16/01	186,631 67	97,948 49	88,683 18
28,100	BANQUEST CORPORATION	09/20/00	05/16/01	964,921 78	547,950 00	416,971 78
6,160	BANQUEST CORPORATION	10/03/00	05/16/01	211,527 34	123,015 20	88,512 14
9,145	BANQUEST CORPORATION	10/19/00	05/16/01	314,028 81	161,455 89	152,572 92
16,700	BEDFORD PROPERTY INVESTORS	09/20/00	05/16/01	312,682 01	346,525 00	33,842 99-
2,530	BJ'S WHOLESALE CLUB INC	09/27/00	05/16/01	107,551 01	89,781 35	17,769.66
10,970	BJ'S WHOLESALE CLUB INC	09/20/00	05/16/01	466,337 77	383,950 00	82,387 77
6,600	BRANDYWINE REALTY TRUST	09/20/00	05/16/01	125,989 78	133,650 00	7,660 22-
11,250	BRINKER INTL INC	11/17/00	05/16/01	312,514 55	287,325 00	25,189 55
3,350	BRINKER INTL INC	11/10/00	05/16/01	93,059 89	85,319 81	7,740 08
5,200	CONSTELLATION BRANDS INC	09/21/00	05/16/01	184,281 85	141,206 00	43,075 85
19,800	CONSTELLATION BRANDS INC	09/20/00	05/16/01	701,688 56	537,075 00	164,613 56
36,500	DARDEN RESTAURANTS INC	12/21/00	05/16/01	1,020,549 70	858,388 74	162,160 96
5,506	EATON VANCE CORP	12/12/00	05/16/01	204,388 55	150,297 29	54,091 26

CONFIDENTIAL



01/01/2001 TO 12/31/2001

ADMINISTRATOR JULIUS J CIESIELKA  
 INV OFFICER STEVE LEHMAN  
 TAX OFFICER FRANCIS MEHAFFEY

ACCOUNT 0049-00-1/6 (cont )  
 The PFM MEMORIAL TRUST  
 TAXPAYER ID 23-6234669

UNITS	SECURITY	DATE	ACQUIRED	DISPOSED	PROCEEDS	BASIS	DISPOSED	GAIN/(LOSS)
2,800	HERCULES INC	06/14/00	05/16/01	35,589	89	47,200	72	11,610
8,400	JACK IN THE BOX INC	09/20/00	05/16/01	207,389	07	176,400	00	30,989
18,600	MACK-CALI REALTY CORP	10/03/00	05/16/01	490,837	58	508,497	96	17,660
3,436	MDU RESOURCES GROUP INC	07/12/00	05/16/01	131,757	26	79,592	19	52,165
1,128	MDU RESOURCES GROUP INC	07/14/00	05/16/01	43,254	42	26,300	00	16,954
1,736	MDU RESOURCES GROUP INC	07/17/00	05/16/01	66,568	86	40,140	66	26,428
1,580	MDU RESOURCES GROUP INC	09/06/00	05/16/01	60,586	87	40,058	05	20,528
320	MDU RESOURCES GROUP INC	06/02/00	05/16/01	12,270	76	7,255	20	5,015
19,100	METRIS COMPANIES INC	09/20/00	05/16/01	546,738	31	726,993	75	180,255
18,950	MGM GRAND INC	11/14/00	05/16/01	598,697	66	592,699	15	5,998
5,250	MGM GRAND INC	11/13/00	05/16/01	165,866	10	160,542	38	5,323
11,200	MIRANT CORP	11/02/00	05/16/01	473,122	60	311,240	15	161,882
15,000	MIRANT CORP	12/07/00	05/16/01	633,646	34	321,946	50	311,699
20,000	NATIONWIDE FINANCIAL SERV	12/22/00	05/16/01	874,734	80	861,026	00	13,708
17,300	OCCIDENTAL PETROLEUM CORP.	09/21/00	05/16/01	532,649	19	386,333	22	146,315
31,120	OCEAN ENERGY INC	09/20/00	05/16/01	584,485	62	497,920	00	86,565
16,980	OCEAN ENERGY INC	08/22/00	05/16/01	318,912	78	256,450	64	62,462
4,571	PACIFIC CORPORATION	10/26/00	05/16/01	63,854	73	50,414	93	13,439
15,429	PACIFIC CORPORATION	10/27/00	05/16/01	215,535	91	168,205	42	47,330
4,650	RENAISSANCE HOLDINGS LTD	12/12/00	05/16/01	306,289	00	359,862	10	53,573
11,850	RENAISSANCE HOLDINGS LTD	12/28/00	05/16/01	780,542	93	883,536	00	102,993
22,400	REYNOLDS & REYNOLDS CO - CL A	09/21/00	05/16/01	492,351	22	405,668	48	86,682
24,400	REYNOLDS & REYNOLDS CO - CL A	09/20/00	05/16/01	536,311	14	439,200	00	97,111
13,420	RUBY TUESDAY INC	09/20/00	05/16/01	219,946	43	159,362	50	60,583
32,600	SCI SYSTEMS INC	09/21/00	05/16/01	796,316	41	1,322,083	22	525,766
3,000	UNIVERSAL HEALTH SERVICES INC CLASS B	08/03/00	05/16/01	245,961	80	203,513	10	42,448

CONFIDENTIAL

01/01/2001 TO 12/31/2001

ACCOUNT 0049-00-1/6 (cont )  
 The PEW MEMORIAL TRUST  
 TAXPAYER ID 23-6234669  
 ADMINISTRATOR JULIUS J CIESIELKA  
 INV OFFICER STEVE LEHMAN  
 TAX OFFICER FRANCIS MEHARFFBY

UNITS SECURITY DATE ACQUIRED DATE DISPOSED PROCEEDS BASIS DISPOSED GAIN/(LOSS)

UNITS	SECURITY	DATE ACQUIRED	DATE DISPOSED	PROCEEDS	BASIS DISPOSED	GAIN/(LOSS)
1,800	UNIVERSAL HEALTH SERVICES INC CLASS B	08/04/00	05/16/01	147,577 07	122,501 34	25,075 73
4,200	UNIVERSAL HEALTH SERVICES INC CLASS B	09/20/00	05/16/01	344,346 51	336,000 00	8,346 51
1,000	UNIVERSAL HEALTH SERVICES INC CLASS B	08/09/00	05/16/01	81,987 26	66,793 00	15,194 26
14,100	VISHAY INTERTECHNOLOGY INC	08/22/00	05/16/01	330,201 09	536,691 12	206,490 03
5,600	VISHAY INTERTECHNOLOGY INC	09/20/00	05/16/01	131,143 69	200,900 00	69,756 31
5,700	VIACOM INC CL A	03/26/01	05/16/01	310,676 68	250,501 89	60,174 79
2,200	UNITEHEALTH GROUP INC	04/05/01	05/16/01	133,915 69	132,914 10	1,001 59
0	WASHINGTON MUTUAL INC	10/13/00	05/16/01	18 25	13 27	4 98
15,480	AVNET INC	09/21/00	05/16/01	384,163 61	492,235 36	108,071 75
22,100	AES CORP	03/26/01	05/16/01	925,501 63	1,022,936 07	97,434 44
4,000	ENRON CORP	03/26/01	05/16/01	219,772 66	243,394 40	23,621 74
1,500	SPRINT CORP (PCS GROUP)	03/26/01	05/16/01	35,731 50	29,197 80	6,533 70
14,400	WEYERHAEUSER CO	02/16/01	05/17/01	891,619 66	768,820 31	122,799 35
35,200	WEYERHAEUSER CO	01/04/01	05/17/01	2,179,514 74	1,835,567 36	343,947 38
30,500	PHARMACIA CORPORATION	12/08/00	05/17/01	1,506,649 67	1,802,199 24	295,549 57
4,400	PHARMACIA CORPORATION	04/20/01	05/17/01	217,352 74	214,078 48	3,274 26
3,800	JUNIPER NETWORKS INC	03/26/01	05/17/01	212,048 89	204,592 00	7,456 89
4,600	FED HOME LOAN MTG CORP	03/26/01	05/18/01	280,845 00	279,859 86	985 14
10,800	FED HOME LOAN MTG CORP	03/26/01	05/18/01	659,375 23	657,062 28	2,312 95
5,000,000	US TREASURY N/B DTD	02/27/01	05/21/01	5,321,093 76	5,374,804 68	53,710 92
3,976,000	US TREASURY N/B DTD	03/22/01	05/21/01	4,231,333 75	4,323,123 44	91,789 69
1,024,000	US TREASURY N/B DTD	06/19/00	05/21/01	1,089,760 00	1,047,440 00	42,320 00
1,068,000	US TREASURY BONDS DTD	08/31/00	05/21/01	1,099,539 38	1,101,333 28	1,793 90
2,170,000	U S TREASURY BONDS DTD	07/14/00	05/21/01	2,234,082 81	2,194,751 55	39,331 26
18,500	FED NAT'L MTG ASSN	01/10/01	05/21/01	1,393,680 53	1,460,297 50	66,616 97
2,100	FED NAT'L MTG ASSN	03/14/01	05/21/01	158,201 57	159,963 51	1,761 94
9,800	SPRINT CORP (PCS GROUP)	03/26/01	05/21/01	231,678 95	190,758 96	40,919 99

CONFIDENTIAL

01/01/2001 TO 12/31/2001

ADMINISTRATOR JULIUS J CIESIELKA  
 INV OFFICER STEVE LEHMAN  
 TAX OFFICER FRANCIS MEHAFFEY

ACCOUNT 0049-00-1/6 (cont )  
 The PEW MEMORIAL TRUST  
 TAXPAYER ID 23-6234669

UNITS	SECURITY	ACQUIRED DATE	DISPOSED DATE	PROCEEDS	BASIS DISPOSED	GAIN/(LOSS)
36,600	PHARMACIA CORPORATION	04/20/01 05/22/01	04/20/01 05/22/01	1,818,611 54	1,780,743 72	37,867 82
31,100	WASTE MANAGEMENT	04/20/01 05/22/01	04/20/01 05/22/01	863,751 82	771,230 24	92,521 58
10,900	AMERICAN INTERNATIONAL GROUP INC	03/26/01 05/22/01	03/26/01 05/22/01	308,781 33	283,827 00	24,954 33
6,300	SPRINT CORP (PCS GROUP)	03/26/01 05/22/01	03/26/01 05/22/01	149,093 96	122,630 76	26,463 20
4,800	PRIZER INC	07/19/00 05/23/01	07/19/00 05/23/01	206,719 00	215,400 00	8,681 00-
9,113 42	OCM PRINCIPAL	01/23/01 05/24/01	01/23/01 05/24/01	9,113 42	9,113 42	0 00
276,151	HICKS MUSE TATE & FURST	12/19/00 05/25/01	12/19/00 05/25/01	276,151 00	276,151 00	0 00
6,000,000	EQ FUND V LP	02/27/01 05/25/01	02/27/01 05/25/01	6,044,296 87	6,026,718 75	17,578 12
10,000,000	US TREASURY N/B DTD	02/27/01 05/25/01	02/27/01 05/25/01	9,628,125 00	10,027,734 37	399,609 37-
3,450,000	US TREASURY N/B DTD	02/23/01 05/25/01	02/23/01 05/25/01	3,541,505 86	3,579,375 00	37,869 14-
10,000	SUN MICROSYSTEMS INC	07/18/00 05/29/01	07/18/00 05/29/01	186,302 79	478,125 00	291,822 21-
8,825	BRISTOL MYERS SQUIBB CO	01/10/01 05/30/01	01/10/01 05/30/01	481,313 55	583,678 44	102,364 89-
9,250	BRISTOL MYERS SQUIBB CO	02/26/01 05/30/01	02/26/01 05/30/01	504,492 95	579,990 73	75,497 78-
26,900	BRISTOL MYERS SQUIBB CO	01/10/01 05/30/01	01/10/01 05/30/01	1,467,120 05	1,779,144 48	312,024 43-
28,100	BRISTOL MYERS SQUIBB CO	02/26/01 05/30/01	02/26/01 05/30/01	1,532,567 78	1,761,917 77	229,349 99-
8,300	SPRINT CORP (PCS GROUP)	03/26/01 05/30/01	03/26/01 05/30/01	173,556 33	161,561 16	11,995 17
4,800	SPRINT CORP (PCS GROUP)	03/26/01 05/30/01	03/26/01 05/30/01	99,703 70	93,432 96	6,270 74
9,500	SPRINT CORP (PCS GROUP)	03/26/01 05/30/01	03/26/01 05/30/01	197,330 25	184,919 40	12,410 85
36,200	SUN MICROSYSTEMS INC	05/21/01 05/30/01	05/21/01 05/30/01	601,073 72	802,148 56	201,074 84-
630	BJ'S WHOLESALE CLUB INC	09/20/00 05/31/01	09/20/00 05/31/01	30,705 04	22,050 00	8,655 04
1,000	BJ'S WHOLESALE CLUB INC	08/28/00 05/31/01	08/28/00 05/31/01	48,738 15	33,310 00	15,428 15
3,467	SYSCO CORP	07/31/00 05/31/01	07/31/00 05/31/01	103,259 72	68,943 38	34,316 34

CONFIDENTIAL

Gain/loss period is short disposal method sale

01/01/2001 TO 12/31/2001

ADMINISTRATOR JULIUS J CIRSIELKA  
 INV OFFICER STEVE LEHMAN  
 TAX OFFICER FRANCIS MEHAFFEY

ACCOUNT 0049-00-1/6 (cont )  
 The PEM MEMORIAL TRUST  
 TAXPAYER ID 23-6234669

UNITS	SECURITY	DATE	ACQUIRED	DISPOSED	PROCEEDS	BASIS	DISPOSED	GAIN/(LOSS)
6,533	SYSOC CORP	07/31/00	05/31/01	194,301	88	129,912	62	64,389
7,100	NOVELLUS SYSTEMS INC	04/18/01	05/31/01	321,957	22	369,506	72	47,549
3,300	NOVELLUS SYSTEMS INC	05/08/01	05/31/01	149,642	09	170,000	82	20,358
400	UNITED TECHNOLOGIES CORP	10/30/00	06/01/01	32,867	30	27,574	00	5,293
6,700	UNITED TECHNOLOGIES CORP	12/08/00	06/01/01	550,527	31	509,602	00	40,925
8,881	WILLIAMS COMMUNICATIONS	01/16/01	06/01/01	37,236	13	31,992	30	5,243
30,593	WILLIAMS COMMUNICATIONS	01/18/01	06/01/01	128,257	15	113,978	54	14,278
8,525	TYCO INTERNATIONAL LTD	07/19/00	06/01/01	484,191	89	460,882	81	23,309
8,225	TYCO INTERNATIONAL LTD	08/09/00	06/01/01	467,152	88	441,274	54	25,878
6,725	TYCO INTERNATIONAL LTD	07/31/00	06/01/01	381,957	82	359,180	23	22,777
9,625	GENERAL ELECTRIC CO	07/18/00	06/01/01	473,437	90	507,022	86	33,584
9,000	GENERAL ELECTRIC CO	08/09/00	06/04/01	442,695	20	497,610	90	54,915
7,500	AMERICAN INTERNATIONAL	03/26/01	06/05/01	607,047	74	575,325	00	31,722
3,700	CHECK POINT SOFTWARE TECH	03/26/01	06/05/01	177,690	27	215,525	00	37,834
4,300	PIZZER INC	03/26/01	06/05/01	184,775	58	168,611	60	16,163
1,600	CHECK POINT SOFTWARE TECH	03/26/01	06/05/01	75,808	19	93,200	00	17,391
4,200	CHECK POINT SOFTWARE TECH	03/26/01	06/05/01	206,899	37	244,650	00	37,750
1,600	CHECK POINT SOFTWARE TECH	04/09/01	06/05/01	78,818	81	79,080	16	261
9,154	MCGRAW HILL INC	02/13/01	06/07/01	622,235	17	568,958	63	53,276
27,600	NATIONAL CITY CORP	01/10/01	06/08/01	782,905	74	782,874	00	31
3,400	NATIONAL CITY CORP	12/21/00	06/08/01	96,444	91	93,244	66	3,200
25,300	BBAT CORP	01/10/01	06/08/01	901,666	90	924,841	50	23,174
13,600	APACHE CORP	03/26/01	06/08/01	740,114	50	805,798	64	65,684
2,400	APACHE CORP	04/05/01	06/08/01	130,608	44	131,813	04	1,204
3,425,000	TBA FNMA 30 YR DTD	05/10/01	06/08/01	3,554,374	02	3,546,480	47	7,893
105,966	DOUGHTY HANSON & CO	04/09/01	06/14/01	105,966	00	105,966	00	0
27,300	MGIC INVESTMENT CORP	04/16/01	06/14/01	1,974,594	92	1,774,096	78	201,498
1,100	MGIC INVESTMENT CORP	01/29/01	06/14/01	79,562	43	64,740	94	14,821
10,211	MONSANTO CO	04/20/01	06/14/01	383,614	40	365,093	28	18,521
34,500	BEAR STEARNS COS INC	03/15/01	06/14/01	1,812,465	96	1,647,181	80	165,284
11,900	EMC CORP	03/26/01	06/14/01	345,391	91	436,305	17	90,913

CONFIDENTIAL

ACCOUNT 0049-00-1/6 (cont )  
 The FRM MEMORIAL TRUST  
 TAXPAYER ID 23-6234669  
 ADMINISTRATOR JULIUS J CIESIELKA  
 INV OFFICER STEVE LEHMAN  
 TAX OFFICER FRANCIS MEHAFFEY

UNITS SECURITY ACQUIRED DATE DISPOSED DATE PROCEEDS BASIS DISPOSED GAIN/(LOSS)

UNITS	SECURITY	ACQUIRED DATE	DISPOSED DATE	PROCEEDS	BASIS DISPOSED	GAIN/(LOSS)
4,275	CISCO SYSTEMS	10/25/00	06/19/01	72,458 83	224,971 87	152,513 04-
17,475	CISCO SYSTEMS	10/26/00	06/19/01	296,191 36	903,239 06	607,047 70-
6,925	FED NAT'L MTG ASSN	03/14/01	06/19/01	568,797 03	527,498 72	41,298 31
200	KRAFT FOODS INC-A	06/12/01	06/19/01	6,068 80	6,200 00	131 20-
2,100	KRAFT FOODS INC-A	06/12/01	06/19/01	63,722 36	65,100 00	1,377 64-
3,300	KRAFT FOODS INC-A	06/12/01	06/19/01	100,340 07	102,300 00	1,959 93-
700	KRAFT FOODS INC-A	06/12/01	06/19/01	21,227 77	21,700 00	472 23-
4,000	KRAFT FOODS INC-A	06/12/01	06/19/01	121,674 33	124,000 00	2,325 67-
21,800	JDS UNIPHASE CORP	02/14/01	06/15/01	259,308 89	846,895 12	587,586 23-
11,400	JDS UNIPHASE CORP	11/01/00	06/15/01	135,601 90	768,833 70	633,231 80-
15,750	JDS UNIPHASE CORP	03/23/01	06/15/01	187,344 72	378,984 37	191,639 65-
49,000	JDS UNIPHASE CORP	05/23/01	06/15/01	582,850 26	1,103,166 40	520,316 14-
11,058	ELECTRONICS NY SHR	07/31/00	06/15/01	273,966 06	508,536 89	234,570 83-
11,500	KONINKLIJKE PHILIPS	08/09/00	06/15/01	284,916 78	510,961 10	226,044 32-
13,000	KONINKLIJKE PHILIPS	10/20/00	06/15/01	322,079 83	499,144 10	177,064 27-
7,967	KONINKLIJKE PHILIPS	07/18/00	06/15/01	197,385 39	412,672 53	215,287 14-
19,900	NORTEL NETWORKS CORP	05/23/01	06/15/01	175,910 08	304,669 00	128,758 92-
31,625	NORTEL NETWORKS CORP	03/01/01	06/15/01	279,555 60	568,225 35	288,669 75-
25,325	NORTEL NETWORKS CORP	01/26/01	06/15/01	223,865 47	932,474 10	708,608 63-
8,025	NORTEL NETWORKS CORP	01/11/01	06/15/01	70,938 61	261,294 00	190,355 39-
8,875	NORTEL NETWORKS CORP	10/26/00	06/15/01	78,452 36	382,712 18	304,259 82-
10,775	NORTEL NETWORKS CORP	10/25/00	06/15/01	95,247 80	501,684 00	406,436 20-
5,800	NORTEL NETWORKS CORP	07/31/00	06/15/01	51,270 28	419,760 50	368,490 22-
75	NORTEL NETWORKS CORP	07/18/00	06/15/01	662 98	5,812 31	5,149 33-
30,589	MONSANTO CO	04/20/01	06/15/01	1,145,244 44	1,093,706 64	51,537 80
2,134 75	REALTY PARTNERS LP	11/16/00	06/15/01	2,134 75	2,134 75	0 00
2,500	KRAFT FOODS INC-A	06/12/01	06/13/01	70,175 16	69,750 00	425 16
2,500	KRAFT FOODS INC-A	06/12/01	06/13/01	77,972 40	77,500 00	472 40
2,500	KRAFT FOODS INC-A	06/12/01	06/13/01	77,972 39	77,500 00	472 39
2,250	KRAFT FOODS INC-A	06/12/01	06/13/01	70,175 15	69,750 00	425 15
2,500	KRAFT FOODS INC-A	06/13/01	06/13/01	77,972 39	77,500 00	472 39
2,500	KRAFT FOODS INC-A	06/12/01	06/13/01	77,972 40	77,500 00	472 40
2,250	KRAFT FOODS INC-A	06/12/01	06/13/01	70,175 16	69,750 00	425 16
6,000	EMC CORP	03/26/01	06/14/01	174,147 18	219,985 80	45,838 62-

Gain/loss period is short  
 Disposal method sale

CONFIDENTIAL

01/01/2001 TO 12/31/2001

ACCOUNT 0049-00-1/6 (cont )  
 The PEW MEMORIAL TRUST  
 TAXPAYER ID 23-6234669

ADMINISTRATOR JULIUS J CIRSIELKA  
 INV OFFICER STEVE LEHMAN  
 TAX OFFICER FRANCIS MEHAFFEY

UNITS SECURITY ACQUIRED DATE DISPOSED DATE PROCEEDS BASIS DISPOSED GAIN/(LOSS)

3,300	KRAFT FOODS INC-A	06/12/01	06/19/01	100,262	86	102,300	00	2,037	14-
3,900	RELIANT RESOURCES INC	05/21/01	06/19/01	107,488	20	140,755	29	33,267	09-
1,500	RELIANT RESOURCES INC	05/18/01	06/19/01	41,341	62	52,594	65	11,253	03-
1,613	WORLDKOM INC-MCI GROUP	08/08/00	06/20/01	26,261	98	56,401	33	30,139	35-
228	WORLDKOM INC-MCI GROUP	10/23/00	06/20/01	3,712	17	5,861	99	2,149	82-
1,784	WORLDKOM INC-MCI GROUP	10/30/00	06/20/01	29,046	10	40,987	96	11,941	86-
3,488	WORLDKOM INC-MCI GROUP	02/21/01	06/20/01	56,789	69	55,490	35	1,299	34-
1,200	KRAFT FOODS INC-A	06/12/01	06/20/01	36,313	66	37,200	00	886	34-
100	KRAFT FOODS INC-A	06/13/01	06/20/01	3,026	14	3,100	00	73	86-
100	KRAFT FOODS INC-A	06/12/01	06/20/01	3,026	14	3,100	00	73	86-
100	VIAKOM INC CL A	03/26/01	06/22/01	5,324	56	4,394	77	929	79-
700	ENRON CORP	03/26/01	06/21/01	31,026	04	42,594	02	11,567	98-
3,100	ENRON CORP	03/26/01	06/21/01	136,713	80	188,630	66	51,916	86-
1,900	RELIANT RESOURCES INC	05/18/01	06/21/01	47,674	53	66,619	89	18,945	36-
3,100	RELIANT RESOURCES INC	05/30/01	06/21/01	77,784	77	103,296	65	25,511	88-
400	VIAKOM INC CL A	03/26/01	06/21/01	21,442	36	17,579	08	3,863	28-
1,100	VIAKOM INC CL A	03/26/01	06/21/01	58,966	50	48,342	47	10,624	03-
3,700	WEATHERFORD INTERNATIONAL	03/26/01	06/21/01	181,971	39	201,103	88	19,132	49-
300	THE WILLIAMS COMPANIES INC	04/02/01	06/21/01	10,082	27	12,087	75	2,005	48-
1,700	THE WILLIAMS COMPANIES INC	04/02/01	06/21/01	57,132	88	68,497	23	11,364	35-
2,600	THE WILLIAMS COMPANIES INC	03/30/01	06/21/01	87,379	70	102,694	70	15,315	00-
5,150	SCHLUMBERGER LTD	08/09/00	06/26/01	277,865	66	419,183	22	141,317	56-
12,900	WORLDKOM INC-WORLDKOM GROUP	07/31/00	06/26/01	176,887	93	477,608	03	300,720	10-
13,400	WORLDKOM INC-WORLDKOM GROUP	08/09/00	06/26/01	183,744	05	455,907	40	272,163	35-
1,100	WORLDKOM INC-WORLDKOM GROUP	09/20/00	06/26/01	15,083	47	29,139	36	14,055	89-
53,500	WORLDKOM INC-WORLDKOM GROUP	11/01/00	06/26/01	733,604	98	988,851	32	255,246	34-
9,866	CITIGROUP INC	07/19/00	06/26/01	511,746	20	493,487	50	18,258	70-
3,965	CITIGROUP INC	07/31/00	06/26/01	205,652	46	204,841	53	810	93-
200	RELIANT RESOURCES INC	04/30/01	06/26/01	4,805	16	6,000	00	1,194	84-
200	RELIANT RESOURCES INC	04/30/01	06/26/01	4,805	16	6,000	00	1,194	84-

CONFIDENTIAL

ACCOUNT 0049-00-1/6 (cont )  
 The PEM MEMORIAL TRUST  
 TAXPAYER ID 23-6234669

ADMINISTRATOR JULIUS J CIESIELKA  
 INV OFFICER STEVE LEHMAN  
 TAX OFFICER FRANCIS MEHAFFEY

01/01/2001 TO 12/31/2001

UNITS	SECURITY	DATE	ACQUIRED	DATE	DISPOSED	PROCEEDS	BASIS	GAIN/(LOSS)
2,600	RELIANT RESOURCES INC	05/30/01	06/26/01	62,467	07	86,635	90	24,168
1,700	RELIANT RESOURCES INC	04/30/01	06/26/01	40,843	85	51,000	00	10,156
3,600	THE WILLIAMS COMPANIES INC	03/26/01	06/26/01	116,408	23	135,883	46	19,475
2,100	THE WILLIAMS COMPANIES INC	03/26/01	06/26/01	68,006	85	79,265	35	11,258
3,600	THE WILLIAMS COMPANIES INC	03/26/01	06/26/01	116,408	23	135,883	46	19,475
1,800	RELIANT RESOURCES INC	05/30/01	06/25/01	44,866	74	59,978	70	15,111
3,500	RELIANT RESOURCES INC	05/30/01	06/25/01	87,240	88	116,625	25	29,384
1,700	THE WILLIAMS COMPANIES INC	03/30/01	06/25/01	54,851	90	67,146	53	12,294
2,900	THE WILLIAMS COMPANIES INC	03/26/01	06/25/01	93,570	88	109,461	68	15,890
41,700	STARWOOD HOTELS & RESORTS WORLDWIDE	02/14/01	06/27/01	1,515,798	54	1,563,316	32	47,517
4,102	STARWOOD HOTELS & RESORTS WORLDWIDE	06/27/00	06/27/01	149,108	04	129,573	97	19,534
516	WORLD.COM INC-MCI GROUP	07/31/00	06/27/01	8,544	67	19,330	93	10,786
536	WORLD.COM INC-MCI GROUP	08/09/00	06/27/01	8,875	86	18,452	60	9,576
44	WORLD.COM INC-MCI GROUP	09/20/00	06/27/01	728	62	1,179	40	450
2,140	WORLD.COM INC-MCI GROUP	11/01/00	06/27/01	35,437	19	40,023	22	4,586
28,800	CVS CORP	11/17/00	06/27/01	1,052,676	81	1,490,328	00	437,651
36,700	CVS CORP	05/07/01	06/27/01	1,341,431	91	1,946,322	11	604,890
5,100	RELIANT RESOURCES INC	04/30/01	06/27/01	125,204	38	153,000	00	27,795
7,700	NOKIA CORP	05/15/01	06/27/01	166,184	31	239,897	35	73,713
3,400	NOKIA CORP	04/18/01	06/27/01	73,380	09	98,746	88	25,366
4,200	GEMSTAR-TV GUIDE INTERNATIONAL INC	04/30/01	06/27/01	160,255	31	176,628	90	16,373
12,042	74 OCM PRINCIPAL OPPORTUNITIES FD II LP	01/23/01	06/28/01	12,042	74	12,042	74	0
3,940,000	U.S. TREASURY NOTES DTD 8/16/1999 6 125%	11/20/00	06/28/01	4,118,685	15	4,111,759	37	6,925
1,560,000	U.S. TREASURY NOTES DTD 8/15/2029 8/16/1999 6 125%	11/10/00	06/28/01	1,630,748	44	1,599,425	88	31,322
5,000,000	US TREASURY N/B DTD 2/15/2001 5% 2/15/2011	02/27/01	06/28/01	4,875,781	25	5,013,867	19	138,085

CONFIDENTIAL

01/01/2001 TO 12/31/2001

ADMINISTRATOR JULIUS J CIESIELKA  
 INV OFFICER STEVE LEHMAN  
 TAX OFFICER FRANCIS MEHAFFEY

ACCOUNT 0049-00-1/6 (cont )  
 The PEM MEMORIAL TRUST  
 TAXPAYER ID 23-6234669

UNITS	SECURITY	DATE	ACQUIRED DISPOSED	PROCEEDS	BASIS DISPOSED	GAIN/(LOSS)
6,800	NOKIA CORP	04/18/01	06/28/01	146,017 63	197,493 76	51,476 13-
15,200	NOKIA CORP	04/18/01	06/28/01	326,392 36	419,976 00	93,583 64-
600	NOKIA CORP	04/18/01	06/28/01	12,883 91	17,425 92	4,542 01-
4,100	RELIANT RESOURCES INC	04/30/01	06/28/01	101,060 80	123,000 00	21,939 20-
4,000	UNITEHEALTH GROUP INC	04/05/01	06/28/01	250,560 84	241,662 00	8,898 84
100	UNITEHEALTH GROUP INC	04/04/01	06/28/01	6,264 02	6,013 34	250 68
146,480	OLYMPUS REAL ESTATE FUND III LP	11/21/00	06/29/01	146,480 00	146,480 00	0 00
3,100	UNITEHEALTH GROUP INC	04/04/01	06/29/01	192,576 42	186,413 54	6,162 88
200	UNITEHEALTH GROUP INC	04/09/01	06/29/01	43,485 00	42,080 50	1,404 50
700	UNITEHEALTH GROUP INC	04/09/01	06/29/01	12,424 28	11,947 04	477 24
1,700	RELIANT RESOURCES INC	04/30/01	06/29/01	41,588 25	51,000 00	9,411 75-
100	RELIANT RESOURCES INC	04/30/01	06/29/01	2,446 37	3,000 00	553 63-
5,300	THE GAP INC	05/17/01	07/02/01	151,744 00	183,599 42	31,855 42-
4,800	THE GAP INC	05/17/01	07/02/01	137,428 53	166,278 72	28,850 19-
400	THE GAP INC	05/17/01	07/03/01	11,310 30	13,856 56	2,546 26-
5,300	THE GAP INC	05/30/01	07/03/01	149,861 50	166,876 86	17,015 36-
900	THE GAP INC	05/30/01	07/03/01	25,448 18	28,337 58	2,889 40-
3,500	THE GAP INC	05/30/01	07/05/01	97,329 30	110,201 70	12,872 40-
1,300	THE GAP INC	05/31/01	07/05/01	36,150 88	40,330 42	4,179 54-
12,200	FLEETBOSTON FINANCIAL CORPORATION	08/09/00	07/09/01	468,557 07	485,156 18	16,599 11-
16,500	FLEETBOSTON FINANCIAL CORPORATION	09/20/00	07/09/01	633,704 24	657,896 25	24,192 01-
3,000	FLEETBOSTON FINANCIAL CORPORATION	07/19/00	07/09/01	115,218 95	108,375 00	6,843 95
3,425,000	TBA FMMA 30 YR DTD 7/1/2002 8% 7/1/2032	06/08/01	07/11/01	3,554,240 24	3,551,296 88	2,943 36
33,800	AES CORP	11/29/00	07/12/01	1,333,027 45	1,774,500 00	441,472 55-
19,191	AES CORP	05/10/01	07/12/01	756,867 75	831,567 14	74,699 39-
3,300	PFIZER INC	03/26/01	07/12/01	123,877 86	129,399 60	5,521 74-
5,000	PFIZER INC	03/26/01	07/12/01	190,395 64	196,060 00	5,664 36-
4,300	PFIZER INC	03/26/01	07/12/01	162,593 91	168,611 60	6,017 69-
900	VIACOM INC CL A	03/26/01	07/12/01	44,907 42	39,552 93	5,354 49-

CONFIDENTIAL



01/01/2001 TO 12/31/2001

ADMINISTRATOR JULIUS J CIESIELKA  
 INV OFFICER STEVE LEHMAN  
 TAX OFFICER FRANCIS MEHARFFY

ACCOUNT 0049-00-1/6 (cont )  
 The PEM MEMORIAL TRUST  
 TAXPAYER ID 23-6234669

UNITS	SECURITY	DATE ACQUIRED	DATE DISPOSED	PROCEEDS	BASIS DISPOSED	GAIN/(LOSS)
2,846	MCGRAW HILL INC	02/13/01	06/06/01	193,635 35	176,890 57	16,744 78
7,627 7509	WILLIAMS COMMUNICATIONS GRP	01/16/01	06/06/01	30,357 41	27,474 87	2,882 54
19,901 2491	WILLIAMS COMMUNICATIONS GRP	01/18/01	06/06/01	79,204 26	74,144 69	5,059 57
1,200	CHECK POINT SOFTWARE TECH	03/26/01	06/06/01	59,062 03	69,900 00	10,837 97
39,702 9	NATURAL GAS PARTNERS VI LP	06/16/00	06/06/01	46,676 35	39,702 90	6,973 45
48,677 62	NATURAL GAS PARTNERS VI LP	06/29/00	06/06/01	57,227 39	48,677 62	8,549 77
56,718 43	NATURAL GAS PARTNERS VI LP	09/07/00	06/06/01	66,680 50	56,718 43	9,962 07
51,168 93	NATURAL GAS PARTNERS VI LP	10/03/00	06/06/01	60,156 28	51,168 93	8,987 35
26,909	AES CORP	05/10/01	07/13/01	1,060,962 17	1,165,996 57	105,034 40-
2,100	ADVANCED MICRO DEVICES INC	05/16/01	07/13/01	44,601 66	64,914 36	20,312 70-
2,000	ADVANCED MICRO DEVICES INC	05/16/01	07/13/01	42,477 78	61,823 20	19,345 42-
7,300	ADVANCED MICRO DEVICES INC	05/16/01	07/13/01	154,191 28	225,654 68	71,463 40-
1,700	VIACOM INC CL A	03/26/01	07/13/01	83,167 17	74,711 09	8,456 08
4,300	GENERAL ELECTRIC CO.	08/09/00	07/16/01	202,695 22	237,747 43	35,052 21-
2,000	JOHNSON & JOHNSON	08/09/00	07/16/01	105,969 64	95,923 90	10,045 74
1,000	MELTON FINANCIAL CORP	10/30/00	07/16/01	42,581 08	44,935 00	2,353 92-
3,700	MELTON FINANCIAL CORP	07/19/00	07/16/01	157,549 99	137,131 25	20,418 74
8,609	AES CORP	09/20/00	07/16/01	331,853 79	537,007 04	205,153 25-
3,500	ADVANCED MICRO DEVICES INC	05/16/01	07/16/01	72,126 64	108,190 60	36,063 96-
1,100	ADVANCED MICRO DEVICES INC	07/03/01	07/16/01	22,668 37	32,753 38	10,085 01-
1,400	ADVANCED MICRO DEVICES INC	07/03/01	07/16/01	27,961 96	41,686 12	13,724 16-
800	ADVANCED MICRO DEVICES INC	07/03/01	07/16/01	15,978 26	23,820 64	7,842 38-
300	ADVANCED MICRO DEVICES INC	07/05/01	07/16/01	5,991 85	8,722 53	2,730 68-
1,700	ADVANCED MICRO DEVICES INC	07/05/01	07/16/01	34,247 22	49,427 67	15,180 45-

CONFIDENTIAL

Gain/loss period is short disposal method sale

ACCOUNT 0049-00-1/6 (cont )  
 The PEM MEMORIAL TRUST  
 TAXPAYER ID 23-6234669

ADMINISTRATOR JULIUS J CIESIELKA  
 INV OFFICER STEVE LEHMAN  
 TAX OFFICER FRANCIS MEHAFFEY

UNITS SECURITY DATE DATE ACQUIRED DISPOSED PROCEEDS BASIS DISPOSED GAIN/(LOSS)

Gain/loss period is short Disposal method sale

27,100	SBC COMMUNICATIONS INC	10/26/00	07/17/01	1,184,298	16	1,489,765	58	305,467	42-
200	SBC COMMUNICATIONS INC	10/30/00	07/17/01	8,740	21	11,524	50	2,784	29-
6,300	SBC COMMUNICATIONS INC	09/08/00	07/17/01	275,316	55	279,962	55	4,646	00-
5,500	TRANSOCEAN SEDCO FOREX INC	07/18/00	07/17/01	187,064	70	287,098	34	100,033	64-
5,700	TRANSOCEAN SEDCO FOREX INC	07/31/00	07/17/01	193,867	05	291,042	00	97,174	95-
5,900	TRANSOCEAN SEDCO FOREX INC	08/09/00	07/17/01	200,669	41	314,631	66	113,962	25-
1,600	TRANSOCEAN SEDCO FOREX INC	09/20/00	07/17/01	54,418	82	97,856	16	43,437	34-
16,900	TRANSOCEAN SEDCO FOREX INC	10/30/00	07/17/01	574,798	81	894,070	84	319,272	03-
700	ADVANCED MICRO DEVICES INC	07/05/01	07/17/01	13,795	41	20,352	57	6,557	16-
500	VIACOM INC CL A	03/26/01	07/17/01	24,378	08	21,973	85	2,404	23
1,100	ADVANCED MICRO DEVICES INC	07/05/01	07/17/01	21,424	09	31,982	61	10,558	52-
11,170	DARDEN RESTAURANTS INC	06/27/01	07/18/01	353,984	38	302,870	08	51,114	30
7,100	SEI INVESTMENTS CO	05/22/01	07/18/01	352,870	97	310,689	61	42,181	36
8,400	FLEETBOSTON FINANCIAL CORPORATION	07/19/00	07/18/01	309,538	06	303,450	00	6,088	06
11,800	FLEETBOSTON FINANCIAL CORPORATION	07/31/00	07/18/01	434,827	27	418,711	21	16,116	06
6,600	SIEBEL SYSTEMS INC	05/31/01	07/18/01	246,831	77	302,542	02	55,710	25-
4,125	KIMBERLY CLARK CORP	07/19/00	07/19/01	232,410	01	235,898	44	3,488	43-
3,975	KIMBERLY CLARK CORP	07/31/00	07/19/01	223,958	73	235,541	01	11,582	28-
3,925	KIMBERLY CLARK CORP	08/09/00	07/19/01	221,141	64	226,074	50	4,932	86-
17,200	CVS CORP	12/08/00	07/19/01	698,124	67	932,315	68	234,191	01-
10,150	CVS CORP	05/07/01	07/19/01	411,974	74	538,559	00	126,584	26-
7,225	HCA - THE HEALTHCARE COMPANY	07/31/00	07/19/01	325,733	28	247,902	76	77,830	52
4,150	HCA - THE HEALTHCARE COMPANY	07/19/00	07/19/01	187,099	40	130,206	25	56,893	15
12,375	PHARMACIA CORPORATION	12/08/00	07/19/01	536,347	96	733,665	48	197,317	52-
10,055	THE PMI GROUP INC	03/15/01	07/19/01	663,409	75	560,645	69	102,764	06
19,645	THE PMI GROUP INC	03/16/01	07/19/01	1,296,139	69	1,116,474	46	179,665	23
4,400	VERITAS SOFTWARE CORP	05/21/01	07/19/01	159,272	49	346,581	40	187,308	91-

CONFIDENTIAL

01/01/2001 TO 12/31/2001

ADMINISTRATOR JULIUS J CIRSIELKA  
 INV OFFICER STEVE LEHMAN  
 TAX OFFICER FRANCIS MEHAFFEY

ACCOUNT 0049-00-1/6 (cont )  
 The PEM MEMORIAL TRUST  
 TAXPAYER ID 23-6234669

UNITS	SECURITY	DATE ACQUIRED	DATE DISPOSED	PROCEEDS	BASIS DISPOSED	GAIN/LOSS
4,695	DARDEN RESTAURANTS INC	11/28/00	07/20/01	148,234	97	25,636
15,630	DARDEN RESTAURANTS INC	06/27/01	07/20/01	493,485	12	69,683
19,305	DARDEN RESTAURANTS INC	11/22/00	07/20/01	609,515	69	106,427
2,831	DARDEN RESTAURANTS INC	11/27/00	07/20/01	89,383	00	15,709
11,700	SBC COMMUNICATIONS INC	11/01/00	07/20/01	505,343	53	154,284
3,850	SBC COMMUNICATIONS INC	10/11/00	07/20/01	166,288	25	24,810
19,900	SBC COMMUNICATIONS INC	09/08/00	07/20/01	859,515	91	24,810
3,950	EMERSON ELECTRIC CO	07/20/00	07/20/01	217,172	83	38,767
3,875	EMERSON ELECTRIC CO	07/27/00	07/20/01	213,049	29	35,545
1,098	EMERSON ELECTRIC CO	07/31/00	07/20/01	60,368	55	8,253
1,252	EMERSON ELECTRIC CO	07/31/00	07/20/01	68,835	54	8,363
975	EMERSON ELECTRIC CO	08/09/00	07/20/01	53,605	95	12,143
1,500	EMERSON ELECTRIC CO	08/09/00	07/20/01	82,470	69	18,834
3,575	COMPUTER ASSOC INTERNATIONAL INC	02/09/01	07/20/01	120,810	94	4,023
32,300	COMPUTER ASSOC INTERNATIONAL INC	05/24/01	07/20/01	1,091,522	64	64,786
7,369	DARDEN RESTAURANTS INC	11/27/00	07/23/01	233,515	78	41,745
13,150	SEI INVESTMENTS CO	02/09/01	07/23/01	627,170	94	28,845
9,425	SEI INVESTMENTS CO	01/24/01	07/23/01	258,737	82	37,128
5,500	AES CORP	11/29/00	07/23/01	332,553	47	166,196
10,850	MERRILL LYNCH & CO INC	11/27/00	07/23/01	574,379	79	90,280
10,000	HOUSEHOLD INTERNATIONAL INC	02/09/01	07/23/01	677,013	35	85,918
6,700	SIEBEL SYSTEMS INC	05/31/01	07/23/01	214,124	86	93,001
99,218	HICKS MUSE TATE & FURST EQ FUND A LP	02/02/01	07/25/01	99,218	00	0
9,275	THE WILLIAMS COMPANIES INC	01/16/01	07/25/01	289,988	95	17,595
24,200	THE WILLIAMS COMPANIES INC	01/18/01	07/25/01	756,628	85	73,463
2,804	GPU INC	10/11/00	07/25/01	100,491	97	10,134
20,221	GPU INC	10/11/00	07/26/01	725,855	03	74,245
3,575	GPU INC	01/24/01	07/26/01	128,328	56	16,601
31,000	CAREMARK RX INC	05/22/01	07/26/01	536,179	69	88,018
7,100	GENERAL ELECTRIC CO	03/26/01	07/26/01	308,875	89	20,123
1,000	BOISE CASCADE CORP	05/22/01	07/26/01	35,208	22	1,261

CONFIDENTIAL

01/01/2001 TO 12/31/2001

ADMINISTRATOR JULIUS J CIESIELKA  
INV OFFICER STEVE LEHMAN  
TAX OFFICER FRANCIS MEHAFFEY

ACCOUNT 0049-00-1/6 (cont )  
The PEM MEMORIAL TRUST  
TAXPAYER ID 23-6234669

UNITS	SECURITY	DATE ACQUIRED	DATE DISPOSED	PROCEEDS	BASIS DISPOSED	GAIN/(LOSS)
19,900	COMPUTER ASSOC INTERNATIONAL INC	07/27/01	05/22/01	696,814 95	644,572 94	52,242 01
20,200	WASTE MANAGEMENT EQUITY RESIDENTIAL PROPS	07/27/01	12/20/00	623,932 88	499,713 66	124,219 22
900	TR	07/27/01	10/30/00	50,935 78	41,904 00	9,031 78
26,375	GPU INC	07/27/01	08/24/01	946,524 93	824,276 77	122,248 16
13,800	PHILIP MORRIS COS INC	07/27/01	03/27/01	599,458 82	622,509 72	23,050 90-
3,875	ALTEL CORP	07/27/01	07/31/00	839 64	1,248 64	408 97-
1,550	AGERE SYSTEMS INC-A	07/27/01	03/27/01	8,648 69	9,300 00	651 31-
1,825	ALTEL CORP	07/27/01	08/09/00	112,726 47	114,090 24	1,363 77-
100	AMERICAN EXPRESS CO	07/27/01	12/22/00	3,937 85	5,348 88	1,411 03-
1,300	ANADARKO PETROLEUM CORP	07/27/01	02/06/01	75,137 46	82,183 27	7,045 81-
1,500	APPLIED MATERIALS INC	07/27/01	10/26/00	70,372 84	75,581 40	5,208 56-
425	BANK OF AMERICA CORP	07/27/01	07/23/01	27,135 32	26,673 30	462 02
1,950	CHARTR ONE FINL INC	07/27/01	07/20/01	61,717 56	62,119 20	401 64-
1,000	CHEVRONTXACO CORPORATION	07/27/01	08/09/00	90,946 95	82,947 00	7,999 95
225	CIGNA CORP	07/27/01	01/10/01	22,355 23	27,680 67	5,325 44-
1,450	DARDEEN RESTAURANTS INC	07/27/01	11/27/00	42,556 07	37,734 66	4,821 41
1,300	DELL COMPUTER	07/27/01	08/09/00	35,289 65	53,787 50	18,497 85-
1,800	DUKE ENERGY CORP	07/27/01	07/31/00	69,135 67	56,127 69	13,007 98
1,300	EMC CORP	07/27/01	03/01/01	25,986 12	51,415 00	25,428 88-
525	HOME DEPOT INC	07/27/01	01/31/01	25,871 10	24,888 89	982 21
275	JDS UNIPHASE CORP	07/27/01	09/14/00	2,293 41	29,493 75	27,200 34-
950	JOHNSON & JOHNSON	07/27/01	07/19/01	50,623 79	52,002 53	1,378 74-
1,700	LABORATORY CORP OF AMERICAN HLDS	07/27/01	05/31/01	151,872 91	116,875 00	34,997 91
475	LEXMARK INTL GROUP INC	07/27/01	06/19/01	22,386 00	27,641 06	5,255 06-
1,850	LOCKHEED MARTIN CORP	07/27/01	09/26/00	72,554 56	56,518 24	16,036 32
1,050	MGIC INVESTMENT CORP	07/27/01	01/29/01	77,791 89	61,798 17	15,993 72
950	MICRON TECHNOLOGY INC	07/27/01	05/09/01	39,034 17	39,312 52	278 35-
100	MICROSOFT CORP	07/27/01	07/31/00	6,580 77	7,075 00	494 23-
875	MONSANTO CO	07/27/01	04/19/01	29,888 99	30,313 15	424 16-
1,125	MORGAN ST DEAN WITTER & CO	07/27/01	02/02/01	67,767 71	101,007 00	33,239 29-
1,525	MOTOROLA INC	07/27/01	07/27/01	29,187 51	29,292 81	105 30-
750	NATIONAL CITY CORP	07/27/01	01/10/01	23,616 70	21,273 75	2,342 95
1,675	OCCIDENTAL PETROLEUM CORP	07/27/01	09/18/00	46,055 09	40,724 78	5,330 31
225	PEPSI BOTTLING GROUP INC	07/27/01	07/19/01	9,681 41	9,754 92	73 51-

Gain/loss period is short  
Disposal method is sale

CONFIDENTIAL

01/01/2001 TO 12/31/2001

ADMINISTRATOR JULIUS J CIESIELKA  
INV OFFICER STEVE LEHMAN  
TAX OFFICER FRANCIS MEHAFFEY

ACCOUNT 0049-00-1/6 (cont )  
The PEW MEMORIAL TRUST  
TAXPAYER ID 23-6234669

UNITS	SECURITY	DATE ACQUIRED	DATE DISPOSED	PROCEEDS	BASIS DISPOSED	GAIN/(LOSS)
325	PHARMACIA CORPORATION	12/08/00	07/27/01	13,603 31	19,267 98	5,664 67-
275	PROCTER & GAMBLE CO	07/19/01	07/27/01	19,356 60	19,057 50	299 10
1,100	QUALCOMM CORP	09/06/00	07/27/01	70,251 12	68,543 31	1,707 81
425	SAFEWAY STORES INC	08/09/00	07/27/01	18,656 86	20,377 69	1,720 83-
350	SBC COMMUNICATIONS INC	10/11/00	07/27/01	15,458 96	17,334 13	1,875 17-
2,000	SEI INVESTMENTS CO	01/24/01	07/27/01	93,731 05	81,699 20	12,031 85
1,475	TYCO INTERNATIONAL LTD	07/31/00	07/27/01	78,600 10	78,779 31	179 21-
1,625	WAL MART STORES INC	07/31/00	07/27/01	90,522 13	93,128 75	2,606 62-
1,125	WASHINGTON MUTUAL INC	10/13/00	07/27/01	45,440 38	29,853 37	15,587 01
500	BOISE CASCADE CORP	05/22/01	07/27/01	17,608 00	18,235 00	626 29-
400	ENRON CORP	03/26/01	07/27/01	18,301 74	24,339 44	6,037 70-
300	GEMSTAR-TV GUIDE INTERNATIONAL INC	04/30/01	07/27/01	12,356 35	12,616 35	260 00-
3,100	GEMSTAR-TV GUIDE INTERNATIONAL INC	04/04/01	07/27/01	127,682 26	74,378 61	53,303 65
2,400	JOHNSON & JOHNSON	06/14/01	07/27/01	127,129 28	122,797 44	4,331 84
2,400	JOHNSON & JOHNSON	06/05/01	07/27/01	127,129 27	122,116 44	5,012 83
800	PIZZER INC	03/26/01	07/27/01	31,957 97	31,369 60	588 37
4,600	ENRON CORP	03/26/01	07/27/01	210,470 11	279,903 56	69,433 45-
8,500	PIZZER INC	03/26/01	07/27/01	339,553 46	333,302 00	6,251 46
106,450 69	DLJ MERCHANT BANKING III LP	07/30/01	07/30/01	106,450 69	106,450 69	0 00
800	AUTOZONE INC	06/01/01	07/30/01	38,738 70	26,808 00	11,930 70
6,500	ENRON CORP	03/26/01	07/30/01	296,524 00	395,515 90	98,991 90-
500	BOISE CASCADE CORP	05/22/01	07/31/01	17,929 95	18,235 00	305 05-
600	AUTOZONE INC	06/01/01	07/31/01	28,401 85	20,106 00	8,295 85
2,200	SIEBEL SYSTEMS INC	05/31/01	07/31/01	76,375 29	100,847 34	24,472 05-
3,300	SIEBEL SYSTEMS INC	06/19/01	07/31/01	114,562 94	136,808 76	22,245 82-
1,200	SIEBEL SYSTEMS INC	06/19/01	07/31/01	41,659 25	49,713 00	8,053 75-
600	SYSCO CORP	07/27/01	08/01/01	15,546 68	16,788 00	1,241 32-
4,625	QUAKER OATS CO	08/09/00	08/01/01	465,447 71	317,080 29	148,367 42
1,125	QUAKER OATS CO	07/27/01	08/01/01	113,217 01	99,067 50	14,149 51
10,400	QUAKER OATS CO	07/18/01	08/01/01	1,046,628 35	914,686 24	131,942 11
9,900	QUAKER OATS CO	07/20/01	08/01/01	996,309 68	872,744 40	123,565 28
500	AUTOZONE INC	06/01/01	08/01/01	23,254 27	16,499 27	6,499 27
5,400	WEATHERFORD INTERNATIONAL	03/26/01	08/01/01	224,912 75	293,502 96	68,590 21-
4,800	ACCENTURE LIMITED	07/18/01	08/01/01	71,757 60	69,600 00	2,157 60
12,800	GENERAL ELECTRIC CO	03/26/01	08/01/01	550,268 99	520,567 04	29,701 95

CONFIDENTIAL

01/01/2001 TO 12/31/2001

ADMINISTRATOR JULIUS J CIESIELKA  
 INV OFFICER STEVE LEHMAN  
 TAX OFFICER FRANCIS MEHARFFBY

ACCOUNT 0049-00-1/6 (cont )  
 The PRM MEMORIAL TRUST  
 TAXPAYER ID 23-6234669

UNITS	SECURITY	DATE ACQUIRED	DATE DISPOSED	PROCEEDS	BASIS DISPOSED	GAIN/(LOSS)
-------	----------	---------------	---------------	----------	----------------	-------------

30,725	TYCO INTERNATIONAL LTD	03/13/01	08/02/01	1,632,797	1,407,506	225,291
20,100	TYCO INTERNATIONAL LTD	03/13/01	08/02/01	1,068,160	920,776	147,383
39,200	SBC COMMUNICATIONS INC	09/08/00	08/02/01	1,731,841	1,741,989	10,147
122,631	DOUGHTY HANSON & CO	06/20/01	08/02/01	122,631	122,631	0
3,400	GEMSTAR-TV GUIDE INTERNATIONAL INC	04/04/01	08/02/01	144,303	81,576	62,726
12,400	QWEST COMMUNICATIONS INTL	03/26/01	08/02/01	287,221	443,734	156,512
3,700	QWEST COMMUNICATIONS INTL	03/26/01	08/02/01	85,703	132,404	46,701
4,700	ACCENTURE LIMITED	07/18/01	08/02/01	71,791	68,150	3,641
121,362	HICKS MUSE TATE & FURST EQ FUND V LP	02/02/01	08/08/01	122,557	121,362	1,195
1,100	AUTOZONE INC	06/01/01	08/08/01	50,606	36,861	13,745
200	BOISE CASCADE CORP	05/22/01	08/08/01	7,052	7,294	241
800	AUTOZONE INC	06/01/01	08/07/01	37,721	26,808	10,913
100	BOISE CASCADE CORP	05/22/01	08/07/01	3,525	3,647	121
0	ZIMMER HOLDINGS INC	02/26/01	08/09/01	14	15	1
7,250	EATON VANCE CORP	12/13/00	08/09/01	246,150	195,742	50,408
5,300	MERCK & CO INC	02/12/01	08/09/01	359,221	440,218	80,996
3,425,000	TBA FNMA 30 YR DTD	07/11/01	08/09/01	3,563,605	3,552,367	11,238
2,500	BEST BUY CO INC	05/04/01	08/10/01	146,306	139,028	7,277
100	BOISE CASCADE CORP	05/22/01	08/10/01	3,540	3,647	106
4,800	ACCENTURE LIMITED	07/18/01	08/13/01	71,706	69,600	2,106
4,600	QWEST COMMUNICATIONS INTL	03/26/01	08/13/01	112,406	164,611	52,204
3,500	QWEST COMMUNICATIONS INTL	03/26/01	08/13/01	85,526	125,247	39,720
28,100	ANADARKO PETROLEUM CORP	01/17/01	08/15/01	1,656,158	1,736,133	79,974
14,750	ANADARKO PETROLEUM CORP	07/20/01	08/15/01	869,335	749,673	119,662
229	ZIMMER HOLDINGS INC	02/26/01	08/15/01	6,412	6,939	527
97	ZIMMER HOLDINGS INC	07/27/01	08/15/01	2,724	2,668	55
5,400	VERITAS SOFTWARE CORP	05/21/01	08/15/01	187,456	425,349	237,892
1,300	VERITAS SOFTWARE CORP	06/06/01	08/15/01	45,128	97,040	51,911
1,500	ACCENTURE LIMITED	07/18/01	08/15/01	22,186	21,750	436
100	BOISE CASCADE CORP	05/22/01	08/14/01	3,596	3,647	50

CONFIDENTIAL

FEDERAL SCHEDULE D CHRONOLOGICALLY

01/01/2001 TO 12/31/2001

ACCOUNT 0049-00-1/6 (cont )  
 The PEW MEMORIAL TRUST  
 INV OFFICER STEVE LEHMAN  
 ADMINISTRATOR JULIUS J CIRSIELKA  
 TAX OFFICER FRANCIS MEHAFFEY

UNITS	SECURITY	DATE ACQUIRED	DATE DISPOSED	PROCEEDS	BASIS DISPOSED	GAIN/(LOSS)
35,000	FNMA #73931 DTD 1/1/1997	08/17/00	08/14/01	35,019 17	32,765 63	2,253 54
100,000	6 8 1/1/2007 FNMA #73931 DTD 1/1/1997	10/18/00	08/14/01	100,054 79	95,260 53	4,794 26
8,000	WEST COMMUNICATIONS INTL	03/26/01	08/14/01	205,413 13	286,280 00	80,866 87-
1,200	ACCENTURE LIMITED	07/18/01	08/14/01	17,985 83	17,400 00	585 83
1,300	ACCENTURE LIMITED	07/18/01	08/14/01	19,484 65	18,850 00	634 65
59,422 28	CROW FAMILY HOLDINGS	03/19/01	08/14/01	59,422 28	59,422 28	0 00
3,425,000	REALESTATE PARTNERS LP TBA FNMA 30 YR DTD 9/1/2002 8 9/1/2032	08/09/01	08/14/01	3,560,929 69	3,558,789 06	2,140 63
1,850	PROCTER & GAMBLE CO	08/02/01	08/16/01	136,200 96	132,172 14	4,028 82
5,600	AGILENT TECHNOLOGIES INC	10/19/00	08/16/01	152,966 16	244,872 32	91,906 16-
14,700	AGILENT TECHNOLOGIES INC	10/13/00	08/16/01	401,536 18	642,435 57	240,899 39-
3,500	ACCENTURE LIMITED	07/18/01	08/16/01	49,749 43	50,750 00	1,000 57-
14,700	Ciena Corp	03/26/01	08/16/01	295,358 72	864,543 75	569,185 03-
100	HOISE CASCADE CORP	05/22/01	08/16/01	3,633 64	3,647 00	13 36-
7,300	ACCENTURE LIMITED	07/18/01	08/17/01	104,460 96	105,850 00	1,389 04-
100	ACCENTURE LIMITED	07/18/01	08/17/01	1,430 97	1,450 00	19 03-
5,800	PROCTER & GAMBLE CO	08/02/01	08/23/01	442,797 77	414,377 52	28,420 25
10,000	BECTON DICKINSON & CO	04/25/01	08/23/01	373,315 46	317,267 00	56,048 46
500	BANK OF AMERICA CORP	07/16/01	08/23/01	32,438 91	31,013 10	1,425 81
2,258	DIVERSA CORP	07/10/01	08/23/01	29,042 10	4,493 42	24,548 68
4,308	DIVERSA CORP	07/10/01	08/23/01	55,408 94	8,572 92	46,836 02
12,934	DIVERSA CORP	07/10/01	08/23/01	166,355 44	25,738 66	140,616 78
50	MELLON FINANCIAL CORP	07/27/01	08/24/01	1,830 11	1,962 00	131 89-
1,003	NATIONWIDE FINANCIAL SERV	12/22/00	08/24/01	46,994 83	43,180 45	3,814 38
3,850	MASCO CORP	08/03/01	08/24/01	100,019 65	99,494 01	525 64
8,925	JDS UNIPHASE CORP	09/14/00	08/24/01	66,987 90	957,206 25	890,218 35-
2,225	JDS UNIPHASE CORP	10/26/00	08/24/01	16,700 06	143,095 32	126,395 26-
17,225	JDS UNIPHASE CORP	01/11/01	08/24/01	129,284 76	816,787 10	687,502 34-
23,962	NCR CORPORATION (NEW)	11/08/00	08/24/01	897,914 81	1,115,050 11	217,135 30-
15,538	NCR CORPORATION (NEW)	11/09/00	08/24/01	582,246 91	730,694 65	148,447 74-
6,566	DIVERSA CORP	07/10/01	08/24/01	84,030 84	13,066 34	70,964 50
2,434	DIVERSA CORP	07/10/01	08/24/01	31,150 02	4,843 66	26,306 36

CONFIDENTIAL

FEDERAL SCHEDULE D CHRONOLOGICALLY

ADMINISTRATOR JULIUS J CIESIELKA  
 INV OFFICER STEVE LEHMAN  
 TAX OFFICER FRANCIS MEHARPEY

ACCOUNT 0049-00-1/6 (cont )  
 The PEM MEMORIAL TRUST  
 TAXPAYER ID 23-6234669

UNITS SECURITY DATE ACQUIRED DATE DISPOSED PROCEEDS BASIS DISPOSED GAIN/(LOSS)

---

Gain/loss period is short  
 Disposal method is sale

4,897	NATIONWIDE FINANCIAL SERV	12/22/00	08/27/01	227,633	80	210,822	22	16,811	58
20,000	NCR CORPORATION (NEW)	11/08/00	08/27/01	743,343	17	930,682	01	187,338	84
4,175	NCR CORPORATION (NEW)	11/09/00	08/27/01	155,172	88	196,334	80	41,161	92
150	NCR CORPORATION (NEW)	07/27/01	08/27/01	5,575	07	5,844	00	268	93
23,600	FED NAT'L MTG ASSN	03/14/01	08/27/01	1,870,317	77	1,797,685	16	72,632	61
6,000	DIVERSA CORP	07/10/01	08/27/01	75,675	47	11,940	00	63,735	47
65,979	DLJ MERCHANT BANKING III LP	07/30/01	08/28/01	191,046	69	65,979	28	125,067	41
13,100	PHILIP MORRIS COS INC	03/27/01	08/28/01	620,788	26	590,933	14	29,855	12
2,800	GENZYME CORP	10/17/00	08/28/01	155,702	79	98,259	70	57,443	09
6,900	LEXMARK INTL GROUP INC	06/20/01	08/28/01	358,652	70	405,179	73	46,527	03
566	DIVERSA CORP	07/10/01	08/28/01	6,972	89	1,126	34	5,846	55
3,834	DIVERSA CORP	07/10/01	08/28/01	47,233	29	7,629	66	39,603	63
36,400	GLOBAL CROSSING LTD	02/08/01	08/29/01	141,711	31	774,544	68	632,833	37
16,625	GLOBAL CROSSING LTD	02/21/01	08/29/01	64,723	92	269,491	25	204,767	33
79,725	GLOBAL CROSSING LTD	05/02/01	08/29/01	310,382	81	1,064,926	69	754,543	88
1,075	GLOBAL CROSSING LTD	07/27/01	08/29/01	4,185	16	7,675	50	3,490	34
16,100	AMHUSER BUSCH COS INC	05/14/01	08/29/01	701,775	55	671,498	80	30,276	75
4,000,000	US TREASURY N/B DTD	02/27/01	08/29/01	4,067,187	50	4,017,812	50	49,375	00
73,002	AGERE SYSTEMS INC-A	03/27/01	08/30/01	353,638	89	438,012	00	84,373	11
18,975	ADVANCED MICRO DEVICES INC.	03/22/01	08/30/01	250,916	98	500,374	55	249,457	57
1,300	ADVANCED MICRO DEVICES INC	07/27/01	08/30/01	17,190	62	23,370	88	6,180	26
26,700	ADVANCED MICRO DEVICES INC	05/04/01	08/30/01	353,068	94	804,204	00	451,135	06
34,000	ADVANCED MICRO DEVICES INC	05/11/01	08/30/01	449,600	90	941,932	60	492,331	70
2,000	MASCO CORP	08/03/01	08/31/01	51,448	28	51,685	20	236	92
1,900	ALBERTSONS INC	05/22/01	08/31/01	65,667	12	56,489	09	9,178	03
17,800	GENZYME CORP	10/17/00	09/05/01	957,196	89	624,650	95	332,545	94
4,800	MERCK & CO INC	02/12/01	09/05/01	320,375	86	398,688	00	78,312	14

CONFIDENTIAL



01/01/2001 TO 12/31/2001

ADMINISTRATOR JULIUS J CIESIELKA  
INV OFFICER STEVE LEHMAN  
TAX OFFICER FRANCIS MEHARFEY

ACCOUNT 0049-00 1/6 (cont)  
The PEM MEMORIAL TRUST  
TAXPAYER ID 23-6234669

UNITS	SECURITY	DATE ACQUIRED	DATE DISPOSED	PROCEEDS	BASIS DISPOSED	GAIN/(LOSS)
1,975	HOUSEHOLD INTERNATIONAL INC	07/27/01	09/05/01	111,574 09	130,672 12	19,098 03-
600	HOUSEHOLD INTERNATIONAL INC	10/30/00	09/05/01	33,895 93	29,211 00	4,684 93
11,300	HOUSEHOLD INTERNATIONAL INC	02/09/01	09/05/01	638,373 29	667,937 35	29,564 06-
4,700	HOUSEHOLD INTERNATIONAL INC	08/28/01	09/05/01	265,518 10	282,282 00	16,763 90-
50,550	WASHINGTON MUTUAL INC	10/12/00	09/05/01	1,841,399 12	1,283,781 27	557,617 85
300	BOSTON SCIENTIFIC	05/23/01	09/05/01	5,925 43	5,159 43	766 03
800	QUALCOMM CORP	04/19/01	09/05/01	42,607 78	48,030 56	5,422 78-
5,600	QUALCOMM CORP	03/26/01	09/05/01	298,254 44	334,950 00	36,695 56-
7,800	BROCADE COMMUNICATIONS	05/02/01	09/07/01	157,892 47	374,339 94	216,447 47-
6,100	MERRILL LYNCH & CO INC	05/02/01	09/07/01	285,191 10	408,582 88	123,391 78-
4,400	BEST BUY CO INC	05/04/01	09/07/01	246,508 37	244,690 16	1,818 21
100	BOSTON SCIENTIFIC	05/23/01	09/10/01	1,868 80	1,719 81	148 99
3,300	VERITAS SOFTWARE CORP	06/06/01	09/10/01	75,449 34	246,333 45	170,884 11-
3,300	VERITAS SOFTWARE CORP	07/12/01	09/10/01	75,449 34	180,885 87	105,436 53-
5,500	MERRILL LYNCH & CO INC	05/02/01	09/10/01	255,938 35	368,394 40	112,456 05-
1,100	BROCADE COMMUNICATIONS	05/02/01	09/10/01	22,327 71	52,791 53	30,463 82-
3,600	BEST BUY CO INC	05/04/01	09/10/01	191,528 72	200,201 04	8,672 32-
700	BEST BUY CO INC	05/07/01	09/10/01	37,241 70	38,227 49	985 79-
25,134 25	OCM PRINCIPAL OPFORUNITIES PD II LP	01/23/01	09/13/01	25,134 25	25,134 25	0 00
800	LOCKHEED MARTIN CORP	10/30/00	09/17/01	36,750 77	28,184 00	8,566 77
31,600	LOCKHEED MARTIN CORP	03/05/01	09/17/01	1,451,655 52	1,202,579 07	249,076 45
17,500	LOCKHEED MARTIN CORP	09/26/00	09/17/01	803,923 15	534,632 00	269,291 15
5,575	LOCKHEED MARTIN CORP	09/26/00	09/17/01	252,301 55	170,318 48	81,983 07
1,100	HCA - THE HEALTHCARE COMPANY	07/27/01	09/17/01	49,267 35	49,687 00	419 65-
250	BECTON DICKINSON & CO	07/27/01	09/17/01	8,853 45	8,685 00	168 45
9,725	BECTON DICKINSON & CO	04/25/01	09/17/01	344,399 35	308,542 16	35,857 19
10,550	PHILIP MORRIS COS INC	03/09/01	09/17/01	506,905 27	548,780 40	41,875 13-
975	ANHEUSER BUSCH COS INC	07/27/01	09/17/01	42,460 31	42,022 50	437 81
10,000	CENDANT CORP	05/09/01	09/17/01	135,063 48	179,997 00	44,933 52-

CONFIDENTIAL

FEDERAL SCHEDULE D CHRONOLOGICALLY

01/01/2001 TO 12/31/2001

ACCOUNT 0049-00-1/6 (cont )  
 The FWM MEMORIAL TRUST  
 TAXPAYER ID 23-6234669  
 ADMINISTRATOR JULIUS J CIESIELKA  
 INV OFFICER STEVE LEHMAN  
 TAX OFFICER FRANCIS MEHARREY

UNITS	SECURITY	DATE ACQUIRED	DATE DISPOSED	PROCEEDS	BASIS DISPOSED	GAIN/(LOSS)
-------	----------	---------------	---------------	----------	----------------	-------------

Gain/loss period is short  
 Disposal method sale

28,300	UNITED TECHNOLOGIES CORP	09/20/00	09/18/01	1,375,195 40	1,779,254 96	404,059 56-
7,500	UNITED TECHNOLOGIES CORP	01/24/01	09/18/01	364,451 08	546,069 75	181,618 67-
791	AES CORP	09/20/00	09/18/01	19,712 64	49,340 52	29,627 88-
200	CIENA CORP	03/26/01	09/18/01	2,340 22	11,762 50	9,422 28-
5,600	CIENA CORP	04/09/01	09/18/01	65,526 21	200,229 12	134,702 91-
1,600	CIENA CORP	07/12/01	09/18/01	18,721 78	54,178 40	35,456 62-
6,800	GEMSTAR-TV GUIDE	04/04/01	09/18/01	119,064 71	163,153 08	44,088 37-
8,800	INTERNATIONAL INC	06/21/01	09/18/01	211,265 11	421,512 96	210,247 85-
1,700	CIENA CORP	07/12/01	09/18/01	19,806 89	57,303 43	37,496 54-
5,600	CIENA CORP	07/12/01	09/18/01	65,246 21	189,624 40	124,378 19-
5,000	ASTORIA FINANCIAL CORP	05/10/01	09/19/01	293,907 67	290,670 00	3,237 67
23,200	GPU INC	09/27/00	09/19/01	883,479 79	749,165 12	134,314 67
41,425	TRM INC	08/02/01	09/19/01	1,234,357 45	1,831,407 53	597,050 08-
6,280	TRM INC	08/16/01	09/19/01	187,127 69	263,045 96	75,918 27-
5,700	PEOPLESOFT INC	06/21/01	09/19/01	116,663 14	273,025 44	156,362 30-
3,900	PEOPLESOFT INC	06/27/01	09/19/01	79,822 15	173,895 54	94,073 39-
2,400	GENERAL ELECTRIC CO	03/26/01	09/19/01	81,087 77	97,606 32	16,518 55-
5,200	GENERAL ELECTRIC CO	03/26/01	09/19/01	172,777 75	211,480 36	38,702 61-
100	BOSTON SCIENTIFIC	05/23/01	09/19/01	1,812 80	1,719 81	92 99
12,420	TRM INC	08/16/01	09/20/01	363,157 30	520,227 85	157,070 55-
725	NATIONWIDE FINANCIAL SERV	07/27/01	09/20/01	27,860 82	31,378 00	3,517 18-
9,150	NATIONWIDE FINANCIAL SERV	01/10/01	09/20/01	351,622 74	385,145 46	33,522 72-
5,618 5	WASHINGTON MUTUAL INC	10/13/00	09/20/01	207,522 44	149,094 39	58,428 05
2,556 5	WASHINGTON MUTUAL INC	10/12/00	09/20/01	94,425 76	64,925 56	29,500 20
12,175	MGIC INVESTMENT CORP	01/29/01	09/20/01	717,559 57	716,564 49	995 08
800	GLOBAL CROSSING LTD	05/22/01	09/20/01	2,793 98	12,496 00	9,702 02-
500	CNF TRANSPORTATION INC	05/22/01	09/20/01	11,743 95	16,779 40	5,035 45-
100	SYNGENTA AG ADR	05/22/01	09/20/01	900 18	1,031 00	130 82-
8,800	APPLIED MICRO CIRCUITS	07/31/01	09/20/01	80,160 05	153,229 12	73,069 07-
4,600	APPLIED MICRO CIRCUITS	07/17/01	09/20/01	41,901 84	80,001 82	38,099 98-
4,600	APPLIED MATERIALS INC	06/29/01	09/20/01	140,725 41	239,460 36	98,734 95-
2,400	APPLIED MATERIALS INC	08/02/01	09/20/01	73,421 95	119,378 64	45,956 69-
1,300	BEST BUY CO INC	05/07/01	09/20/01	59,287 12	70,993 91	11,706 79-
1,500	BEST BUY CO INC	05/08/01	09/20/01	68,408 21	79,188 30	10,780 09-

CONFIDENTIAL

ACCOUNT 0049-00-1/6 (cont )  
 The PEW MEMORIAL TRUST  
 TAXPAYER ID 23-6234669  
 ADMINISTRATOR JUPIUS J CIESIELKA  
 INV OFFICER STEVE LEHMAN  
 TAX OFFICER FRANCIS MEHAFFEY

UNITS SECURITY DATE ACQUIRED DATE DISPOSED PROCEEDS BASIS DISPOSED GAIN/(LOSS)

UNITS	SECURITY	DATE ACQUIRED	DATE DISPOSED	PROCEEDS	BASIS DISPOSED	GAIN/(LOSS)
900	BEST BUY CO INC	05/09/01	09/20/01	41,044 93	48,052 62	7,007 69-
200	BOSTON SCIENTIFIC	05/23/01	09/20/01	3,617 38	3,439 62	177 76
928,434	FNMA #557692 DTD	11/08/00	09/20/01	898,544 78	850,540 39	48,004 39
923,351	FNMA #557692 DTD	11/08/00	09/20/01	893,625 41	845,883 86	47,741 55
25,523	FNMA #253580 DTD	11/08/00	09/20/01	24,860 60	23,532 33	1,328 27
605,873	FNMA #557522 DTD	11/08/00	09/20/01	592,600 84	560,936 29	31,664 55
932,913	FNMA #561002 DTD	11/08/00	09/20/01	935,892 04	885,875 90	50,016 14
943,918	FNMA #557714 DTD	11/08/00	09/20/01	919,903 14	870,759 52	49,143 62
949,693	FNMA #550112 DTD	11/08/00	09/20/01	898,947 00	850,925 03	48,021 97
61,675 95	DLJ MERCHANT BANKING III LP	08/09/01	09/24/01	61,675 95	61,675 95	0 00
784,027 13	DLJ MERCHANT BANKING III LP	07/30/01	09/24/01	784,027 13	784,027 13	0 00
9,300	PHILIP MORRIS COS INC	03/27/01	09/24/01	428,908 15	419,517 42	9,390 73
6,000	PHILIP MORRIS COS INC	03/22/01	09/24/01	276,714 97	261,135 00	15,579 94
6,800	EMC CORP	04/30/01	09/24/01	87,309 07	279,208 00	191,898 93-
900	MYETH	10/30/00	09/24/01	48,297 52	57,541 50	9,243 98-
96,209 98	CROW FAMILY HOLDINGS	03/19/01	09/24/01	200,488 17	96,209 98	104,278 19
100	SYNGENTA AG ADR	05/22/01	09/24/01	874 97	1,031 00	156 03-
500	GLOBAL CROSSING LTD	05/22/01	09/24/01	1,555 59	7,810.00	6,254 41-
1,200	APPLIED MATERIALS INC	08/02/01	09/24/01	35,858 76	59,689 32	23,830 56-
3,500	APPLIED MATERIALS INC	03/26/01	09/24/01	104,588 06	172,593 75	68,005 69-
100	BOSTON SCIENTIFIC	05/23/01	09/24/01	1,898 26	1,719 81	178 45
1,800	ALBERTSONS INC	05/22/01	09/24/01	55,727 57	53,515.98	2,211 59
525,000	TL VENTURES IV LP	01/25/01	09/25/01	440,220 62	525,000 00	84,779 38-
22,336	TRANSOCEAN SEDCO FOREX INC	02/06/01	09/25/01	570,603 16	1,095,102 81	524,499 65-
24,364	TRANSOCEAN SEDCO FOREX INC	02/07/01	09/25/01	622,411 15	1,192,807 84	570,396 69-
9,325	MONSANTO CO	04/19/01	09/25/01	313,363 57	323,051 57	9,688 00-
2,875	ECOLAB INC	06/06/01	09/25/01	97,491 71	118,836 69	21,344 98-
700	GLOBAL CROSSING LTD	05/22/01	09/25/01	1,999 83	10,934 00	8,934 17-

CONFIDENTIAL

01/01/2001 TO 12/31/2001

ACCOUNT 0049-00-1/6 (cont )  
The PEM MEMORIAL TRUST  
TAXPAYER ID 23-6234669  
ADMINISTRATOR JULIUS J CIESIELKA  
INV OFFICER STEVE LEHMAN  
TAX OFFICER FRANCIS MEHARFEY

UNITS	SECURITY	DATE ACQUIRED	DATE DISPOSED	PROCEEDS	BASIS DISPOSED	GAIN/(LOSS)
500	SYNGENTA AG ADR	05/22/01	09/25/01	4,531 49	5,155 00	623 51-
100	CNF TRANSPORTATION INC	05/22/01	09/25/01	2,277 75	3,355 88	1,078 13-
300	CNF TRANSPORTATION INC	05/22/01	09/25/01	6,696 34	10,067 64	3,371 30-
400	ALBERTSONS INC	05/22/01	09/25/01	12,948 92	11,892 44	1,056 48
400	VIACOM INC CL A	03/26/01	09/25/01	13,007 72	17,579 08	4,571 36-
1,400	VIACOM INC CL A	03/26/01	09/25/01	45,527 04	61,526 78	15,999 74-
2,300	APPLIED MICRO CIRCUITS CORP	08/21/01	09/25/01	18,918 71	32,075 34	13,156 63-
4,500	APPLIED MICRO CIRCUITS CORP	08/21/01	09/25/01	37,014 86	60,307 65	23,292 79-
13,650	PHILIP MORRIS COS INC	03/09/01	09/26/01	642,757 02	710,033 42	67,276 40-
24,000	MGC INVESTMENT CORP	01/29/01	09/26/01	1,443,278 15	1,412,529 60	30,748 55
200	CNF TRANSPORTATION INC	05/22/01	09/26/01	4,433 29	6,711 76	2,278 47-
700	ALBERTSONS INC.	05/22/01	09/26/01	21,968 90	20,811 77	1,157 13
100	BOSTON SCIENTIFIC	05/23/01	09/21/01	1,842 30	1,719 81	122 49
600	GLOBAL CROSSING LTD	05/22/01	09/21/01	1,799 09	9,372 00	7,572 91-
100	SYNGENTA AG ADR	05/22/01	09/21/01	854 97	1,031 00	176 03-
3,400	PEPICO INC	06/27/01	09/21/01	67,329 31	151,601 24	84,271 93-
6,100	PEPICO INC	09/07/01	09/21/01	120,796 71	176,181 42	55,384 71-
73,801 42	WESTBROOK REAL ESTATE FUND III LP	01/05/01	09/21/01	125,780 87	73,801 42	51,979 45
5,765,000	BOEING CAPITAL CORP DTD	03/01/01	09/27/01	5,616,320 65	5,765,000 00	148,679 35-
6,130,000	BOEING CAPITAL CORP DTD	01/31/01	09/27/01	6,501,478 00	6,656,015 30	154,537 30-
5,700	WORLDCCOM INC-WORLDCOM GROUP	10/23/00	09/27/01	81,429 19	144,831 76	63,402 57-
44,600	WORLDCCOM INC-WORLDCOM GROUP	10/30/00	09/27/01	637,147 73	1,012,687 04	375,539 31-
87,200	WORLDCCOM INC-WORLDCOM GROUP	02/21/01	09/27/01	1,245,723 80	1,370,997 01	125,273 21-
12,575	WORLDCCOM INC-WORLDCOM GROUP	07/27/01	09/27/01	179,644 23	184,906 57	5,262 34-
1,000	ALBERTSONS INC	05/22/01	09/27/01	31,276 15	29,731 10	1,545 05
500	CNF TRANSPORTATION INC	05/22/01	09/27/01	10,683 44	16,779 40	6,095 96-
13,300	APPLIED MICRO CIRCUITS CORP	07/17/01	09/27/01	85,484 20	231,309 61	145,825 41-

CONFIDENTIAL

FEDERAL SCHEDULE D CHRONOLOGICALLY

01/01/2001 TO 12/31/2001

ACCOUNT 0049-00-1/6 (cont )  
 The PRM MEMORIAL TRUST  
 TAXPAYER ID 23-6234669

ADMINISTRATOR JULIUS J CIRSIELKA  
 INV OFFICER STEVE LEHMAN  
 TAX OFFICER FRANCIS MEHAFFEY

UNITS SECURITY DATE ACQUIRED DATE DISPOSED PROCEEDS BASIS DISPOSED GAIN/(LOSS)

UNITS	SECURITY	DATE ACQUIRED	DATE DISPOSED	PROCEEDS	BASIS DISPOSED	GAIN/(LOSS)
200	APPLIED MICRO CIRCUITS CORP	07/17/01	09/27/01	1,301 96	3,478 34	2,176 38-
6,100	APPLIED MICRO CIRCUITS	08/21/01	09/27/01	39,709 67	85,069 38	45,359 71-
10,100	RF MICRO DEVICES INC	09/18/01	09/27/01	152,157 48	238,560 99	86,403 51-
3,800	BROCADE COMMUNICATIONS	05/02/01	09/27/01	53,529 57	182,370 74	128,841 17-
2,600	BROCADE COMMUNICATIONS	05/09/01	09/27/01	36,625 49	121,525 82	84,900 33-
1,700	BROCADE COMMUNICATIONS	05/15/01	09/27/01	23,947 44	72,393 65	48,446 21-
71,500	GPU INC	01/24/01	09/28/01	2,820,595 06	2,234,532 30	586,062 76
800	STARWOOD HOTELS & RESORTS WORLDWIDE	10/30/00	09/28/01	17,319 50	22,648 00	5,328 50-
400	STARWOOD HOTELS & RESORTS WORLDWIDE	09/19/01	09/28/01	8,659 75	7,753 40	906 35
8,800	NATIONAL CITY CORP	01/10/01	09/28/01	261,704 11	249,612 00	12,092 11
300	UNITEHEALTH GROUP INC	07/31/01	09/28/01	19,859 33	20,283 48	424 15-
700	CNF TRANSPORTATION INC	05/22/01	09/28/01	15,727 70	23,491 16	7,763 46-
2,900	UNITEHEALTH GROUP INC	07/31/01	09/28/01	191,765 09	196,073 64	4,308 55-
4,700	BROCADE COMMUNICATIONS	05/15/01	09/28/01	66,491 02	200,147 15	133,656 13-
3,300	BROCADE COMMUNICATIONS	07/19/01	09/28/01	46,685 19	110,624 58	63,939 39-
800	APPLIED MICRO CIRCUITS CORP	08/21/01	09/28/01	5,399 82	10,721 36	5,321 54-
0 75	CHARTER ONE FINL INC	07/20/01	10/01/01	21 16	22 75	1 59-
200	CNF TRANSPORTATION INC	05/22/01	10/01/01	4,527 02	6,711 76	2,184 74-
3,100	APPLIED MATERIALS INC	03/26/01	10/01/01	87,220 85	152,868 75	65,647 90-
6,300	APPLIED MATERIALS INC	06/19/01	10/01/01	177,255 29	304,257 24	127,001 95-
21,900	BEAR STEARNS COS INC	08/27/01	10/03/01	1,134,279 13	1,202,618 79	68,339 66-
6,860	LOCKHEED MARTIN CORP	09/21/01	10/03/01	311,572 14	283,386 60	28,185 54
1,100	TARGET CORP	10/30/00	10/03/01	38,022 43	28,253 50	9,768 93
3,100	TARGET CORP	09/24/01	10/03/01	107,154 12	86,955 00	20,199 12
25,300	TARGET CORP	09/24/01	10/03/01	874,515 84	706,123 00	168,392 84
3,200	TEXAS INSTRUMENTS INC	05/22/01	10/03/01	80,652 02	133,466 56	52,814 54-
500	CNF TRANSPORTATION INC	05/22/01	10/03/01	11,041 53	16,779 40	5,737 87-
600	ALBERTSONS INC	05/22/01	10/03/01	19,150 40	17,838 66	1,311 74

CONFIDENTIAL

01/01/2001 TO 12/31/2001

ADMINISTRATOR JULIUS J CIESIELKA  
 INV OFFICER STEVE LEHMAN  
 TAX OFFICER FRANCIS MEHARFEY

ACCOUNT 0049-00-1/6 (cont)  
 The PEM MEMORIAL TRUST  
 TAXPAYER ID 23-6234669

UNITS	SECURITY	DATE	ACQUIRED DISPOSED	PROCEEDS	BASIS DISPOSED	GAIN/(LOSS)
21,400	SOUTHWEST AIRLINES	06/05/01	10/04/01	346,007 15	402,534 00	56,526 85-
41,200	SOUTHWEST AIRLINES	03/28/01	10/04/01	666,144 62	742,947 24	76,802 62-
7,400	CITIGROUP INC	07/16/01	10/04/01	326,091 52	372,095 68	46,004 16-
3,500	HEWLETT PACKARD CORP	05/22/01	10/04/01	56,676 75	108,311 70	51,634 95-
200	BOSTON SCIENTIFIC	05/23/01	10/04/01	4,459 85	3,439 62	1,020 23
900	ALBERTSONS INC	05/22/01	10/04/01	28,658 46	26,757 99	1,900 47
200	CNF TRANSPORTATION INC	05/22/01	10/04/01	4,669 06	6,711 76	2,042 70-
3,192	DIVERSA CORP	07/10/01	08/21/01	40,680 68	6,352 08	34,328 60
2,808	DIVERSA CORP	07/10/01	08/21/01	35,786 77	5,587 92	30,198 85
450	DIVERSA CORP	07/10/01	07/10/01	8,000 73	895 50	7,105 23
575	V F CORP	07/27/01	08/22/01	19,580 97	21,390 00	1,809 03-
3,308	DIVERSA CORP	07/10/01	08/22/01	42,307 90	6,582 92	35,724 98
450	DIVERSA CORP	07/10/01	08/22/01	5,755 31	895 50	4,859 81
3,742	DIVERSA CORP	07/10/01	08/22/01	47,858 58	7,446 58	40,412 00
15,775	COLGATE PALMOLIVE CO	11/17/00	09/04/01	863,795 94	929,999 35	66,203 41-
450	COLGATE PALMOLIVE CO	07/27/01	09/04/01	24,640 77	24,322 50	318 27
35,825	FEDERATED DEPT STORES	01/31/01	09/04/01	1,327,494 01	1,577,718 67	250,224 66-
675	FEDERATED DEPT STORES	07/27/01	09/04/01	25,012 10	24,401 25	610 85
700	ALBERTSONS INC	05/22/01	09/04/01	24,783 30	20,811 77	3,971 53
300	BOSTON SCIENTIFIC	05/23/01	09/04/01	5,862 37	5,159 43	702 94
6,500	INTEL CORP	08/02/01	09/04/01	178,952 03	207,545 00	28,592 97-
3,800	INTEL CORP	06/29/01	09/04/01	104,618 11	115,551 16	10,933 05-
977	DIVERSA CORP	07/10/01	09/04/01	11,870 15	1,944 23	9,925 92
2,166	DIVERSA CORP	07/10/01	09/04/01	26,316 01	4,310 34	22,005 67
1,257	DIVERSA CORP	07/10/01	09/04/01	15,272 04	2,501 43	12,770 61
93,000	NORTEL NETWORKS CORP	05/23/01	09/06/01	499,634 94	1,410,438 00	910,803 06-
100	BOSTON SCIENTIFIC	05/23/01	09/06/01	1,934 23	1,719 81	214 42
3,143	DIVERSA CORP	07/10/01	09/06/01	33,489 12	6,254 57	27,234 55
4,400	DIVERSA CORP	07/10/01	09/06/01	46,882 63	8,756 00	38,126 63
862	DIVERSA CORP	07/10/01	09/06/01	9,184 73	1,715 38	7,469 35
19,850	AES CORP	11/29/00	10/05/01	270,048 18	1,042,125 00	772,076 82-
1,225	AES CORP	07/27/01	10/05/01	16,665 44	45,751 42	29,085 98-
100	CNF TRANSPORTATION INC	05/22/01	10/05/01	2,310 75	3,355 88	1,045 13-

CONFIDENTIAL

ACCOUNT 0049-00-1/6 (cont )  
 The PEM MEMORIAL TRUST  
 TAXPAYER ID 23-6234669  
 ADMINISTRATOR JULIUS J CIESIELKA  
 INV OFFICER STEVE LEHMAN  
 TAX OFFICER FRANCIS MEHAFFEY

UNITS	SECURITY	DATE ACQUIRED	DATE DISPOSED	PROCEEDS	BASIS DISPOSED	GAIN/(LOSS)
400	ALBERTSONS INC	06/01/01	10/05/01	12,904 65	11,604 00	1,300 65
600	ALBERTSONS INC	05/22/01	10/05/01	19,356 97	17,838 66	1,518 31
100	GNF TRANSPORTATION INC	05/22/01	10/02/01	2,233 78	3,355 88	1,122 10-
3,100	JOHNSON & JOHNSON	09/04/01	10/02/01	167,417 04	173,707 57	6,290 53-
52,069 27	CYRESS MERCHANT BANKING PARTNERS II	10/16/00	10/02/01	52,069 27	52,069 27	0 00
600	AMR CORP	05/22/01	10/09/01	12,063 31	23,577 30	11,513 99-
600	AMR CORP	05/22/01	10/09/01	12,034 03	23,577 30	11,543 27-
100	GNF TRANSPORTATION INC	05/22/01	10/09/01	2,287 22	3,355 88	1,068 66-
1,700	AMR CORP	05/22/01	10/10/01	34,850 36	66,802 35	31,951 99-
3,200	MICROSOFT CORP	06/28/01	10/10/01	170,394 32	235,286 08	64,891 76-
8,400	ALTEL CORP	11/29/00	10/11/01	514,366 05	511,860 72	2,505 33
10,600	THE PMI GROUP INC	11/22/00	10/11/01	618,641 97	674,154 69	55,512 72-
9,800	NOKIA CORP	01/29/01	10/11/01	185,802 76	360,193 12	174,390 36-
7,600	NOKIA CORP	04/26/01	10/11/01	144,091 94	233,529 00	89,437 06-
10,500	MCGRAW HILL INC	02/13/01	10/11/01	519,102 67	652,618 05	133,515 38-
1,900	MCGRAW HILL INC	03/12/01	10/11/01	93,932 86	111,264 00	17,331 14-
1,300	AMR CORP	05/22/01	10/11/01	28,163 68	51,084 15	22,920 47-
9,200	PIZZER INC	03/26/01	10/11/01	374,812 04	360,750 40	14,061 64
4,797	SEI INVESTMENTS CO	04/27/01	10/12/01	155,181 61	183,005 55	27,823 94-
16,127	SEI INVESTMENTS CO	04/30/01	10/12/01	521,703 95	650,347 09	128,643 14-
3,051	SEI INVESTMENTS CO	05/01/01	10/12/01	98,699 00	121,521 33	22,822 33-
10,700	SEI INVESTMENTS CO	05/22/01	10/12/01	346,142 02	468,222 37	122,080 35-
8,200	SEI INVESTMENTS CO	08/15/01	10/12/01	265,267 71	359,209 20	93,941 49-
200	CAPITAL ONE FINL CORP	07/13/01	10/12/01	8,858 70	13,080 74	4,222 04-
500	AMR CORP	05/22/01	10/12/01	10,366 25	19,647 75	9,281 50-
4,100	CAPITAL ONE FINL CORP	07/13/01	10/12/01	179,353 84	268,155 17	88,801 33-
2,300	CAPITAL ONE FINL CORP	07/13/01	10/12/01	100,613 13	150,428 51	49,815 38-
900	CAPITAL ONE FINL CORP	07/12/01	10/12/01	39,370 35	56,769 48	17,399 13-
800	SONY CORP	05/22/01	10/12/01	31,748 70	66,664 00	34,915 30-
23,415	CHARTER ONE FINL INC	07/16/01	10/15/01	599,738 70	708,968 29	109,229 59-
1,185	CHARTER ONE FINL INC	05/03/01	10/15/01	30,351 93	32,788 05	2,436 12-
27,600	MORGAN ST DEAN WITTER & CO	02/02/01	10/15/01	1,386,332 01	2,478,038 41	1,091,706 40-
10,005	CHARTER ONE FINL INC	07/20/01	10/15/01	259,821 14	303,542 17	43,721 03-
900	AMR CORP	05/22/01	10/15/01	18,207 29	35,365 95	17,158 66-

CONFIDENTIAL

Gain/loss period is short

01/01/2001 TO 12/31/2001

ACCOUNT 0049-00-1/6 (cont )  
 The PEM MEMORIAL TRUST  
 TAXPAYER ID 23-6234669  
 ADMINISTRATOR JULIUS J CIESIELKA  
 INV OFFICER STEVE LEHMAN  
 TAX OFFICER FRANCIS MEHAFFEY

UNITS	SECURITY	DATE ACQUIRED	DATE DISPOSED	PROCEEDS	BASIS DISPOSED	GAIN/(LOSS)
2,700	CAPITAL ONE FINL CORP	07/12/01	10/15/01	116,812 41	170,308 44	53,496 03-
100	CNF TRANSPORTATION INC	05/22/01	10/08/01	2,316 88	3,355 88	1,039 00-
600	ALBERTSONS INC	06/01/01	10/08/01	19,179 01	17,406 00	1,773 01-
11,283	CHARTER ONE FINL INC	07/20/01	10/16/01	298,710 79	342,315 48	43,604 69-
100	PROCTER & GAMBLE CO	01/25/01	10/17/01	7,047 76	7,003 11	44 65-
12,381	ECOLAB INC	06/05/01	10/17/01	433,368 79	508,363 86	74,995 07-
8,831	ECOLAB INC	06/06/01	10/17/01	309,109 10	365,024 97	55,915 87-
7,339	ECOLAB INC	06/04/01	10/17/01	256,885 04	301,056 04	44,171 01-
19,200	B&T CORP	01/10/01	10/17/01	627,650 06	701,856 00	74,205 94-
45,008	B&T CORP	12/07/00	10/17/01	1,471,316 34	1,526,950 41	55,634,07-
46,800	TJX COS INC	09/28/01	10/17/01	1,660,478 71	1,519,418 16	141,060 55-
26,709	MASCO CORP	08/03/01	10/17/01	571,606 87	690,230 02	118,623 15-
13,691	MASCO CORP	08/02/01	10/17/01	293,004 96	352,799 27	59,794 31-
33,554	SPECIAL COMCAST CORP CLASS A	04/18/01	10/17/01	1,234,246 03	1,440,315 53	206,069 50-
246	SPECIAL COMCAST CORP CLASS A	01/04/01	10/17/01	9,048 83	10,392 49	1,343 66-
25,400	WORLDWIDE STARWOOD HOTELS & RESORTS	09/19/01	10/17/01	592,854 26	492,340 90	100,513 36-
47,200	WORLDWIDE STARWOOD HOTELS & RESORTS	09/24/01	10/17/01	1,101,681 93	887,846 16	213,835 77-
1,100	AOL TIME WARNER	04/17/01	10/17/01	35,247 66	49,423 77	14,176 11-
2,200	AOL TIME WARNER	03/26/01	10/17/01	70,495 32	90,002 00	19,506 68-
5,100	AOL TIME WARNER	03/26/01	10/17/01	163,420 98	208,641 00	45,220 02-
12,288	ECOLAB INC	06/01/01	10/18/01	427,272 63	501,587 57	74,314 94-
2,661	ECOLAB INC	06/04/01	10/18/01	92,527 06	109,157 94	16,630 88-
5,476	ECOLAB INC	06/06/01	10/18/01	190,408 91	226,347 72	35,938 81-
1,600	ALBERTSONS INC	06/01/01	10/18/01	51,974 90	46,416 00	5,558 90-
6,850	ECOLAB INC	06/05/01	10/19/01	236,388 31	281,261 00	44,872 69-
1,500	ECOLAB INC	06/06/01	10/19/01	51,763 87	62,001 75	10,237 88-
1,774	ECOLAB INC	06/04/01	10/19/01	61,219 40	72,771 96	11,552 56-
9,692	B&T CORP	12/07/00	10/22/01	313,137 03	328,812 73	15,675 70-
750	B&T CORP	07/27/01	10/23/01	24,378 76	27,630 00	3,251 24-
11,800	B&T CORP	08/24/01	10/23/01	383,559 14	447,333 28	63,774 14-

CONFIDENTIAL



FEDERAL SCHEDULE D CHRONOLOGICALLY

01/01/2001 TO 12/31/2001

ADMINISTRATOR JULIUS J CIESIELKA  
 INV OFFICER STEVE LEHMAN  
 TAX OFFICER FRANCIS MEHAFFEY

ACCOUNT 0049-00-1/6 (cont )  
 The PFM MEMORIAL TRUST  
 TAXPAYER ID 23-6234669

UNITS	SECURITY	DATE	ACQUIRED	DISPOSED	PROCEEDS	BASIS	DISPOSED	GAIN/(LOSS)
9,450	BB&T CORP	12/07/00	10/23/01	307,172	37	320,602	59	13,430
3,100	AMGEN	03/26/01	10/23/01	183,440	72	182,145	46	1,295
100	UNITEDEALTH GROUP INC	07/31/01	10/23/01	6,808	89	6,761	16	47
1,700	UNITEDEALTH GROUP INC	07/30/01	10/23/01	115,751	18	113,499	99	2,251
1,000	VIACOM INC CL A	03/26/01	10/23/01	37,171	15	43,947	70	6,776
3,400	ABBOTT LABORATORIES	05/16/01	10/23/01	182,515	08	180,211	56	2,303
800	VIACOM INC CL A	03/26/01	10/23/01	29,736	92	35,158	16	5,421
300	VIACOM INC CL A	03/26/01	10/23/01	11,151	34	13,184	31	2,032
2,100	VIACOM INC CL A	03/26/01	10/24/01	76,158	57	92,290	17	16,131
11,876	PRINCIPAL FINANCIAL GROUP	10/22/01	10/26/01	244,043	61	219,706	00	24,337
150	STARWOOD HOTELS & RESORTS	07/27/01	10/26/01	3,442	53	5,268	00	1,825
66,800	STARWOOD HOTELS & RESORTS	09/24/01	10/26/01	1,533,075	47	1,256,528	04	276,547
300	AMGEN	03/26/01	10/26/01	17,699	41	17,626	98	72
8,000	CITIGROUP INC	03/26/01	10/26/01	387,021	48	351,680	00	35,341
100	PRINCIPAL FINANCIAL GROUP	10/22/01	10/26/01	2,145	22	1,850	00	295
100	PRINCIPAL FINANCIAL GROUP	10/22/01	10/26/01	2,145	22	1,850	00	295
12,800	PRINCIPAL FINANCIAL GROUP	10/22/01	10/26/01	274,587	93	236,800	00	37,787
1,800	QUALCOMM CORP	03/26/01	10/26/01	99,797	31	107,662	50	7,865
8,900	PRINCIPAL FINANCIAL GROUP	10/22/01	10/26/01	190,924	42	164,650	00	26,274
19,781	DLJ MERCHANT BANKING III LP	09/24/01	10/26/01	33,473	99	19,781	03	13,692
15,191	DLJ MERCHANT BANKING III LP	07/30/01	10/26/01	25,707	08	15,191	27	10,515
5,700	GENERAL ELECTRIC CO	03/26/01	10/25/01	206,603	28	231,815	01	25,211
7,800	GENERAL ELECTRIC CO	03/26/01	10/25/01	282,720	28	317,220	54	34,500
5,051	COLUMBIA CAPITAL EQUITY PARTNERS II	09/27/01	10/25/01	6,858	81	5,051	04	1,807
30,350	BB&T CORP	12/07/00	10/29/01	991,134	14	1,029,660	17	38,526
12,175	SEI INVESTMENTS CO	01/24/01	10/29/01	388,940	53	497,343	89	108,403
5,181	SEI INVESTMENTS CO	08/24/01	10/29/01	165,511	36	227,808	57	62,297
12,944	SEI INVESTMENTS CO	08/27/01	10/29/01	413,506	87	567,335	52	153,828
17,975	EMC CORP	03/01/01	10/30/01	217,907	20	710,911	25	493,004
18,700	EMC CORP	08/27/01	10/30/01	226,696	22	321,092	09	94,395
29,325	AGILENT TECHNOLOGIES INC	01/26/01	10/30/01	647,389	28	1,604,180	14	956,790
1,775	AGILENT TECHNOLOGIES INC	07/27/01	10/30/01	39,185	54	53,354	90	14,169

CONFIDENTIAL

FEDERAL SCHEDULE D CHRONOLOGICALLY

01/01/2001 TO 12/31/2001

ADMINISTRATOR JULIUS J CIESIELKA  
 INV OFFICER STEVE LEHMAN  
 TAX OFFICER FRANCIS MEHAFFEY

ACCOUNT 0049-00-1/6 (cont )  
 The PEM MEMORIAL TRUST  
 TAXPAYER ID 23-6234669

UNITS	SECURITY	DATE	ACQUIRED	DISPOSED	PROCEEDS	BASIS	DISPOSED	GAIN/(LOSS)
8,325	MILLIPORE CORP	12/11/00	10/30/01	13	424,897	458,272	93	33,375 80-
750	MILLIPORE CORP	07/27/01	10/30/01	02	38,279	49,009	65	10,730 63-
48,650	MOTOROLA INC	07/27/01	10/30/01	14	780,670	934,488	66	153,818 52-
22,250	MOTOROLA INC	08/24/01	10/30/01	25	357,038	420,525	00	63,486 75-
56,100	WORLD COM INC-WORLDCOM GROUP	07/27/01	10/30/01	53	742,806	824,911	23	82,104 70-
675	WORLD COM INC-WORLDCOM GROUP	07/27/01	10/30/01	51	8,937	10,172	25	1,234 74-
10,354	ECOLAB INC	06/01/01	10/30/01	07	365,926	422,643	04	56,716 97-
6,646	ECOLAB INC	06/04/01	10/30/01	73	234,879	272,628	22	37,748 49-
1,025	ECOLAB INC	07/27/01	10/30/01	06	36,225	40,640	02	4,414 96-
9,150	WALT DISNEY CO	07/19/01	10/30/01	88	167,896	252,448	50	84,551 62-
2,000	WALT DISNEY CO	07/27/01	10/30/01	77	36,698	54,584	59	17,885 82-
4,000	BOEING CO	10/26/01	10/31/01	82	130,966	149,524	40	18,557 58-
3,000	BOEING CO	10/26/01	10/31/01	12	98,225	112,143	30	13,918 18-
61,080	CHARTER ONE FINL INC	05/03/01	11/02/01	54	1,661,949	1,690,037	06	28,087 52-
1,725	WASTE MANAGEMENT	07/27/01	11/06/01	35	44,227	53,524	68	9,297 33-
42,700	WASTE MANAGEMENT	12/20/00	11/06/01	12	1,094,787	1,056,325	41	38,461 71-
8,532	ASTORIA FINANCIAL CORP	05/09/01	11/06/01	46	435,855	493,576	20	57,720 74-
3,482	ASTORIA FINANCIAL CORP	05/10/01	11/06/01	25	177,877	202,422	59	24,545 34-
13,286	ASTORIA FINANCIAL CORP	05/11/01	11/06/01	57	678,712	767,659	77	88,947 20-
89,300	MOTOROLA INC	07/27/01	11/06/01	86	1,549,713	1,715,310	12	165,596 26-
10,750	ENRON CORP	03/21/01	11/07/01	17	83,202	600,868	02	517,665 85-
1,425	ENRON CORP	07/27/01	11/07/01	13	11,029	65,644	05	54,614 92-
1,300	VIACOM INC CL A	03/26/01	11/07/01	63	51,243	57,132	01	5,888 38-
3,500	A T & T WIRELESS GROUP	07/27/01	11/08/01	90	53,730	63,203	00	9,472 10-
5,000	A T & T WIRELESS GROUP	07/26/01	11/08/01	43	76,758	88,846	50	12,088 07-
1,100	TENET HEALTH CARE	10/02/01	11/08/01	52	60,444	65,529	20	5,084 68-
1,200	TENET HEALTH CARE	10/02/01	11/08/01	47	65,939	71,486	40	5,546 93-
1,600	UNITEDHEALTH GROUP INC	07/30/01	11/08/01	45	103,866	106,823	52	2,957 07-
400	UNITEDHEALTH GROUP INC	08/02/01	11/08/01	61	25,966	25,837	24	129 37-
2,900	VIACOM INC CL A	03/26/01	11/08/01	47	116,145	127,448	33	11,302 86-
12,900	A T & T WIRELESS GROUP	07/26/01	11/08/01	76	198,036	229,223	97	31,187 21-
6,200	A T & T WIRELESS GROUP	08/21/01	11/08/01	45	95,180	95,192	12	7,011 67-
2,300	A T & T WIRELESS GROUP	08/21/01	11/08/01	88	35,308	37,909	98	2,601 10-
394,618	HICKS MUSE TATE & FURST EQ FUND V LP	02/02/01	11/08/01	00	394,618	394,618	00	0 00

CONFIDENTIAL

FEDERAL SCHEDULE D CHRONOLOGICALLY

01/01/2001 TO 12/31/2001

ADMINISTRATOR JULIUS J CIESIELKA  
 INV OFFICER STEVE LEHMAN  
 TAX OFFICER FRANCIS MEHARFFEY

ACCOUNT 0049-00-1/6 (cont )  
 The PEM MEMORIAL TRUST  
 TAXPAYER ID 23-6234669

UNITS	SECURITY	ACQUIRED DATE	DISPOSED DATE	PROCEEDS	BASIS DISPOSED	GAIN/(LOSS)
1,900	A T & T WIRELESS GROUP	08/22/01 11/12/01	08/22/01 11/12/01	28,784 61	30,459 47	1,674 86-
700	A T & T WIRELESS GROUP	09/10/01 11/12/01	09/10/01 11/12/01	10,604 85	9,714 25	890 60
3,000	A T & T WIRELESS GROUP	09/10/01 11/12/01	09/10/01 11/12/01	45,449 37	41,632 50	3,816 87
2,200	VIACOM INC CL A	03/26/01 11/12/01	03/26/01 11/12/01	86,426 75	96,684 94	10,258 19-
1,900	ABBOTT LABORATORIES	05/16/01 11/13/01	05/16/01 11/13/01	100,732 54	100,706 46	26 08
13,700	TEXAS INSTRUMENTS INC	01/11/01 11/09/01	01/11/01 11/09/01	424,740 60	663,552 65	238,812 05-
1,100	VIACOM INC CL A	03/26/01 11/09/01	03/26/01 11/09/01	43,905 36	48,342 47	4,437 11-
1,900	A T & T WIRELESS GROUP	08/21/01 11/09/01	08/21/01 11/09/01	28,574 85	31,316 94	2,742 09-
700	A T & T WIRELESS GROUP	08/22/01 11/09/01	08/22/01 11/09/01	10,527 58	11,221 91	694 33-
6,900	A T & T WIRELESS GROUP	09/10/01 11/09/01	09/10/01 11/09/01	103,771 83	95,754 75	8,017 08
1,200	A T & T WIRELESS GROUP	09/10/01 11/09/01	09/10/01 11/09/01	18,047 28	16,653 00	1,394 28
83,819	WESTBROOK REAL ESTATE	04/06/01 11/09/01	04/06/01 11/09/01	222,079 05	83,819 00	138,260 05
27,451 05	FUND III L P WESTBROOK REAL ESTATE	07/06/01 11/09/01	07/06/01 11/09/01	72,731 75	27,451 05	45,280 70
9,547	TRANSOCEAN SEDCO FOREX	02/06/01 11/15/01	02/06/01 11/15/01	242,502 87	468,076 04	225,573 17-
22,103	TRANSOCEAN SEDCO FOREX	02/07/01 11/15/01	02/07/01 11/15/01	561,437 19	1,082,114 25	520,677 06-
800	TRANSOCEAN SEDCO FOREX	07/27/01 11/15/01	07/27/01 11/15/01	20,320.76	29,428 88	9,108 12-
27,300	TRANSOCEAN SEDCO FOREX	02/07/01 11/15/01	02/07/01 11/15/01	693,445 94	1,336,547 94	643,102 00-
28,200	TRANSOCEAN SEDCO FOREX	07/20/01 11/15/01	07/20/01 11/15/01	716,306 79	1,003,863 60	287,556 81-
8,900	BEAR STEARNS COS INC	08/27/01 11/15/01	08/27/01 11/15/01	537,734 27	488,735 49	48,998 78
12,891	BEAR STEARNS COS INC	09/07/01 11/15/01	09/07/01 11/15/01	778,868 81	642,471 97	136,396 84
18,017 08	CROM FAMILY HOLDINGS REALTY PARTNERS LP	03/19/01 11/15/01	03/19/01 11/15/01	18,017 08	18,017 08	0 00
20,409	BEAR STEARNS COS INC	09/07/01 11/16/01	09/07/01 11/16/01	1,213,072.49	1,017,160 07	195,912 42
16,200	BEAR STEARNS COS INC	09/17/01 11/16/01	09/17/01 11/16/01	962,897 46	782,745 12	180,152 34
102,925	WORLDCCOM INC-WORLDCOM	07/27/01 11/16/01	07/27/01 11/16/01	1,487,216 60	1,513,440 09	26,223 49-
800	SCHLUMBERGER LTD	10/17/01 11/16/01	10/17/01 11/16/01	35,677 53	38,808 00	3,130 47-

CONFIDENTIAL

Gain/Loss period is short  
 Disposal method sale

01/01/2001 TO 12/31/2001

ADMINISTRATOR JULIUS J CIESIELKA  
INV OFFICER STEVE LEHMAN  
TAX OFFICER FRANCIS MEHAFFEY

ACCOUNT 0049-00-1/6 (cont )  
The FWM MEMORIAL TRUST  
TAXPAYER ID 23-6234669

UNITS	SECURITY	DATE ACQUIRED	DATE DISPOSED	PROCEEDS	BASIS DISPOSED	GAIN/(LOSS)
3,000	IDEC PHARMACEUTICALS CORP	09/17/01	11/21/01	199,943 03	166,897 20	33,045 83
1,500	IDEC PHARMACEUTICALS CORP	09/17/01	11/21/01	99,971 52	82,371 45	17,600 07
5,000	DELT COMPUTER	03/26/01	11/23/01	130,192 16	136,250 00	6,057 84-
4,675	AMERICAN EXPRESS CO	12/22/00	11/26/01	161,005 80	250,060 14	89,054 34-
675	AMERICAN INTERNATIONAL GROUP INC	07/27/01	11/26/01	54,531 43	55,194 75	663 32-
4,100	AMADARCO PETROLEUM CORP	02/06/01	11/26/01	214,252 27	259,193 39	44,941 12-
8,525	AT&T CORP	09/26/01	11/26/01	144,900 54	154,387 75	9,487 21-
3,425	BANK OF AMERICA CORP	08/24/01	11/26/01	296,881 97	292,100 00	4,781 90
3,425	BANKFIRTH GROUP INC	08/24/01	11/26/01	74,148 77	78,642 45	4,493 68-
4,525	BEAR STEARNS COS INC	07/27/01	11/26/01	53,981 32	51,977 89	2,003 43
3,825	BEAR STEARNS COS INC	07/23/01	11/26/01	279,160 55	263,486 68	15,673 87
3,825	BECTON DICKINSON & CO	04/25/01	11/26/01	122,545 83	121,354 63	1,191 20
2,300	BRISTOL MYERS SQUIBB CO	02/26/01	11/26/01	126,398 71	137,259 48	10,860 77-
20,475	CENDANT CORP	10/26/01	11/26/01	329,300 67	286,377 68	42,922 99
1,500	CHEVRONTHEXACO CORPORATION	10/12/01	11/26/01	126,930 70	137,804 10	10,873 40-
1,775	CIGNA CORP	01/10/01	11/26/01	157,525 26	218,369 73	60,844 47-
5,425	COMCAST CORP CLASS A SPECIAL	04/18/01	11/26/01	212,761 39	232,869 76	20,108 37-
375	COMPUTER ASSOC INTERNATIONAL INC	07/27/01	11/26/01	11,459 47	13,102 50	1,643 03-
6,325	COMPUTER ASSOC INTERNATIONAL INC	05/24/01	11/26/01	193,283 00	201,055 94	7,772 94-
6,925	DARDEN RESTAURANTS INC	08/10/01	11/26/01	209,031 05	197,778 00	11,253 05
3,550	E I DU PONT DE NEMOURS & CO	06/01/01	11/26/01	158,610.45	164,417 54	5,807 09-
600	EL PASO CORPORATION	07/27/01	11/26/01	28,750 80	31,032 00	2,281 20-
3,500	EMERGY CORP NEW	10/30/01	11/26/01	128,899 63	136,633.70	7,734 07-
6,700	FORD MOTOR COMPANY	05/23/01	11/26/01	122,838 37	172,391 00	49,552 63-
3,550	HOME DEPOT INC	01/31/01	11/26/01	160,883 46	168,296 27	7,412 81-
3,075	INTERNATIONAL BUSINESS MACHINES CORP	11/06/01	11/26/01	354,873 90	337,646 07	17,227 83
11,475	KROGER CO	09/04/01	11/26/01	283,669 72	315,413 33	31,743 61-
5,475	LEXMARK INTL GROUP INC	06/19/01	11/26/01	277,037 79	318,599 56	41,561 77-
11,050	MASCO CORP	09/04/01	11/26/01	230,813 51	287,193 92	56,380 41-
675	MCGRAW HILL INC	07/27/01	11/26/01	38,209 05	42,903 00	4,693 95-

CONFIDENTIAL

Gain/loss period is short  
Disposal method sale

01/01/2001 TO 12/31/2001

ADMINISTRATOR JULIUS J CIESIELKA  
 INV OFFICER STEVE LEHMAN  
 TAX OFFICER FRANCIS MEHAFFEY

ACCOUNT 0049-00-1/6 (cont)  
 The BFW Memorial Trust  
 TAXPAYER ID 23-6234669

UNITS	SECURITY	DATE	ACQUIRED	DISPOSED	PROCEEDS	BASIS	DISPOSED	GAIN/(LOSS)
1,775	MICRON TECHNOLOGY INC	05/09/01	11/26/01	49,059	36	73,452	34	24,392
3,950	MONSANTO CO	04/19/01	11/26/01	125,664	24	136,842	22	11,177
2,650	MORGAN ST DEAN WITTER & CO	02/02/01	11/26/01	156,587	50	237,927	60	81,340
4,350	NATIONAL CITY CORP	01/10/01	11/26/01	122,782	46	123,387	75	605
2,950	NATIONALWIDE FINANCIAL SERV -A	01/10/01	11/26/01	111,110	68	124,172	58	13,061
2,925	PEPSI BOTTLING GROUP INC	10/29/01	11/26/01	131,767	72	137,650	50	5,882
1,775	PHARMACIA CORPORATION	12/08/00	11/26/01	82,250	74	105,232	83	22,982
3,675	PHILIP MORRIS COS INC	03/09/01	11/26/01	169,875	97	191,162	84	21,286
1,875	PHILIP MORRIS COS INC	10/29/01	11/26/01	86,671	41	94,119	19	7,447
425	THE PMI GROUP INC	07/27/01	11/26/01	26,748	60	29,032	98	2,284
950	THE PMI GROUP INC	03/16/01	11/26/01	59,791	00	54,029	45	5,761
3,625	PROCTER & GAMBLE CO	10/30/01	11/26/01	280,751	95	268,011	84	12,740
6,700	SPRINT CORP	10/30/01	11/26/01	145,494	33	136,074	32	9,420
1,575	TARGET CORP	07/27/01	11/26/01	59,600	89	58,369	50	1,231
3,275	TARGET CORP	01/10/01	11/26/01	123,932	01	112,707	49	11,224
4,275	TYCO INTERNATIONAL LTD	09/28/01	11/26/01	251,166	66	195,809	54	55,357
1,075	VERIZON COMMUNICATIONS	07/27/01	11/26/01	52,248	09	60,307	50	8,059
4,100	WACHOVIA CORPORATION	08/24/01	11/26/01	126,232	32	145,796	00	19,563
1,325	WELLPPOINT HEALTH NETWORKS	10/23/01	11/26/01	156,811	68	139,798	10	17,013
5,800	WISCONSIN ENERGY CORP	10/05/01	11/26/01	129,702	78	136,350	46	6,647
645	A T & T WIRELESS GROUP	07/20/01	11/26/01	9,547	54	11,191	27	1,643
1,200	AMERICAN EXPRESS CO	12/22/00	11/26/01	41,321	81	64,186	56	22,864
1,075	ANADARKO PETROLEUM CORP	02/06/01	11/26/01	56,235	23	67,959	24	11,724
2,225	AT&T CORP	09/26/01	11/26/01	37,601	24	40,294	75	2,693
1,175	BANK OF AMERICA CORP	08/24/01	11/26/01	75,799	29	74,612	50	1,186
875	BANKNORTH GROUP INC	08/24/01	11/26/01	18,986	84	20,091	14	1,104
1,400	BEAR STEARNS COS INC	07/23/01	11/26/01	86,153	12	81,520	74	4,632
1,000	BECTON DICKINSON & CO	04/25/01	11/26/01	31,968	92	31,726	70	242
5,325	CENDANT CORP	10/26/01	11/26/01	85,569	88	74,479	18	11,090
375	CHEVRONTXACO CORPORATION	10/12/01	11/26/01	31,873	91	34,451	02	2,577
475	CIGNA CORP	01/10/01	11/26/01	42,169	08	58,436	97	16,267
1,375	COMCAST CORP CLASS A SPECIAL	04/18/01	11/26/01	53,898	18	59,022	29	5,124
1,750	COMPUTER ASSOC INTERNATIONAL INC	05/24/01	11/26/01	53,355	70	55,628	12	2,272
1,775	DARDEN RESTAURANTS INC	08/10/01	11/26/01	54,204	36	50,694	00	3,510
950	E I DU PONT DE NEMOURS & CO	06/01/01	11/26/01	42,454	08	43,999	06	1,544
900	ENERGY CORP NEW FORD MOTOR COMPANY	10/30/01	11/26/01	33,136	88	35,134	38	1,997
1,750		05/23/01	11/26/01	32,048	77	45,027	50	12,978

CONFIDENTIAL

01/01/2001 TO 12/31/2001

ADMINISTRATOR JULIUS J CIESIELKA  
 INV OFFICER STEVE LEHMAN  
 TAX OFFICER FRANCIS MEHAFFEY

ACCOUNT 0049-00-1/6 (cont)  
 The PEM MEMORIAL TRUST  
 TAXPAYER ID 23-6234669

UNITS	SECURITY	DATE ACQUIRED	DATE DISPOSED	PROCEEDS	BASIS DISPOSED	GAIN/(LOSS)
950	HOME DEPOT INC	01/31/01	11/26/01	43,014 55	45,037 03	2,022 48-
975	INTERNATIONAL BUSINESS MACHINES CORP	11/06/01	11/26/01	112,452 72	107,058 51	5,394 21
2,975	KROGER CO	09/04/01	11/26/01	73,186 41	81,773 82	8,587 41-
1,425	LEXMARK INTL GROUP INC	06/19/01	11/26/01	72,017 08	82,923 17	10,906 09-
2,875	MASCO CORP	09/04/01	11/26/01	59,997 79	74,722 40	14,724 61-
475	MICRON TECHNOLOGY INC	05/09/01	11/26/01	13,204 54	19,656 26	6,451 72-
1,000	MONSANTO CO	04/19/01	11/26/01	31,896 52	34,643 60	2,747 08-
675	MORGAN ST DEAN WITTER & CO	02/02/01	11/26/01	39,749 42	60,604 20	20,854 78-
1,150	NATIONAL CITY CORP	01/10/01	11/26/01	32,488 58	32,619 75	131 17-
775	NATIONWIDE FINANCIAL SERV -A	01/10/01	11/26/01	29,110 73	32,621 61	3,510 88-
775	PEPSI BOTTLING GROUP INC	10/29/01	11/26/01	35,022 61	36,471 50	1,448 89-
1,125 5	PRIZER INC	07/19/01	11/26/01	49,103 92	46,325 58	2,778 34
475	PHARMACIA CORPORATION	12/08/00	11/26/01	22,058 27	28,160 90	6,102 65-
1,425	PHILIP MORRIS COS INC	10/29/01	11/26/01	65,918 27	71,530 58	5,612 31-
350	THE PMI GROUP INC	03/16/01	11/26/01	22,069 76	19,905 59	2,164 17
950	PROCTER & GAMBLE CO	10/30/01	11/26/01	73,679 53	70,237 58	3,441 95
1,725	SPRINT CORP	10/30/01	11/26/01	37,500 23	35,034 06	2,466 17
1,225	TARGET CORP	01/10/01	11/26/01	46,356 72	42,157 76	4,198 96
1,100	TYCO INTERNATIONAL LTD	09/28/01	11/26/01	64,633 82	50,383 74	14,250 08
1,075	WACHOVIA CORPORATION	08/24/01	11/26/01	33,044 38	38,227 00	5,182 62-
350	WELLPOINT HEALTH NETWORKS	10/23/01	11/26/01	41,473 61	36,927 80	4,545 81
1,500	MISCOSNIS ENERGY CORP	10/05/01	11/26/01	33,542 17	35,263 05	1,720 88-
8,900	HOME DEPOT INC	03/26/01	11/27/01	393,170 18	367,253 16	25,917 02
3,500	KIA-TENCOR CORPORATION	09/10/01	11/29/01	177,385 97	154,716 10	22,669 87
100	L-3 COMMUNICATIONS HLDGS INC	09/28/01	11/29/01	8,365 72	8,804 59	438 87-
1,300	L-3 COMMUNICATIONS HLDGS INC	09/17/01	11/29/01	107,777 32	112,888 62	5,111 30-
2,100	L-3 COMMUNICATIONS HLDGS INC	09/21/01	11/29/01	174,101 83	182,260 68	8,158 85-
500	L-3 COMMUNICATIONS HLDGS INC	09/28/01	11/29/01	41,452 82	44,022 95	2,570 13-
1,300	L-3 COMMUNICATIONS HLDGS INC	09/18/01	11/30/01	108,127 92	106,463 76	1,664 16

CONFIDENTIAL

Gain/loss period is short  
 Disposal method sale

FEDERAL SCHEDULE D CHRONOLOGICALLY

01/01/2001 TO 12/31/2001

ADMINISTRATOR JULIUS J CIESIELKA  
 INV OFFICER STEVE LEHMAN  
 TAX OFFICER FRANCIS MEHAFFEY

ACCOUNT 0049-00-1/6 (cont)  
 The PEM MEMORIAL TRUST  
 TAXPAYER ID 23-6234669

UNITS	SECURITY	DATE	ACQUIRED	DISPOSED	PROCEEDS	BASIS	DISPOSED	GAIN/(LOSS)
100	TEXAS INSTRUMENTS INC	10/17/01	12/04/01	3,104	72	3,201	00	96
12,228	FORD MOTOR COMPANY	05/23/01	12/04/01	214,325	20	114,626	44	100,301
1,475	FORD MOTOR COMPANY	07/27/01	12/04/01	25,852	93	37,723	56	11,870
13,662	FORD MOTOR COMPANY	05/24/01	12/04/01	239,459	52	345,843	97	106,384
24,515	FORD MOTOR COMPANY	05/23/01	12/04/01	429,684	52	630,770	95	201,086
47,885	FORD MOTOR COMPANY	05/24/01	12/04/01	839,300	15	1,212,175	28	372,875
2,176	FORD MOTOR COMPANY	10/29/01	12/04/01	38,139	65	35,821	31	2,318
200	BOSTON SCIENTIFIC	05/23/01	12/04/01	5,349	22	3,439	62	1,909
25,010	FORD MOTOR COMPANY	05/24/01	12/05/01	429,767	44	633,110	66	203,343
68,121	FORD MOTOR COMPANY	10/29/01	12/05/01	1,170,579	28	1,121,407	90	49,171
2,395	RENAISSANCE HOLDINGS LTD	12/28/00	12/05/01	232,751	74	178,571	20	54,180
1,637	RENAISSANCE HOLDINGS LTD	12/20/00	12/05/01	159,087	51	121,706	85	37,380
7,700	AOL TIME WARNER	03/26/01	12/05/01	266,933	14	315,007	00	48,073
3,900	AOL TIME WARNER	03/26/01	12/05/01	135,199	90	159,549	00	24,349
16,600	LEXMARK INTL GROUP INC	06/19/01	12/06/01	933,986	06	965,982	22	31,996
1,450	LEXMARK INTL GROUP INC	09/04/01	12/06/01	81,583	12	69,973	66	11,609
22,900	LEXMARK INTL GROUP INC	06/20/01	12/06/01	1,288,450	64	1,344,726	92	56,276
4,300	LEXMARK INTL GROUP INC	08/24/01	12/06/01	241,936	15	208,926	68	33,009
2,800	FED NAT'L MTG ASSN	09/19/01	12/06/01	211,752	45	225,566	88	13,814
500	FED NAT'L MTG ASSN	09/19/01	12/06/01	37,812	93	40,279	80	2,466
4,875	LEXMARK INTL GROUP INC	07/26/01	12/07/01	261,916	23	228,628	72	33,287
19,675	LEXMARK INTL GROUP INC	09/04/01	12/07/01	1,057,067	02	949,470	25	107,596
6,400	LEXMARK INTL GROUP INC	07/27/01	12/07/01	343,848	99	307,509	11	36,339

CONFIDENTIAL

FEDERAL SCHEDULE D CHRONOLOGICALLY

01/01/2001 TO 12/31/2001

ACCOUNT 0049-00-1/6 (cont)  
 The PEW MEMORIAL TRUST  
 TAXPAYER ID 23-6234669

ADMINISTRATOR JULIUS J CIESIELKA  
 INV OFFICER STEVE LEHMAN  
 TAX OFFICER FRANCIS MEHAFFEY

UNITS	SECURITY	DATE ACQUIRED	DATE DISPOSED	PROCEEDS	BASIS DISPOSED	GAIN/(LOSS)
30,600	LEXMARK INTL GROUP INC CL-A	08/24/01	12/07/01	1,644,028 01	1,486,780 56	157,247 45
500	BOSTON SCIENTIFIC	05/23/01	12/11/01	12,899 91	8,599 05	4,300 86
24,100	EL PASO CORPORATION	03/30/01	12/12/01	926,187 47	1,566,393 96	640,206 49-
600	BOSTON SCIENTIFIC	05/23/01	12/10/01	15,383 54	10,318 86	5,064 68
873,362 445	VANGUARD INSTITUTIONAL TOTAL STK MARKET	02/26/01	12/10/01	20,000,000 00	22,700,182 41	2,700,182 41-
8,700	MONSANTO CO	04/20/01	12/14/01	302,488 87	311,067 63	8,578 76-
8,000	MONSANTO CO	08/24/01	12/14/01	278,150 68	280,400 00	2,249 32-
3,400	AMGEN	03/26/01	12/14/01	192,602 55	199,772 44	7,169 89-
236	IMAGISTICS INTL INC	05/22/01	12/14/01	2,230 12	2,679 77	449 65-
1,600	PRUDENTIAL FINANCIAL INC	12/12/01	12/14/01	47,656 32	44,000 00	3,656 32
1,200	PRUDENTIAL FINANCIAL INC	12/12/01	12/14/01	35,635 92	33,000 00	2,635 92
7,000,000	U S TREASURY BONDS DTD 2/15/1999 5 25% 2/15/2029	02/27/01	12/13/01	6,518,476 56	6,730,390 63	211,914 07-
1,600	AMGEN	03/26/01	12/13/01	96,748 77	94,010 56	2,738 21
56,292 95	WESTBROOK REAL ESTATE FUND III L P	07/06/01	12/13/01	56,292 95	56,292.95	0 00
84,437	WESTBROOK REAL ESTATE FUND III L P	10/04/01	12/13/01	84,437 00	84,437 00	0 00
2,500	PRUDENTIAL FINANCIAL INC	12/12/01	12/13/01	73,410 04	68,750 00	4,660 04
100	IMAGISTICS INTL INC	05/22/01	12/13/01	975 44	1,135 50	160 06-
15,625	ST PAUL COS INC	01/10/01	12/18/01	692,114 38	746,271 87	54,157 49-
1,300	ST PAUL COS INC	07/27/01	12/18/01	57,583 92	57,473.00	110 92
5,600	ST PAUL COS INC	10/29/01	12/18/01	248,053 80	276,080 00	28,026 20-
18,900	ST PAUL COS INC	06/08/01	12/18/01	837,181 56	940,855 23	103,673 67-
13,400	ST PAUL COS INC	06/27/01	12/18/01	593,557 30	704,144.54	110,587 24-
12,900	ST PAUL COS INC	07/18/01	12/18/01	571,409 64	572,244 00	834 36-
475	COCA COLA CO	07/27/01	12/18/01	21,825 71	21,208 75	616 96
3,000	FLEXTRONICS INTERNATIONAL LTD	11/28/01	12/18/01	78,132 39	78,309 30	176 91-
700	WORLDWIDE INC-WORLDCOM GROUP	09/25/01	12/18/01	10,514 13	10,146 57	367 56
4,300	FLEXTRONICS INTERNATIONAL LTD	11/28/01	12/18/01	110,627 99	112,243 33	1,615 34-

CONFIDENTIAL



01/01/2001 TO 12/31/2001

ACCOUNT 0049-00-1/6 (cont )  
 The PEM MEMORIAL TRUST  
 TAXPAYER ID 23-6234669  
 ADMINISTRATOR JULIUS J CIESIELKA  
 INV OFFICER STEVE LEHMAN  
 TAX OFFICER FRANCIS MEHAFFEY

UNITS	SECURITY	DATE	ACQUIRED	DISPOSED	PROCEEDS	BASIS	DISPOSED	GAIN/(LOSS)
8,400	FLEXTRONICS INTERNATIONAL LTD	11/28/01	12/18/01	216,110	50	219,266	04	3,155 54-
20,000	WORLDCOM INC-WORLDCOM GROUP	09/25/01	12/18/01	299,473	98	289,902	00	9,571 98
3,000,000	U S TREASURY BONDS DTD 11/15/1997 6 125%	08/29/01	12/18/01	3,128,203	12	3,267,539	07	139,335 95-
100	FLEXTRONICS INTERNATIONAL LTD 11/15/2027	11/28/01	12/18/01	2,558	41	2,610	31	51 90-
2,100	PRUDENTIAL FINANCIAL INC	12/12/01	12/18/01	61,822	77	57,750	00	4,072 77
100	PRUDENTIAL FINANCIAL INC	12/12/01	12/18/01	2,943	94	2,750	00	193 94
4,500	AMGEN	03/26/01	12/18/01	259,962	18	264,404	70	4,442 52-
2,700	CNF TRANSPORTATION INC	05/23/01	12/17/01	82,864	01	90,138	15	7,274 14-
3,000	ALEXANDER & BALDWIN	05/22/01	12/17/01	77,142	42	72,240	00	4,902 42
434,216 24	VANGUARD INSTITUTIONAL TOTAL STK MARKET	02/26/01	12/17/01	10,000,000	00	11,286,022	09	1,286,022 09-
3,000,000	US TREASURY N/B DTD 2/15/2001 5 2/15/2011	08/29/01	12/20/01	2,976,093	77	3,026,484	38	50,390 61-
2,300	SYMANTEC CORP	11/29/01	12/20/01	148,934	98	150,639	42	1,704 44-
4,500	AMGEN	03/26/01	12/19/01	260,922	00	264,404	70	3,482 70-
2,700	TEXAS INSTRUMENTS INC	08/02/01	12/19/01	76,130	17	102,541	95	26,411 78-
1,100	TEXAS INSTRUMENTS INC	08/01/01	12/19/01	31,015	99	40,453	82	9,437 83-
3,300	TEXAS INSTRUMENTS INC	08/01/01	12/19/01	93,047	98	121,361	46	28,313 48-
116,188 78	CROW FAMILY HOLDINGS REALTY PARTNERS LP	07/06/01	12/21/01	116,188	78	116,188	78	0 00
900	SYMANTEC CORP	11/29/01	12/21/01	58,686	32	58,945	86	259 54-
700	SYMANTEC CORP	10/18/01	12/21/01	45,644	92	37,159	08	8,485 84
216,169 477	VANGUARD INSTITUTIONAL TOTAL STK MARKET	02/26/01	12/24/01	5,000,000	00	5,618,614	11	618,614 11-
200	SYMANTEC CORP	10/18/01	12/24/01	12,883	07	10,616	88	2,266 19
1,800	SEPRACOR INC	05/23/01	12/28/01	106,708	33	63,090	00	43,618 33
900	SEPRACOR INC	05/23/01	12/31/01	51,387	15	31,545	00	19,842 15
900	MCKESSON HBOC INC	08/14/01	11/01/01	32,363	64	36,067	05	3,703 41-
900	MCKESSON HBOC INC	08/02/01	11/01/01	32,363	63	35,891	19	3,527 56-

CONFIDENTIAL

ACCOUNT 0049-00-1/6 (cont )  
 The PEM MEMORIAL TRUST  
 TAXPAYER ID 23-6234669  
 ADMINISTRATOR JULIUS J CIESIELKA  
 INV OFFICER STEVE LEHMAN  
 TAX OFFICER FRANCIS MEHAFFEY

UNITS	SECURITY	ACQUIRED DATE	DISPOSED DATE	PROCEEDS	BASIS DISPOSED	GAIN/(LOSS)
Gain/Loss period is short						
Disposal method is sale						
800	JOHNSON & JOHNSON	11/01/01	09/04/01	46,662 44	44,827 76	1,834 68
900	ABBOTT LABORATORIES	11/01/01	05/16/01	48,004 39	47,703 06	301 33
2,841	JUNIPER NETWORKS INC	11/01/01	09/21/01	62,779 75	31,350 44	31,429 31
Total for disposal method sale						
				919,700,834 77	986,747,793 20	67,046,958 43-
Disposal method close						

65	S & P 500 FUTURE INDEX	11/29/00	02/16/01	21,204,938 30	22,140,625 00	935,686 70-
5	S & P 500 FUTURE INDEX	11/30/00	02/16/01	1,631,149 10	1,680,000 00	48,850 90-
6	S & P 500 FUTURE INDEX	11/30/00	02/16/01	1,957,378 92	2,016,000 00	58,621 08-
22	S & P 500 FUTURE INDEX	11/30/00	02/16/01	7,177,056 04	7,377,975 00	200,918 96-
49	S & P 500 FUTURE INDEX	11/30/00	02/20/01	16,046,511 18	16,432,762 50	386,251 32-
72	S & P 500 FUTURE INDEX	11/30/00	02/21/01	22,966,547 04	24,146,100 00	1,179,552 96-
6	S & P 500 FUTURE INDEX	11/30/00	02/26/01	1,884,223 17	2,012,175 00	127,951 83-
89	S & P 500 FUTURE INDEX	01/05/01	02/26/01	27,949,310 36	29,376,332 35	1,427,021 99-
360	CALC ON SPXL 4/20/01	03/19/01	03/22/01	612,202 75	1,895,594.40	1,283,391 65-
64	CALC ON SPXL 4/20/01	03/19/01	03/22/01	236,536 10	336,994 56	100,458 46-
1	CALC ON SPXL 4/20/01	03/20/01	03/22/01	3,695 88	5,104 00	1,408 12-
81	CALC ON SPXL 4/20/01	04/09/01	04/09/01	186,617 77	190,674 00	4,056 23-
98	S & P 500 FUTURE INDEX	02/16/01	04/09/01	28,051,600 36	32,325,300 00	4,273,699 64-
49	S & P 500 FUTURE INDEX	02/20/01	04/09/01	14,025,800 18	16,221,450 00	2,195,649 82-

CONFIDENTIAL

FEDERAL SCHEDULE D CHRONOLOGICALLY

01/01/2001 TO 12/31/2001

ADMINISTRATOR JULIUS J CIESIELKA  
 INV OFFICER STEVE LEHMAN  
 TAX OFFICER FRANCIS MEHAFFEY

ACCOUNT 0049-00-1/6 (cont )  
 The PEM MEMORIAL TRUST  
 TAXPAYER ID 23-6234669

UNITS	SECURITY	DATE ACQUIRED	DATE DISPOSED	PROCEEDS	BASIS DISPOSED	GAIN/(LOSS)
59	S & P 500 FUTURE INDEX JUN01	02/21/01	04/09/01	16,888,208 38	19,025,619 38	2,137,411 00-
12	S & P 500 FUTURE INDEX JUN01	03/20/01	05/08/01	3,794,933 64	3,459,000 00	335,933 64
37	S & P 500 FUTURE INDEX JUN01	03/21/01	05/08/01	11,701,045 39	10,560,976 60	1,140,068 79
61	S & P 500 FUTURE INDEX JUN01	03/22/01	05/08/01	19,290,912 67	16,937,385 05	2,353,527 62
13	S & P 500 FUTURE INDEX JUN01	02/21/01	05/08/01	4,111,178 11	4,192,085 62	80,907 51-
-----						
GAIN/loss period is short				-----		
Disposal method is close				-----		
Total for disposal method close				199,719,845 34	210,332,153 46	10,612,308 12-
Total for Gain/Loss period short				1,126,720,976 77	1,202,737,367 80	76,016,391 03-
-----						
GAIN/loss period is long				-----		
Disposal method is redemption				-----		

0	FHLMC GR#18-4176 DTD 9/1/1979 7 25% 9/1/2009	09/15/89	01/15/01	3,497 50	3,211 15	286 35
0	GNMA #1095 DTD 9/1/1972	05/20/87	01/15/01	847 00	732 66	114 34
0	FHLMC GR#18-4879 DTD 6 5% 7/15/2002	04/11/88	01/15/01	932 16	864 57	67 59
0	FHLMC GR#18-4879 DTD 7/1/1983 7 75% 12/1/2006	04/11/88	01/15/01	932 16	864 57	67 59
0	FHLMC GOLD #C00109 DTD 4/1/1992 8% 4/1/2022	03/30/92	01/15/01	8,820 23	8,738 53	81 70
0	FHLMC GOLD #C00109 DTD 4/1/1992 8% 4/1/2022	01/05/95	01/15/01	514 76	500 23	14 53
0	FHLMC GOLD #C00109 DTD 4/1/1992 8% 4/1/2022	03/26/98	01/15/01	123 71	128 97	5 26-
0	FHLMC GOLD #B70037 DTD 12/1/1991 9 5% 6/1/2020	04/16/93	01/15/01	84 36	91 60	7 24-
0	GNMA #388164 DTD 3/1/1994	01/17/95	01/15/01	273 19	253 22	19 97
0	GNMA #366782 DTD 5/1/1994	01/24/95	01/15/01	25,311 49	22,677 52	2,633 97
0	FHLMC GR#25-5698 DTD 8/1/1985 7 75% 5/1/2008	11/07/95	01/15/01	1,108 38	1,145 79	37 41-
0	FHLMC GOLD #D71783 DTD 5/1/1996 8% 12/1/2024	05/21/98	01/15/01	6,100 22	6,340 42	240 20-

CONFIDENTIAL

FEDERAL SCHEDULE D CHRONOLOGICALLY

01/01/2001 TO 12/31/2001

ADMINISTRATOR JULIUS J CIESIELKA  
 INV OFFICER STEVE LEHMAN  
 TAX OFFICER FRANCIS MEHAFFEY

ACCOUNT 0049-00-1/6 (cont )  
 The PEM MEMORIAL TRUST  
 TAXPAYER ID 23-6234669

UNITS	SECURITY	ACQUIRED DATE	DISPOSED DATE	PROCEEDS	BASIS DISPOSED	GAIN/(LOSS)
0	FHLMC GOLD #D71783 DTD 5/1/1996 8% 12/1/2024	06/19/98 01/15/01	07/10/96 01/15/01	4,315 47	4,463 82	148 35-
0	FHLMC GOLD #D65025 DTD 10/1/1995 9% 5/1/2025	06/19/98 01/15/01	07/10/96 01/15/01	1,102 13	1,150 34	48 21-
0	FHLMC GOLD #A01668 DTD 12/1/1996 8.25% 5/1/2017	06/19/98 01/15/01	12/05/96 01/15/01	8,825 07	9,196 00	370 93-
0	FHLMC GOLD #G10753 DTD 11/1/1997 6.5% 9/1/2009	01/28/98 01/15/01	01/28/98 01/15/01	2,919 52	2,945 98	26 46-
0	FHLMC GOLD #G10753 DTD 11/1/1997 6.5% 9/1/2009	05/21/98 01/15/01	05/21/98 01/15/01	3,549 83	3,575 34	25 51-
0	FHLMC GOLD #G00802 DTD 11/1/1997 6.5% 9/1/2009	11/03/97 01/15/01	11/03/97 01/15/01	80,287 99	78,933 13	1,354 86
0	FHLMC GOLD #G00803 DTD 11/1/1997 7.5% 1/1/2023	11/03/97 01/15/01	11/03/97 01/15/01	39,865 88	40,887 44	1,021 56-
0	FHLMC GOLD #G00803 DTD 11/1/1997 7.5% 1/1/2023	11/03/97 01/15/01	11/03/97 01/15/01	259 00	265 64	6 64-
0	FHLMC GOLD #G00803 DTD 11/1/1997 7.5% 1/1/2023	01/28/98 01/15/01	01/28/98 01/15/01	259 00	267 50	8 50-
0	FHLMC GOLD #G00803 DTD 11/1/1997 7.5% 1/1/2023	06/19/98 01/15/01	06/19/98 01/15/01	102 04	104 47	2 43-
0	FHLMC GOLD #G00804 DTD 11/1/1997 7.5% 1/1/2023	11/03/97 01/15/01	11/03/97 01/15/01	45,125 69	47,269 16	2,143 47-
0	FHLMC GOLD #G00804 DTD 11/1/1997 8% 6/1/2020	06/19/98 01/15/01	06/19/98 01/15/01	729 71	754 80	25 09-
0	FHLMC GOLD #G00806 DTD 11/1/1997 9% 2/1/2021	10/03/97 01/15/01	10/03/97 01/15/01	4,122 15	4,428 08	305 93-
0	FHLMC GOLD #G00805 DTD 11/1/1997 8.5% 6/1/2021	11/03/97 01/15/01	11/03/97 01/15/01	2,691 93	2,858 07	166 14-
0	FHLMC GOLD #G00805 DTD 11/1/1997 8.5% 6/1/2021	06/19/98 01/15/01	06/19/98 01/15/01	43 29	45 17	1 88-
0	FHLMC GOLD #555357 DTD 11/1/1997 10% 4/1/2020	11/03/97 01/15/01	11/03/97 01/15/01	13,952 35	15,308 34	1,355 99-
0	FHLMC GOLD #555357 DTD 11/1/1997 10% 4/1/2020	06/19/98 01/15/01	06/19/98 01/15/01	841 81	915 33	73 52-
0	FHLMC GOLD #555359 DTD 11/1/1997 6.5% 4/1/2008	11/03/97 01/15/01	11/03/97 01/15/01	3,927.98	3,923 07	4 91
0	FHLMC GOLD #555359 DTD 11/1/1997 6.5% 4/1/2008	06/19/98 01/15/01	06/19/98 01/15/01	273 71	275 25	1 54-
0	FHLMC GOLD #555350 DTD 11/1/1997 6% 11/1/2008	11/03/97 01/15/01	11/03/97 01/15/01	1,877 74	1,856 03	21 71
0	FHLMC GOLD #G00807 DTD 11/1/1997 9.5% 3/1/2021	11/03/97 01/15/01	11/03/97 01/15/01	4,218 16	4,531 88	313 72-

CONFIDENTIAL

Gain/loss period is long  
 Disposal method is redemption

FEDERAL SCHEDULE D CHRONOLOGICALLY

01/01/2001 TO 12/31/2001

ACCOUNT 0049-00-1/6 (cont )  
 TAXPAYER ID 23-6234669  
 The FWM MEMORIAL TRUST  
 INV OFFICER STEVE LEHMAN  
 ADMINISTRATOR JULIUS J CIESIELKA  
 TAX OFFICER FRANCIS MEHAFFEY

UNITS	SECURITY	DATE	ACQUIRED	DISPOSED	PROCEEDS	BASIS	DISPOSED	GAIN/(LOSS)
0	FHLMC GOLD #G00807 DTD	06/19/98	01/15/01	61 66	1,361 30	1,427 67	66 16	4 50-
0	FHLMC GOLD #D78101 DTD	01/12/99	01/15/01	1,361 30	1,427 67	66 16	66 37-	4 50-
0	FHLMC GOLD #D78101 DTD	2/1/1997	8 5% 2/1/2027	29 61	26 43	26 43	3 18	66 37-
0	FNMA #2145 DTD	8/1/1983	11/26/84	01/25/01	29 61	26 43	3 18	66 37-
0	FNMA #50207 DTD	6/1/1989	10/13/89	01/25/01	743 10	767 25	24 15-	66 37-
0	FNMA #50207 DTD	6/1/1989	11/27/89	01/25/01	31 33	32 49	1 16-	66 37-
0	FNMA #45685 DTD	4/1/1987	05/21/98	01/25/01	543 79	582 19	38 40-	66 37-
0	FNMA #166121 DTD	7/1/1992	07/25/94	01/25/01	23,715 55	24,423 31	707 76-	66 37-
0	FNMA #166124 DTD	7/1/1992	06/14/94	01/25/01	2,098 65	2,271 13	172 48-	66 37-
0	FNMA #287152 DTD	6/1/1994	05/21/98	01/25/01	2,323 79	2,397 87	74 08-	66 37-
0	FNMA #287152 DTD	6/1/1994	06/19/98	01/25/01	929 37	954 93	25 56-	66 37-
0	FNMA REMIC 1989-96G DTD	06/24/94	01/25/01	10,738 33	11,013 50	11,013 50	275 17-	66 37-
0	FNMA #288864 DTD	7/1/1994	06/22/94	01/25/01	47 63	47 37	0 26	66 37-
0	FNMA #290902 DTD	8/1/1994	05/21/98	01/25/01	61 93	63 63	1 70-	66 37-
0	FNMA #22355 DTD	12/1/1985	04/25/95	01/25/01	9,936 61	9,813 95	122 66	66 37-
0	FNMA #316218 DTD	6/1/1995	06/21/95	01/25/01	2,265 80	2,208 44	57 36	66 37-
0	FNMA #44097 DTD	6/1/1991	12/05/96	01/25/01	26,632 61	26,711 67	79 06-	66 37-
0	FNMA #44097 DTD	6/1/1991	11/30/95	01/25/01	33,019 50	33,349 69	330 19-	66 37-
0	FNMA #336554 DTD	1/1/1996	05/21/98	01/25/01	296 67	307 43	10 76-	66 37-
0	FNMA #336554 DTD	1/1/1996	06/19/98	01/25/01	158 79	165 43	6 64-	66 37-

CONFIDENTIAL

Gain/loss period is long  
 Disposal method redemption

FEDERAL SCHEDULE D CHRONOLOGICALLY

01/01/2001 TO 12/31/2001

ADMINISTRATOR JULIUS J CIESIELKA  
 INV OFFICER STEVE LEHMAN  
 TAX OFFICER FRANCIS MEHAFFEY

ACCOUNT 0049-00-1/6 (cont)  
 The PEM MEMORIAL TRUST  
 TAXPAYER ID 23-6234669

UNITS	SECURITY	ACQUIRED DATE	DISPOSED DATE	PROCEEDS	BASIS DISPOSED	GAIN/(LOSS)
0	FNMA #363680 DTD	08/21/96	01/25/01	62,573 17	63,140 24	567 07-
0	FNMA #1405 DTD 1/1/1983	12/05/96	01/25/01	9,641 58	9,620 49	21 09-
0	FNMA #368076 DTD	12/09/96	01/25/01	733 40	747 15	13 75-
0	FNMA #365834 DTD	12/05/96	01/25/01	36,747 25	37,042 95	295 70-
0	FNMA #73931 DTD 1/1/1997	12/23/96	01/25/01	2,819 75	2,825 36	5 61-
0	FNMA #73931 DTD 1/1/2007	04/23/97	01/25/01	95 44	93 47	1 97-
0	FNMA #73931 DTD 1/1/1997	01/28/98	01/25/01	353 12	365 81	12 69-
0	FNMA #73931 DTD 1/1/2007	05/21/98	01/25/01	1,049 83	1,087 23	37 40-
0	FNMA #73931 DTD 1/1/1997	06/19/98	01/25/01	338 81	350 88	12 07-
0	FNMA #390895 DTD 6/1/1997	06/17/97	01/25/01	2,478 50	2,528 07	49 57-
0	FNMA #395680 DTD 8/1/1997	07/23/97	01/25/01	33,029 21	33,534 97	505 76-
0	FNMA #313796 DTD	10/17/97	01/25/01	2,559 67	2,802 14	242 47-
0	FNMA #313799 DTD	10/17/97	01/25/01	10,938 27	11,677 46	739 19-
0	FNMA #313799 DTD	06/19/98	01/25/01	114 60	119 61	5 01-
0	FNMA #313800 DTD	10/17/97	01/25/01	42,950 04	45,545 50	2,595 46-
0	FNMA #313800 DTD	01/28/98	01/25/01	254 85	267 36	12 51-
0	FNMA #313801 DTD	10/17/97	01/25/01	28,103 54	29,520 80	1,417 26-
0	FNMA #313807 DTD	10/17/97	01/25/01	11,061 48	11,408 44	346 96-
0	FNMA #313807 DTD	01/28/98	01/25/01	1,090 83	1,124 58	33 75-
0	FNMA #313811 DTD	10/17/97	01/25/01	19,813 06	20,039 82	226 76-
0	FNMA #313811 DTD	06/19/98	01/25/01	481 76	487 48	5 72-

Disposal method as long  
 Gain/loss period as long

CONFIDENTIAL

FEDERAL SCHEDULE D CHRONOLOGICALLY

01/01/2001 TO 12/31/2001

ADMINISTRATOR JULIUS J CIBSIELKA  
 INV OFFICER STEVE LEHMAN  
 TAX OFFICER FRANCIS MEHAFFEY

ACCOUNT 0049-00-1/6 (cont)  
 The PEW MEMORIAL TRUST  
 TAXPAYER ID 23-6234669

UNITS	SECURITY	ACQUIRED DATE	DISPOSED DATE	PROCEEDS	BASIS DISPOSED	GAIN/(LOSS)
0	FNMA #313814 DTD 10/1/1997 6 5% 6/1/2021	10/17/97 01/25/01	10/17/97 01/25/01	9,953 33	9,905 51	47 82
0	FNMA #313815 DTD 10/1/1997 6 5% 1/1/2011	10/17/97 01/25/01	10/17/97 01/25/01	13,544 53	13,540 30	4 23
0	FNMA #313815 DTD 10/1/1997 6 5% 1/1/2011	01/28/98 01/25/01	01/28/98 01/25/01	1,290 87	1,292 08	1 21-
0	FNMA #313815 DTD 10/1/1997 6 5% 1/1/2011	03/26/98 01/25/01	03/26/98 01/25/01	96 68	97 28	0 60-
0	FNMA #313815 DTD 10/1/1997 6 5% 1/1/2011	05/21/98 01/25/01	05/21/98 01/25/01	3,332 38	3,357 38	25 00-
0	FNMA #313815 DTD 10/1/1997 6 5% 1/1/2011	06/19/98 01/25/01	06/19/98 01/25/01	995 17	998 91	3 74-
0	PENALTY DTD 10/1/1997	12/16/97 01/25/01	12/16/97 01/25/01	37,024 85	38,037 25	1,012 40-
0	FNMA #404460 PREPAY	12/16/97 01/25/01	12/16/97 01/25/01	8,065 67	8,286 21	220 54-
0	FNMA #518567 DTD 7 5% 12/1/2027	11/07/99 01/25/01	11/07/99 01/25/01	283 34	282 90	0 44
0	FNMA #509653 DTD 9/1/1999 7 5% 10/1/2029	10/07/99 01/25/01	10/07/99 01/25/01	431 34	430 67	0 67
0	FNMA #511205 DTD 9/1/1999 7 5% 10/1/2029	10/07/99 01/25/01	10/07/99 01/25/01	3,675 00	3,669 26	5 74
0	COUNTRYWIDE 6 5 6/25/13	02/25/98 01/25/01	02/25/98 01/25/01	101,920 92	101,252 07	668 85
0	COUNTRYWIDE 6 5 6/25/13	05/21/98 01/25/01	05/21/98 01/25/01	1,228 66	1,232 57	3 91-
0	COUNTRYWIDE 6 5 6/25/13	06/19/98 01/25/01	06/19/98 01/25/01	183 72	183 68	0 04
0	BEAR STEARNS 95-1 1A DTD 4/1/1995 6 47% 5/25/2010	04/06/95 01/25/01	04/06/95 01/25/01	56,874 83	54,170 02	2,704 81
0	BEAR STEARNS 95-1 1A DTD 4/1/1995 6 47% 5/25/2010	12/19/96 01/25/01	12/19/96 01/25/01	41,232 33	40,994 69	237 64
0	BEAR STEARNS 95-1 1A DTD 4/1/1995 6 47% 5/25/2010	05/21/98 01/25/01	05/21/98 01/25/01	1,288 51	1,312 31	23 80-
0	BEAR STEARNS 95-1 1A DTD 4/1/1995 6 47% 5/25/2010	06/19/98 01/25/01	06/19/98 01/25/01	2,254 89	2,298 37	43 48-

Gain/Loss period is long  
 Disposal method redemption

CONFIDENTIAL

01/01/2001 TO 12/31/2001

ADMINISTRATOR JULIUS J CIESIELKA  
 INV OFFICER STEVE LEHMAN  
 TAX OFFICER FRANCIS MEHARFEY

ACCOUNT 0049-00-1/6 (cont)  
 The PEW MEMORIAL TRUST  
 TAXPAYER ID 23-6234669

UNITS	SECURITY	ACQUIRED DATE	DISPOSED DATE	PROCEEDS	BASIS DISPOSED	GAIN/(LOSS)
-------	----------	---------------	---------------	----------	----------------	-------------

0	FHLMC GR#18-4176 DTD	09/15/89	02/15/01	2,046 77	1,879 19	167 58
0	FHLMC GR#18-4879 DTD	04/11/88	02/15/01	938 98	870 90	68 08
0	FHLMC GOLD #C00109 DTD	03/30/92	02/15/01	5,350 56	5,301 00	49 56
0	FHLMC GOLD #C00109 DTD	01/05/95	02/15/01	312 26	303 45	8 81
0	FHLMC GOLD #C00109 DTD	03/26/98	02/15/01	75 04	78 23	3 19-
0	FHLMC GOLD #B70037 DTD	04/16/93	02/15/01	104 22	113 16	8 94-
0	GNMA #388164 DTD 3/1/1994	01/17/95	02/15/01	275 01	254 90	20 11
0	GNMA #366782 DTD 5/1/1994	01/24/95	02/15/01	14,121 26	12,651 76	1,469 50
0	FHLMC GR#25-5698 DTD	11/07/95	02/15/01	5,505 42	5,691 23	185 81-
0	FHLMC GOLD #D71783 DTD	05/21/98	02/15/01	276 05	286 91	10 86-
0	FHLMC GOLD #D71783 DTD	06/19/98	02/15/01	195 28	201 99	6 71-
0	FHLMC GOLD #D5025 DTD	07/10/96	02/15/01	1,072 64	1,119 57	46 93-
0	FHLMC GOLD #A01668 DTD	12/05/96	02/15/01	2,877 60	2,998 55	120 95-
0	FHLMC GOLD #G00802 DTD	11/03/97	02/15/01	57,498 86	56,528 56	970 30
0	FHLMC GOLD #G10753 DTD	01/28/98	02/15/01	840 15	847 77	7 62-
0	FHLMC GOLD #G10753 DTD	05/21/98	02/15/01	1,021 53	1,028 88	7 35-
0	FHLMC GOLD #G00804 DTD	11/03/97	02/15/01	39,435 15	41,308 32	1,873 17-
0	FHLMC GOLD #G00804 DTD	06/19/98	02/15/01	637 69	659 61	21 92-
0	FHLMC GOLD #G00803 DTD	11/03/97	02/15/01	58,055 83	59,543 51	1,487 68-

Gain/loss period is long  
 Disposal method redemption

CONFIDENTIAL



FEDERAL SCHEDULE D CHRONOLOGICALLY

01/01/2001 TO 12/31/2001

ADMINISTRATOR JULIUS J CIESIELKA  
 INV OFFICER STEVE LEHMAN  
 TAX OFFICER FRANCIS MEHAFFREY

ACCOUNT 0049-00-1/6 (cont )  
 The PEM MEMORIAL TRUST  
 TAXPAYER ID 23-6234669

UNITS	SECURITY	ACQUIRED DATE	DISPOSED DATE	PROCEEDS	BASIS DISPOSED	GAIN/(LOSS)
0	FHLMC GOLD #G00803 DTD 11/1/1997 7 5% 1/1/2023	11/03/97 02/15/01	377 18	386 84	389 56	12 38-
0	FHLMC GOLD #G00803 DTD 11/1/1997 7 5% 1/1/2023	01/28/98 02/15/01	377 18	389 56	389 56	12 38-
0	FHLMC GOLD #G00803 DTD 11/1/1997 7 5% 1/1/2023	06/19/98 02/15/01	148 60	152 14	152 14	3 54-
0	FHLMC GOLD #G00806 DTD 11/1/1997 7 5% 1/1/2023	10/03/97 02/15/01	3,361 51	3,611 00	3,611 00	249 49-
0	FHLMC GOLD #G00805 DTD 11/1/1997 9% 2/1/2021	11/03/97 02/15/01	2,414 35	2,563 36	2,563 36	149 01-
0	FHLMC GOLD #G00805 DTD 11/1/1997 8 5% 6/1/2021	06/19/98 02/15/01	38 83	40 52	40 52	1 69-
0	FHLMC #555357 DTD 11/1/1997 8 5% 6/1/2021	11/03/97 02/15/01	1,318 23	1,446 35	1,446 35	128 12-
0	FHLMC #555357 DTD 11/1/1997 10% 4/1/2020	06/19/98 02/15/01	79 54	86 48	86 48	6 94-
0	FHLMC #555359 DTD 11/1/1997 6 5% 4/1/2008	11/03/97 02/15/01	5,681 06	5,673 95	5,673 95	7 11
0	FHLMC #555359 DTD 11/1/1997 6 5% 4/1/2008	06/19/98 02/15/01	395 87	398 10	398 10	2 23-
0	FHLMC #555350 DTD 11/1/1997 6 5% 4/1/2008	11/03/97 02/15/01	1,528 79	1,511 11	1,511 11	17 68
0	FHLMC GOLD #G00807 DTD 11/1/1997 6% 11/1/2008	11/03/97 02/15/01	3,300 74	3,546 24	3,546 24	245 50-
0	FHLMC GOLD #G00807 DTD 11/1/1997 9 5% 3/1/2021	06/19/98 02/15/01	48 26	51 77	51 77	3 51-
0	FHLMC GOLD #D78101 DTD 2/1/1997 8 5% 2/1/2027	01/12/99 02/15/01	1,261 52	1,323 02	1,323 02	61 50-
0	FNMA #2145 DTD 8/1/1983	11/26/84 02/25/01	29 90	26.68	26.68	3 22
0	FNMA #50207 DTD 6/1/1989	10/13/89 02/25/01	2,630 55	2,716 04	2,716 04	85 49-
0	FNMA #50207 DTD 6/1/1989	11/27/89 02/25/01	110 92	115 01	115 01	4 09-
0	FNMA #45685 DTD 4/1/1987	05/21/98 02/25/01	548 80	587 56	587 56	38 76-
0	FNMA #166121 DTD 7/1/1992	07/25/94 02/25/01	4,196 09	4,321 32	4,321 32	125 23-
0	FNMA #166124 DTD 7/1/1992	06/14/94 02/25/01	922 47	998 28	998 28	75 81-

Gain/loss period is long  
 Disposal method redemption

CONFIDENTIAL

FEDERAL SCHEDULE D CHRONOLOGICALLY

01/01/2001 TO 12/31/2001

ACCOUNT 0049-00-1/6 (cont )  
 TAXPAYER ID 23-6234669  
 ADMINISTRATOR JULIUS J CIESIELKA  
 INV OFFICER STEVE LEHMAN  
 TAX OFFICER FRANCIS MEHAFFEY

UNITS	SECURITY	ACQUIRED DATE	DISPOSED DATE	PROCEEDS	BASIS DISPOSED	GAIN/(LOSS)
0	FNMA #287152 DTD 6/1/1994	05/21/98	02/25/01	2,417 20	2,494 25	77 05-
0	FNMA #287152 DTD 6/1/1994	06/19/98	02/25/01	966 72	993 31	26 59-
0	FNMA REMIC 1989-96G DTD 6/1/2009	06/24/94	02/25/01	5,981 83	6,135 11	153 28-
0	FNMA #288864 DTD 7/1/1994	06/22/94	02/25/01	47 96	47 71	0 25
0	FNMA #287809 DTD 6/1/1994	07/29/94	02/25/01	1,602 60	1,596 59	6 01
0	FNMA #290902 DTD 8/1/1994	05/21/98	02/25/01	58 90	60 52	1 62-
0	FNMA #22355 DTD 12/1/1985	04/25/95	02/25/01	9,082 77	8,970 65	112 12
0	FNMA #316218 DTD 6/1/1995	06/21/95	02/25/01	2,419 18	2,357 94	61 24
0	FNMA #44097 DTD 6/1/1991	12/05/96	02/25/01	25,462 42	25,538 02	75 60-
0	FNMA #44097 DTD 6/1/1991	11/30/95	02/25/01	31,568 69	31,884 38	315 69-
0	FNMA #336554 DTD 1/1/1996	05/21/98	02/25/01	10,023 60	10,386 95	363 35-
0	FNMA #336554 DTD 1/1/1996	06/19/98	02/25/01	5,364 82	5,589 47	224 65-
0	FNMA #363680 DTD 11/1/2026	08/21/96	02/25/01	251,789 27	254,071 11	2,281 84-
0	FNMA #1405 DTD 1/1/1983	12/05/96	02/25/01	9,859 83	9,838 26	21 57
0	FNMA #368076 DTD 4/1/2004	12/09/96	02/25/01	756 45	770 63	14 18-
0	FNMA #365834 DTD 12/1/1996	12/05/96	02/25/01	164,539 99	165,864 02	1,324 03-
0	FNMA #73931 DTD 1/1/1997	12/23/96	02/25/01	2,837 95	2,843 60	5 65-
0	FNMA #73931 DTD 1/1/1997	04/23/97	02/25/01	96 05	94 07	1 98
0	FNMA #73931 DTD 1/1/1997	01/28/98	02/25/01	355 40	368 18	12 78-
0	FNMA #73931 DTD 1/1/1997	05/21/98	02/25/01	1,056 61	1,094 25	37 64-
0	FNMA #73931 DTD 1/1/1997	06/19/98	02/25/01	341 00	353 14	12 14-

Gain/loss period is long  
 Disposal method redemption

CONFIDENTIAL

01/01/2001 TO 12/31/2001

ADMINISTRATOR JULIUS J CIRSIELKA  
 INV OFFICER STEVE LEHMAN  
 TAX OFFICER FRANCIS MEHAPPEY

ACCOUNT 0049-00-1/6 (cont )  
 The PEW MEMORIAL TRUST  
 TAXPAYER ID 23-6234669

UNITS SECURITY ACQUIRED DATE DATE DISPOSED PROCEEDS BASIS DISPOSED GAIN/(LOSS)

UNITS	SECURITY	ACQUIRED DATE	DATE DISPOSED	PROCEEDS	BASIS DISPOSED	GAIN/(LOSS)
0	FNMA #390895 DTD 6/1/1997	06/17/97	02/25/01	109,013 35	111,193 62	2,180 27-
0	8% 6/1/2027 FNMA #395680 DTD 8/1/1997	07/23/97	02/25/01	2,213 52	2,247 41	33 89-
0	7 5% 8/1/2027 FNMA # 313796 DTD	10/17/97	02/25/01	5,294 03	5,795 51	501 48-
0	FNMA #313799 DTD	10/17/97	02/25/01	11,250 59	12,010 88	760 29-
0	10/1/1997 8 5% 1/1/2025 FNMA #313799 DTD	06/19/98	02/25/01	117 87	123 03	5 16-
0	10/1/1997 8 5% 1/1/2025 FNMA #313800 DTD	10/17/97	02/25/01	47,601 91	50,478 48	2,876 57-
0	10/1/1997 8 5% 8/1/2019 FNMA #313800 DTD	01/28/98	02/25/01	282 46	296 32	13 86-
0	10/1/1997 8 5% 8/1/2019 FNMA #313801 DTD	10/17/97	02/25/01	34,146 89	35,868 90	1,722 01-
0	10/1/1997 8 5% 1/1/2012 FNMA #313807 DTD	10/17/97	02/25/01	11,328 20	11,683 53	355 33-
0	10/1/1997 7 5% 2/1/2023 FNMA #313807 DTD	01/28/98	02/25/01	1,117 13	1,151 70	34 57-
0	10/1/1997 7 5% 2/1/2023 FNMA #313811 DTD	10/17/97	02/25/01	20,930 26	21,169 81	239 55-
0	10/1/1997 7% 3/1/2012 FNMA #313811 DTD	06/19/98	02/25/01	508 92	514 97	6 05-
0	10/1/1997 7% 3/1/2012 FNMA #313814 DTD	10/17/97	02/25/01	6,016 33	5,987 42	28 91
0	10/1/1997 6 5% 6/1/2021 FNMA #313815 DTD	10/17/97	02/25/01	13,663 37	13,659 10	4 27
0	10/1/1997 6 5% 1/1/2011 FNMA #313815 DTD	01/28/98	02/25/01	1,302 19	1,303 41	1 22-
0	10/1/1997 6 5% 1/1/2011 FNMA #313815 DTD	03/26/98	02/25/01	97 52	98 13	0 61-
0	10/1/1997 6 5% 1/1/2011 FNMA #313815 DTD	05/21/98	02/25/01	3,361 63	3,386 84	25 21-
0	10/1/1997 6 5% 1/1/2011 FNMA #313815 DTD	06/19/98	02/25/01	1,003 91	1,007 67	3 76-
0	10/1/1997 6 5% 1/1/2011 FNMA #401263 PREPAY	12/16/97	02/25/01	2,861 68	2,939 93	78 25-
0	7.5% 12/1/2027 FNMA #404460 PREPAY	12/16/97	02/25/01	119,106 12	122,362 93	3,256 81-

CONFIDENTIAL

Gain/loss period is long  
 Disposal method redemption

FEDERAL SCHEDULE D CHRONOLOGICALLY

01/01/2001 TO 12/31/2001

ADMINISTRATOR JULIUS J CIESIELKA  
 INV OFFICER STEVE LEHMAN  
 TAX OFFICER FRANCIS MEHAFFEY

ACCOUNT 0049-00-1/6 (cont )  
 The BEW MEMORIAL TRUST  
 TAXPAYER ID 23-6234669

UNITS	SECURITY	DATE ACQUIRED	DATE DISPOSED	PROCEEDS	BASIS DISPOSED	GAIN/LOSS (LOSS)
0	FNMA #518567 DTD 10/1/1999 7 5% 10/1/2029	11/07/99 02/25/01	1,253 38	1,251 42	1 96	
0	FNMA #509653 DTD 9/1/1999	10/07/99 02/25/01	311 58	311 09	0 49	
0	FNMA #511205 DTD 9/1/1999	10/07/99 02/25/01	16,853 12	16,826 79	26 33	
0	COUNTRYWIDE 6 5 6/25/13 DTD 4/1/1998 6 5%	02/25/98 02/25/01	37,336 54	37,091 51	245 03	
0	COUNTRYWIDE 6 5 6/25/13 DTD 4/1/1998 6 5%	05/21/98 02/25/01	450 09	451 52	1 43-	
0	COUNTRYWIDE 6 5 6/25/13 DTD 4/1/1998 6 5%	06/19/98 02/25/01	67 30	67 29	0 01	
0	BEAR STEARNS 95-1 1A DTD 4/1/1995 6 47% 5/25/2010	04/06/95 02/25/01	66,296 87	63,143 97	3,152 90	
0	BEAR STEARNS 95-1 1A DTD 4/1/1995 6 47% 5/25/2010	12/19/96 02/25/01	48,062 98	47,785 98	277 00	
0	BEAR STEARNS 95-1 1A DTD 4/1/1995 6 47% 5/25/2010	05/21/98 02/25/01	1,501 97	1,529 71	27 74-	
0	BEAR STEARNS 95-1 1A DTD 4/1/1995 6 47% 5/25/2010	06/19/98 02/25/01	2,628 44	2,679 12	50 68-	
0	BEACON CAPITAL PARTNERS INC	n/a 02/20/01	1,079,700 00	0 00	1,079,700 00	
0	FHLMC GR#18-4176 DTD 9/1/1979 7 25% 9/1/2009	09/15/89 03/15/01	2,268 66	2,082 91	185 75	
0	GNMA #1095 DTD 9/1/1972	05/20/87 03/15/01	902 97	781 07	121 90	
0	FHLMC GR#18-4879 DTD 7/1/1983 7 75% 12/1/2006	04/11/88 03/15/01	945.80	877 23	68 57	
0	FHLMC GOLD #C00109 DTD 4/1/1992 8% 4/1/2022	03/30/92 03/15/01	11,278 86	11,174 38	104 48	
0	FHLMC GOLD #C00109 DTD 4/1/1992 8% 4/1/2022	01/05/95 03/15/01	658 25	639 67	18 58	
0	FHLMC GOLD #C00109 DTD 4/1/1992 8% 4/1/2022	03/26/98 03/15/01	158 19	164 92	6 73-	
0	FHLMC GOLD #B70037 DTD 12/1/1991 9 5% 6/1/2020	04/16/93 03/15/01	88 59	96 19	7 60-	

CONFIDENTIAL

FEDERAL SCHEDULE D CHRONOLOGICALLY

01/01/2001 TO 12/31/2001

ADMINISTRATOR JULIUS J CIESIELKA  
 INV OFFICER STEVE LEHMAN  
 TAX OFFICER FRANCIS MEHAFFEY

ACCOUNT 0049-00-1/6 (cont )  
 The PEW MEMORIAL TRUST  
 TAXPAYER ID 23-6234669

UNITS	SECURITY	ACQUIRED DATE	DISPOSED DATE	PROCEEDS	BASIS DISPOSED	GAIN/LOSS PERIOD IS LONG	DISPOSAL METHOD
0	GNYA #388164 DTD 3/1/1994	01/17/95	03/15/01	278 29	257 94	20 35	
0	GNYA #366782 DTD 5/1/1994	01/24/95	03/15/01	13,418 04	12,021 72	1,396 32	
0	FHLMC GR#25-5698 DTD 7% 5/15/2024	11/07/95	03/15/01	1,021 27	1,055 74	34 47-	
0	FHLMC GOLD #D71783 DTD 5/1/1985 7 75% 5/1/2008	05/21/98	03/15/01	7,844 41	8,153 28	308 87-	
0	FHLMC GOLD #D71783 DTD 5/1/1996 8% 12/1/2024	06/19/98	03/15/01	5,549 36	5,740 12	190 76-	
0	FHLMC GOLD #D65025 DTD 5/1/1996 8% 12/1/2024	07/10/96	03/15/01	1,387 90	1,448 62	60 72-	
0	FHLMC GOLD #A01668 DTD 10/1/1995 9% 5/1/2025	12/05/96	03/15/01	25,144 89	26,201 76	1,056 87-	
0	FHLMC GOLD #G10753 DTD 12/1/1996 8 25% 5/1/2017	01/28/98	03/15/01	3,433 66	3,464 78	31 12-	
0	FHLMC GOLD #G10753 DTD 11/1/1997 6 5% 9/1/2009	05/21/98	03/15/01	4,174 97	4,204 98	30 01-	
0	FHLMC GOLD #G00802 DTD 11/1/1997 6.5% 11/1/2025	11/03/97	03/15/01	164,748 53	161,968 40	2,780 13	
0	FHLMC GOLD #G00804 DTD 11/1/1997 8% 6/1/2020	11/03/97	03/15/01	52,896 47	55,409 05	2,512 58-	
0	FHLMC GOLD #G00804 DTD 11/1/1997 8% 6/1/2020	06/19/98	03/15/01	855 37	884 77	29 40-	
0	FHLMC GOLD #G00803 DTD 11/1/1997 7 5% 1/1/2023	11/03/97	03/15/01	43,722 59	44,842 98	1,120 39-	
0	FHLMC GOLD #G00803 DTD 11/1/1997 7 5% 1/1/2023	11/03/97	03/15/01	284 06	291 34	7 28-	
0	FHLMC GOLD #G00803 DTD 11/1/1997 7.5% 1/1/2023	01/28/98	03/15/01	284 06	293 38	9 32-	
0	FHLMC GOLD #G00803 DTD 11/1/1997 7 5% 1/1/2023	06/19/98	03/15/01	111 91	114 58	2 67-	
0	FHLMC GOLD #G00806 DTD 11/1/1997 9% 2/1/2021	10/03/97	03/15/01	7,357 23	7,903 28	546 05-	
0	FHLMC GOLD #G00805 DTD 11/1/1997 8 5% 6/1/2021	11/03/97	03/15/01	3,368 83	3,576 75	207 92-	
0	FHLMC GOLD #G00805 DTD 11/1/1997 8 5% 6/1/2021	06/19/98	03/15/01	54 18	56 53	2 35-	
0	FHLMC #555357 DTD 11/1/1997 10% 4/1/2020	11/03/97	03/15/01	2,046 38	2,245 26	198 88-	
0	FHLMC #555357 DTD 11/1/1997 10% 4/1/2020	06/19/98	03/15/01	123 47	134 25	10 78-	

CONFIDENTIAL

01/01/2001 TO 12/31/2001

ADMINISTRATOR JULIUS J CIESIELKA  
 INV OFFICER STEVE LEHMAN  
 TAX OFFICER FRANCIS MEHAFFEY

ACCOUNT 0049-00-1/6 (cont )  
 The PEW MEMORIAL TRUST  
 TAXPAYER ID 23-6234669

UNITS	SECURITY	DATE ACQUIRED	DATE DISPOSED	PROCEEDS	BASIS DISPOSED	GAIN/(LOSS)
0	FHLMC #555359 DTD 11/03/97 03/15/01	11/03/97	03/15/01	3,547 63	3,543 20	4 43
0	FHLMC #555359 DTD 11/1997 6 5% 4/1/2008	06/19/98	03/15/01	247 21	248 60	1 39-
0	FHLMC #555350 DTD 11/1997 6 5% 4/1/2008	11/03/97	03/15/01	1,280 09	1,265 29	14 80
0	FHLMC GOLD #G00807 DTD 11/1997 6% 11/1/2008	11/03/97	03/15/01	7,777 21	8,355 64	578 43-
0	FHLMC GOLD #G00807 DTD 11/1997 9 5% 3/1/2021	06/19/98	03/15/01	113 70	121 98	8 28-
0	FHLMC GOLD #D78101 DTD 11/1997 9 5% 3/1/2021	01/12/99	03/15/01	18,805 67	19,722 44	916 77-
0	FHLMC #2145 DTD 8/1/1983	11/26/84	03/25/01	30 17	26 92	3 25
0	FHLMC #50207 DTD 6/1/1989	10/13/89	03/25/01	2,144 99	2,214 70	69 71-
0	FHLMC #50207 DTD 6/1/1989	11/27/89	03/25/01	90 44	93 78	3 34-
0	FHLMC #45685 DTD 4/1/1987	05/21/98	03/25/01	553 86	592 98	39 12-
0	FHLMC #166121 DTD 7/1/1992	07/25/94	03/25/01	4,478 69	4,612 35	133 66-
0	FHLMC #166124 DTD 7/1/1992	06/14/94	03/25/01	1,746 84	1,890 41	143 57-
0	FHLMC #287152 DTD 6/1/1994	05/21/98	03/25/01	2,420 57	2,497 73	77 16-
0	FHLMC #287152 DTD 6/1/1994	06/19/98	03/25/01	968 07	994 69	26 62-
0	FHLMC #290902 DTD 8/1/1994	06/24/94	03/25/01	9,268 48	9,505 98	237 50-
0	FHLMC #288864 DTD 7/1/1994	06/22/94	03/25/01	48 30	48 04	0 26
0	FHLMC #287809 DTD 6/1/1994	07/29/94	03/25/01	1,102 51	1,098 38	4 13
0	FHLMC #290902 DTD 8/1/1994	05/21/98	03/25/01	78 11	80 26	2 15-
0	FHLMC #22355 DTD 12/1/1985	04/25/95	03/25/01	11,013 01	10,877 07	135 94
0	FHLMC #316218 DTD 6/1/1995	06/21/95	03/25/01	2,924 59	2,850 56	74 03

Gain/loss period as long  
 Disposal method redemption

CONFIDENTIAL

FEDERAL SCHEDULE D CHRONOLOGICALLY

01/01/2001 TO 12/31/2001

ADMINISTRATOR JULIUS J CIESIELKA  
 INV OFFICER STEVE LEHMAN  
 TAX OFFICER FRANCIS MEHAFFEY

ACCOUNT 0049-00-1/6 (cont )  
 The PEW MEMORIAL TRUST  
 TAXPAYER ID 23-6234669

UNITS	SECURITY	DATE ACQUIRED	DATE DISPOSED	PROCEEDS	BASIS DISPOSED	GAIN/(LOSS)
0	FNMA #44097 DTD 6/1/1991	12/05/96	03/25/01	25,560 88	25,636 76	75 88-
0	6 5% 12/1/2003	11/30/95	03/25/01	31,690 75	32,007 66	316 91-
0	FNMA #44097 DTD 6/1/1991	05/21/98	03/25/01	204 69	212 11	7 42-
0	FNMA #336554 DTD 1/1/1996	06/19/98	03/25/01	109 55	114 14	4 59-
0	8 5% 11/1/2019	08/21/96	03/25/01	268,284 93	270,716 27	2,431 34-
0	FNMA #363680 DTD 11/1/1996 8% 11/1/2026	12/05/96	03/25/01	8,348 44	8,330 18	18 26
0	6 25% 4/1/2004	12/09/96	03/25/01	743 95	757 90	13 95-
0	FNMA #368076 DTD 12/1/1996 8% 11/1/2025	12/05/96	03/25/01	3,053 66	3,078 23	24 57-
0	12/1/1996 8% 12/1/2026	12/23/96	03/25/01	2,856 29	2,861 98	5 69-
0	FNMA #73931 DTD 1/1/1997	04/23/97	03/25/01	96 68	94 68	2 00
0	6 8% 1/1/2007	01/28/98	03/25/01	357 70	370 56	12 86-
0	FNMA #73931 DTD 1/1/1997	05/21/98	03/25/01	1,063 44	1,101 32	37 88-
0	6 8% 1/1/2007	06/19/98	03/25/01	343 20	355.43	12 23-
0	FNMA #73931 DTD 1/1/1997	06/17/97	03/25/01	21,820 30	22,256 71	436 41-
0	8% 6/1/2027	10/17/97	03/25/01	839 35	918 86	79 51-
0	FNMA #313796 DTD 10/1/1997 9 5% 2/1/2021	10/17/97	03/25/01	12,022 42	12,834 87	812 45-
0	10/1/1997 8.5% 1/1/2025	06/19/98	03/25/01	125 96	131 47	5 51-
0	FNMA #313799 DTD 10/1/1997 8 5% 1/1/2025	10/17/97	03/25/01	50,397 38	53,442 87	3,045 49-
0	FNMA #313800 DTD 10/1/1997 8 5% 8/1/2019	01/28/98	03/25/01	299 04	313 72	14 68-
0	10/1/1997 8 5% 8/1/2019	10/17/97	03/25/01	22,507 48	23,642 53	1,135 05-
0	FNMA #313801 DTD 10/1/1997 8 5% 1/1/2012	10/17/97	03/25/01	17,040 63	17,575 15	534 52-

CONFIDENTIAL

Gain/loss period is long  
 Disposal method redemption

FEDERAL SCHEDULE D CHRONOLOGICALLY

01/01/2001 TO 12/31/2001

ADMINISTRATOR JULIUS J CIESIELKA  
 INV OFFICER STEVE LEHMAN  
 TAX OFFICER FRANCIS MEHARFEY

ACCOUNT 0049-00-1/6 (cont )  
 The PEW MEMORIAL TRUST  
 TAXPAYER ID 23-6234669

UNITS	SECURITY	DATE ACQUIRED	DATE DISPOSED	PROCEEDS	BASIS DISPOSED	GAIN/(LOSS)
0	FNMA #31807 DTD 10/1/1997 7 5% 2/1/2023	01/28/98	03/25/01	1,680 47	1,732 46	51 99-
0	FNMA #31811 DTD 10/1/1997 7% 3/1/2012	10/17/97	03/25/01	26,531 49	26,835 15	303 66-
0	FNMA #31811 DTD 10/1/1997 7% 3/1/2012	06/19/98	03/25/01	645 12	652 78	7 66-
0	FNMA #31814 DTD 10/1/1997 6 5% 6/1/2021	10/17/97	03/25/01	5,358 91	5,333 16	25 75
0	FNMA #31815 DTD 10/1/1997 6 5% 1/1/2011	10/17/97	03/25/01	18,342 69	18,336 96	5 73
0	FNMA #31815 DTD 10/1/1997 6 5% 1/1/2011	01/28/98	03/25/01	1,748 16	1,749 80	1 64-
0	FNMA #31815 DTD 10/1/1997 6 5% 1/1/2011	03/26/98	03/25/01	130 92	131 74	0 82-
0	FNMA #31815 DTD 10/1/1997 6 5% 1/1/2011	05/21/98	03/25/01	4,512 89	4,546 74	33 85-
0	FNMA #518567 DTD 10/1/1997 6 5% 1/1/2011	06/19/98	03/25/01	1,347 71	1,352 77	5 06-
0	FNMA #518567 DTD 10/1/1999 7 5% 10/1/2029	11/07/99	03/25/01	2,211 02	2,207 56	3 46
0	FNMA #509653 DTD 9/1/1999 7 5% 9/1/2029	10/07/99	03/25/01	44,127 70	44,058 75	68 95
0	COUNTYWIDE 6 5 6/25/13 DTD 4/1/1998 6 5%	02/25/98	03/25/01	90,769 98	90,174 30	595 68
0	COUNTYWIDE 6 5 6/25/13 DTD 4/1/1998 6 5%	05/21/98	03/25/01	1,094 23	1,097 71	3 48-
0	COUNTYWIDE 6 5 6/25/13 DTD 4/1/1998 6 5%	06/19/98	03/25/01	163 62	163 59	0 03
0	BEAR STEARNS 95-1 1A DTD 4/1/1995 6 47% 5/25/2010	04/06/95	03/25/01	105,755 02	100,725 61	5,029 41
0	BEAR STEARNS 95-1 1A DTD 4/1/1995 6 47% 5/25/2010	12/19/96	03/25/01	76,668 80	76,226 94	441 86
0	BEAR STEARNS 95-1 1A DTD 4/1/1995 6 47% 5/25/2010	05/21/98	03/25/01	2,395 90	2,440 15	44 25-
0	BEAR STEARNS 95-1 1A DTD 4/1/1995 6 47% 5/25/2010	06/19/98	03/25/01	4,192 83	4,273 67	80 84-

Gain/loss period is long  
 Disposal method redemption

CONFIDENTIAL



01/01/2001 TO 12/31/2001

ACCOUNT 0049-00-1/6 (cont )  
 The PEW MEMORIAL TRUST  
 TAXPAYER ID 23-6234669  
 ADMINISTRATOR JULIUS J CIESIELKA  
 INV OFFICER STEVE LEHMAN  
 TAX OFFICER FRANCIS MEHAFFEY

UNITS	SECURITY	DATE ACQUIRED	DATE DISPOSED	PROCEEDS	BASIS DISPOSED	GAIN/(LOSS)
0	CHASE 1993-M AS DTD 11/1/1993 6 25% 11/25/2009	12/11/97	03/25/01	29,769 48	29,611 33	158 15
0	FHLMC GR#18-4176 DTD 9/1/1979 7 25% 9/1/2009 GNMA #1095 DTD 9/1/1972 6 5% 7/15/2002	05/20/87	04/15/01	673 88	582 91	90 97
0	FHLMC GR#18-4879 DTD 7/1/1983 7 75% 12/1/2006	04/11/88	04/15/01	952 96	883 86	69 10
0	FHLMC GOLD #C00109 DTD 4/1/1992 8% 4/1/2022	03/30/92	04/15/01	16,878 13	16,721 79	156 34
0	FHLMC GOLD #C00109 DTD 4/1/1992 8% 4/1/2022	01/05/95	04/15/01	985 03	957 23	27 80
0	FHLMC GOLD #C00109 DTD 4/1/1992 8% 4/1/2022	03/26/98	04/15/01	236 73	246 79	10 06-
0	FHLMC GOLD #B70037 DTD 4/1/1992 8% 4/1/2022	04/16/93	04/15/01	8,328 83	9,043 28	714.45-
0	GNMA #388164 DTD 3/1/1994 7 5% 3/15/2024	01/17/95	04/15/01	36,956 54	34,254 10	2,702 44
0	GNMA #366782 DTD 5/1/1994 7% 5/15/2024	01/24/95	04/15/01	23,514 73	21,067 73	2,447 00
0	FHLMC GR#25-5698 DTD 8/1/1985 7 75% 5/1/2008	11/07/95	04/15/01	1,035 83	1,070 79	34 96-
0	FHLMC GOLD #D71783 DTD 5/1/1996 8% 12/1/2024	05/21/98	04/15/01	437 15	454 36	17 21-
0	FHLMC GOLD #D71783 DTD 5/1/1996 8% 12/1/2024	06/19/98	04/15/01	309 25	319 88	10 63-
0	FHLMC GOLD #D65025 DTD 10/1/1995 9% 5/1/2025	07/10/96	04/15/01	19,786 66	20,652 33	865 67-
0	FHLMC GOLD #A01668 DTD 12/1/1996 8 25% 5/1/2017	12/05/96	04/15/01	10,982 28	11,443 88	461 60-
0	FHLMC GOLD #G10753 DTD 11/1/1997 6 5% 9/1/2009	01/28/98	04/15/01	1,555 47	1,569 57	14 10-
0	FHLMC GOLD #G10753 DTD 11/1/1997 6 5% 9/1/2009	05/21/98	04/15/01	1,891 29	1,904 88	13 59-
0	FHLMC GOLD #G00802 DTD 11/1/1997 6 5% 11/1/2025	11/03/97	04/15/01	140,195 56	137,829 76	2,365 80
0	FHLMC GOLD #G00804 DTD 11/1/1997 8% 6/1/2020	11/03/97	04/15/01	41,626 12	43,603 36	1,977 24-
0	FHLMC GOLD #G00804 DTD 11/1/1997 8% 6/1/2020	06/19/98	04/15/01	673 12	696 26	23 14-

CONFIDENTIAL

01/01/2001 TO 12/31/2001

ADMINISTRATOR JULIUS J CIESIELKA  
 INV OFFICER STEVE LEHMAN  
 TAX OFFICER FRANCIS MEHAFFEY

ACCOUNT 0049-00-1/6 (cont)  
 The PEW MEMORIAL TRUST  
 TAXPAYER ID 23-6234669

UNITS	SECURITY	DATE ACQUIRED	DATE DISPOSED	PROCEEDS	BASIS DISPOSED	GAIN/(LOSS)
0	FHLMC GOLD #G00803 DTD 11/1/1997 7 5% 1/1/2023	11/03/97 04/15/01	11/03/97 04/15/01	531 40	545 02	13 62-
0	FHLMC GOLD #G00803 DTD 11/1/1997 7 5% 1/1/2023	01/28/98 04/15/01	01/28/98 04/15/01	531 41	548 84	17 43-
0	FHLMC GOLD #G00803 DTD 11/1/1997 7 5% 1/1/2023	06/19/98 04/15/01	06/19/98 04/15/01	209 37	214 34	4 97-
0	FHLMC GOLD #G00806 DTD 11/1/1997 7 5% 1/1/2023	10/03/97 04/15/01	10/03/97 04/15/01	5,632 83	6,050 89	418 06-
0	FHLMC GOLD #G00805 DTD 11/1/1997 8 5% 6/1/2021	11/03/97 04/15/01	11/03/97 04/15/01	6,491 64	6,892 30	400 66-
0	FHLMC GOLD #G00805 DTD 11/1/1997 8 5% 6/1/2021	06/19/98 04/15/01	06/19/98 04/15/01	104 40	108 94	4 54-
0	FHLMC #555357 DTD 11/1/1997 8 5% 6/1/2021	11/03/97 04/15/01	11/03/97 04/15/01	2,123 71	2,330 10	206 39-
0	FHLMC #555359 DTD 11/1/1997 10% 4/1/2020	06/19/98 04/15/01	06/19/98 04/15/01	128 13	139 32	11 19-
0	FHLMC #555359 DTD 11/1/1997 10% 4/1/2020	11/03/97 04/15/01	11/03/97 04/15/01	3,314 46	3,310 31	4 15-
0	FHLMC #555359 DTD 11/1/1997 6 5% 4/1/2008	06/19/98 04/15/01	06/19/98 04/15/01	230 96	232 26	1 30-
0	FHLMC #555350 DTD 11/1/1997 6 5% 4/1/2008	11/03/97 04/15/01	11/03/97 04/15/01	2,328 86	2,301 93	26 93
0	FHLMC GOLD #G00807 DTD 11/1/1997 6% 11/1/2008	11/03/97 04/15/01	11/03/97 04/15/01	4,018 58	4,317 46	298 88-
0	FHLMC GOLD #G00807 DTD 11/1/1997 9.5% 3/1/2021	06/19/98 04/15/01	06/19/98 04/15/01	58 74	63 03	4 29-
0	FHLMC GOLD #D78101 DTD 2/1/1997 8 5% 2/1/2027	01/12/99 04/15/01	01/12/99 04/15/01	1,600 72	1,678 75	78 03-
0	MGI PROPERTIES COM LIQUIDATING TRUST	n/a 04/04/01	n/a 04/04/01	1,530 00	0 00	1,530 00
0	MGI PROPERTIES COM LIQUIDATING TRUST	n/a 04/04/01	n/a 04/04/01	3,780 00	0 00	3,780 00
0	MGI PROPERTIES COM LIQUIDATING TRUST	n/a 04/04/01	n/a 04/04/01	3,105 00	0 00	3,105 00
0	MGI PROPERTIES COM LIQUIDATING TRUST	n/a 04/04/01	n/a 04/04/01	12,420 00	0 00	12,420 00
0	MGI PROPERTIES COM LIQUIDATING TRUST	n/a 04/04/01	n/a 04/04/01	2,700 00	0 00	2,700 00

CONFIDENTIAL

FEDERAL SCHEDULE D CHRONOLOGICALLY

01/01/2001 TO 12/31/2001

ADMINISTRATOR JULIUS J CIRSIELKA  
 INV OFFICER STEVE LEHMAN  
 TAX OFFICER FRANCIS MEHAFFEY

ACCOUNT 0049-00-1/6 (cont )  
 The PEM MEMORIAL TRUST  
 TAXPAYER ID 23-6234669

UNITS SECURITY ACQUIRED DATE DISPOSED DATE PROCEEDS BASIS DISPOSED GAIN/(LOSS)

Gain/loss period is long  
 Disposal method redemption

0	FNMA #2145 DTD 8/1/1983	11/26/84	04/25/01	30	44	27	16	3	28
0	FNMA #50207 DTD 6/1/1989	10/13/89	04/25/01	690	73	713	18	22	45-
0	FNMA #50207 DTD 6/1/1989	11/27/89	04/25/01	29	13	30	20	1	07-
0	FNMA #4585 DTD 4/1/1987	05/21/98	04/25/01	7,952	18	8,513	81	561	63-
0	FNMA #166121 DTD 7/1/1992	07/25/94	04/25/01	41,241	94	42,472	75	1,230	81-
0	FNMA #166124 DTD 7/1/1992	06/14/94	04/25/01	1,754	16	1,898	33	144	17-
0	FNMA #287152 DTD 6/1/1994	05/21/98	04/25/01	2,380	22	2,456	09	75	87-
0	FNMA #287152 DTD 6/1/1994	06/19/98	04/25/01	951	93	978	11	26	18-
0	FNMA REMIC 1989-96G DTD	06/24/94	04/25/01	7,811	99	8,012	17	200	18-
0	FNMA #88864 DTD 7/1/1994	06/22/94	04/25/01	48	64	48	38	0	26
0	FNMA #287809 DTD 6/1/1994	07/29/94	04/25/01	1,219	18	1,214	61	4	57
0	FNMA #290902 DTD 8/1/1994	05/21/98	04/25/01	72	99	75	00	2	01-
0	FNMA #22355 DTD 12/1/1985	04/25/95	04/25/01	6,870	93	6,786	12	84	81
0	FNMA #316218 DTD 6/1/1995	06/21/95	04/25/01	2,292	19	2,234	17	58	02
0	FNMA #44097 DTD 6/1/1991	12/05/96	04/25/01	27,529	84	27,611	57	81	73-
0	FNMA #44097 DTD 6/1/1991	11/30/95	04/25/01	34,131	89	34,473	21	341	32-
0	FNMA #336554 DTD 1/1/1996	05/21/98	04/25/01	227	97	236	23	8	26-
0	FNMA #336554 DTD 1/1/1996	06/19/98	04/25/01	122	01	127	12	5	11-
0	FNMA #363680 DTD	08/21/96	04/25/01	228,949.	76	231,024	62	2,074	86-
0	FNMA #368076 DTD	12/09/96	04/25/01	749	10	763	15	14	05-

CONFIDENTIAL

FEDERAL SCHEDULE D CHRONOLOGICALLY

01/01/2001 TO 12/31/2001

ACCOUNT 0049-00-1/6 (cont )  
 The PEW MEMORIAL TRUST  
 TAXPAYER ID 23-6234669  
 ADMINISTRATOR JULIUS J CIESIELKA  
 INV OFFICER STEVE LEHMAN  
 TAX OFFICER FRANCIS MEHAFFEY

UNITS	SECURITY	ACQUIRED DATE	DISPOSED DATE	PROCEEDS	BASIS DISPOSED	GAIN/(LOSS)
0	FNMA #1405 DTD 1/1/1983	12/05/96	04/25/01	8,281 88	8,263 76	18 12
0	FNMA #365834 DTD 6 25% 4/1/2004	12/05/96	04/25/01	45,831 32	46,200 11	368 79-
0	FNMA #73931 DTD 1/1/1997 12/1/1996 8% 12/1/2026	12/23/96	04/25/01	2,874 76	2,880 49	5 73-
0	FNMA #73931 DTD 1/1/1997 6.8% 1/1/2007	04/23/97	04/25/01	97 30	95 29	2 01
0	FNMA #73931 DTD 1/1/1997 6 8% 1/1/2007	01/28/98	04/25/01	360 01	372 95	12 94-
0	FNMA #73931 DTD 1/1/1997 6 8% 1/1/2007	05/21/98	04/25/01	1,070 31	1,108 44	38 13-
0	FNMA #390895 DTD 6/1/1997 6 8% 1/1/2007	06/17/97	04/25/01	87,183 60	88,927 27	1,743 67-
0	FNMA #313796 DTD 8% 6/1/2027	10/17/97	04/25/01	1,599 38	1,750 89	151 51-
0	FNMA #13799 DTD 10/1/1997 9 5% 2/1/2021	10/17/97	04/25/01	104,242 64	111,287 17	7,044 53-
0	FNMA #13799 DTD 10/1/1997 8 5% 1/1/2025	06/19/98	04/25/01	1,092 14	1,139 92	47 78-
0	FNMA #13800 DTD 10/1/1997 8 5% 8/1/2019	10/17/97	04/25/01	40,444 54	42,888 59	2,444 05-
0	FNMA #313800 DTD 10/1/1997 8 5% 8/1/2019	01/28/98	04/25/01	239 99	251 76	11 77-
0	FNMA #313801 DTD 10/1/1997 8 5% 8/1/2012	10/17/97	04/25/01	33,828 75	35,534 73	1,705 98-
0	FNMA #313807 DTD 10/1/1997 7.5% 2/1/2023	10/17/97	04/25/01	13,280 46	13,697 04	416 58-
0	FNMA #313807 DTD 10/1/1997 7.5% 2/1/2023	01/28/98	04/25/01	1,309 66	1,350 18	40 52-
0	FNMA #313811 DTD 10/1/1997 7% 3/1/2012	10/17/97	04/25/01	32,749 93	33,124 76	374 83-
0	FNMA #313814 DTD 10/1/1997 7% 3/1/2012	06/19/98	04/25/01	796 32	805 78	9 46-
0	FNMA #313814 DTD 10/1/1997 6 5% 6/1/2021	10/17/97	04/25/01	5,026 79	5,002 64	24 15
0	FNMA #313815 DTD 10/1/1997 6 5% 1/1/2011	10/17/97	04/25/01	16,427 42	16,422 29	5 13
0	FNMA #313815 DTD 10/1/1997 6 5% 1/1/2011	01/28/98	04/25/01	1,565 62	1,567 09	1 47-

CONFIDENTIAL

01/01/2001 TO 12/31/2001

ADMINISTRATOR JULIUS J CIBSIELKA  
 INV OFFICER STEVE LEHMAN  
 TAX OFFICER FRANCIS MEHAFFEY

ACCOUNT 0049-00-1/6 (cont )  
 The PEW MEMORIAL TRUST  
 TAXPAYER ID 23-6234669

UNITS	SECURITY	ACQUIRED DATE	DISPOSED DATE	PROCEEDS	BASIS DISPOSED	GAIN/(LOSS)
0	FNMA #313815 DTD 10/1/1997 6 5% 1/1/2011	03/26/98	04/25/01	117 25	117 99	0 74-
0	FNMA #313815 DTD 10/1/1997 6 5% 1/1/2011	05/21/98	04/25/01	4,041 68	4,071 99	30 31-
0	FNMA #313815 DTD 10/1/1997 6 5% 1/1/2011	06/19/98	04/25/01	1,206 99	1,211 52	4 53-
0	FNMA #518567 DTD 10/1/1999 7 5% 10/1/2029	11/07/99	04/25/01	3,255 65	3,250 56	5 09
0	FNMA #509653 DTD 9/1/1999	10/07/99	04/25/01	369 06	368 48	0 58
0	FNMA #511205 DTD 9/1/1999	10/07/99	04/25/01	5,723 27	5,714 32	8 95
0	BEAR STEARNS 95-1 1A DTD 4/1/1995 6 47% 5/25/2010	04/06/95	04/25/01	35,269 27	33,591 96	1,677 31
0	BEAR STEARNS 95-1 1A DTD 4/1/1995 6 47% 5/25/2010	12/19/96	04/25/01	25,569 03	25,421 67	147 36
0	BEAR STEARNS 95-1 1A DTD 4/1/1995 6 47% 5/25/2010	05/21/98	04/25/01	799 03	813 79	14 76-
0	BEAR STEARNS 95-1 1A DTD 4/1/1995 6 47% 5/25/2010	06/19/98	04/25/01	1,398 31	1,425 27	26 96-
0	CHASE 1993-M AS DTD 11/1/1993 6 25%	12/11/97	04/25/01	295,165 29	293,597 23	1,568 06
0	COUNTYWIDE 6 5 6/25/13 DTD 4/1/1998 6 5%	02/25/98	04/25/01	143,136 04	142,196 71	939 33
0	COUNTYWIDE 6 5 6/25/13 DTD 4/1/1998 6 5%	05/21/98	04/25/01	1,725 50	1,731 00	5 50-
0	COUNTYWIDE 6 5 6/25/13 DTD 4/1/1998 6 5%	06/19/98	04/25/01	258 02	257 96	0 06
0	FHLMC GR#18-4176 DTD 9/1/1979 7 25% 9/1/2009	09/15/89	05/15/01	1,990 41	1,827 45	162 96
0	GNMA #1095 DTD 9/1/1972	05/20/87	05/15/01	878 39	759 80	118 59
0	FHLMC GR#18-4879 DTD 7/1/1983 7 75% 12/1/2006	04/11/88	05/15/01	959 28	889 73	69 55
0	FHLMC GOLD #C00109 DTD 4/1/1992 8% 4/1/2022	03/30/92	05/15/01	21,628 93	21,428 58	200 35

CONFIDENTIAL

Gain/loss period is long disposal method

FEDERAL SCHEDULE D CHRONOLOGICALLY

01/01/2001 TO 12/31/2001

ACCOUNT 0049-00-1/6 (cont )  
 The FWM MEMORIAL TRUST  
 TAXPAYER ID 23-6234669  
 ADMINISTRATOR JULIUS J CIESIELKA  
 INV OFFICER STEVE LEHMAN  
 TAX OFFICER FRANCIS MEHAFFEY

UNITS	SECURITY	DATE ACQUIRED	DATE DISPOSED	PROCEEDS	BASIS DISPOSED	GAIN/(LOSS)
0	FHLMC GOLD #C00109 DTD 4/1/1992 8% 4/1/2022	01/05/95	05/15/01	1,262 29	1,226 67	35 62
0	FHLMC GOLD #C00109 DTD 4/1/1992 8% 4/1/2022	03/26/98	05/15/01	303 36	316 25	12 89-
0	FHLMC GOLD #B70037 DTD 4/1/1992 8% 4/1/2022	04/16/93	05/15/01	46 37	50 35	3 98-
0	GNMA #388164 DTD 3/1/1994 7 5% 3/15/2024	01/17/95	05/15/01	228 79	212 06	16 73
0	GNMA #366782 DTD 5/1/1994 7 5% 3/15/2024	01/24/95	05/15/01	56,288 31	50,430 81	5,857 50
0	FHLMC GR#25-5698 DTD 7% 5/15/2024	11/07/95	05/15/01	1,169 66	1,209 14	39 48-
0	FHLMC GOLD #D71783 DTD 8/1/1985 7 75% 5/1/2008	05/21/98	05/15/01	13,794 62	14,337 79	543 17-
0	FHLMC GOLD #D71783 DTD 5/1/1996 8% 12/1/2024	06/19/98	05/15/01	9,758 71	10,094 17	335 46-
0	FHLMC GOLD #D65025 DTD 5/1/1996 8% 12/1/2024	07/10/96	05/15/01	930 11	970 80	40 69-
0	FHLMC GOLD #A01668 DTD 10/1/1995 9% 5/1/2025	12/05/96	05/15/01	2,981 80	3,107 13	125 33-
0	FHLMC GOLD #G00802 DTD 12/1/1996 8 25% 5/1/2017	11/03/97	05/15/01	107,398 59	105,586 25	1,812 34
0	FHLMC GOLD #G10753 DTD 11/1/1997 6 5% 11/1/2025	01/28/98	05/15/01	1,232 72	1,243 89	11 17-
0	FHLMC GOLD #G10753 DTD 11/1/1997 6 5% 9/1/2009	05/21/98	05/15/01	1,498 85	1,509 63	10 78-
0	FHLMC GOLD #G00804 DTD 11/1/1997 6 5% 9/1/2009	11/03/97	05/15/01	80,597 33	84,425 70	3,828 37-
0	FHLMC GOLD #G00804 DTD 11/1/1997 8% 6/1/2020	06/19/98	05/15/01	1,303 32	1,348 11	44 79-
0	FHLMC GOLD #G00803 DTD 11/1/1997 7 5% 1/1/2023	11/03/97	05/15/01	56,004 38	57,439 50	1,435 12-
0	FHLMC GOLD #G00803 DTD 11/1/1997 7 5% 1/1/2023	11/03/97	05/15/01	363 85	373 17	9 32-
0	FHLMC GOLD #G00803 DTD 11/1/1997 7 5% 1/1/2023	01/28/98	05/15/01	363 86	375 79	11 93-
0	FHLMC GOLD #G00803 DTD 11/1/1997 7 5% 1/1/2023	06/19/98	05/15/01	143 35	146 76	3 41-
0	FHLMC GOLD #G00806 DTD 11/1/1997 9% 2/1/2021	10/03/97	05/15/01	11,571 39	12,430 21	858 82-
0	FHLMC GOLD #G00805 DTD 11/1/1997 8 5% 6/1/2021	11/03/97	05/15/01	3,528 61	3,746 39	217 78-

Gain/loss period is long  
 Disposal method redemption

CONFIDENTIAL

FEDERAL SCHEDULE D CHRONOLOGICALLY

01/01/2001 TO 12/31/2001

ADMINISTRATOR JULIUS J CIESIELKA  
 INV OFFICER STEVE LEHMAN  
 TAX OFFICER FRANCIS MEHAFFEY

ACCOUNT 0049-00-1/6 (cont )  
 The PEM MEMORIAL TRUST  
 TAXPAYER ID 23-6234669

UNITS	SECURITY	ACQUIRED DATE	DISPOSED DATE	PROCEEDS	BASIS DISPOSED	GAIN/(LOSS)
0	FHLMC GOLD #G00805 DTD 11/1/1997 8 5% 6/1/2021	06/19/98 05/15/01	56 75	19,701 02	21,615 71	1,914 69-
0	FHLMC #555357 DTD 11/1/1997 10% 4/1/2020	11/03/97 05/15/01	1,188 66	1,292 47	1,292 47	103 81-
0	FHLMC #555359 DTD 11/1/1997 6 5% 4/1/2008	11/03/97 05/15/01	4,930 33	4,924 16	4,924 16	6 17
0	FHLMC #555359 DTD 11/1/1997 6 5% 4/1/2008	06/19/98 05/15/01	343 56	345 49	345 49	1 93-
0	FHLMC #555350 DTD 11/1/1997 6% 11/1/2008	11/03/97 05/15/01	2,194 38	2,169 01	2,169 01	25 37
0	FHLMC GOLD #G00807 DTD 11/1/1997 9 5% 3/1/2021	11/03/97 05/15/01	8,095 89	8,698 03	8,698 03	602 14-
0	FHLMC GOLD #G00807 DTD 11/1/1997 9 5% 3/1/2021	06/19/98 05/15/01	118 36	126 97	126 97	8 61-
0	FHLMC GOLD #D78101 DTD 2/1/1997 8 5% 2/1/2027	01/12/99 05/15/01	1,782 62	1,869 52	1,869 52	86 90-
0	FNMA #2145 DTD 8/1/1983 11/26/84 05/25/01	44 33	39 56	39 56	39 56	4 77
0	FNMA #50207 DTD 6/1/1989 10/13/89 05/25/01	697 12	29 39	30 48	30 48	1 09-
0	FNMA #50207 DTD 6/1/1989 11/27/89 05/25/01	29 39	454 00	486 07	486 07	32 07-
0	FNMA #166121 DTD 7/1/1992 07/25/94 05/25/01	13,521 90	13,925 45	13,925 45	13,925 45	403 55-
0	FNMA #166124 DTD 7/1/1992 06/14/94 05/25/01	1,761 83	1,906 63	1,906 63	1,906 63	144 80-
0	FNMA #287152 DTD 6/1/1994 05/21/98 05/25/01	12,999 11	13,413 45	13,413 45	13,413 45	414 34-
0	FNMA #287152 DTD 6/1/1994 06/19/98 05/25/01	5,198 80	5,341 77	5,341 77	5,341 77	142 97-
0	FNMA REMIC 1989-96G DTD 06/24/94 05/25/01	4,226 24	4,334 54	4,334 54	4,334 54	108 30-
0	FNMA #288864 DTD 7/1/1994 06/22/94 05/25/01	48 99	48 73	48 73	48 73	0 26
0	FNMA #287809 DTD 6/1/1994 07/29/94 05/25/01	3,489 70	3,476 61	3,476 61	3,476 61	13 09

Gain/loss period is long disposal method redemption

CONFIDENTIAL

01/01/2001 TO 12/31/2001

ADMINISTRATOR JULIUS J CIESIELKA  
 INV OFFICER STEVE LEHMAN  
 TAX OFFICER FRANCIS MEHAFFEY

ACCOUNT 0049-00-1/6 (cont)  
 The PEW MEMORIAL TRUST  
 TAXPAYER ID 23-6234669

UNITS	SECURITY	ACQUIRED DATE	DISPOSED DATE	PROCEEDS	BASIS DISPOSED	GAIN/(LOSS)
0	FNMA #290902 DTD 8/1/1994	05/21/98	05/25/01	77 87	80 01	2 14-
0	FNMA #22355 DTD 12/1/1985	04/25/95	05/25/01	8,180 87	8,079 89	100 98
0	FNMA #316218 DTD 6/1/1995	06/21/95	05/25/01	1,906 56	1,858 30	48 26
0	FNMA #44097 DTD 6/1/1991	12/05/96	05/25/01	23,778 75	23,849 35	70 60-
0	FNMA #44097 DTD 6/1/1991	11/30/95	05/25/01	29,481 25	29,776 06	294 81-
0	FNMA #336554 DTD 1/1/1996	05/21/98	05/25/01	211 94	219 62	7 68-
0	FNMA #336554 DTD 1/1/1996	06/19/98	05/25/01	113 43	118 18	4 75-
0	FNMA #363680 DTD 11/1/1996	08/21/96	05/25/01	255,457 95	257,773 04	2,315 09-
0	FNMA #1405 DTD 1/1/1983	12/05/96	05/25/01	7,700 69	7,683 84	16 85
0	FNMA #368076 DTD 4/1/2004	12/09/96	05/25/01	37,746 07	38,453 81	707 74-
0	FNMA #365834 DTD 12/1/1996	12/05/96	05/25/01	71,171 79	71,744 50	572 71-
0	FNMA #73931 DTD 1/1/1997	12/23/96	05/25/01	2,893 34	2,899 11	5 77-
0	FNMA #73931 DTD 1/1/1997	04/23/97	05/25/01	97 93	95 91	2 02
0	FNMA #73931 DTD 1/1/1997	01/28/98	05/25/01	362 34	375 36	13 02-
0	FNMA #73931 DTD 1/1/1997	05/21/98	05/25/01	1,077 23	1,115 61	38 38-
0	FNMA #73931 DTD 1/1/1997	06/19/98	05/25/01	347 65	360 04	12 39-
0	FNMA #390895 DTD 6/1/1997	06/17/97	05/25/01	89,633 50	91,426 17	1,792 67-
0	FNMA #313796 DTD 10/1/1997	05/25/01	10/17/97	752 69	823 98	71 29-
0	FNMA #313799 DTD 10/1/1997	05/25/01	10/17/97	15,165 55	16,190 41	1,024 86-
0	FNMA #313799 DTD 10/1/1997	05/25/01	06/19/98	158 89	165 84	6 95-
0	FNMA #313800 DTD 10/1/1997	05/25/01	10/17/97	82,121 69	87,084 28	4,962 59-

Gain/loss period is long disposal method redemption

CONFIDENTIAL



FEDERAL SCHEDULE D CHRONOLOGICALLY

01/01/2001 TO 12/31/2001

ADMINISTRATOR JULIUS J CIESIELKA  
 INV OFFICER STEVE LEHMAN  
 TAX OFFICER FRANCIS MEHAFFEY

ACCOUNT 0049-00-1/6 (cont)  
 The PEM MEMORIAL TRUST  
 TAXPAYER ID 23-6234669

UNITS	SECURITY	DATE ACQUIRED	DATE DISPOSED	PROCEEDS	BASIS DISPOSED	GAIN/(LOSS)
0	FNMA #313800 DTD 10/1/1997 8 5% 8/1/2019	01/28/98	05/25/01	487 29	511 20	23 91-
0	FNMA #313801 DTD 10/1/1997 8 5% 1/1/2012	10/17/97	05/25/01	36,188 28	38,013 25	1,824 97-
0	FNMA #313807 DTD 10/1/1997 7 5% 2/1/2023	01/28/98	05/25/01	1,560 78	1,609 07	48 29-
0	FNMA #313811 DTD 10/1/1997 7% 3/1/2012	10/17/97	05/25/01	28,922 03	29,253 06	331 03-
0	FNMA #313814 DTD 10/1/1997 6 5% 6/1/2021	06/19/98	05/25/01	703 25	711 60	8 35-
0	FNMA #313815 DTD 10/1/1997 6 5% 1/1/2011	10/17/97	05/25/01	18,251 83	18,246 13	5 70
0	FNMA #313815 DTD 10/1/1997 6 5% 1/1/2011	01/28/98	05/25/01	1,739 50	1,741 13	1 63-
0	FNMA #313815 DTD 10/1/1997 6 5% 1/1/2011	03/26/98	05/25/01	130 28	131 09	0 81-
0	FNMA #313815 DTD 10/1/1997 6 5% 1/1/2011	05/21/98	05/25/01	4,490 54	4,524 22	33 68-
0	FNMA #313815 DTD 10/1/1997 6 5% 1/1/2011	06/19/98	05/25/01	1,341 04	1,346 07	5 03-
0	FNMA #518567 DTD 10/1/1999 7 5% 10/1/2029	11/07/99	05/25/01	2,399 96	2,396 21	3 75
0	FNMA #509653 DTD 9/1/1999	10/07/99	05/25/01	2,532 30	2,528 34	3 96
0	FNMA #511205 DTD 9/1/1999	10/07/99	05/25/01	13,986 04	13,964 19	21 85
0	PNC MORTGAGE SECURITIES CORP 1998-11 2A1DTD 10/1/1998 6 5% 11/25/2013	04/06/00	05/25/01	213,625 05	204,779 64	8,845 41
0	COUNTRYWIDE 6 5 6/25/13	02/25/98	05/25/01	104,236 36	103,552 32	684 04
0	COUNTRYWIDE 6 5 6/25/13	05/21/98	05/25/01	1,256 57	1,260 57	4 00-
0	COUNTRYWIDE 6 5 6/25/13	06/19/98	05/25/01	187 90	187 86	0 04

Gain/loss period is long  
 Disposal method redemption

CONFIDENTIAL

FEDERAL SCHEDULE D CHRONOLOGICALLY

01/01/2001 TO 12/31/2001

ADMINISTRATOR JULIUS J GIESIELKA  
 INV OFFICER STEVE LEHMAN  
 TAX OFFICER FRANCIS MEHAFFEY

ACCOUNT 0049-00-1/6 (cont )  
 The BEW MEMORIAL TRUST  
 TAXPAYER ID 23-6234669

UNITS	SECURITY	DATE ACQUIRED	DATE DISPOSED	PROCEEDS	BASIS DISPOSED	GAIN/(LOSS)
0	CHASE 1993-M AS DTD 11/1/1993 6 25% 11/25/2009	12/11/97	05/25/01	284,690 85	283,178 43	1,512 42
0	BEAR STEARNS 95-1 1A DTD 4/1/1995 6 47% 5/25/2010	04/06/95	05/25/01	61,025 14	58,122 95	2,902 19
0	BEAR STEARNS 95-1 1A DTD 4/1/1995 6 47% 5/25/2010	12/19/96	05/25/01	44,241 15	43,986 18	254 97
0	BEAR STEARNS 95-1 1A DTD 4/1/1995 6 47% 5/25/2010	05/21/98	05/25/01	1,382 54	1,408 07	25 53-
0	BEAR STEARNS 95-1 1A DTD 4/1/1995 6 47% 5/25/2010	06/19/98	05/25/01	2,419 44	2,466 09	46 65-
0	FHLMC GR#18-4176 DTD 9/1/1979 7 25% 9/1/2009	09/15/89	06/15/01	1,628 80	1,495 44	133 36
0	GNMA #1095 DTD 9/1/1972 6 5% 7/15/2002	05/20/87	06/15/01	519 94	449 75	70 19
0	FHLMC GR#18-4879 DTD 7/1/1983 7 75% 12/1/2006	04/11/88	06/15/01	966 60	896 52	70 08
0	FHLMC GOLD #C00109 DTD 4/1/1992 8% 4/1/2022	03/30/92	06/15/01	24,139 37	23,915 77	223 60
0	FHLMC GOLD #C00109 DTD 4/1/1992 8% 4/1/2022	01/05/95	06/15/01	1,408 80	1,369 05	39 75
0	FHLMC GOLD #C00109 DTD 4/1/1992 8% 4/1/2022	03/26/98	06/15/01	338 57	352 96	14 39-
0	FHLMC GOLD #B70037 DTD 12/1/1991 9 5% 6/1/2020	04/16/93	06/15/01	70 14	76 16	6 02-
0	GNMA #388164 DTD 3/1/1994 7 5% 3/15/2024	01/17/95	06/15/01	230 32	213 48	16 84
0	GNMA #366782 DTD 5/1/1994 7% 5/15/2024	01/24/95	06/15/01	51,710 62	46,329 48	5,381 14
0	FHLMC GR#25-5698 DTD 8/1/1985 7 75% 5/1/2008	11/07/95	06/15/01	3,215 85	3,324 39	108 54-
0	FHLMC GOLD #D71783 DTD 5/1/1996 8% 12/1/2024	05/21/98	06/15/01	288 96	300 34	11 38-
0	FHLMC GOLD #D71783 DTD 5/1/1996 8% 12/1/2024	06/19/98	06/15/01	204 42	211 45	7 03-
0	FHLMC GOLD #D65025 DTD 10/1/1995 9% 5/1/2025	07/10/96	06/15/01	1,442 18	1,505 28	63 10-
0	FHLMC GOLD #A01668 DTD 12/1/1996 8 25% 5/1/2017	12/05/96	06/15/01	7,263 95	7,569 27	305 32-
0	FHLMC GOLD #G00802 DTD 11/1/1997 6 5% 11/1/2025	11/03/97	06/15/01	116,030 60	114,072 58	1,958 02

CONFIDENTIAL

01/01/2001 TO 12/31/2001

ADMINISTRATOR JULIUS J CIESIELKA  
INV OFFICER STEVE LEHMAN  
TAX OFFICER FRANCIS MEHAFFEY

ACCOUNT 0049-00-1/6 (cont )  
The PEM MEMORIAL TRUST  
TAXPAYER ID 23-6234669

UNITS	SECURITY	DATE	ACQUIRED DISPOSED	PROCEEDS	BASIS DISPOSED	GAIN/(LOSS)
0	FHLMC GOLD #G10753 DTD	01/28/98 06/15/01	934 29	942 76	8 47-	8 47-
0	FHLMC GOLD #G10753 DTD	05/21/98 06/15/01	1,136 00	1,144 16	8 16-	8 16-
0	FHLMC GOLD #G00804 DTD	11/03/97 06/15/01	39,294 47	41,160 96	1,866 49-	1,866 49-
0	FHLMC GOLD #G00804 DTD	06/19/98 06/15/01	635 41	657 26	21 85-	21 85-
0	FHLMC GOLD #G00803 DTD	11/03/97 06/15/01	372 78	382 33	9 55-	9 55-
0	FHLMC GOLD #G00803 DTD	01/28/98 06/15/01	372 77	385 01	12 24-	12 24-
0	FHLMC GOLD #G00803 DTD	06/19/98 06/15/01	146 87	150 36	3 49-	3 49-
0	FHLMC GOLD #G00806 DTD	10/03/97 06/15/01	4,270 52	4,587 47	316 95-	316 95-
0	FHLMC GOLD #G00805 DTD	11/03/97 06/15/01	3,140 27	3,334 08	193 81-	193 81-
0	FHLMC GOLD #G00805 DTD	06/19/98 06/15/01	50 50	52 70	2 20-	2 20-
0	FHLMC #555357 DTD	11/03/97 06/15/01	4,863 93	5,336 64	472 71-	472 71-
0	FHLMC #555357 DTD	06/19/98 06/15/01	293 46	319 09	25 63-	25 63-
0	FHLMC #555359 DTD	11/03/97 06/15/01	2,880 60	2,877 00	3 60	3 60
0	FHLMC #555359 DTD	06/19/98 06/15/01	200 73	201 86	1 13-	1 13-
0	FHLMC #555350 DTD	11/03/97 06/15/01	1,271 62	1,256 92	14 70	14 70
0	FHLMC GOLD #G00807 DTD	11/03/97 06/15/01	8,210 43	8,821 08	610 65-	610 65-
0	FHLMC GOLD #G00807 DTD	06/19/98 06/15/01	120 03	128 77	8 74-	8 74-
0	FHLMC GOLD #D78101 DTD	01/12/99 06/15/01	1,106 64	1,160 59	53 95-	53 95-
0	FNMA #2145 DTD 8/1/1983	11/26/84 06/25/01	31 11	27 77	3 34	3 34

Gain/loss period is long disposal method redemption

CONFIDENTIAL

01/01/2001 TO 12/31/2001

ACCOUNT 0049-00-1/6 (cont)  
 The BEW MEMORIAL TRUST  
 TAXPAYER ID 23-6234669  
 ADMINISTRATOR JULIUS J CIBSIELKA  
 INV OFFICER STEVE LEHMAN  
 TAX OFFICER FRANCIS MEHAFFEY

UNITS SECURITY DATE ACQUIRED DATE DISPOSED PROCEEDS BASIS DISPOSED GAIN/(LOSS)

0	FNMA #50207 DTD 6/1/1989	10/13/89	06/25/01	703 52	726 38	22 86-
0	10 5% 6/1/2004 FNMA #50207 DTD 6/1/1989	11/27/89	06/25/01	29 66	30 76	1 10-
0	10 5% 6/1/2004 FNMA #45685 DTD 4/1/1987	05/21/98	06/25/01	458 14	490 50	32 36-
0	10% 4/1/2016 FNMA #166121 DTD 7/1/1992	07/25/94	06/25/01	3,259 53	3,356 81	97 28-
0	9% 6/1/2020 FNMA #166124 DTD 7/1/1992	06/14/94	06/25/01	2,560 82	2,771 28	210 46-
0	10% 1/1/2020 FNMA #287152 DTD 6/1/1994	05/21/98	06/25/01	6,660 35	6,872 65	212 30-
0	7 5% 6/1/2009 FNMA #287152 DTD 6/1/1994	06/19/98	06/25/01	2,663 71	2,736 96	73 25-
0	7 5% 6/1/2009 FNMA REMIC 1989-96G DTD	06/24/94	06/25/01	8,019 74	8,225 25	205 51-
0	12/1/1989 8 75% 5/25/2019 FNMA #288864 DTD 7/1/1994	06/22/94	06/25/01	49 34	49 07	0 27
0	8% 7/1/2024 FNMA #287809 DTD 6/1/1994	07/29/94	06/25/01	873 82	870 54	3 28
0	7% 3/1/2004 FNMA #290902 DTD 8/1/1994	05/21/98	06/25/01	87 08	89 48	2 40-
0	8% 8/1/2024 FNMA #22355 DTD 12/1/1985	04/25/95	06/25/01	12,949 00	12,789 16	159 84
0	6 75% 1/1/2004 FNMA #316218 DTD 6/1/1995	06/21/95	06/25/01	1,799 40	1,753 85	45 55
0	6 5% 8/1/2007 FNMA #44097 DTD 6/1/1991	12/05/96	06/25/01	24,941 36	25,015 41	74 05-
0	6 5% 12/1/2003 FNMA #44097 DTD 6/1/1991	11/30/95	06/25/01	30,922 67	31,231 90	309 23-
0	6.5% 12/1/2003 FNMA #336554 DTD 1/1/1996	05/21/98	06/25/01	215 89	223 71	7 82-
0	8 5% 11/1/2019 FNMA #336554 DTD 1/1/1996	06/19/98	06/25/01	115 54	120 38	4 84-
0	11/1/1996 8% 11/1/2026 FNMA #363680 DTD	08/21/96	06/25/01	326,487 12	329,445 91	2,958 79-
0	11/1/1996 8% 11/1/2026 FNMA #1405 DTD 1/1/1983	12/05/96	06/25/01	7,957 20	7,939 79	17 41
0	6 25% 4/1/2004 FNMA #368076 DTD	12/09/96	06/25/01	656 34	668 64	12 30-
0	12/1/1996 8% 11/1/2025 FNMA #365834 DTD	12/05/96	06/25/01	91,918 89	92,658 55	739 66-

CONFIDENTIAL

01/01/2001 TO 12/31/2001

ADMINISTRATOR JULIUS J CIBSIELKA  
 INV OFFICER STEVE LEHMAN  
 TAX OFFICER FRANCIS MEHAFFEY

ACCOUNT 0049-00-1/6 (cont )  
 The PEM MEMORIAL TRUST  
 TAXPAYER ID 23-6234669

UNITS SECURITY ACQUIRED DISPOSED DATE DATE PROCEEDS BASIS DISPOSED GAIN/(LOSS)

UNITS	SECURITY	ACQUIRED DATE	DISPOSED DATE	PROCEEDS	BASIS DISPOSED	GAIN/(LOSS)
0	FNMA #73931 DTD 1/1/1997	12/23/96	06/25/01	2,912 01	2,917 82	5 81-
0	6 8% 1/1/2007	04/23/97	06/25/01	98 56	96 53	2 03
0	FNMA #73931 DTD 1/1/1997	01/28/98	06/25/01	364 68	377 79	13 11-
0	6 8% 1/1/2007	05/21/98	06/25/01	1,084 18	1,122 81	38 63-
0	FNMA #73931 DTD 1/1/1997	06/19/98	06/25/01	349 90	362 36	12 46-
0	6 8% 1/1/2007	06/17/97	06/25/01	131,068 00	133,689 36	2,621 36-
0	FNMA #313796 DTD 8% 6/1/2027	10/17/97	06/25/01	771 77	844 88	73 11-
0	FNMA #313799 DTD 10/1/1997 9.5% 2/1/2021	10/17/97	06/25/01	19,594 91	20,919 10	1,324 19-
0	FNMA #313799 DTD 10/1/1997 8.5% 1/1/2025	06/19/98	06/25/01	205 29	214 27	8 98-
0	FNMA #313800 DTD 10/1/1997 8.5% 1/1/2025	10/17/97	06/25/01	78,368 92	83,104 73	4,735 81-
0	FNMA #313800 DTD 10/1/1997 8.5% 8/1/2019	01/28/98	06/25/01	465 02	487 84	22 82-
0	FNMA #313801 DTD 10/1/1997 8.5% 1/1/2012	10/17/97	06/25/01	22,113 97	23,229 18	1,115 21-
0	FNMA #313807 DTD 10/1/1997 7.5% 2/1/2023	10/17/97	06/25/01	24,154 50	24,912 16	757 66-
0	FNMA #313807 DTD 10/1/1997 7.5% 2/1/2023	01/28/98	06/25/01	2,382 00	2,455.70	73 70-
0	FNMA #313811 DTD 10/1/1997 7% 3/1/2012	10/17/97	06/25/01	26,153 76	26,453 10	299 34-
0	FNMA #313811 DTD 10/1/1997 7% 3/1/2012	06/19/98	06/25/01	635 93	643 49	7 56-
0	FNMA #313814 DTD 10/1/1997 6.5% 6/1/2022	10/17/97	06/25/01	4,883 92	4,860 45	23 47
0	FNMA #313815 DTD 10/1/1997 6.5% 1/1/2011	10/17/97	06/25/01	34,555 11	34,544 32	10 79
0	FNMA #313815 DTD 10/1/1997 6.5% 1/1/2011	01/28/98	06/25/01	3,293 29	3,296 38	3 09-
0	FNMA #313815 DTD 10/1/1997 6.5% 1/1/2011	03/26/98	06/25/01	246 64	248 18	1 54-
0	FNMA #313815 DTD 10/1/1997 6.5% 1/1/2011	05/21/98	06/25/01	8,501 67	8,565 43	63 76-

CONFIDENTIAL

FEDERAL SCHEDULE D CHRONOLOGICALLY

REPORT RUN 05/12/2002 at 11 02 AM

BUSINESS DATE 05/13/2002

01/01/2001 TO 12/31/2001

ADMINISTRATOR JULIUS J CIESIELKA  
INV OFFICER STEVE LEHMAN  
TAX OFFICER FRANCIS MEHAFFEY

ACCOUNT 0049-00-1/6 (cont )  
The PEW MEMORIAL TRUST  
TAXPAYER ID 23-6234669

UNITS	SECURITY	DATE ACQUIRED	DATE DISPOSED	PROCEEDS	BASIS DISPOSED	GAIN/LOSS
0	FNMA #313815 DTD	06/19/98	06/25/01	2,538 91	2,548 43	9 52-
0	FNMA #518567 DTD	11/07/99	06/25/01	3,273 33	3,268 22	5 11
0	FNMA #509653 DTD	10/07/99	06/25/01	48,507 94	48,432 14	75 80
0	FNMA #511205 DTD	10/07/99	06/25/01	6,894 54	6,883 76	10 78
0	COUNTYWIDE 6 5 6/25/13	02/25/98	06/25/01	65,069 26	64,642 24	427 02
0	COUNTYWIDE 6 5 6/25/13	05/21/98	06/25/01	784 41	786 91	2 50-
0	COUNTYWIDE 6 5 6/25/13	06/19/98	06/25/01	117 29	117 27	0 02
0	BEAR STEARNS 95-1 1A DTD	04/06/95	06/25/01	54,802 20	52,195 95	2,606 25
0	BEAR STEARNS 95-1 1A DTD	12/19/96	06/25/01	39,729 73	39,500 76	228 97
0	BEAR STEARNS 95-1 1A DTD	05/21/98	06/25/01	1,241 55	1,264 48	22 93-
0	BEAR STEARNS 95-1 1A DTD	06/19/98	06/25/01	2,172 72	2,214 61	41 89-
0	CHASE 1993-M AS DTD	12/11/97	06/25/01	274,568 05	273,109 41	1,458 64
0	PNC MORTGAGE SECURITIES	04/06/00	06/25/01	146,119 81	140,069 54	6,050 27
0	FHLMC GR#18-4176 DTD	09/15/89	07/15/01	2,617 75	2,403 42	214 33
0	GNMA #1095 DTD	05/20/87	07/15/01	449 24	388 59	60 65
0	FHLMC GR#18-4879 DTD	04/11/88	07/15/01	973 59	903 00	70 59
0	FHLMC GOLD #C00109 DTD	03/30/92	07/15/01	27,920 58	27,661 95	258 63
0	FHLMC GOLD #C00109 DTD	01/05/95	07/15/01	1,629 48	1,583 50	45 98

CONFIDENTIAL

Gain/loss period is long disposal method redemption

01/01/2001 TO 12/31/2001

ADMINISTRATOR JULIUS J CIESIELKA  
 INV OFFICER STEVE LEHMAN  
 TAX OFFICER FRANCIS MEHAFFEY

ACCOUNT 0049-00-1/6 (cont )  
 The PEM MEMORIAL TRUST  
 TAXPAYER ID 23-6234669

UNITS	SECURITY	ACQUIRED DATE	DISPOSED DATE	PROCEEDS	BASIS DISPOSED	GAIN/(LOSS)
0	FHLMC GOLD #C00109 DTD	03/26/98	07/15/01	391 60	408 24	16 64-
0	FHLMC GOLD #B70037 DTD	04/16/93	07/15/01	112 43	122 07	9 64-
0	12/1/1991 9 5% 6/1/2020	01/17/95	07/15/01	231 85	214 90	16 95
0	GNMA #388164 DTD 3/1/1994	01/17/95	07/15/01	108,101 56	96,852 24	11,249 32
0	7% 5/15/2024	11/07/95	07/15/01	1,991 85	2,059 08	67 23-
0	FHLMC GR#25-5698 DTD	11/07/95	07/15/01	1,991 85	2,059 08	67 23-
0	8/1/1985 7 75% 5/1/2008	05/21/98	07/15/01	408 69	424 79	16 10-
0	FHLMC GOLD #D71783 DTD	05/21/98	07/15/01	408 69	424 79	16 10-
0	5/1/1996 8% 12/1/2024	06/19/98	07/15/01	289 12	299 06	9 94-
0	FHLMC GOLD #D71783 DTD	06/19/98	07/15/01	289 12	299 06	9 94-
0	5/1/1996 8% 12/1/2024	07/10/96	07/15/01	1,432 86	1,495 55	62 69-
0	FHLMC GOLD #D65025 DTD	07/10/96	07/15/01	1,432 86	1,495 55	62 69-
0	10/1/1995 9% 5/1/2025	12/05/96	07/15/01	7,623 98	7,944 43	320 45-
0	FHLMC GOLD #A01668 DTD	12/05/96	07/15/01	7,623 98	7,944 43	320 45-
0	12/1/1996 8 25% 5/1/2017	11/03/97	07/15/01	101,779 19	100,061 66	1,717 53
0	FHLMC GOLD #G00802 DTD	11/03/97	07/15/01	101,779 19	100,061 66	1,717 53
0	11/1/1997 6 5% 11/1/2025	01/28/98	07/15/01	3,329 64	3,359 81	30 17-
0	FHLMC GOLD #G10753 DTD	01/28/98	07/15/01	3,329 64	3,359 81	30 17-
0	11/1/1997 6 5% 9/1/2009	05/21/98	07/15/01	4,048 48	4,077 58	29 10-
0	FHLMC GOLD #G10753 DTD	05/21/98	07/15/01	4,048 48	4,077 58	29 10-
0	11/1/1997 6 5% 9/1/2009	11/03/97	07/15/01	61,277 25	64,187 91	2,910 66-
0	FHLMC GOLD #G00804 DTD	11/03/97	07/15/01	61,277 25	64,187 91	2,910 66-
0	11/1/1997 8% 6/1/2020	06/19/98	07/15/01	990 89	1,024 96	34 07-
0	FHLMC GOLD #G00804 DTD	06/19/98	07/15/01	990 89	1,024 96	34 07-
0	11/1/1997 7.5% 1/1/2023	11/03/97	07/15/01	92,502 17	94,872 53	2,370 36-
0	FHLMC GOLD #G00803 DTD	11/03/97	07/15/01	92,502 17	94,872 53	2,370 36-
0	11/1/1997 7 5% 1/1/2023	06/19/98	07/15/01	236 78	242 40	5 62-
0	FHLMC GOLD #G00803 DTD	06/19/98	07/15/01	236 78	242 40	5 62-
0	11/1/1997 7 5% 1/1/2023	10/03/97	07/15/01	10,216 19	10,974 42	758 23-
0	FHLMC GOLD #G00806 DTD	10/03/97	07/15/01	10,216 19	10,974 42	758 23-
0	11/1/1997 9% 2/1/2021	11/03/97	07/15/01	4,183 12	4,441 30	258 18-
0	FHLMC GOLD #G00805 DTD	11/03/97	07/15/01	4,183 12	4,441 30	258 18-
0	11/1/1997 8 5% 6/1/2021	06/19/98	07/15/01	67 28	70 20	2 92-
0	FHLMC GOLD #G00805 DTD	06/19/98	07/15/01	67 28	70 20	2 92-

Gain/loss period is long  
 Disposal method redemption

CONFIDENTIAL

FEDERAL SCHEDULE D CHRONOLOGICALLY

01/01/2001 TO 12/31/2001

ADMINISTRATOR JULIUS J CIESIELKA  
 INV OFFICER STEVE LEHMAN  
 TAX OFFICER FRANCIS MEHAFFEY

ACCOUNT 0049-00-1/6 (cont )  
 The PEM MEMORIAL TRUST  
 TAXPAYER ID 23-6234669

UNITS	SECURITY	DATE ACQUIRED	DATE DISPOSED	PROCEEDS	BASIS DISPOSED	GAIN/(LOSS)
0	FHLMC #555357 DTD 11/1/1997 10% 4/1/2020	11/03/97	07/15/01	1,708 51	1,874 55	166 04-
0	FHLMC #555357 DTD 11/1/1997 10% 4/1/2020	06/19/98	07/15/01	103 08	112 09	9 01-
0	FHLMC #555359 DTD 11/1/1997 6 5% 4/1/2008	11/03/97	07/15/01	3,419 68	3,415 40	4 28
0	FHLMC #555359 DTD 11/1/1997 6 5% 4/1/2008	06/19/98	07/15/01	238 29	239 64	1 35-
0	FHLMC #555350 DTD 11/1/1997 6 5% 4/1/2008	11/03/97	07/15/01	1,716 54	1,696 70	19 84
0	FHLMC GOLD #G00807 DTD 11/1/1997 6% 11/1/2008	11/03/97	07/15/01	4,895 01	5,259 08	364 07-
0	FHLMC GOLD #G00807 DTD 11/1/1997 9 5% 3/1/2021	06/19/98	07/15/01	71 56	76 77	5 21-
0	FHLMC GOLD #D78101 DTD 11/1/1997 9 5% 3/1/2021	01/12/99	07/15/01	1,166 58	1,223 45	56 87-
0	GNMA #451439 DTD 9/1/1997	06/15/00	07/15/01	62,971 87	62,775 08	196 79
0	GNMA #433241 DTD 1/1/1997	06/15/00	07/15/01	1,165 08	1,161 26	3 82
0	GNMA #458709 DTD 7 5% 1/15/2027	06/15/00	07/15/01	28,132 40	28,040 09	92 31
0	GNMA #448687 DTD 9/1/1997	06/15/00	07/15/01	15,863 25	15,811 20	52 05
0	GNMA #459979 DTD 7 5% 9/15/2027	06/15/00	07/15/01	1,010 94	1,007 63	3 31
0	FNMA #2145 DTD 8/1/1983	11/26/84	07/25/01	31 40	28 02	3 38
0	FNMA #50207 DTD 6/1/1989	10/13/89	07/25/01	709 99	733 07	23 08-
0	FNMA #50207 DTD 6/1/1989	11/27/89	07/25/01	29.94	31 04	1 10-
0	FNMA #45685 DTD 4/1/1987	05/21/98	07/25/01	462 36	495 01	32 65-
0	FNMA #166121 DTD 7/1/1992	07/25/94	07/25/01	3,243 61	3,340 41	96 80-
0	FNMA #166124 DTD 7/1/1992	06/14/94	07/25/01	1,803 00	1,951 18	148 18-
0	FNMA #287152 DTD 6/1/1994	05/21/98	07/25/01	2,094 47	2,161 23	66 76-

Gain/loss period is long disposal method redemption

CONFIDENTIAL



01/01/2001 TO 12/31/2001

ADMINISTRATOR JULIUS J CIRSIELKA  
INV OFFICER STEVE LEHMAN  
TAX OFFICER FRANCIS MEHARFEY

ACCOUNT 0049-00-1/6 (cont)  
The FWM MEMORIAL TRUST  
TAXPAYER ID 23-62234669

UNITS SECURITY ACQUIRED DISPOSED PROCEEDS BASIS DISPOSED GAIN/(LOSS)

UNITS	SECURITY	ACQUIRED DATE	DISPOSED DATE	PROCEEDS	BASIS DISPOSED	GAIN/(LOSS)
0	FNMA #287152 DTD 6/1/1994	06/19/98	07/25/01	837 65	860 69	23 04-
0	FNMA REMIC 1989-96G DTD 06/24/94	07/25/01		3,994 81	4,097 18	102 37-
0	FNMA #288864 DTD 7/1/1994	06/22/94	07/25/01	49 69	49 42	0 27
0	FNMA #287809 DTD 6/1/1994	07/29/94	07/25/01	875 98	872 70	3 28
0	FNMA #290902 DTD 8/1/1994	05/21/98	07/25/01	61 51	63 20	1 69-
0	FNMA #22355 DTD 12/1/1985	04/25/95	07/25/01	7,227 32	7,138 11	89 21
0	FNMA #316218 DTD 6/1/1995	06/21/95	07/25/01	1,444 85	1,408 28	36 57
0	FNMA #44097 DTD 6/1/1991	12/05/96	07/25/01	22,918 77	22,986 81	68 04-
0	FNMA #44097 DTD 6/1/1991	11/30/95	07/25/01	28,415 02	28,699 17	284 15-
0	FNMA #336554 DTD 1/1/1996	05/21/98	07/25/01	189 61	196 49	6 88-
0	FNMA #336554 DTD 1/1/1996	06/19/98	07/25/01	101 48	105 73	4 25-
0	FNMA #363680 DTD 11/1/2019	08/21/96	07/25/01	99,803 37	100,707 84	904 47-
0	FNMA #1405 DTD 1/1/1983	12/05/96	07/25/01	6,664 53	6,649 95	14 58
0	FNMA #368076 DTD 4/1/2004	12/09/96	07/25/01	661 01	673 40	12 39-
0	FNMA #365834 DTD 12/1/1996	12/05/96	07/25/01	169,221 23	170,582 94	1,361 71-
0	FNMA #73931 DTD 1/1/1997	12/23/96	07/25/01	2,930 86	2,936 70	5 84-
0	FNMA #73931 DTD 1/1/1997	04/23/97	07/25/01	99 20	97 15	2 05
0	FNMA #73931 DTD 1/1/1997	01/28/98	07/25/01	367 04	380 23	13 19-
0	FNMA #73931 DTD 1/1/1997	05/21/98	07/25/01	1,091 20	1,130 07	38 87-
0	FNMA #73931 DTD 1/1/1997	06/19/98	07/25/01	352 16	364 71	12 55-
0	FNMA #390895 DTD 6/1/1997	06/17/97	07/25/01	79,680 65	81,274 26	1,593 61-

CONFIDENTIAL

Gain/Loss period is long Disposal method redemption

FEDERAL SCHEDULE D CHRONOLOGICALLY

01/01/2001 TO 12/31/2001

ADMINISTRATOR JULIUS J CIESIELKA  
 INV OFFICER STEVE LEHMAN  
 TAX OFFICER FRANCIS MEHARFFEY

ACCOUNT 0049-00-1/6 (cont )  
 The PEW MEMORIAL TRUST  
 TAXPAYER ID 23-6234669

UNITS	SECURITY	DATE ACQUIRED	DATE DISPOSED	PROCEEDS	BASIS DISPOSED	GAIN/(LOSS)
0	FNMA # 313796 DTD 10/1/1997 9 5% 2/1/2021	10/17/97	07/25/01	6,764 82	7,405 63	640 81-
0	FNMA # 313799 DTD 10/1/1997 8 5% 1/1/2025	10/17/97	07/25/01	28,724 28	30,665 41	1,941 13-
0	FNMA # 313799 DTD 10/1/1997 8 5% 1/1/2025	06/19/98	07/25/01	300 94	314 11	13 17-
0	FNMA # 313800 DTD 10/1/1997 8 5% 8/1/2019	10/17/97	07/25/01	50,643 71	53,704 10	3,060 39-
0	FNMA # 313800 DTD 10/1/1997 8 5% 8/1/2019	01/28/98	07/25/01	300 51	315 25	14 74-
0	FNMA # 313801 DTD 10/1/1997 8 5% 1/1/2012	10/17/97	07/25/01	21,676 28	22,769 41	1,093 13-
0	FNMA # 313807 DTD 10/1/1997 7 5% 2/1/2023	10/17/97	07/25/01	22,616 00	23,325 40	709 40-
0	FNMA # 313807 DTD 10/1/1997 7 5% 2/1/2023	01/28/98	07/25/01	2,230 29	2,299 28	68 99-
0	FNMA # 313811 DTD 10/1/1997 7% 3/1/2012	10/17/97	07/25/01	32,356 85	32,727 18	370 33-
0	FNMA # 313811 DTD 10/1/1997 7% 3/1/2012	06/19/98	07/25/01	786 76	796 11	9 35-
0	FNMA # 313814 DTD 10/1/1997 6 5% 6/1/2021	10/17/97	07/25/01	10,005 79	9,957 72	48 07
0	FNMA # 313815 DTD 10/1/1997 6 5% 1/1/2011	10/17/97	07/25/01	13,228 50	13,224 36	4 14
0	FNMA # 313815 DTD 10/1/1997 6 5% 1/1/2011	01/28/98	07/25/01	1,260 75	1,261 93	1 18-
0	FNMA # 313815 DTD 10/1/1997 6 5% 1/1/2011	03/26/98	07/25/01	94 42	95 01	0 59-
0	FNMA # 313815 DTD 10/1/1997 6 5% 1/1/2011	05/21/98	07/25/01	3,254 63	3,279 04	24 41-
0	FNMA # 313815 DTD 10/1/1997 6 5% 1/1/2011	06/19/98	07/25/01	971 95	975 60	3 65-
0	FNMA # 518567 DTD 10/1/1999 7 5% 10/1/2029	11/07/99	07/25/01	2,564 97	2,560 97	4 00
0	FNMA # 509653 DTD 9/1/1999	10/07/99	07/25/01	293 31	292 86	0 45
0	FNMA # 511205 DTD 9/1/1999	10/07/99	07/25/01	9,099 57	9,085 35	14 22
0	COUNTYWIDE 6 5 6/25/13 DTD 4/1/1998 6 5%	02/25/98	07/25/01	120,921 03	120,127 48	793 55

Gain/loss period is long  
 Disposal method redemption

CONFIDENTIAL

01/01/2001 TO 12/31/2001

ADMINISTRATOR JULIUS J CIESIELKA  
 INV OFFICER STEVE LEHMAN  
 TAX OFFICER FRANCIS MEHAFFEY

ACCOUNT 0049-00-1/6 (cont )  
 The PEM MEMORIAL TRUST  
 TAXPAYER ID 23-6234669

UNITS	SECURITY	ACQUIRED DATE	DISPOSED DATE	PROCEEDS	BASIS DISPOSED	GAIN/LOSS
0	COUNTRYWIDE 6 5 6/25/13 DTD 4/1/1998 6 5%	05/21/98 07/25/01	1,457 70	1,462 34	4 64-	0
0	COUNTRYWIDE 6 5 6/25/13 DTD 4/1/1998 6 5% 6/25/2013	06/19/98 07/25/01	217 97	217 93	0 04	0
0	CHASE 1993-M A5 DTD 11/1/1993 6 25% 6/25/2013	12/11/97 07/25/01	264,785 57	263,378 89	1,406 68	0
0	PNC MORTGAGE SECURITIES CORP 1998-11 2A1D1D 10/1/1998 6 5% 11/25/2013	04/06/00 07/25/01	357,785 05	342,970 51	14,814 54	0
0	BEAR STEARNS 95-1 1A DTD 4/1/1995 6 47% 5/25/2010	04/06/95 07/25/01	78,637 09	74,897 33	3,739 76	0
0	BEAR STEARNS 95-1 1A DTD 4/1/1995 6 47% 5/25/2010	12/19/96 07/25/01	57,009 22	56,680 66	328 56	0
0	BEAR STEARNS 95-1 1A DTD 4/1/1995 6 47% 5/25/2010	05/21/98 07/25/01	1,781 54	1,814 44	32 90-	0
0	BEAR STEARNS 95-1 1A DTD 4/1/1995 6 47% 5/25/2010	06/19/98 07/25/01	3,117 69	3,177 80	60 11-	0
2,810,000	NATIONSBANK NA DTD 8/3/1998 5 85% 8/1/2001	07/28/98 08/01/01	2,810,000 00	2,810,000 00	0 00	0
0	FHLMC GR#18-4176 DTD 9/1/1979 7 25% 9/1/2009 GNMA #1095 DTD 9/1/1972 6 5% 7/15/2002	09/15/89 08/15/01	1,611 97	1,479 99	131 98	0
0	FHLMC GR#18-4879 DTD 7/1/1983 7 75% 12/1/2006	04/11/88 08/15/01	980 58	909 48	71 10	0
0	FHLMC GOLD #C00109 DTD 4/1/1992 8% 4/1/2022	03/30/92 08/15/01	17,486 96	17,324 98	161 98	0
0	FHLMC GOLD #C00109 DTD 4/1/1992 8% 4/1/2022	01/05/95 08/15/01	1,020 56	991 76	28 80	0
0	FHLMC GOLD #C00109 DTD 4/1/1992 8% 4/1/2022	03/26/98 08/15/01	245 26	255 69	10 43-	0
0	FHLMC GOLD #B70037 DTD 12/1/1991 9 5% 6/1/2020	04/16/93 08/15/01	71 45	77 58	6 13-	0
0	GNMA #388164 DTD 3/1/1994 7 5% 3/15/2024	01/17/95 08/15/01	233 40	216 33	17 07	0
0	GNMA #366782 DTD 5/1/1994 7% 5/15/2024	01/24/95 08/15/01	62,950 41	56,399 63	6,550 78	0

CONFIDENTIAL

FEDERAL SCHEDULE D CHRONOLOGICALLY

REPORT RUN 05/12/2002 at 11 02 AM  
BUSINESS DATE 05/13/2002

01/01/2001 TO 12/31/2001

ADMINISTRATOR JULIUS J CIESIELKA  
INV OFFICER STEVE LEHMAN  
TAX OFFICER FRANCIS MEHARREY

ACCOUNT 0049-00-1/6 (cont)  
The PFM MEMORIAL TRUST  
TAXPAYER ID 23-6234669

UNITS	SECURITY	DATE	ACQUIRED	DISPOSED	PROCEEDS	BASIS	DISPOSED	GAIN/(LOSS)
0	FHLMC GR#25-5698 DTD	11/07/95	08/15/01	1,001 63	1,035 43	33	80-	
0	FHLMC GOLD #D71783 DTD	05/21/98	08/15/01	276 36	287 24	10	88-	
0	FHLMC GOLD #D71783 DTD	06/19/98	08/15/01	195 51	202 23	6	72	
0	FHLMC GOLD #D65025 DTD	07/10/96	08/15/01	651 06	679 54	28	48-	
0	FHLMC GOLD #A01668 DTD	12/05/96	08/15/01	3,179 02	3,312 64	133	62-	
0	FHLMC GOLD #G10753 DTD	01/28/98	08/15/01	1,505 28	1,518 92	13	64-	
0	FHLMC GOLD #G10753 DTD	05/21/98	08/15/01	1,830 26	1,843 42	13	16-	
0	FHLMC GOLD #G00804 DTD	11/03/97	08/15/01	88,355 54	92,552 42	4,196	88-	
0	FHLMC GOLD #G00804 DTD	06/19/98	08/15/01	1,428 77	1,477 88	49	11-	
0	FHLMC GOLD #G00803 DTD	11/03/97	08/15/01	100,604 25	103,182 23	2,577	98-	
0	FHLMC GOLD #G00803 DTD	11/03/97	08/15/01	653 61	670 36	16	75-	
0	FHLMC GOLD #G00803 DTD	01/28/98	08/15/01	653 61	675 06	21	45-	
0	FHLMC GOLD #G00806 DTD	10/03/97	08/15/01	12,211 48	13,117 80	906	32-	
0	FHLMC GOLD #G00805 DTD	11/03/97	08/15/01	4,198 76	4,457 90	259	14-	
0	FHLMC GOLD #G00805 DTD	06/19/98	08/15/01	67 53	70 46	2	93-	
0	FHLMC #555357 DTD	11/03/97	08/15/01	1,915 03	2,101 15	186	12-	
0	FHLMC #555357 DTD	06/19/98	08/15/01	115 54	125 63	10	09-	
0	FHLMC #555359 DTD	11/03/97	08/15/01	4,197 56	4,192 32	5	24	
0	FHLMC #555359 DTD	06/19/98	08/15/01	292 50	294 15	1	65-	

CONFIDENTIAL

Gain/loss period is long  
Disposal method redemption

FEDERAL SCHEDULE D CHRONOLOGICALLY

01/01/2001 TO 12/31/2001

ADMINISTRATOR JULIUS J CIESIELKA  
 INV OFFICER STEVE LEHMAN  
 TAX OFFICER FRANCIS MEHAFREY

ACCOUNT 0049-00-1/6 (cont)  
 The FWM MEMORIAL TRUST  
 TAXPAYER ID 23-6234669

UNITS SECURITY ACQUIRED DATE DISPOSED DATE PROCEEDS BASIS DISPOSED GAIN/(LOSS)

UNITS	SECURITY	ACQUIRED DATE	DISPOSED DATE	PROCEEDS	BASIS DISPOSED	GAIN/(LOSS)
0	FHLMC #55250 DTD	11/03/97	08/15/01	1,568 34	1,550 20	18 14
0	FHLMC GOLD #G00807 DTD	11/03/97	08/15/01	7,078 15	7,604 59	526 44-
0	FHLMC GOLD #G00807 DTD	11/1/1997	08/15/01	111 01	111 01	7 53-
0	FHLMC GOLD #D78101 DTD	01/12/99	08/15/01	47,874 64	50,208 53	2,333 89-
0	GNMA #451439 DTD 9/1/1997	06/15/00	08/15/01	39,417 47	39,294 29	123 18
0	GNMA #433241 DTD 1/1/1997	06/15/00	08/15/01	38,991 77	38,863 83	127 94
0	GNMA #458709 DTD	06/15/00	08/15/01	44,450 05	44,304 20	145 85
0	GNMA #448687 DTD 9/1/1997	06/15/00	08/15/01	18,791 53	18,729 87	61 66
0	GNMA #459979 DTD	06/15/00	08/15/01	66,530 54	66,312 23	218 31
2,210,000	TENNESSEE VALLEY AU DTD	08/15/96	08/20/01	2,210,000 00	2,209,814 36	185 64
0	FNMA #2145 DTD 8/1/1983	11/26/84	08/25/01	31 68	28 27	3 41
0	FNMA #50207 DTD 6/1/1989	10/13/89	08/25/01	2,857 75	2,950 63	92 88-
0	FNMA #50207 DTD 6/1/1989	11/27/89	08/25/01	120 50	124 94	4 44-
0	FNMA #45685 DTD 4/1/1987	05/21/98	08/25/01	466 55	499 50	32 95-
0	FNMA #166121 DTD 7/1/1992	07/25/94	08/25/01	3,423 59	3,525 76	102 17-
0	FNMA #166124 DTD 7/1/1992	06/14/94	08/25/01	35,013 44	37,891 11	2,877 67-
0	FNMA #287152 DTD 6/1/1994	05/21/98	08/25/01	12,783 41	13,190 88	407 47-
0	FNMA #287152 DTD 6/1/1994	06/19/98	08/25/01	5,112 54	5,253 13	140 59-
0	FNMA REMIC 1989-96G DTD	06/24/94	08/25/01	6,309 35	6,471 02	161 67-
0	FNMA #288864 DTD 7/1/1994	06/22/94	08/25/01	50 04	49 77	0 27

CONFIDENTIAL

Gain/Loss period is long  
 Disposal method redemption

01/01/2001 TO 12/31/2001

ADMINISTRATOR JULIUS J CIESIELKA  
INV OFFICER STEVE LEHMAN  
TAX OFFICER FRANCIS MEHARREY

ACCOUNT 0049-00-1/6 (cont )  
The PEM MEMORIAL TRUST  
TAXPAYER ID 23-6234669

UNITS	SECURITY	ACQUIRED DATE	DISPOSED DATE	PROCEEDS	BASIS DISPOSED	GAIN/(LOSS)
0	FNMA #287809 DTD 6/1/1994 07/29/94 08/25/01	07/29/94	08/25/01	956 14	952 55	3 59
0	FNMA #2290902 DTD 8/1/1994 05/21/98 08/25/01	05/21/98	08/25/01	75 08	77 14	2 06
0	FNMA #22355 DTD 12/1/1985 04/25/95 08/25/01	04/25/95	08/25/01	5,920 77	5,847 69	73 08
0	FNMA #316218 DTD 6/1/1995 06/21/95 08/25/01	06/21/95	08/25/01	2,812 52	2,741 32	71 20
0	FNMA #44097 DTD 6/1/1991 12/05/96 08/25/01	12/05/96	08/25/01	25,880 46	25,957 30	76 84
0	FNMA #44097 DTD 6/1/1991 12/05/96 08/25/01	12/05/96	08/25/01	25,880 46	25,957 30	76 84
0	FNMA #44097 DTD 6/1/1991 11/30/95 08/25/01	11/30/95	08/25/01	32,086 98	32,407 85	320 87-
0	FNMA #336554 DTD 1/1/1996 05/21/98 08/25/01	05/21/98	08/25/01	215 24	223 05	7 81-
0	FNMA #336554 DTD 1/1/1996 06/19/98 08/25/01	06/19/98	08/25/01	115 21	120 03	4 82-
0	FNMA #363680 DTD 11/1/2019 8 5% 11/1/2019	11/1/2019	08/25/01	169,536 58	171,073 00	1,536 42-
0	FNMA #1405 DTD 1/1/1983 6.25% 4/1/2004	12/05/96	08/25/01	6,146 97	6,133 53	13 44
0	FNMA #368076 DTD 12/09/96 08/25/01	12/09/96	08/25/01	665 68	678 17	12 49-
0	FNMA #365834 DTD 12/1/1996 8% 11/1/2025	12/05/96	08/25/01	98,772 82	99,567 64	794 82-
0	FNMA #390895 DTD 6/1/1997 8% 12/1/2026	06/17/97	08/25/01	11,670 80	11,904 22	233 42-
0	FNMA #313796 DTD 8% 6/1/2027	10/17/97	08/25/01	715 82	783 63	67 81-
0	FNMA #313799 DTD 10/1/1997 8 5% 2/1/2021	10/17/97	08/25/01	26,119 12	27,884 21	1,765 09-
0	FNMA #313800 DTD 10/1/1997 8 5% 1/1/2025	06/19/98	08/25/01	273 65	285 62	11 97-
0	FNMA #313800 DTD 10/1/1997 8 5% 8/1/2019	10/17/97	08/25/01	49,450 84	52,439 14	2,988 30-
0	FNMA #313800 DTD 10/1/1997 8 5% 8/1/2019	01/28/98	08/25/01	293 43	307 82	14 39-
0	FNMA #313801 DTD 10/1/1997 8 5% 1/1/2012	10/17/97	08/25/01	21,185 02	22,253 37	1,068 35-
0	FNMA #313807 DTD 10/1/1997 7 5% 2/1/2023	10/17/97	08/25/01	7,503 23	7,738 58	235 35-
0	FNMA #313807 DTD 10/1/1997 7 5% 2/1/2023	01/28/98	08/25/01	739 93	762 82	22 89-

Gain/loss period is long disposal method redemption

CONFIDENTIAL

FEDERAL SCHEDULE D CHRONOLOGICALLY

01/01/2001 TO 12/31/2001

ADMINISTRATOR JULIUS J CIRSIELKA  
 INV OFFICER STEVE LEHMAN  
 TAX OFFICER FRANCIS MEHARFEY

ACCOUNT 0049-00-1/6 (cont )  
 The PEM MEMORIAL TRUST  
 TAXPAYER ID 23-6234669

UNITS	SECURITY	DATE ACQUIRED	DATE DISPOSED	PROCEEDS	BASIS DISPOSED	GAIN/(LOSS)
0	FNMA #313811 DTD 10/1/1997 7% 3/1/2012	10/17/97	08/25/01	20,007 83	20,236 82	228 99-
0	FNMA #313814 DTD 10/1/1997 7% 3/1/2012	10/17/97	08/25/01	3,843 64	3,825 17	5 78-
0	FNMA #313815 DTD 10/1/1997 6 5% 6/1/2021	10/17/97	08/25/01	18,450 76	18,444 99	5 77
0	FNMA #313815 DTD 10/1/1997 6 5% 1/1/2011	01/28/98	08/25/01	1,758 46	1,760 11	1 65-
0	FNMA #313815 DTD 10/1/1997 6 5% 1/1/2011	03/26/98	08/25/01	131 70	132 52	0 82-
0	FNMA #313815 DTD 10/1/1997 6 5% 1/1/2011	05/21/98	08/25/01	4,539 48	4,573 53	34 05-
0	FNMA #313815 DTD 10/1/1997 6 5% 1/1/2011	06/19/98	08/25/01	1,355 65	1,360 74	5 09-
0	FNMA #518567 DTD 10/1/1999 7 5% 10/1/2029	11/07/99	08/25/01	1,764 84	1,762 08	2 76
0	FNMA #509653 DTD 9/1/1999	10/07/99	08/25/01	274 23	273 80	0 43
0	FNMA #511205 DTD 9/1/1999	10/07/99	08/25/01	8,853 73	8,839 90	13 83
0	CHASE 1993-M AS DTD 7 5% 10/1/2029	12/11/97	08/25/01	255,332 37	253,975 91	1,356 46
0	COUNTYWIDE 6 5 6/25/13 DTD 4/1/1998 6 5%	02/25/98	08/25/01	93,383 02	92,770 19	612 83
0	COUNTYWIDE 6 5 6/25/13 DTD 4/1/1998 6 5%	05/21/98	08/25/01	1,125 73	1,129 31	3 58-
0	COUNTYWIDE 6 5 6/25/13 DTD 4/1/1998 6 5%	06/19/98	08/25/01	168 33	168 30	0 03
0	PNC MORTGAGE SECURITIES CORP 1998-11 2A1D TD 10/1/1998 6 5% 11/25/2013	04/06/00	08/25/01	95,212 47	91,270 08	3,942 39
0	BEAR STEARNS 95-1 IA DTD 4/1/1995 6 47% 5/25/2010	04/06/95	08/25/01	64,468 94	61,402 98	3,065 96
0	BEAR STEARNS 95-1 IA DTD 4/1/1995 6 47% 5/25/2010	12/19/96	08/25/01	46,737 79	46,468 44	269 35

Gain/loss period is long  
 Disposal method redemption

CONFIDENTIAL

01/01/2001 TO 12/31/2001

ADMINISTRATOR JULIUS J CIESIELKA  
 INV OFFICER STEVE LEHMAN  
 TAX OFFICER FRANCIS MEHAFFEY

ACCOUNT 0049-00-1/6 (cont)  
 The PEM MEMORIAL TRUST  
 TAXPAYER ID 23-6234669

UNITS	SECURITY	DATE ACQUIRED	DATE DISPOSED	PROCEEDS	BASIS DISPOSED	GAIN/(LOSS)
0	BEAR STEARNS 95-1 IA DTD	05/21/98	08/25/01	1,460 56	1,487 53	26 97-
0	BEAR STEARNS 95-1 IA DTD	05/21/98	08/25/01	1,460 56	1,487 53	26 97-
0	BEAR STEARNS 95-1 IA DTD	06/19/98	08/25/01	2,555 97	2,605 25	49 28-
0	BEAR STEARNS 95-1 IA DTD	06/19/98	08/25/01	2,555 97	2,605 25	49 28-
0	FHLMC GR#18-4176 DTD	09/15/89	09/15/01	5,347 03	4,909 24	437 79
0	FHLMC GR#18-4879 DTD	04/11/88	09/15/01	987 90	916 27	71 63
0	FHLMC GR#18-4879 DTD	04/11/88	09/15/01	987 90	916 27	71 63
0	FHLMC GOLD #C00109 DTD	03/30/92	09/15/01	25,187 98	24,954 66	233 32
0	FHLMC GOLD #C00109 DTD	03/30/92	09/15/01	25,187 98	24,954 66	233 32
0	FHLMC GOLD #C00109 DTD	01/05/95	09/15/01	1,470 00	1,428 52	41 48
0	FHLMC GOLD #C00109 DTD	01/05/95	09/15/01	1,470 00	1,428 52	41 48
0	FHLMC GOLD #C00109 DTD	03/26/98	09/15/01	353 28	368 29	15 01-
0	FHLMC GOLD #C00109 DTD	03/26/98	09/15/01	353 28	368 29	15 01-
0	FHLMC GOLD #B70037 DTD	04/16/93	09/15/01	8,022 91	8,711 12	688 21-
0	FHLMC GOLD #B70037 DTD	04/16/93	09/15/01	8,022 91	8,711 12	688 21-
0	GNMA #388164 DTD 3/1/1994	01/17/95	09/15/01	234 96	217 78	17 18
0	GNMA #388164 DTD 3/1/1994	01/17/95	09/15/01	234 96	217 78	17 18
0	7 5% 3/15/2024	01/24/95	09/15/01	23,254 97	20,835 00	2,419 97
0	7 5% 3/15/2024	01/24/95	09/15/01	23,254 97	20,835 00	2,419 97
0	FHLMC GR#25-5698 DTD	11/07/95	09/15/01	940 41	972 15	31 74-
0	FHLMC GR#25-5698 DTD	11/07/95	09/15/01	940 41	972 15	31 74-
0	FHLMC GOLD #D71783 DTD	05/21/98	09/15/01	294 73	306 34	11 61-
0	FHLMC GOLD #D71783 DTD	05/21/98	09/15/01	294 73	306 34	11 61-
0	FHLMC GOLD #D71783 DTD	06/19/98	09/15/01	208 50	215 67	7 17-
0	FHLMC GOLD #D71783 DTD	06/19/98	09/15/01	208 50	215 67	7 17-
0	FHLMC GOLD #D71783 DTD	08/17/00	09/15/01	83 62	84 38	0 76-
0	FHLMC GOLD #D71783 DTD	08/17/00	09/15/01	83 62	84 38	0 76-
0	FHLMC GOLD #D5025 DTD	07/10/96	09/15/01	5,094 40	5,317 28	222 88-
0	FHLMC GOLD #D5025 DTD	07/10/96	09/15/01	5,094 40	5,317 28	222 88-
0	FHLMC GOLD #A01668 DTD	12/05/96	09/15/01	2,771 41	2,887 90	116 49-
0	FHLMC GOLD #A01668 DTD	12/05/96	09/15/01	2,771 41	2,887 90	116 49-
0	FHLMC GOLD #G00802 DTD	11/03/97	09/15/01	125,860 81	123,736 90	2,123 91
0	FHLMC GOLD #G00802 DTD	11/03/97	09/15/01	125,860 81	123,736 90	2,123 91
0	FHLMC GOLD #G10753 DTD	01/28/98	09/15/01	973 66	982 48	8 82-
0	FHLMC GOLD #G10753 DTD	01/28/98	09/15/01	973 66	982 48	8 82-
0	FHLMC GOLD #G10753 DTD	05/21/98	09/15/01	1,183 86	1,192 37	8 51-
0	FHLMC GOLD #G10753 DTD	05/21/98	09/15/01	1,183 86	1,192 37	8 51-

Disposal method is long gain/loss period is long redemption

CONFIDENTIAL



FEDERAL SCHEDULE D CHRONOLOGICALLY

01/01/2001 TO 12/31/2001

ADMINISTRATOR JULIUS J CIESIELKA  
 INV OFFICER STEVE LEHMAN  
 TAX OFFICER FRANCIS MEHAFFEY

ACCOUNT 0049-00-1/6 (cont )  
 The FWM MEMORIAL TRUST  
 TAXPAYER ID 23-6234669

UNITS	SECURITY	ACQUIRED DATE	DISPOSED DATE	PROCEEDS	BASIS DISPOSED	GAIN/(LOSS)
0	FHLMC GOLD #G10753 DTD 11/1/1997 6 5% 9/1/2009	08/17/00	09/15/01	204 47	198 91	5 56
0	FHLMC GOLD #G00804 DTD 11/1/1997 8% 6/1/2020	11/03/97	09/15/01	56,830 64	59,530 10	2,699 46-
0	FHLMC GOLD #G00804 DTD 11/1/1997 8% 6/1/2020	06/19/98	09/15/01	918 99	950 58	31 59-
0	FHLMC GOLD #G00803 DTD 11/1/1997 8% 6/1/2020	11/03/97	09/15/01	99,779 94	102,336 80	2,556 86-
0	FHLMC GOLD #G00803 DTD 11/1/1997 7 5% 1/1/2023	11/03/97	09/15/01	648 25	664 86	16 61-
0	FHLMC GOLD #G00803 DTD 11/1/1997 7 5% 1/1/2023	01/28/98	09/15/01	648 26	669 52	21 26-
0	FHLMC GOLD #G00803 DTD 11/1/1997 7 5% 1/1/2023	06/19/98	09/15/01	255 41	261 47	6 06-
0	FHLMC GOLD #G00806 DTD 11/1/1997 9% 2/1/2021	10/03/97	09/15/01	13,327 89	14,317 07	989 18-
0	FHLMC GOLD #G00805 DTD 11/1/1997 8.5% 6/1/2021	11/03/97	09/15/01	2,360 44	2,506 13	145 69-
0	FHLMC GOLD #G00805 DTD 11/1/1997 8 5% 6/1/2021	06/19/98	09/15/01	37 96	39 61	1 65-
0	FHLMC #555357 DTD 11/1/1997 10% 4/1/2020	11/03/97	09/15/01	3,788 66	4,156 88	368 22-
0	FHLMC #555357 DTD 11/1/1997 10% 4/1/2020	06/19/98	09/15/01	228 59	248 55	19 96-
0	FHLMC #555359 DTD 11/1/1997 6 5% 4/1/2008	11/03/97	09/15/01	2,540 56	2,537 38	3 18
0	FHLMC #555359 DTD 11/1/1997 6 5% 4/1/2008	06/19/98	09/15/01	177 03	178 03	1 00-
0	FHLMC #555350 DTD 11/1/1997 6% 11/1/2008	11/03/97	09/15/01	3,239 89	3,202 43	37 46
0	FHLMC GOLD #G00807 DTD 11/1/1997 9 5% 3/1/2021	11/03/97	09/15/01	4,487 72	4,821 49	333 77-
0	FHLMC GOLD #G00807 DTD 11/1/1997 9 5% 3/1/2021	06/19/98	09/15/01	65 60	70 39	4 79-
0	FHLMC GOLD #D78101 DTD 2/1/1997 8 5% 2/1/2027	01/12/99	09/15/01	27,051 79	28,370 57	1,318 78-
0	GNMA #451439 DTD 9/1/1997	06/15/00	09/15/01	41,924.28	41,793 27	131 01
0	GNMA #433241 DTD 1/1/1997	06/15/00	09/15/01	21,950 48	21,878 45	72 03
0	GNMA #458709 DTD 7 5% 1/15/2027	06/15/00	09/15/01	1,011 97	1,008 65	3 32

Gain/loss period is long disposal method

CONFIDENTIAL

FEDERAL SCHEDULE D CHRONOLOGICALLY

01/01/2001 TO 12/31/2001

ADMINISTRATOR JULIUS J CIESIELKA  
 INV OFFICER STEVE LEHMAN  
 TAX OFFICER FRANCIS MEHARPEY

ACCOUNT 0049-00-1/6 (cont)  
 The PEM MEMORIAL TRUST  
 TAXPAYER ID 23-6234669

UNITS	SECURITY	ACQUIRED DATE	DISPOSED DATE	PROCEEDS	BASIS DISPOSED	GAIN/(LOSS)
0	GNTA #448687 DTD 9/1/1997	06/15/00	09/15/01	70,401 01	70,170 01	231 00
0	GNTA #459979 DTD 11/1/1997	06/15/00	09/15/01	872 60	869 74	2 86
0	FNMA #50207 DTD 6/1/1989	10/13/89	09/25/01	645 84	666 83	20 99-
0	FNMA #50207 DTD 6/1/1989	11/27/89	09/25/01	27 23	28 24	1 01-
0	FNMA #45685 DTD 4/1/1987	05/21/98	09/25/01	470 82	504 07	33 25-
0	FNMA #166121 DTD 7/1/1992	07/25/94	09/25/01	101,849 01	104,888 57	3,039 56-
0	FNMA #166124 DTD 7/1/1992	06/14/94	09/25/01	979 39	1,059 89	80 50-
0	FNMA #287152 DTD 6/1/1994	05/21/98	09/25/01	4,083 45	4,213 61	130 16-
0	FNMA #287152 DTD 6/1/1994	06/19/98	09/25/01	1,633 12	1,678 03	44 91-
0	FNMA #288864 DTD 7/1/1994	06/22/94	09/25/01	50 39	50 12	0 27
0	FNMA #287809 DTD 6/1/1994	07/29/94	09/25/01	879 33	876 03	3 30
0	FNMA #290902 DTD 8/1/1994	05/21/98	09/25/01	75 60	77 68	2 08-
0	FNMA #22355 DTD 12/1/1985	04/25/95	09/25/01	6,481 09	6,401 09	80 00
0	FNMA #316218 DTD 6/1/1995	06/21/95	09/25/01	2,307 60	2,249 19	58 41
0	FNMA #44097 DTD 6/1/1991	12/05/96	09/25/01	24,233 03	24,304 97	71 94-
0	FNMA #44097 DTD 6/1/1991	11/30/95	09/25/01	30,044 47	30,344 91	300 44-
0	FNMA #336554 DTD 1/1/1996	05/21/98	09/25/01	240 88	249 62	8 74-
0	FNMA #336554 DTD 1/1/1996	06/19/98	09/25/01	128 93	134 32	5 39-
0	FNMA #336554 DTD 1/1/1996	08/17/00	09/25/01	19 81	20 31	0 50-
0	FNMA #363680 DTD 11/1/1996	08/21/96	09/25/01	190,519 63	192,246 22	1,726 59-

Gain/loss period is long  
 Disposal method is redemption

CONFIDENTIAL

01/01/2001 TO 12/31/2001

ADMINISTRATOR JULIUS J CIESIELKA  
 INV OFFICER STEVE LEHMAN  
 TAX OFFICER FRANCIS MEHAFFEY

ACCOUNT 0049-00-1/6 (cont )  
 The PEM MEMORIAL TRUST  
 TAXPAYER ID 23-6234669

UNITS	SECURITY	DATE ACQUIRED	DATE DISPOSED	PROCEEDS	BASIS DISPOSED	GAIN/(LOSS)
0	FNMA #1405 DTD 1/1/1983	12/05/96	09/25/01	6,426 87	6,412 81	14 06
0	6 25% 4/1/2004	12/09/96	09/25/01	724 48	738 07	13 59-
0	FNMA #368076 DTD 11/1/2025	12/05/96	09/25/01	115,737 02	116,668 34	931 32-
0	12/1/1996 8% 12/1/2026	06/17/97	09/25/01	44,457 15	45,346 29	889 14-
0	8% 6/1/2027	10/17/97	09/25/01	3,966 68	4,342 43	375 75-
0	FNMA # 313796 DTD 10/1/1997 9 5% 2/1/2021	10/17/97	09/25/01	15,724 04	16,786 64	1,062 60-
0	FNMA #313799 DTD 10/1/1997 8 5% 1/1/2025	06/19/98	09/25/01	164 74	171 95	7 21-
0	FNMA #313800 DTD 10/1/1997 8 5% 8/1/2019	10/17/97	09/25/01	61,193 74	64,891 66	3,697 92-
0	FNMA #313800 DTD 10/1/1997 8 5% 8/1/2019	01/28/98	09/25/01	363 11	380 92	17 81-
0	FNMA #313801 DTD 10/1/1997 8 5% 1/1/2012	10/17/97	09/25/01	38,808 98	40,766 11	1,957 13-
0	FNMA #313807 DTD 10/1/1997 7 5% 2/1/2023	10/17/97	09/25/01	13,055 25	13,464 76	409 51-
0	FNMA #313807 DTD 10/1/1997 7 5% 2/1/2023	01/28/98	09/25/01	1,287 45	1,327 28	39 83-
0	FNMA #313811 DTD 10/1/1997 7% 3/1/2012	10/17/97	09/25/01	21,024 89	21,265 52	240 63-
0	FNMA #313811 DTD 10/1/1997 7% 3/1/2012	06/19/98	09/25/01	511 22	517 30	6 08-
0	FNMA #313814 DTD 10/1/1997 7% 3/1/2012	10/17/97	09/25/01	7,222 38	7,187 68	34 70
0	FNMA #313815 DTD 10/1/1997 6 5% 6/1/2021	10/17/97	09/25/01	27,953 47	27,944 74	8 73
0	FNMA #313815 DTD 10/1/1997 6 5% 1/1/2011	01/28/98	09/25/01	2,664 12	2,666 62	2 50-
0	FNMA #313815 DTD 10/1/1997 6 5% 1/1/2011	03/26/98	09/25/01	199 52	200 77	1 25-
0	FNMA #313815 DTD 10/1/1997 6 5% 1/1/2011	05/21/98	09/25/01	6,877 46	6,929 03	51 57-
0	FNMA #313815 DTD 10/1/1997 6 5% 1/1/2011	06/19/98	09/25/01	2,053 86	2,061 56	7 70-
0	FNMA #313815 DTD 10/1/1997 6 5% 1/1/2011	08/17/00	09/25/01	293 40	285 43	7 97

CONFIDENTIAL

Gain/loss period is long  
 Disposal method redemption

01/01/2001 TO 12/31/2001

ADMINISTRATOR JULIUS J CIESIELKA  
INV OFFICER STEVE LEHMAN  
TAX OFFICER FRANCIS MEHARFFY

ACCOUNT 0049-00-1/6 (cont)  
The PEM MEMORIAL TRUST  
TAXPAYER ID 23-6234669

UNITS	SECURITY	DATE ACQUIRED	DATE DISPOSED	PROCEEDS	BASIS DISPOSED	GAIN/(LOSS)
0	FNMA #518567 DTD 10/1/1999 7 5% 10/1/2029	11/07/99	09/25/01	2,515 30	2,511 37	3 93
0	FNMA #518567 DTD 10/1/1999 7 5% 10/1/2029	08/17/00	09/25/01	1,404 05	1,393 96	10 09
0	FNMA #509653 DTD 9/1/1999	10/07/99	09/25/01	276 07	275 64	0 43
0	FNMA #511205 DTD 9/1/1999	10/07/99	09/25/01	13,799 50	13,777 94	21 56
0	CHASE 1993-M AS DTD 11/1/1993 6 25%	12/11/97	09/25/01	246,197 82	244,889 90	1,307 92
0	COUNTRYWIDE 6 5 6/25/13 DTD 4/1/1998 6 5%	02/25/98	09/25/01	101,542 73	100,876 35	666 38
0	COUNTRYWIDE 6 5 6/25/13 DTD 4/1/1998 6 5%	05/21/98	09/25/01	1,224 10	1,227 99	3 89-
0	COUNTRYWIDE 6 5 6/25/13 DTD 4/1/1998 6 5%	06/19/98	09/25/01	183 04	183 00	0 04
0	PNC MORTGAGE SECURITIES CORP 1998-11 2A1D1D 10/1/1998 6 5% 11/25/2013	04/06/00	09/25/01	236,201 94	226,421 70	9,780 24
0	PNC MORTGAGE SECURITIES CORP 1998-11 2A1D1D 10/1/1998 6 5% 11/25/2013	08/17/00	09/25/01	567 94	549 60	18 34
0	BEAR STEARNS 95-1 1A DTD 4/1/1995 6 47% 5/25/2010	04/06/95	09/25/01	89,341 04	85,092 23	4,248 81
0	BEAR STEARNS 95-1 1A DTD 4/1/1995 6 47% 5/25/2010	12/19/96	09/25/01	64,769 21	64,395 94	373 27
0	BEAR STEARNS 95-1 1A DTD 4/1/1995 6 47% 5/25/2010	05/21/98	09/25/01	2,024 04	2,061 42	37 38-
0	BEAR STEARNS 95-1 1A DTD 4/1/1995 6 47% 5/25/2010	06/19/98	09/25/01	3,542 07	3,610 36	68 29-
0	BEAR STEARNS 95-1 1A DTD 4/1/1995 6 47% 5/25/2010	08/17/00	09/25/01	354 21	346 90	7 31
0	FHLMC GR#18-4176 DTD 9/1/1979 7 25% 9/1/2009	09/15/89	10/15/01	1,925 06	1,767 44	157 62
0	GNMA #1095 DTD 9/1/1972 6 5% 7/15/2002	05/20/87	10/15/01	282 94	244 74	38 20

Disposal method redemption  
Gain/loss period is long

CONFIDENTIAL

ADMINISTRATOR JULIUS J CIESIELKA  
 INV OFFICER STEVE LEHMAN  
 TAX OFFICER FRANCIS MEHARPEY

ACCOUNT 0049-00-1/6 (cont)  
 The PEM MEMORIAL TRUST  
 TAXPAYER ID 23-6234669

UNITS	SECURITY	DATE ACQUIRED	DATE DISPOSED	PROCEEDS	BASIS DISPOSED	GAIN/(LOSS)
0	FHLMC GR#18-4879 DTD	04/11/88	10/15/01	995 06	922 91	72 15
0	FHLMC GR#25-5698 DTD	11/07/95	10/15/01	959 99	992 39	32 40-
0	FHLMC GOLD #D71783 DTD	05/21/98	10/15/01	316 12	328 57	12 45-
0	FHLMC GOLD #D71783 DTD	06/19/98	10/15/01	223 63	231 32	7 69-
0	FHLMC GOLD #D71783 DTD	08/17/00	10/15/01	89 69	90 50	0 81-
0	FHLMC GOLD #D65025 DTD	07/10/96	10/15/01	599 38	625 60	26 22-
0	FHLMC GOLD #A01668 DTD	12/05/96	10/15/01	30,281 76	31,554 54	1,272 78-
0	FHLMC GOLD #G10753 DTD	01/28/98	10/15/01	1,007 87	1,017 00	9 13-
0	FHLMC GOLD #G10753 DTD	05/21/98	10/15/01	1,225 45	1,234 26	8 81-
0	FHLMC GOLD #G10753 DTD	08/17/00	10/15/01	211 66	205 90	5 76
0	FHLMC GOLD #G00802 DTD	11/03/97	10/15/01	92,693 59	91,129 39	1,564 20
0	FHLMC GOLD #G00803 DTD	11/03/97	10/15/01	79,852 60	81,898 82	2,046 22-
0	FHLMC GOLD #G00803 DTD	11/03/97	10/15/01	518 79	532 08	13 29-
0	FHLMC GOLD #G00803 DTD	01/28/98	10/15/01	518 79	535 81	17 02-
0	FHLMC GOLD #G00803 DTD	06/19/98	10/15/01	204 40	209 26	4 86-

Gain/loss period is long  
 Disposal method redemption

CONFIDENTIAL

ADMINISTRATOR JULIUS J CIESIELKA  
 INV OFFICER STEVE LEHMAN  
 TAX OFFICER FRANCIS MEHARFEY

ACCOUNT 0049-00-1/6 (cont)  
 The PEM MEMORIAL TRUST  
 TAXPAYER ID 23-6234669

UNITS	SECURITY	DATE ACQUIRED	DATE DISPOSED	PROCEEDS	BASIS DISPOSED	GAIN/(LOSS)
0	FHLMC GOLD #G00804 DTD 11/1/1997 8% 6/1/2020	11/03/97	10/15/01	78,805 04	82,548 28	3,743 24-
0	FHLMC GOLD #G00804 DTD 11/1/1997 8% 6/1/2020	06/19/98	10/15/01	1,274 33	1,318 14	43 81-
0	FHLMC GOLD #G00806 DTD 11/1/1997 9% 2/1/2021	10/03/97	10/15/01	4,969 89	5,338 76	368 87-
0	FHLMC GOLD #G00805 DTD 11/1/1997 8 5% 6/1/2021	11/03/97	10/15/01	4,189 59	4,448 16	258 57-
0	FHLMC GOLD #G00805 DTD 11/1/1997 8 5% 6/1/2021	06/19/98	10/15/01	67 38	70 31	2 93-
0	FHLMC #555357 DTD 11/1/1997 10% 4/1/2020	11/03/97	10/15/01	1,761 88	1,933 11	171 23-
0	FHLMC #555357 DTD 11/1/1997 10% 4/1/2020	06/19/98	10/15/01	106 30	115 59	9 29-
0	FHLMC #555359 DTD 11/1/1997 6 5% 4/1/2008	11/03/97	10/15/01	2,439 80	2,436 75	3 05
0	FHLMC #555359 DTD 11/1/1997 6 5% 4/1/2008	06/19/98	10/15/01	170 01	170 97	0 96-
0	FHLMC #555350 DTD 11/1/1997 6% 11/1/2008	11/03/97	10/15/01	1,138 73	1,125 56	13 17
0	FHLMC GOLD #G00807 DTD 11/1/1997 9 5% 3/1/2021	11/03/97	10/15/01	3,682 44	3,956 32	273 88-
0	FHLMC GOLD #G00807 DTD 11/1/1997 9 5% 3/1/2021	06/19/98	10/15/01	53 84	57 75	3 91-
0	FHLMC GOLD #D78101 DTD 2/1/1997 8 5% 2/1/2027	01/12/99	10/15/01	1,831 47	1,920 76	89 29-
0	GNMA #451439 DTD 9/1/1997	06/15/00	10/15/01	50,910 76	50,751 67	159 09
0	GNMA #433241 DTD 1/1/1997	06/15/00	10/15/01	12,279 81	12,239 52	40 29
0	GNMA #458709 DTD 11/1/1997 7 5% 11/15/2027	06/15/00	10/15/01	11,978 35	11,939 04	39 31
0	GNMA #448687 DTD 9/1/1997	06/15/00	10/15/01	10,653 86	10,618.90	34 96
0	GNMA #459979 DTD 7 5% 9/15/2027	06/15/00	10/15/01	892 93	890 00	2 93
0	GNMA #434877 DTD 9/1/2000	08/31/00	10/15/01	46,691 33	48,318 23	1,626 90-
125,000	FORD MOTOR CREDIT CO DTD 10/26/1998 5 125%	10/30/98	10/15/01	125,000 00	124,445 00	555 00

Gain/loss period is long  
 Disposal method redemption

CONFIDENTIAL

FEDERAL SCHEDULE D CHRONOLOGICALLY

01/01/2001 TO 12/31/2001

ADMINISTRATOR JULIUS J CIESIELKA  
 INV OFFICER STEVE LEHMAN  
 TAX OFFICER FRANCIS MEHAFFEY

ACCOUNT 0049-00-1/6 (cont )  
 THE PEM MEMORIAL TRUST  
 TAXPAYER ID 23-62234669

UNITS	SECURITY	DATE ACQUIRED	DATE DISPOSED	PROCEEDS	BASIS DISPOSED	GAIN/(LOSS)
-------	----------	---------------	---------------	----------	----------------	-------------

Gain/loss period is long  
 Disposal method is redemption

0	FNMA #50207 DTD 6/1/1989	10/13/89	10/25/01	651 77	672 95	21 18-
0	FNMA #50207 DTD 6/1/1989	11/27/89	10/25/01	27 48	28 50	1 02-
0	FNMA #50207 DTD 6/1/1989	10/25/01	10/25/01	475 12	508 68	33 56-
0	FNMA #45685 DTD 4/1/1987	05/21/98	10/25/01	475 12	508 68	33 56-
0	FNMA #166121 DTD 7/1/1992	07/25/94	10/25/01	2,426 49	2,498 90	72 41-
0	FNMA #166124 DTD 7/1/1992	06/14/94	10/25/01	1,778 30	1,924 46	146 16-
0	FNMA #287152 DTD 6/1/1994	05/21/98	10/25/01	5,151 24	5,315 43	164 19-
0	FNMA #287152 DTD 6/1/1994	06/19/98	10/25/01	2,060 16	2,116 81	56 65-
0	FNMA #288864 DTD 7/1/1994	06/22/94	10/25/01	50 75	50 48	0 27
0	FNMA #287809 DTD 6/1/1994	07/29/94	10/25/01	901 43	898 05	3 38
0	FNMA #290902 DTD 8/1/1994	05/21/98	10/25/01	70 72	72 66	1 94-
0	FNMA #22355 DTD 12/1/1985	04/25/95	10/25/01	5,637 42	5,567 84	69 58
0	FNMA #316218 DTD 6/1/1995	06/21/95	10/25/01	2,724 45	2,655 49	68 96
0	FNMA #44097 DTD 6/1/1991	12/05/96	10/25/01	21,206 30	21,269 26	62 96-
0	FNMA #44097 DTD 6/1/1991	11/30/95	10/25/01	26,291 89	26,554 81	262 92-
0	FNMA #336554 DTD 1/1/1996	05/21/98	10/25/01	218 64	226 57	7 93-
0	FNMA #336554 DTD 1/1/1996	06/19/98	10/25/01	117 03	121 92	4 89-
0	FNMA #336554 DTD 1/1/1996	08/17/00	10/25/01	17 98	18 44	0 46-
0	FNMA #363680 DTD 11/1/2026	08/21/96	10/25/01	125,722 16	126,861 52	1,139 36-
0	FNMA #1405 DTD 1/1/1983	12/05/96	10/25/01	4,685 29	4,675 04	10 25
0	FNMA #368076 DTD 12/1/1996	10/25/01	10/25/01	675 54	688 20	12 66-

CONFIDENTIAL

01/01/2001 TO 12/31/2001

ADMINISTRATOR JULIUS J CIESIELKA  
 INV OFFICER STEVE LEHMAN  
 TAX OFFICER FRANCIS MEHAFFEY

ACCOUNT 0049-00-1/6 (cont)  
 The PEW MEMORIAL TRUST  
 TAXPAYER ID 23-62344669

UNITS	SECURITY	DATE ACQUIRED	DATE DISPOSED	PROCEEDS	BASIS DISPOSED	GAIN/(LOSS)
0	FNMA #365834 DTD	12/05/96	10/25/01	63,391 80	63,901 91	510 11-
0	FNMA #390895 DTD 6/1/1997	06/17/97	10/25/01	85,799 80	87,515 80	1,716 00-
0	FNMA # 313796 DTD	10/17/97	10/25/01	3,112 98	3,407 86	294 88-
0	FNMA #313799 DTD	10/17/97	10/25/01	21,811 16	23,285 12	1,473 96-
0	FNMA #313799 DTD	10/17/97	10/25/01	228 51	238 51	10 00-
0	FNMA #313800 DTD	10/17/97	10/25/01	77,606 19	82,295 91	4,689 72-
0	FNMA #313800 DTD	10/17/97	10/25/01	460 49	483 09	22 60-
0	FNMA #313801 DTD	10/17/97	10/25/01	18,838 63	19,788 65	950 02-
0	FNMA #313807 DTD	10/17/97	10/25/01	6,613 13	6,820 57	207 44-
0	FNMA #313807 DTD	01/28/98	10/25/01	652 16	672 33	20 17-
0	FNMA #313811 DTD	10/17/97	10/25/01	22,977 01	23,239 98	262 97-
0	FNMA #313811 DTD	06/19/98	10/25/01	558 69	565 33	6 64-
0	FNMA #313814 DTD	10/17/97	10/25/01	13,852 40	13,785 84	66 56
0	FNMA #313815 DTD	10/17/97	10/25/01	18,800 66	18,794 79	5 87
0	FNMA #313815 DTD	01/28/98	10/25/01	1,791 81	1,793 49	1 68-
0	FNMA #313815 DTD	03/26/98	10/25/01	134 19	135 03	0 84-
0	FNMA #313815 DTD	05/21/98	10/25/01	4,625 57	4,660 26	34 69-
0	FNMA #313815 DTD	06/19/98	10/25/01	1,381 36	1,386 54	5 18-
0	FNMA #313815 DTD	08/17/00	10/25/01	197 33	191 97	5 36
0	FNMA #518567 DTD	11/07/99	10/25/01	1,704 36	1,701 70	2 66
0	FNMA #518567 DTD	08/17/00	10/25/01	951 39	944 55	6 84

Gain/loss period is long  
 Disposal method redemption

CONFIDENTIAL



ACCOUNT 0049-00-1/6 (cont )  
 The PEM MEMORIAL TRUST  
 TAXPAYER ID 23-6234669  
 ADMINISTRATOR JULIUS J CIRSIELKA  
 INV OFFICER STEVE LEHMAN  
 TAX OFFICER FRANCIS MEHAFFEY

UNITS SECURITY DATE ACQUIRED DATE DISPOSED PROCEEDS BASIS DISPOSED GAIN/(LOSS)  
 -----  
 Disposal method redemption

0	FNMA #509653 DTD 9/1/1999 10/07/99 10/25/01	277 92	277 48	0 44
0	FNMA #511205 DTD 9/1/1999 10/07/99 10/25/01	5,125 98	5,117 97	8 01
0	CHASE 1993-M AS DTD 12/11/97 10/25/01	237,371 65	236,110 62	1,261 03
0	11/25/2009 11/1/1993 6 25% COUNTRYWIDE 6 5 6/25/13	63,864 59	63,445 48	419 11
0	DTD 4/1/1998 6 5% COUNTRYWIDE 6 5 6/25/13	769 89	772 34	2 45-
0	DTD 4/1/1998 6 5% COUNTRYWIDE 6 5 6/25/13	769 89	772 34	2 45-
0	DTD 4/1/1998 6 5% COUNTRYWIDE 6 5 6/25/13	115 12	115 10	0 02
0	6/25/2013 DTD 4/1/1998 6 5% PNC MORTGAGE SECURITIES	322,153 02	308,813 87	13,339 15
0	CORP 1998-11 2A1D1D 10/1/1998 6 5% 11/25/2013	774 61	749 60	25 01
0	BEAR STEARNS 95-1 1A DTD 10/1/1998 6 5% 11/25/2013	74,387 11	70,849 47	3,537 64
0	4/1/1995 6 47% 5/25/2010 BEAR STEARNS 95-1 1A DTD	53,928 13	53,617 33	310 80
0	4/1/1995 6 47% 5/25/2010 BEAR STEARNS 95-1 1A DTD	1,685 25	1,716 38	31 13-
0	4/1/1995 6 47% 5/25/2010 BEAR STEARNS 95-1 1A DTD	2,949 20	3,006 06	56 86-
0	08/17/00 10/25/01 BEAR STEARNS 95-1 1A DTD	294 92	288 83	6 09
0	n/a 10/26/01	8,521,768 41	0 00	8,521,768 41
0	GLENMEDE FUND INC - ADVISOR SMALL CAP	1,226 49	1,126 07	100 42
0	FHLMC GR#18-4176 DTD 09/15/89 11/15/01	217 89	188 48	29 41
0	GNMA #1095 DTD 9/1/1972 6 5% 7/15/2002	1,002 21	929 55	72 66
0	7/1/1983 7 75% 12/1/2006 FHLMC GR#18-4879 DTD			

CONFIDENTIAL

01/01/2001 TO 12/31/2001

ADMINISTRATOR JULIUS J CIRSIELKA  
 INV OFFICER STEVE LEHMAN  
 TAX OFFICER FRANCIS MEHARFFY

ACCOUNT 0049-00-1/6 (cont )  
 The PEW MEMORIAL TRUST  
 TAXPAYER ID 23-6234669

UNITS	SECURITY	DATE ACQUIRED	DATE DISPOSED	PROCEEDS	BASIS DISPOSED	GAIN/(LOSS)
0	FHLMC GOLD #C00109 DTD 03/30/92 11/15/01	03/30/92	11/15/01	18,362.63	18,192.54	170.09
0	FHLMC GOLD #C00109 DTD 4/1/1992 8% 4/1/2022	01/05/95	11/15/01	1,071.67	1,041.43	30.24
0	FHLMC GOLD #C00109 DTD 4/1/1992 8% 4/1/2022	03/26/98	11/15/01	257.55	268.49	10.94-
0	FHLMC GOLD #B70037 DTD 4/1/1992 8% 4/1/2022	04/16/93	11/15/01	73.51	79.81	6.30-
0	GNMA #388164 DTD 3/1/1994	01/17/95	11/15/01	238.10	220.69	17.41
0	GNMA #366782 DTD 5/1/1994	01/24/95	11/15/01	72,550.27	65,000.51	7,549.76
0	FHLMC GR#25-5698 DTD 7% 5/15/2024	11/07/95	11/15/01	897.60	927.89	30.29-
0	FHLMC GOLD #D71783 DTD 8/1/1985 7.75% 5/1/2008	05/21/98	11/15/01	1,046.43	1,087.63	41.20-
0	FHLMC GOLD #D71783 DTD 5/1/1996 8% 12/1/2024	06/19/98	11/15/01	740.27	765.72	25.45-
0	FHLMC GOLD #D71783 DTD 5/1/1996 8% 12/1/2024	08/17/00	11/15/01	296.89	299.58	2.69-
0	FHLMC GOLD #D71783 DTD 5/1/1996 8% 12/1/2024	10/18/00	11/15/01	593.77	606.02	12.25-
0	FHLMC GOLD #D65025 DTD 10/1/1995 9% 5/1/2025	07/10/96	11/15/01	5,971.17	6,232.41	261.24-
0	FHLMC GOLD #A01668 DTD 12/1/1996 8 25% 5/1/2017	12/05/96	11/15/01	2,653.05	2,764.56	111.51-
0	FHLMC GOLD #G00802 DTD 11/1/1997 6 5% 11/1/2025	11/03/97	11/15/01	257,407.97	253,064.20	4,343.77
0	FHLMC GOLD #G10753 DTD 11/1/1997 6 5% 9/1/2009	01/28/98	11/15/01	2,400.18	2,421.93	21.75-
0	FHLMC GOLD #G10753 DTD 11/1/1997 6 5% 9/1/2009	05/21/98	11/15/01	2,918.36	2,939.34	20.98-
0	FHLMC GOLD #G10753 DTD 11/1/1997 6 5% 9/1/2009	08/17/00	11/15/01	504.05	490.35	13.70
0	FHLMC GOLD #G00804 DTD 11/1/1997 8% 6/1/2020	11/03/97	11/15/01	40,345.66	42,262.08	1,916.42-
0	FHLMC GOLD #G00804 DTD 11/1/1997 8% 6/1/2020	06/19/98	11/15/01	652.41	674.84	22.43-
0	FHLMC GOLD #G00803 DTD 11/1/1997 7 5% 1/1/2023	11/03/97	11/15/01	65,746.87	67,431.64	1,684.77-
0	FHLMC GOLD #G00803 DTD 11/1/1997 7 5% 1/1/2023	11/03/97	11/15/01	427.15	438.09	10.94-

Gain/Loss period is long  
 Disposal method is redemption

CONFIDENTIAL

01/01/2001 TO 12/31/2001

ADMINISTRATOR JULIUS J CIESIELKA  
 INV OFFICER STEVE LEHMAN  
 TAX OFFICER FRANCIS MEHAFFEY

ACCOUNT 0049-00-1/6 (cont)  
 The PEM MEMORIAL TRUST  
 TAXPAYER ID 23-6234669

UNITS	SECURITY	ACQUIRED DATE	DISPOSED DATE	PROCEEDS	BASIS DISPOSED	GAIN/(LOSS)
0	FHLMC GOLD #G00803 DTD 11/1/1997 7 5% 1/1/2023	01/28/98 11/15/01	427 15	441 16	14 01-	14 01-
0	FHLMC GOLD #G00803 DTD 11/1/1997 7 5% 1/1/2023	06/19/98 11/15/01	168 29	172 29	4 00-	4 00-
0	FHLMC GOLD #G00806 DTD 11/1/1997 9% 2/1/2021	10/03/97 11/15/01	4,879 84	5,242 02	362 18-	362 18-
0	FHLMC GOLD #G00805 DTD 11/1/1997 8 5% 6/1/2021	11/03/97 11/15/01	2,645 86	2,809 16	163 30-	163 30-
0	FHLMC #555357 DTD 11/1/1997 8 5% 6/1/2021	06/19/98 11/15/01	42 55	44 40	1 85-	1 85-
0	FHLMC #555357 DTD 11/1/1997 10% 4/1/2020	11/03/97 11/15/01	18,050 90	19,805 22	1,754 32-	1,754 32-
0	FHLMC #555357 DTD 11/1/1997 10% 4/1/2020	06/19/98 11/15/01	1,089 10	1,184 21	95 11-	95 11-
0	FHLMC #555359 DTD 11/1/1997 6 5% 4/1/2008	11/03/97 11/15/01	3,998 54	3,993 54	5 00	5 00
0	FHLMC #555359 DTD 11/1/1997 6 5% 4/1/2008	06/19/98 11/15/01	278 63	280 20	1 57-	1 57-
0	FHLMC #555350 DTD 11/1/1997 6 5% 4/1/2008	11/03/97 11/15/01	1,228 08	1,213 88	14 20	14 20
0	FHLMC GOLD #G00807 DTD 11/1/1997 6% 11/1/2008	11/03/97 11/15/01	10,184 22	10,941 67	757 45-	757 45-
0	FHLMC GOLD #G00807 DTD 11/1/1997 9 5% 3/1/2021	06/19/98 11/15/01	148 89	159 73	10 84-	10 84-
0	FHLMC GOLD #D78101 DTD 2/1/1997 8 5% 2/1/2027	01/12/99 11/15/01	90,040 75	94,430 23	4,389 48-	4,389 48-
0	GNYA #451439 DTD 9/1/1997	06/15/00 11/15/01	48,424 19	48,272 86	151 33	151 33
0	GNYA #433241 DTD 1/1/1997	06/15/00 11/15/01	16,650 37	16,595.74	54 63	54 63
0	GNYA #458709 DTD 11/1/1997 7 5% 11/15/2027	06/15/00 11/15/01	52,602 15	52,429 55	172 60	172 60
0	GNYA #448687 DTD 9/1/1997	06/15/00 11/15/01	26,509 11	26,422 13	86 98	86 98
0	GNYA #45979 DTD 7 5% 9/15/2027	06/15/00 11/15/01	111,648 01	111,281 66	366 35	366 35
0	GNYA #434877 DTD 9/1/2000	08/31/00 11/15/01	237,129 20	245,391 68	8,262 48-	8,262 48-
0	FNMA #50207 DTD 6/1/1989	10/13/89 11/25/01	657 77	679 14	21 37-	21 37-

Gain/loss period is long  
 Disposal method is redemption

CONFIDENTIAL

ACCOUNT 0049-00-1/6 (cont )  
 The PEW MEMORIAL TRUST  
 TAXPAYER ID 23-6234669  
 ADMINISTRATOR JULIUS J CIRSIELKA  
 INV OFFICER STEVE LEHMAN  
 TAX OFFICER FRANCIS MEHAFFEY

UNITS SECURITY DATE ACQUIRED DATE DISPOSED PROCEEDS BASIS DISPOSED GAIN/(LOSS)

0	FNMA #50207 DTD 6/1/1989	11/27/89	11/25/01	27 73	28 76	1 03-
0	10 5% 6/1/2004 FNMA #45685 DTD 4/1/1987	05/21/98	11/25/01	747 34	800 12	52 78-
0	10% 4/1/2016 FNMA #166121 DTD 7/1/1992	07/25/94	11/25/01	2,438 93	2,511 72	72 79-
0	9% 6/1/2020 FNMA #166124 DTD 7/1/1992	06/14/94	11/25/01	2,560 42	2,770 86	210 44-
0	10% 1/1/2020 FNMA #287152 DTD 6/1/1994	05/21/98	11/25/01	2,003 53	2,067 39	63 86-
0	7 5% 6/1/2009 FNMA #287152 DTD 6/1/1994	06/19/98	11/25/01	801 28	823 32	22 04-
0	7 5% 6/1/2009 FNMA #288864 DTD 7/1/1994	06/22/94	11/25/01	51 10	50 83	0 27
0	8% 7/1/2024 FNMA #287809 DTD 6/1/1994	07/29/94	11/25/01	908 05	904 65	3 40
0	7% 3/1/2004 FNMA #290902 DTD 8/1/1994	05/21/98	11/25/01	19,948 51	20,497 10	548 59-
0	8% 8/1/2024 FNMA #22355 DTD 12/1/1985	04/25/95	11/25/01	6,002 49	5,928 39	74 10
0	6 75% 1/1/2004 FNMA #316218 DTD 6/1/1995	06/21/95	11/25/01	1,544 34	1,505 25	39 09
0	6 5% 8/1/2007 FNMA #44097 DTD 6/1/1991	12/05/96	11/25/01	25,110 04	25,184 59	74 55-
0	6 5% 12/1/2003 FNMA #44097 DTD 6/1/1991	11/30/95	11/25/01	31,131 80	31,443 12	311 32-
0	8 5% 11/1/2019 FNMA #336554 DTD 1/1/1996	05/21/98	11/25/01	220 16	228 14	7 98-
0	8 5% 11/1/2019 FNMA #336554 DTD 1/1/1996	06/19/98	11/25/01	117 83	122 77	4 94-
0	8 5% 11/1/2019 FNMA #336554 DTD 1/1/1996	08/17/00	11/25/01	18 11	18 57	0 46-
0	8 5% 11/1/2019 FNMA #363680 DTD 11/1/2026	08/21/96	11/25/01	176,641 12	178,241 93	1,600 81-
0	11/1/1996 8% 11/1/2026 FNMA #1405 DTD 1/1/1983	12/05/96	11/25/01	4,230 99	4,221 73	9 26
0	6 25% 4/1/2004 FNMA #368076 DTD 12/09/96	11/25/01	12/09/96	680 31	693 07	12 76-
0	12/1/1996 8% 11/1/2025 FNMA #365834 DTD 12/05/96	11/25/01	12/05/96	117,674 91	118,621 83	946 92-
0	12/1/1996 8% 12/1/2026 FNMA #390895 DTD 6/1/1997	06/17/97	11/25/01	87,360 25	89,107 46	1,747 21-

Gain/loss period is long disposal method redemption

CONFIDENTIAL

01/01/2001 TO 12/31/2001

ADMINISTRATOR JULIUS J CIESIELKA  
 INV OFFICER STEVE LEHMAN  
 TAX OFFICER FRANCIS MEHAFFRY

ACCOUNT 0049-00-1/6 (cont )  
 The PEM MEMORIAL TRUST  
 TAXPAYER ID 23-6234669

UNITS	SECURITY	DATE ACQUIRED	DATE DISPOSED	PROCEEDS	BASIS DISPOSED	GAIN/(LOSS)
0	FNMA # 313796 DTD	10/17/97	11/25/01	939 12	1,028 08	88 96-
0	FNMA #313799 DTD	10/17/97	11/25/01	24,469 86	26,123 49	1,653 63-
0	FNMA #313799 DTD	06/19/98	11/25/01	25637	267 58	11 21-
0	FNMA #313800 DTD	10/17/97	11/25/01	45,198 10	47,929 41	2,731 31-
0	FNMA #313800 DTD	01/28/98	11/25/01	268 19	281 35	13 16-
0	FNMA #313800 DTD	10/18/00	11/25/01	1,125 30	1,157 77	32 47-
0	FNMA #313801 DTD	10/17/97	11/25/01	44,701 28	46,955 55	2,254 27-
0	FNMA #313801 DTD	10/18/00	11/25/01	1,492 48	1,535 84	43 36-
0	FNMA #313807 DTD	10/17/97	11/25/01	7,365 29	7,596 32	231 03-
0	FNMA #313807 DTD	01/28/98	11/25/01	726 33	748 80	22 47-
0	FNMA #313811 DTD	10/17/97	11/25/01	31,841 51	32,205 94	364 43-
0	FNMA #313811 DTD	06/19/98	11/25/01	774 23	783 43	9 20-
0	FNMA #313814 DTD	10/17/97	11/25/01	10,269 63	10,220 29	49 34
0	FNMA #313815 DTD	10/17/97	11/25/01	16,853 46	16,848 19	5 27
0	FNMA #313815 DTD	01/28/98	11/25/01	1,606 23	1,607 73	1 50-
0	FNMA #313815 DTD	03/26/98	11/25/01	120 29	121 05	0 76-
0	FNMA #313815 DTD	05/21/98	11/25/01	4,146 50	4,177 59	31 09-
0	FNMA #313815 DTD	10/1/1997	6 5% 1/1/2011			4 65-
0	FNMA #313815 DTD	06/19/98	11/25/01	1,238 29	1,242 94	4 81
0	FNMA #313815 DTD	08/17/00	11/25/01	176 90	172 09	15 17
0	FNMA #313815 DTD	10/18/00	11/25/01	1,882 19	1,867 02	3 25
0	FNMA #518567 DTD	11/07/99	11/25/01	2,075 30	2,072 05	

Gain/loss period is long  
 Disposal method is redemption

CONFIDENTIAL

01/01/2001 TO 12/31/2001

ADMINISTRATOR JULIUS J CIESIELKA  
 INV OFFICER STEVE LEHMAN  
 TAX OFFICER FRANCIS MEHAFFEY

ACCOUNT 0049-00-1/6 (cont )  
 The BWM MEMORIAL TRUST  
 TAXPAYER ID 23-6234669

UNITS	SECURITY	DATE ACQUIRED	DATE DISPOSED	PROCEEDS	BASIS DISPOSED	GAIN/(LOSS)
0	FNMA #518567 DTD	08/17/00	11/25/01	1,158 44	1,150 12	8 32
0	FNMA #509653 DTD	10/07/99	11/25/01	17,095 25	17,068 54	26 71
0	FNMA #511205 DTD	9/1/1999	11/25/01	15,482 83	15,458 64	24 19
0	7 5% 10/1/2029	02/25/98	11/25/01	320,554 20	318,450 57	2,103 63
0	COUNTRYWIDE 6 5 6/25/13	05/21/98	11/25/01	3,864 27	3,876 58	12 31-
0	DTD 4/1/1998 6 5%	06/19/98	11/25/01	577 84	577 71	0 13
0	CHASE 1993-M AS DTD	12/11/97	11/25/01	228,843 84	227,628 11	1,215 73
0	11/25/2009	04/06/00	11/25/01	392,401 94	376,154 04	16,247 90
0	CORP 1998-11 2A DTD	08/17/00	11/25/01	943 52	913 05	30 47
0	10/1/1998 6 5% 11/25/2013	10/18/00	11/25/01	7,854 18	7,718 71	135 47
0	CORP 1998-11 2A DTD	04/06/95	11/25/01	76,375 83	72,743 61	3,632 22
0	BEAR STEARNS 95-1 1A DTD	12/19/96	11/25/01	55,369 88	55,050 78	319 10
0	4/1/1995 6 47% 5/25/2010	05/21/98	11/25/01	1,730 31	1,762 26	31 95-
0	BEAR STEARNS 95-1 1A DTD	06/19/98	11/25/01	3,028 04	3,086 42	58 38-
0	4/1/1995 6 47% 5/25/2010	08/17/00	11/25/01	302.80	296 56	6 24
0	BEAR STEARNS 95-1 1A DTD	10/18/00	11/25/01	1,297 73	1,295 94	1 79
0	FHLMC GR#18-4176 DTD	09/15/89	12/15/01	1,858.53	1,706 36	152 17

Gain/loss period is long  
 Disposal method redemption

CONFIDENTIAL

ACCOUNT 0049-00-1/6 (cont )  
 TAXPAYER ID 23-6234669  
 THE PEM MEMORIAL TRUST  
 ADMINISTRATOR JULIUS J CIESIELKA  
 INV OFFICER STEVE LEHMAN  
 TAX OFFICER FRANCIS MEHAFFEY

UNITS	SECURITY	DATE ACQUIRED	DATE DISPOSED	PROCEEDS	BASIS DISPOSED	GAIN/(LOSS)
-------	----------	---------------	---------------	----------	----------------	-------------

0	GNMA #1095 DTD 9/1/1972	05/20/87	12/15/01	392 00	339 08	52 92
0	6 5% 7/15/2002					
0	FHLMC GR#18-4879 DTD	04/11/88	12/15/01	1,009 53	936 34	73 19
0	7/1/1983 7 75% 12/1/2006					
0	FHLMC GOLD #C00109 DTD	03/30/92	12/15/01	27,524 84	27,269 88	254 96
0	4/1/1992 8% 4/1/2022					
0	FHLMC GOLD #C00109 DTD	01/05/95	12/15/01	1,606 39	1,561 06	45 33
0	4/1/1992 8% 4/1/2022					
0	FHLMC GOLD #C00109 DTD	03/26/98	12/15/01	386 05	402 46	16 41-
0	4/1/1992 8% 4/1/2022					
0	FHLMC GOLD #B70037 DTD	04/16/93	12/15/01	74 20	80 56	6 36-
0	12/1/1991 9 5% 6/1/2020					
0	GNMA #388164 DTD 3/1/1994	01/17/95	12/15/01	239 68	222 16	17 52
0	7 5% 3/15/2024					
0	GNMA #366782 DTD 5/1/1994	01/24/95	12/15/01	54,034 60	48,411 62	5,622 98
0	7% 5/15/2024					
0	FHLMC GR#25-5698 DTD	11/07/95	12/15/01	1,045 49	1,080 78	35 29-
0	8/1/1985 7 75% 5/1/2008					
0	FHLMC GOLD #D71783 DTD	05/21/98	12/15/01	294 60	306 19	11 59-
0	5/1/1996 8% 12/1/2024					
0	FHLMC GOLD #D71783 DTD	06/19/98	12/15/01	208 40	215 57	7 17-
0	5/1/1996 8% 12/1/2024					
0	FHLMC GOLD #D71783 DTD	08/17/00	12/15/01	83 58	84 34	0 76-
0	5/1/1996 8% 12/1/2024					
0	FHLMC GOLD #D71783 DTD	10/18/00	12/15/01	167 16	170 61	3 45-
0	5/1/1996 8% 12/1/2024					
0	FHLMC GOLD #D65025 DTD	07/10/96	12/15/01	807 03	842 33	35 30-
0	10/1/1995 9% 5/1/2025					
0	FHLMC GOLD #A01668 DTD	12/05/96	12/15/01	10,294 16	10,726 83	432 67-
0	12/1/1996 8 25% 5/1/2017					
0	FHLMC GOLD #G10753 DTD	01/28/98	12/15/01	823 28	830 74	7 46-
0	11/1/1997 6 5% 9/1/2009					
0	FHLMC GOLD #G10753 DTD	05/21/98	12/15/01	1,001 03	1,008 22	7 19-
0	11/1/1997 6 5% 9/1/2009					
0	FHLMC GOLD #G10753 DTD	08/17/00	12/15/01	172 89	168 19	4 70
0	11/1/1997 6 5% 11/1/2025					
0	FHLMC GOLD #G00803 DTD	11/03/97	12/15/01	334,143 69	328,505 02	5,638 67
0	11/1/1997 7 5% 1/1/2023					
0	FHLMC GOLD #G00803 DTD	11/03/97	12/15/01	93,036 29	95,420 34	2,384 05-
0	11/1/1997 7 5% 1/1/2023					
0	FHLMC GOLD #G00803 DTD	11/03/97	12/15/01	604 44	619 93	15 49-

CONFIDENTIAL

Gain/loss period is long  
 Disposal method redemption

ACCOUNT 0049-00-1/6 (cont )  
 The PEW MEMORIAL TRUST  
 TAXPAYER ID 23-6234669  
 ADMINISTRATOR JULIUS J CIESIELKA  
 INV OFFICER STEVE LEHMAN  
 TAX OFFICER FRANCIS MEHAFFEY

01/01/2001 TO 12/31/2001

UNITS	SECURITY	ACQUIRED DATE	DISPOSED DATE	PROCEEDS	BASIS DISPOSED	GAIN/(LOSS)
0	FHLMC GOLD #G00803 DTD 11/1/1997 7 5% 1/1/2023	01/28/98 12/15/01	01/28/98 12/15/01	604 44	624 27	19 83-
0	FHLMC GOLD #G00803 DTD 11/1/1997 7 5% 1/1/2023	06/19/98 12/15/01	06/19/98 12/15/01	238 15	243 80	5 65-
0	FHLMC GOLD #G00804 DTD 11/1/1997 7 5% 1/1/2023	11/03/97 12/15/01	11/03/97 12/15/01	53,748 31	56,301 36	2,553 05-
0	FHLMC GOLD #G00804 DTD 11/1/1997 8% 6/1/2020	06/19/98 12/15/01	06/19/98 12/15/01	869 15	899 02	29 87-
0	FHLMC GOLD #G00806 DTD 11/1/1997 9% 2/1/2021	10/03/97 12/15/01	10/03/97 12/15/01	9,240 77	9,926 61	685 84-
0	FHLMC GOLD #G00805 DTD 11/1/1997 8 5% 6/1/2021	11/03/97 12/15/01	11/03/97 12/15/01	4,754 96	5,048 43	293 47-
0	FHLMC GOLD #G00805 DTD 11/1/1997 8 5% 6/1/2021	06/19/98 12/15/01	06/19/98 12/15/01	76 47	79 79	3 32-
0	FHLMC #555357 DTD 11/1/1997 10% 4/1/2020	11/03/97 12/15/01	11/03/97 12/15/01	1,401 23	1,537 40	136 17-
0	FHLMC #555357 DTD 11/1/1997 10% 4/1/2020	06/19/98 12/15/01	06/19/98 12/15/01	84 54	91 93	7 39-
0	FHLMC #555359 DTD 11/1/1997 10% 4/1/2020	11/03/97 12/15/01	11/03/97 12/15/01	1,976 12	1,973 65	2 47
0	FHLMC #555359 DTD 11/1/1997 6 5% 4/1/2008	06/19/98 12/15/01	06/19/98 12/15/01	137 70	138 48	0 78-
0	FHLMC #555350 DTD 11/1/1997 6% 11/1/2008	11/03/97 12/15/01	11/03/97 12/15/01	856 17	846 27	9 90
0	FHLMC GOLD #G00807 DTD 11/1/1997 9 5% 3/1/2021	11/03/97 12/15/01	11/03/97 12/15/01	7,746 87	8,323 04	576 17-
0	FHLMC GOLD #G00807 DTD 11/1/1997 9 5% 3/1/2021	06/19/98 12/15/01	06/19/98 12/15/01	113 26	121 50	8 24-
0	FHLMC GOLD #D78101 DTD 2/1/1997 8 5% 2/1/2027	01/12/99 12/15/01	01/12/99 12/15/01	950 04	996 35	46 31-
0	GNMA #451439 DTD 9/1/1997	06/15/00 12/15/01	06/15/00 12/15/01	67,069 27	66,859 68	209 59
0	GNMA #433241 DTD 1/1/1997	06/15/00 12/15/01	06/15/00 12/15/01	83,524 12	83,250 06	274 06
0	GNMA #458709 DTD 7 5% 1/15/2027	06/15/00 12/15/01	06/15/00 12/15/01	817 15	814 47	2 68
0	GNMA #448687 DTD 9/1/1997	06/15/00 12/15/01	06/15/00 12/15/01	66,917 74	66,698 16	219 58
0	GNMA #459979 DTD 7 5% 9/15/2027	06/15/00 12/15/01	06/15/00 12/15/01	740 49	738 06	2 43
0	GNMA #434877 DTD 9/1/2000	08/31/00 12/15/01	08/31/00 12/15/01	122,283 47	126,544 29	4,260 82-

Gain/loss period is long disposal method is redemption

CONFIDENTIAL



01/01/2001 TO 12/31/2001

ADMINISTRATOR JULIUS J CIESIELKA  
INV OFFICER STEVE LEHMAN  
TAX OFFICER FRANCIS MEHARFEY

ACCOUNT 0049-00-1/6 (cont)  
The PEM MEMORIAL TRUST  
TAXPAYER ID 23-6234669

UNITS SECURITY DATE ACQUIRED DISPOSED PROCEEDS BASIS DISPOSED GAIN/(LOSS)

---

Gain/loss period is long  
Disposal method: redemption

0	FNMA #50207 DTD 6/1/1989	10/13/89	12/25/01	663	82	685	39	21	57-
0	FNMA #45685 DTD 4/1/1987	05/21/98	12/25/01	486	41	520	76	34	35-
0	FNMA #166121 DTD 7/1/1992	07/25/94	12/25/01	2,439	71	2,512	52	72	81-
0	FNMA #166124 DTD 7/1/1992	06/14/94	12/25/01	1,036	73	1,121	93	85	20-
0	FNMA #287152 DTD 6/1/1994	05/21/98	12/25/01	4,934	94	5,092	24	157	30-
0	FNMA #287152 DTD 6/1/1994	06/19/98	12/25/01	1,973	65	2,027	93	54	28-
0	FNMA #288864 DTD 7/1/1994	06/22/94	12/25/01	51	47	51	20	0	27
0	FNMA #287809 DTD 6/1/1994	07/29/94	12/25/01	929	17	925	69	3	48
0	FNMA #290902 DTD 8/1/1994	05/21/98	12/25/01	44	60	45	83	1	23-
0	FNMA #22355 DTD 12/1/1985	04/25/95	12/25/01	6,056	22	5,981	46	74	76
0	FNMA #316218 DTD 6/1/1995	06/21/95	12/25/01	1,107	39	1,079	36	28	03
0	FNMA #44097 DTD 6/1/1991	12/05/96	12/25/01	22,920	33	22,988	38	68	05-
0	FNMA #44097 DTD 6/1/1991	11/30/95	12/25/01	28,416	97	28,701	13	284	16-
0	FNMA #336554 DTD 1/1/1996	05/21/98	12/25/01	198	13	205	32	7	19-
0	FNMA #336554 DTD 1/1/1996	06/19/98	12/25/01	106	04	110	49	4	45-
0	FNMA #336554 DTD 1/1/1996	08/17/00	12/25/01	16	30	16	71	0	41-
0	FNMA #363680 DTD 11/1/2019	08/21/96	12/25/01	386,912	25	390,418	64	3,506	39-
0	FNMA #1405 DTD 1/1/1983	12/05/96	12/25/01	3,590	81	3,582	95	7	86
0	FNMA #368076 DTD 12/1/1996	12/09/96	12/25/01	41,266	28	42,040	02	773	74-

CONFIDENTIAL

01/01/2001 TO 12/31/2001

ADMINISTRATOR JULIUS J CIRSIELKA  
 INV OFFICER STEVE LEHMAN  
 TAX OFFICER FRANCIS MEHAFFEY

ACCOUNT 0049-00-1/6 (cont )  
 The PW MEMORIAL TRUST  
 TAXPAYER ID 23-62234669

UNITS	SECURITY	DATE	ACQUIRED	DISPOSED	DATE	PROCEEDS	BASIS	DISPOSED	GAIN/(LOSS)
0	FNMA #365834 DTD	12/05/96	12/25/01	27,346	01	27,566	06	27,566	220 05-
0	FNMA #390895 DTD 6/1/1997	06/17/97	12/25/01	84,259	55	85,944	74	85,944	1,685 19-
0	FNMA # 313796 DTD	10/17/97	12/25/01	725	35	794	06	794	68 71-
0	FNMA #313799 DTD	10/17/97	12/25/01	30,760	87	32,839	63	32,839	2,078 76-
0	FNMA #313799 DTD	06/19/98	12/25/01	322	28	336	38	336	14 10-
0	FNMA #313800 DTD	10/17/97	12/25/01	54,737	61	58,045	39	58,045	3,307 78-
0	FNMA #313800 DTD	01/28/98	12/25/01	324	80	340	73	340	15 93-
0	FNMA #313800 DTD	10/18/00	12/25/01	1,362	80	1,402	12	1,402	39 32-
0	FNMA #313801 DTD	10/17/97	12/25/01	25,421	71	26,703	71	26,703	1,282 00-
0	FNMA #313801 DTD	10/18/00	12/25/01	848	77	873	44	873	24 67-
0	FNMA #313807 DTD	10/17/97	12/25/01	37,551	50	38,729	38	38,729	1,177 88-
0	FNMA #313807 DTD	01/28/98	12/25/01	3,703	15	3,817	72	3,817	114 57-
0	FNMA #313811 DTD	10/17/97	12/25/01	64,770	45	65,511	77	65,511	741 32-
0	FNMA #313811 DTD	06/19/98	12/25/01	1,574	91	1,593	61	1,593	18 70-
0	FNMA #313814 DTD	10/17/97	12/25/01	3,522	53	3,505	61	3,505	16 92
0	FNMA #313815 DTD	10/17/97	12/25/01	22,853	63	22,846	49	22,846	7 14
0	FNMA #313815 DTD	01/28/98	12/25/01	2,178	08	2,180	12	2,180	2 04-
0	FNMA #313815 DTD	03/26/98	12/25/01	163	12	164	14	164	1 02-
0	FNMA #313815 DTD	10/1/1997	6 5% 1/1/2011	5,622	73	5,664	90	5,664	42 17-
0	FNMA #313815 DTD	06/19/98	12/25/01	1,679	15	1,685	45	1,685	6 30-
0	FNMA #313815 DTD	08/17/00	12/25/01	239	87	233	35	233	6 52

Gain/Loss period is long  
 Disposal method is redemption

CONFIDENTIAL

01/01/2001 TO 12/31/2001

ADMINISTRATOR JULIUS J CIESIELKA  
 INV OFFICER STEVE LEHMAN  
 TAX OFFICER FRANCIS MEHAFFEY

ACCOUNT 0049-00-1/6 (cont)  
 The PEW MEMORIAL TRUST  
 TAXPAYER ID 23-6234669

UNITS	SECURITY	DATE ACQUIRED	DATE DISPOSED	PROCEEDS	BASIS DISPOSED	GAIN/(LOSS)
0	FNMA #31815 DTD	10/18/00	12/25/01	2,552 29	2,531 72	20 57
0	FNMA #518567 DTD	11/07/99	12/25/01	4,126 05	4,119 61	6 44
0	FNMA #518567 DTD	08/17/00	12/25/01	2,303 19	2,286 63	16 56
0	FNMA #509653 DTD	10/07/99	12/25/01	20,445 72	20,413 77	31 95
0	FNMA #511205 DTD	10/07/99	12/25/01	10,213 63	10,197 67	15 96
0	COUNTRYWIDE 6 5 6/25/13	02/25/98	12/25/01	285,328 99	283,456 51	1,872 48
0	COUNTRYWIDE 6 5 6/25/13	05/21/98	12/25/01	3,439 63	3,450 59	10 96-
0	COUNTRYWIDE 6 5 6/25/13	06/19/98	12/25/01	514 34	514 22	0 12
0	CHASE 1993-M AS DTD	12/11/97	12/25/01	210,712 75	209,593 33	1,119 42
0	PNC MORTGAGE SECURITIES	04/06/00	12/25/01	463,768 93	444,566 00	19,202 93
0	PNC MORTGAGE SECURITIES	08/17/00	12/25/01	1,115 12	1,079 11	36 01
0	PNC MORTGAGE SECURITIES	10/18/00	12/25/01	9,282 65	9,122 53	160 12
0	BEAR STEARNS 95-1 IA DTD	04/06/95	12/25/01	130,862 62	124,639 16	6,223 46
0	BEAR STEARNS 95-1 IA DTD	12/19/96	12/25/01	94,870 95	94,324 20	546 75
0	BEAR STEARNS 95-1 IA DTD	05/21/98	12/25/01	2,964 72	3,019 47	54 75-
0	BEAR STEARNS 95-1 IA DTD	06/19/98	12/25/01	5,188 25	5,288 29	100 04-
0	BEAR STEARNS 95-1 IA DTD	08/17/00	12/25/01	518 83	508 12	10 71

CONFIDENTIAL

Gain/Loss period is long  
 Disposal method is redemption

ACCOUNT 0049-00-1/6 (cont )  
The PEM MEMORIAL TRUST  
TAXPAYER ID 23-6234669

ADMINISTRATOR JULIUS J CIESIELKA  
INV OFFICER STEVE LEHMAN  
TAX OFFICER FRANCIS MEHAFFEY

UNITS SECURITY DATE ACQUIRED DATE DATE DISPOSED BASIS DISPOSED GAIN/(LOSS)

UNITS	SECURITY	DATE ACQUIRED	DATE DISPOSED	BASIS DISPOSED	GAIN/(LOSS)
0	BEAR STEARNS 95-1 IA DTD 4/1/1995 6 47% 5/25/2010	10/18/00	12/25/01	2,223 54	3 07
Disposal method is long term capital gain/loss period is long					
Disposal method is redemption					
Total for disposal method redemption					
				37,681,440 90	9,609,462 31
				28,071,978 59	9,609,462 31

3,926	CORPORATE OFFICE PROPERTIES	04/22/99	01/08/01	36,078 69	28,208 31	7,870 38
13,400	STARWOOD HOTELS & RESORTS	02/09/98	01/05/01	508,379 01	698,441 50	190,062 49
3,100	STARWOOD HOTELS & RESORTS	03/16/99	01/05/01	117,610 07	97,061 00	20,549 07
2,220	STARWOOD HOTELS & RESORTS	05/02/96	01/05/01	84,223 99	49,683 60	34,540 39
13,800	APARTMENT INVT & MGMT	08/19/96	01/05/01	661,747 23	286,129 20	375,618 03
50	APARTMENT INVT & MGMT	05/10/96	01/05/01	2,397 63	1,017 45	1,380 18
9,967	CO-A APARTMENT INVT & MGMT	03/17/97	01/05/01	477,944 54	293,229 14	184,715 40
1,764	CORPORATE OFFICE PROPERTIES	04/22/99	01/05/01	16,569 73	12,674 34	3,895 39
20,600	ALTEL CORP.	09/01/98	01/05/01	1,341,639 40	908,892 60	432,746 80
5,400	AMERICAN GENERAL CORP	10/05/98	01/05/01	414,112 15	335,187 18	78,924 97
14,775	WYETH	11/10/99	01/05/01	842,454 18	803,956 51	38,497 67
7,625	AMERICAN INTERNATIONAL GROUP INC	12/16/99	01/05/01	672,915 04	549,711 16	123,203 88
16,400	AMHEUSER BUSCH COS INC	02/11/99	01/05/01	671,388 65	595,371 66	76,016 99
21,025	CITIGROUP INC	12/16/99	01/05/01	1,134,035 92	854,546 41	279,489 51
7,243	COASTAL CORP	10/20/99	01/05/01	559,553 76	292,357 19	267,196 57
2,257	COASTAL CORP	10/15/99	01/05/01	174,363 23	90,726 89	83,636 34
15,050	EQUITY RESIDENTIAL PROPS TR	07/30/99	01/05/01	797,828 03	620,105 15	177,722 88
12,125	EXXON MOBIL CORPORATION	04/29/99	01/05/01	1,016,794 03	964,107 18	52,686 85
9,375	HOUSEHOLD INTERNATIONAL INC	03/11/99	01/05/01	507,372 11	429,595 31	77,776 80
8,375	JP MORGAN CHASE & CO	02/01/99	01/05/01	414,311 64	431,090 29	16,778 65
6,400	KERR MCGEE CORP	08/12/99	01/05/01	413,982 96	373,773 44	40,209 52
12,375	KIMBERLY CLARK CORP	04/23/99	01/05/01	805,522 49	736,719 64	68,802 85
7,625	MCGRAW HILL INC	04/03/97	01/05/01	459,046 26	194,635 37	264,410 89

CONFIDENTIAL

01/01/2001 TO 12/31/2001

ADMINISTRATOR JULIUS J CIESIELKA  
 INV OFFICER STEVE LEHMAN  
 TAX OFFICER FRANCIS MEHAFFEY

ACCOUNT 0049-00-1/6 (cont )  
 The PEM MEMORIAL TRUST  
 TAXPAYER ID 23-6234669

UNITS	SECURITY	ACQUIRED DATE	DISPOSED DATE	PROCEEDS	BASIS DISPOSED	GAIN/(LOSS)
15,825	TYCO INTERNATIONAL LTD	12/07/98 01/05/01	882,250 68	537,595 82	537,595 82	344,654 86
19,075	VERIZON COMMUNICATIONS	04/19/99 01/05/01	1,046,224 99	1,120,909 95	1,120,909 95	74,684 96-
244,036 72	ARGO PARTNERSHIP LP II	06/25/97 01/05/01	244,036 72	244,036 72	244,036 72	0 00
5,000	GLENBOROUGH INSTITUTIONAL FUND I LP	05/09/90 01/05/01	1,211,682 87	1,465,201 23	1,465,201 23	253,518 36-
18,500	COASTAL CORP	10/19/99 01/10/01	1,412,405 61	740,292 30	740,292 30	672,113 31
1,201,702 91	WESTBROOK REAL EST FD II LP MANAGEMENT	12/17/97 01/10/01	1,589,144 61	1,201,702 91	1,201,702 91	387,441 70
2,000	DATASCOPE CORP	08/19/99 01/11/01	72,277 58	68,375 00	68,375 00	3,902 58
3,238	VINTAGE PETROLEUM INC	11/15/99 01/11/01	66,776 00	38,216 50	38,216 50	28,559 50
2,539	VINTAGE PETROLEUM INC	01/05/00 01/11/01	52,360 80	29,966 04	29,966 04	22,394 76
5,590	TYCO INTERNATIONAL LTD	12/07/98 01/11/01	322,457 87	189,899 57	189,899 57	132,558 30
17,810	TYCO INTERNATIONAL LTD	12/04/98 01/11/01	1,027,365 78	597,623 45	597,623 45	429,742 33
25,900	ANHUSER BUSCH COS INC	02/12/99 01/11/01	1,036,164 77	939,570 42	939,570 42	96,594 35
15,958	VINTAGE PETROLEUM INC	01/05/00 01/12/01	320,346 13	188,341 11	188,341 11	132,005 02
1,426	VINTAGE PETROLEUM INC	11/16/99 01/12/01	28,625 99	16,739 24	16,739 24	11,886 75
29,650	ANHUSER BUSCH COS INC	02/11/99 01/12/01	1,193,446 76	1,076,388 40	1,076,388 40	117,058 36
21,975	COASTAL CORP	10/15/99 01/12/01	1,669,415 80	883,351 05	883,351 05	786,064 75
984,060	WALTON STREET REAL ESTATE FUND I L L C	11/27/98 01/16/01	984,060 00	984,060 00	984,060 00	0 00
1,336	VINTAGE PETROLEUM INC	11/16/99 01/16/01	26,725 78	15,682 77	15,682 77	11,043 01
6,498	VINTAGE PETROLEUM INC	12/03/99 01/16/01	129,988 13	75,478 82	75,478 82	54,509 31
1,062	VINTAGE PETROLEUM INC	01/04/00 01/16/01	21,244 60	12,268 97	12,268 97	8,975 63
3,632	DATASCOPE CORP	08/19/99 01/16/01	129,386 02	124,168 99	124,168 99	5,217 03
14,981	DIME BANCORP - WT	07/08/99 01/16/01	3,126 42	5,801 20	5,801 20	2,674 78-
14,319	DIME BANCORP - WT	07/08/99 01/16/01	2,988 27	5,559 86	5,559 86	2,571 59-
15,000	DIME BANCORP - WT	07/19/99 01/16/01	3,130 38	5,778 00	5,778 00	2,647 62-
4,398	VINTAGE PETROLEUM INC	01/04/00 01/17/01	87,968 03	50,808 77	50,808 77	37,159 26
5,300	ORTHODONTIC CENTER OF AMER	03/25/99 01/17/01	121,666 97	69,443 25	69,443 25	52,223 72
9,400	ORTHODONTIC CENTER OF AMER	05/04/99 01/17/01	215,786 71	113,364 00	113,364 00	102,422 71
473	ORTHODONTIC CENTER OF AMER	02/26/99 01/17/01	10,858 20	7,150 34	7,150 34	3,707 86
27,827	ORTHODONTIC CENTER OF AMER	03/01/99 01/17/01	638,797 51	418,648 86	418,648 86	220,148 65

CONFIDENTIAL

01/01/2001 TO 12/31/2001

FEDERAL SCHEDULE D CHRONOLOGICALLY

ACCOUNT 0049-00-1/6 (cont )  
 The PEM MEMORIAL TRUST  
 TAXPAYER ID 23-6234669

ADMINISTRATOR JULIUS J CIESIELKA  
 INV OFFICER STEVE LEHMAN  
 TAX OFFICER FRANCIS MEHAFFEY

UNITS	SECURITY	DATE ACQUIRED	DATE DISPOSED	PROCEEDS	BASIS DISPOSED	GAIN/(LOSS)
7,000	AMER ORTHODONTIC CENTER OF	03/04/99	01/17/01	160,692 23	105,420 00	55,272 23
7,200	AMER ORTHODONTIC CENTER OF	03/29/99	01/17/01	165,283 43	106,251 12	59,032 31
4,369	DATASCOPE CORP	08/19/99	01/17/01	158,768 94	149,365 19	9,403 75
7,825	KERR MCGEE CORP	08/12/99	01/17/01	511,771 52	456,996 43	54,775 09
6,800	KERR MCGEE CORP	08/12/99	01/17/01	444,734 37	397,134 28	47,600 09
3,772	PITTSOON BRINK'S GROUP	07/07/97	01/17/01	81,609 39	114,439 45	32,830 06-
425	PITTSOON BRINK'S GROUP	07/09/97	01/17/01	9,195 12	12,930 37	3,735 25-
2,268	PITTSOON BRINK'S GROUP	07/02/97	01/17/01	49,069 48	67,773 51	18,704 03-
43	VINTAGE PETROLEUM INC	01/04/00	01/18/01	821 50	496 77	324 73
5,102	VINTAGE PETROLEUM INC	12/06/99	01/18/01	97,472 48	56,870 97	40,601 51
818	DATASCOPE CORP	08/19/99	01/18/01	29,872 44	27,965 37	1,907 07
1,271	DATASCOPE CORP	08/19/99	01/18/01	46,415 49	43,452 31	2,963 18
1,935	PITTSOON BRINK'S GROUP	07/02/97	01/18/01	40,836 81	57,822 64	16,985 83-
6,467	PITTSOON BRINK'S GROUP	11/05/98	01/18/01	136,481 47	191,972 90	55,491 43-
27,725	KERR MCGEE CORP	08/12/99	01/18/01	1,762,056 21	1,619,198 23	142,857 98
1,225	KERR MCGEE CORP	09/21/99	01/18/01	77,854 60	67,353 19	10,501 41
16,622	KERR MCGEE CORP	08/12/99	01/18/01	1,056,407 51	970,759 71	85,647 80
202,171 5558	- GLENMEDE FUND INC	02/14/96	01/18/01	3,449,046 74	3,178,136 86	270,909 88
69,899 8322	- GLENMEDE FUND INC	03/13/96	01/18/01	1,192,491 13	1,098,825 36	93,665 77
2,833	PITTSOON BRINK'S GROUP	11/05/98	01/19/01	59,875 43	84,097 60	24,222 17-
380,329 57	ADAPLO REAL ESTATE ADVISORS III L P	05/01/98	01/19/01	586,295 01	380,329 57	205,965 44
3,651	LA-Z-BOY INC	11/20/96	01/22/01	59,182 55	36,702 28	22,480 27
16,049	LA-Z-BOY INC	11/21/96	01/22/01	260,153 59	163,539 31	96,614 28
88,222 4	ARGO PARTNERSHIP LP II	06/25/97	01/23/01	88,222 40	88,222 40	0 00
342,896 61	ARGO PARTNERSHIP LP II	01/22/98	01/23/01	342,896 61	342,896 61	0 00
7,250	APPLIED MOLECULAR EVOLUTION	03/31/93	01/23/01	80,862 51	11,600 00	69,262 51
1,750	APPLIED MOLECULAR EVOLUTION	03/31/93	01/23/01	19,518 54	2,800 00	16,718 54
14,800	AMERICAN INTERNATIONAL GROUP INC.	12/16/99	01/24/01	1,291,455 21	1,066,980 34	224,474 87

CONFIDENTIAL

FEDERAL SCHEDULE D CHRONOLOGICALLY

01/01/2001 TO 12/31/2001

ACCOUNT 0049-00-1/6 (cont )  
 The PEM MEMORIAL TRUST  
 TAXPAYER ID 23-6234669  
 ADMINISTRATOR JULIUS J CIESIELKA  
 INV OFFICER STEVE LEHMAN  
 TAX OFFICER FRANCIS MEHAFFEY

UNITS SECURITY DATE ACQUIRED DATE DISPOSED PROCEEDS BASIS DISPOSED GAIN/(LOSS)  
 -----  
 Disposal method sale  
 Gain/Loss period is long

12,977	AMERICAN INTERNATIONAL GROUP INC	12/16/99	01/24/01	1,132,379	35	935,554	32	196,825	03
12,977	AMERICAN INTERNATIONAL GROUP INC	12/16/99	01/24/01	1,132,379	35	935,554	32	196,825	03
646	AMERICAN INTERNATIONAL GROUP INC	12/16/99	01/24/01	56,370	27	46,572	25	9,798	02
8,200	FLEETBOSTON FINANCIAL CORPORATION	07/16/98	01/25/01	350,046	29	357,775	43	7,729	14-
26,610	INFORMATION TECHNOLOGY VENTURES L P	02/06/97	01/31/01	26,610	50	26,610	50	0	00
62,511	INFORMATION TECHNOLOGY VENTURES L P	02/20/97	01/31/01	62,511	50	62,511	50	0	00
15,379	K/B OPPORTUNITY FUND II L.P	04/26/95	01/31/01	15,379	00	15,379	00	0	00
15,700	REGENCY CENTERS CORP	12/26/97	01/31/01	379,770	29	404,490	82	24,720	53-
761,200	TRANSWESTERN OFFICE PARTNERS II	04/09/98	01/31/01	1,365,086	08	761,200	00	603,886	08
3,500,000	U S TREASURY BONDS DTD 11/15/1997 6 125#	06/16/98	01/31/01	3,735,292	97	3,731,875	00	3,417	97
31,475	ALLTEL CORP	09/01/98	02/02/01	1,804,420	36	1,388,708	47	415,711	89
24,800	ALLTEL CORP	09/03/98	02/02/01	1,421,751	39	1,086,026	72	335,724	67
31,000	HCA - THE HEALTHCARE COMPANY	01/24/00	02/02/01	1,135,733	82	902,930	80	232,803	02
9,690	GRANITE CONSTRUCTION	11/21/96	02/02/01	295,792	87	118,971	88	176,820	99
13,500	GRANITE CONSTRUCTION	03/03/97	02/02/01	412,095	34	159,750	00	252,345	34
20,000	GARTNER GROUP CLASS A	09/03/99	02/02/01	159,444	64	438,622	00	279,177	36-
11,833	GARTNER GROUP CLASS A	07/09/99	02/02/01	94,335	42	246,984	29	152,648	87-
22,413	GARTNER GROUP CLASS A	07/08/99	02/02/01	178,681	64	459,054	10	280,372	46-
2,600	CHILDREN'S PLACE	09/16/99	02/02/01	63,275	39	74,109	36	10,833	97-
6,300	CHILDREN'S PLACE	10/06/99	02/02/01	153,321	14	186,265	17	32,944	03-
300	CHILDREN'S PLACE	10/12/99	02/02/01	7,301	01	8,879	40	1,578	39-
1,100	CHILDREN'S PLACE	10/14/99	02/02/01	26,770	36	31,487	50	4,717	14-
700	CHILDREN'S PLACE	09/28/99	02/02/01	17,035	68	18,781	00	1,745	32-
8,895	METHODE ELECTRONICS INC CLASS A	07/07/99	02/02/01	176,782	23	209,605	34	32,823	11-
6,996	METHODE ELECTRONICS INC CLASS A	06/30/99	02/02/01	139,040	86	163,914	19	24,873	33-
602	PRESIDENTIAL LIFE CORP	06/13/97	02/02/01	9,976	55	9,481	50	495	05

CONFIDENTIAL

01/01/2001 TO 12/31/2001

ADMINISTRATOR JULIUS J CIESIELKA  
 INV OFFICER STEVE LEHMAN  
 TAX OFFICER FRANCIS MEHAFFEY

ACCOUNT 0049-00-1/6 (cont )  
 The PEM MEMORIAL TRUST  
 TAXPAYER ID 23-6234669

UNITS	SECURITY	DATE	ACQUIRED	DATE	PROCEEDS	BASIS	GAIN/(LOSS)
		DATE	DISPOSED	DATE	DISPOSED	DISPOSED	
1,023	GLIMCHER REALTY TRUST	04/28/99	02/02/01	14,780	63	17,437	2,656
14,337	GLIMCHER REALTY TRUST	11/11/98	02/02/01	207,145	50	243,754	36,609
25,800	GBL & ASSOC PROPERTIES	12/21/95	02/02/01	703,498	62	565,796	137,702
1,300	GBL & ASSOC PROPERTIES	11/05/98	02/02/01	35,447	61	34,203	1,244
7,500	LIBERTY PROPERTY TRUST	01/02/96	02/02/01	203,543	19	158,550	44,993
16,800	STARWOOD HOTELS & RESORTS	12/21/95	02/02/01	637,706	67	328,384	309,322
1,920	STARWOOD HOTELS & RESORTS	05/02/96	02/02/01	72,880	76	42,969	29,911
2,576	GLIMCHER REALTY TRUST	11/11/98	02/02/01	37,313	14	43,796	6,483
5,531	GLIMCHER REALTY TRUST	04/27/99	02/02/01	80,116	05	93,173	13,056
6,160	CABLE DESIGN TECHNOLOGIES	11/04/98	02/05/01	121,699	05	72,723	48,975
2,000	APTARGROUP INC	02/18/97	02/05/01	56,633	31	35,015	21,618
3,950	APTARGROUP INC	11/20/96	02/05/01	111,850	78	70,649	41,201
14,483	APTARGROUP INC	01/17/97	02/05/01	410,110	10	252,981	157,128
36,890	GARTNER GROUP CLASS A	07/08/99	02/05/01	289,502	98	755,566	466,063
1,036	SOURCECORP	10/06/99	02/05/01	34,575	35	36,890	2,314
1,390	SOURCECORP	10/08/99	02/05/01	46,389	70	49,402	3,012
1,327	SOURCECORP	10/08/99	02/05/01	44,287	15	46,720	2,433
729	SOURCECORP	10/08/99	02/05/01	24,329	56	25,817	1,488
1,096	SOURCECORP	01/25/00	02/05/01	36,577	78	37,743	1,165
2,356	CHILDREN'S PLACE	11/04/99	02/05/01	56,571	56	63,072	6,500
1,144	CHILDREN'S PLACE	11/05/99	02/05/01	27,469	38	30,316	2,846
2,349	CHILDREN'S PLACE	11/18/99	02/05/01	56,403	48	56,669	266
1,700	CHILDREN'S PLACE	10/20/99	02/05/01	40,819	89	40,800	19
900	CHILDREN'S PLACE	09/24/99	02/05/01	21,610	53	23,175	1,564
3,400	CHILDREN'S PLACE	09/28/99	02/05/01	81,639	77	91,222	9,582
1,028	METHODE ELECTRONICS INC	06/30/99	02/05/01	19,726	66	24,085	4,359
8,746	METHODE ELECTRONICS INC	07/02/99	02/05/01	167,830	14	201,754	33,924
2,822	METHODE ELECTRONICS INC	07/06/99	02/05/01	54,152	37	65,964	11,811
2,673	METHODE ELECTRONICS INC	07/06/99	02/05/01	51,293	16	62,314	11,021
7,008	METHODE ELECTRONICS INC	07/01/99	02/05/01	134,479	04	162,060	27,580
936	SWIFT ENERGY CO	07/15/99	02/05/01	32,355	88	10,604	21,751
3,854	SWIFT ENERGY CO	07/02/99	02/05/01	133,226	01	43,499	89,726
2,623	PRESDENTIAL LIFE CORP	06/12/97	02/05/01	42,742	97	40,328	2,414
7,823	GLIMCHER REALTY TRUST	04/27/99	02/05/01	112,882	89	131,783	18,900

CONFIDENTIAL



01/01/2001 TO 12/31/2001

ADMINISTRATOR JULIUS J CIRSIELKA  
 INV OFFICER STEVE LEHMAN  
 TAX OFFICER FRANCIS MEHAFFEY

ACCOUNT 0049-00-1/6 (cont )  
 The PEW MEMORIAL TRUST  
 TAXPAYER ID 23-6234669

UNITS	SECURITY	ACQUIRED		PROCEEDS	BASIS DISPOSED	GAIN/(LOSS)
		DATE	DATE			
170 8334	AVAYA INC	01/07/99	01/30/01	2,867 75	6,507 32	3,639 57-
29 1667	AVAYA INC	02/05/99	01/30/01	489 62	958 08	468 46-
37 5	AVAYA INC	06/11/99	01/30/01	629 51	1,478 46	848 95-
0 42	EL PASO CORPORATION	10/19/99	01/30/01	26 42	13 66	12 76
0 75	EL PASO CORPORATION	10/15/99	01/30/01	47 18	24 51	22 67
1,058,125	WESTBROOK REAL EST FD II	12/17/97	02/01/01	1,895,724 92	1,058,125 00	837,599 92
8,544	CABLE DESIGN TECHNOLOGIES	11/04/98	02/06/01	170,703 42	100,868 18	69,835 24
2,717	APTARGROUP INC	01/17/97	02/06/01	77,344 95	47,459 20	29,885 75
52,300	GARTNER GROUP CLASS A	09/20/99	02/06/01	412,261 81	957,613 00	545,351 19-
16,164	GARTNER GROUP CLASS A	07/08/99	02/06/01	127,414 91	331,064 58	203,649 67-
572	SOURCECORP	10/19/99	02/06/01	19,161 36	18,733 00	428 36
2,328	SOURCECORP	10/20/99	02/06/01	77,985 40	77,115 00	870 40
644	SOURCECORP	10/21/99	02/06/01	21,573 28	21,413 00	160 28
2,248	SOURCECORP	10/22/99	02/06/01	75,305 49	75,132 43	173 06
708	SOURCECORP	10/25/99	02/06/01	23,717 21	23,718 00	0 79-
638	SOURCECORP	01/24/00	02/06/01	21,372 29	21,459 13	86 84-
800	SOURCECORP	01/24/00	02/06/01	26,799 11	27,200 00	400 89-
166	SOURCECORP	01/25/00	02/06/01	5,560 81	5,716 62	155 81-
1,118	SOURCECORP	10/04/99	02/06/01	37,451 75	38,361 37	909 62-
1,651	CHILDREN'S PLACE	11/09/99	02/06/01	39,062 02	39,197 05	135 03-
575	CHILDREN'S PLACE	11/23/99	02/06/01	13,604 28	13,225 00	379 28
1,525	CHILDREN'S PLACE	11/24/99	02/06/01	36,080 90	34,958 03	1,122 87
1,541	CHILDREN'S PLACE	01/19/00	02/06/01	36,459 46	25,522 82	10,936 64
2,259	CHILDREN'S PLACE	01/10/00	02/06/01	53,447 05	38,230 86	15,216 19
10,396	SWIFT ENERGY CO	07/02/99	02/06/01	352,614 30	117,338 62	235,275 68
37,119	SWIFT ENERGY CO	08/02/99	02/06/01	1,259,012 16	397,733 80	861,278 36
2,912	PRESIDENTIAL LIFE CORP	06/11/97	02/06/01	47,153 00	44,772 00	2,381 00
3,172	ENERGEN CORP	08/19/99	02/06/01	93,873 16	60,061 82	33,811 34
16,500	ENERGEN CORP	06/30/99	02/06/01	488,306 14	309,256 20	179,049 94
2,028	ENERGEN CORP	07/01/99	02/06/01	60,017 26	38,076 31	21,940 95
21,800	EXXON MOBIL CORPORATION	03/08/99	02/06/01	1,830,759 50	1,540,967 88	289,791 62
27,700	HCA - THE HEALTHCARE COMPANY	01/24/00	02/06/01	1,067,522 29	806,812 36	260,709 93
63,745 83	FROM FAMILY HOLDINGS REALTY PARTNERS LP	05/28/98	02/06/01	116,030 95	63,745 83	52,285 12
14,029	SWIFT ENERGY CO	07/30/99	02/07/01	479,767 35	136,782 75	342,984 60
1,871	SWIFT ENERGY CO	07/30/99	02/07/01	63,984 94	18,242 25	45,742 69

CONFIDENTIAL

01/01/2001 TO 12/31/2001

ADMINISTRATOR JULIUS J CIRSIBKA  
 INV OFFICER STEVE LEHMAN  
 TAX OFFICER FRANCIS MEHARFEY

ACCOUNT 0049-00-1/6 (cont )  
 THE PEM MEMORIAL TRUST  
 TAXPAYER ID 23-6234669

UNITS	SECURITY	DATE ACQUIRED	DATE DISPOSED	PROCEEDS	BASIS DISPOSED	GAIN/(LOSS)
26,681	SWIFT ENERGY CO	08/02/99	02/07/01	912,443 71	285,889 58	626,554 13
4,356	PRESIDENTIAL LIFE CORP	06/11/97	02/07/01	70,238 15	66,973 50	3,264 65
4,643	PRESIDENTIAL LIFE CORP	06/12/97	02/07/01	74,865 87	71,386 12	3,479 75
11,300	INTERNATIONAL BUSINESS MACHINES CORP	10/27/98	02/07/01	1,286,572 79	821,941 09	464,631 70
4,350	CABLE DESIGN TECHNOLOGIES	02/10/99	02/07/01	86,476 85	44,548 35	41,928 50
15,010 5	CABLE DESIGN TECHNOLOGIES	11/03/98	02/07/01	298,404 78	172,774 86	125,629 92
11,835 5	CABLE DESIGN TECHNOLOGIES	11/04/98	02/07/01	235,286 62	139,726 76	95,559 86
216,137	PARTNERS II L P	05/06/97	02/12/01	334,811 54	216,137 00	118,674 54
468,795	PARTNERS II L P	05/19/97	02/12/01	726,196 70	468,795 00	257,401 70
17,313	PARTNERS II L P	06/17/97	02/12/01	26,819 06	17,313 00	9,506 06
36,738	PARTNERS II L P	07/01/97	02/12/01	56,909 77	36,738 00	20,171 77
38,589	PARTNERS II L P	07/18/97	02/12/01	59,777 10	38,589 00	21,188 10
27,918	PARTNERS II L P	05/12/97	02/12/01	43,246 96	27,918 00	15,328 96
191,303	PARTNERS II L P	07/18/97	02/12/01	296,341 91	191,303 00	105,038 91
1,000	PARTNERS II L P	03/31/93	02/12/01	12,374 59	1,600 00	10,774 59
8,000	PARTNERS II L P	03/31/93	02/12/01	98,996 70	12,800 00	86,196 70
750	PARTNERS II L P	03/31/93	02/12/01	9,280 94	1,200 00	8,080 94
24,675	HCA - THE HEALTHCARE COMPANY	01/24/00	02/13/01	1,022,690 32	718,703 79	303,986 53
10,600	REGENCY CENTERS CORP	03/25/99	02/15/01	252,616 06	212,636 00	39,980 06
602,683 78	APOLLO REAL ESTATE ADVISORS II L P	12/23/96	02/20/01	789,887 00	602,683 78	187,203 22
2,649	BORG WARNER AUTOMOTIVE	11/29/96	02/20/01	114,514 28	105,983 84	8,530 44
39,368	REGENCY CENTERS CORP	12/26/97	02/20/01	938,501 74	1,014,267 17	75,765 43-
3,350	BORG WARNER AUTOMOTIVE	11/29/96	02/21/01	142,424 83	134,030 15	8,394 68

CONFIDENTIAL

01/01/2001 TO 12/31/2001

FEDERAL SCHEDULE D CHRONOLOGICALLY

ACCOUNT 0049-00-1/6 (cont )  
The PEW MEMORIAL TRUST  
TAXPAYER ID 23-6234669

ADMINISTRATOR JULIUS J CIESIELKA  
INV OFFICER STEVE LEHMAN  
TAX OFFICER FRANCIS MEHAFFEY

UNITS SECURITY ACQUIRED DATE DISPOSED DATE PROCEEDS BASIS DISPOSED GAIN/(LOSS)

UNITS	SECURITY	ACQUIRED DATE	DISPOSED DATE	PROCEEDS	BASIS DISPOSED	GAIN/(LOSS)
1,561	AVICI SYSTEMS INC	09/02/99	01/09/01	38,633 46	13,034 35	25,599 11
21,981	ALLTEL CORP	09/01/98	02/26/01	1,188,949 98	969,823 70	219,126 28
137	ALLTEL CORP	09/03/98	02/26/01	7,410 32	5,999 42	1,410 90
7,990	KIMBERLY CLARK CORP	04/23/99	02/26/01	558,916 20	475,667 87	83,248 33
3,585	MCGRAW HILL INC	04/03/97	02/26/01	209,740 59	91,510 53	118,230 06
8,295	MCGRAW HILL INC	04/04/97	02/26/01	485,299 36	209,663 59	275,635 77
18,792	AMERICAN GENERAL CORP	10/05/98	02/26/01	1,411,040 41	1,166,451 38	244,589 03
38,073	TARGET CORP	07/09/96	02/26/01	1,416,702 38	313,121 87	1,103,580 51
16,240	ALLTEL CORP	09/03/98	02/26/01	885,404 80	711,172 34	174,232 46
15,612	AMERICAN GENERAL CORP	10/05/98	02/26/01	1,188,073 20	969,063 38	219,009 82
42,666	MYETH	11/10/99	02/26/01	2,585,559 60	2,321,597 86	263,961 74
13,050	AMERICAN INTERNATIONAL	12/16/99	02/26/01	1,063,575 00	940,817 13	122,757 87
1,302	AMERICAN INTERNATIONAL	12/16/99	02/26/01	106,113 00	93,865 43	12,247 57
12,721	ANHEUSER BUSCH COS INC	02/11/99	02/26/01	550,056 04	461,812 37	88,243 67
19,206	ANHEUSER BUSCH COS INC	02/11/99	02/26/01	830,467 44	697,238 30	133,229 14
46,874	CITIGROUP INC	12/16/99	02/26/01	2,357,762 20	1,905,160 92	452,601 28
19,715	EL PASO CORPORATION	10/15/99	02/26/01	1,385,964 50	644,311 85	741,652 65
6,852	EQUITY RESIDENTIAL PROPS TR	08/05/99	02/26/01	348,835 32	280,642 16	68,193 16
34,983	EXXON MOBIL CORPORATION	04/29/99	02/26/01	2,931,575 40	2,781,638 07	149,937 33
32,460	HCA - THE HEALTHCARE COMPANY	01/24/00	02/26/01	1,255,552 80	945,455 92	310,096 88
12,655	HOUSEHOLD INTERNATIONAL INC.	03/11/99	02/26/01	733,990 00	579,896 40	154,093 60
10,859	INTERNATIONAL BUSINESS MACHINES CORP	10/27/98	02/26/01	1,143,452 70	789,863 57	353,589 13
13,993 5	JP MORGAN CHASE & CO	02/01/99	02/26/01	679,384 43	720,293 96	40,909 53-
5,300	JP MORGAN CHASE & CO	02/01/99	02/26/01	257,315 00	272,809 37	15,494 37-
4,885 5	JP MORGAN CHASE & CO	02/02/99	02/26/01	237,191 02	251,237 49	14,046 47-
27,747	KIMBERLY CLARK CORP	04/23/99	02/26/01	1,944,232 29	1,651,859 38	292,372 91
10,176	MCGRAW HILL INC	04/04/97	02/26/01	591,210 67	257,333 94	333,876 73
47,632	MOTOROLA INC	01/06/00	02/26/01	1,199,907 60	1,063,999 61	135,907 99
46,531	TARGET CORP	07/09/96	02/26/01	756,872 48	2,335,882 81	1,579,010 33-
45,694	TYCO INTERNATIONAL LTD	12/07/98	02/26/01	1,758,871 80	382,682 58	1,376,189 22
22,797	UNITED TECHNOLOGIES CORP	07/31/98	02/26/01	1,788,424 65	1,104,575 06	683,849 59
26,267	VERIZON COMMUNICATIONS	04/19/99	02/26/01	1,338,303 65	1,543,535 60	205,231 95-
28,839	VERIZON COMMUNICATIONS	04/16/99	02/26/01	1,469,347 05	1,674,801 86	205,454 81-

CONFIDENTIAL

01/01/2001 TO 12/31/2001

ACCOUNT 0049-00-1/6 (cont )  
 The PEM MEMORIAL TRUST  
 TAXPAYER ID 23-6234669  
 ADMINISTRATOR JULIUS J CIESIELKA  
 INV OFFICER STEVE LEHMAN  
 TAX OFFICER FRANCIS MEHAFFEY

UNITS SECURITY ACQUIRED DISPOSED DATE DATE PROCEEDS BASIS DISPOSED GAIN/(LOSS)  
 -----  
 Disposal method sale  
 Gain/loss period is long

23,719	EQUITY RESIDENTIAL PROPS	08/05/99	02/23/01	1,182,459	40	971,475	69	210,983	71
2,059	EQUITY RESIDENTIAL PROPS	08/05/99	02/23/01	102,205	34	84,331	90	17,873	44
4,400,000	VODAFON GROUP PLC DTD	02/07/00	02/23/01	4,597,164	00	4,393,048	00	204,116	00
4,776	ALLTEL CORP	09/03/98	02/27/01	261,560	36	209,147	73	52,412	63
12,640,000	U S TREASURY BONDS DTD	06/16/98	02/27/01	13,676,875	00	13,477,400	00	199,475	00
5,000,000	U S TREASURY NOTES DTD	06/28/99	02/27/01	5,075,781	25	4,883,593	75	192,187	50
990,000	U S TREASURY BONDS DTD	02/18/99	02/27/01	951,869	53	977,934	38	26,064	85-
10,000	U.S. TREASURY BONDS DTD	10/28/99	02/27/01	9,614	84	8,487	50	1,127	34
5,000,000	U S TREASURY N/B DTD	10/28/99	02/27/01	5,153,320	31	4,738,281	25	415,039	06
20,000,000	U S TREASURY N/B DTD	10/21/99	02/27/01	20,613,281	25	18,946,875	00	1,666,406	25
4,401	BORG WARNER AUTOMOTIVE	11/29/96	02/22/01	182,946	98	176,079	61	6,867	37
10,530	EQUITY RESIDENTIAL PROPS	07/30/99	02/22/01	523,493	04	433,867	59	89,625	45
312	EQUITY RESIDENTIAL PROPS	08/05/99	02/22/01	15,510	91	12,778	80	2,732	11
57,506	664 GLENMEDE FUND	12/13/95	02/22/01	534,236	91	511,809	31	22,427	60
45,054	BLACKSTONE REAL ESTATE ADVISORS III LP	10/20/99	02/22/01	45,054	00	45,054	00	0	00
61,510	BLACKSTONE REAL ESTATE PARTNERS II LP	07/18/97	02/22/01	68,708	84	61,510	00	7,198	84
133,106	KOLL BREN FUND V L P	06/12/98	02/28/01	133,106	00	133,106	00	0	00
7,690	L.P. K/B OPPORTUNITY FUND II	04/26/95	02/28/01	7,690	00	7,690	00	0	00
51,349	OLYMPUS REAL ESTATE FUND II	04/07/98	02/28/01	91,404	38	51,349	00	40,055	38

CONFIDENTIAL

01/01/2001 TO 12/31/2001

ADMINISTRATOR JULIUS J CIESIELKA  
 INV OFFICER STEVE LEHMAN  
 TAX OFFICER FRANCIS MEHAFFEY

ACCOUNT 0049-00-1/6 (cont )  
 The PEM MEMORIAL TRUST  
 TAXPAYER ID 23-6234669

UNITS	SECURITY	DATE ACQUIRED	DATE DISPOSED	PROCEEDS	BASIS DISPOSED	GAIN/(LOSS)
99,559	OLYMPUS REAL ESTATE FUND	04/15/98	02/28/01	177,221 14	99,559 00	77,662 14
80,781 1073	REGENCY CENTERS CORP	12/26/97	02/28/01	1,933,867 38	2,081,223 97	147,356 59-
34,728 8927	REGENCY CENTERS CORP	12/23/97	02/28/01	831,395 79	825,919 74	5,476 05
14,561	3M CO	01/06/00	03/02/01	1,626,571 04	1,437,722 56	188,848 48
6,134	ORAPHARMA INC	02/26/97	03/05/01	51,370 52	20,356 29	31,014 23
83 6559	MCDATA CORPORATION-CL A	11/10/99	03/06/01	1,495 29	1,939 60	444 31-
7,850	REGENCY CENTERS CORP	12/23/97	03/07/01	193,123 15	186,688 07	6,435 08
420,117	DLJ REAL ESTATE CAPITAL	06/02/98	03/09/01	420,117 00	420,117 00	0 00
28,525	AMERICAN GENERAL CORP	10/05/98	03/09/01	1,098,587 82	894,577 34	204,010 48
7,073	3M CO	01/06/00	03/09/01	820,114 57	698,373 17	121,741 40
2,875	3M CO	01/06/00	03/09/01	333,356 34	283,871 46	49,484 88
29,984	TARGET CORP	07/09/96	03/09/01	1,135,411 17	246,595 91	888,815 26
1,891	TARGET CORP	07/09/96	03/09/01	71,606 94	15,552 06	56,054 88
19,650	CITIGROUP INC	12/16/99	03/09/01	965,568 75	798,660 50	166,908 25
4,125	JP MORGAN CHASE & CO	02/02/99	03/09/01	201,255 31	212,128 68	10,873 37-
19,304	AMLI RESIDENTIAL PROPERTIES	11/06/98	03/12/01	429,235 17	447,563 24	18,328 07-
2,877	AMLI RESIDENTIAL PROPERTIES	11/09/98	03/12/01	63,971 69	66,564 86	2,593 17-
23,571	ARDEN REALTY GROUP INC	03/27/98	03/12/01	559,476 67	670,705 73	111,229 06-
17,800	BRANDYWINE REALTY TRUST	01/29/98	03/12/01	331,168 59	427,200 00	96,031 41-
3,147	BRANDYWINE REALTY TRUST	03/26/98	03/12/01	58,549 86	74,239 30	15,689 44-
15,892	BRANDYWINE REALTY TRUST	03/30/98	03/12/01	295,670 30	375,313 41	79,643 11-
2,135	BRANDYWINE REALTY TRUST	03/27/98	03/12/01	39,721 63	50,263 67	10,542 04-
5,500	CAMDEN PROPERTY TRUST	02/11/97	03/12/01	176,452 80	152,911 00	23,541 80
2,800	CAMDEN PROPERTY TRUST	02/28/97	03/12/01	89,830 52	76,468 00	13,362 52
6,300	CAMDEN PROPERTY TRUST	03/17/97	03/12/01	202,118 66	177,565 50	24,553 16
4,600	CAMDEN PROPERTY TRUST	08/04/97	03/12/01	147,578 71	140,280 22	7,298 49
9,173	CAMDEN PROPERTY TRUST	12/22/95	03/12/01	294,291 19	217,812 89	76,478 30
5,700	CBL & ASSOC PROPERTIES	12/21/95	03/12/01	151,833 24	125,001 57	26,831 67
1,518	CBL & ASSOC PROPERTIES	04/17/96	03/12/01	40,435 59	31,007 43	9,428 16
8,832	CBL & ASSOC PROPERTIES	04/18/96	03/12/01	235,261 60	179,850 43	55,411 17
4,200	CBL & ASSOC PROPERTIES	02/28/97	03/12/01	111,877 12	104,909 70	6,967 42
4,400	CBL & ASSOC PROPERTIES	03/16/99	03/12/01	117,204 60	104,489 00	12,715 60

CONFIDENTIAL

01/01/2001 TO 12/31/2001

ADMINISTRATOR JULIUS J CIESIELKA  
 INV OFFICER STEVE LEHMAN  
 TAX OFFICER FRANCIS MEHARFFBY

ACCOUNT 0049-00-1/6 (cont )  
 The PEM MEMORIAL TRUST  
 TAXPAYER ID 23-6234669

UNITS	SECURITY	DATE	ACQUIRED DISPOSED	PROCEEDS	BASIS DISPOSED	GAIN/(LOSS)
22,100	CBL & ASSOC PROPERTIES	01/15/98	03/12/01	588,686 75	545,357 28	43,329 47
5,700	CBL & ASSOC PROPERTIES	01/07/98	03/12/01	151,833 24	142,839 72	8,993 52
10,400	CBL & ASSOC PROPERTIES	06/30/98	03/12/01	277,029 06	252,824 00	24,205 06
4,200	COLONIAL PROPERTY TRUST	06/30/98	03/12/01	114,853 14	130,977 00	16,123 86-
9,181	COLONIAL PROPERTY TRUST	01/08/98	03/12/01	251,063 49	282,866 61	31,803 12-
13,167	COMMERCIAL NET LEASE	03/30/98	03/12/01	147,420 68	227,196 58	79,775 90-
6,233	COMMERCIAL NET LEASE	04/01/98	03/12/01	69,786 07	112,567 98	42,781 91-
392	COMMERCIAL NET LEASE	02/28/97	03/12/01	4,388 92	6,099 52	1,710 60-
1,129	CORPORATE OFFICE	04/22/99	03/12/01	10,961 18	8,111 87	2,849 31
16,036	CRESCENT REAL ESTATE	12/16/98	03/12/01	345,814 40	385,423 65	39,609 25-
14,066	CRESCENT REAL ESTATE	12/17/98	03/12/01	303,331 58	332,410 53	29,078 95-
11,900	DEVELOPERS DIVERSIFIED	01/02/96	03/12/01	177,185 06	178,827 25	1,642 19-
16,100	DEVELOPERS DIVERSIFIED	01/05/96	03/12/01	239,720 97	249,107 25	9,386 28-
21,000	DEVELOPERS DIVERSIFIED	01/04/96	03/12/01	312,679 53	323,610 00	10,930 47-
6,400	DEVELOPERS DIVERSIFIED	02/11/97	03/12/01	95,292 81	114,291 20	18,998 39-
18,600	DEVELOPERS DIVERSIFIED	02/28/97	03/12/01	276,944 73	339,487 20	62,542 47-
5,700	DEVELOPERS DIVERSIFIED	03/16/99	03/12/01	84,870 16	87,623 25	2,753 09-
13,200	DEVELOPERS DIVERSIFIED	08/05/97	03/12/01	196,541 42	261,907 80	65,366 38-
4,200	DEVELOPERS DIVERSIFIED	09/30/97	03/12/01	62,535 91	84,651 00	22,115 09-
18,000	DEVELOPERS DIVERSIFIED	01/20/98	03/12/01	268,011 03	355,215 60	87,204 57-
24,400	DUKE-WEEKS REALTY CORP	12/22/95	03/12/01	581,693 63	372,954 00	208,739 63
13,800	DUKE-WEEKS REALTY CORP	05/02/96	03/12/01	328,990 65	204,033 00	124,957 65
3,900	DUKE-WEEKS REALTY CORP	03/16/99	03/12/01	92,975 62	85,059 00	7,916 62
847	DUKE-WEEKS REALTY CORP	04/17/96	03/12/01	20,192 40	12,205 27	7,987 13
14,500	FELCOR LODGING TRUST INC	09/30/97	03/12/01	349,473 10	595,370 00	245,896 90-
4,166	FELCOR LODGING TRUST INC	08/05/97	03/12/01	100,407 24	161,313 77	60,906 53-

CONFIDENTIAL

Gain/loss period is long  
 Disposal method

01/01/2001 TO 12/31/2001

ADMINISTRATOR JULIUS J CIESIELKA  
 INV OFFICER STEVE LEHMAN  
 TAX OFFICER FRANCIS MEHAFFEY

ACCOUNT 0049-00-1/6 (cont )  
 The PEW MEMORIAL TRUST  
 TAXPAYER ID 23-6234669

UNITS	SECURITY	DATE	ACQUIRED	DISPOSED	PROCEEDS	BASIS	DISPOSED	GAIN/(LOSS)
8,545	GLIMCHER REALTY TRUST	04/16/99	03/12/01	133,814	48	139,139	09	5,324
10,400	HIGHWOODS PROPERTIES INC	02/28/97	03/12/01	268,380	71	358,124	00	89,743
1,800	HIGHWOODS PROPERTIES INC	08/05/97	03/12/01	46,450	51	60,156	00	13,705
9,000	HIGHWOODS PROPERTIES INC	11/24/97	03/12/01	232,252	53	315,540	00	83,287
14,400	HIGHWOODS PROPERTIES INC	01/07/98	03/12/01	371,604	06	528,264	00	156,659
10,000	HIGHWOODS PROPERTIES INC	07/06/98	03/12/01	258,058	37	324,350	00	66,291
4,052	HIGHWOODS PROPERTIES INC	01/05/96	03/12/01	104,565	25	114,583	67	10,018
11,709	KILROY REALTY CORP	03/30/98	03/12/01	311,710	07	334,610	44	22,900
11,924	KOGER EQUITY INC	10/16/97	03/12/01	186,673	49	278,523	18	91,849
28,853	LIBERTY PROPERTY TRUST	11/06/98	03/12/01	785,225	45	705,023	06	80,202
2,700	MID-AMERICA APARTMENT	02/11/97	03/12/01	61,001	74	79,812	00	18,810
2,300	MID-AMERICA APARTMENT	02/28/97	03/12/01	51,964	45	67,413	00	15,448
167	MID-AMERICA APARTMENT	03/17/97	03/12/01	3,773	07	4,873	90	1,100
3,706	MID-ATLANTIC REALTY TRUST	10/15/97	03/12/01	47,739	07	51,636	07	3,897
4,169	PAN PACIFIC RETAIL PPTYs	05/05/98	03/12/01	90,998	28	101,244	16	10,245
15,400	PRETISS PROPERTIES TRUST	09/30/97	03/12/01	382,892	79	437,899	00	55,006
4,136	PRETISS PROPERTIES TRUST	08/05/97	03/12/01	102,834	06	110,758	36	7,924
9,600	REALTY INCOME CORP	03/30/98	03/12/01	243,588	00	258,590	40	15,002
3,000	REALTY INCOME CORP	08/06/97	03/12/01	77,694	42	80,666	86	2,972
100	REGENCY CENTERS CORP	08/05/97	03/12/01	2,422	91	2,739	52	316
8,700	ROUSE CO	08/05/97	03/12/01	217,836	37	254,997	00	37,160
5,635	ROUSE CO	03/27/98	03/12/01	141,092	06	174,122	06	33,029
13,539	ROUSE CO	03/30/98	03/12/01	338,998	45	415,696	04	76,697
4,026	ROUSE CO	03/31/98	03/12/01	100,805	66	124,237	93	23,432
978	ROUSE CO	04/18/96	03/12/01	24,487	81	20,973	21	3,514
39,702	SIMON PROPERTY GROUP INC	02/25/99	03/12/01	1,017,317	83	1,034,050	50	16,732
13,227	SL GREEN REALTY CORP	04/16/99	03/12/01	375,904	05	259,778	28	116,125
21,700	SUMMIT PROPERTIES INC	02/13/96	03/12/01	513,066	33	435,519	00	77,547
12,300	SUMMIT PROPERTIES INC	02/11/97	03/12/01	290,816	40	253,970	40	36,846
3,400	SUMMIT PROPERTIES INC	02/28/97	03/12/01	80,388	27	69,054	00	11,334
11,000	SUMMIT PROPERTIES INC	08/05/97	03/12/01	260,079	71	225,594	60	34,485
17,793	SUMMIT PROPERTIES INC	03/27/98	03/12/01	420,690	74	355,815	52	64,875
6,093	TOWN & COUNTRY TRUST	03/17/99	03/12/01	118,229	47	93,188	78	25,040
14,400	TRIZC HAHN CORP	03/26/98	03/12/01	233,180	64	348,264	00	115,083
5,600	TRIZC HAHN CORP	08/05/97	03/12/01	90,681	36	131,629	68	40,948

CONFIDENTIAL

FEDERAL SCHEDULE D CHRONOLOGICALLY

01/01/2001 TO 12/31/2001

ADMINISTRATOR JUPIUS J CIRSIELKA  
 INV OFFICER STEVE LEHMAN  
 TAX OFFICER FRANCIS MEHAFFEY

ACCOUNT 0049-00-1/6 (cont )  
 The PEW MEMORIAL TRUST  
 TAXPAYER ID 23-6234669

UNITS	SECURITY	DATE ACQUIRED	DATE DISPOSED	PROCEEDS	BASIS DISPOSED	GAIN/(LOSS)
4,121	TRIZEC HAHN CORP	04/25/97	03/12/01	66,731 76	82,420 00	15,688 24-
8,100	UNITED DOMINION REALTY	02/28/97	03/12/01	98,407 65	120,973 50	22,565 85-
15,200	UNITED DOMINION REALTY	08/05/97	03/12/01	184,666 21	218,462 00	33,795 79-
5,100	UNITED DOMINION REALTY	03/27/98	03/12/01	61,960 37	72,343 50	10,383 13-
25,300	UNITED DOMINION REALTY	01/07/98	03/12/01	307,372 04	368,368 00	60,995 96-
2,544	UNITED DOMINION REALTY	12/21/95	03/12/01	30,907 29	31,527 71	620 42-
79,476	HARBOR EST INT'L PRIV EQ	12/16/96	03/12/01	119,749 85	79,476 00	40,273 85
3,286	LEXINGTON CORP PROPERTIES	04/23/99	03/12/01	42,519 42	37,304 32	5,215 10
632	LEXINGTON CORP PROPERTIES	05/04/99	03/12/01	8,177 81	7,293 28	884 53
3,413	LEXINGTON CORP PROPERTIES	05/03/99	03/12/01	44,162 74	39,291 14	4,871 60
1,580	LEXINGTON CORP PROPERTIES	04/23/99	03/12/01	20,444 52	17,869 80	2,574 72
253	LEXINGTON CORP PROPERTIES	04/28/99	03/12/01	3,273 71	2,872 18	401 53
4,036	LEXINGTON CORP PROPERTIES	03/23/99	03/12/01	52,224 09	45,620 52	6,603 57
7,439	AMLI RESIDENTIAL PROPERTIES	11/09/98	03/13/01	164,971 40	172,115 40	7,144 00-
9,100	BRANDYWINE REALTY TRUST	08/18/97	03/13/01	169,415 40	196,751 10	27,335 70-
9,226	BRANDYWINE REALTY TRUST	03/27/98	03/13/01	171,761 15	217,204 95	45,443 80-
2,500	BRANDYWINE REALTY TRUST	06/30/98	03/13/01	46,542 69	55,185 00	8,642 31-
5,244	BRANDYWINE REALTY TRUST	07/22/97	03/13/01	97,627 95	108,813 00	11,185 05-
3,850	CAMDEN PROPERTY TRUST	12/21/95	03/13/01	123,542 37	90,359 50	33,182 87
9,377	CAMDEN PROPERTY TRUST	12/22/95	03/13/01	300,897 86	222,656 86	78,241 00
4,808	COMMERCIAL NET LEASE REALTY	02/28/97	03/13/01	53,013 15	74,812 48	21,799 33-
16,903	COMMERCIAL NET LEASE REALTY	05/14/96	03/13/01	186,372 97	227,260 83	40,887 86-
3,181	CORPORATE OFFICE PROPERTIES	04/22/99	03/13/01	30,564 55	22,855 48	7,709 07
2,864	CORPORATE OFFICE PROPERTIES	04/16/99	03/13/01	27,518 67	18,826 22	8,692 45
15,098	CRESCENT REAL ESTATE EQUITIES INC	12/17/98	03/13/01	320,337 14	356,798 96	36,461 82-
14,735	CRESCENT REAL ESTATE EQUITIES INC	11/17/98	03/13/01	312,635 30	338,384 85	25,749 55-
4,566	DUKE-WEEKS REALTY CORP	04/17/96	03/13/01	107,571 33	65,796 06	41,775 27

CONFIDENTIAL



01/01/2001 TO 12/31/2001

ADMINISTRATOR JULIUS J CIESIELKA  
 INV OFFICER STEVE LEHMAN  
 TAX OFFICER FRANCIS MEHAFFEY

ACCOUNT 0049-00-1/6 (cont )  
 The PEM MEMORIAL TRUST  
 TAXPAYER ID 23-6234669

UNITS	SECURITY	DATE	ACQUIRED	DATE	PROCEEDS	BASIS	GAIN/LOSS
		DISPOSED	DISPOSED		DISPOSED	DISPOSED	(LOSS)
17,871	GLENBOROUGH REALTY TRUST INC	07/07/98	03/13/01	314,419	00	484,532	170,113 85-
6,776	GLENBOROUGH REALTY TRUST INC	07/08/98	03/13/01	119,215	66	192,031	72,815 50-
8,859	GLENBOROUGH REALTY TRUST INC	07/06/98	03/13/01	155,863	57	231,964	76,100 48-
4,855	GLIMCHER REALTY TRUST INC	04/16/99	03/13/01	75,444	15	79,054	3,610 30-
6,618	ISTAR FINANCIAL INC	03/30/98	03/13/01	162,267	92	222,618	60,350 09-
477	KILROY REALTY CORP	03/30/98	03/13/01	12,611	46	13,631	1,019 86-
6,139	KILROY REALTY CORP	03/27/98	03/13/01	162,309	72	172,920	10,610 56-
3,312	KOGER EQUITY INC	10/16/97	03/13/01	51,556	82	77,362	25,805 54-
9,926	LIBERTY PROPERTY TRUST	11/06/98	03/13/01	269,382	62	242,541	26,840 81-
5,933	MID-AMERICA APARTMENT COMM	03/17/97	03/13/01	133,149	86	173,154	40,004 74-
692	MID-AMERICA APARTMENT COMM	03/27/98	03/13/01	15,530	04	19,424	3,894 40-
6,610	MID-ATLANTIC REALTY TRUST BI	10/15/97	03/13/01	84,869	53	92,097	7,228 26-
13,302	PAN PACIFIC RETAIL PPTYS INC	05/05/98	03/13/01	288,655	71	323,039	34,383 36-
1,764	PRENTISS PROPERTIES TRUST	08/05/97	03/13/01	43,581	16	47,238	3,657 17-
13,700	PRENTISS PROPERTIES TRUST	08/18/97	03/13/01	338,470	46	360,227	21,757 34-
3,541	PRENTISS PROPERTIES TRUST	11/24/97	03/13/01	87,483	50	91,072	3,588 90-
2,000	REALTY INCOME CORP	02/11/97	03/13/01	50,711	70	51,870	1,158 30-
3,611	REALTY INCOME CORP	08/06/97	03/13/01	91,559	98	95,129	3,570 01-
2,345	REALTY INCOME CORP	08/05/97	03/13/01	59,459	47	60,711	1,251 88-
39,710	UNITED DOMINION REALTY	12/21/95	03/13/01	484,215	43	492,124	7,909 25-
14,375	ISTAR FINANCIAL INC	02/25/97	03/13/01	351,313	26	420,312	68,999 24-
11,845	ISTAR FINANCIAL INC	02/28/97	03/13/01	39,347	08	47,523	8,175 92-
11,845	ISTAR FINANCIAL INC	08/05/97	03/13/01	289,482	12	372,034	82,552 85-
7,987	ISTAR FINANCIAL INC	03/30/98	03/13/01	195,195	75	268,668	73,473 04-
10,350	ISTAR FINANCIAL INC	05/04/98	03/13/01	252,945	54	327,563	74,617 56-
3,822	ISTAR FINANCIAL INC	06/30/98	03/13/01	93,406	56	111,068	17,662 42-
5,398	SIMON PROPERTY GROUP INC	02/25/99	03/13/01	137,590	42	140,592	3,002 11-
11,145	SIMON PROPERTY GROUP INC	03/16/99	03/13/01	284,076	54	289,258	5,181 90-
563,149	DOVER STREET IV LP	10/20/99	03/13/01	563,149	00	563,149	0 00
14,844	TRIZEC HAHN CORP	04/25/97	03/13/01	239,128	84	296,880	57,751 16-
18,291	TRIZEC HAHN CORP	04/25/97	03/13/01	294,658	16	365,820	71,161 84-
14,231	AMLI RESIDENTIAL PROPERTIES	11/05/98	03/14/01	314,850	34	328,166	13,316 52-

CONFIDENTIAL

01/01/2001 TO 12/31/2001

ADMINISTRATOR JULIUS J CIESIELKA  
 INV OFFICER STEVE LEHMAN  
 TAX OFFICER FRANCIS MEHARREY

ACCOUNT 0049-00-1/6 (cont )  
 The PWM MEMORIAL TRUST  
 TAXPAYER ID 23-6234669

UNITS	SECURITY	DATE ACQUIRED	DATE DISPOSED	PROCEEDS	BASIS DISPOSED	GAIN/(LOSS)
14,900	ARDEN REALTY GROUP INC	10/03/96	03/14/01	350,734 28	298,000 00	52,734 28
17,250	ARDEN REALTY GROUP INC	10/04/96	03/14/01	406,051 42	389,332 50	16,718 92
5,200	ARDEN REALTY GROUP INC	02/28/97	03/14/01	122,403 91	144,612 00	22,208 09
2,500	ARDEN REALTY GROUP INC	03/16/99	03/14/01	58,848 03	56,400 00	2,448 03
9,900	ARDEN REALTY GROUP INC	08/04/97	03/14/01	233,038 21	275,319 00	42,280 79
6,529	ARDEN REALTY GROUP INC	03/27/98	03/14/01	153,687 52	185,780 74	32,093 22
7,400	BRANDWINE REALTY TRUST	03/16/99	03/14/01	137,166 25	124,856 50	12,309 75
29,456	BRANDWINE REALTY TRUST	07/22/97	03/14/01	545,995 81	611,212 00	65,216 19
10,100	COLONIAL PROPERTY TRUST	08/05/97	03/14/01	274,107 85	303,606 00	29,498 15
19	COLONIAL PROPERTY TRUST	01/08/98	03/14/01	515 65	585 39	69 74
3,129	COLONIAL PROPERTY TRUST	03/17/97	03/14/01	84,919 16	91,319 87	6,400 71
3,174	COMMERCIAL NET LEASE REALTY	05/14/96	03/14/01	35,515 86	42,674 43	7,158 57
1,923	COMMERCIAL NET LEASE REALTY	05/07/96	03/14/01	21,517 64	25,373 99	3,856 35
1,788	CORPORATE OFFICE PROPERTIES	04/16/99	03/14/01	17,158 66	11,753 24	5,405 42
17,765	CRESCENT REAL ESTATE EQUITIES INC	11/17/98	03/14/01	377,999 90	407,967 90	29,968 00
5,715	CRESCENT REAL ESTATE EQUITIES INC	02/26/99	03/14/01	121,602 56	127,501 65	5,899 09
15,287	DUKE-WEEKS REALTY CORP EQUITIES INC	04/17/96	03/14/01	352,451 39	220,285 67	132,165 72
23,700	GLENBOROUGH REALTY TRUST INC	03/16/99	03/14/01	414,729 01	413,209 50	1,519 51
9,012	GLENBOROUGH REALTY TRUST INC	07/06/98	03/14/01	157,702 02	235,970.21	78,268 19
8,800	GLIMCHER REALTY TRUST	04/16/99	03/14/01	137,773 47	143,291 28	5,517 81
5,248	GLIMCHER REALTY TRUST	11/06/98	03/14/01	82,163 08	83,973 77	1,810 69
6,098	HIGHWOODS PROPERTIES INC	01/05/96	03/14/01	152,079 03	172,441 07	20,362 04
10,452	HIGHWOODS PROPERTIES INC	01/03/96	03/14/01	260,664 15	292,457 41	31,793 26
5,287	KOGER EQUITY INC	10/06/97	03/14/01	10,273 48	14,632 97	4,359 49
4,525	KOGER EQUITY INC	10/16/97	03/14/01	83,306 58	119,133 03	35,826 45
6,634	KOGER EQUITY INC	03/31/98	03/14/01	104,531 09	149,342 62	44,811 53
2,644	KOGER EQUITY INC	03/30/98	03/14/01	41,661 17	58,912 02	17,250 85
16,900	LIBERTY PROPERTY TRUST	03/16/99	03/14/01	457,805 70	368,501 12	89,304 58
365	LIBERTY PROPERTY TRUST	11/05/98	03/14/01	9,887 52	8,854 13	1,033 39
6,756	LIBERTY PROPERTY TRUST	11/06/98	03/14/01	183,013 92	165,082 86	17,931 06

CONFIDENTIAL

FEDERAL SCHEDULE D CHRONOLOGICALLY

01/01/2001 TO 12/31/2001

ADMINISTRATOR JULIUS J CIESIELKA  
 INV OFFICER STEVE LEHMAN  
 TAX OFFICER FRANCIS MEHAFFEY

ACCOUNT 0049-00-1/6 (cont )  
 The PFW MEMORIAL TRUST  
 TAXPAYER ID 23-6234669

UNITS	SECURITY	DATE ACQUIRED	DATE DISPOSED	PROCEEDS	BASIS DISPOSED	GAIN/(LOSS)
1,670	MID-AMERICA APARTMENT COMM	08/06/97	03/14/01	37,428	46,860	9,431
2,908	MID-AMERICA APARTMENT COMM	03/27/98	03/14/01	65,174	81,627	16,453
2,047	MID-AMERICA APARTMENT COMM	08/05/97	03/14/01	45,877	56,786	10,908
1,324	MID-ATLANTIC REALTY TRUST BI	10/15/97	03/14/01	16,960	18,447	1,486
25,620	PAN PACIFIC RETAIL PPTYS INC	05/05/98	03/14/01	559,681	622,187	62,506
10,773	PAN PACIFIC RETAIL PPTYS INC	05/06/98	03/14/01	235,341	258,989	23,647
11,979	PAN PACIFIC RETAIL PPTYS INC	05/12/98	03/14/01	261,698	281,328	19,629
4,573	PAN PACIFIC RETAIL PPTYS INC	07/02/98	03/14/01	99,898	93,345	6,552
10,529	PRENTISS PROPERTIES TRUST INC	11/24/97	03/14/01	259,436	270,799	11,363
6,482	REALTY INCOME CORP	08/05/97	03/14/01	163,162	167,817	4,655
147	REALTY INCOME CORP	02/14/96	03/14/01	3,700	3,189	511
8,500	REGENCY CENTERS CORP	02/28/97	03/14/01	202,845	232,135	29,289
6,800	REGENCY CENTERS CORP	08/05/97	03/14/01	162,276	186,287	24,010
6,753	REGENCY CENTERS CORP	03/30/98	03/14/01	161,154	171,308	10,153
11,050	REGENCY CENTERS CORP	03/27/98	03/14/01	263,699	276,913	13,213
6,613	SL GREEN REALTY CORP	04/16/99	03/14/01	185,845	129,879	55,966
2,607	SUMMIT PROPERTIES INC	03/27/98	03/14/01	62,018	52,133	9,884
1,034	SUMMIT PROPERTIES INC	03/16/99	03/14/01	24,598	17,253	7,344
6,642	TOWN & COUNTRY TRUST	03/16/99	03/14/01	126,936	100,933	26,003
546	TOWN & COUNTRY TRUST	03/17/99	03/14/01	10,434	8,350	2,084
6,986	TOWN & COUNTRY TRUST	03/19/99	03/14/01	133,511	105,698	27,812
969	UNITED DOMINION REALTY	12/21/95	03/14/01	11,811	12,008	197
12,263	UNITED DOMINION REALTY	03/16/99	03/14/01	149,480	117,234	32,246
6,758	ISTAR FINANCIAL INC	06/30/98	03/14/01	164,484	196,390	31,906
1,000	FELCOR LODGING TRUST INC	12/21/95	03/14/01	23,839	27,546	3,706
9,434	FELCOR LODGING TRUST INC	08/05/97	03/14/01	224,899	365,298	140,399
2,804	FELCOR LODGING TRUST INC	03/16/99	03/14/01	66,845	68,515	1,670
4,796	FELCOR LODGING TRUST INC	03/16/99	03/14/01	114,397	117,190	2,793
7,600	FELCOR LODGING TRUST INC	03/16/99	03/14/01	181,279	185,231	3,951
28,600	FELCOR LODGING TRUST INC	11/05/98	03/14/01	162,197	163,608	1,410
14,844	TRIZEC HAHN CORP	04/25/97	03/14/01	236,605	296,880	60,274
1,328,008		12/16/99	03/14/01	1,328,008	1,150,893	177,114
1,328,008		12/16/99	03/14/01	1,328,008	1,150,893	177,114

CONFIDENTIAL

FEDERAL SCHEDULE D CHRONOLOGICALLY

01/01/2001 TO 12/31/2001

ACCOUNT 0049-00-1/6 (cont )  
 TAXPAYER ID 23-6234669  
 ADMINISTRATOR JULIUS J CIESIELKA  
 INV OFFICER STEVE LEHMAN  
 TAX OFFICER FRANCIS MEHAFFEY

UNITS SECURITY DATE DATE ACQUIRED DISPOSED PROCEEDS BASIS DISPOSED GAIN/(LOSS)  
 -----

28,428	AMLI RESIDENTIAL PROPERTIES	03/16/99	03/16/01	623,405	18	563,158	68	60,246	50
1,193	COLONIAL PROPERTY TRUST	03/17/97	03/16/01	32,734	80	34,817	70	2,082	90
6,222	COMMERCIAL NET LEASE REALTY	05/08/96	03/16/01	69,568	94	82,099	29	12,530	35
5,489	CORPORATE OFFICE PROPERTIES	04/16/99	03/16/01	52,511	48	36,081	39	16,430	09
11,000	CRESCENT REAL ESTATE EQUITIES INC	12/30/98	03/16/01	230,882	26	245,385	80	14,503	54
4,385	CRESCENT REAL ESTATE EQUITIES INC	02/26/99	03/16/01	92,038	06	97,829	35	5,791	29
3,495	GLIMCHER REALTY TRUST EQUITIES INC	11/06/98	03/16/01	53,611	49	55,923	84	2,312	35
166	KOGER EQUITY INC	03/27/98	03/16/01	2,607	76	3,661	96	1,054	20
496	KOGER EQUITY INC	12/12/97	03/16/01	7,791	88	10,073	76	2,281	88
7,461	MID-AMERICA APARTMENT COMM	06/30/98	03/16/01	164,772	89	196,437	69	31,664	80
489	MID-AMERICA APARTMENT COMM	05/15/96	03/16/01	10,799	35	12,870	48	2,071	13
3,094	PAN PACIFIC RETAIL PPTY INC	07/01/98	03/16/01	67,364	65	61,948	07	5,416	58
42,506	PAN PACIFIC RETAIL PPTY INC	08/07/97	03/16/01	925,469	18	828,867	00	96,602	18
100	PRENTISS PROPERTIES TRUST	07/06/98	03/16/01	2,439	23	2,499	75	60	52
2,885	PRENTISS PROPERTIES TRUST	07/07/98	03/16/01	70,371	74	73,959	57	3,587	83
16,881	PRENTISS PROPERTIES TRUST	10/17/96	03/16/01	411,766	15	337,620	00	74,146	15
6,629	REALTY INCOME CORP	02/14/96	03/16/01	162,991	69	143,816	15	19,175	54
16,218	SUMMIT PROPERTIES INC	03/16/99	03/16/01	382,368	73	270,615	17	111,753	56
1,126	TOWN & COUNTRY TRUST	03/19/99	03/16/01	21,469	37	17,036	49	4,432	88
19,847	UNITED DOMINION REALTY	03/16/99	03/16/01	239,777	44	189,737	32	50,040	12
1,456	SIMON PROPERTY GROUP INC	03/16/99	03/16/01	36,748	20	37,789	17	1,040	97
7,545	MID-ATLANTIC REALTY TRUST BI	10/15/97	03/16/01	96,610	49	105,125	24	8,514	75
860	SL GREEN REALTY CORP	04/16/99	03/16/01	23,657	77	16,890	40	6,767	37
1,782	LEXINGTON CORP PROPERTIES TRUST REIT	03/22/99	03/16/01	22,968	15	19,829	74	3,138	41
2,628	AMLI RESIDENTIAL PROPERTIES	04/16/99	03/15/01	57,687	92	58,039	91	351	99
14,972	AMLI RESIDENTIAL PROPERTIES	03/16/99	03/15/01	328,654	34	296,595	32	32,059	02
1,656	COLONIAL PROPERTY TRUST	03/17/97	03/15/01	45,273	50	48,330	36	3,056	86

CONFIDENTIAL

FEDERAL SCHEDULE D CHRONOLOGICALLY

01/01/2001 TO 12/31/2001

ACCOUNT 0049-00-1/6 (cont )  
 The PWM MEMORIAL TRUST  
 TAXPAYER ID 23-6234669  
 ADMINISTRATOR JULIUS J CIRSIELKA  
 INV OFFICER STEVE LEHMAN  
 TAX OFFICER FRANCIS MEHAFFEY

UNITS	SECURITY	DATE ACQUIRED	DATE DISPOSED	PROCEEDS	BASIS DISPOSED	GAIN/(LOSS)
5,936	COMMERCIAL NET LEASE REALTY	05/09/96	03/15/01	66,464 33	78,325 52	11,861 19-
4,126	COMMERCIAL NET LEASE REALTY	05/07/96	03/15/01	46,198 09	54,442 57	8,244 48-
3,330	CORPORATE OFFICE REALTY	04/16/99	03/15/01	32,076 80	21,889 42	10,187 38
10,198	HIGHWOODS PROPERTIES INC PROPERTIES	01/03/96	03/15/01	255,349 38	285,350 24	30,000 86-
9,200	HIGHWOODS PROPERTIES INC	03/16/99	03/15/01	230,360 30	221,927 00	8,433 30
12,545	KILROY REALTY CORP	01/28/97	03/15/01	331,678 71	288,535 00	43,143 71
3,400	KILROY REALTY CORP	02/28/97	03/15/01	89,893 00	89,365 60	527 40
14,900	KILROY REALTY CORP	08/05/97	03/15/01	393,942 83	401,555 00	7,612 17-
9,520	KILROY REALTY CORP	03/26/98	03/15/01	251,700 39	265,624 18	13,923 79-
6,555	KILROY REALTY CORP	03/27/98	03/15/01	173,308 41	184,637 96	11,329 55-
1,026	KOGER EQUITY INC	03/30/98	03/15/01	16,179 46	22,860 72	6,681 26-
630	KOGER EQUITY INC	03/27/98	03/15/01	9,934 75	13,897 80	3,963 05-
2,683	MID-AMERICA APARTMENT COMM	08/05/97	03/15/01	59,887 92	74,429 37	14,541 45-
3,942	MID-AMERICA APARTMENT COMM	06/30/98	03/15/01	87,990 37	103,787 34	15,796 97-
529	MID-ATLANTIC REALTY TRUST BI	10/15/97	03/15/01	6,783 47	7,370 61	587 14-
14,370	PAN PACIFIC RETAIL PPTY INC	07/02/98	03/15/01	312,034 10	293,326 19	18,707 91
785	PAN PACIFIC RETAIL PPTY INC	07/01/98	03/15/01	17,045 70	15,717 27	1,328 43
3,730	PRENTISS PROPERTIES TRUST	11/24/97	03/15/01	91,344 64	95,933 36	4,588 72-
9,515	PRENTISS PROPERTIES TRUST	07/07/98	03/15/01	233,014 55	243,925 59	10,911 04-
1,126 977	REALTY INCOME CORP	02/14/96	03/15/01	28,335 17	24,449 77	3,885 40
8,624	ROUSE CO	04/18/96	03/15/01	215,851 50	184,941 68	30,909 82
23,598	ROUSE CO	04/17/96	03/15/01	590,638 18	505,681 54	84,956 64
16,548	SUMMIT PROPERTIES INC	03/16/99	03/15/01	392,836 37	276,121 58	116,714 79
4,632	TOWN & COUNTRY TRUST	03/19/99	03/15/01	98,822 26	78,162 10	20,660 16
5,166	SIMON PROPERTY GROUP INC	03/16/99	03/15/01	116,676 18	120,219 39	3,543 21-
630	REGENCY CENTERS CORP	01/02/96	03/15/01	14,955 70	10,832 85	4,122 85
2,800	REGENCY CENTERS CORP	01/03/96	03/15/01	66,469 78	48,714 40	17,755 38
16,870	REGENCY CENTERS CORP	01/04/96	03/15/01	400,480 40	295,663 62	104,816 78
5,143	REGENCY CENTERS CORP	03/16/99	03/15/01	122,090 73	105,032 92	17,057 81
4,197	REGENCY CENTERS CORP	03/27/98	03/15/01	99,633 45	105,176 82	5,543 37-
4,457	REGENCY CENTERS CORP	03/17/99	03/15/01	105,805 64	90,714 67	15,090 97
6,500	ANHEUSER BUSCH COS INC	02/12/99	03/15/01	285,600 44	235,799 53	49,800 91
1,989	LEXINGTON CORP PROPERTIES TRUST REIT	03/23/99	03/15/01	25,756 69	22,482 46	3,274 23

CONFIDENTIAL

FEDERAL SCHEDULE D CHRONOLOGICALLY

01/01/2001 TO 12/31/2001

ACCOUNT 0049-00-1/6 (cont )  
 The PWM MEMORIAL TRUST  
 TAXPAYER ID 23-62234669  
 ADMINISTRATOR JULIUS J CIESIELKA  
 INV OFFICER STEVE LEHMAN  
 TAX OFFICER FRANCIS MEHAFFEY

UNITS	SECURITY	DATE	ACQUIRED	DISPOSED	PROCEEDS	BASIS	DISPOSED	GAIN/(LOSS)
11,012	LEXINGTON CORP PROPERTIES TRUST	03/22/99	03/15/01	142,600	61	122,539	33	20,061
3,036	LEXINGTON CORP PROPERTIES TRUST	03/22/99	03/15/01	39,192	85	33,784	00	5,408
56,432	HARBOR WEST PARTNERS TRUST	08/22/94	03/15/01	407,436	00	56,432	00	351,004
177,158	WESTBROOK REAL EST FD II LP MANAGEMENT	12/17/97	03/15/01	398,582	88	177,158	46	221,424
9,000	COLONIAL PROPERTY TRUST	02/28/97	03/19/01	243,395	96	262,392	30	18,996
3,022	COLONIAL PROPERTY TRUST	03/17/97	03/19/01	81,726	95	88,197	07	6,470
1,227	COLONIAL PROPERTY TRUST	11/24/97	03/19/01	33,182	98	35,677	97	2,494
14,758	PAN PACIFIC RETAIL PPTYS INC	08/07/97	03/19/01	321,566	06	287,781	00	33,785
6,622	PRENTISS PROPERTIES TRUST	10/17/96	03/19/01	163,822	79	132,440	00	31,382
11,697	REALTY INCOME CORP	02/14/96	03/19/01	286,192	01	253,766	91	32,425
700	REALTY INCOME CORP	03/16/99	03/19/01	178,126	96	14,873	25	32,425
100	TOWN & COUNTRY TRUST	03/19/99	03/19/01	1,893	43	1,513	01	380
9,690	UNITED DOMINION REALTY	03/16/99	03/19/01	116,630	72	92,636	40	23,994
19,467	SIMON PROPERTY GROUP INC	03/16/99	03/19/01	480,721	48	505,248	47	24,526
11,781	MID-ATLANTIC REALTY TRUST	10/15/97	03/19/01	150,956	67	164,145	85	13,189
5,600	ANHEUSER BUSCH COS INC	02/11/99	03/19/01	248,295	68	203,297	64	44,998
1,400	EL PASO CORPORATION	10/15/99	03/19/01	97,688	73	45,753	82	51,934
2,475	TARGET CORP	07/09/96	03/19/01	86,172	64	20,355	02	65,817
45,700	SL GREEN REALTY CORP	04/16/99	03/19/01	1,240,676	97	897,548	00	343,128
12,624	GLIMCHER REALTY TRUST	11/06/98	03/19/01	195,412	97	201,997	89	6,584
9,070	GLIMCHER REALTY TRUST	11/06/98	03/19/01	140,842	38	145,129	98	4,287
6,024	LEXINGTON CORP PROPERTIES TRUST	03/22/99	03/19/01	76,682	94	67,033	87	9,649
1,170	LEXINGTON CORP PROPERTIES TRUST	03/17/99	03/19/01	14,893	60	12,963	13	1,930
662	PRENTISS PROPERTIES TRUST	10/17/96	03/19/01	16,062	87	13,240	00	2,822
9,854	LEXINGTON CORP PROPERTIES TRUST	03/17/99	03/19/01	127,100	52	109,178	38	17,922
1,365	LEXINGTON CORP PROPERTIES TRUST	03/18/99	03/19/01	17,606	27	15,096	90	2,509
1,419	CORPORATE OFFICE PROPERTIES	04/16/99	03/19/01	13,529	42	9,327	65	4,201
228	COMMERCIAL NET LEASE REALTY	05/07/96	03/19/01	2,534	57	3,008	46	473

CONFIDENTIAL

FEDERAL SCHEDULE D CHRONOLOGICALLY

01/01/2001 TO 12/31/2001

ADMINISTRATOR JULIUS J CIBSIELKA  
 INV OFFICER STEVE LEHMAN  
 TAX OFFICER FRANCIS MEHAFFEY

ACCOUNT 0049-00-1/6 (cont )  
 The PEM MEMORIAL TRUST  
 TAXPAYER ID 23-6234669

UNITS	SECURITY	DATE ACQUIRED	DATE DISPOSED	PROCEEDS	BASIS DISPOSED	GAIN/(LOSS)
						Gain/loss period is long disposal method sale
7,582	COMMERCIAL NET LEASE REALTY	03/16/99	03/19/01	84,285 52	87,590 30	3,304 78-
9,310	HARBORVEST INT'L PRIV EQ	07/08/98	03/20/01	21,350 00	9,310 00	12,040 00
1,127	COLONIAL PROPERTY TRUST	11/24/97	03/20/01	30,585 71	32,770 23	2,184 52-
2,265	COMMERCIAL NET LEASE REALTY	05/08/96	03/20/01	25,395 23	29,886 67	4,491 44-
10,973	COMMERCIAL NET LEASE REALTY	05/07/96	03/20/01	123,029 52	144,788 73	21,759 21-
6,168	CORPORATE OFFICE	04/16/99	03/20/01	58,649 53	40,544 73	18,104 80
6,624	KOGER EQUITY INC	12/12/97	03/20/01	100,856 28	134,533 44	33,677 16-
12,236	PAN PACIFIC RETAIL PPTYS INC	08/07/97	03/20/01	268,150 30	238,602 00	29,548 30
1,001	PAN PACIFIC RETAIL PPTYS INC	06/30/98	03/20/01	21,936 78	19,475 46	2,461 32
4,100	SL GREEN REALTY CORP	04/16/99	03/20/01	111,278 87	80,524 00	30,754 87
1,325	PRENTISS PROPERTIES TRUST	10/17/96	03/20/01	32,892 01	26,500 00	6,392 01
648	GLIMCHER REALTY TRUST	11/06/98	03/20/01	10,092 23	10,368 71	276 48-
13,722	GLIMCHER REALTY TRUST	11/06/98	03/20/01	214,330 46	219,567 10	5,236 64-
8,150	MID-AMERICA APARTMENT COMM	05/16/96	03/20/01	181,209 18	214,508 00	33,298 82-
5,695	TOWN & COUNTRY TRUST	03/22/99	03/20/01	109,643 88	85,961 47	23,682 41
1,295	TOWN & COUNTRY TRUST	03/19/99	03/20/01	24,932 19	19,593 48	5,338 71
822	TOWN & COUNTRY TRUST	03/22/99	03/20/01	15,825 68	12,407 43	3,418 25
9,372	LEXINGTON CORP PROPERTIES TRUST REIT	03/18/99	03/20/01	121,878 78	103,654 32	18,224 46
2,050	LUCENT TECHNOLOGIES INC	01/07/99	01/26/01	35,714 11	112,326 06	76,611 95-
450	LUCENT TECHNOLOGIES INC	06/11/99	01/26/01	7,839 68	25,520 42	17,680 74-
350	LUCENT TECHNOLOGIES INC	02/05/99	01/26/01	6,097 53	16,537 98	10,440 45-
2,128	HEWLETT PACKARD CORP	04/30/97	01/26/01	71,685 67	12,129 60	59,556 07
20,543	HEWLETT PACKARD CORP	04/30/98	01/26/01	692,029 46	117,095 10	574,934 36
2,496	HEWLETT PACKARD CORP	05/31/99	01/26/01	84,082 44	14,227 20	69,855 24
499	HEWLETT PACKARD CORP	09/30/99	01/26/01	16,809 75	2,844 30	13,965 45
604	HEWLETT PACKARD CORP	12/31/99	01/26/01	20,346 87	3,442 80	16,904 07
2,900	COLONIAL PROPERTY TRUST	03/16/99	03/21/01	77,120 89	75,392 75	1,728 14
3,146	COLONIAL PROPERTY TRUST	11/24/97	03/21/01	83,662 87	91,477 50	7,814 63-
7,732	COLONIAL PROPERTY TRUST	02/13/96	03/21/01	205,620 24	194,708 00	10,912 24

CONFIDENTIAL

01/01/2001 TO 12/31/2001

ACCOUNT 0049-00-1/6 (cont)  
 TAXPAYER ID 23-6234669  
 ADMINISTRATOR JULIUS J CIESIELKA  
 INV OFFICER STEVE LEHMAN  
 TAX OFFICER FRANCIS MEHAFFEY

UNITS	SECURITY	DATE	ACQUIRED	DISPOSED	PROCEEDS	BASIS	DISPOSED	GAIN/(LOSS)
3,310	COMMERCIAL NET LEASE REALTY	03/16/99	03/21/01	36,872	14	38,238	44	1,366
2,280	KOGER EQUITY INC	12/12/97	03/21/01	33,877	38	46,306	80	12,429
10,970	KOGER EQUITY INC	12/12/97	03/21/01	162,997	77	222,142	50	59,144
9,265	PAN PACIFIC RETAIL PPTYS INC	06/30/98	03/21/01	198,165	23	180,259	83	17,905
5,629	TOWN & COUNTRY TRUST	03/22/99	03/21/01	107,465	25	84,965	25	22,500
991	TOWN & COUNTRY TRUST	05/07/96	03/21/01	18,919	54	13,901	75	5,017
10,875	GLIMCHER REALTY TRUST	11/06/98	03/21/01	166,802	76	174,011	96	7,209
9,010	PRENTISS PROPERTIES TRUST	10/17/96	03/21/01	221,098	00	180,200	00	40,898
4,300	PRENTISS PROPERTIES TRUST	03/16/99	03/21/01	105,518	47	84,645	50	20,872
81,032	HARBOUR EST INT'L PRIVATE EQ PTNRS II	01/15/97	03/22/01	328,017	23	81,032	00	246,985
15,368	COLONIAL PROPERTY TRUST	02/13/96	03/22/01	393,771	82	386,998	51	6,773
17,608	COMMERCIAL NET LEASE REALTY	03/16/99	03/22/01	192,801	12	203,414	66	10,613
28,251	CORPORATE OFFICE PROPERTIES	04/16/99	03/22/01	255,154	45	185,705	13	69,449
66	KOGER EQUITY INC	12/12/97	03/22/01	970	80	1,336	50	365
5,300	PAN PACIFIC RETAIL PPTYS INC	03/16/99	03/22/01	113,640	90	97,003	25	16,637
612	PAN PACIFIC RETAIL PPTYS INC	06/30/98	03/22/01	13,122	31	11,907	07	1,215
707	PAN PACIFIC RETAIL PPTYS INC	03/16/99	03/22/01	15,159	27	12,629	76	2,529
7,746	TOWN & COUNTRY TRUST	05/07/96	03/22/01	146,839	08	108,660	89	38,178
19,420	GLIMCHER REALTY TRUST	11/06/98	03/22/01	283,582	68	310,741	36	27,158
1,700	JOHNSON & JOHNSON	12/31/98	03/22/01	146,263	12	143,220	75	3,042
125	JOHNSON & JOHNSON	02/05/99	03/22/01	10,754	64	10,450	31	304
967	11 PARTNERS III L P CHARTERHOUSE EQUITY	01/14/98	03/22/01	967	11	967	11	0
2,470,000	FNMA #395680 DTD 8/1/1997	07/23/97	03/22/01	1,473,767	66	1,463,827	69	9,939
6,880,678	FNMA #404460 PREPAY	12/16/97	03/22/01	4,566,352	72	4,588,853	71	22,500
3,999,271	FNMA #401263 PREPAY	12/16/97	03/22/01	2,434,190	63	2,448,227	93	14,037
47,675	APA EXCELSIOR V L P	10/30/98	03/23/01	121,426	46	47,675	00	73,751

CONFIDENTIAL

Gain/loss period is long disposal method sale



FEDERAL SCHEDULE D CHRONOLOGICALLY

01/01/2001 TO 12/31/2001

ADMINISTRATOR JULIUS J CIESIELKA  
 INV OFFICER STEVE LEHMAN  
 TAX OFFICER FRANCIS MEHAFFEY

ACCOUNT 0049-00-1/6 (cont)  
 The PWM MEMORIAL TRUST  
 TAXPAYER ID 23-6234669

UNITS	SECURITY	DATE	ACQUIRED DISPOSED	PROCEEDS	BASIS DISPOSED	GAIN/(LOSS)
						-----
2,591	CORPORATE OFFICE PROPERTIES	04/16/99	03/23/01	23,810 47	17,031 68	6,778 79
657	PAN PACIFIC RETAIL PPTYS INC	03/16/99	03/23/01	14,348 38	11,736 56	2,611 82
1,143	TOWN & COUNTRY TRUST	05/07/96	03/23/01	21,822 34	16,034 00	5,788 34
6,536	TOWN & COUNTRY TRUST	12/28/95	03/23/01	124,786 34	87,059 52	37,726 82
15,298	GLIMCHER REALTY TRUST	11/06/98	03/23/01	229,606 11	244,784 83	15,178 72
4,122	GLIMCHER REALTY TRUST	03/17/99	03/23/01	61,866 67	64,398 83	2,532 16
1,096	MID-AMERICA APARTMENT COMM	05/16/96	03/23/01	24,648 21	28,846 72	4,198 51
10,965	MID-AMERICA APARTMENT COMM	05/15/96	03/23/01	246,594 60	288,598 80	42,004 20
3,500	MID-AMERICA APARTMENT COMM	03/16/99	03/23/01	78,712 36	78,960 00	247 64
1,797	MID-AMERICA APARTMENT COMM	07/01/98	03/23/01	40,413 18	47,279 07	6,865 89
1	MCDATA CORPORATION-CL A	11/10/99	03/23/01	24 42	23 19	1 23
6,625	KOGER EQUITY INC	12/12/97	03/26/01	91,229 13	134,156 25	42,927 12
1,304	TOWN & COUNTRY TRUST	12/28/95	03/26/01	24,834 76	17,319 20	7,465 48
560	TOWN & COUNTRY TRUST	12/22/95	03/26/01	10,665 23	7,319 20	3,346 03
4,623	TOWN & COUNTRY TRUST	12/21/95	03/26/01	88,045 31	59,978 80	28,066 51
3,309	MID-ATLANTIC REALTY TRUST BI	10/15/97	03/26/01	40,633 13	46,104 63	5,471 50
9,178	GLIMCHER REALTY TRUST	03/17/99	03/26/01	139,447 69	143,389 73	3,942 04
13,671	GLIMCHER REALTY TRUST	03/16/99	03/26/01	207,712 94	212,793 22	5,080 28
2,675	REGENCY CENTERS CORP	09/16/96	03/26/01	64,053 55	59,072 38	4,981 17
39,736	REGENCY CENTERS CORP	09/17/97	03/26/01	951,249 69	877,275 00	73,974 69
29,434	REGENCY CENTERS CORP	09/30/97	03/26/01	704,629 40	649,833 33	54,796 07
14,717	REGENCY CENTERS CORP	11/10/97	03/26/01	352,314 71	350,000 00	2,314 71
5,987	REGENCY CENTERS CORP	12/23/97	03/26/01	143,333 89	142,392 19	941 70
64,215	REGENCY CENTERS CORP	05/15/97	03/26/01	1,537,271 37	1,417,724 23	119,547 14
7,339	KOGER EQUITY INC	12/12/97	03/27/01	100,989 32	148,614 75	47,625 43
2,200	KOGER EQUITY INC	03/16/99	03/27/01	30,273 40	30,657 00	383 60
2,052	TOWN & COUNTRY TRUST	12/21/95	03/27/01	39,134 20	26,622 65	12,511 55
17,929	GLIMCHER REALTY TRUST	03/16/99	03/27/01	273,409 88	279,070 26	5,660 38
12,225	HOUSEHOLD INTERNATIONAL INC	03/11/99	03/27/01	723,269 19	560,192 29	163,076 90
1,390	TOWN & COUNTRY TRUST	12/21/95	03/28/01	26,356 83	18,033 86	8,322 97

CONFIDENTIAL

01/01/2001 TO 12/31/2001

ADMINISTRATOR JULIUS J CIESIELKA  
 INV OFFICER - STEVE LEHMAN  
 TAX OFFICER FRANCIS MEHARFEY

ACCOUNT 0049-00-1/6 (cont)  
 The PEM MEMORIAL TRUST  
 TAXPAYER ID 23-6234669

UNITS	SECURITY	DATE ACQUIRED	DATE DISPOSED	PROCEEDS	BASIS DISPOSED	GAIN/LOSS
16,500	LEXINGTON CORP PROPERTIES TRUST REIT	03/18/99	03/28/01	213,832 85	182,490 00	31,342 85
98,337	HARBORVEST PARTNERS V-PRISHP FD LP	06/19/98	03/29/01	323,400 99	98,337 00	225,063 99
6,636	LEXINGTON CORP PROPERTIES TRUST REIT	04/22/99	03/29/01	85,535 18	73,281 35	12,253 83
8,078	LEXINGTON CORP PROPERTIES TRUST REIT	03/18/99	03/29/01	104,121 93	89,342 68	14,779 25
1,786	LEXINGTON CORP PROPERTIES TRUST REIT	03/19/99	03/29/01	23,020 77	19,529 91	3,490 86
700	REGENCY CENTERS CORP	05/15/97	03/29/01	16,932 43	15,454 28	1,478 15
103,416	KOHL BREN FUND V L P	06/12/98	03/30/01	106,750 11	103,416 00	3,334 11
17,943	K/B OPPORTUNITY FUND II L P	04/26/95	03/30/01	17,943 00	17,943 00	0 00
43,147 21	YARMOUTH CAPITAL PARTNERS L P I	04/27/95	03/30/01	43,147 21	43,147 21	0 00
109,687 5	VALUE ENHANCEMENT FUND III	03/31/98	03/30/01	109,687 50	109,687 50	0 00
8,957 55	VALUE ENHANCEMENT FUND III	04/01/98	03/30/01	8,957 55	8,957 55	0 00
90,398	DOUGLAS EMMETT REALTY FUND 1998	04/12/99	03/30/01	90,398 00	90,398 00	0 00
1,919	MID-ATLANTIC REALTY TRUST BI	10/15/97	03/30/01	24,092 20	26,737 62	2,645 42-
7,140	REGENCY CENTERS CORP BI	05/15/97	03/30/01	174,067 37	157,633 70	16,433 67
22,812	NETCENTIVES INC	06/30/97	03/30/01	21,714 00	24,865 08	3,151 08-
840,000	TRANSMISSERN OFFICE PARTNERS II	04/09/98	03/30/01	840,000 00	840,000 00	0 00
6,417	LEXINGTON CORP PROPERTIES TRUST REIT	03/19/99	03/30/01	82,519 84	70,169 90	12,349 94
2,493	LEXINGTON CORP PROPERTIES TRUST REIT	03/16/99	03/30/01	32,058 90	26,955 81	5,103 09
13,505	TOWN & COUNTRY TRUST BI	12/21/95	04/02/01	255,942 24	175,213 87	80,728 37
277	MID-ATLANTIC REALTY TRUST BI	10/15/97	04/02/01	3,456 83	3,859 47	402 64-
384	MID-ATLANTIC REALTY TRUST BI	10/13/97	04/02/01	4,792 15	5,025 72	233 57-
6,300	LEXINGTON CORP PROPERTIES TRUST REIT	03/16/99	04/02/01	80,369 56	68,119 39	12,250 17

CONFIDENTIAL

FEDERAL SCHEDULE D CHRONOLOGICALLY

01/01/2001 TO 12/31/2001

ADMINISTRATOR JULIUS J CIESIELKA  
 INV OFFICER STEVE LEHMAN  
 TAX OFFICER FRANCIS MEHAFFEY

ACCOUNT 0049-00-1/6 (cont)  
 The PEW MEMORIAL TRUST  
 TAXPAYER ID 23-6234669

UNITS	SECURITY	DATE ACQUIRED	DATE DISPOSED	PROCEEDS	BASIS DISPOSED	GAIN/(LOSS)
2,493	LEXINGTON CORP PROPERTIES TRUST REIT	03/16/99	04/02/01	31,803 38	26,955 81	4,847 57
2,493	LEXINGTON CORP PROPERTIES TRUST REIT	03/16/99	04/02/01	31,803 38	26,955 81	4,847 57
3,310	TOWN & COUNTRY TRUST	12/21/95	04/03/01	62,705 82	42,943 94	19,761 88
6,620	TOWN & COUNTRY TRUST	12/21/95	04/04/01	120,248 25	85,887 88	34,360 37
1,410	REGENCY CENTERS CORP	05/15/97	04/04/01	34,459 23	31,129 34	3,329 89
325,906	K/B OPPORTUNITY FUND II L P	04/26/95	04/05/01	343,991 20	325,906 00	18,085 20
4,766	MID-ATLANTIC REALTY TRUST BI	10/13/97	04/05/01	61,521 72	62,376 45	854 73
21,300	REGENCY CENTERS CORP	05/15/97	04/05/01	520,767 59	470,251 80	50,515 79
92,630	WESTBROOK REAL EST FD II LP MANAGEMENT	01/07/98	04/05/01	95,835 19	92,630 00	3,205 19
2,472,561	WESTBROOK REAL EST FD II LP MANAGEMENT	01/20/98	04/05/01	2,558,116 75	2,472,561 00	85,555 75
217,444 17	WESTBROOK REAL EST FD II LP MANAGEMENT	03/13/98	04/05/01	224,968 19	217,444 17	7,524 02
8,000	DEAN FOODS CO	04/07/99	04/05/01	370,896 42	251,576 80	119,319 62
6,400	DEAN FOODS CO	08/06/99	04/05/01	296,717 13	210,266 88	86,450 25
203,879	COLONYINVESTOR III L P	03/27/98	04/05/01	365,960 47	203,879 00	162,081 47
252,000	COLONYINVESTOR III L P	07/02/98	04/05/01	452,337 12	252,000 00	200,337 12
65,802	COLONYINVESTOR III L P	08/31/98	04/05/01	118,113 84	65,802 00	52,311 84
8,472	MID-ATLANTIC REALTY TRUST BI	10/13/97	04/06/01	106,774 94	110,879 84	4,104 90
2,581	MID-ATLANTIC REALTY TRUST BI	10/13/97	04/09/01	32,106 55	33,779 61	1,673 06
15,534	ALTEL CORP	09/03/98	04/09/01	804,168 35	680,255 61	123,912 74
14,038	EQUITY RESIDENTIAL PROPS TR	08/05/99	04/09/01	722,511 75	574,964 20	147,547 55
2,059	EQUITY RESIDENTIAL PROPS TR	08/05/99	04/09/01	105,973 20	84,331 90	21,641 30
1,795	EQUITY RESIDENTIAL PROPS TR	08/05/99	04/09/01	92,385 57	73,519 07	18,866 50

CONFIDENTIAL

01/01/2001 TO 12/31/2001

ACCOUNT 0049-00-1/6 (cont)  
The PEM MEMORIAL TRUST  
TAXPAYER ID 23-6234669  
ADMINISTRATOR JULIUS J GIESSELKA  
INV OFFICER STEVE LEHMAN  
TAX OFFICER FRANCIS MEHAFFEY

UNITS	SECURITY	DATE ACQUIRED	DATE DISPOSED	PROCEEDS	BASIS DISPOSED	GAIN/(LOSS)
1	HCA - THE HEALTHCARE COMPANY	01/24/00	04/09/01	40 42	29 13	11 29
7,281	HCA - THE HEALTHCARE COMPANY	01/24/00	04/09/01	294,288 19	212,072 23	82,215 96
1	HOUSEHOLD INTERNATIONAL INC	03/11/99	04/09/01	59 42	45 82	13 60
13,610	HOUSEHOLD INTERNATIONAL INC	03/11/99	04/09/01	808,679 21	623,657 83	185,021 38
9,041	KIMBERLY CLARK CORP	04/23/99	04/09/01	609,795 12	538,236 95	71,558 17
2,463	MCGRAW HILL INC	04/04/97	04/09/01	444,257 56	188,634 04	255,623 52
2,940	TARGET CORP	07/09/96	04/09/01	102,955 36	24,179 29	78,776 07
15,324	TARGET CORP	07/30/96	04/09/01	536,628 57	116,384 25	420,244 32
4,369	UNITED TECHNOLOGIES CORP	07/31/98	04/09/01	327,183 48	211,689 63	115,493 85
4,374	ALTEL CORP	09/03/98	04/09/01	226,573 20	191,543 59	35,029 61
19,692	WYETH	11/10/99	04/09/01	1,143,908 28	1,071,506 70	72,401 58
3,548	AMERICAN INTERNATIONAL GROUP INC	12/16/99	04/09/01	270,286 64	255,786 91	14,499 73
3,076	AMERICAN INTERNATIONAL GROUP INC	12/16/99	04/09/01	234,329 68	221,758 89	12,570 79
1	ANHEUSER BUSCH COS INC	02/11/99	04/09/01	41 74	36 30	5 44
554	ANHEUSER BUSCH COS INC	02/11/99	04/09/01	23,123 96	20,111 94	3,012 02
11,380	ANHEUSER BUSCH COS INC	02/12/99	04/09/01	475,001 20	412,830 56	62,170 64
11,319 0002	CITIGROUP INC	12/16/99	04/09/01	484,792 78	460,052 84	24,739 94
13,793 9998	CITIGROUP INC	12/16/99	04/09/01	590,797 01	555,084 69	35,712 32
8,400	EL PASO CORPORATION	10/15/99	04/09/01	529,200 00	274,522 93	254,677 07
1,860	EQUITY RESIDENTIAL PROPS TR	08/05/99	04/09/01	95,790 00	76,181 32	19,608 68
13,733	EXXON MOBIL CORPORATION	04/29/99	04/09/01	1,133,109 83	1,091,965 69	41,144 14
2,413	EXXON MOBIL CORPORATION	03/08/99	04/09/01	199,096 63	170,566 77	28,529 86
7,700	HCA - THE HEALTHCARE COMPANY	01/24/00	04/09/01	311,465 00	224,276 36	87,188 64
1	INTERNATIONAL BUSINESS MACHINES CORP	10/27/98	04/09/01	96 00	72 74	23 26
1,682	INTERNATIONAL BUSINESS MACHINES CORP	10/27/98	04/09/01	161,472 00	122,345 57	39,126 43
1	JP MORGAN CHASE & CO	02/02/99	04/09/01	40 42	51 43	11 01-
9,097	JP MORGAN CHASE & CO	02/02/99	04/09/01	367,700 74	467,814 43	100,113 69-
7,453	KIMBERLY CLARK CORP	04/23/99	04/09/01	502,928 44	443,698 70	59,229 74
2,719	MCGRAW HILL INC	04/04/97	04/09/01	161,943 64	68,725 17	93,218 47
12,458	TARGET CORP	07/30/96	04/09/01	436,652 90	94,617 27	342,035 63
1	TYCO INTERNATIONAL LTD	12/07/98	04/09/01	44 37	33 97	10 40
6,865	TYCO INTERNATIONAL LTD	12/07/98	04/09/01	304,600 05	233,212 98	71,387 07

CONFIDENTIAL

FEDERAL SCHEDULE D CHRONOLOGICALLY

01/01/2001 TO 12/31/2001

ADMINISTRATOR JULIUS J CIESIELKA  
 INV OFFICER STEVE LEHMAN  
 TAX OFFICER FRANCIS MEHAFFEY

ACCOUNT 0049-00-1/6 (cont )  
 The PEM MEMORIAL TRUST  
 TAXPAYER ID 23-6234669

UNITS	SECURITY	DATE	ACQUIRED	DATE	DISPOSED	PROCEEDS	BASIS	DISPOSED	GAIN/(LOSS)
6,545	UNITED TECHNOLOGIES CORP	07/31/98	04/09/01	04/16/99	04/09/01	490,351	317,122	59	173,228
1	VERIZON COMMUNICATIONS	04/16/99	04/09/01	04/16/99	04/09/01	50	58	07	7
25,434	VERIZON COMMUNICATIONS	04/16/99	04/09/01	04/16/99	04/09/01	1,278,058	1,477,059	20	199,000
11,384	MID-ATLANTIC REALTY TRUST	10/13/97	04/10/01	10/13/97	04/10/01	138,483	148,991	52	10,507
1,126	MID-ATLANTIC REALTY TRUST	10/13/97	04/11/01	10/13/97	04/11/01	13,443	14,736	86	1,292
12,268	ESPERION THERAPEUTICS INC	07/07/98	04/11/01	07/07/98	04/11/01	70,538	24,443	99	46,094
27,133	ESPERION THERAPEUTICS INC	01/07/00	04/11/01	01/07/00	04/11/01	156,009	81,127	67	74,881
6,069	MID-ATLANTIC REALTY TRUST	10/13/97	04/12/01	10/13/97	04/12/01	70,152	79,429	86	9,277
2,406	MID-ATLANTIC REALTY TRUST	03/16/99	04/12/01	03/16/99	04/12/01	27,811	24,804	90	3,006
6,618	MID-ATLANTIC REALTY TRUST	03/16/99	04/16/01	03/16/99	04/16/01	77,130	68,228	93	8,901
4,633	MID-ATLANTIC REALTY TRUST	03/16/99	04/17/01	03/16/99	04/17/01	53,441	47,764	38	5,676
390	REGENCY CENTERS CORP	01/27/97	04/17/01	01/27/97	04/17/01	9,531	8,610	24	921
8,420	SYMANTEC CORP	11/20/96	04/24/01	11/20/96	04/24/01	508,114	119,330	77	388,783
48,558	OLYMPUS REAL ESTATE FUND	04/15/98	04/24/01	04/15/98	04/24/01	52,030	48,558	00	3,472
137,381	OLYMPUS REAL ESTATE FUND	04/17/98	04/24/01	04/17/98	04/24/01	147,206	137,381	00	9,825
1	AMERICAN GENERAL CORP	10/05/98	04/27/01	10/05/98	04/27/01	43	62	07	18
1	3M CO	01/06/00	04/27/01	01/06/00	04/27/01	117	98	74	18
28,195	K/B OPPORTUNITY FUND II	04/26/95	04/30/01	04/26/95	04/30/01	28,195	28,195	00	0
7,346	MID-ATLANTIC REALTY TRUST	03/16/99	04/18/01	03/16/99	04/18/01	83,994	75,734	32	8,259
1,500	DELT COMPUTER	09/21/99	04/18/01	09/21/99	04/18/01	43,768	70,500	00	26,731
2,270	REGENCY CENTERS CORP	01/27/97	04/18/01	01/27/97	04/18/01	55,476	50,116	04	5,360
2,040	REGENCY CENTERS CORP	01/27/97	04/18/01	01/27/97	04/18/01	49,855	45,038	20	4,817

CONFIDENTIAL

01/01/2001 TO 12/31/2001

ADMINISTRATOR JULIUS J CIESIELKA  
 INV OFFICER STEVE LEHMAN  
 TAX OFFICER FRANCIS MEHAFFEY

ACCOUNT 0049-00-1/6 (cont )  
 The PEW MEMORIAL TRUST  
 TAXPAYER ID 23-6234669

UNITS	SECURITY	DATE	ACQUIRED DISPOSED	PROCEEDS	BASIS DISPOSED	GAIN/(LOSS)
-------	----------	------	-------------------	----------	----------------	-------------

9,397	MID-ATLANTIC REALTY TRUST	03/16/99	04/19/01	102,799	96,879	5,920
2,270	REGENCY CENTERS CORP	01/27/97	04/19/01	55,476	50,116	5,360
1,020	REGENCY CENTERS CORP	01/27/97	04/19/01	24,927	22,519	2,408
2,202	REGENCY CENTERS CORP	01/27/97	04/19/01	53,815	48,614	5,200
4,500	VERIZON COMMUNICATIONS	04/16/99	04/20/01	240,114	261,333	21,219
1,020	REGENCY CENTERS CORP	01/27/97	04/20/01	24,927	22,519	2,408
3,828	REGENCY CENTERS CORP	01/27/97	05/01/01	94,007	84,512	9,494
3,222	REGENCY CENTERS CORP	05/15/97	05/01/01	79,125	71,133	7,991
5,700	ANDREW CORP	03/08/00	05/02/01	97,177	164,460	67,282
1,613	ANDREW CORP	04/10/00	05/02/01	27,499	38,631	11,131
1,875	WORLDCOM INC-WORLDCOM GROUP	01/07/99	05/02/01	35,040	93,984	58,943
787	WORLDCOM INC-WORLDCOM GROUP	02/08/99	05/02/01	14,707	40,727	26,019
2,270	REGENCY CENTERS CORP	05/15/97	05/02/01	55,500	50,116	5,384
35,917	CROW FAMILY HOLDINGS	05/28/98	05/02/01	35,917	35,917	0
5,250	CENTRA SOFTWARE INC	04/21/99	05/04/01	47,003	17,482	29,520
1,214	ANDREW CORP	04/07/00	05/04/01	20,637	28,453	7,815
2,973	ANDREW CORP	04/10/00	05/04/01	50,539	71,202	20,663
252,612	WESTBROOK REAL EST FD II LP MANAGEMENT	03/13/98	05/03/01	360,089	252,612	107,477
28,580	COPART INC	12/16/98	05/07/01	654,368	176,302	478,065
14,981	DIME BANCORP INC NEW	07/08/99	05/07/01	503,310	314,636	188,673
15,000	DIME BANCORP INC NEW	07/19/99	05/07/01	503,948	313,378	190,570
36,240	ENERGY EAST CORP	01/24/00	05/07/01	723,467	824,996	101,528
41,000	ENERGY EAST CORP	01/31/00	05/07/01	818,492	930,167	111,674
1,210	ENERGY EAST CORP	01/25/00	05/07/01	24,155	27,365	3,210
5,400	MONY GROUP INC	03/25/99	05/07/01	187,645	130,588	57,057
2,900	MONY GROUP INC	08/20/99	05/07/01	100,772	91,008	9,764
9,700	MONY GROUP INC	11/11/98	05/07/01	337,067	277,032	60,035
7,100	MONY GROUP INC	11/10/98	05/07/01	246,719	166,850	79,869

CONFIDENTIAL

FEDERAL SCHEDULE D CHRONOLOGICALLY

01/01/2001 TO 12/31/2001

ADMINISTRATOR JULIUS J CIESIELKA  
 INV OFFICER STEVE LEHMAN  
 TAX OFFICER FRANCIS MEHAFFEY

ACCOUNT 0049-00-1/6 (cont )  
 The PEW MEMORIAL TRUST  
 TAXPAYER ID 23-6234669

UNITS SECURITY ACQUIRED DATE DISPOSED DATE PROCEEDS BASIS DISPOSED GAIN/(LOSS)

Gain/Loss period is long  
 Disposal method sale

16,472	ALLTEL CORP	09/03/98	05/08/01	904,117	92	182,785	98
5,390	WYETH	11/10/99	05/08/01	310,723	13	17,435	44
2,967	EL PASO CORPORATION	10/15/99	05/08/01	194,806	72	97,841	30
18,591	EQUITY RESIDENTIAL PROPS	08/05/99	05/08/01	943,461	78	182,017	17
1	HCA - THE HEALTHCARE COMPANY	01/24/00	05/08/01	37	46	8	33
8,901	HCA - THE HEALTHCARE COMPANY	01/24/00	05/08/01	333,420	33	74,162	68
8,417	HOUSEHOLD INTERNATIONAL COMPANY	03/11/99	05/08/01	550,369	27	164,672	87
10,658	KIMBERLY CLARK CORP	04/23/99	05/08/01	618,995	99	15,505	66
7,994	MCGRAW HILL INC	04/04/97	05/08/01	526,147	53	324,091	99
1	MELTON FINANCIAL CORP	05/05/00	05/08/01	42	55	11	12
8,053	MELTON FINANCIAL CORP	05/05/00	05/08/01	342,643	72	89,575	78
20,892	TARGET CORP	07/30/96	05/08/01	803,688	42	645,015	77
5,753	UNITED TECHNOLOGIES CORP	07/31/98	05/08/01	443,483	97	164,735	88
3,436	ALLTEL CORP	09/03/98	05/08/01	188,705	12	38,237	87
14,302	WYETH	11/10/99	05/08/01	824,939	36	46,720	35
1,774	AMERICAN INTERNATIONAL GROUP INC	12/16/99	05/08/01	149,016	00	21,122	55
4,850	AMERICAN INTERNATIONAL GROUP INC	12/16/99	05/08/01	407,400	00	57,747	66
2	ANHEUSER BUSCH COS INC	02/12/99	05/08/01	81	30	8	75
11,936	ANHEUSER BUSCH COS INC	02/12/99	05/08/01	485,198	40	52,197	92
25,113	CITICORP INC	12/16/99	05/08/01	1,250,376	27	239,803	41
5,432	EL PASO CORPORATION	10/15/99	05/08/01	356,828	08	179,303	25
1,473	EQUITY RESIDENTIAL PROPS TR	08/05/99	05/08/01	74,798	94	14,468	25
16,146	EXXON MOBIL CORPORATION	03/08/99	05/08/01	1,432,796	04	291,490	20
6,081	HCA - THE HEALTHCARE COMPANY	01/24/00	05/08/01	227,976	69	50,856	62
5,192	HOUSEHOLD INTERNATIONAL INC	03/11/99	05/08/01	339,660	64	101,745	03
1	INTERNATIONAL BUSINESS MACHINES CORP.	10/27/98	05/08/01	117	70	44	96
8,457	INTERNATIONAL BUSINESS MACHINES CORP	10/27/98	05/08/01	995,388	90	380,242	37
1	JP MORGAN CHASE & CO	02/02/99	05/08/01	47	75	3	68
9,097	JP MORGAN CHASE & CO	02/02/99	05/08/01	434,381	75	33,432	69
5,836	KIMBERLY CLARK CORP	04/23/99	05/08/01	339,129	96	8,304	04

CONFIDENTIAL

01/01/2001 TO 12/31/2001

ADMINISTRATOR JULIUS J CIESIELKA  
 INV OFFICER STEVE LEHMAN  
 TAX OFFICER FRANCIS MEHARFEY

ACCOUNT 0049-00-1/6 (cont)  
 TAXPAYER ID The PRM MEMORIAL TRUST 23-6234669

UNITS	SECURITY	ACQUIRED DATE	DISPOSED DATE	PROCEEDS	BASIS DISPOSED	GAIN/(LOSS)
2,188	MCGRAW HILL INC	04/04/97	05/08/01	144,079	80	88,776
5,322	MELLON FINANCIAL CORP	05/05/00	05/08/01	226,610	76	59,365
808	QUAKER OATS CO	05/05/00	05/08/01	79,264	80	23,607
1	TARGET CORP	07/30/96	05/08/01	38	50	30
9,831	TARGET CORP	07/30/96	05/08/01	378,493	50	303,828
5,161	UNITED TECHNOLOGIES CORP	07/31/98	05/08/01	398,016	32	147,952
20,934	VERIZON COMMUNICATIONS	04/16/99	05/08/01	1,163,930	40	51,794
2,000	LYCO INTERNATIONAL LTD	12/07/98	05/08/01	105,560	00	37,617
33,315	LYCO INTERNATIONAL LTD	12/07/98	05/08/01	1,758,365	70	626,611
10,800	WELLS FARGO CO	05/01/00	05/11/01	499,138	81	51,640
121,424	BLACKSTONE REAL ESTATE PARTNERS II L P	07/18/97	05/14/01	187,937	59	66,513
491,910	BLACKSTONE REAL ESTATE PARTNERS II L P	07/29/97	05/14/01	761,368	28	269,458
188,136	BLACKSTONE REAL ESTATE PARTNERS II L P	07/30/97	05/14/01	291,193	07	103,057
170,000	TRIZEC HAHN CORP	07/25/94	05/14/01	2,839,398	01	126,198
18,732	ANHEUSER BUSCH COS INC	02/12/99	05/15/01	790,222	35	110,684
19,300	ANHEUSER BUSCH COS INC	02/12/99	05/15/01	814,183	83	114,040
15,400	KIMBERLY CLARK CORP	04/23/99	05/15/01	911,572	54	5,234
21,842	TRIZEC HAHN CORP	07/25/94	05/15/01	366,230	03	17,631
27,758	TRIZEC HAHN CORP	07/25/94	05/15/01	465,425	02	22,407
500	AMLI RESIDENTIAL PROPERTIES	12/21/95	05/16/01	11,398	12	1,456
600	ARDEN REALTY GROUP INC	10/03/96	05/16/01	14,456	34	2,456
13,600	BANCWEST CORPORATION	11/25/96	05/16/01	467,008	40	245,029
12,100	BANCWEST CORPORATION	11/26/96	05/16/01	415,500	12	218,875
1,000	BEDFORD PROPERTY INVESTORS	10/25/96	05/16/01	18,723	47	4,153
500	BRANDYWINE REALTY TRUST	03/25/99	05/16/01	9,544	68	1,139
10,300	EQUITABLE RESOURCES INC	04/20/99	05/16/01	819,760	98	560,701
3,927	GLIMCHER REALTY TRUST	11/09/98	05/16/01	60,261	72	2,883
7,860	GLIMCHER REALTY TRUST	11/10/98	05/16/01	120,615	52	10,095
1,023	GLIMCHER REALTY TRUST	04/27/99	05/16/01	15,698	43	1,534
7,020	HARMAN INTERNATIONAL INDS INC	07/10/98	05/16/01	252,290	38	109,860
9,100	HERCULES INC	03/16/00	05/16/01	115,667	13	37,256
9,400	HERCULES INC	02/22/00	05/16/01	119,480	34	51,578

CONFIDENTIAL



01/01/2001 TO 12/31/2001

ACCOUNT 0049-00-1/6 (cont )  
The PEW MEMORIAL TRUST  
TAXPAYER ID 23-62334669

ADMINISTRATOR JULIUS J GIBSIELKA  
INV OFFICER STEVE LEHMAN  
TAX OFFICER FRANCIS MEHARFFEY

UNITS	SECURITY	DATE ACQUIRED	DATE DISPOSED	PROCEEDS	BASIS DISPOSED	GAIN/(LOSS)
2,700	HERCULES INC	04/26/00	05/16/01	34,318 82	43,699 50	9,380 68-
1,000	HERCULES INC	04/25/00	05/16/01	12,710 67	16,043 90	3,333 23-
6,730	ISTAR FINANCIAL INC	02/13/96	05/16/01	167,364 12	173,475 99	6,111 87-
10,970	ISTAR FINANCIAL INC	05/09/96	05/16/01	272,806 00	275,720 93	2,914 93-
13,593	JACK IN THE BOX INC	11/05/98	05/16/01	335,599 95	240,933 21	94,666 74
3,507	JACK IN THE BOX INC	11/04/98	05/16/01	86,584 93	58,681 58	27,903 35
6,100	MDU RESOURCES GROUP INC	03/31/99	05/16/01	233,911 33	139,827 86	94,083 47
1,200	METRIS COMPANIES INC	02/20/97	05/16/01	34,350 05	12,648 45	21,701 60
2,700	REYNOLDS & REYNOLDS CO - CL A	09/24/98	05/16/01	59,345 91	42,676 20	16,669 71
6,580	RUBY TUESDAY INC	05/11/99	05/16/01	107,842 59	64,633 04	43,209 55
83,200	SCI SYSTEMS INC	11/02/99	05/16/01	2,032,316 71	2,169,111 36	136,794 65-
15,800	SYMANTEC CORP	11/20/96	05/16/01	1,012,814 17	223,922 34	788,891 83
434	COPART INC	12/16/98	05/16/01	9,439 17	2,677 24	6,761 93
114,484	TRIZEC HAHN CORP	07/25/94	05/16/01	1,929,013 76	1,827,164 64	101,849 12
27,758	TRIZEC HAHN CORP	07/25/94	05/16/01	467,712 21	443,017 68	24,694 53
33,220	AVNET INC	11/04/99	05/16/01	824,413 13	887,434 10	63,020 97-
1,179	REGENCY CENTERS CORP	01/27/97	05/17/01	28,224.32	26,029 43	2,194 89
56,092	REGENCY CENTERS CORP	01/27/97	05/17/01	1,342,797 60	1,238,373 87	104,423 73
60,325	ABRY BROADCAST PARTNERS III LP	10/26/98	05/17/01	60,325 00	60,325 00	0 00
5,250	CENTRA SOFTWARE INC	04/21/99	05/18/01	58,588 05	17,482 50	41,105 55
9,913,000	US TREASURY N/B DTD	03/02/00	05/21/01	10,236,721 41	9,631,099 03	605,622 38
762,000	U S TREASURY BONDS DTD	06/16/98	05/21/01	784,502 81	812,482 50	27,979 69-
24,018 8637	REGENCY CENTERS CORP	01/27/97	05/22/01	574,992 38	530,277 63	44,714 75
1,564 2099	REGENCY CENTERS CORP	05/15/97	05/22/01	37,445 93	34,533 92	2,912 01
9,225 0627	REGENCY CENTERS CORP	05/15/97	05/22/01	220,840 62	203,666 77	17,173 85
22,462 8637	REGENCY CENTERS CORP	01/09/97	05/22/01	537,742 99	495,924 96	41,818 03
8,591	REGENCY CENTERS CORP	01/09/97	05/22/01	207,809 34	189,668 22	18,141 12
16,196	BLACKSTONE REAL ESTATE ADVISORS III LP	10/20/99	05/22/01	16,196 00	16,196 00	0 00
78,510	BLACKSTONE REAL ESTATE ADVISORS III LP	10/21/99	05/22/01	78,510 00	78,510 00	0 00

CONFIDENTIAL

ACCOUNT 0049-00-1/6 (cont )  
 The FWM MEMORIAL TRUST  
 TAXPAYER ID 23-6234669  
 ADMINISTRATOR JULIUS J CIESIELKA  
 INV OFFICER STEVE LEHMAN  
 TAX OFFICER FRANCIS MEHAFFEY

UNITS SECURITY DATE DATE ACQUIRED DISPOSED PROCEEDS BASIS DISPOSED GAIN/(LOSS)

5,000,000	GEN BLEC CAP CORP SER	03/30/99	05/20/01	5,021,150	00	5,027,400	00	6,250	00-
	MTNI DTD 8/27/1998 5 77%								
	8/27/2001								
14,317	REGENCY CENTERS CORP	01/09/97	05/23/01	342,737	51	316,084	25	26,653	26
3,800	HCA - THE HEALTHCARE COMPANY	05/05/00	05/23/01	137,819	49	107,340	50	30,478	99
42,622	HCA - THE HEALTHCARE COMPANY	01/24/00	05/23/01	1,545,826	96	1,241,442	47	304,384	49
22,236	BLACKSTONE REAL ESTATE PARTNERS II L P	07/30/97	05/23/01	58,230	38	22,236	00	35,994	38
92,219	DLJ REAL ESTATE CAPITAL PARTNERS II L P	12/14/99	05/23/01	92,219	00	92,219	00	0	00
107,776	DLJ REAL ESTATE CAPITAL PARTNERS II L P	12/22/99	05/23/01	107,776	00	107,776	00	0	00
28,496	1363 REGENCY CENTERS CORP	01/09/97	05/24/01	682,214	59	629,124	82	53,089	77
22,462,863	7 REGENCY CENTERS CORP	01/09/97	05/24/01	537,774	43	495,924	95	41,849	48
21,800	SUN MICROSYSTEMS INC	05/12/00	05/29/01	406,140	07	861,781	25	455,641	18-
6,400	SUN MICROSYSTEMS INC	05/01/00	05/29/01	119,233	78	293,600	00	174,366	22-
187,279	93 TL VENTURES III L.P	12/03/99	05/30/01	106,238	87	187,279	93	81,041	06-
10,210	ARQULE INC	12/15/99	05/30/01	174,152	27	48,928	36	125,223	91
238	ARQULE INC	12/15/98	05/30/01	4,059	57	394	82	3,664	75
684,444	44 YARMOUTH CAPITAL PARTNERS L P II	01/15/97	05/31/01	684,444	44	684,444	44	0	00
3,563	K/B OPPORTUNITY FUND II L P	04/26/95	05/31/01	3,563	00	3,563	00	0	00
170,900	TRANSWESTERN OFFICE PARTNERS II	04/09/98	05/31/01	349,428	21	170,900	00	178,528	21
2,665	ARQULE INC	12/15/98	05/31/01	45,143	59	4,420	97	40,722	62
1,023	ARQULE INC	11/03/98	05/31/01	17,329	04	1,697	01	15,632	03
1,966	ARQULE INC	12/15/98	05/31/01	33,302	92	3,261	39	30,041	53
978	HUMAN GENOME SCIENCES INC	12/31/99	06/01/01	65,269	55	5,085	60	60,183	95
6,876	UNITED TECHNOLOGIES CORP	07/31/98	06/01/01	564,988	92	333,160	42	231,828	50
124	UNITED TECHNOLOGIES CORP	07/31/98	06/01/01	10,188	86	6,008	13	4,180	73
5,825	UNITED TECHNOLOGIES CORP	05/22/00	06/01/01	486,242	53	360,771	37	125,471	16

CONFIDENTIAL

01/01/2001 TO 12/31/2001

ACCOUNT 0049-00-1/6 (cont )  
 The F.W. MEMORIAL TRUST  
 TAXPAYER ID 23-6234669  
 ADMINISTRATOR JULIUS J CIESIELKA  
 INV OFFICER STEVE LEHMAN  
 TAX OFFICER FRANCIS MEHAFFEY

UNITS	SECURITY	DATE ACQUIRED	DATE DISPOSED	PROCEEDS	BASIS DISPOSED	GAIN/(LOSS)
350	UNITED TECHNOLOGIES CORP	03/12/99	06/01/01	29,216 29	22,465 19	6,751 10
800	UNITED TECHNOLOGIES CORP	04/09/99	06/01/01	66,780 09	53,016 00	13,764 09
2,100	UNITED TECHNOLOGIES CORP	05/03/00	06/01/01	175,297 73	129,757 95	45,539 78
1,966	ARQLE INC	11/03/98	06/01/01	33,302 92	3,261 31	30,041 61
722,362 06	APOLLO REAL ESTATE ADVISORS III L P	05/01/98	06/04/01	930,759 00	722,362 06	208,396 94
3,060	ARQLE INC	11/03/98	06/04/01	51,834 67	5,076 09	46,758 58
628	ARQLE INC	03/10/99	06/04/01	10,637 96	0 00	10,637 96
1,966	ARQLE INC	11/03/98	06/04/01	33,302 93	3,261 30	30,041 63
983	ARQLE INC	11/03/98	06/04/01	16,651 46	1,630 65	15,020 81
7,998	INTEL CORP	06/18/99	06/04/01	226,823 28	15,276 18	211,547 10
135,219 77	CHARTERHOUSE EQUITY PARTNERS III L P	11/16/99	06/07/01	135,219 77	135,219 77	0 00
7,491 03	CHARTERHOUSE EQUITY PARTNERS III L P	05/25/00	06/07/01	7,491 03	7,491 03	0 00
10,000	AMERICAN INTERNATIONAL GROUP INC	12/16/99	06/08/01	807,434 99	720,932 67	86,502 32
13,399	LIVEMORLD INC	11/30/96	06/11/01	2,009 77	47,486 06	45,476 29-
24,838	LIVEMORLD INC	08/31/98	06/11/01	3,725 55	88,025 87	84,300 32-
4,800	NORTEL NETWORKS CORP	05/03/00	06/15/01	42,430 57	273,144 00	230,713 43-
6,975	NORTEL NETWORKS CORP	05/22/00	06/15/01	61,656 93	351,348 19	289,691 26-
1,075	NORTEL NETWORKS CORP	03/09/00	06/15/01	9,502 68	64,700 22	55,197 54-
10,282	ELECTRONICS NY SHR KONINKLIJKE PHILIPS	05/01/00	06/15/01	254,740 37	479,344 72	224,604 35-
11,640	ELECTRONICS NY SHR KONINKLIJKE PHILIPS	05/12/00	06/15/01	288,385 33	525,998 40	237,613 07-
1,425,814	BLACKSTONE REAL ESTATE PARTNERS II L.P.	07/30/97	06/15/01	2,297,842 34	1,425,814 00	872,028 34
182,526	BLACKSTONE REAL ESTATE PARTNERS II L.P.	01/14/97	06/15/01	294,158 96	182,526 00	111,632 96
86,854	BLACKSTONE REAL ESTATE PARTNERS II L.P.	09/03/97	06/15/01	139,973 94	86,854 00	53,119 94
41,231	BLACKSTONE REAL ESTATE PARTNERS II L.P.	10/08/97	06/15/01	66,447 89	41,231 00	25,216 89
9,100	DIGITAL INSIGHT PARTNERS II L P.	02/27/98	06/15/01	179,676 24	35,490 00	144,186 24

CONFIDENTIAL

01/01/2001 TO 12/31/2001

ACCOUNT 0049-00-1/6 (cont )  
 The PEM MEMORIAL TRUST  
 TAXPAYER ID 23-6234669  
 ADMINISTRATOR JULIUS J CIESIELKA  
 INV OFFICER STEVE LEHMAN  
 TAX OFFICER FRANCIS MEHAFFEY

-----  
 UNITS SECURITY DATE ACQUIRED DATE DISPOSED PROCEEDS BASIS DISPOSED GAIN/(LOSS)  
 -----  
 Disposal method is long

21,848	HARBOU WEST PARTNERS	08/22/94	06/19/01	203,718	00	21,848	00	181,870	00
13,875	IV-PARTNERSHP FD L	05/22/00	06/19/01	235,173	40	707,625	00	472,451	60
3,150	FED NAT'L MTG ASSN	05/22/00	06/19/01	258,730	78	191,945	25	66,785	53
22,519	HARBOURVEST PARTNERS	06/19/98	06/21/01	140,532	51	22,519	00	118,013	51
801	V-PRTSHP FD LP	10/19/98	06/21/01	4,998	74	801	00	4,197	74
2,480	SYMANTEC CORP	11/20/96	06/22/01	102,634	10	35,147	30	67,486	80
16,800	SYMANTEC CORP	04/14/99	06/22/01	695,263	29	237,896	40	457,366	89
4,275	HARBOURVEST INT'L PRIV EQ	07/28/98	06/25/01	20,997	05	4,275	00	16,722	05
5,100	SCHLUMBERGER LTD	05/05/00	06/26/01	275,167	94	397,304	28	122,136	34
4,000	SCHLUMBERGER LTD	05/01/00	06/26/01	215,817	99	303,622	00	87,804	01
400	WORLD COM INC-WORLD COM	05/12/00	06/26/01	5,484	90	16,194	53	10,709	63
3,868	CITIGROUP INC	05/01/00	06/26/01	200,632	52	179,391	37	21,241	15
167,440	HARBOUR EST INT'L PRIVATE	01/15/97	06/27/01	290,167	00	167,440	00	122,727	00
1,498	EQ PTNRS II	06/26/00	06/27/01	54,452	43	47,907	54	6,544	89
16	WORLDWIDE	05/12/00	06/27/01	264	95	655	47	390	52
106,784	DOUGLAS EMMETT REALTY	04/12/99	06/29/01	106,784	00	106,784	00	0	00
126,986	FUND 1998	06/23/98	06/29/01	413,279	45	126,986	00	286,293	45
523,716	APA EXCELSIOR IV L P	06/02/98	06/29/01	589,972	76	523,716	45	66,256	31
81,964	PARTNERS INC	09/17/98	06/29/01	92,333	41	81,964	00	10,369	41
63,568	DLJ REAL ESTATE CAPITAL	10/13/98	06/29/01	71,610	72	63,568	55	8,042	17
118,647	PARTNERS INC	02/08/00	06/29/01	118,647	98	118,647	98	0	00
1,597	VALUE ENHANCEMENT FUND	03/23/99	06/29/01	1,597	00	1,597	00	0	00
118,647	HICKS MUSE TATE & FURST	03/23/99	06/29/01	1,597	00	1,597	00	0	00
EQ FUND IV LP									

CONFIDENTIAL

01/01/2001 TO 12/31/2001

ADMINISTRATOR JULIUS J CIESIELKA  
 INV OFFICER STEVE LEHMAN  
 TAX OFFICER FRANCIS MEHAFFEY

ACCOUNT 0049-00-1/6 (cont )  
 The PEM MEMORIAL TRUST  
 TAXPAYER ID 23-6234669

UNITS	SECURITY	DATE ACQUIRED	DATE DISPOSED	PROCEEDS	BASIS DISPOSED	GAIN/(LOSS)
						-----
43,147 21	YARMOUTH CAPITAL PARTNERS LP I	04/27/95	06/29/01	43,147 21	43,147 21	0 00
99,648 36	ASIAN REALTY PARTNERS LP	06/24/99	06/29/01	145,359 29	99,648 36	45,710 93
1,976,000	US TREASURY N/B DTD 5/15/2000 6 75% 5/15/2005	06/19/00	06/28/01	2,107,141 55	2,021,231 88	85,909 67
152,626	OLYMPUS REAL ESTATE FUND II	05/19/98	06/28/01	152,626 00	152,626 00	0 00
10,736	OLYMPUS REAL ESTATE FUND II	04/17/98	06/28/01	10,736 00	10,736 00	0 00
272,701	OLYMPUS REAL ESTATE FUND II	05/29/98	06/28/01	272,701 00	272,701 00	0 00
618	RADWARE LTD AMERICAN INTERNATIONAL GROUP INC	06/30/99	07/03/01	10,666 32	3,541 14	7,125 18
16,496		12/16/99	07/03/01	1,428,306 36	1,189,250 52	239,055 84
3,600	FLEETBOSTON FINANCIAL CORPORATION	07/16/98	07/09/01	138,262 74	157,072 14	18,809 40-
13,700	LEXINGTON CORP PROPERTIES TRUST REIT	07/24/91	07/11/01	208,096 03	196,137 38	11,958 65
125,411 56	NATURAL GAS PARTNERS VI LP	05/09/00	06/06/01	147,438 93	125,411 56	22,027 37
174,523 14	WESTBROOK REAL EST FD II LP MANAGEMENT	03/13/98	07/12/01	174,523 14	174,523 14	0 00
3,700	UNITED PARCEL SERVICE - CL B	05/01/00	07/16/01	215,665 78	242,525 75	26,859 97-
74,400	MELTON FINANCIAL CORP	05/05/00	07/16/01	3,168,032 19	2,338,042 32	829,989 87
12,200	MELTON FINANCIAL CORP	05/08/00	07/16/01	519,489 15	396,223 06	123,266 09
12,300	MELTON FINANCIAL CORP	05/01/00	07/16/01	523,747 25	415,863 00	107,884 25
1,000	TRANSOCEAN SEDCO FOREX INC	07/12/00	07/17/01	34,011 76	52,185 00	18,173 24-
4,500	TRANSOCEAN SEDCO FOREX INC	05/12/00	07/17/01	153,052 94	227,238 76	74,185 82-
5,700	TRANSOCEAN SEDCO FOREX INC	05/01/00	07/17/01	193,867 05	271,620 96	77,753 91-

CONFIDENTIAL

01/01/2001 TO 12/31/2001

ADMINISTRATOR JULIUS J CIESIELKA  
 INV OFFICER STEVE LEHMAN  
 TAX OFFICER FRANCIS MEHAFFEY

ACCOUNT 0049-00-1/6 (cont )  
 The PEM MEMORIAL TRUST  
 TAXPAYER ID 23-6234669

UNITS	SECURITY	ACQUIRED DATE	DISPOSED DATE	PROCEEDS	BASIS DISPOSED	GAIN/(LOSS)
-------	----------	---------------	---------------	----------	----------------	-------------

4,575	KIMBERLY CLARK CORP	05/22/00	07/19/01	257,763	276,759	18,995
1,425	KIMBERLY CLARK CORP	02/05/99	07/19/01	80,287	67,477	12,809
2,850	KIMBERLY CLARK CORP	05/02/00	07/19/01	160,574	165,471	4,896
4,000	KIMBERLY CLARK CORP	05/05/00	07/19/01	225,344	235,543	10,199
25,452	KIMBERLY CLARK CORP	04/23/99	07/19/01	1,433,866	1,515,231	81,364
23,400	LEXINGTON CORP PROPERTIES TRUST REIT	07/24/91	07/20/01	358,731	335,008	23,722
2,925	AMERICAN INTERNATIONAL GROUP INC	05/22/00	07/23/01	244,638	228,145	16,493
700	LEXINGTON CORP PROPERTIES TRUST REIT	07/24/91	07/25/01	10,632	10,021	611
7,900	LEXINGTON CORP PROPERTIES TRUST REIT	07/24/91	07/26/01	119,996	113,101	6,895
15,491	EQUITY RESIDENTIAL PROPS TR	08/05/99	07/27/01	876,717	634,475	242,242

325	ALTREL CORP	05/02/00	07/27/01	20,103	21,164	1,061
430	A T & T WIRELESS GROUP	04/26/00	07/27/01	8,233	8,685	461
825	A T & T WIRELESS GROUP	05/02/00	07/27/01	15,393	26,501	11,107
1,250	MYETH	05/22/00	07/27/01	74,710	71,871	2,838
1,750	CISCO SYSTEMS	05/22/00	07/27/01	33,546	89,250	55,703
1,375	EXXON MOBIL CORPORATION	05/22/00	07/27/01	58,832	57,724	1,108
25	FED NAT'L MTG ASSN	05/22/00	07/27/01	2,047	1,523	524
1,800	GENERAL ELECTRIC CO	07/18/00	07/27/01	79,629	94,819	15,190
225	GENERAL ELECTRIC CO	06/08/00	07/27/01	9,953	11,418	1,464
650	INTEL CORP	05/02/00	07/27/01	19,271	39,507	20,235
1,025	MERCK & CO INC	05/22/00	07/27/01	67,231	73,981	6,750
75	SCHLUMBERGER LTD	05/03/00	07/27/01	4,192	5,759	1,567
25	SCHLUMBERGER LTD	07/19/00	07/27/01	1,397	1,892	494
475	SUN MICROSYSTEMS INC	07/18/00	07/27/01	7,794	22,710	14,916
150	TEXAS INSTRUMENTS INC	05/03/00	07/27/01	5,294	11,770	6,475
1,225	TEXAS INSTRUMENTS INC	07/18/00	07/27/01	43,241	86,742	43,501
375	LYCO INTERNATIONAL LTD	05/03/00	07/27/01	19,983	18,278	1,704
1,275	UNITED TECHNOLOGIES CORP	05/03/00	07/27/01	92,752	78,781	13,970
16,909	EQUITY RESIDENTIAL PROPS TR	08/05/99	07/30/01	954,839	692,553	262,285

CONFIDENTIAL

01/01/2001 TO 12/31/2001

ADMINISTRATOR JULIUS J CIESIELKA  
 INV OFFICER STEVE LEHMAN  
 TAX OFFICER FRANCIS MEHAFFEY

ACCOUNT 0049-00-1/6 (cont )  
 The FWM MEMORIAL TRUST  
 TAXPAYER ID 23-6234669

UNITS	SECURITY	DATE ACQUIRED	DATE DISPOSED	PROCEEDS	BASIS DISPOSED	GAIN/(LOSS)
-------	----------	---------------	---------------	----------	----------------	-------------

990	INTERNAP NETWORK SERVICES	03/25/00	08/01/01	1,930 44	6,068 70	4,138 26-
1,299,198	COLONYINVESTOR III L P	08/31/98	08/01/01	2,246,888 31	1,299,198 00	947,690 31
689,439	COLONYINVESTOR III L P	09/14/98	08/01/01	1,192,345 14	689,439 00	502,906 14
15,150	SYSCO CORP	05/03/00	08/01/01	392,553 67	296,771 08	95,782 59
7,550	SYSCO CORP	12/23/99	08/01/01	195,629 05	136,685 96	58,943 09
21,450	SYSCO CORP	07/19/00	08/01/01	555,793 81	426,318 75	129,475 06
3,900	SYSCO CORP	07/31/00	08/01/01	101,053 42	77,553 84	23,499 58
65,900	SYSCO CORP	05/05/00	08/01/01	1,707,543 68	1,279,837 31	427,706 37
1,625	QUAKER OATS CO	11/10/99	08/01/01	163,535 68	109,958 55	53,577 13
4,375	QUAKER OATS CO	05/22/00	08/01/01	440,288 37	303,975 44	136,312 93
4,475	QUAKER OATS CO	07/31/00	08/01/01	450,352 10	303,688 27	146,663 83
28,400	QUAKER OATS CO	05/05/00	08/01/01	2,858,100 51	1,956,260 16	901,840 35
5,575	TYCO INTERNATIONAL LTD	05/03/00	08/02/01	296,268 47	271,734 42	24,534 05
75	TYCO INTERNATIONAL LTD	01/18/00	08/02/01	3,985 67	2,840 44	1,145 23
2,900	TYCO INTERNATIONAL LTD	12/31/98	08/02/01	154,112 75	107,749 50	46,363 25
9,375	TYCO INTERNATIONAL LTD	05/22/00	08/02/01	498,209 30	432,398 43	65,810 87
46,476	TYCO INTERNATIONAL LTD	12/04/98	08/02/01	2,469,842 72	1,559,525 42	910,317 30
33,728	MCGRAW HILL INC	04/04/97	08/02/01	2,024,573 59	852,505 54	1,172,068 05
10,836	DUKE ENERGY CORP	05/09/00	08/02/01	433,774 41	318,264 70	115,509 71
2,830	DUKE ENERGY CORP	05/05/00	08/02/01	113,287 34	81,882 94	31,404 40
1,411	DUKE ENERGY CORP	05/05/00	08/02/01	56,483 54	40,825 73	15,657 81
63,517 21	DOUGHTY HANSON & CO	03/13/00	08/02/01	63,517 21	63,517 21	0 00
29,353	DUKE ENERGY CORP	05/05/00	08/03/01	1,162,674 54	849,296 77	313,377 77
370,000	ENMA #73931 DTD 1/1/1997	01/28/98	08/14/01	370,202 71	365,529 86	4,672 85
2,954,500	ENMA #73931 DTD 1/1/1997	12/23/96	08/14/01	2,956,118 70	2,823,066 17	133,052 53
1,100,000	ENMA #73931 DTD 1/1/1997	05/21/98	08/14/01	1,100,602 66	1,086,382 28	14,220 38
100,000	ENMA #73931 DTD 1/1/1997	04/23/97	08/14/01	100,054 79	93,392 37	6,662 42
355,000	ENMA #73931 DTD 1/1/1997	06/19/98	08/14/01	355,194 50	350,605 21	4,589 29
16,195	NISOURCE INC	05/01/00	08/15/01	406,764 30	338,399 29	68,365 01
552 5	ZIMMER HOLDINGS INC	05/02/00	08/15/01	15,436 34	13,737 24	1,699 10
507 5	ZIMMER HOLDINGS INC	05/22/00	08/15/01	14,179 07	14,132 65	46 42

CONFIDENTIAL

FEDERAL SCHEDULE D CHRONOLOGICALLY

01/01/2001 TO 12/31/2001

ADMINISTRATOR JULIUS J CIESIELKA  
 INV OFFICER STEVE LEHMAN  
 TAX OFFICER FRANCIS MEHAFFEY

ACCOUNT 0049-00-1/6 (cont )  
 The PEM MEMORIAL TRUST  
 TAXPAYER ID 23-6234669

UNITS	SECURITY	ACQUIRED DATE	DISPOSED DATE	PROCEEDS	BASIS DISPOSED	GAIN/(LOSS)
-------	----------	---------------	---------------	----------	----------------	-------------

497 5	ZIMMER HOLDINGS INC	07/18/00	08/15/01	13,899 68	12,699 61	1,200 07
477 5	ZIMMER HOLDINGS INC	07/31/00	08/15/01	13,340 90	11,943 37	1,396 53
475	ZIMMER HOLDINGS INC	08/09/00	08/15/01	13,271 05	11,924 82	1,346 23
32,395	COLONYINVESTOR III L P	09/14/98	08/16/01	116,594 00	32,395 00	84,199 00
353,737	J H WHITNEY IV LP	01/12/00	08/16/01	353,737 00	353,737 00	0 00
445,545	HICKS MUSE TATE & FURST EQ FUND IV LP	03/23/99	08/20/01	1,227,928 01	445,545 00	782,383 01
122,502	BLACKSTONE REAL ESTATE ADVISORS III LP	10/21/99	08/20/01	122,502 00	122,502 00	0 00
56,705	BLACKSTONE REAL ESTATE PARTNERS II L P	10/08/97	08/21/01	91,489 15	56,705 00	34,784 15
10,901	BLACKSTONE REAL ESTATE PARTNERS II L P	10/21/97	08/21/01	17,587 92	10,901 00	6,686 92
19,459	CROWN CASTLE INTL CORP V F CORP	02/24/97	08/22/01	146,869 63	81,727 80	65,141 83
6,025	V F CORP	07/18/00	08/22/01	205,174 52	157,640 51	47,534 01
775	V F CORP	06/01/00	08/22/01	26,391 74	23,241 63	3,150 11
6,100	V F CORP	07/31/00	08/22/01	207,728 55	135,550 54	72,178 01
6,800	V F CORP	08/09/00	08/22/01	231,566 26	161,475 52	70,090 74
470,966	COLONYINVESTOR III L P	09/14/98	08/23/01	702,108 55	470,966 00	231,142 55
242,284	COLONYINVESTOR III L P	12/28/98	08/23/01	361,193 09	242,284 00	118,909 09
541,845	DLJ REAL ESTATE CAPITAL PARTNERS INC	10/13/98	08/23/01	541,845 00	541,845 00	0 00
7,300	ALLTEL CORP CORPORATION	09/03/98	07/18/01	467,110 61	319,677 22	147,433 39
11,400	FLEETBOSTON FINANCIAL	05/01/00	07/18/01	420,087 37	411,337 08	8,750 29
200,993.12	APOLLO REAL ESTATE MANAGEMENT IV LP	01/20/00	07/18/01	300,838 73	200,993 12	99,845 61
1,800	LEXINGTON CORP PROPERTIES TRUST REIT	07/24/91	07/18/01	27,341 08	25,769 87	1,571 21
15,812	INTERNATIONAL BUSINESS MACHINES CORP	10/27/98	08/24/01	1,661,562 75	1,150,135 63	511,427 12
16,600	MELTON FINANCIAL CORP	06/01/00	08/24/01	607,597 79	660,846.00	53,248 21-
8,125	MELTON FINANCIAL CORP	07/19/00	08/24/01	297,393 50	301,132 81	3,739 31-
7,675	MELTON FINANCIAL CORP	07/31/00	08/24/01	280,922 47	289,983 76	9,061 29-
12,833 3333	CITIGROUP INC	08/09/00	08/24/01	619,895 99	693,577 50	73,681 51-

CONFIDENTIAL



FEDERAL SCHEDULE D CHRONOLOGICALLY

01/01/2001 TO 12/31/2001

ADMINISTRATOR JULIUS J CIESIELKA  
 INV OFFICER STEVE LEHMAN  
 TAX OFFICER FRANCIS MEHAFFEY

ACCOUNT 0049-00-1/6 (cont )  
 The PWM MEMORIAL TRUST  
 TAXPAYER ID 23-6234669

UNITS GAIN/LOSS PERIOD IS LONG  
 DISPOSAL METHOD SALE  
 716 6667  
 CITIGROUP INC 08/24/01 34,617 57  
 COLONYINVESTOR III L P 08/24/01 413,000 97  
 PRIZER INC 08/28/01 271,273 91  
 KIMBERLY CLARK CORP 08/28/01 448,279 02  
 TYCO INTERNATIONAL LTD 08/28/01 200,747 28  
 EMERSON ELECTRIC CO 08/30/01 264,439 20  
 EMERSON ELECTRIC CO 08/30/01 39,024 35  
 KOLL BREN FUND V L P 08/30/01 315,581 00  
 WESTBROOK REAL EST FD II LP MANAGEMENT 08/30/01 32,324 31  
 32,324 31  
 315,581 00  
 32,324 31

UNITS	SECURITY	DATE ACQUIRED	DATE DISPOSED	PROCEEDS	BASIS DISPOSED	GAIN/(LOSS)
4,200	SAFEWAY STORES INC	07/18/00	09/04/01	187,201 60	191,877 00	4,675 40-
8,775	SAFEWAY STORES INC	06/01/00	09/04/01	391,117 63	406,044 69	14,927 06-
3,975	SAFEWAY STORES INC	07/31/00	09/04/01	177,172 95	180,727 74	3,554 79-
3,325	SAFEWAY STORES INC	08/09/00	09/04/01	148,201 27	159,425 44	11,224 17-
4,650	SCHLUMBERGER LTD	05/22/00	09/04/01	233,638 42	350,103 61	116,465 19-
4,375	SCHLUMBERGER LTD	07/19/00	09/04/01	219,821 09	331,132 81	111,311 72-
2,375	SCHLUMBERGER LTD	07/28/99	09/04/01	119,331 45	127,520 78	8,189 33-
4,225	SCHLUMBERGER LTD	07/31/00	09/04/01	212,284 37	311,213 50	98,929 13-
600	SCHLUMBERGER LTD	07/19/00	09/04/01	30,146 89	45,412 50	15,265 61-
3,975	FED NAT'L MTG ASSN	05/03/00	09/04/01	303,566 17	225,145 58	78,420 59
775	FED NAT'L MTG ASSN	05/22/00	09/04/01	59,185 86	47,224 62	11,961 24
1,975	FED NAT'L MTG ASSN	02/04/00	09/04/01	150,828 48	119,852 88	30,975 60
3,400	FED NAT'L MTG ASSN	08/09/00	09/04/01	259,654 09	188,904 00	70,750 09
450	MACHINES CORP INTERNATIONAL BUSINESS	07/31/00	09/04/01	45,759 33	50,523 66	4,764 33-
2,275	MACHINES CORP INTERNATIONAL BUSINESS	05/03/00	09/04/01	231,338 84	251,524 00	20,185 16-
6,100	MERCK & CO INC	07/31/00	09/05/01	407,144 32	430,416 00	23,271 68-
6,300	MERCK & CO INC	08/09/00	09/05/01	420,493 32	458,300 43	37,807 11-
800	MERCK & CO INC	05/12/00	09/05/01	53,395 98	54,698 00	1,302 02-
900	HOUSEHOLD INTERNATIONAL INC	03/11/99	09/05/01	50,843 89	41,241 15	9,602 74
625	HOUSEHOLD INTERNATIONAL INC	04/09/99	09/05/01	35,308 26	31,157 81	4,150 45

CONFIDENTIAL

01/01/2001 TO 12/31/2001

ACCOUNT 0049-00-1/6 (cont )  
 TAXPAYER ID 23-6234669  
 ADMINISTRATOR JULIUS J CIESIELKA  
 INV OFFICER STEVE LEHMAN  
 TAX OFFICER FRANCIS MBHARFEY

UNITS	SECURITY	DATE ACQUIRED	DATE DISPOSED	PROCEEDS	BASIS DISPOSED	GAIN/(LOSS)
4,275	HOUSEHOLD INTERNATIONAL INC	08/09/00	09/05/01	241,508 48	208,417 79	33,090 69
3,805	HOUSEHOLD INTERNATIONAL INC	07/31/00	09/05/01	214,956 67	169,585 81	45,370 86
9,848	HOUSEHOLD INTERNATIONAL INC	03/11/99	09/05/01	556,345 15	451,269 83	105,075 32
1,000	HOUSEHOLD INTERNATIONAL INC	03/11/99	09/05/01	56,493 21	45,823 50	10,669 71
3,050	HOUSEHOLD INTERNATIONAL INC	05/03/00	09/05/01	173,469 97	126,948 62	46,521 35
4,875	HOUSEHOLD INTERNATIONAL INC	05/22/00	09/05/01	277,267 57	203,823 75	73,443 82
4,400	HOUSEHOLD INTERNATIONAL INC	07/19/00	09/05/01	250,251 75	191,124 99	59,126 76
420	HOUSEHOLD INTERNATIONAL INC	07/31/00	09/05/01	23,887 67	18,719 06	5,168 61
2,300	HOUSEHOLD INTERNATIONAL INC	05/05/00	09/05/01	130,813 42	91,850 50	38,962 92
25,783	HOUSEHOLD INTERNATIONAL INC	03/11/99	09/05/01	1,466,418 42	1,181,467 30	284,951 12
1,675	HARBOR EST INT'L PRIVATE EQ PTNRS II	01/15/97	09/11/01	2,603 59	1,675 00	928 59
152,535	HARBOR EST INT'L PRIVATE EQ PTNRS II	02/03/97	09/11/01	237,098 11	152,535 00	84,563 11
2,111,987 06	VALUE ENHANCEMENT FUND III	02/08/00	09/13/01	2,373,019.16	2,111,987 06	261,032 10
4,300	HCA - THE HEALTHCARE COMPANY	07/19/00	09/17/01	192,590 55	134,912 50	57,678 05
4,125	AMHEUSER BUSCH COS INC	07/19/00	09/17/01	179,639 80	168,222 66	11,417 14
175	AMHEUSER BUSCH COS INC	07/31/00	09/17/01	7,621 08	7,099 48	521 60
12,800	AES CORP	07/12/00	09/18/01	318,990 93	643,357 44	324,366 51-
1,141	AES CORP	07/18/00	09/18/01	28,435 05	59,828 34	31,393 29-
5,159	AES CORP	07/19/00	09/18/01	128,568 30	270,525 06	141,956 76-
40	AES CORP	07/31/00	09/18/01	996 85	2,097 40	1,100 55-
6,460	AES CORP	07/31/00	09/18/01	160,990 74	343,577 68	182,586 94-
6,348	AES CORP	08/09/00	09/18/01	158,199 57	357,046 43	198,846 86-
8,352	AES CORP	08/09/00	09/18/01	208,141 58	474,619 94	266,478 36-

CONFIDENTIAL

01/01/2001 TO 12/31/2001

ACCOUNT 0049-00-1/6 (cont )  
 The PEW MEMORIAL TRUST  
 TAXPAYER ID 23-6234669  
 ADMINISTRATOR JULIUS J CIESIELKA  
 INV OFFICER STEVE LEHMAN  
 TAX OFFICER FRANCIS MEHAFFEY

UNITS SECURITY ACQUIRED DATE DISPOSED DATE PROCEEDS BASIS DISPOSED GAIN/(LOSS)

10,125	CITIGROUP INC	07/31/00	09/20/01	368,172	15	523,074	21	154,902	06-
134,995	OLYMPUS REAL ESTATE FUND	05/29/98	09/21/01	146,491	29	134,995	00	11,496	29
305,870	OLYMPUS REAL ESTATE FUND	06/10/98	09/21/01	331,918	16	305,870	00	26,048	16
390,129	APOLLO REAL ESTATE ADVISORS II L P	12/23/96	09/21/01	740,284	02	390,129	68	350,154	34
8,063,000	MORGAN ST DEAN WITTER DTD	12/20/99	09/21/01	8,427,608	86	8,061,226	14	366,382	72
90,617	WESTBROOK REAL ESTATE FUND III L P	03/30/99	09/21/01	154,439	91	90,617	00	63,822	91
434,891	WESTBROOK REAL ESTATE FUND III L P	04/07/99	09/21/01	741,192	16	434,891	54	306,300	62
46,002	HARBOUR EST INT'L PRIV EQ PTRNS II-DIR	12/16/96	09/24/01	199,583	73	46,002	00	153,581	73
9,800	EMC CORP	07/18/00	09/24/01	125,827	78	742,449	99	616,622	21-
16,400	EMC CORP	05/12/00	09/24/01	210,568	95	1,037,113	29	826,544	34-
3,600	EMC CORP	05/01/00	09/24/01	46,222	45	251,427	55	205,205	10-
10,100	EMC CORP	07/31/00	09/24/01	129,679	66	839,619	82	709,940	16-
6,300	EMC CORP	08/09/00	09/24/01	80,889	29	561,202	56	480,313	27-
35,851	MYETH	11/10/99	09/24/01	1,923,904	73	1,950,771	22	26,866	49-
111,243	TL VENTURES IV L P	07/27/99	09/25/01	93,279	28	111,243	36	17,964	08-
10,300	ALLTEL CORP	09/03/98	09/25/01	587,334	72	451,051	42	136,283	30
10,541	HARBOU WEST PARTNERS IV-PARTNERSHP FD L	08/22/94	09/26/01	52,929	09	10,541	00	42,388	09
21,916	HARBOU WEST PARTNERS IV-PARTNERSHP FD L	01/10/95	09/26/01	110,045	91	21,916	00	88,129	91
294,671	DOVER STREET IV LP	03/02/00	09/26/01	294,671	00	294,671	00	0	00
2,128	HICKS MUSE LATE & FURST EQ FUND IV LP	03/23/99	09/26/01	6,092	66	2,128	00	3,964	66
34,299	INFORMATION TECHNOLOGY VENTURES II LP	05/07/98	09/27/01	122,891	92	34,299	82	88,592	10
89,877	INFORMATION TECHNOLOGY VENTURES II LP	06/12/98	09/27/01	322,017	91	89,877	00	232,140	91

CONFIDENTIAL

01/01/2001 TO 12/31/2001

ADMINISTRATOR JULIUS J CIESIELKA  
 INV OFFICER STEVE LEHMAN  
 TAX OFFICER FRANCIS MEHAFFEY

ACCOUNT 0049-00-1/6 (cont )  
 The PEM MEMORIAL TRUST  
 TAXPAYER ID 23-6234669

UNITS	SECURITY	DATE ACQUIRED	DATE DISPOSED	PROCEEDS	BASIS DISPOSED	GAIN/LOSS
6,771 6	INFORMATION TECHNOLOGY VENTURES II LP	06/29/98	09/27/01	24,261 79	6,771 60	17,490 19
11,445	HARBORVEST INT'L PRIV EQ PART III PLSH	07/08/98	09/27/01	16,798 97	11,445 00	5,353 97
40,325	WORLDCOM INC-WORLDCOM GROUP	08/08/00	09/27/01	576,075 83	1,393,504 21	817,428 38-
102,327	APA EXCELSIOR IV L P	06/05/98	09/27/01	106,299 02	102,327 00	3,972 02
9,481	ABRY BROADCAST PARTNERS III L P	08/29/97	09/28/01	9,481 00	9,481 00	0 00
139,112	ABRY BROADCAST PARTNERS III L P	01/05/99	09/28/01	139,112 00	139,112 00	0 00
148,021	ABRY BROADCAST PARTNERS III L P	10/26/98	09/28/01	148,021 00	148,021 00	0 00
24,206	ABRY BROADCAST PARTNERS III L P	04/30/99	09/28/01	24,206 00	24,206 00	0 00
388,380	K/B OPPORTUNITY FUND II L P	04/26/95	09/28/01	553,729 67	388,380 00	165,349 67
106,745 68	VALUE ENHANCEMENT FUND II - LTC	12/11/96	09/28/01	106,745 68	106,745 68	0 00
49,315 99	VALUE ENHANCEMENT FUND II - LTC	02/19/97	09/28/01	49,315 99	49,315 99	0 00
120,439	DOUGLAS EMMETT REALTY FUND 1998	04/12/99	09/28/01	120,439 00	120,439 00	0 00
7,400	GPU INC	09/27/00	09/28/01	291,921 73	238,957 84	52,963 89
47,500	STARWOOD HOTELS & RESORTS WORLDWIDE	06/27/00	09/28/01	1,028,345 28	1,500,429 98	472,084 70-
5,550	PIZZER INC	07/31/00	09/28/01	220,160 54	240,894 97	20,734 43-
5,300	DUKE ENERGY CORP	07/31/00	09/28/01	198,582 18	165,264 87	33,317 31
271,068 65	ASLAN REALTY PARTNERS LP	06/24/99	09/28/01	322,090 78	271,088 65	51,002 13
7,040	LOCKHEED MARTIN CORP	09/26/00	10/03/01	319,747 50	215,074 82	104,672 68
6,286	TARGET CORP	07/30/96	10/03/01	217,280 89	47,741 54	169,539 35
5,575	EKKON MOBIL CORPORATION	05/22/00	10/04/01	227,762.91	234,047 14	6,284 23-
8,750	EKKON MOBIL CORPORATION	08/09/00	10/04/01	357,475 42	358,985 81	1,510 39-
6,220	JACK IN THE BOX INC	11/04/98	10/04/01	148,901 81	104,077 40	44,824 41
2,837	PIZZER INC	07/31/00	10/05/01	116,199 63	123,138 57	6,938 94-
6,738	PIZZER INC	05/03/00	10/05/01	275,979.25	286,957 70	10,978 45-

Gain/loss period is long disposal method sale

CONFIDENTIAL

FEDERAL SCHEDULE D CHRONOLOGICALLY

01/01/2001 TO 12/31/2001

ADMINISTRATOR JULIUS J CIESIELKA  
 INV OFFICER STEVE LEHMAN  
 TAX OFFICER FRANCIS MEHAFFEY

ACCOUNT 0049-00-1/6 (cont )  
 The PEW MEMORIAL TRUST  
 TAXPAYER ID 23-6234669

UNITS SECURITY ACQUIRED DATE DISPOSED DATE PROCEEDS BASIS DISPOSED GAIN/(LOSS)

UNITS	SECURITY	ACQUIRED DATE	DISPOSED DATE	PROCEEDS	BASIS DISPOSED	GAIN/(LOSS)
56 45	CYPRSS MERCHANT BANKING PARTNERS II	07/07/99	10/02/01	56 45	56 45	0 00
3,762 28	CYPRSS MERCHANT BANKING PARTNERS II	11/12/99	10/02/01	3,762 28	3,762 28	0 00
77,810	OCCIDENTAL PETROLEUM CORP	09/22/00	10/10/01	2,035,309 26	1,743,971 09	291,338 17
1,897	JACK IN THE BOX INC	09/30/98	10/11/01	45,412 66	29,376 00	16,036 66
4,103	JACK IN THE BOX INC	10/01/98	10/11/01	98,222 53	63,688 00	34,534 53
782	JACK IN THE BOX INC	11/04/98	10/11/01	18,720 45	13,084 97	5,635 48
3,220	JACK IN THE BOX INC	10/02/98	10/11/01	77,084 22	50,103 20	26,981 02
1,251	JACK IN THE BOX INC	09/29/98	10/11/01	29,947 94	18,380 32	11,567 62
21,790	OCCIDENTAL PETROLEUM CORP	09/22/00	10/11/01	570,066 10	488,383 63	81,682 47
15,000	NOKIA CORP	05/12/00	10/11/01	284,391 99	815,474 00	531,482 01-
13,100	NOKIA CORP	07/18/00	10/11/01	248,369 00	720,098 25-	472,098 25-
11,800	NOKIA CORP	05/01/00	10/11/01	223,721 70	696,908 00	473,186 30-
2,300	NOKIA CORP	07/31/00	10/11/01	43,606 77	102,669 24	59,062 47-
11,100	NOKIA CORP	08/09/00	10/11/01	210,450 07	446,747 25	236,297 18-
1,100	NOKIA CORP	09/20/00	10/11/01	20,855 41	47,572 25	26,716 84-
20,396	ALTEL CORP	09/03/98	10/12/01	1,236,884 27	893,169 40	343,714 87
174,000	INTERNATIONAL BK RECONDEVD DTD 3/17/1998 5 6254 3/17/2003	04/16/98	10/15/01	180,766 86	173,086 50	7,680 36
12,908	ALTEL CORP	09/03/98	10/15/01	773,882.28	565,259 39	208,622 89
1,529	JACK IN THE BOX INC	09/29/98	10/16/01	36,603 03	22,464 83	14,138 20
1,797	JACK IN THE BOX INC	10/19/98	10/16/01	43,018 73	24,816 57	18,202 16
900	ALTEL CORP	08/09/00	10/16/01	53,955 89	56,263 68	2,307 79-
5,050	ALTEL CORP	07/31/00	10/16/01	302,752 51	309,293.82	6,541 31-
9,953	ALTEL CORP	09/03/98	10/16/01	596,692 21	435,855 81	160,836 40
1,500	JOHNSON CONTROLS	05/01/00	10/16/01	109,137 25	94,901 10	14,236 15
4,656	JOHNSON CONTROLS	05/12/00	10/16/01	338,762 03	290,457 11	48,304 92
10,303	JACK IN THE BOX INC	10/19/98	10/17/01	247,086 51	142,284 43	104,802 08
3,844	JOHNSON CONTROLS	05/12/00	10/17/01	283,143 04	239,801 79	43,341 25
1,300	JOHNSON CONTROLS	08/09/00	10/17/01	95,755 97	74,754 29	21,001 68

CONFIDENTIAL

01/01/2001 TO 12/31/2001

ADMINISTRATOR JULIUS J CIESIELKA  
 INV OFFICER STEVE LEHMAN  
 TAX OFFICER FRANCIS MEHARFEY

ACCOUNT 0049-00-1/6 (cont)  
 The PRM MEMORIAL TRUST  
 TAXPAYER ID 23-6234669

UNITS	SECURITY	DATE ACQUIRED	DATE DISPOSED	PROCEEDS	BASIS DISPOSED	GAIN/(LOSS)
2,600	AMERICAN INTERNATIONAL GROUP INC	09/20/00	10/17/01	221,746 59	231,061 48	9,314 89-
4,000	MEDTRONIC INC	08/09/00	10/17/01	178,154 05	226,738 75	48,584 70-
7,000	SPRINT CORP (PCS GROUP)	07/18/00	10/17/01	184,374 51	453,232 50	268,857 99-
25,500	MYRTH	11/10/99	10/17/01	1,501,700 94	1,387,539 15	114,161 79
37,739	BRENTWOOD ASSOCIATES PRIVATE EQUITY III	10/07/99	10/19/01	37,739 00	37,739 00	0 00
2,525	TJX COS INC	12/31/98	10/18/01	89,639 80	72,429 63	17,210 17
7,775	TJX COS INC	05/22/00	10/18/01	276,019 59	159,368 06	116,651 53
2,825	TJX COS INC	05/03/00	10/18/01	100,290 07	51,549 18	48,740 89
5,400	ALLTEL CORP	05/22/00	10/18/01	324,531 84	324,999 00	467 16-
1,050	ALLTEL CORP	07/31/00	10/18/01	63,103 41	64,308 61	1,205 20-
900	ALLTEL CORP	12/31/98	10/18/01	54,088 64	53,829 00	259 64
471,923 82	WESTBROOK REAL EST FD II LP MANAGEMENT	03/13/98	10/18/01	471,923 82	471,923 82	0 00
8,000,000	FED NTL MTG ASSOC DTD 8/6/1999 6 5% 8/15/2004	01/28/00	10/24/01	8,638,125 00	7,797,160 24	840,964 76
6,200	TEXAS INSTRUMENTS INC	07/18/00	10/23/01	177,973 11	439,022 00	261,048 89-
6,800	TEXAS INSTRUMENTS INC	05/12/00	10/23/01	195,196 32	485,979 00	290,782 68-
5,800	TEXAS INSTRUMENTS INC	05/01/00	10/23/01	166,490 97	463,630 25	297,139 28-
6,600	TEXAS INSTRUMENTS INC	08/09/00	10/23/01	189,455 25	406,670 88	217,215 63-
2,800	TEXAS INSTRUMENTS INC	09/20/00	10/23/01	80,374 95	170,618 00	90,243 05-
4,937,000	MORGAN ST DEAN WITTER DTD 12/23/1999 7 125%	12/20/99	10/23/01	5,179,900 40	4,935,913 86	243,986 54
13,000	MORGAN ST DEAN WITTER DTD 12/23/1999 7 125%	03/15/00	10/23/01	13,639 60	12,897 43	742 17
50,000	MORGAN ST DEAN WITTER DTD 12/23/1999 7 125%	08/17/00	10/23/01	52,460 00	49,946 00	2,514 00
817,326 06	THE REALTY ASSOCIATES FUND IV	05/15/97	09/30/01	817,326 06	817,326 06	0 00
20,075	STARWOOD HOTELS & RESORTS WORLDWIDE	07/11/00	10/26/01	460,725 91	680,339 74	219,613 83-

CONFIDENTIAL

01/01/2001 TO 12/31/2001

ACCOUNT 0049-00-1/6 (cont )  
 The PEM MEMORIAL TRUST  
 TAXPAYER ID 23-6234669

ADMINISTRATOR JULIUS J CIESIELKA  
 INV OFFICER STEVE LEHMAN  
 TAX OFFICER FRANCIS MEHAFFEY

-----  
 UNITS SECURITY ACQUIRED DATE DISPOSED DATE PROCEEDS BASIS DISPOSED GAIN/(LOSS)  
 -----

UNITS	SECURITY	ACQUIRED DATE	DISPOSED DATE	PROCEEDS	BASIS DISPOSED	GAIN/(LOSS)
9,350	STARWOOD HOTELS & RESORTS	07/19/00	10/26/01	214,584	67	88,121
1,950	STARWOOD HOTELS & RESORTS	07/31/00	10/26/01	44,752	95	23,244
9,025	STARWOOD HOTELS & RESORTS	08/09/00	10/26/01	207,125	84	98,683
25,000	LEXINGTON CORP PROPERTIES	07/24/91	10/26/01	368,285	17	10,370
40,956	COLUMBIA CAPITAL EQUITY	07/21/99	10/25/01	55,615	37	14,658
40,000	LEXINGTON CORP PROPERTIES	07/24/91	10/29/01	577,628	66	4,964
12,112	WASHINGTON MUTUAL INC	10/12/00	10/29/01	372,469	05	64,869
25,945	DOUGLAS EMMETT REALTY	04/12/99	10/30/01	25,945	00	0
2,300	EMC CORP	11/10/99	10/30/01	27,882	42	59,780
7,050	AGILENT TECHNOLOGIES INC	09/14/00	10/30/01	155,638	34	240,906
2,400	AGILENT TECHNOLOGIES INC	10/26/00	10/30/01	52,983	27	53,762
4,450	MILLIPORE CORP	07/27/00	10/30/01	227,122	19	63,631
1,200	MILLIPORE CORP	07/31/00	10/30/01	61,246	43	15,025
1,500	MILLIPORE CORP	08/09/00	10/30/01	76,558	04	18,259
850	ALTLBL CORP	12/31/98	10/30/01	48,500	90	2,337
6,125	ALTLBL CORP	07/19/00	10/30/01	349,491	82	16,476
1,375	WALT DISNEY CO	05/22/00	10/30/01	25,230	40	30,612
6,875	WALT DISNEY CO	07/19/00	10/30/01	126,152	02	119,629
2,375	WALT DISNEY CO	03/09/00	10/30/01	43,579	79	39,963
6,600	WALT DISNEY CO.	07/31/00	10/30/01	121,105	94	131,996
189,100	TRANSWESTERN OFFICE	04/09/98	10/31/01	262,541	66	73,441
911,212.05	WALTON STREET REAL ESTATE	08/21/97	10/31/01	1,277,280	71	366,068
46,502	WALTON STREET REAL ESTATE	11/27/98	10/31/01	65,184	83	18,681
624,320	WALTON STREET REAL ESTATE	09/15/97	10/31/01	875,134	47	250,813
20,200	LEXINGTON CORP PROPERTIES	07/24/91	10/31/01	281,578	57	7,616
52,477	TRIZETTO GROUP INC	04/30/98	10/31/01	295,755	85	220,713

CONFIDENTIAL

Gain/loss period is long disposal method sale

01/01/2001 TO 12/31/2001

ADMINISTRATOR JULIUS J CIESIELKA  
 INV OFFICER STEVE LEHMAN  
 TAX OFFICER FRANCIS MEHAFFEY

ACCOUNT 0049-00-1/6 (cont )  
 The PEM MEMORIAL TRUST  
 TAXPAYER ID 23-6234669

UNITS	SECURITY	DATE ACQUIRED	DATE DISPOSED	PROCEEDS	BASIS DISPOSED	GAIN/(LOSS)
-------	----------	---------------	---------------	----------	----------------	-------------

Gain/loss period is long disposal method sale

2,100	LEXINGTON CORP PROPERTIES TRUST REIT	07/24/91	11/01/01	29,273 02	30,064 85	791 83-
3,100	LEXINGTON CORP PROPERTIES TRUST REIT	07/24/91	11/02/01	43,212 55	44,381 45	1,168 90-
16,200	LEXINGTON CORP PROPERTIES TRUST REIT	07/24/91	11/05/01	226,406 86	231,928 88	5,522 02-
57,500	LEXINGTON CORP PROPERTIES TRUST REIT	07/24/91	11/06/01	815,155 96	823,204 34	8,048 38-
23,850	WASTE MANAGEMENT TRUST REIT	09/28/00	11/06/01	611,491 17	430,676 15	180,815 02
35,165	WASTE MANAGEMENT TRUST REIT	09/27/00	11/06/01	901,596 93	625,223 15	276,373 78
49,324	WASTE MANAGEMENT TRUST REIT	09/27/00	11/06/01	1,264,620 14	876,965 92	387,654 22
7,661 9	CHARTERHOUSE EQUITY PARTNERS III L P TRUST REIT	05/25/00	11/07/01	7,661 90	7,661 90	0 00
18,300	LEXINGTON CORP PROPERTIES TRUST REIT	07/24/91	11/07/01	265,273 41	261,993 73	3,279 68
12,260	WASTE MANAGEMENT TRUST REIT	09/27/00	11/07/01	313,141 76	217,979 12	95,162 64
18,576	WASTE MANAGEMENT TRUST REIT	09/27/00	11/07/01	474,463 41	330,275 71	144,187 70
20,000	LEXINGTON CORP PROPERTIES TRUST REIT	07/24/91	11/08/01	282,754 53	286,331 95	3,577 42-
18,645	LEXINGTON CORP PROPERTIES TRUST REIT	07/24/91	11/09/01	261,446 35	266,932 96	5,486 61-
1,800	QUALCOMM CORP TRUST REIT	08/09/00	11/09/01	99,896 66	111,262 50	11,365 84-
6,300	QUALCOMM CORP TRUST REIT	09/06/00	11/09/01	349,638 33	392,566 23	42,927 90-
1,925	TEXAS INSTRUMENTS INC	07/18/00	11/09/01	59,680 70	136,309 25	76,628 55-
5,300	TEXAS INSTRUMENTS INC	05/22/00	11/09/01	164,315 71	347,143 38	182,827 67-
4,650	TEXAS INSTRUMENTS INC	07/27/00	11/09/01	144,163 78	267,654 00	123,490 22-
1,800	TEXAS INSTRUMENTS INC	02/04/00	11/09/01	55,805 33	122,116 50	66,311 17-
4,150	TEXAS INSTRUMENTS INC	07/31/00	11/09/01	128,662 30	247,692 75	119,030 45-
4,975	TEXAS INSTRUMENTS INC	08/09/00	11/09/01	154,239 74	306,543 58	152,303 84-
655	CHARLES RIVER LABORATORIES	09/01/99	11/09/01	20,122 18	3,489 19	16,632 99
16,200	LEXINGTON CORP PROPERTIES TRUST REIT	07/24/91	11/12/01	227,723 87	231,928 87	4,205 00-

CONFIDENTIAL



01/01/2001 TO 12/31/2001

ADMINISTRATOR JULIUS J CIESIELKA  
INV OFFICER STEVE LEHMAN  
TAX OFFICER FRANCIS MEHAFFEY

ACCOUNT 0049-00-1/6 (cont )  
The PEM MEMORIAL TRUST  
TAXPAYER ID 23-6234669

UNITS	SECURITY	DATE ACQUIRED	DATE DISPOSED	PROCEEDS	BASIS DISPOSED	GAIN/(LOSS)
20,200	LEXINGTON CORP PROPERTIES TRUST REIT	07/24/91	11/13/01	290,979 33	289,195 26	1,784 07
15,400	LEXINGTON CORP PROPERTIES TRUST REIT	07/24/91	11/15/01	223,092 33	220,475 60	2,616 73
3,000	SCHLUMBERGER LTD	02/01/00	11/16/01	133,790 73	191,941 80	58,151 07-
8,300	SCHLUMBERGER LTD	07/19/00	11/16/01	370,154 35	628,206 25	258,051 90-
4,900	SCHLUMBERGER LTD	05/01/00	11/16/01	218,524 86	371,936 95	153,412 09-
8,600	SCHLUMBERGER LTD	07/31/00	11/16/01	383,533 43	633,476 00	249,942 57-
28,900	LEXINGTON CORP PROPERTIES TRUST REIT	07/24/91	11/14/01	418,330 83	413,749 66	4,581 17
327,106 96	WESTBROOK REAL EST FD II LP MANAGEMENT	03/13/98	11/14/01	327,106 96	327,106 96	0 00
67,235	BLACKSTONE REAL ESTATE PARTNERS II L P	10/21/97	11/20/01	151,081 70	67,235 00	83,846 70
3,231	INTEL CORP	06/18/99	11/21/01	95,096 15	6,171 21	88,924 94
409,062 51	ARGO PARTNERSHIP LP II	01/22/98	11/21/01	409,062 51	409,062 51	0 00
130,146	PEABODY GLOBAL REAL ESTATE PARTNERS	02/25/00	11/21/01	130,146 00	130,146 00	0 00
206,665	PEABODY GLOBAL REAL ESTATE PARTNERS	07/06/00	11/21/01	206,665 00	206,665 00	0 00
269,216	BLACKSTONE REAL ESTATE ADVISORS III LP	10/21/99	11/21/01	269,216 00	269,216 00	0 00
188,902	BRENTWOOD ASSOC BUYOUT FUND II L P	01/14/97	11/21/01	188,902 00	188,902 00	0 00
118,101 13	BRENTWOOD ASSOC BUYOUT FUND II L P	04/01/97	11/21/01	118,101 13	118,101 13	0 00
28,697	BRENTWOOD ASSOC BUYOUT FUND II L P	06/27/97	11/21/01	28,697 00	28,697 00	0 00
52,473	BRENTWOOD ASSOC BUYOUT FUND II L P	04/28/97	11/21/01	52,473 00	52,473 00	0 00
184,047 87	BRENTWOOD ASSOC BUYOUT FUND II L P	07/25/97	11/21/01	184,047 87	184,047 87	0 00
1,275	A T & T WIRELESS GROUP	07/18/00	11/26/01	18,818 36	33,864 00	15,045 64-
1,180	A T & T WIRELESS GROUP	07/31/00	11/26/01	17,416 21	32,742 05	15,325 84-
1,175	A T & T WIRELESS GROUP	08/09/00	11/26/01	17,342 41	30,253 31	12,910 90-

CONFIDENTIAL

01/01/2001 TO 12/31/2001

ACCOUNT 0049-00-1/6 (cont )  
 The PBM MEMORIAL TRUST  
 TAXPAYER ID 23-6234669

ADMINISTRATOR JULIUS J CIESIELKA  
 INV OFFICER STEVE LEHMAN  
 TAX OFFICER FRANCIS MEHAFFEY

UNITS	SECURITY	DATE	ACQUIRED	DISPOSED	PROCEEDS	BASIS	DISPOSED	GAIN/(LOSS)
-------	----------	------	----------	----------	----------	-------	----------	-------------

945	A T & T WIRELESS GROUP	05/22/00	11/26/01	13,947	73	23,622	63	9,674
4,125	MYETH	05/22/00	11/26/01	247,122	56	237,177	19	9,945
3,100	AMERICAN INTERNATIONAL	05/22/00	11/26/01	250,440	63	241,794	83	8,645
2,975	ANHEUSER BUSCH COS INC	07/31/00	11/26/01	129,051	18	120,691	14	8,360
8,375	AOL TIME WARNER	08/24/00	11/26/01	311,826	83	496,033	66	184,206
2,750	APPLIED MATERIALS INC	10/26/00	11/26/01	109,913	83	138,565	90	28,652
850	BRISTOL MYERS SQUIBB CO	05/22/00	11/26/01	46,712	57	46,718	33	5
2,675	CISCO SYSTEMS	05/22/00	11/26/01	52,481	74	136,425	00	83,943
6,775	CISCO SYSTEMS	10/26/00	11/26/01	132,921	06	344,254	68	211,333
1,775	COCA COLA CO	05/22/00	11/26/01	85,420	34	89,189	31	3,769
1,350	DELL COMPUTER	08/09/00	11/26/01	35,733	25	55,856	25	20,122
2,200	DELL COMPUTER	10/26/00	11/26/01	58,232	04	58,575	00	342
50	DUKE ENERGY CORP	07/31/00	11/26/01	1,861	94	1,559	10	302
3,475	DUKE ENERGY CORP	07/19/00	11/26/01	129,404	66	107,833	59	21,571
1,725	EL PASO CORPORATION	07/19/00	11/26/01	82,658	54	83,795	73	1,137
9,525	EXXON MOBIL CORPORATION	08/09/00	11/26/01	358,920	47	497,781	70	31,861
850	FED NAT'L MTG ASSN	08/09/00	11/26/01	68,926	82	47,226	00	21,700
250	FED NAT'L MTG ASSN	07/18/00	11/26/01	20,272	60	13,077	50	7,195
14,050	GENERAL ELECTRIC CO	06/08/00	11/26/01	578,649	58	713,002	37	134,352
2,825	HCA - THE HEALTHCARE COMPANY	07/19/00	11/26/01	110,152	38	88,634	37	21,518
200	HCA - THE HEALTHCARE COMPANY	05/03/00	11/26/01	7,798	40	5,726	40	2,072
2,350	INTEL CORP	05/02/00	11/26/01	74,069	53	142,835	94	68,766
7,100	INTEL CORP	05/22/00	11/26/01	223,784	52	402,037	50	178,252
625	INTERNATIONAL BUSINESS MACHINES CORP.	05/03/00	11/26/01	72,128	84	69,100	00	3,028
2,950	JP MORGAN CHASE & CO	08/09/00	11/26/01	115,016	67	156,281	27	41,264
3,025	LOCKHEED MARTIN CORP	09/26/00	11/26/01	136,695	10	92,414	96	44,280
233	MCGRAW HILL INC	07/31/00	11/26/01	13,189	20	14,037	67	848
1,267	MCGRAW HILL INC	07/31/00	11/26/01	71,719	81	75,733	28	4,013
3,150	MERCK & CO. INC	05/22/00	11/26/01	210,258	93	227,357	55	17,098
4,725	MICROSOFT CORP	07/31/00	11/26/01	305,697	30	334,293	75	28,596
2,975	MICROSOFT CORP.	05/02/00	11/26/01	192,476	07	208,064	06	15,587
3,550	OCCIDENTAL PETROLEUM CORP	09/18/00	11/26/01	86,927	70	86,312	21	615
8,075	ORACLE SYSTEMS	08/09/00	11/26/01	118,375	54	335,371	70	216,996
8,750	PRIZER INC	05/03/00	11/26/01	382,189	85	372,644	69	9,545
5,400	SBC COMMUNICATIONS INC	10/11/00	11/26/01	208,181	94	267,440	94	59,259
4,275	ST PAUL COS INC	11/22/00	11/26/01	200,023	13	211,669	36	11,646
4,875	SUN MICROSYSTEMS INC	07/18/00	11/26/01	64,201	60	233,085	93	168,884

CONFIDENTIAL

01/01/2001 TO 12/31/2001

ADMINISTRATOR JULIUS J CIRSIELKA  
INV OFFICER STEVE LEHMAN  
TAX OFFICER FRANCIS MEHAFFEY

ACCOUNT 0049-00-1/6 (cont )  
The PEM MEMORIAL TRUST  
TAXPAYER ID 23-6234669

UNITS	SECURITY	DATE	ACQUIRED	DISPOSED	PROCEEDS	BASIS	DISPOSED	GAIN/(LOSS)
2,225	TUX COS INC	05/03/00	11/26/01	81,115	21	40,600	69	40,514 52
400	TUX COS INC	07/18/00	11/26/01	14,582	51	7,199	00	7,383 51
2,150	VERIZON COMMUNICATIONS	04/09/99	11/26/01	104,496	18	120,317	23	15,821 05-
3,075	VERIZON COMMUNICATIONS	11/01/00	11/26/01	149,453	84	172,000	12	22,546 28-
3,550	VISHAY INTERTECHNOLOGY INC	09/14/00	11/26/01	63,343	00	130,313	40	66,970 40-
350	WAL MART STORES INC	07/31/00	11/26/01	19,428	50	230,058	50	630 09-
4,175	WAL MART STORES INC	05/22/00	11/26/01	231,753	18	237,118	70	5,365 52-
2,600	WYETH	11/10/99	11/26/01	155,840	10	141,206	00	14,634 10-
5,225	WYETH	05/03/00	11/26/01	313,178	65	297,811	94	15,366 71
2,750	WYETH	05/22/00	11/26/01	164,830	87	158,118	12	6,712 75
7,425	WYETH	07/19/00	11/26/01	445,043	35	418,120	31	26,923 04
7,125	WYETH	07/31/00	11/26/01	427,061	80	386,204	21	40,857 59
7,250	WYETH	08/09/00	11/26/01	434,554	11	412,528	62	22,025 49
505	A T & T WIRELESS GROUP	05/22/00	11/26/01	7,475	20	12,623	74	5,148 54-
975	AMERICAN INTERNATIONAL GROUP INC	05/22/00	11/26/01	79,011	34	76,048	38	2,962 96
800	AMHUSER BUSCH COS INC	07/31/00	11/26/01	34,710	83	32,454	76	2,256 07
2,175	AOL TIME WARNER	08/24/00	11/26/01	81,016	03	128,820	68	47,804 65-
700	APPLIED MATERIALS INC	10/26/00	11/26/01	27,985	06	35,271	32	7,286 26-
800	BRISTOL MYERS SQUIBB CO	05/22/00	11/26/01	43,958	52	43,970	19	11 67-
2,450	CISCO SYSTEMS	10/26/00	11/26/01	48,018	38	124,490	63	76,472 25-
475	COCA COLA CO	05/22/00	11/26/01	22,856	21	23,867	56	1,011 35-
950	DELT COMPUTER	10/26/00	11/26/01	25,297	64	25,293	75	3 89-
900	DUKE ENERGY CORP	07/19/00	11/26/01	33,514	87	27,928	13	5,586 74
583 25	EL PASO CORPORATION	07/19/00	11/26/01	27,960	07	28,332	67	372 60-
16 75	EL PASO CORPORATION	07/31/00	11/26/01	802	97	793	98	8 99-
2,475	EXXON MOBIL CORPORATION	08/09/00	11/26/01	93,131	13	101,541	70	8,410 57-
300	FED NAT'L MTG ASSN	07/18/00	11/26/01	24,374	17	15,693	00	8,681 17
3,625	GENERAL ELECTRIC CO	06/08/00	11/26/01	149,239	50	183,959	69	34,720 19-
775	HCA - THE HEALTHCARE COMPANY	05/03/00	11/26/01	30,289	39	22,189	80	8,099 59
2,450	INTEL CORP	05/22/00	11/26/01	77,466	41	138,731	25	61,264 84-
550	JP MORGAN CHASE & CO	08/09/00	11/26/01	21,443	77	29,137	18	7,693 41-
200	JP MORGAN CHASE & CO	05/02/00	11/26/01	7,797	73	10,141	33	2,343 60-
775	LOCKHEED MARTIN CORP	09/26/00	11/26/01	35,106	31	23,676	56	11,429 75
575	MCGRAW HILL INC	07/31/00	11/26/01	32,681	89	34,369	88	1,687 99-
800	MERCK & CO INC	05/22/00	11/26/01	53,670	19	57,741	60	4,071 41-
1,975	MICROSOFT CORP	05/02/00	11/26/01	127,858	01	138,126	56	10,268 55-
950	OCCIDENTAL PETROLEUM CORP	09/18/00	11/26/01	23,255	20	23,097	64	157 56
2,100	ORACLE SYSTEMS	08/09/00	11/26/01	30,805	95	87,217	41	56,411 46-

CONFIDENTIAL

Gain/loss period is long disposal method sale

01/01/2001 TO 12/31/2001

ADMINISTRATOR JULIUS J CIBISTELKA  
 INV OFFICER STEVE LEHMAN  
 TAX OFFICER FRANCIS MEHAFFEY

ACCOUNT 0049-00-1/6 (cont )  
 The PEW MEMORIAL TRUST  
 TAXPAYER ID 23-6234669

UNITS	SECURITY	ACQUIRED DATE	DISPOSED DATE	PROCEEDS	BASIS DISPOSED	GAIN/(LOSS)
						Disposal method sale
1,149 5	PRIZER INC	05/03/00	11/26/01	50,151 00	48,954 86	1,196 14
1,400	SBC COMMUNICATIONS INC	10/11/00	11/26/01	54,063 24	69,336 54	15,273 30
1,100	ST PAUL COS INC	11/22/00	11/26/01	51,534 24	54,464 63	2,930 39
375	SUN MICROSYSTEMS INC	07/18/00	11/26/01	4,934 83	17,929 69	12,994 86
925	SUN MICROSYSTEMS INC	12/23/99	11/26/01	12,172 58	35,150 00	22,977 42
650	TUX COS INC	07/18/00	11/26/01	23,737 19	11,698 37	12,038 82
1,650	VERIZON COMMUNICATIONS	11/01/00	11/26/01	80,253 31	92,292 75	12,039 44
950	VISHAY INTERTECHNOLOGY	09/14/00	11/26/01	16,966 42	34,872 60	17,906 18
1,175	WAL MART STORES INC	05/22/00	11/26/01	65,257 30	66,734 01	1,476 71
26,109	DOUGLAS EMMETT REALTY	04/12/99	11/29/01	26,109 00	26,109 00	0 00
250,792	KOLL BREN FUND V L B	06/12/98	11/30/01	186,167 25	250,792 00	64,624 75
15,700	EMERSON ELECTRIC CO	07/12/00	12/04/01	855,936 99	1,013,592 00	157,655 01
2,500	EMERSON ELECTRIC CO	08/09/00	12/04/01	136,295 70	168,587 50	32,291 80
300	EMERSON ELECTRIC CO	07/31/00	12/04/01	16,355 48	18,749 25	2,393 77
1,600	SPRINT CORP (PCS GROUP)	07/18/00	12/04/01	41,385 82	103,596 00	62,210 18
8,900	SPRINT CORP (PCS GROUP)	05/12/00	12/04/01	230,208 60	483,316 28	253,107 68
8,700	SPRINT CORP (PCS GROUP)	05/01/00	12/04/01	225,035 38	489,353 25	264,317 87
9,200	SPRINT CORP (PCS GROUP)	08/09/00	12/04/01	237,968 45	500,802 00	262,833 55
3,800	SPRINT CORP (PCS GROUP)	09/20/00	12/04/01	98,291 31	134,178 00	35,886 69
2,300	KIMBERLY CLARK CORP	04/26/99	12/04/01	131,439 92	138,387 32	6,947 40
4,400	KIMBERLY CLARK CORP	07/31/00	12/04/01	594,337 03	616,258 24	21,921 21
4,700	KIMBERLY CLARK CORP	05/01/00	12/04/01	268,594 62	272,455 71	3,861 09
6,000	MEDIMMUNE INC	07/18/00	12/04/01	243,677 06	430,036 20	186,359 14
3,900	MEDIMMUNE INC	09/20/00	12/04/01	158,390 09	289,087 50	130,697 41
300	MEDIMMUNE INC	08/09/00	12/04/01	12,183 85	21,356 25	9,172 40
6,400	TEXAS INSTRUMENTS INC	07/31/00	12/04/01	198,701 84	381,984 00	183,282 16
7,000	TEXAS INSTRUMENTS INC	09/20/00	12/04/01	217,330 14	426,545 00	209,214 86
13,000	TEXAS INSTRUMENTS INC	10/30/00	12/04/01	403,613 10	589,512 30	185,899 20
2,825	MCGRAW HILL INC	05/03/00	12/04/01	161,722 74	146,186 69	15,536 05
533	MCGRAW HILL INC	07/18/00	12/04/01	30,512 64	31,412 35	899 71
1,400	MCGRAW HILL INC	12/31/98	12/04/01	80,145 78	71,529 50	8,616 28
4,050	MCGRAW HILL INC	05/22/00	12/04/01	231,850 36	202,428 72	29,421 58
3,317	MCGRAW HILL INC	07/19/00	12/04/01	189,888 26	195,288 37	5,400 11
1,625	MCGRAW HILL INC	07/31/00	12/04/01	93,026 36	97,132 26	4,105 90
839	MCGRAW HILL INC	08/09/00	12/04/01	48,030 22	48,283 11	252 89
2,936	MCGRAW HILL INC	08/09/00	12/04/01	168,077 16	168,872 26	795 10

CONFIDENTIAL

01/01/2001 TO 12/31/2001

ACCOUNT 0049-00-1/6 (cont )  
 The PEW MEMORIAL TRUST  
 TAXPAYER ID 23-6234669

ADMINISTRATOR JULIUS J CIESIELKA  
 INV OFFICER STEVE LEHMAN  
 TAX OFFICER FRANCIS MEHAFFEY

UNITS	SECURITY	DATE ACQUIRED	DATE DISPOSED	PROCEEDS	BASIS DISPOSED	GAIN/ (LOSS)
Gain/loss period is long						
Disposal method sale						
18,095	HERCULES INC	09/20/00	12/06/01	179,858 25	217,140 00	37,281 75-
6,839	ISTAR FINANCIAL INC	09/20/00	12/06/01	169,191 18	149,603 12	19,588 06
37,361	TECHNOLOGY CROSSOVER VENTURES IV LP	01/28/00	12/10/01	37,361 00	37,361 00	0 00
7,500	HELMERICH & PAYNE INC	01/14/00	12/10/01	211,020 44	174,868 50	36,151 94
880	HELMERICH & PAYNE INC	12/01/99	12/10/01	24,759 73	21,169 90	3,589 83
3,300	HELMERICH & PAYNE INC	10/06/99	12/10/01	92,848 99	77,033 22	15,815 77
12	WYETH	11/10/99	12/10/01	704 61	652 96	51 65
14,709	RAINDANCE COMMUNICATIONS INC	09/01/97	11/27/01	80,679 00	11,473 02	69,205 98
1,107	RAINDANCE COMMUNICATIONS INC	04/03/98	11/27/01	6,071 90	1,726 92	4,344 98
116,009 39	J W CHILDS EQUITY PARTNERS II	07/30/98	12/12/01	116,009 39	116,009 39	0 00
6,644	J W CHILDS EQUITY PARTNERS II	12/11/98	12/12/01	6,644 00	6,644 00	0 00
123	EL PASO CORPORATION	09/10/99	12/12/01	4,727 01	4,385 35	341 66
1,937 25	EL PASO CORPORATION	09/21/99	12/12/01	74,450 49	65,260 13	9,190 36
4,120 5	EL PASO CORPORATION	05/02/00	12/12/01	158,355 00	167,757 62	9,402 62-
6,180 75	EL PASO CORPORATION	05/22/00	12/12/01	237,532 50	289,499 29	51,966 79-
5,487 5	EL PASO CORPORATION	07/31/00	12/12/01	210,890 20	260,116 43	49,226 23-
25,216 23	EL PASO CORPORATION	10/18/99	12/12/01	969,085 32	816,528 18	152,557 14
2,032 77	EL PASO CORPORATION	10/19/99	12/12/01	78,121 42	66,132 46	11,988 96
3,500	HELMERICH & PAYNE INC	09/14/99	12/07/01	98,795 39	103,710 95	4,915 56-
3,100	HELMERICH & PAYNE INC	09/17/99	12/07/01	87,504 49	91,829 75	4,325 26-
1,418	HELMERICH & PAYNE INC	09/20/99	12/07/01	40,026 25	40,288 36	262 11-
682	HELMERICH & PAYNE INC	09/21/99	12/07/01	19,250 99	19,222 17	28 82
2,529	HELMERICH & PAYNE INC	12/02/99	12/07/01	71,386 73	61,767 03	9,619 70
2,700	HELMERICH & PAYNE INC	11/01/99	12/07/01	76,213 59	65,529 54	10,684 05
7,820	HELMERICH & PAYNE INC	09/20/00	12/07/01	220,737 14	270,278 75	49,541 61-
91	HELMERICH & PAYNE INC	12/01/99	12/07/01	2,568 68	2,189 16	379 52
101,186 81	WESTBROOK REAL EST FD II LP MANAGEMENT	03/13/98	12/07/01	147,122 77	101,186 81	45,935 96
11,862	RAINDANCE COMMUNICATIONS INC	05/27/98	12/07/01	73,674 87	18,504 72	55,170 15

CONFIDENTIAL

01/01/2001 TO 12/31/2001

ACCOUNT 0049-00-1/6 (cont )  
The BEW MEMORIAL TRUST  
TAXPAYER ID 23-6234669

ADMINISTRATOR JULIUS J CIESIELKA  
INV OFFICER STEVE LEHMAN  
TAX OFFICER FRANCIS MEHAFFEY

UNITS SECURITY ACQUIRED DATE DISPOSED DATE PROCEEDS BASIS DISPOSED GAIN/(LOSS)

UNITS	SECURITY	ACQUIRED DATE	DISPOSED DATE	PROCEEDS	BASIS DISPOSED	GAIN/(LOSS)
378,782 13	APOLLO REAL ESTATE ADVISORS II L P	12/23/96	12/14/01	616,909 01	378,782 13	238,126 88
45,086 93	TL VENTURES III L P	09/05/00	12/14/01	38,366 59	45,086 93	6,720 34-
91,623	WESTBROOK REAL ESTATE FUND III L P	07/01/99	12/13/01	91,623 00	91,623 00	0 00
250,494 27	WESTBROOK REAL ESTATE FUND III L P	09/27/99	12/13/01	250,494 27	250,494 27	0 00
77,360	APA EXCELSIOR IV L P	06/05/98	12/17/01	173,969 70	77,360 00	96,609 70
10,150	ST PAUL COS INC	11/22/00	12/18/01	449,597 51	502,559 99	52,962 48-
34,600	ST PAUL COS INC	11/22/00	12/18/01	1,532,618 10	1,734,141 62	201,523 52-
6,175	COCA COLA CO	05/03/00	12/18/01	283,734 23	285,192 37	1,458 14-
7,325	COCA COLA CO	05/22/00	12/18/01	336,575 42	368,062 94	31,487 52-
206,141	DLJ REAL ESTATE CAPITAL PARTNERS II L P	12/22/99	12/19/01	206,141 00	206,141 00	0 00
80,999	COLONYINVESTOR III L P	12/28/98	12/19/01	82,600 61	80,999 00	1,601 61
20,456	DOUGHTY HANSON & CO	03/13/00	12/21/01	20,456 00	20,456 00	0 00
155,213	EUROPEAN REAL EST HICKS MUSE TATE & FURST EQ FUND V LP	12/19/00	12/21/01	155,213 00	155,213 00	0 00
97,915	RESOURCE CAPITAL FUND L P	09/24/98	12/21/01	97,915 00	97,915 00	0 00
44,145	RESOURCE CAPITAL FUND L P	08/13/98	12/21/01	44,145 00	44,145 00	0 00
71,767	RESOURCE CAPITAL FUND L P	11/09/98	12/21/01	71,767 00	71,767 00	0 00
65,385	HARBOUR EST INT'L PRIVATE EQ PTRS II	02/03/97	12/20/01	148,865 53	65,385 00	83,480 53
1,269,486 59	WALTON STREET REAL ESTATE FUND II LP	06/16/98	12/20/01	1,788,712 71	1,269,486 59	519,226 12
52,500	ATLANTIC EQUITY PARTNERS III LP	01/10/00	12/20/01	52,500 00	52,500 00	0 00
67,627	ATLANTIC EQUITY PARTNERS III LP	05/10/00	12/20/01	67,627 00	67,627 00	0 00
54,212	ATLANTIC EQUITY PARTNERS III LP	10/18/99	12/20/01	54,212 00	54,212 00	0 00

CONFIDENTIAL

Gain/Loss period is long Disposal method sale

ADMINISTRATOR JULIUS J CIESIELKA  
 INV OFFICER STEVE LEHMAN  
 TAX OFFICER FRANCIS MEHAFFEY

ACCOUNT 0049-00-1/6 (cont)  
 The PEM MEMORIAL TRUST  
 TAXPAYER ID 23-62344669

UNITS SECURITY DATE DATE ACQUIRED DISPOSED PROCEEDS BASIS DISPOSED GAIN/(LOSS)

-----

49,000	ATLANTIC EQUITY PARTNERS III LP	12/02/99	12/20/01	49,000	00	49,000	00	0	00
132,812	ATLANTIC EQUITY PARTNERS III LP	06/08/00	12/20/01	132,812	00	132,812	00	0	00
61,834	HICKS MUSE TATE & FURST EQ FUND IV LP	03/23/99	12/27/01	61,834	00	61,834	00	0	00
26,427	HARBOUR EST INT'L PRIV EQ	12/16/96	12/27/01	54,951	90	26,427	03	28,524	87
75,600	HARBOUR EST INT'L PRIV EQ	12/05/97	12/27/01	157,201	30	75,600	00	81,601	30
61,142	HARBOUR EST INT'L PRIV EQ	10/25/95	12/27/01	127,139	60	61,142	97	65,996	63
11,678	HARBOURVEST INT'L PRIV EQ	07/08/98	12/27/01	18,345	44	11,678	00	6,667	44
30,300	TRANSWESTERN OFFICE PARTNERS II	04/09/98	12/28/01	149,330	71	30,300	00	119,030	71
322,677	ASIAN REALTY PARTNERS LP	06/24/99	12/31/01	371,250	00	322,677	41	48,572	59
21,573	YAMOUTH CAPITAL PARTNERS LP	04/27/95	12/31/01	21,573	60	21,573	60	0	00
26,001	OLYMPUS REAL ESTATE FUND II	06/10/98	12/31/01	37,961	29	26,001	00	11,960	29
101,339	BLACKSTONE REAL ESTATE PARTNERS II LP	10/21/97	12/31/01	168,898	81	101,339	00	67,559	81
138,092	BLACKSTONE REAL ESTATE PARTNERS II LP	11/18/97	12/31/01	230,153	99	138,092	00	92,061	99
181,663	BLACKSTONE REAL ESTATE PARTNERS II LP	11/21/97	12/31/01	302,772	53	181,663	00	121,109	53
120,863	BLACKSTONE REAL ESTATE PARTNERS II LP	12/16/97	12/31/01	201,438	90	120,863	00	80,575	90
75,104	DOUGLAS EMMETT REALTY FUND 1998	04/12/99	12/31/01	75,104	00	75,104	00	0.00	
1,460,176	TIFF EMERGING MARKETS FUND	12/01/94	12/26/01	8,812,766	82	14,850,000	00	6,037,233	18-
8,761	TIFF EMERGING MARKETS FUND	12/30/94	12/26/01	52,876	60	80,952	21	28,075	61-
39	TIFF EMERGING MARKETS FUND	09/14/95	12/26/01	236	94	352	55	115	61-

CONFIDENTIAL

01/01/2001 TO 12/31/2001

ACCOUNT 0049-00-1/6 (cont )  
 The PEW MEMORIAL TRUST  
 TAXPAYER ID 23-6234669

ADMINISTRATOR JULIUS J CIESIELKA  
 INV OFFICER STEVE LEHMAN  
 TAX OFFICER FRANCIS MEHAFFEY

UNITS	SECURITY	DATE ACQUIRED	DATE DISPOSED	PROCEEDS	BASIS DISPOSED	GAIN/ (LOSS)
Gain/loss period is long						
Disposal method sale						
35 823	TIFF EMERGING MARKETS FUND	09/14/95	12/26/01	216 21	321 70	105 49-
11,180	HELMERICH & PAYNE INC	09/20/00	12/05/01	331,854 89	386,408 75	54,553 86-
2,600	HERCULES INC	04/24/00	12/05/01	26,196 19	40,576 38	14,380 19-
4,300	HERCULES INC	04/25/00	12/05/01	43,324 48	68,988 77	25,664 29-
5,505	HERCULES INC	09/20/00	12/05/01	55,465 41	66,060 00	10,594 59-
793 5	ISTAR FINANCIAL INC	05/08/96	12/05/01	19,709 88	19,799 55	89 67-
4,106 5	ISTAR FINANCIAL INC	05/09/96	12/05/01	102,002 05	103,213 13	1,211 08-
9,861	ISTAR FINANCIAL INC	09/20/00	12/05/01	244,939 04	215,709 38	29,229 66
625	CHARLES RIVER LABORATORIES	09/01/99	12/05/01	20,489 43	3,329 38	17,160 05
264,432 45	DLJ REAL ESTATE CAPITAL PARTNERS INC	10/13/98	12/05/01	329,940 68	264,432 45	65,508 23
138,090 55	DLJ REAL ESTATE CAPITAL PARTNERS INC	12/11/98	12/05/01	172,299 92	138,090 55	34,209 37
Total for disposal method sale				514,639,729 05	473,481,248 35	41,158,480 70
Disposal method tendered						
34,500	FIRST WASHINGTON REALTY TRUST	11/26/96	03/06/01	901,140 00	750,375 00	150,765 00
3,500	FIRST WASHINGTON REALTY TRUST	02/28/97	03/06/01	91,420 00	81,585 00	9,835 00
2,200	FIRST WASHINGTON REALTY TRUST	08/18/97	03/06/01	57,464 00	52,456 80	5,007 20
474	FIRST WASHINGTON REALTY TRUST	03/30/98	03/06/01	12,380 88	12,663 52	282 64-
5,426	FIRST WASHINGTON REALTY TRUST	03/31/98	03/06/01	141,727 12	145,589 89	3,862 77-
Total for disposal method tendered				1,204,132 00	1,042,670 21	161,461 79
Total for Gain/Loss period. long				553,525,301 95	502,595,897 15	50,929,404 80

LONG TERM CAPITAL GAIN DISTRIBUTION  
 Gain/loss period is long  
 Disposal method redemption

CONFIDENTIAL



01/01/2001 TO 12/31/2001

ACCOUNT 0049-00-1/6 (cont )  
 The PEM MEMORIAL TRUST  
 TAXPAYER ID 23-6234669  
 ADMINISTRATOR JULIUS J CIESIELKA  
 INV OFFICER STEVE LEHMAN  
 TAX OFFICER FRANCIS MEHARREY

UNITS SECURITY DATE ACQUIRED DATE DATE DISPOSED PROCEEDS BASIS DISPOSED GAIN/(LOSS)

LONG TERM CAPITAL GAIN DISTRIBUTION  
 Gain/Loss period is Long  
 Disposal method redemption

UNITS	SECURITY	DATE ACQUIRED	DATE DISPOSED	PROCEEDS	BASIS DISPOSED	GAIN/(LOSS)
10,009,141 53	BLACKSTONE REAL ESTATE PARTNERS II L P	N/A	05/25/01	20,821 00	0 00	20,821 00
2,702,189 73	RESOURCE CAPITAL FUND L P	N/A	05/22/01	25,375 00	0 00	25,375 00
1,136,894 38	NATURAL GAS PARTNERS VI L P	N/A	07/30/01	86,103 20	0 00	86,103 20
Total for disposal method redemption						132,299 20
						0 00
						132,299 20

Note Unknown and N/A amounts are treated as 0 00 in totals and subtotals

TOTAL FOR GAIN/LOSS PERIOD: Long  
 553,657,601.15  
 502,595,897.15  
 51,061,704.00

CONFIDENTIAL

"ADJUSTMENTS TO FEDERAL SCHEDULE "D" ABOVE"

FEDERAL SCHEDULE D CHRONOLOGICALLY

1/1/2001 TO 12/31/2001

ACCOUNT #0049-00-1/6  
 THE PEW MEMORIAL TRUST  
 TAXPAYER ID 23-6234669

SHARES/UNITS	DESCRIPTION	DATE ACQUIRED	DATE DISPOSED	PROCEEDS	COST	GAIN/LOSS
--------------	-------------	---------------	---------------	----------	------	-----------

SHORT-TERM GAIN OR LOSS

	PAGE 1 OF ORIGINAL FEDERAL SCHEDULE D	01/01/01	12/31/01	24,936,647.02	24,936,647.02	0.00
	TOTAL GAIN/LOSS SHORT REDEMPTION					0.00
	PAGE 91 OF ORIGINAL FEDERAL SCHEDULE D	01/01/01	12/31/01	1,126,720,976.77	1,202,737,367.80	-76,016,391.03
	TOTAL GAIN/LOSS SHORT					-76,016,391.03

13,516,922,302 VANGUARD TOTAL STOCK MARKET INDEX FUND - I

	NOT INCLUDED ON THE ORIGINAL SCHEDULE D	05/31/01		378,068,316.42	366,720,537.26	11,347,779.16
--	---	----------	--	----------------	----------------	---------------

GLENMEDE FUND INC - ADVISOR SMALL CAP  
 PAGE 17 - SHORT-TERM CAPITAL DIVIDENDS INCLUDED WITH DIVIDENDS

		10/26/01		-1,695,488.38	0.00	-1,695,488.38
--	--	----------	--	---------------	------	---------------

S & P 500 FUTURE INDEX MAR01  
 SOLD IN 2001 ADJUSTMENTS TO BASIS  
 NOT INCLUDED ON THE ORIGINAL SCHEDULE D

		12/31/01		0.00	-711,888.00	711,888.00
--	--	----------	--	------	-------------	------------

ADJUSTED SHORT-TERM GAIN OR LOSS

				1,528,030,451.83	1,593,682,664.08	-65,652,212.25
--	--	--	--	------------------	------------------	----------------

LONG-TERM GAIN OR LOSS

	TOTAL GAIN/LOSS LONG	01/01/01	12/31/01	553,657,601.15	502,595,897.15	51,061,704.00
	PAGE 201 OF ORIGINAL FEDERAL SCHEDULE D					
	LEXINGTON CORP PROPERTIES TRUST REIST					
	COST BASIS ADJUSTMENT ON SALE					
	NOT INCLUDED ON THE ORIGINAL SCHEDULE D	01/01/01	12/31/01	0.00	-309,752.00	309,752.00

ADJUSTMENTS TO FEDERAL SCHEDULE "D" ABOVE

FEDERAL SCHEDULE D CHRONOLOGICALLY  
1/1/2001 TO 12/31/2001

ACCOUNT #0049-00-1/6  
THE PEW MEMORIAL TRUST  
TAXPAYER ID 23-6234669

SHARES/UNITS      DESCRIPTION      DATE ACQUIRED      DATE DISPOSED      PROCEEDS      COST      GAIN/LOSS

FNMA STRIP 45-2 I O DTD 11/1/1988 9 5% 11/1/2018  
NOT INCLUDED ON THE ORIGINAL SCHEDULE D

FNMA 1998-4 PI REMIC DTD 1/1/1998 6 5% 1/1/2000  
NOT INCLUDED ON THE ORIGINAL SCHEDULE D

FNMA 1994-20 DTD 2/1/1994 6 5% 2/25/2009  
NOT INCLUDED ON THE ORIGINAL SCHEDULE D

FNMA REMIC 88-31 D P O DTD 12/1/1998 0% 2/25/2018  
NOT INCLUDED ON THE ORIGINAL SCHEDULE D

HEADLANDS MTG INC 1997-4 CLASS X DTD 8/1/1997 1 11284% 11/25/2027  
NOT INCLUDED ON THE ORIGINAL SCHEDULE D

FNMA STRIP 264-1 PO DTD 7/1/1994 0% 7/1/2024  
NOT INCLUDED ON THE ORIGINAL SCHEDULE D

FNMA 1998-4 PI REMIC DTD 1/1/1998 6 5% 2/18/2021  
NOT INCLUDED ON THE ORIGINAL SCHEDULE D

FNMA STRIP 45-2 I O DTD 11/1/1988 9 5% 11/1/2018  
NOT INCLUDED ON THE ORIGINAL SCHEDULE D

FNMA 1994-20 DTD 2/1/1994 6 5% 2/25/2009  
NOT INCLUDED ON THE ORIGINAL SCHEDULE D

"ADJUSTMENTS TO FEDERAL SCHEDULE "D" ABOVE"

FEDERAL SCHEDULE D CHRONOLOGICALLY

1/1/2001 TO 12/31/2001

ACCOUNT #0049-00-1/6  
 THE PEW MEMORIAL TRUST  
 TAXPAYER ID 23-62344669

SHARES/UNITS	DESCRIPTION	DATE ACQUIRED	DATE DISPOSED	PROCEEDS	COST	GAIN/LOSS
	FNMA REMIC 88-31 D P O DTD 12/1/1998 0% 2/25/2018	02/28/01	02/28/01	115,020 11	115,020 11	0 00
	NOT INCLUDED ON THE ORIGINAL SCHEDULE D					
	HEADLANDS MTG INC 1997-4 CLASS X DTD 8/1/1997 1 11284% 11/25/2027	02/28/01	02/28/01	21 656 44	18 833 93	2 822 51
	NOT INCLUDED ON THE ORIGINAL SCHEDULE D					
	FNMA 1998-4 PI REMIC DTD 1/1/1998 6 5% 2/18/2021	03/16/01	03/16/01	18,888 35	18,888 35	0 00
	NOT INCLUDED ON THE ORIGINAL SCHEDULE D					
	FNMA REMIC 88-31 D P O DTD 12/1/1998 0% 2/25/2018	03/27/01	03/27/01	6,256 83	6,256 83	0 00
	NOT INCLUDED ON THE ORIGINAL SCHEDULE D					
	FNMA STRIP 45-2 IO DTD 11/1/1988 9 5% 11/1/2018	03/27/01	03/27/01	13,657 71	13,657 71	0 00
	NOT INCLUDED ON THE ORIGINAL SCHEDULE D					
	FNMA 1994-20 DTD 2/1/1994 6 5% 2/25/2009	03/28/01	03/28/01	10,438 38	10,438 38	0 00
	NOT INCLUDED ON THE ORIGINAL SCHEDULE D					
	FNMA STRIP 264-1 PO DTD 7/1/1994 0% 7/1/2024	03/28/01	03/28/01	41,104 92	41,104 92	0 00
	NOT INCLUDED ON THE ORIGINAL SCHEDULE D					
	HEADLANDS MTG INC 1997-4 CLASS X DTD 8/1/1997 1 11284% 11/25/2027	03/29/01	03/29/01	21 183 63	37 590 36	-16 406 73
	NOT INCLUDED ON THE ORIGINAL SCHEDULE D					
	FNMA 1998-4 PI REMIC DTD 1/1/1998 6 5% 2/18/2021	04/18/01	04/18/01	18,837 81	18,837 81	0 00
	NOT INCLUDED ON THE ORIGINAL SCHEDULE D					

"ADJUSTMENTS TO FEDERAL SCHEDULE "D" ABOVE"

FEDERAL SCHEDULE D CHRONOLOGICALLY

1/1/2001 TO 12/31/2001

ACCOUNT #0049-00-1/6  
THE PEW MEMORIAL TRUST  
TAXPAYER ID 23-6234669

SHARES/UNITS      DESCRIPTION      DATE ACQUIRED      DATE DISPOSED      PROCEEDS      COST      GAIN/LOSS

FNMA STRIP 45-2 IO DTD 11/1/1988 9 5% 11/1/2018      NOT INCLUDED ON THE ORIGINAL SCHEDULE D      04/25/01      13,695 47      13,695 47      0 00

FNMA REMIC 88-31 D P O DTD 12/1/1998 0% 2/25/2018      NOT INCLUDED ON THE ORIGINAL SCHEDULE D      04/26/01      101,641 13      101,641 13      0 00

HEADLANDS MTG INC 1997-4 CLASS X DTD 8/1/1997 1 11284% 11/25/2027      NOT INCLUDED ON THE ORIGINAL SCHEDULE D      04/27/01      20 335 52      29 235 76      -8 900 24

FNMA 1994-20 DTD 2/1/1994 6 5% 2/25/2009      NOT INCLUDED ON THE ORIGINAL SCHEDULE D      04/27/01      10 408 10      10 408 10      0 00

FNMA STRIP 264-1 PO DTD 7/1/1994 0% 7/1/2024      NOT INCLUDED ON THE ORIGINAL SCHEDULE D      04/30/01      57,637 62      57,637 62      0 00

NASDAQ  
CLASS ACTION SETTLEMENT      NOT INCLUDED ON THE ORIGINAL SCHEDULE D      05/17/01      25,023 99      25,023 99      0 00

FNMA STRIP 45-2 IO DTD 11/1/1988 9 5% 11/1/2018      NOT INCLUDED ON THE ORIGINAL SCHEDULE D      05/29/01      12,660 79      12,660 79      0 00

FNMA 1998-4 PI REMIC DTD 1/1/1998 6 5% 2/18/2021      NOT INCLUDED ON THE ORIGINAL SCHEDULE D      05/30/01      18,787 47      18,787 47      0 01

FNMA 1994-20 DTD 2/1/1994 6 5% 2/25/2009      NOT INCLUDED ON THE ORIGINAL SCHEDULE D      05/30/01      10,160 41      10,160 41      0 00

\*ADJUSTMENTS TO FEDERAL SCHEDULE "D" ABOVE\*

FEDERAL SCHEDULE D CHRONOLOGICALLY

1/1/2001 TO 12/31/2001

ACCOUNT #0049-00-1/6  
THE PEW MEMORIAL TRUST  
TAXPAYER ID 23-6234669

SHARES/UNITS      DESCRIPTION      DATE ACQUIRED      DATE DISPOSED      PROCEEDS      COST      GAIN/LOSS

FNMA REMIC 88-31 D P O DTD 12/1/1998 0% 2/25/2018      NOT INCLUDED ON THE ORIGINAL SCHEDULE D      05/30/01      8,120 71      8,120 71      0 00

FNMA STRIP 264-1 PO DTD 7/1/1994 0% 7/1/2024      NOT INCLUDED ON THE ORIGINAL SCHEDULE D      05/31/01      58,559 87      58,559 86      0 01

HEADLANDS MTG INC 1997-4 CLASS X DTD 8/1/1997 1 11284% 11/25/2027      NOT INCLUDED ON THE ORIGINAL SCHEDULE D      05/31/01      19,781 39      32,307 50      -12,526 11

FNMA 1998-4 PI REMIC DTD 1/1/1998 6 5% 2/18/2021      NOT INCLUDED ON THE ORIGINAL SCHEDULE D      06/21/01      18,737 34      18,737 33      0 01

FNMA STRIP 45-2 I O DTD 11/1/1988 9 5% 11/1/2018      NOT INCLUDED ON THE ORIGINAL SCHEDULE D      06/25/01      12,669 69      12,669 69      0 00

FNMA 1994-20 DTD 2/1/1994 6 5% 2/25/2009      NOT INCLUDED ON THE ORIGINAL SCHEDULE D      06/28/01      9,918 20      9,918 20      0 00

FNMA REMIC 88-31 D P O DTD 12/1/1998 0% 2/25/2018      NOT INCLUDED ON THE ORIGINAL SCHEDULE D      06/28/01      60,675 96      60,675 96      0 00

FNMA STRIP 264-1 PO DTD 7/1/1994 0% 7/1/2024      NOT INCLUDED ON THE ORIGINAL SCHEDULE D      06/29/01      64,769 26      64,769 26      0 00

HEADLANDS MTG INC 1997-4 CLASS X DTD 8/1/1997 1 11284% 11/25/2027      NOT INCLUDED ON THE ORIGINAL SCHEDULE D      06/29/01      19,105 84      38,874 40      -19,768 56

"ADJUSTMENTS TO FEDERAL SCHEDULE "D" ABOVE"

FEDERAL SCHEDULE D CHRONOLOGICALLY

1/1/2001 TO 12/31/2001

ACCOUNT #0049-00-1/6  
THE PEW MEMORIAL TRUST  
TAXPAYER ID 23-6234669

SHARES/UNITS	DESCRIPTION	DATE ACQUIRED	DATE DISPOSED	PROCEEDS	COST	GAIN/LOSS
--------------	-------------	------------------	------------------	----------	------	-----------

	FNMA STRIP 45-2 I O DTD 11/1/1988 9 5% 11/1/2018	07/25/01		12,087 60	12,087 60	0 00
--	--	----------	--	-----------	-----------	------

	NOT INCLUDED ON THE ORIGINAL SCHEDULE D					
	KIDDER PEARODY					
	CLASS ACTION SETTLEMENT					

	NOT INCLUDED ON THE ORIGINAL SCHEDULE D	07/26/01		2 622 97	0 00	2,622 97
	FNMA 1998-4 PI REMIC DTD 1/1/1998 6 5% 2/18/2021	07/27/01		18,687 39	18,687 39	0 00

	NOT INCLUDED ON THE ORIGINAL SCHEDULE D	07/27/01		83,688 23	83,688 28	-0 05
	FNMA 1994-20 DTD 2/1/1994 6 5% 2/25/2009	07/30/01		9,681 36	9 681 35	0 01

	NOT INCLUDED ON THE ORIGINAL SCHEDULE D	07/31/01		64,100 88	64,100 88	0 00
	FNMA STRIP 264-1 PO DTD 7/1/1994 0% 7/1/2024	07/31/01		18 202 50	46 433 31	-28,230 81

	NOT INCLUDED ON THE ORIGINAL SCHEDULE D	08/22/01		18 637 66	18,637 67	-0 01
	FNMA 1998-4 PI REMIC DTD 1/1/1998 6 5% 2/18/2021					

FNMA STRIP 45-2 I O DTD 11/1/1988 9 5% 11/1/2018

\*ADJUSTMENTS TO FEDERAL SCHEDULE "D" ABOVE\*

FEDERAL SCHEDULE D CHRONOLOGICALLY

1/1/2001 TO 12/31/2001

ACCOUNT #0049-00-1/6  
THE PEW MEMORIAL TRUST  
TAXPAYER ID 23-62344669

SHARES/UNITS	DESCRIPTION	DATE ACQUIRED	DATE DISPOSED	PROCEEDS	COST	GAIN/LOSS
--------------	-------------	---------------	---------------	----------	------	-----------

0 00	NOT INCLUDED ON THE ORIGINAL SCHEDULE D	08/28/01	11 242 10	11 242 10		0 00
------	---	----------	-----------	-----------	--	------

0 00	FNMA REMIC 88-31 D P O DTD 12/1/1998 0% 2/25/2018	08/29/01	42,907 56	42,907 56		0 00
------	---	----------	-----------	-----------	--	------

0 00	NOT INCLUDED ON THE ORIGINAL SCHEDULE D	08/29/01	42,907 56	42,907 56		0 00
------	---	----------	-----------	-----------	--	------

0 00	FNMA STRIP 264-1 PO DTD 7/1/1994 0% 7/1/2024	08/29/01	62,366 21	62,366 21		-0 01
------	--	----------	-----------	-----------	--	-------

0 00	NOT INCLUDED ON THE ORIGINAL SCHEDULE D	08/29/01	62,366 21	62,366 21		-0 01
------	---	----------	-----------	-----------	--	-------

0 00	HEADLANDS MTG INC 1997-4 CLASS X DTD 8/1/1997 1 11284% 11/25/2027	08/29/01	17,097 28	17,097 28		-14,810 31
------	---	----------	-----------	-----------	--	------------

0 00	NOT INCLUDED ON THE ORIGINAL SCHEDULE D	08/29/01	17,097 28	17,097 28		-14,810 31
------	---	----------	-----------	-----------	--	------------

0 00	FNMA 1994-20 DTD 2/1/1994 6 5% 2/25/2009	08/30/01	9 302 46	9 302 46		-147 30
------	--	----------	----------	----------	--	---------

0 00	NOT INCLUDED ON THE ORIGINAL SCHEDULE D	08/30/01	9 302 46	9 302 46		-147 30
------	---	----------	----------	----------	--	---------

0 00	FNMA 1998-4 PI REMIC DTD 1/1/1998 6 5% 2/18/2021	09/27/01	18,588 11	18,588 11		0 00
------	--	----------	-----------	-----------	--	------

0 00	NOT INCLUDED ON THE ORIGINAL SCHEDULE D	09/27/01	18,588 11	18,588 11		0 00
------	---	----------	-----------	-----------	--	------

0 00	FNMA #2145 DTD 8/1/2003 10 25% 2/1/2013	09/27/01	3,755 04	3,755 04		403 67
------	---	----------	----------	----------	--	--------

0 00	NOT INCLUDED ON THE ORIGINAL SCHEDULE D	09/27/01	3,755 04	3,755 04		403 67
------	---	----------	----------	----------	--	--------

0 00	FNMA REMIC 1989-96G DTD 12/1/1989 8 75% 5/25/2019	09/27/01	4 877 14	4 877 14		-124 98
------	---	----------	----------	----------	--	---------

0 00	NOT INCLUDED ON THE ORIGINAL SCHEDULE D	09/27/01	4 877 14	4 877 14		-124 98
------	---	----------	----------	----------	--	---------

0 00	FNMA STRIP 45-21 O DTD 11/1/1988 9 5% 11/1/2018	09/27/01	10,848 54	10,848 54		0 00
------	---	----------	-----------	-----------	--	------

0 00	NOT INCLUDED ON THE ORIGINAL SCHEDULE D	09/27/01	10,848 54	10,848 54		0 00
------	---	----------	-----------	-----------	--	------

FNMA 1994-20 DTD 2/1/1994 6 5% 2/25/2009



"ADJUSTMENTS TO FEDERAL SCHEDULE "D" ABOVE"

FEDERAL SCHEDULE D CHRONOLOGICALLY

1/1/2001 TO 12/31/2001

ACCOUNT #0049-00-1/6  
 THE PEW MEMORIAL TRUST  
 TAXPAYER ID 23-6234669

SHARES/UNITS	DESCRIPTION	DATE ACQUIRED	DATE DISPOSED	PROCEEDS	COST	GAIN/LOSS
	NOT INCLUDED ON THE ORIGINAL SCHEDULE D		09/28/01	8,907 29	9,223 32	-316 03
	FNMA REMIC 88-31 D P O DTD 12/1/1998 0% 2/25/2018		09/28/01	73 983 49	73 983 49	0 00
	NOT INCLUDED ON THE ORIGINAL SCHEDULE D		09/28/01	58,216 56	58,216 56	0 00
	HEADLANDS MTG INC 1997-4 CLASS X DTD 8/1/1997 1 11284% 11/25/2027		10/04/01	16,370 64	21,644 88	-5,274 24
	FANNIE MAE DTD 12/1/1993 6 5% 10/25/2023		10/25/01	7 984 36	7,984 36	0 00
	NOT INCLUDED ON THE ORIGINAL SCHEDULE D		10/30/01	18,538 76	18,538 76	0 00
	FNMA REMIC 88-31 D P O DTD 12/1/1998 0% 2/25/2018		10/30/01	5 373 71	5,373 71	0 00
	NOT INCLUDED ON THE ORIGINAL SCHEDULE D		10/30/01	10,102 37	10,102 37	0 00
	FNMA STRIP 45-2 I O DTD 11/1/1988 9 5% 11/1/2018		10/31/01	8,521 59	9,001 91	-480 32
	NOT INCLUDED ON THE ORIGINAL SCHEDULE D					
	FNMA STRIP 264-1 PO DTD 7/1/1994 0% 7/1/2024					

"ADJUSTMENTS TO FEDERAL SCHEDULE "D" ABOVE"

FEDERAL SCHEDULE D CHRONOLOGICALLY

1/1/2001 TO 12/31/2001

ACCOUNT #0049-00-1/6  
 THE PEW MEMORIAL TRUST  
 TAXPAYER ID 23-62344669

SHARES/UNITS	DESCRIPTION	DATE ACQUIRED	DATE DISPOSED	PROCEEDS	COST	GAIN/LOSS
	NOT INCLUDED ON THE ORIGINAL SCHEDULE D	10/31/01	10/31/01	46,800.84	46,800.84	0.00
	HEADLANDS MTG INC 1997-4 CLASS X DTD 8/1/1997 1.1284% 11/25/2027	10/31/01	10/31/01	15,847.98	16,952.66	-1,104.68
	FANNIE MAE DTD 12/1/1993 6.5% 10/25/2023	11/25/01	11/25/01	7,797.12	7,797.11	0.01
	HEADLANDS MTG INC 1997-4 CLASS X DTD 8/1/1997 1.1284% 11/25/2027	11/25/01	11/25/01	15,434.33	26,795.54	-11,361.21
	FNMA STRIP 45-2 IO DTD 11/1/1988 9.5% 11/1/2018	11/26/01	11/26/01	10,121.92	10,121.92	0.00
	NOT INCLUDED ON THE ORIGINAL SCHEDULE D	11/29/01	11/29/01	18,489.62	18,489.62	0.00
	FNMA 1998-4 PI REMIC DTD 1/1/1998 6.5% 2/18/2021	11/29/01	11/29/01	5,289.24	5,289.24	0.00
	NOT INCLUDED ON THE ORIGINAL SCHEDULE D	11/30/01	11/30/01	8,145.16	8,785.42	-640.26
	FNMA 1994-20 DTD 2/1/1994 6.5% 2/25/2009	11/30/01	11/30/01	60,777.56	60,777.56	0.00
	NOT INCLUDED ON THE ORIGINAL SCHEDULE D	12/1/1993	12/1/1993			
	FNMA STRIP 264-1 PO DTD 7/1/1994 0% 7/1/2024					
	NOT INCLUDED ON THE ORIGINAL SCHEDULE D					
	FANNIE MAE DTD 12/1/1993 6.5% 10/25/2023					

"ADJUSTMENTS TO FEDERAL SCHEDULE "D" ABOVE"

FEDERAL SCHEDULE D CHRONOLOGICALLY

1/1/2001 TO 12/31/2001

ACCOUNT #0049-00-1/6  
 THE PEW MEMORIAL TRUST  
 TAXPAYER ID 23-62344669

SHARES/UNITS	DESCRIPTION	DATE ACQUIRED	DATE DISPOSED	PROCEEDS	COST	GAIN/LOSS
	NOT INCLUDED ON THE ORIGINAL SCHEDULE D	12/31/01	12/31/01	7,614.43	7,614.44	-0.01
	FNMA 1998-4 PI REMIC DTD 1/1/1998 6.5% 2/18/2021	12/31/01	12/31/01	18,440.65	18,440.65	0.00
	NOT INCLUDED ON THE ORIGINAL SCHEDULE D	12/31/01	12/31/01	7,777.77	8,573.75	-795.98
	FNMA 1994-20 DTD 2/1/1994 6.5% 2/25/2009	12/31/01	12/31/01	7,777.77	8,573.75	-795.98
	NOT INCLUDED ON THE ORIGINAL SCHEDULE D	12/31/01	12/31/01	106,380.47	106,380.47	0.00
	FNMA REMIC 88-31 D P O DTD 12/1/1998 0% 2/25/2018	12/31/01	12/31/01	106,380.47	106,380.47	0.00
	NOT INCLUDED ON THE ORIGINAL SCHEDULE D	12/31/01	12/31/01	69,159.94	69,159.94	0.00
	FNMA STRIP 264-1 PO DTD 7/1/1994 0% 7/1/2024	12/31/01	12/31/01	69,159.94	69,159.94	0.00
	NOT INCLUDED ON THE ORIGINAL SCHEDULE D	12/31/01	12/31/01	14,773.55	31,613.39	-16,839.84
	HEADLANDS MFG INC 1997-4 CLASS X DTD 8/1/1997 11.284% 11/25/2027	12/31/01	12/31/01	14,773.55	31,613.39	-16,839.84
	VARIOUS PARTNERSHIPS - REVERSAL OF THE ORIGINAL ENTRIES ON GAIN/LOSS SCHEDULE	01/01/01	12/31/01	-66,389,802.02	-50,793,200.45	-15,596,601.57
	SHORT-TERM AND LONG-TERM POSTING REPORTED PER K-1	01/01/01	12/31/01	-66,389,802.02	-50,793,200.45	-15,596,601.57
	VARIOUS PARTNERSHIPS - GAIN/(LOSS) PER PARTNERSHIP SCHEDULE K-1'S	01/01/01	12/31/01	-1,387,491.00	0.00	-1,387,491.00
	SHORT-TERM AND LONG-TERM COST BASIS ADJUSTMENT RETURN OF CAPITAL	01/01/01	12/31/01	-1,387,491.00	0.00	-1,387,491.00

\*ADJUSTMENTS TO FEDERAL SCHEDULE "D" ABOVE\*

FEDERAL SCHEDULE D CHRONOLOGICALLY  
1/1/2001 TO 12/31/2001

ACCOUNT #0049-00-1/6  
THE PEW MEMORIAL TRUST  
TAXPAYER ID 23-6234669

SHARES/UNITS	DESCRIPTION	DATE ACQUIRED	DATE DISPOSED	PROCEEDS	COST	GAIN/LOSS
	ON REITS SOLD IN 2001 NOT INCLUDED ON THE ORIGINAL SCHEDULE D		12/31/01	0 00	-3,006,011 52	3 006 011 52
	LONG-TERM CAPITAL GAIN DIVIDENDS ON VARIOUS REAL ESTATE INVESTMENT TRUSTS NOT INCLUDED ON THE ORIGINAL SCHEDULE D		12/31/01	2 434,646 46	0 00	2,434,646 46
	ADJUSTED LONG-TERM GAIN OR LOSS			490,370,348 43	450,635,750 98	39,734,597 45

2001 Pew Memorial Trust

Grantee Name	Amt Paid	Date Paid	Amt Expended	Report Received Date	Purpose
Achieve, Inc 1280 Massachusetts Ave Suite 410 Cambridge MA 02138	\$633,000	4/11/01	\$633,000	12/26/01	In support of an initiative designed to help states work together to upgrade the quality of mathematics education in the middle grades
Energy Foundation The P O Box 29905 San Francisco, CA 94129 0905	\$3,074,500	1/26/01	\$3,074,500	11/15/01 reports received 2/14/02 No additional reports due before 12/31/01	To support state and regional efforts to secure regulations and funding commitments that will increase the development of energy efficiency and clean generation technologies in the electric sector
Energy Foundation The P O Box 29905 San Francisco, CA 94129-0905	\$1,000,000	7/5/01	\$1,000,000	Grant Agreement Received 6/22/01 No additional reports due before 12/31/01	To support national and state efforts to adopt regulations for small generators that establish emissions standards and provide incentives for facilities that combine power generation with the use of waste heat
Energy Foundation The P O Box 29905 San Francisco, CA 94129-0905				4/2/01	To support (1) adoption of state and federal utility restructuring regulations that promote investment in energy efficient and renewable technologies and (2) initiatives for the market development of energy-efficient and renewable technologies

**THE PEW MEMORIAL TRUST<sup>1</sup>****23-6234669****FORM 990PF, PART VIII, LINE 1 – LIST OF OFFICERS, DIRECTORS, AND TRUSTEES 2001**

=====

<b><u>NAME AND ADDRESS</u></b>	<b><u>TITLE</u></b>	<b><u>TIME DEVOTED TO POSITION<sup>2</sup></u></b>	<b><u>COMPENSATION<sup>3</sup></u></b>	<b><u>CONTRIBUTION TO EMPLOYEE BENEFIT PLANS AND DEFERRED COMP.<sup>4</sup></u></b>	<b><u>EXPENSE ACCOUNT AND OTHER ALLOWANCES</u></b>
The Glenmede Trust Company 1650 Market Street, Suite 1200 Philadelphia, PA 19103-7291	Trustee	Part	\$7,194,697	-	-
J. Howard Pew II c/o The Pew Charitable Trusts 2005 Market Street, Suite 1700 Philadelphia, PA 19103	Board Chairman	Part	16,173	-	-
Robert H. Campbell c/o The Pew Charitable Trusts 2005 Market Street, Suite 1700 Philadelphia, PA 19103	Board Member	Part	3,961 <sup>5</sup>	-	-
Susan W. Catherwood c/o The Pew Charitable Trusts 2005 Market Street, Suite 1700 Philadelphia, PA 19103	Board Member	Part	14,522	-	-
Thomas W. Langfitt, M.D. c/o The Pew Charitable Trusts 2005 Market Street, Suite 1700 Philadelphia, PA 19103	Board Member	Part	14,522	-	-
Arthur E. Pew III c/o The Pew Charitable Trusts 2005 Market Street, Suite 1700 Philadelphia, PA 19103	Board Member	Part	13,862	-	-
J. N. Pew, 3rd c/o The Pew Charitable Trusts 2005 Market Street, Suite 1700 Philadelphia, PA 19103	Board Member	Part	-	-	-
J.N. Pew IV, M.D. c/o The Pew Charitable Trusts 2005 Market Street, Suite 1700 Philadelphia, PA 19103	Board Member	Part	14,522	-	-
Mary Catharine Pew, M.D. c/o The Pew Charitable Trusts 2005 Market Street, Suite 1700 Philadelphia, PA 19103	Board Member	Part	14,522	-	-

<u>NAME AND ADDRESS</u>	<u>TITLE</u>	<u>TIME DEVOTED TO POSITION<sup>2</sup></u>	<u>COMPENSATION<sup>3</sup></u>	<u>CONTRIBUTION TO EMPLOYEE BENEFIT PLANS AND DEFERRED COMP.<sup>4</sup></u>	<u>EXPENSE ACCOUNT AND OTHER ALLOWANCES</u>
Richard F. Pew c/o The Pew Charitable Trusts 2005 Market Street, Suite 1700 Philadelphia, PA 19103	Board Member	Part	14,522	-	-
Robert G. Williams c/o The Pew Charitable Trusts 2005 Market Street, Suite 1700 Philadelphia, PA 19103	Board Member	Part	14,522	-	-
Rebecca Rimel c/o The Pew Charitable Trusts 2005 Market Street, Suite 1700 Philadelphia, PA 19103	Board Member, President and Chief Executive Officer	Full	359,708	115,062	-
Joy A. Horwitz c/o The Pew Charitable Trusts 2005 Market Street, Suite 1700 Philadelphia, PA 19103	Director, Legal Affairs, General Counsel and Board Secretary	Full	124,974	41,658	-
Henry B. Bernstein c/o The Pew Charitable Trusts 2005 Market Street, Suite 1700 Philadelphia, PA 19103	Director, Finance	Full	<u>118,855</u>	<u>39,618</u>	-
<b>TOTAL</b>			<b><u>7,919,362</u></b>	<b><u>196,338</u></b>	

<sup>1</sup> This trust is one of seven trusts established by the Pew family that together comprise The Pew Charitable Trusts, an unincorporated division of the trustee, the Glenmede Trust Company. The seven trusts are The Pew Memorial Trust, The J. Howard Pew Freedom Trust, The Mabel Pew Mynn Trust, The J.N. Pew Jr. Charitable Trust, The Medical Trust, The Mary Anderson Trust and The Knollbrook Trust.

<sup>2</sup> Although a precise allocation among the trusts of hours worked is not possible, each of the officers and directors listed on this schedule devotes a minimum of 40 hours per week, and each of the board members devotes a minimum of 160 hours per year, to his or her work on behalf of the seven trusts that comprise The Pew Charitable Trusts. See footnote 1.

<sup>3</sup> The compensation listed in this column, as well as the contributions to employee benefit plans and deferred compensation listed in column 5 of this table, represents 66.0113% of the total amount paid to the Glenmede Trust Company and each individual listed for work performed for the seven trusts that comprise The Pew Charitable Trusts. See footnote 1. The allocation percentage was derived by dividing the sum of the assets held in this trust by the total assets held in the seven trusts.

<sup>4</sup> See footnote 3.

<sup>5</sup> Reflects amounts paid from 11/6/01 (the date this individual assumed the position listed) to 12/31/01.

**THE PEW MEMORIAL TRUST<sup>1</sup>**

**23-6234669**

**FORM 990PF, PART VIII, LINE 2 – COMPENSATION OF FIVE HIGHEST PAID EMPLOYEES 2001**

=====

<u>NAME AND ADDRESS</u>	<u>TITLE</u>	<u>TIME DEVOTED TO POSITION<sup>2</sup></u>	<u>COMPENSATION<sup>3</sup></u>	<u>CONTRIBUTION TO EMPLOYEE BENEFIT PLANS AND DEFERRED COMP.<sup>4</sup></u>	<u>EXPENSE ACCOUNT AND OTHER ALLOWANCES</u>
Joshua S. Reichert c/o The Pew Charitable Trusts 2005 Market Street, Suite 1700 Philadelphia, PA 19103	Director, Environment Program	Full	\$168,207	\$56,069	
Maureen K. Byrnes c/o The Pew Charitable Trusts 2005 Market Street, Suite 1700 Philadelphia, PA 19103	Director, Health and Human Services Program	Full	142,056	47,352	
Marian A. Godfrey c/o The Pew Charitable Trusts 2005 Market Street, Suite 1700 Philadelphia, PA 19103	Director, Culture Program	Full	139,910	46,637	
Susan K. Urahn c/o The Pew Charitable Trusts 2005 Market Street, Suite 1700 Philadelphia, PA 19103	Director, Education Program	Full	139,506	46,502	
Donald Kimelman c/o The Pew Charitable Trusts 2005 Market Street, Suite 1700 Philadelphia, PA 19103	Director, Venture Fund	Full	<u>134,366</u>	<u>44,789</u>	
<b>TOTAL</b>			<u>724,045</u>	<u>241,349</u>	

<sup>1</sup> This trust is one of seven trusts established by the Pew family that together comprise The Pew Charitable Trusts, an unincorporated division of the trustee, the Glenmede Trust Company. The seven trusts are The Pew Memorial Trust, The J. Howard Pew Freedom Trust, The Mabel Pew Myrin Trust, The J. N. Pew Jr. Charitable Trust, The Medical Trust, The Mary Anderson Trust and The Knollbrook Trust.

<sup>2</sup> Although a precise allocation among the trusts of hours worked is not possible, each of the individuals listed on this schedule devotes a minimum of 40 hours per week to his or her work on behalf of the seven trusts that comprise The Pew Charitable Trusts. See footnote 1.

<sup>3</sup> The compensation listed in this column, as well as the contributions to employee benefit plans and deferred compensation listed in column 5 of this table, represents 66.0113% of the total amount paid to each individual listed for work performed for the seven trusts that comprise The Pew Charitable Trusts. See footnote 1. The allocation percentage was derived by dividing the sum of the assets held in this trust by the total assets held in the seven trusts.

<sup>4</sup> See footnote 3.



**THE PEW CHARITABLE TRUSTS**  
**PDE Payout 01/01/01 through 12/31/01**

EIN: 23-6234669

FORM 990-PF

PAGE 6, PART VIII, LINE 3

People ID	Name	Fee	Expense	Total
9229536	AEA Consulting 285 West Broadway Suite 630 New York, NY 10013	\$37,000 00	\$0 00	\$37,000 00
13-4050460				
	2001-0081 Regional Performing Arts Project			
	2001-0105 National Constitution Center Business Plan			
9228753	Akin, Gump, Strauss Hauer & Feld, LLP 1333 New Hampshire Avenue, NW Suite 400 Washington, DC 20036	\$33,458 95	\$0 00	\$33,458 95
99-9999999				
	2001-0043 Legal assistance with various program development projects			
	2001-0044 Legal assistance with various program development projects			
	2001-0052 Legal assistance with various program development projects			
	2001-0053 Legal assistance with various program development projects			
	2001-0076 Legal assistance with institutional and cross cutting program and development project			
	2001-0082 Legal assistance with various program development projects			
	2001-0088 Legal assistance with institutional and cross-cutting program and development project			
	2001-0114 Legal assistance with various program development projects			
9206666	Benso, Joan 20 N Market Square, Suite 300 Harrisburg, PA 17101-1632	\$4 000 00	\$0 00	\$4,000 00
179-50-5012				
	2001-0089 Refining state level advocacy work			
9232978	Bowdoin College 5400 College Station Brunswick, ME 04011-8455	\$45,400 00	\$0 00	\$45,400 00
01-0215213				
	2001-0028 An evaluation of the Presidential Appointment Initiative			
9224307	Burakoff, Robert A 41 Lancaster Road Arlington MA 02476	\$46,300 00	\$0 00	\$46,300 00
379-50-8070				
	2001-0009 Conduct a cluster review of Venture Fund's fact-based "Inform & Engage Strategies"			

**THE PEW CHARITABLE TRUSTS**  
**PDE Payout 01/01/01 through 12/31/01**

<i>People ID</i>	<i>Name</i>	<i>Fee</i>	<i>Expense</i>	<i>Total</i>
9208249	Caplin & Drysdale One Thomas Circle NW Washington, DC 20005-5802	\$1,216 13	\$0 00	\$1,216 13
99-9999999				
2000-0101	Legal assistance with various program development projects			
2000-0102	Legal assistance with institutional and cross-cutting program & development projects			
2001-0054	Legal assistance with various program development projects			
9232349	Caplin & Drysdale Attorneys One Thomas Circle, NW Suite 1100 Washington, DC 20005	\$3,688 63	\$0 00	\$3,688 63
999999999				
2001-0085	Legal assistance with various program development projects			
2001-0086	Legal assistance with various program development projects			
9231679	Center for Applied Research, Inc Attn Brian de Villa 3600 Market Street Suite 501 Philadelphia, PA 19104	\$48,000 00	\$0 00	\$48,000 00
23-2476330				
2000-0093	Clarify roles and responsibilities and the Trusts' expectations and identify issues			
2001-0014	Obtain information regarding the relationship between the Pew Fund and grantees			
15487	Center for Law and Social Policy 1015 15th Street, NW Suite 400 Washington, DC 20005	\$2,000 00	\$0 00	\$2,000 00
23-7000150				
2001-0093	Strategy paper consideration			
9231090	Center for Media and Public Affairs 2100 L Street, NW, Suite 300 Washington DC 20037	\$138,667 00	\$0 00	\$138,667 00
52-1328708				
2000-0084	Evaluation of two projects			
2001-0103	Add 16 TV stations to the evaluation of the Alliance for Better Campaigns			

People ID	Name	Fee	Expense	Total
9233752	Center on Philanthropy P O Box 531581 Indianapolis IN 46253	\$50,000 00	\$0 00	\$50,000 00
35-6001673	2001-0045 Design Hispanic Ministry Initiative			
101955	Central Philadelphia Development Corporation 917 Filbert Street Philadelphia PA 19107	\$105,000 00	\$0 00	\$105,000 00
23-583209	2001-0080 Ben Franklin Parkway Lighting Project			
9233646	Clay Jason W 2253 North Upton Street Arlington VA 22207	\$29,500 00	\$0 00	\$29,500 00
496-56-8519	2001-0039 Provide information to determine advisability of undertaking a campaign			
10050	Committee for the Study of the American Electorate PMB 294 Suite 900, 601 Pennsylvania Avenue, NW South Building Washington, DC 20003	\$6,500 00	\$0 00	\$6,500 00
52-1101966	2001-0011 Committee for the study of the American Electorate			
9220633	Corbett H Dickson 512 Conestoga Road Malvern, PA 19355	\$16,040 00	\$0 00	\$16,040 00
245-86-4010	1998-0066 Evaluate the Pnchard Commonwealth Institute for Parent Leadership			
17698	Cortines, Ramon C 356 W Del Mawr Blvd Pasadena, CA 91105	\$56,666 00	\$0 00	\$56,666 00
545-44-2506	2001-0058 Refine the K-12 strategy and design a new organization			
9230728	Cynthia Massarsky 53 Sussex Road Tenafly, NJ 07670	\$60,000 00	\$0 00	\$60,000 00
016-44-1766	2000-0073 Feasibility Study			

People ID	Name	Fee	Expense	Total
9232604	Digitext Inc PO Box 5443 Austin, TX 78763	\$25,000 00	\$0 00	\$25,000 00
74-2812634	2001-0012			Assess the utility and impact of the Aspen Institute Candidate Tool Kits
9217476	Drew, Elizabeth 3000 Woodland Drive, NW Washington, DC 20008	\$50,000 00	\$0 00	\$50,000 00
010-32-2060	2001-0051			Assess the current state of federal campaign finance reform
9216214	Editorial Projects in Education, Inc 6935 Arlington Road, Suite 100 Bethesda, MD 20814	\$60,930 00	\$0 00	\$60,930 00
53-0246895	2001-0037			Help staff explore the need for and feasibility of a new independent organization
9220195	Environment Northeast P O Box 313 8 Summer Street Rockport ME 04856-0313	\$28,500 00	\$0 00	\$28,500 00
01-0518193	2001-0002			Evaluate a green power initiative in Connecticut
9230352	Epstein, David 423 West 120th Street, #98 New York, NY 10027	\$16,600 00	\$0 00	\$16,600 00
488-66-0713	2000 0067			To examine the impact of internet voting on youth participation
8762	Essential Information 1530 P Street, NW Suite 105 Washington DC 20005	\$42,077 32	\$0 00	\$42,077 32
52-1299631	2001-0059			Explore what role the Trusts might play in helping to curb alcohol marketing practice
9226590	Fiono David 5202 Wyoming Road Bethesda, MD 20816-2268	\$9,755 00	\$0 00	\$9,755 00
361-34-2141	1999-0068			National Center on Education and the Economy Project

People ID	Name	Fee	Expense	Total
9233378	George Washington University Center for Health Services Research and Policy 2021 K Street, N W Suite 800 Washington, DC 20006	\$6,998 00	\$0 00	\$6,998 00
53-0196584	2001-0038 Provide an independent assessment of the policy environment			
9233654	Goodman Research Group, Inc 30 JFK Street, 3rd Floor Cambridge, MA 02138	\$50,782 00	\$0 00	\$50,782 00
04-3256175	2001-0042 Conduct a summative evaluation of Egg the Arts Show			
9233755	Goodman, Andy 3250 Wilshire Boulevard Suite 1400 Los Angeles CA 90010	\$45,666 00	\$0 00	\$45,666 00
081-38-1618	2001-0046 Report analyzing national print advertising by public interest organizations			
	2001-0095 Assess public interest print advertising			
9234457	Grace Consulting 6350 North 78th Street #310 Scottsdale, AZ 85250	\$22,300 00	\$0 00	\$22,300 00
86-1034417	2001-0063 Evaluation of YMCA Civic Connectors Initiative			
9230206	Green Donald 93 McKinley Ave New Haven, CT 06515	\$82,111 00	\$0 00	\$82,111 00
547-45-7443	2000-0059 Assess the effectiveness of youth voter turnout efforts			
9232602	Hairston, Elaine 10933 Morse Road S W Pataskala, OH 43062	\$58,160 00	\$0 00	\$58,160 00
290-38-3373	2001-0008 Maximize the impact of investments in higher education			

**THE PEW CHARITABLE TRUSTS  
PDE Payout 01/01/01 through 12/31/01**

<i>People ID</i>	<i>Name</i>	<i>Fee</i>	<i>Expense</i>	<i>Total</i>
102435	Higher Education Policy Institute 152 North Third Street Suite 705 San Jose, CA 95112	\$13,387 27	\$0 00	\$13,387 27
77-0313194	2000-0097			Convene a meeting of experts to help staff develop a focused objective on education
9229712	Horwitt Sanford D 5935 N 5th Road Arlington, VA 22203	\$29,000 00	\$0 00	\$29,000 00
391-40-6100	2000-0038			Identify key civic engagement organization & propose possible areas for collaboration
9232941	Hughes, Mark Alan 2047 Cherry Street Philadelphia, PA 19103	\$15 120 00	\$0 00	\$15,120 00
424-96-4143	2001-0022			Assist Pew Fund staff in identifying specific strategies for addressing TANF issues
15882	Institute for Educational Inquiry 124 East Edgar Street Seattle, WA 98102	\$32,150 00	\$0 00	\$32,150 00
94-3129409	2000-0019			High school and college courses taken by high school students
9219072	Jacobs Lawrence R 2157 Sargent Avenue St Paul, MN 55105	\$123,332 00	\$0 00	\$123,332 00
073-54-9983	2001-0020			Determine the political visibility and salience of higher education nationally
9233757	Lexis-Nexis P O Box 933 Dayton, OH 45401-0933	\$16,420 00	\$0 00	\$16,420 00
52-1471842	2001-0048			News feed and on-line services for PCT Web site
9234015	Lombardi Joan 1941 Shiver Drive Alexandria VA 22307	\$25,500 00	\$0 00	\$25,500 00
116-36-9519	2001-0055			Assist staff in the development of the Early Childhood strategy

<i>People ID</i>	<i>Name</i>	<i>Fee</i>	<i>Expense</i>	<i>Total</i>
9224105	Lovell, Ellen 819 Seventh Street, NW, Suite 505 Washington, DC 20001	\$40,000 00	\$0 00	\$40,000 00
041-40-9953	2001-0049 Policy opportunity analysis			
9234105	Lowe, Eugene 624 Colfax Street Evanston IL 60201	\$10,000 00	\$0 00	\$10,000 00
065-42-3685	2001-0056 Christian Scholars Cluster Review			
9232716	Madeleine Albright, Inc 1330 Connecticut Ave, NW #256 Washington DC 20036	\$50,600 00	\$0 00	\$50,600 00
52-2291189	2001-0015 Assist in the planning for a contemplated global poll			
9233345	Maeroff, Gene 23 Carriage Place Edison NJ 08820	\$8,500 00	\$0 00	\$8,500 00
302-32-5620	2001-0034 Determine the need amongst the media for a new, independent organization			
9234919	Martin & Glanz, LLP 100 Shoreline Highway Suite 140B Mill Valley, CA 94941	\$150,000 00	\$0 00	\$150,000 00
91-1862568	2001-0078 Early Education Project			
9205387	Mayer, Neil S 1309 Solano Avenue, Suite B Albany, CA 94706	\$49,800 00	\$0 00	\$49,800 00
393-44-3580	2000-0077 To help HHS staff design an improved community development corp support collaborative			
9234008	McCabe Associates 4 Normandy Drive Chadds Ford, PA 19317	\$106,545 00	\$0 00	\$106,545 00
23-3073411	2001-0050 Evaluation of the Pew Center on Global Climate change			

**THE PEW CHARITABLE TRUSTS**  
**PDE Payout 01/01/01 through 12/31/01**

<i>People ID</i>	<i>Name</i>	<i>Fee</i>	<i>Expense</i>	<i>Total</i>
9231681	McKinsey and Company, Inc 600 14th Street NW Suite 300 Washington, DC 20005	\$115,000 00	\$0 00	\$115,000 00
13-1826332	2000-0095 Perform an assessment of the field of global codes of conduct			
200986	MEM Associates 521 Fifth Avenue, Suite 1801 New York, NY 10175	\$17,850 00	\$0 00	\$17,850 00
52-1912602	1999-0084 Chronicle of Culture project			
9222589	Miller Matthew 1385 Lachman Lane Pacific Palisades, CA 90272	\$2 000 00	\$0 00	\$2,000 00
097-48-6292	2001-0033 Idea Generation			
9209883	Morgan Lewis & Bockius 2000 One Logan Square Philadelphia, PA 19103	\$3,533 19	\$0 00	\$3,533 19
99-9999999	2001-0087 Legal assistance with various program development projects			
	2001-0096 Legal assistance with various program development projects			



**THE PEW CHARITABLE TRUSTS**  
**PDE Payout 01/01/01 through 12/31/01**

<i>People ID</i>	<i>Name</i>	<i>Fee</i>	<i>Expense</i>	<i>Total</i>
9228755	Morgan, Lewis & Bockius, LLP P O Box 8500-S6050 Philadelphia, PA 19178	\$38,650 27	\$0 00	\$38,650 27
99-9999999				
2000-0099	Legal assistance with various program development projects			
2000-0103	Legal assistance with institutional and cross-cutting program & development projects			
2000-0104	Legal assistance with various program development projects			
2001-0024	Legal assistance with various program development projects			
2001-0025	Legal assistance with various program development projects			
2001-0031	Legal assistance with various program development projects			
2001-0061	Legal assistance with various program development projects			
2001-0062	Legal assistance with various development projects			
2001-0098	Legal assistance with various program development projects			
2001-0107	Legal assistance with various program development projects			
2001-0108	Legal assistance with various program development projects			
2001-0109	Legal assistance with various program development projects			
2001-0113	Legal assistance with various program development projects			
9235353	MTEC, LLC P O Box 86008 Montgomery Village, MD 20886-6008	\$33,000 00	\$0 00	\$33,000 00
52-2331904				
2001-0091	Background research for FASTEN			
9231680	National Center for Higher Education Management Systems P O Box 9752 Boulder CO 80301-9752	\$9,450 00	\$0 00	\$9,450 00
74-1894594				
2000-0094	Provide information to Education program staff about the higher education policy U S A			
9234923	National Environmental Trust 1200 18th Street, NW Washington, DC 20036	\$141,200 00	\$0 00	\$141,200 00
52-1863706				
2001-0079	Wild Salmon Project			

People ID	Name	Fee	Expense	Total
9232238	Natural Resources Defense Council c/o Lynne Shevlin Coordinator, Foundation Relations 40 West 20th Street New York, NY 10011	\$46,000 00	\$0 00	\$46,000 00
13-2654926	2001-0001			Assess the expansion of work to develop & implement state air emissions regulations
9229707	Netburn McGill L L C 500 Fifth Avenue Suite 2424 New York, NY 10110	\$2,448 74	\$0 00	\$2,448 74
13-3988596	2000-0035			Develop a plan to stabilize the finances & increase circulation of Wash Monthly Mag
9205442	OMG Center for Collaborative Learning 1528 Walnut Street, Suite 805 Philadelphia, PA 19102	\$41,553 00	\$0 00	\$41,553 00
23-2694572	2000-0060			Evaluate Philadelphia Green Program
102316	OMG Center for Collaborative Learning 1528 Walnut Street, Suite 805 Philadelphia, PA 19102	\$12,500 00	\$0 00	\$12,500 00
23-2694572	2001-0094			Assess, oversee and monitor the three-part community development strategy
9235785	Philliber Research Associates 16 Main Street Accord, NY 12404	\$40,500 00	\$0 00	\$40,500 00
14-1700759	2001-0104			Evaluate the National Arts Journalism Program
201975	Pickman, James 3464 Macomb Street N W Washington DC 20016	\$37,500 00	\$0 00	\$37 500 00
130-32-9792	2001-0006			Assess and recommend an appropriate role if any, for Trusts in electoral reform

**THE PEW CHARITABLE TRUSTS  
PDE Payout 01/01/01 through 12/31/01**

<i>People ID</i>	<i>Name</i>	<i>Fee</i>	<i>Expense</i>	<i>Total</i>
9234145	Ruder-Finn Arts & Communications Counselors 675 West End Avenue (3A) New York, NY 10025	\$114,000 00	\$0 00	\$114,000 00
13-1815833	2001-0060 Public relations services			
9232342	Rutgers, The State University of NJ Graduate School of Education 10 Seminary Place New Brunswick, NJ 08903	\$159,807 00	\$0 00	\$159,807 00
22-6001086	2001-0003 Phase 1-Assist program staff in the potential work area of early childhood education			
9232601	Schilling, Karen M 613 White Oak Drive Oxford, OH 45056	\$46,750 00	\$0 00	\$46,750 00
014-40-6313	2001-0007 Maximize the impact of investments in higher education			
9234470	Schnur, Daniel 550 Davis Street, #18 San Francisco, CA 94111	\$60,000 00	\$0 00	\$60,000 00
393-78-1578	2001 0066 Test the effectiveness of best-practices and codes of conduct			
9232939	Sebago Associates, Inc 951 Old Country Road #194 Belmont, CA 94002	\$49,500 00	\$0 00	\$49,500 00
77-0493318	2001-0021 With the aging of the baby boom generation, explore if there is a role for the Trusts			
9232358	Seth Macinko Washburn Hall Kingston, RI 02881	\$80,000 00	\$0 00	\$80,000 00
536-68-0141	2001-0004 Property Rights and Quota-base Fisheries Implications for Fisheries Mgmt			

People ID	Name	Fee	Expense	Total
9222588	SK Designworks, Inc 1831 Chestnut Street 4-rear Philadelphia, PA 19103-3701	\$95,360 23	\$0 00	\$95,360 23
23-2732484				
	2001-0077 Design a publication that documents a decade of grantmaking by the Envir program			
	2001-0097 Prnt and distribute a publication that documents a decade of grantmaking			
9235572	Skerry, Peter 2531 N Mountain Ave Claremont CA 91711	\$26,000 00	\$0 00	\$26,000 00
017-40-9463				
	2001-0099 Religion and New Immigrants Strategy			
9232605	Suro, Robert A 1919 M Street, NW Suite 460 Washington DC 20036	\$113,000 00	\$0 00	\$113,000 00
213-50-7860				
	2001-0013 Assess the feasibility of establishing a Trusts-funded center			
9231841	Swann, Barbara 3106 May Circle Rio Rancho NM 87124	\$26,667 00	\$0 00	\$26,667 00
154-42-2242				
	2000-0096 Senior lawyers international project			
9216150	The Council on Foundations 1828 L Street, NW Washington, DC 20036-5168	\$25,000 00	\$0 00	\$25,000 00
13-6068327				
	2001-0111 Support for a coalition to reduce or repeal the excise tax on foundations			
9229709	The Headwaters Group 526 Fairfax Avenue Nashville, TN 37212	\$58,770 00	\$0 00	\$58,770 00
62-1807526				
	2001-0040 Examine the contribution of the grass-tops component of Health-Track			

People ID	Name	Fee	Expense	Total
9232603	The Philadelphia Foundation (Ref. Conf 2001 Conference) 1234 Market Street Suite 1900 Philadelphia, PA 19107	\$25,000 00	\$0 00	\$25,000 00
23-1581832	2001-0010 Host Committee expenses for the Council on Foundations 2001 Conference			
9234974	Tractenberg, Paul L 123 Washington Street Newark, NJ 07102	\$30,000 00	\$0 00	\$30,000 00
156-28-5195	2001-0084 Explore the feasibility of grantmaking strategy in early education			
92822	Trustees of the University of Pennsylvania 1335 36th Street Philadelphia PA 19104-3246	\$50,000 00	\$0 00	\$50,000 00
23-1352685	2000-0087 College Access Program			
9231074	UMDNJ-RWJMS Department of Psychiatry Attn: Maria C Sciancalepore 675 Hoos Lane Piscataway, NJ 08855	\$16,722 00	\$0 00	\$16,722 00
22-1775306	2000-0075 Exploring whether there is role for Trusts in the area of alcohol abuse & alcoholism			
9234108	University of Cincinnati P O Box 210627 Office of Sponsored Programs One Edwards Ctr Ste 773 Cincinnati, OH 45221-0627	\$25,000 00	\$0 00	\$25,000 00
31-6000989	2001-0057 Christian Scholars Cluster Review			
9230101	University of Minnesota University of Minnesota, Twin Cities Campus College of Liberal Arts 1414 Social Sciences Building 267-19th Avenue South Minneapolis, MN 55455-0410	\$94,650 00	\$0 00	\$94,650 00
41-6007513	2000-0057 Tracking portfolio---HHS Environmental Health Public Education Campaign			

People ID	Name	Fee	Expense	Total
9232938	University of Virginia P O Box 400195, Sponsored Programs Charlottesville, VA 22904-4195	\$29,850 00	\$0 00	\$29,850 00
54-6001796	2001-0018			Assess the feasibility and utility of holding a national summit meeting
9233291	Waller Margy A 3133 Connecticut Ave #1116 Washington, DC 20008	\$66,000 00	\$0 00	\$66,000 00
278-68-8305	2001-0030			Design the Religion and Social Welfare Roundtable
9232977	Washington Council Ernst & Young 1150 17th Street, N W Suite 601 Washington, DC 20036	\$30,000 00	\$0 00	\$30,000 00
34-6565596	2001-0026			Federal monitoring services
9232942	Williams, Rhys H 3230 S 9th Street St Louis, MO 63118	\$5,647 00	\$0 00	\$5 647 00
494-64-2740	2001-0023			Develop a detailed research design & workplan for the Christian Scholarship Cluster
9220634	Wilson, Bruce 11 Linden Avenue Merchantville NJ 08109	\$16,040 00	\$0 00	\$16 040 00
539-44-0568	1998-0067			Evaluate the Pinchard Commonwealth Institute for Parent Leadership
9204842	Wilson Edward W 121 N Second Street Wrightsville, PA 17368	\$78,400 00	\$0 00	\$78,400 00
186-38-5765	2001-0064			Planning for a cluster review of three Venture Fund initiatives in journalism reform
	2001-0102			A cluster review of four Venture Fund initiatives in journalism reform

THE PEW CHARITABLE TRUSTS  
 PDE Payout 01/01/01 through 12/31/01

People ID	Name	Fee	Expense	Total
9233054	World Resources Institute 10 G Street NE Washington, DC 20002	\$10,000 00	\$0 00	\$10,000 00
52-1257057	2001-0029 Assess opportunities to promote federal policies on efficiency and renewable energy			
9232722	Zelizer Barbie 123 Bentley Ave Bala Cynwyd,, PA 19004	\$15,988 51	\$0 00	\$15,988 51
287-44-2867	2001-0017 Develop quality indicators for the Religion & Media Grantmaking			

Total \$3,742,007 24 \$0 00 \$3,742,007 24  
 LESS: HARTFORD SEMINARY REF (516434)  
 BALANCE @ 12/31/01 \$3,736,942.90

THE PEW MEMORIAL TRUST  
ACCOUNT #0049-00-1/6  
E.I.N. 23-6234669  
TAX YEAR 12/31/01

**PART XI, FORM 990-PF, PAGE 7**  
**DISTRIBUTABLE AMOUNT**

LINE 4a	RECOVERIES OF AMOUNTS TREATED AS QUALIFYING DISTRIBUTIONS		2,557,853 00
	- PRIOR YEAR RETURNED CONTRIBUTIONS	777,177 00	
	- REPAYMENT OF PROGRAM RELATED INVESTMENTS AS FOLLOWS		
	- LOCAL INITIATIVES SUPPORT CORPORATION		
	DTD 8/9/94 3% 8/9/03	625,000.00	
	- ENTERPRISE FOUNDATION LOAN		
	DTD 8/9/94 3% 8/9/03	208,333 00	
	- REGIONAL HOUSING DEVELOPMENT CORP		
	DTD 5/1/96 3% 5/1/02	<u>947,343 00</u>	



Trust	Begin Balance	Awards	Payments	PY Rescissions	CY Rescissions	Grant Returns	Transfers	End Balance
Pew Memorial Trust 0049-00-1/6								
1998-002984 STD Abington Art Center, Jenkintown, PA	\$30,000	\$0	\$30,000	\$0	\$0	\$0	\$0	\$0
For general operating support, as part of the Philadelphia Cultural Leadership Program								
1999-003251 STD Academy of Vocal Arts, The, Philadelphia, PA	\$120,000	\$0	\$60,000	\$0	\$0	\$0	\$0	\$60,000
In support of general operations, as part of the Philadelphia Cultural Leadership Program								
2000-003672 STD Achieve, Inc - A Resource Center on Standards, Assessment, Accountability, and Technology, Cambridge, MA	\$0	\$1,500,000	\$633,000	\$0	\$0	\$0	\$0	\$867,000
In support of an initiative designed to help states work together to upgrade the quality of mathematics education in the middle grades								
1999-003729 STD Alverno College, Milwaukee, WI	\$358,000	\$0	\$199,000	\$0	\$0	\$0	\$0	\$159,000
To advance the practice of outcomes-based learning and assessment in undergraduate education								
2001-002675 STD American Academy for Liberal Education, Washington, DC	\$0	\$200,000	\$0	\$0	\$0	\$0	\$0	\$200,000
To develop and test a model of accreditation for liberal arts colleges and colleges of arts and science based on evidence of student learning and instructional effectiveness								
1999-003397 STD American Academy for Liberal Education, Washington, DC	\$110,000	\$0	\$110,000	\$0	\$0	\$0	\$0	\$0
To test a model of accreditation based on evidence of student learning and instructional effectiveness								
2000-000504 STD American Academy of Religion, Inc, Atlanta, GA	\$1,008,000	\$0	\$291,000	\$0	\$0	\$0	\$0	\$717,000
To establish a referral service that would link members of the news media with academic experts on religion and public life issues								

Trust		Begin Balance	Awards	Payments	PY Rescissions	CY Rescissions	Grant Returns	Transfers	End Balance
Pew Memorial Trust	0049-00-1/6								
2001-000732 STD		\$0	\$100,000	\$50,000	\$0	\$0	\$0	\$0	\$50,000
American Assembly, The, New York, NY									
In support of a project to examine the impact that changes in the legal treatment of intellectual property are having on the arts as the cultural community adapts to new digital technologies									
1997-003314 STD		\$200,000	\$0	\$200,000	\$0	\$0	\$0	\$0	\$0
American Association for the Advancement of Science, Washington, DC									
For technical design and development of a prototype knowledge environment									
1997-003118 STD		\$350,000	\$0	\$350,000	\$0	\$0	\$0	\$0	\$0
American Association for the Advancement of Science, Washington, DC									
To continue to support teachers in implementing standards-based education									
2001-001625 STD		\$0	\$150,000	\$0	\$0	\$0	\$0	\$0	\$150,000
American Littoral Society, Frederck, MD									
To promote sustainable management of marine fish populations in the southeastern United States and the Caribbean Sea through public education and administrative advocacy									
1999-003260 STD		\$725,000	\$0	\$250,000	\$0	\$0	\$0	\$0	\$475,000
American Music Theater Festival, Inc , Philadelphia, PA									
In support of general operations, as part of the Philadelphia Cultural Leadership Program									
2001-001887 STD		\$0	\$250,000	\$250,000	\$0	\$0	\$0	\$0	\$0
American National Red Cross - Southeastern Pennsylvania Chapter, Philadelphia, PA									
To support emergency relief efforts for victims of the earthquake in Peru									
2001-001887-001 STD		\$0	\$250,000	\$250,000	\$0	\$0	\$0	\$0	\$0
American National Red Cross - Southeastern Pennsylvania Chapter, Philadelphia, PA									
To support emergency relief efforts for victims of the flooding caused by Tropical Storm Allison									

Trust	Begin Balance	Awards	Payments	PY Rescissions	CY Rescissions	Grant Returns	Transfers	End Balance
Pew Memorial Trust 0049-00-1/6								
2001-000159 STD American National Red Cross - Southeastern Pennsylvania Chapter, Philadelphia, PA  In support of emergency relief efforts for victims of the El Salvador earthquake	\$0	\$250,000	\$250,000	\$0	\$0	\$0	\$0	\$0
2000-002589 STD American Rivers, Inc , Washington, DC  To help restore key Pacific salmon populations by supporting efforts to strengthen significantly the public constituency needed to breach the four dams of the lower Snake River in Washington state	\$995,000	\$0	\$995,000	\$0	\$0	\$0	\$0	\$0
2000-000781 STD American University, The, Washington, DC  To improve political discourse and campaign conduct for candidates and the political consulting industry	\$1,533,000	\$0	\$424,000	\$0	\$0	\$0	\$0	\$1,109,000
1999-001539 STD Appalachian Mountain Club, Boston, MA  For continued support of a public education campaign to establish 10 permanently protected public forest reserves in northern New England and New York	\$150,000	\$0	\$150,000	\$0	\$0	\$0	\$0	\$0
1999-003284 STD Arden Theatre Company, Philadelphia, PA  In support of general operations, as part of the Philadelphia Cultural Leadership Program	\$154,000	\$0	\$70,000	\$0	\$0	\$0	\$0	\$84,000
1997-003103 STD Art Institute of Chicago, Chicago, IL  In support of "Looking at Art Together: Families and Lifelong Learning," as part of the Program for Art Museums and Communities	\$214,000	\$0	\$135,000	\$0	\$0	\$0	\$0	\$79,000
2000-000950 STD Arts, The University of the, Philadelphia, PA  To re-create the historic facade of the University of the Arts' Terra Building designed by architect Horace Trumbauer	\$1,000,000	\$0	\$1,000,000	\$0	\$0	\$0	\$0	\$0

Trust	Begin Balance	Awards	Payments	PY Rescissions	CY Rescissions	Grant Returns	Transfers	End Balance
Pew Memorial Trust 0049-00-1/6 1999-003533 STD Arts, The University of the, Philadelphia, PA  In support of the Philadelphia Exhibitions Initiative, which provides funding for public art exhibitions and publications of high artistic caliber in the Philadelphia five-county region	\$1,536,000	\$0	\$758,000	\$0	\$0	\$0	\$0	\$778,000
1999-002665 STD Association of American Colleges and Universities, Washington, DC  To raise expectations about what undergraduates should know and be able to do as a result of going to college	\$1,075,000	\$0	\$430,000	\$0	\$0	\$0	\$0	\$645,000
1999-002820 STD Association of American Universities, Washington, DC  To create an Association of American Universities Clearinghouse to translate state standards and performance assessments for high school graduation into criteria for university admissions	\$800,000	\$0	\$200,000	\$0	\$0	\$0	\$0	\$600,000
1999-002504 STD Association of Small Foundations, Bethesda, MD  To enhance understanding on the part of small foundation trustees and staff of public policy issues affecting philanthropy	\$200,000	\$0	\$100,000	\$0	\$0	\$0	\$0	\$100,000
1998-000497 STD Balch Institute, The, Philadelphia, PA  For the Philadelphia Area Consortium of Special Collections Libraries to develop a comprehensive on-line catalog of the members' collections	\$16,000	\$0	\$16,000	\$0	\$0	\$0	\$0	\$0
1997-003284 STD Bay Area Discovery Museum, Sausalito, CA  For continued support to administer the Program for Art Museums and Communities	\$217,000	\$0	\$70,000	\$0	\$0	\$0	\$0	\$147,000
2001-003186 STD Benton Foundation, Washington, DC  For the development, implementation and evaluation of a prototype grantee extranet, a Web-based communications tool to increase nonprofits' effectiveness	\$0	\$400,000	\$0	\$0	\$0	\$0	\$0	\$400,000

Trust	Begin Balance	Awards	Payments	PY Rescissions	CY Rescissions	Grant Returns	Transfers	End Balance
Pew Memorial Trust 0049-00-1/6 1999-001656 STD Board of Regents of the University of Nebraska, Lincoln, NE  To develop a prototype system for peer review of teaching materials	\$584,000	\$0	\$84,000	\$0	\$0	\$0	\$0	\$500,000
1997-001829 STD Board of Trustees of the Leland Stanford Junior University, Stanford, CA  In support of operations of the Earth Systems Program	\$85,000	\$0	\$85,000	\$0	\$0	\$0	\$0	\$0
1997-003693 STD Board of Trustees of the Leland Stanford Junior University, Stanford, CA  In support of research on the alignment of high school graduation and college admission standards	\$862,000	\$0	\$448,000	\$0	\$0	\$0	\$0	\$414,000
1997-002930 STD Brandywine Conservancy, Inc , Chadds Ford, PA  For general operating support, as part of the Philadelphia Cultural Leadership Program	\$57,000	\$0	\$57,000	\$0	\$0	\$0	\$0	\$0
2000-002189 STD Brevard College Corporation, Brevard, NC  To complete the development of assessment tools and to assist campuses in using the tools to improve student success and retention in the first year of college	\$1,000,000	\$0	\$417,000	\$0	\$0	\$0	\$0	\$583,000
2001-002588 STD Brigham Young University, Provo, UT  To study and inform the public of campaign spending patterns in the 2002 federal elections	\$0	\$1,284,000	\$0	\$0	\$0	\$0	\$0	\$1,284,000
1999-000412 STD British Columbia, University of, Vancouver, BC  To establish a scientific group to study the impact of fisheries on marine ecosystems and to produce a report on the state of the North Atlantic ocean	\$323,000	\$0	\$323,000	\$0	\$0	\$0	\$0	\$0
2000-002590 STD British Columbia, University of, Vancouver, BC  To apply a newly developed ecological model to assess the overall health of two major global marine regions, with a particular emphasis on the ecosystem impacts of commercial fishing	\$2,105,000	\$0	\$620,000	\$0	\$0	\$0	\$0	\$1,485,000

Trust	Begin Balance	Awards	Payments	PY Rescissions	CY Rescissions	Grant Returns	Transfers	End Balance
Pew Memorial Trust 0049-00-1/6								
1999-002090 STD Brookings Institution, Washington, DC	\$2,058,000	\$0	\$1,123,000	\$0	\$0	\$0	\$0	\$935,000
To establish the Presidential Service Initiative, a multifaceted program designed to encourage qualified men and women to accept high-level executive appointments following the next presidential election								
1998-002222 STD Brown University, Providence, RI	\$1,886,000	\$0	\$800,000	\$0	\$0	\$0	\$0	\$1,086,000
In support of a national program to increase service learning in college and university curricula								
1999-002019 STD Brown University, Providence, RI Transferred from Education Commission of the States	\$641,000	\$0	\$255,000	\$0	\$0	\$0	\$0	\$386,000
To support the development of new state policy recommendations affecting higher education in light of the challenges represented by new technologies and entrepreneurial providers of higher education								
1999-003369 STD Brown University, Providence, RI	\$300,000	\$0	\$114,000	\$0	\$0	\$0	\$0	\$186,000
To investigate the role that school districts can play in strengthening the professional development of teachers								
1999-003280 STD Bucks County Historical Society, The, Doylestown, PA	\$235,000	\$0	\$90,000	\$0	\$0	\$0	\$0	\$145,000
In support of general operations, as part of the Philadelphia Cultural Leadership Program								
2001-001476 STD Cape Cod Commercial Hook Fishermen's Association, Inc , North Chatham, MA	\$0	\$150,000	\$37,500	\$0	\$0	\$0	\$0	\$112,500
To promote sustainable management of marine fish populations in New England through public education and administrative advocacy								
1987-002540 STD Carnegie Foundation for the Advancement of Teaching, The, Menlo Park, CA	\$2,055,000	\$0	\$877,000	\$0	\$0	\$0	\$0	\$1,178,000
To establish the Carnegie Teaching Academy								

Trust	Begin Balance	Awards	Payments	PY Rescissions	CY Rescissions	Grant Returns	Transfers	End Balance
Pew Memorial Trust 0049-00-1/6 1999-002017 STD Center City District Foundation, Philadelphia, PA	\$200,000	\$0	\$0	\$0	\$0	\$0	\$0	\$200,000
A one-time grant to develop a community court in Philadelphia to help reduce quality-of-life crimes in Center City, University City and surrounding neighborhoods by providing a blended approach of community sentencing and social services								
2001-003006 STD Central Philadelphia Development Corporation, Philadelphia, PA	\$0	\$3,000,000	\$0	\$0	\$0	\$0	\$0	\$3,000,000
In support of the design and installation of new street, sidewalk, facade and monument lighting along the Benjamin Franklin Parkway								
2000-003186 STD Chicago, The University of, Chicago, IL	\$710,000	\$0	\$474,000	\$0	\$0	\$0	\$0	\$236,000
To conduct preliminary research into the impact of residential education on the lives of disadvantaged children and to develop a plan for longer-term research to further illuminate this field								
1999-003279 STD Choral Arts Society of Philadelphia, Philadelphia, PA	\$50,000	\$0	\$20,000	\$0	\$0	\$0	\$0	\$30,000
In support of general operations, as part of the Philadelphia Cultural Leadership Program								
2000-001952 STD City Year, Inc , Boston, MA	\$150,000	\$0	\$150,000	\$0	\$0	\$0	\$0	\$0
To help fund new development efforts aimed at creating a more diverse and sustainable donor base								
1997-002932 STD Clay Studio, The, Philadelphia, PA	\$10,000	\$0	\$10,000	\$0	\$0	\$0	\$0	\$0
For general operating support, as part of the Philadelphia Cultural Leadership Program								
2000-000033 STD Clean Energy Group, Inc , Montpelier, VT	\$133,000	\$0	\$133,000	\$0	\$0	\$0	\$0	\$0
In support of the Harvard Medical Collaborative Clean Power Partnership Project to assess opportunities for using fuel cells to provide reliable power in the hospitals and research facilities								

Trust	Begin Balance	Awards	Payments	PY Rescissions	CY Rescissions	Grant Returns	Transfers	End Balance
Pew Memorial Trust 0049-00-1/6 1999-003278 STD Cliveden of the National Trust, Inc , Philadelphia, PA  In support of general operations, as part of the Philadelphia Cultural Leadership Program	\$65,000	\$0	\$25,000	\$0	\$0	\$0	\$0	\$40,000
2000-001787 STD Conservation Law Foundation, Inc , Boston, MA  To support the planning and design of a public education campaign to establish marine-protected areas in the Gulf of Maine	\$181,000	\$0	\$78,000	\$0	\$0	\$0	\$0	\$103,000
2000-000031-001 STD Consumers Union of United States, Inc , Yonkers, NY  to upgrade the Consumers Union e-rating system to rate Web sites on credibility standards	\$720,000	\$0	\$720,000	\$0	\$0	\$0	\$0	\$0
2000-000031 STD Consumers Union of United States, Inc , Yonkers, NY  to establish and promote credibility standards for Internet content providers	\$2,700,000	\$0	\$800,000	\$0	\$0	\$0	\$0	\$1,900,000
2001-003255 STD Cooperative for Assistance and Relief Everywhere, Inc (CARE), Atlanta, GA  In support of emergency relief efforts for Afghan refugees	\$0	\$500,000	\$500,000	\$0	\$0	\$0	\$0	\$0
1995-004446-001 STD Cornell University, Ithaca, NY  To determine the extent to which low-income pregnant women and children switch among Medicaid managed care plans and to assess the possible health effects of discontinuity in care	\$204,631	\$0	\$0	\$204,631	\$0	\$0	\$0	\$0
1997-002527 STD Cornell University, Ithaca, NY  To renovate undergraduate facilities	\$1,000,000	\$0	\$500,000	\$0	\$0	\$0	\$0	\$500,000
1999-002732 STD Council for Basic Education, Washington, DC  To support the creation of a teacher professional development curriculum based on student work	\$325,000	\$0	\$125,000	\$0	\$0	\$0	\$0	\$200,000



Trust		Begin Balance	Awards	Payments	PY Rescissions	CY Rescissions	Grant Returns	Transfers	End Balance
Pew Memorial Trust	0049-00-1/6								
2001-000741 STD		\$0	\$600,000	\$150,000	\$0	\$0	\$0	\$0	\$450,000
Council of Chief State School Officers, Inc , Washington, DC									
To strengthen the role of environment-based K-12 education approaches									
2001-002343 STD		\$0	\$100,000	\$0	\$0	\$0	\$0	\$0	\$100,000
Council on Foreign Relations, Inc , New York, NY									
To promote nonpartisan discussion and debate among Capitol Hill staff members about United States foreign, economic and security policy									
1998-003276 STD		\$400,000	\$0	\$400,000	\$0	\$0	\$0	\$0	\$0
Curtis Institute of Music, The, Philadelphia, PA									
To renovate Curtis Hall and for the purchase of musical instruments									
2001-002965 STD		\$0	\$1,500,000	\$0	\$0	\$0	\$0	\$0	\$1,500,000
Declaration of Independence, Inc , Beverly Hills, CA									
In support of the Declaration of Independence Road Trip, a project bringing the Declaration of Independence to venues around the country, educating Americans about the history and meaning of the document and promoting the civic engagement of Americans, especially younger citizens									
1996-003427 STD		\$84,000	\$0	\$84,000	\$0	\$0	\$0	\$0	\$0
Denver Art Museum, The, Denver, CO									
In support of "World Art and Cultures A Family Learning Program," as part of the Program for Art Museums and Communities									
1997-003114 STD		\$314,500	\$0	\$314,500	\$0	\$0	\$0	\$0	\$0
Do Something, Inc., New York, NY									
To encourage and assist community organizations in recruiting and involving young people in the civic life of their communities									
2000-003733 STD		\$0	\$1,850,000	\$325,000	\$0	\$0	\$0	\$0	\$1,525,000
Drexel University, Philadelphia, PA									
In support of the Philadelphia Cultural Management Initiative, a program to strengthen the management effectiveness of arts institutions in southeastern Pennsylvania									

Trust	Begin Balance	Awards	Payments	PY Rescissions	CY Rescissions	Grant Returns	Transfers	End Balance
Pew Memorial Trust 0049-00-1/6 2000-001753 STD Ducks Unlimited, Inc , Memphis, TN  To establish a nongovernmental organization to lead conservation efforts to protect the Canadian boreal forest	\$1,400,000	\$0	\$700,000	\$0	\$0	\$0	\$0	\$700,000
2000-002470 STD Duke University, Durham, NC  To conduct a comprehensive study of the ecological impacts of the worldwide pelagic longline industry	\$1,120,000	\$0	\$285,000	\$0	\$0	\$0	\$0	\$835,000
1998-001520 STD Duke University, Durham, NC  In support of "Indivisible," a photography and oral history initiative to document civic engagement in America	\$385,146	\$0	\$219,146	\$0	\$0	\$0	\$0	\$166,000
2000-001784 STD Earth Force, Inc , Alexandria, VA  In support of continuing operations	\$2,281,000	\$0	\$890,000	\$0	\$0	\$0	\$0	\$1,391,000
2000-003410 STD Earthjustice Legal Defense Fund, San Francisco, CA  For the Pew Wilderness Center, to coordinate and support a public education initiative to enhance wilderness protection efforts by the U S conservation community	\$0	\$4,668,000	\$4,668,000	\$0	\$0	\$0	\$0	\$0
1999-003333-002 STD / Split Trust Earthjustice Legal Defense Fund, Washington, DC  To establish a center that will coordinate and support a public education initiative to enhance wilderness protection efforts by the U S conservation community	\$1,000,000	\$0	\$1,000,000	\$0	\$0	\$0	\$0	\$0
1999-002894 STD Easter Seal Society for Handicapped Children and Adults of Philadelphia, Bucks, Chester, Delaware & Montgomery Counties  For continued support of the summer camp program for children and young adults with disabilities in Philadelphia, Bucks, Chester, Delaware and Montgomery Counties	\$120,000	\$0	\$80,000	\$0	\$0	\$0	\$0	\$60,000

Trust		Begin Balance	Awards	Payments	PY Rescissions	CY Rescissions	Grant Returns	Transfers	End Balance
Pew Memorial Trust	0049-00-1/6								
1999-000231 STD		\$283,000	\$0	\$183,000	\$0	\$0	\$0	\$0	\$100,000
Edtional Projects in Education, Inc , Bethesda, MD									
In support of Quality Counts, Education Week's annual report on public education in the 50 states									
2000-003096 STD		\$326,000	\$0	\$326,000	\$0	\$0	\$0	\$0	\$0
Education Commission of the States, Denver, CO									
To conduct a feasibility study of statewide actions to provide universal preschool education and restructure education options for grades 11 to 13									
1999-003021 STD		\$1,694,000	\$0	\$376,000	\$0	\$0	\$0	\$0	\$1,318,000
Education Trust, Inc , The, Washington, DC									
To design policies and practices for assuring the quality of undergraduate education									
2000-000355 STD		\$1,445,000	\$0	\$668,000	\$0	\$0	\$0	\$0	\$777,000
Education Trust, Inc , The, Washington, DC									
To support public education campaigns to improve student achievement, kindergarten through college									
1999-003529 STD		\$2,000,000	\$0	\$1,000,000	\$0	\$0	\$0	\$0	\$1,000,000
Educational Broadcasting Corporation, New York, NY									
In support of the public television series, EGG The Arts Show, a new weekly public television series covering arts and culture in America									
1999-003737 STD		\$180,000	\$0	\$120,000	\$0	\$0	\$0	\$0	\$60,000
Eisenhower Exchange Fellowships, Inc , Philadelphia, PA									
In support of the Philadelphia International Leadership Initiative, which would create five international fellowships annually for emerging leaders from the Philadelphia region									
2000-001897 STD		\$70,000	\$0	\$35,000	\$0	\$0	\$0	\$0	\$35,000
Eleutherian Mills - Hagley Foundation, Inc , Wilmington, DE									
For general operating support for the library and Center for Advanced Study									

Trust		Begin Balance	Awards	Payments	PY Rescissions	CY Rescissions	Grant Returns	Transfers	End Balance
Pew Memorial Trust	0049-00-1/6								
2000-000539 STD		\$3,076,000	\$0	\$247,000	\$0	\$0	\$0	\$0	\$2,829,000
Emory University, Atlanta, GA									
To establish the Center for the Interdisciplinary Study of Religion at Emory University and to support its research activities, fellows program and lecture series									
2000-001518 STD		\$5,149,000	\$0	\$3,074,500	\$0	\$0	\$0	\$0	\$2,074,500
Energy Foundation, The, San Francisco, CA									
To support state and regional efforts to secure regulations and funding commitments that will increase the development of energy efficiency and clean generation technologies in the electric sector									
1998-002597-001 STD		\$1,000,000	\$0	\$0	\$0	\$0	\$0	\$0	\$1,000,000
Enterprise Corporation of the Delta, Jackson, MS									
To increase the capital base for the financial lending and technical assistance services to expand the impact of the Enterprise Corporation of the Delta									
2001-001894 STD		\$0	\$150,000	\$37,500	\$0	\$0	\$0	\$0	\$112,500
Environment Northeast, Rockport, ME									
To build demand for new renewable energy capacity through collaborative efforts with leading businesses and institutions in Connecticut									
1999-002316 STD		\$854,000	\$0	\$137,000	\$0	\$0	\$0	\$0	\$717,000
Evergreen State College Foundation, The, Olympia, WA									
To expand and strengthen the learning community movement									
1994-002552 STD		\$45,000	\$0	\$45,000	\$0	\$0	\$0	\$0	\$0
Family and Community Service of Delaware County, Media, PA									
A grant in support of the Supportive Housing Program for Persons Living with AIDS									
2001-001581 STD		\$0	\$2,000,000	\$125,000	\$0	\$0	\$0	\$0	\$1,875,000
Foundation for American Communications, The, Pasadena, CA									
For a project to produce and deliver a series of educational programs and support services on issues of religion and public life in select U S regional media markets									

Trust		Begin Balance	Awards	Payments	PY Rescissions	CY Rescissions	Grant Returns	Transfers	End Balance
Pew Memorial Trust	0049-00-1/6								
2000-003683 ALC		\$10,000,000	\$0	\$0DSG	\$0	\$0	\$0	\$0	\$10,000,000
Founding Fathers Papers									
To establish an investment fund that would be used to accelerate the completion of scholarly documentary and electronic editions of the papers of the nation's Founding Fathers									
2001-001457 STD		\$0	\$3,980,000	\$0	\$0	\$0	\$0	\$0	\$3,980,000
Franklin Institute, The, Philadelphia, PA									
In support of a consortium comprising five institutions to organize and present an exhibit, "The Creation of Benjamin Franklin, American Citizen of the World," along with related conservation and inventory activities									
1997-002939 STD		\$100,000	\$0	\$100,000	\$0	\$0	\$0	\$0	\$0
Franklin Institute, The, Philadelphia, PA									
For general operating support, as part of the Philadelphia Cultural Leadership Program									
2000-002908 STD		\$0	\$2,000,000	\$500,000	\$0	\$0	\$0	\$0	\$1,500,000
Franklin Institute, The, Philadelphia, PA									
In support of "Turning the Key—Opening Young Minds," a capital campaign designed to revitalize the 1934 Science Museum's exhibits and public spaces									
1998-001479 STD		\$352,000	\$0	\$200,000	\$0	\$0	\$0	\$0	\$152,000
Free Library of Philadelphia, The, Philadelphia, PA									
To build the library's capacity to implement a major annual giving program									
1998-003549 STD		\$152,876	\$0	\$108,900	\$0	\$0	\$0	\$0	\$43,976
Friends of the National Parks at Gettysburg, Inc , Gettysburg, PA									
For the restoration of the Pennsylvania State Memorial at Gettysburg National Military Park									
2000-002543 STD		\$300,000	\$0	\$150,000	\$0	\$0	\$0	\$0	\$150,000
George Junior Republic, Grove City, PA									
For the renovation of Memorial Home into a Multimedia Technology Center and Library and for the construction of two new homes and a Special Needs Unit									

Trust	Begin Balance	Awards	Payments	PY Rescissions	CY Rescissions	Grant Returns	Transfers	End Balance
Pew Memorial Trust 0049-00-1/6								
2000-001707 STD George Washington University, Washington, DC	\$668,000	\$0	\$226,000	\$0	\$0	\$0	\$0	\$442,000
To research, evaluate and recommend "best practices" for congressional Web sites								
1999-002862 STD George Washington University, Washington, DC	\$230,000	\$0	\$0	\$0	\$0	\$0	\$0	\$230,000
To support a grading system designed to assess the management capacity of federal agencies								
2000-001098 STD Georgetown University, Washington, DC	\$4,340,000	\$0	\$560,000	\$0	\$0	\$0	\$0	\$3,780,000
For the establishment of the Pew Forum on Religion and Public Life to gather and disseminate the best research on religion's role in public affairs								
2001-002507 STD Georgetown University, Washington, DC	\$0	\$5,859,000	\$0	\$0	\$0	\$0	\$0	\$5,859,000
To launch a campaign to reduce children's exposure to alcohol advertising and marketing								
2000-002954 STD Georgetown University, Washington, DC	\$4,650,000	\$0	\$4,069,000	\$0	\$0	\$0	\$0	\$581,000
To educate the informed public and key federal policy makers about the need for a well-coordinated, national approach to environmental health tracking and monitoring								
1999-002837 STD Georgia State University Foundation, Inc , Atlanta, GA	\$553,000	\$0	\$110,000	\$0	\$0	\$0	\$0	\$443,000
To develop performance standards and assessments for college transfer and graduation								
1997-002927 STD Greater Philadelphia Chamber of Commerce Regional Foundation, Philadelphia, PA	\$8,000	\$0	\$8,000	\$0	\$0	\$0	\$0	\$0
For general operating support, as part of the Philadelphia Cultural Leadership Program								
1996-000603 STD Greater Philadelphia First Foundation, Philadelphia, PA Transferred to Trustees of the University of Pennsylvania	\$60,000	\$0	\$0	\$0	\$0	\$0	\$60,000	\$0
To provide continued support for a comprehensive evaluation of education reform in Philadelphia								

Trust	Begin Balance	Awards	Payments	PY Rescissions	CY Rescissions	Grant Returns	Transfers	End Balance
Pew Memorial Trust 0049-00-1/6								
1999-000521 STD Greater Philadelphia Tourism Marketing Corporation, Philadelphia, PA	\$750,000	\$0	\$430,000	\$0	\$0	\$0	\$0	\$320,000
For general support of a regional marketing and advertising program that promotes five counties (Bucks, Chester, Delaware, Montgomery and Philadelphia) as a tourist destination								
2000-000730 STD Greater Washington Educational Telecommunications Association, Inc , The, Arlington, VA	\$2,800,000	\$0	\$1,616,000	\$0	\$0	\$0	\$0	\$1,184,000
In support of the NewsHour's Media Unit, which provides in-depth coverage of the media and the powerful trends that are reshaping the news business								
1999-002157 STD Greater Washington Educational Telecommunications Association, Inc , The, Arlington, VA	\$0	\$0	\$0	\$46,200	\$0	\$46,200	\$0	\$0
To develop a four-program series entitled, "Candidate Conversations," a live televised exchange between the major party nominees for president								
1997-000157 STD Greater Washington Educational Telecommunications Association, Inc , The, Arlington, VA	\$100,000	\$0	\$100,000	\$0	\$0	\$0	\$0	\$0
In support of an eight-episode documentary on jazz								
1998-003136 STD Grove City College, Grove City, PA	\$2,000,000	\$0	\$2,000,000	\$0	\$0	\$0	\$0	\$0
To support the construction of a new academic building on the college campus								
1997-001870 STD Harvard University, Cambridge, MA	\$210,000	\$0	\$210,000	\$0	\$0	\$0	\$0	\$0
To establish an information center on the policies and practices of faculty employment, research key issues of faculty employment, and conduct education and training programs								
2001-001624 STD Hawaii Audubon Society, Honolulu, HI	\$0	\$150,000	\$0	\$0	\$0	\$0	\$0	\$150,000
To promote sustainable management of marine fish populations in Hawaii and the Western Pacific through public education and administrative advocacy								

Trust		Begin Balance	Awards	Payments	PY Rescissions	CY Rescissions	Grant Returns	Transfers	End Balance
Pew Memorial Trust	0049-00-1/6								
2000-003617 STD		\$0	\$300,000	\$38,000	\$0	\$0	\$0	\$0	\$262,000
Heritage College, Toppenish, WA									
In support of a program to recruit and educate minority and bilingual K-12 teachers									
2000-001498 STD		\$3,025,000	\$0	\$1,192,000	\$0	\$0	\$0	\$0	\$1,833,000
Higher Education Policy Institute, San Jose, CA									
To produce and disseminate national state-by-state report cards on higher education's performance									
2001-000694 STD		\$0	\$154,000	\$77,000	\$0	\$0	\$0	\$0	\$77,000
Higher Education Policy Institute, San Jose, CA									
To highlight the twin issues of affordability and cost-effectiveness in higher education and strengthen the indicators in these areas on the state-by-state report card									
1998-002978 STD		\$175,000	\$0	\$175,000	\$0	\$0	\$0	\$0	\$0
Independence Seaport Museum, Philadelphia, PA									
For general operating support, as part of the Philadelphia Cultural Leadership Program									
1999-002927 STD		\$4,727,000	\$0	\$476,000	\$0	\$0	\$0	\$0	\$4,251,000
Independence Visitor Center Corporation, Philadelphia, PA									
For support of the History Exhibitions Initiative, a program to assist local history museums to produce high-quality, innovative exhibits									
2001-002762 STD		\$0	\$2,000,000	\$0	\$0	\$0	\$0	\$0	\$2,000,000
Independence Visitor Center Corporation, Philadelphia, PA									
To complete construction of the Liberty Bell Center, new home of the Liberty Bell, Philadelphia's most precious historic treasure									
2001-000505 STD		\$3,163,520	\$0	\$512,500	\$0	\$0	\$0	\$0	\$2,651,020
Independence Visitor Center Corporation, Philadelphia, PA									
Transferred from Preservation Alliance for Greater Philadelphia, The									
In support of the Heritage Investment Program, which will provide technical assistance and challenge grants to historic sites									



Trust		Begin Balance	Awards	Payments	PY Rescissions	CY Rescissions	Grant Returns	Transfers	End Balance
Pew Memorial Trust	0049-00-1/6								
1999-003823 STD		\$2,200,000	\$0	\$1,771,400	\$0	\$0	\$0	\$0	\$428,600
Independence Visitor Center Corporation, Philadelphia, PA									
In support of enhancements to the Gateway Visitor Center									
1999-000854 STD		\$375,000	\$0	\$42,000	\$0	\$0	\$0	\$0	\$333,000
Independent Sector, Washington, DC									
To strengthen the public policy advocacy and response capacity of the nonprofit sector at both the national and state levels									
1997-003472 STD		\$295,000	\$0	\$295,000	\$0	\$0	\$0	\$0	\$0
Indiana University Foundation, Indianapolis, IN									
To develop prototypes for documenting and reviewing institutional performance									
1999-002314 STD		\$2,000,000	\$0	\$1,071,000	\$0	\$0	\$0	\$0	\$929,000
Indiana University Foundation, Bloomington, IN									
To implement an annual survey of undergraduates that will reveal new dimensions of college quality									
2000-002369 STD		\$262,500	\$0	\$262,500	\$0	\$0	\$0	\$0	\$0
International Foundation for Education and Self-Help, Phoenix, AZ									
To support continuation of preliminary work on the Global Sullivan Principles, an international code of conduct setting standards for the workplace and environmental practices of multinational corporations									
2000-003541 STD		\$500,000	\$0	\$500,000	\$0	\$0	\$0	\$0	\$0
J Paul Getty Trust, Los Angeles, CA									
To fund an inventory and conservation needs assessment of the fine and decorative arts collections of the Barnes Foundation									
1999-003274 STD		\$200,000	\$0	\$75,000	\$0	\$0	\$0	\$0	\$125,000
James A Michener Art Museum, The, Doylestown, PA									
In support of general operations, as part of the Philadelphia Cultural Leadership Program									

Trust		Begin Balance	Awards	Payments	PY Rescissions	CY Rescissions	Grant Returns	Transfers	End Balance
Pew Memorial Trust	0049-00-1/6								
1999-003282 STD		\$55,000	\$0	\$25,000	\$0	\$0	\$0	\$0	\$30,000
John Bartram Association, The, Philadelphia, PA									
In support of general operations, as part of the Philadelphia Cultural Leadership Program									
1999-003257 STD		\$80,000	\$0	\$40,000	\$0	\$0	\$0	\$0	\$40,000
John J Tyler Arboretum, Media, PA									
In support of general operations, as part of the Philadelphia Cultural Leadership Program									
2000-002781 STD		\$3,900,000	\$0	\$615,000	\$0	\$0	\$0	\$0	\$3,285,000
Johns Hopkins University, Washington, DC									
To continue and expand the Pew International Journalism Program, an initiative to encourage American news media to devote more sustained and thoughtful coverage to global issues relevant to the post-cold war era									
2000-000566-001 STD		\$170,000	\$0	\$170,000	\$0	\$0	\$0	\$0	\$0
League for Innovation in the Community College, Mission Viejo, CA									
To develop and publicize policies to improve remediation programs to increase student success in community colleges									
2000-000566 STD		\$960,000	\$0	\$719,000	\$0	\$0	\$0	\$0	\$241,000
League for Innovation in the Community College, Mission Viejo, CA									
To promote the adoption of new ways of certifying community college students' performance-based achievement									
2001-000227 STD		\$0	\$700,000	\$188,000	\$0	\$0	\$0	\$0	\$512,000
Learning Matters, Inc , New York, NY									
For support of The Merrow Report, a PBS documentary series about education and further dissemination of information in those documentaries									
1999-003248 STD		\$125,000	\$0	\$50,000	\$0	\$0	\$0	\$0	\$75,000
Library Company of Philadelphia, The, Philadelphia, PA									
In support of general operations, as part of the Philadelphia Cultural Leadership Program									

Trust	Begin Balance	Awards	Payments	PY Rescissions	CY Rescissions	Grant Returns	Transfers	End Balance
Pew Memorial Trust 0049-00-1/B								
2000-000731-001 STD Local Initiatives Support Corporation, New York, NY	\$166,000	\$0	\$166,000	\$0	\$0	\$0	\$0	\$0
To help create an independent Stand Up for Rural America organization devoted to educating policy makers and the public about rural community development work								
2000-000731 STD Local Initiatives Support Corporation, New York, NY	\$1,350,000	\$0	\$334,000	\$0	\$0	\$0	\$0	\$1,016,000
To support an initiative to strengthen the capacity and increase the output of community development corporations in rural Pennsylvania								
1999-003275 STD Main Line Art Center, Haverford, PA	\$80,000	\$0	\$35,000	\$0	\$0	\$0	\$0	\$45,000
In support of general operations, as part of the Philadelphia Cultural Leadership Program								
1999-002305 STD Manpower Demonstration Research Corporation, New York, NY	\$550,000	\$0	\$0	\$0	\$0	\$0	\$0	\$550,000
To continue to examine the effects of welfare reform in Philadelphia, as part of a multicity study								
2001-001477 STD Marine Conservation Biology Institute, Redmond, WA	\$0	\$350,000	\$60,000	\$0	\$0	\$0	\$0	\$290,000
To produce a scientifically sound evaluation of the relative impacts of different types of commercial fishing gear on the marine environment								
1997-000446 STD Maryland Foundation, Inc., The University of, Adelphi, MD	\$107,000	\$0	\$107,000	\$0	\$0	\$0	\$0	\$0
To further its statewide work on standards-based reform								
2000-000953 STD Maryland Foundation, Inc., The University of, College Park, MD	\$1,000,000	\$0	\$491,000	\$0	\$0	\$0	\$0	\$509,000
In support of a project designed to improve campaigns by providing candidates and consultants with real-world case studies of best practices								

Trust	Begin Balance	Awards	Payments	PY Rescissions	CY Rescissions	Grant Returns	Transfers	End Balance
Pew Memorial Trust 0049-00-1/6 2000-000438 STD Maryland Foundation, Inc , The University of, Adelphi, MD  To engage higher education and K-12 state systems in furthering standards-based reform	\$466,000	\$0	\$166,000	\$0	\$0	\$0	\$0	\$300,000
2001-002587 STD Maryland Foundation, Inc , The University of, College Park, MD  To support an effort to improve the campaign behavior of political candidates, the media and other participants through the integration of best-practices standards for the sponsorship and conduct of political campaign debates and issues forums	\$0	\$1,324,000	\$0	\$0	\$0	\$0	\$0	\$1,324,000
1999-000364 STD Massachusetts Institute of Technology, Cambdrg, MA  For continuation of the Museum Loan Network, a program that supports and facilitates long-term loans of objects between museums in the United States	\$853,000	\$0	\$453,000	\$0	\$0	\$0	\$0	\$400,000
1998-002217 STD Meet The Composer, New York, NY  For continued support of the New Residencies Program to bring composers directly into communities for the creation and presentation of work in partnership with art and community organizations	\$900,000	\$0	\$450,000	\$0	\$0	\$0	\$0	\$450,000
2000-001475 STD Mid Atlantic Arts Foundation, Inc , Baltimore, MD  In support of Pennsylvania Performing Arts on Tour, a program that provides funding for tours and related activities throughout the Mid-Atlantic region by Pennsylvania performing artists of high artistic caliber	\$486,000	\$0	\$141,000	\$0	\$0	\$0	\$0	\$345,000
2001-000509 STD National Board for Professional Teaching Standards, Inc., Arlington, VA  To increase the number of classroom teachers pursuing National Board certification	\$0	\$1,000,000	\$125,000	\$0	\$0	\$0	\$0	\$875,000
1998-003049 STD National Center for Higher Education Management Systems, Boulder, CO  To establish the Quality Incentives Initiative to generate new approaches to quality assurance, design concrete prototypes, and bring together individuals who are spearheading quality assurance efforts	\$654,000	\$0	\$183,000	\$0	\$0	\$0	\$0	\$471,000

Trust	Begin Balance	Awards	Payments	PY Rescissions	CY Rescissions	Grant Returns	Transfers	End Balance
Pew Memorial Trust 0049-00-1/6								
1998-002131 STD National Center on Education and the Economy, The, Washington, DC	\$1,500,000	\$0	\$1,500,000	\$0	\$0	\$0	\$0	\$0
To develop classroom materials for a standards-based curriculum and instruction system								
1998-002392 STD National Council of Young Mens Chrstian Associations of the United States of America, Chicago, IL	\$895,000	\$0	\$115,000	\$0	\$0	\$0	\$0	\$780,000
To develop civic connector centers designed to link young adults to community problem-solving activities								
2000-003408 STD National Environmental Trust, Washington, DC	\$0	\$2,500,000	\$2,125,000	\$0	\$0	\$0	\$0	\$375,000
For general operating support.								
2000-003382 STD National Environmental Trust, Washington, DC	\$3,000,000	\$0	\$2,250,000	\$0	\$0	\$0	\$0	\$750,000
For general operating support								
1999-002731 STD National Foundation for the Improvement of Education, Washington, DC	\$444,000	\$0	\$178,000	\$0	\$0	\$0	\$0	\$266,000
To develop sustaining school/college partnerships aimed at strengthening the subject matter knowledge of teachers								
2001-000620 STD National Parks Conservation Association, Washington, DC	\$0	\$900,000	\$400,000	\$0	\$0	\$0	\$0	\$500,000
To support a comprehensive public education effort demonstrating the need for increased funding for the national park system and for conservation and visitor-interpretation programs in the national parks								
1999-002783 STD National Public Radio, Inc , Washington, DC	\$387,500	\$0	\$212,500	\$175,000	\$0	\$0	\$0	\$0
In support of an initiative that would use National Public Radio's daily news programs and talk show to both expand information available about critical issues and engage the public in discussion of these issues. The initiative also would create an innovative pilot Web curriculum to allow teachers to use the information about critical issues in their classes								

Trust		Begin Balance	Awards	Payments	PY Rescissions	CY Rescissions	Grant Returns	Transfers	End Balance
Pew Memorial Trust	0049-00-1/6								
1999-000409 STD		\$450,000	\$0	\$150,000	\$0	\$0	\$0	\$0	\$300,000
National Religious Partnership for the Environment, Inc , The, New York, NY									
For general operating support of an organization that assists major faith groups engaged in environmental issues									
2000-003965 STD		\$0	\$160,000	\$40,000	\$0	\$0	\$0	\$0	\$120,000
National Urban League, Inc , New York, NY									
In support of a feasibility study for expanding the National Achievers Society, an honors program that provides positive reinforcement and resources to high-performing African American youth									
2001-001434 STD		\$0	\$400,000	\$60,000	\$0	\$0	\$0	\$0	\$340,000
Natural Resources Council, Inc , Augusta, ME									
To restore access to the Penobscot River system to Atlantic salmon, American shad and other anadromous fish species through the removal of three hydropower dams									
1999-003857 STD		\$800,000	\$0	\$500,000	\$0	\$0	\$0	\$0	\$300,000
New America Foundation, Washington, DC									
In support of a national fellowship program to promote solutions-oriented research and writing on public policy issues									
2000-000624-001 STD		\$1,500,000	\$0	\$500,000	\$0	\$0	\$0	\$0	\$1,000,000
New England Aquarium Corporation, Boston, MA									
For the 2001 Pew Fellows class									
2000-000624 STD		\$1,066,000	\$0	\$398,000	\$0	\$0	\$0	\$0	\$668,000
New England Aquarium Corporation, Boston, MA									
For administrative expenses to operate the Pew Fellows Program for fiscal years 2000 through 2003									
1999-003443 STD		\$280,000	\$0	\$68,000	\$0	\$0	\$0	\$0	\$212,000
New England Association of Schools & Colleges, Inc , Bedford, MA									
To design and pilot a new accreditation tool									

Trust	Begin Balance	Awards	Payments	PY Rescissions	CY Rescissions	Grant Returns	Transfers	End Balance
Pew Memorial Trust 0049-00-1/6 1997-001830 STD New Visions for Public Schools, Inc , New York, NY  In support of the evaluation of school-based budgeting for the New York City Board of Education	\$62,000	\$0	\$62,000	\$0	\$0	\$0	\$0	\$0
1999-000093 STD North Central Association of Colleges and Secondary Schools, Chicago, IL  In support of developing a new model for regional accreditation based on national quality improvement programs	\$838,000	\$0	\$502,000	\$0	\$0	\$0	\$0	\$336,000
2001-001340 STD Northeastern University, Boston, MA Transferred from Regents of the University of California, Los Angeles To continue the support of a national network of local teacher organizations actively engaged in educational reform	\$94,350	\$0	\$94,350	\$0	\$0	\$0	\$0	\$0
2000-000937 STD Notre Dame du Lac, University of, Notre Dame, IN  To establish a new program to support Christian scholars through collaborative research projects, a book prize and a lecture series	\$2,744,000	\$0	\$1,372,000	\$0	\$0	\$0	\$0	\$1,372,000
2001-002589 STD Notre Dame du Lac, University of, Notre Dame, IN  To establish the Hispanic Church Research Initiative, which would produce and widely disseminate research on how theologically trained clergy contribute to effective community ministry among Hispanic churches	\$0	\$1,000,000	\$0	\$0	\$0	\$0	\$0	\$1,000,000
2000-001078 STD Oceana, Inc , Washington, DC  For support of a new global marine organization	\$4,032,000	\$0	\$3,016,000	\$0	\$0	\$0	\$0	\$1,016,000
2001-002400 STD Oceana, Inc , Washington, DC  In support of efforts to reduce the incidental bycatch of fish and other marine life, curtail particularly destructive fishing practices, and develop a stronger public constituency for ocean conservation	\$0	\$5,035,000	\$0	\$0	\$0	\$0	\$0	\$5,035,000

Trust		Begin Balance	Awards	Payments	PY Rescissions	CY Rescissions	Grant Returns	Transfers	End Balance
Pew Memorial Trust	0049-00-1/6								
1999-003176 STD		\$508,000	\$0	\$167,000	\$0	\$0	\$0	\$0	\$341,000
OMG Center for Collaborative Learning, Philadelphia, PA									
To support the provision of assistance to Pew Fund grantees that serve vulnerable adults									
2001-001538 STD		\$0	\$456,000	\$57,000	\$0	\$0	\$0	\$0	\$399,000
OMG Center for Collaborative Learning, Philadelphia, PA									
In support of Programs Adjusting to a Changing Environment, an educational series for local nonprofit health and human service providers									
2000-003453 STD		\$0	\$2,700,000	\$598,000	\$0	\$0	\$0	\$0	\$2,102,000
Opera America, Inc , Washington, DC									
To support a multyear initiative aimed at standardizing the way performing arts organizations gather information on their sector, permitting cross-disciplinary analysis and the development of arguments for increased policy support based on reliable data									
1999-003273 STD		\$1,050,000	\$0	\$300,000	\$0	\$0	\$0	\$0	\$750,000
Opera Company of Philadelphia, Philadelphia, PA									
In support of general operations, as part of the Philadelphia Cultural Leadership Program									
1998-002977 STD		\$15,000	\$0	\$15,000	\$0	\$0	\$0	\$0	\$0
Orchestra 2001, Inc , Philadelphia, PA									
For general operating support, as part of the Philadelphia Cultural Leadership Program									
1998-000923 STD		\$373,000	\$0	\$373,000	\$0	\$0	\$0	\$0	\$0
Oregon Foundation, University of, Eugene, OR									
To support continued development of Oregon's Proficiency-based Admission Standards System in an effort to establish an aligned system from kindergarten through college									
2000-001519 STD		\$1,000,000	\$0	\$500,000	\$0	\$0	\$0	\$0	\$500,000
Outdoor Recreation Foundation, Boulder, CO									
To support a new Initiative to engage wilderness dependent businesses in national conservation policy debates related to protecting public lands for wildlife habitat and nonmotorized recreation									



Trust		Begin Balance	Awards	Payments	PY Rescissions	CY Rescissions	Grant Returns	Transfers	End Balance
Pew Memorial Trust	0049-00-1/8								
2001-002398 STD		\$0	\$4,997,000	\$0	\$0	\$0	\$0	\$0	\$4,997,000
Pace University, White Plains, NY									
To support efforts to reduce harmful air emissions from the nation's power plants through public education, administrative advocacy and litigation									
2000-002587 STD		\$4,377,000	\$0	\$2,918,000	\$0	\$0	\$0	\$0	\$1,459,000
Pace University, New York, NY									
To support efforts to reduce harmful air emissions from the nation's power plants									
1999-002307 STD		\$150,000	\$0	\$150,000	\$0	\$0	\$0	\$0	\$0
Paraprofessional Healthcare Institute, Inc , Bronx, NY									
In support of a home health care employment and training program focused on increasing the job skills of low-income people									
2001-002787 STD		\$0	\$3,500,000	\$3,500,000	\$0	\$0	\$0	\$0	\$0
Pennsylvania Academy of the Fine Arts, Philadelphia, PA									
To purchase an interest in the work of art known as The Dream Garden to ensure that the work is permanently maintained as public art in the city of Philadelphia									
2001-002179 STD		\$0	\$640,000	\$300,000	\$0	\$0	\$0	\$0	\$340,000
Pennsylvania Economy League, Inc , Harrisburg, PA									
In support of Choices for Pennsylvania's Future, a project to help ensure that candidates and the news media address Pennsylvania's economic competitiveness in the 2002 gubernatorial campaign									
1999-001019 STD		\$513,000	\$0	\$513,000	\$0	\$0	\$0	\$0	\$0
Pennsylvania Horticultural Society, The, Philadelphia, PA									
To continue to implement vacant land reuse strategies in Philadelphia's low-income neighborhoods and improve the landscapes of Philadelphia's landmarks, gateways and public spaces									
2000-003458 STD		\$0	\$200,000	\$100,000	\$0	\$0	\$0	\$0	\$100,000
Pennsylvania Low Income Housing Corporation, Glenside, PA									
To identify and remove barriers that impede the timely acquisition of blighted land in Philadelphia									

Trust	Begin Balance	Awards	Payments	PY Rescissions	CY Rescissions	Grant Returns	Transfers	End Balance
Pew Memorial Trust 0049-00-1/6								
1999-003428 STD Pennsylvania Young Playwrights Program, Inc , Philadelphia, PA	\$44,000	\$0	\$22,000	\$0	\$0	\$0	\$0	\$22,000
In support of general operations, as part of the Philadelphia Cultural Leadership Program								
1999-003270 STD People's Light and Theatre Company, Malvern, PA	\$430,000	\$0	\$110,000	\$0	\$0	\$0	\$0	\$320,000
In support of general operations, as part of the Philadelphia Cultural Leadership Program								
1998-000718 STD PhAME, Inc , Philadelphia, PA	\$200,000	\$0	\$200,000	\$0	\$0	\$0	\$0	\$0
In support of a comprehensive training and placement program to assist low-income individuals in developing the skills necessary to gain employment in the manufacturing sector								
1999-003267 STD Philadelphia Chamber Music Society, Philadelphia, PA	\$90,000	\$0	\$40,000	\$0	\$0	\$0	\$0	\$50,000
In support of general operations, as part of the Philadelphia Cultural Leadership Program								
1999-003264 STD Philadelphia Company, Philadelphia, PA	\$180,000	\$0	\$100,000	\$0	\$0	\$0	\$0	\$80,000
In support of general operations, as part of the Philadelphia Cultural Leadership Program								
1998-003263 STD Philadelphia Dance Alliance, Philadelphia, PA	\$223,000	\$0	\$223,000	\$0	\$0	\$0	\$0	\$0
For renewal of Dance Advance, a program designed to promote increased artistic excellence of Philadelphia-area individual dance artists, dance companies and dance-presenting organizations								
2000-001428 STD Philadelphia Education Fund, The, Philadelphia, PA	\$975,000	\$0	\$975,000	\$0	\$0	\$0	\$0	\$0
To improve instruction through the Talent Development Program in seven middle schools and six high schools, coordinate teacher peer networks and undertake research and evaluation activities								

Trust	Begin Balance	Awards	Payments	PY Rescissions	CY Rescissions	Grant Returns	Transfers	End Balance
Pew Memorial Trust 0049-00-1/6								
2000-000217 STD Philadelphia Education Fund, The, Philadelphia, PA	\$933,000	\$0	\$334,000	\$0	\$0	\$0	\$0	\$599,000
In support of college preparatory services for Philadelphia public school students and the broader community								
1999-003263 STD Philadelphia Folklore Project, Philadelphia, PA	\$40,000	\$0	\$20,000	\$0	\$0	\$0	\$0	\$20,000
In support of general operations, as part of the Philadelphia Cultural Leadership Program								
2001-002814 STD Philadelphia Foundation, The, Philadelphia, PA	\$0	\$17,000,000	\$0	\$0	\$0	\$0	\$0	\$17,000,000
A five-year challenge grant to strengthen the Regional Performing Arts Center, to aid its resident companies and to help renovate the Academy of Music								
1997-002447 STD Philadelphia Foundation, The, Philadelphia, PA	\$158,000	\$0	\$158,000	\$0	\$0	\$0	\$0	\$0
In support of the Philadelphia Neighborhood Development Collaborative, an operating support program for select community development corporations in Philadelphia								
2000-003457 STD Philadelphia Foundation, The, Philadelphia, PA	\$500,000	\$0	\$500,000	\$0	\$0	\$0	\$0	\$0
To shore up and resurface the New Mill House Deck at the Fairmount Waterworks, which would complete restoration work on the public portions of the site								
1999-001352 STD Philadelphia Health Management Corporation, The, Philadelphia, PA	\$512,000	\$0	\$310,000	\$0	\$0	\$0	\$0	\$202,000
For assistance to Pew Fund grantees that serve children, youth and their families								
2000-000106 STD Philadelphia High School Academies, Inc, Philadelphia, PA	\$700,000	\$0	\$200,000	\$0	\$0	\$0	\$0	\$500,000
To support programs and services for Philadelphia high school students to develop skills needed for employment after graduation								

Trust	Begin Balance	Awards	Payments	PY Rescissions	CY Rescissions	Grant Returns	Transfers	End Balance
Pew Memorial Trust 0049-00-1/6								
2001-000210 STD Philadelphia Museum of Art, Philadelphia, PA	\$0	\$5,000,000	\$5,000,000	\$0	\$0	\$0	\$0	\$0
In support of a series of outdoor installations of work by Philadelphia-born sculptor Alexander "Sandy" Calder along the Benjamin Franklin Parkway								
1997-002951 STD Philadelphia Museum of Art, Philadelphia, PA	\$250,000	\$0	\$250,000	\$0	\$0	\$0	\$0	\$0
For general operating support, as part of the Philadelphia Cultural Leadership Program								
1997-003187 STD Philadelphia Orchestra Association, The, Philadelphia, PA	\$133,000	\$0	\$133,000	\$0	\$0	\$0	\$0	\$0
For general operating support, as part of the Philadelphia Cultural Leadership Program								
2000-001786 STD Physicians for Social Responsibility, Inc , Washington, DC	\$196,000	\$0	\$196,000	\$0	\$0	\$0	\$0	\$0
To build a network of health care providers interested in environmental health issues								
1999-002425 STD Please Touch Museum, Philadelphia, PA	\$2,000,000	\$0	\$1,900,000	\$0	\$0	\$0	\$0	\$100,000
In support of a new facility at Penn's Landing								
1999-003262 STD Point Breeze Performing Arts Center, Philadelphia, PA	\$64,000	\$0	\$32,000	\$0	\$0	\$0	\$0	\$32,000
In support of general operations, as part of the Philadelphia Cultural Leadership Program								
1999-000528 STD Population Council, Inc , New York, NY	\$200,000	\$0	\$200,000	\$0	\$0	\$0	\$0	\$0
For general support of operations								
1998-002161 STD Preservation Alliance for Greater Philadelphia, The, Philadelphia, PA Transferred to Independence Visitor Center Corporation	\$2,925,000	\$0	\$14,000	\$0	\$0	\$252,520	\$3,163,520	\$0
In support of the Heritage Investment Program, which will provide technical assistance and challenge grants to historic sites								

Trust		Begin Balance	Awards	Payments	PY Rescissions	CY Rescissions	Grant Returns	Transfers	End Balance
Pew Memorial Trust	0049-00-1/6								
2001-003093 STD		\$0	\$1,496,000	\$0	\$0	\$0	\$0	\$0	\$1,496,000
President and Trustees of Colby College, Waterville, ME									
In support of a nonpartisan media and citizen education effort to encourage public debate of the campaign finance reform issue									
2000-003205 STD		\$1,300,000	\$0	\$1,300,000	\$0	\$0	\$0	\$0	\$0
President and Trustees of Colby College, Waterville, ME									
For a project to strengthen the campaign finance reform debate									
2000-001460 STD		\$475,000	\$0	\$250,000	\$0	\$0	\$0	\$0	\$225,000
Prichard Committee for Academic Excellence, Lexington, KY									
To increase parent involvement and improve student achievement through a leadership training program for parents									
2001-002763 STD		\$0	\$600,000	\$0	\$0	\$0	\$0	\$0	\$600,000
Prichard Committee for Academic Excellence, Lexington, KY									
To continue the work of the Prichard Committee for Academic Excellence to improve public education through school reform as they work toward becoming a self-sustaining organization									
1998-003207 STD		\$150,000	\$0	\$150,000	\$0	\$0	\$0	\$0	\$0
Project HOME, Philadelphia, PA									
In continued support of community development activities to revitalize a neighborhood in north central Philadelphia									
1999-000186 STD		\$445,000	\$0	\$288,000	\$0	\$0	\$0	\$0	\$157,000
Public Agenda Foundation, Inc., The, New York, NY									
To continue to monitor progress in K-12 education reform and to inform the national discussion on school reform issues									
2000-003042 STD		\$845,000	\$0	\$264,000	\$0	\$0	\$0	\$0	\$581,000
Public Agenda Foundation, Inc., The, New York, NY									
To design and complete an in-depth public opinion survey of the state of civility, morals and manners in contemporary America, and to conduct focus groups with decision makers in key sectors to discuss the implications of the findings for their professions									

Trust		Begin Balance	Awards	Payments	PY Rescissions	CY Rescissions	Grant Returns	Transfers	End Balance
Pew Memorial Trust	0049-00-1/6								
2000-002957 STD		\$2,500,000	\$0	\$1,100,000	\$0	\$0	\$0	\$0	\$1,400,000
Public Interest Projects, New York, NY									
To support the establishment of a new nonprofit organization, the Trust for America's Health, to champion improvements in the nation's public health infrastructure and ability to prevent chronic diseases									
1999-002834 STD		\$2,260,000	\$0	\$2,260,000	\$0	\$0	\$0	\$0	\$0
Public/Private Ventures, Philadelphia, PA									
In support of the community-serving ministry initiative in Philadelphia									
2001-002265 STD		\$0	\$4,000,000	\$0	\$0	\$0	\$0	\$0	\$4,000,000
Public/Private Ventures, Philadelphia, PA									
For continued support of the community-serving ministry initiative in Philadelphia, the goal of which is to provide effective social services to at-risk youth in selected neighborhoods by increasing the capacity of local faith-based organizations									
2000-000891 STD		\$452,000	\$0	\$189,000	\$0	\$0	\$0	\$0	\$263,000
Rector and Visitors of the University of Virginia, Charlottesville, VA									
In support of a project designed to provide training for first-time candidates about all elements of campaigning with an emphasis on leadership, sound public policy and ethical conduct									
2001-000687 STD		\$0	\$173,000	\$87,000	\$0	\$0	\$0	\$0	\$86,000
Rector and Visitors of the University of Virginia, Charlottesville, VA									
To convene policy makers, business leaders and education experts at a national summit meeting to discuss student learning in higher education									
1997-003100 STD		\$182,000	\$0	\$122,000	\$0	\$0	\$0	\$0	\$60,000
Regents of the University of California, Berkeley, Berkeley, CA									
In support of "The Time of Your Life Enhancing Student Engagement with the Arts," as part of the Program for Art Museums and Communities									
1998-000256 STD		\$207,000	\$0	\$112,650	\$0	\$0	\$0	\$94,350	\$0
Regents of the University of California, Los Angeles, Los Angeles, CA									
Transferred to Northeastern University									
To continue the support of a national network of local teacher organizations actively engaged in educational reform									

Trust	Begin Balance	Awards	Payments	PY Rescissions	CY Rescissions	Grant Returns	Transfers	End Balance
Pew Memorial Trust 0049-00-1/6								
1998-001296 STD Regents of the University of California, San Diego, La Jolla, CA	\$292,000	\$0	\$195,000	\$0	\$0	\$0	\$0	\$97,000
To support a project aimed at encouraging colleges and universities to strengthen the role they play in America's civic renewal by incorporating issues of importance to the community into the teaching, research and service done on campus								
1995-002844-001 STD Regents of the University of California, San Francisco, San Francisco, CA	\$1,000,000	\$0	\$1,000,000	\$0	\$0	\$0	\$0	\$0
In support of the research activities of the 1998 class of Pew Biomedical Scholars								
1999-002339 STD Regional Housing Development Corporation, Glenside, PA Transferred from Regional Housing Legal Services	\$400,000	\$0	\$0	\$0	\$0	\$0	\$0	\$400,000
A contingent grant for administration of the second round of the Bridge Loan Program								
1993-000815 STD Regional Housing Development Corporation, Glenside, PA	\$105,000	\$0	\$40,000	\$0	\$0	\$0	\$0	\$65,000
PRI to develop a bridge loan program for low-income rental housing in Philadelphia, over seven years								
2001-000427 STD Regional Housing Legal Services, Glenside, PA	\$0	\$450,000	\$75,000	\$0	\$0	\$0	\$0	\$375,000
For continued support of general operations								
1999-000537 STD Regional Housing Legal Services, Glenside, PA	\$75,000	\$0	\$75,000	\$0	\$0	\$0	\$0	\$0
For continued general operating support to provide legal assistance to community development corporations								
2000-000702 STD Reinvestment Fund, Inc, The, Philadelphia, PA Transferred from Cooper's Ferry Development Association, Inc	\$200,000	\$0	\$200,000	\$0	\$0	\$0	\$0	\$0
A contingent grant for continuation of the Camden Development Collaborative, an operating support program for community development corporations in Camden								

Trust	Begin Balance	Awards	Payments	PY Rescissions	CY Rescissions	Grant Returns	Transfers	End Balance
Pew Memorial Trust 0049-00-1/6 2000-000524 STD Reinvestment Fund, Inc , The, Philadelphia, PA	\$233,000	\$0	\$0	\$0	\$0	\$0	\$0	\$233,000
In support of the Philadelphia Jobs Initiative, an effort to improve access to jobs for disadvantaged young adults								
2001-000428 STD Reinvestment Fund, Inc , The, Philadelphia, PA	\$0	\$400,000	\$50,000	\$0	\$0	\$0	\$0	\$350,000
For continued support of general operations								
1998-003072 STD Rensselaer Polytechnic Institute, Troy, NY	\$3,527,999	\$0	\$2,498,666	\$0	\$0	\$0	\$0	\$1,029,333
To establish the Pew Learning and Technology Program to support efforts to redesign high enrollment introductory courses using technology, a symposium on learning and technology, and a communications program								
1998-002562 STD Reproduction Research Institute, Rockville, MD	\$100,000	\$0	\$0	\$100,000	\$0	\$0	\$0	\$0
To provide operational support to a start-up organization dedicated to funding contraception research								
1997-002603 STD Research Foundation of State University of New York, The, Albany, NY	\$55,000	\$0	\$55,000	\$0	\$0	\$0	\$0	\$0
In support of research on states' use of performance funding for public colleges and universities								
2001-003174 STD Research Foundation of State University of New York, The, Albany, NY	\$0	\$6,300,000	\$0	\$0	\$0	\$0	\$0	\$6,300,000
To establish the Roundtable on Religion and Social Welfare Policy, which would produce research on faith-based social services and disseminate the findings to key stakeholders, including policy makers, the media and religious and civic leaders								
2001-003179 STD Research Foundation of State University of New York, The, Albany, NY Transferred from Tides Center	\$0	\$2,530,000	\$0	\$0	\$0	\$0	\$0	\$2,530,000
To analyze and evaluate the human health impacts of persistent organic pollutants in farmed Atlantic salmon and wild Pacific salmon								



Trust	Begin Balance	Awards	Payments	PY Rescissions	CY Rescissions	Grant Returns	Transfers	End Balance
Pew Memorial Trust 0049-00-1/6 1999-002093 STD Research Foundation of State University of New York, The, Amherst, NY  To establish a national clearinghouse on teaching undergraduate science using case studies	\$526,000	\$0	\$175,000	\$0	\$0	\$0	\$0	\$351,000
1997-003122 STD Rhode Island School of Design, Providence, RI  In support of Art ConText, to link the museum, students and the public library branches, as part of the Program for Art Museums and Communities	\$166,000	\$0	\$83,000	\$0	\$0	\$0	\$0	\$83,000
2000-001845-001 STD Richmond, University of, Richmond, VA  To help ensure that the federal regulatory system appropriately weighs the risks and benefits of agricultural biotechnology now and in the future	\$2,823,000	\$0	\$500,000	\$0	\$0	\$0	\$0	\$2,323,000
2000-001845 STD Richmond, University of, Richmond, VA  To help ensure that the federal regulatory system appropriately weighs the risks and benefits of agricultural biotechnology now and in the future	\$6,305,000	\$0	\$1,182,000	\$0	\$0	\$0	\$0	\$5,123,000
2000-003898 STD Richmond, University of, Richmond, VA  In support of the Pew Center on the States, publisher of Stateline org, to track and analyze critical public policy developments in state capitals	\$0	\$5,576,000	\$997,000	\$0	\$0	\$0	\$0	\$4,579,000
1995-001995 STD Richmond, University of, Richmond, VA  To establish the Pew Civic Entrepreneur Initiative, a leadership training program providing practical skill-building and problem-solving opportunities to teams of citizens in ten communities	\$99,750	\$0	\$99,750	\$0	\$0	\$0	\$0	\$0
1999-003259 STD Rosenbach Museum & Library, Philadelphia, PA  In support of general operations, as part of the Philadelphia Cultural Leadership Program	\$120,000	\$0	\$60,000	\$0	\$0	\$0	\$0	\$60,000

Trust		Begin Balance	Awards	Payments	PY Rescissions	CY Rescissions	Grant Returns	Transfers	End Balance
Pew Memorial Trust	0049-00-1/6								
2001-002810 STD		\$0	\$5,310,000	\$0	\$0	\$0	\$0	\$0	\$5,310,000
Rutgers University Foundation, New Brunswick, NJ									
To create a national institute on early education to conduct, synthesize, commission and disseminate research on quality early education issues									
1999-002317 STD		\$640,000	\$0	\$230,000	\$0	\$0	\$0	\$0	\$410,000
Samford University, Birmingham, AL									
To establish a network for the documentation and peer evaluation of the teaching of problem-based learning courses									
2000-000889 STD		\$489,000	\$0	\$111,000	\$0	\$0	\$0	\$0	\$378,000
San Francisco, University of, San Francisco, CA									
For a research project to study the role of religion in the civic and cultural life of new immigrants in San Francisco									
2001-001435 STD		\$0	\$1,375,000	\$230,000	\$0	\$0	\$0	\$0	\$1,145,000
Save Our Wild Salmon Coalition, Seattle, WA									
To help restore key Pacific salmon populations by supporting efforts to significantly strengthen the public constituency needed to breach the four dams of the lower Snake River in Washington state									
2000-000668 STD		\$633,000	\$0	\$400,000	\$0	\$0	\$0	\$0	\$233,000
SeaWeb, Washington, DC									
For core programs									
1997-002717 STD		\$150,000	\$0	\$43,000	\$0	\$0	\$0	\$0	\$107,000
Seminario Evangelico de Puerto Rico, Inc , San Juan, PR									
To educate and train female clergy and laity for ministry and for research on female clergy contributions to the Puerto Rican church									
1999-003258 STD		\$583,000	\$0	\$250,000	\$0	\$0	\$0	\$0	\$333,000
Settlement Music School of Philadelphia, Philadelphia, PA									
In support of general operations, as part of the Philadelphia Cultural Leadership Program									

Trust	Begin Balance	Awards	Payments	PY Rescissions	CY Rescissions	Grant Returns	Transfers	End Balance
Pew Memorial Trust 0049-00-1/6								
1999-002619 STD Settlement Music School of Philadelphia, Philadelphia, PA	\$1,152,000	\$0	\$1,000,000	\$0	\$0	\$0	\$0	\$152,000
For continued support of the Philadelphia Music Project, an artistic development program for Philadelphia-area music organizations								
2001-002467 STD Settlement Music School of Philadelphia, Philadelphia, PA	\$0	\$3,379,000	\$0	\$0	\$0	\$0	\$0	\$3,379,000
In support of the Philadelphia Music Project, an artistic development program for Philadelphia-area music organizations								
1997-002550 STD Smithsonian Institution, Washington, DC	\$4,340,441	\$0	\$469,343	\$0	\$0	\$0	\$0	\$3,871,098
For the preservation of the Star-Spangled Banner								
2000-000583 STD Southern Association of Colleges and Schools, Inc , Decatur, GA	\$280,000	\$0	\$174,000	\$0	\$0	\$0	\$0	\$106,000
To design and pilot a revised accreditation process in the southern region								
2000-000783 STD Southern California, University of, Los Angeles, CA	\$600,000	\$0	\$206,000	\$0	\$0	\$0	\$0	\$394,000
In support of an initiative designed to demonstrate practical ways to improve broadcast news campaign coverage								
2001-001110 STD Southern California, University of, Los Angeles, CA	\$0	\$5,900,000	\$667,000	\$0	\$0	\$0	\$0	\$5,233,000
To study the economic, social, cultural and political realities of America's fast-growing Latino population as well as the impact Latinos are having on American civic, political and economic life								
2001-001420 STD Strategies for the Global Environment, Inc , Arlington, VA	\$0	\$2,000,000	\$250,000	\$0	\$0	\$0	\$0	\$1,750,000
For completion of the work of the Pew Oceans Commission and its report to the nation on policies needed to restore and protect living marine resources in U S waters								

Trust	Begin Balance	Awards	Payments	PY Rescissions	CY Rescissions	Grant Returns	Transfers	End Balance
Pew Memorial Trust 0049-00-1/6								
1999-001780 STD Strategies for the Global Environment, Inc , Arlington, VA	\$1,325,000	\$0	\$1,075,000	\$0	\$0	\$0	\$0	\$250,000
For establishment of a national oceans commission								
2000-003409 STD Strategies for the Global Environment, Inc , Arlington, VA	\$0	\$4,250,000	\$3,534,000	\$0	\$0	\$0	\$0	\$716,000
In support of the Pew Center on Global Climate Change to educate the public and policy makers about climate change, and to encourage domestic and international efforts to reduce environmental greenhouse gases								
1999-002880 STD Syracuse University, Syracuse, NY	\$751,000	\$0	\$305,000	\$0	\$0	\$0	\$0	\$446,000
To support a grading system designed to assess the management capacity of state and local governments								
1997-002958 STD Taller Puertorqueno, Inc , Philadelphia, PA	\$10,000	\$0	\$10,000	\$0	\$0	\$0	\$0	\$0
For general operating support, as part of the Philadelphia Cultural Leadership Program								
1999-000503 STD Teacher Education Accreditation Council, Inc , The, Newark, DE	\$345,000	\$0	\$178,000	\$0	\$0	\$0	\$0	\$167,000
To pilot a new method of accreditation in the field of teacher education								
1999-000341 STD Teachers College Columbia University, New York, NY	\$166,000	\$0	\$166,000	\$0	\$0	\$0	\$0	\$0
To examine the movement toward privatization in education and disseminate the information to the public and to policy makers								
1999-000427 STD Texas A&M Research Foundation, Austin, TX	\$957,000	\$0	\$129,430	\$0	\$0	\$0	\$0	\$827,570
To align standards for admission, placement and credit-granting among postsecondary institutions with high performance standards for high school graduation								
1999-000499 STD Texas Foundation, Inc , The University of; El Paso, TX	\$494,500	\$0	\$145,425	\$0	\$0	\$0	\$0	\$349,075
In support of citywide K-16 alignment of mathematics curriculum, instruction and assessment								

Trust		Begin Balance	Awards	Payments	PY Rescissions	CY Rescissions	Grant Returns	Transfers	End Balance
Pew Memorial Trust	0049-00-1/6								
1994-002679 STD		\$209,000	\$0	\$209,000	\$0	\$0	\$0	\$0	\$0
Theatre Communications Group, Inc , New York, NY									
For the continuation of the National Theatre Artist Residency Program, a national, long-term residency program to strengthen partnerships between individual theater artists and nonprofit theater institutions									
1997-002765 STD		\$1,082,000	\$0	\$967,000	\$0	\$0	\$0	\$0	\$115,000
Theatre Communications Group, Inc , New York, NY									
In support of the continuation and enhancement of the National Theater Artist Residency Program, a national, long-term residency program to strengthen partnerships between individual theater artists and nonprofit theater institutions									
1999-002966 STD		\$3,255,000	\$0	\$895,000	\$0	\$0	\$0	\$0	\$2,360,000
Tides Center, San Francisco, CA									
To create an initiative of the Pew Research Center For The People & The Press to study the impact of the Internet on American life									
2001-002210 STD		\$0	\$2,530,000	\$0	\$0	\$0	\$0	\$2,530,000	\$0
Tides Center, San Francisco, CA									
Transferred to Research Foundation of State University of New York, The									
To analyze and evaluate the human health impacts of persistent organic pollutants in farmed Atlantic salmon and wild Pacific salmon									
2001-000780 STD		\$0	\$8,200,000	\$0	\$0	\$0	\$0	\$0	\$8,200,000
Tides Center, San Francisco, CA									
In support of The Pew Research Center For The People & The Press to conduct research and opinion surveys on political, social, economic and journalistic matters and to disseminate the results to policy makers, the media and the public.									
2001-002210-001 STD		\$0	\$181,000	\$91,000	\$0	\$0	\$0	\$0	\$90,000
Tides Center, San Francisco, CA									
To assess and publicize the risks and impacts of salmon farming in British Columbia on the environment and to eliminate or curtail the indiscriminate slaughter of seals and sea lions by salmon farmers									

Trust		Begin Balance	Awards	Payments	PY Rescissions	CY Rescissions	Grant Returns	Transfers	End Balance
Pew Memorial Trust	0049-00-1/6								
2001-000779 STD		\$0	\$3,800,000	\$679,000	\$0	\$0	\$0	\$0	\$3,121,000
Tides Center, San Francisco, CA									
In support of multination public opinion surveys by the Pew Research Center For The People & The Press of attitudes toward globalization and democratization as well as conferences, publications and other activities to disseminate and foster public discussion of the results of the surveys									
1999-000432 STD		\$2,622,000	\$0	\$1,574,000	\$0	\$0	\$0	\$0	\$1,048,000
Tides Center, San Francisco, CA									
For continued support of the Pew Center for Civic Journalism, as an incubator for civic journalism projects at news organizations around the country									
2001-001804-001 STD		\$0	\$160,000	\$40,000	\$0	\$0	\$0	\$0	\$120,000
Transitional Work Corporation, Philadelphia, PA									
In support of a planning process that would examine the pros and cons of replicating the transitional work program in other communities									
2001-001804 STD		\$0	\$900,000	\$100,000	\$0	\$0	\$0	\$0	\$800,000
Transitional Work Corporation, Philadelphia, PA									
For general operating support of the Transitional Work Corporation to operate a Philadelphia welfare-to-work program that provides short-term jobs, skills training and career mentoring to hard-to-serve welfare recipients									
1999-003442 STD		\$324,000	\$0	\$324,000	\$0	\$0	\$0	\$0	\$0
Transitional Work Corporation, Philadelphia, PA									
Transferred from Public/Private Ventures									
In support of a Transitional Work Program in Philadelphia, which will provide short-term, part-time jobs for up to 2,000 welfare recipients									
2000-001783 STD		\$900,000	\$0	\$500,000	\$0	\$0	\$0	\$0	\$400,000
Trout Unlimited National Office, Arlington, VA									
For support of a campaign to gain protection for native trout and trout habitat across the western United States									

Trust		Begin Balance	Awards	Payments	PY Rescissions	CY Rescissions	Grant Returns	Transfers	End Balance
Pew Memorial Trust	0049-00-1/6								
2000-001340 STD		\$2,384,000	\$0	\$115,000	\$0	\$0	\$0	\$0	\$2,269,000
Trustees of Boston University, Boston, MA									
To establish the Institute on Religion and World Affairs at Boston University and to support its research activities, fellows program, curricular offerings and lecture series									
1997-002533 STD		\$200,000	\$0	\$150,000	\$0	\$0	\$0	\$0	\$50,000
Trustees of Boston University, Brookline, MA									
To support a cross-national study of the cultural effects of globalization									
1999-001952 STD		\$3,971,000	\$0	\$953,000	\$0	\$0	\$0	\$0	\$3,018,000
Trustees of Columbia University in the City of New York, New York, NY									
In support of renewal of the National Arts Journalism Program									
1999-003822 STD		\$3,926,000	\$0	\$1,783,000	\$0	\$0	\$0	\$0	\$2,143,000
Trustees of Columbia University in the City of New York, New York, NY									
In support of the Project for Excellence in Journalism, an initiative spearheaded by journalists concerned about the purpose and standards of the American news media									
1999-000187 STD		\$74,000	\$0	\$74,000	\$0	\$0	\$0	\$0	\$0
Trustees of the University of Pennsylvania, Philadelphia, PA									
To initiate and develop a model for a fellowship program to promote pragmatic centrist solutions to public policy problems									
2000-001077 STD		\$2,545,000	\$0	\$906,000	\$0	\$0	\$0	\$0	\$1,639,000
Trustees of the University of Pennsylvania, Philadelphia, PA									
In support of a project designed to increase political engagement and communications competence among public high school students									
2001-002674 STD		\$0	\$2,100,000	\$0	\$0	\$0	\$0	\$0	\$2,100,000
Trustees of the University of Pennsylvania, Philadelphia, PA									
Toward construction of the university's new life sciences building and for creation of laboratories within the building									

Trust		Begin Balance	Awards	Payments	PY Rescissions	CY Rescissions	Grant Returns	Transfers	End Balance
Pew Memorial Trust	0049-00-1/6								
1999-001536 STD		\$100,000	\$0	\$0	\$0	\$0	\$0	\$0	\$100,000
Trustees of the University of Pennsylvania, Philadelphia, PA									
In support of the Greater Philadelphia High School Partnership, a program that provides service learning projects that link students from city and suburban high schools									
2001-002325 STD		\$0	\$1,022,000	\$0	\$0	\$0	\$0	\$0	\$1,022,000
Trustees of the University of Pennsylvania, Philadelphia, PA									
To assist Pew Fund grantees that serve elderly people									
1997-002394 STD		\$200,000	\$0	\$150,000	\$0	\$0	\$0	\$0	\$50,000
Trustees of the University of Pennsylvania, Philadelphia, PA									
A challenge grant in support of the Philadelphia Neighborhood Information System, a project to develop a comprehensive community development database with information available at the block and neighborhood levels									
2001-000111 STD		\$60,000	\$0	\$60,000	\$0	\$0	\$0	\$0	\$0
Trustees of the University of Pennsylvania, Philadelphia, PA									
Transferred from Greater Philadelphia First Foundation									
To provide continued support for a comprehensive evaluation of education reform in Philadelphia									
1997-002961 STD		\$100,000	\$0	\$100,000	\$0	\$0	\$0	\$0	\$0
Trustees of the University of Pennsylvania, Philadelphia, PA									
For general operating support, as part of the Philadelphia Cultural Leadership Program									
1997-002960 STD		\$20,000	\$0	\$20,000	\$0	\$0	\$0	\$0	\$0
Trustees of the University of Pennsylvania, Philadelphia, PA									
For general operating support, as part of the Philadelphia Cultural Leadership Program									
1999-000650 STD		\$298,000	\$0	\$68,000	\$0	\$0	\$0	\$0	\$230,000
Trustees of the University of Pennsylvania, Philadelphia, PA									
To support the provision of assistance to Pew Fund grantees that serve elderly people									



Trust		Begin Balance	Awards	Payments	PY Rescissions	CY Rescissions	Grant Returns	Transfers	End Balance
Pew Memorial Trust	0049-00-1/6								
1998-001241 STD		\$100,000	\$0	\$100,000	\$0	\$0	\$0	\$0	\$0
United Community Services of Bucks County, Fairless Hills, PA									
A matching grant for continuation of the Bucks County Funders' Initiative, an operating support program for community development corporations in Bucks County									
2000-001759 STD		\$260,000	\$0	\$260,000	\$0	\$0	\$0	\$0	\$0
United States Public Interest Research Group Education Fund, Washington, DC									
To engage environmental and health organizations at the state level in activities that raise awareness of the need to implement a national disease-tracking network									
2000-001556 STD		\$120,000	\$0	\$120,000	\$0	\$0	\$0	\$0	\$0
United Way of Southeast Delaware County, Chester, PA									
In support of the 2000 Annual Campaign									
2001-000884 STD		\$0	\$120,000	\$0	\$0	\$0	\$0	\$0	\$120,000
United Way of Southeast Delaware County, Chester, PA									
In support of the 2001 Annual Campaign									
2000-002524 STD		\$1,040,000	\$0	\$695,000	\$0	\$0	\$0	\$0	\$345,000
United Way of Southeastern Pennsylvania, Philadelphia, PA									
In support of the 2000 Campaign to improve the quality of preschool child care programs, develop quality standards and capacity-building strategies in two other service areas, and allocate resources to the Jewish Federation of Greater Philadelphia									
2001-001724-001 STD		\$0	\$500,000	\$0	\$0	\$0	\$0	\$0	\$500,000
United Way of Southeastern Pennsylvania, Philadelphia, PA									
To improve the organization's technological capacity to conduct workplace campaigns and enhance ongoing communications with donors and other stakeholders									
2001-001724 STD		\$0	\$1,040,000	\$0	\$0	\$0	\$0	\$0	\$1,040,000
United Way of Southeastern Pennsylvania, Philadelphia, PA									
For the 2001 Annual Campaign to provide support to agencies delivering services to low-income children and their families, mobilize community support for addressing critical social needs and allocate resources to the Jewish Federation of Greater Philadelphia									

Trust		Begin Balance	Awards	Payments	PY Rescissions	CY Rescissions	Grant Returns	Transfers	End Balance
Pew Memorial Trust	0049-00-1/6								
2000-003082 STD		\$2,000,000	\$0	\$609,000	\$0	\$0	\$0	\$0	\$1,391,000
United Way of Southeastern Pennsylvania, Philadelphia, PA									
In support of the Philadelphia Neighborhood Development Collaborative, an operating support program for select community development corporations in Philadelphia									
1998-000219 STD		\$186,000	\$0	\$0	\$0	\$0	\$0	\$0	\$186,000
University System of Georgia Foundation, Inc , Atlanta, GA									
To develop and implement performance standards and assessments for admission into postsecondary education and entrance into the workforce									
2001-001610 STD		\$0	\$2,482,000	\$0	\$0	\$0	\$0	\$0	\$2,482,000
Utah, The University of, Salt Lake City, UT									
In support of a center that would act on behalf of the public in administrative actions relating to campaign finance and media public interest laws									
1999-003254 STD		\$70,000	\$0	\$0	\$0	\$0	\$0	\$0	\$70,000
Village of Arts and Humanities, Inc , Philadelphia, PA									
In support of general operations, as part of the Philadelphia Cultural Leadership Program									
1997-003158 STD		\$227,000	\$0	\$179,000	\$0	\$0	\$0	\$0	\$48,000
Walker Art Center, Minneapolis, MN									
In support of Artists and Communities at the Crossroads, a series of artist residences, commissions and related educational programs, as part of the Program for Art Museums and Communities									
1997-002658 STD		\$41,500	\$0	\$41,500	\$0	\$0	\$0	\$0	\$0
Washington Foundation, The University of, Seattle, WA									
To support the marketing and product development activities of an internet web site and teaching resource									
1997-003624 STD		\$120,000	\$0	\$0	\$0	\$0	\$0	\$0	\$120,000
Washington Foundation, The University of, Seattle, WA									
To develop an inventory on reform efforts in graduate education to better prepare future faculty									

Trust		Begin Balance	Awards	Payments	PY Rescissions	CY Rescissions	Grant Returns	Transfers	End Balance
Pew Memorial Trust	0049-00-1/6								
2001-001628 STD		\$0	\$200,000	\$50,000	\$0	\$0	\$0	\$0	\$150,000
Washington Wilderness Coalition, Seattle, WA									
To support a public education campaign to protect wilderness in Washington									
1998-001139 STD		\$597,000	\$0	\$355,000	\$0	\$0	\$0	\$0	\$242,000
Western Association of Schools and Colleges, Alameda, CA									
To develop and implement new methods of accreditation									
2001-002836 STD		\$0	\$500,000	\$0	\$0	\$0	\$0	\$0	\$500,000
WGBH Educational Foundation, Boston, MA									
In support of The Commanding Heights, a three-part public television documentary that will provide a historical context for the debate over globalization, examine the pivotal changes of the last 10 years and explore America's future in an increasingly interconnected world									
1999-003785 STD		\$180,000	\$0	\$90,000	\$0	\$0	\$0	\$0	\$90,000
White-Williams Foundation, Philadelphia, PA									
To support programs and services for low-income, high-achieving students attending Philadelphia public high schools									
1996-003420 STD		\$67,000	\$0	\$67,000	\$0	\$0	\$0	\$0	\$0
Whitney Museum of American Art, New York, NY									
In support of a one-time grant for Youth Insights Building an Intergenerational Conversation, as part of the Program for Art Museums and Communities									
1999-003856 STD		\$113,000	\$0	\$55,500	\$0	\$0	\$0	\$0	\$57,500
WHYY, Inc , Philadelphia, PA									
To establish the Pennsylvania Public Radio News Network, an initiative to link the state's 15 public radio stations to increase coverage of statewide policy issues and to foster dialog and increased awareness among the public.									
2000-002822-002 STD		\$350,000	\$0	\$350,000	\$0	\$0	\$0	\$0	\$0
Wilderness Society, The, Washington, DC									
To support a public education campaign to protect wilderness in New Mexico									

Trust	Begin Balance	Awards	Payments	PY Rescissions	CY Rescissions	Grant Returns	Transfers	End Balance
Pew Memorial Trust 0049-00-1/6								
2000-002822-001 STD Wilderness Society, The, Washington, DC	\$350,000	\$0	\$234,000	\$0	\$0	\$0	\$0	\$116,000
To support a public education campaign to protect wilderness in Arizona								
2000-002822 STD Wilderness Society, The, Washington, DC	\$350,000	\$0	\$350,000	\$0	\$0	\$0	\$0	\$0
To support a public education campaign to protect wilderness in Nevada								
2001-000328 STD Wildlife Forever, Eden Prairie, MN	\$0	\$1,520,000	\$1,114,000	\$0	\$0	\$0	\$0	\$406,000
For continued support of a coalition comprising sport hunting and fishing organizations engaging in protecting wildlife habitat on public lands								
1999-003252 STD Wilma Theater, The, Philadelphia, PA	\$315,000	\$0	\$125,000	\$0	\$0	\$0	\$0	\$190,000
In support of general operations, as part of the Philadelphia Cultural Leadership Program								
1998-001184 STD Wisconsin Foundation, University of, Madison, WI	\$26,000	\$0	\$26,000	\$0	\$0	\$0	\$0	\$0
For a national study of graduate students' training for the academic profession								
2000-002945 STD Wisconsin Foundation, University of, Madison, WI	\$1,050,000	\$0	\$1,050,000	\$0	\$0	\$0	\$0	\$0
In support of a project to study issue advertising and express advocacy on broadcast and cable television								
2001-001327 STD World Resources Institute, Washington, DC	\$0	\$250,000	\$50,000	\$0	\$0	\$0	\$0	\$200,000
To support a collaborative effort with 10 leading multinational corporations aimed at catalyzing growth in the green-energy market through identification and implementation of cost-effective strategies for procuring green-energy supplies								

Trust		Begin Balance	Awards	Payments	PY Rescissions	CY Rescissions	Grant Returns	Transfers	End Balance
Pew Memorial Trust	0049-00-1/6								
2001-001630 STD		\$0	\$1,100,000	\$125,000	\$0	\$0	\$0	\$0	\$975,000
World Wildlife Fund Canada, Toronto, ON									
For continued support of wilderness protection in the Yukon and Northwest Territories of Canada									
1997-003541 STD		\$1,236,000	\$0	\$499,000	\$0	\$0	\$0	\$0	\$737,000
Yale University, New Haven, CT									
To establish the Institute for the Advanced Study of Religion at Yale and to support its interdisciplinary program of fellowships, conferences and publications									
2001-001972 STD		\$0	\$3,000,000	\$300,000	\$0	\$0	\$0	\$0	\$2,700,000
Yale University, New Haven, CT									
In support of the Business Plan Competition for Nonprofits, an initiative to provide targeted guidance and resources to existing nonprofits most capable of launching and operating revenue-generating business ventures									
1997-002966 STD		\$50,000	\$0	\$50,000	\$0	\$0	\$0	\$0	\$0
Zoological Society of Philadelphia, Philadelphia, PA									
For general operating support, as part of the Philadelphia Cultural Leadership Program									
Total for PMT		\$211,148,343	\$152,021,000	\$126,584,560	\$525,831	\$0	\$298,720	\$5,847,870	\$236,357,672

A/K# 0049-00-1/6

COPY

- If you are filing for an **Additional (not automatic) 3-Month Extension**, complete only **Part II** and check this box  **Note Only complete Part II if you have already been granted an automatic 3-month extension on a previously filed Form 8868**
- If you are filing for an **Automatic 3-Month Extension**, complete only **Part I** (on page 1)

**Part II Additional (not automatic) 3-Month Extension of Time—Must File Original and One Copy**

Type or print  File by the extended due date for filing the return See instructions	Name of Exempt Organization <b>THE PEW MEMORIAL TRUST</b>	Employer identification number <b>23 6234669</b>
	Number street and room or suite no. If a P O box see instructions <b>THE GLENMEDE TRUST COMPANY, 1650 MARKET ST., SUITE 1200</b>	For IRS use only
	City town or post office state and ZIP code For a foreign address see instructions <b>PHILADELPHIA, PA 19103-7391</b>	

**Check type of return to be filed** (File a separate application for each return)

- Form 990  Form 990-EZ  Form 990-T (sec 401(a) or 408(a) trust)  Form 1041-A  Form 5227  Form 8870
- Form 990-BL  Form 990-PF  Form 990 T (trust other than above)  Form 4720  Form 6069

**STOP Do not complete Part II if you were not already granted an automatic 3-month extension on a previously filed Form 8868**

- If the organization does **not** have an office or place of business in the United States, check this box
- If this is for a **Group Return**, enter the organization's four digit Group Exemption Number (GEN) \_\_\_\_\_ If this is for the **whole** group check this box  If it is for **part** of the group, check this box  and attach a list with the names and EINs of all members the extension is for

4 I request an additional 3-month extension of time until NOVEMBER 15, 2002.

5 For calendar year 01 or other tax year beginning \_\_\_\_\_, 20 and ending \_\_\_\_\_, 20

6 If this tax year is for less than 12 months check reason  Initial return  Final return  Change in accounting period

7 State in detail why you need the extension THE TAX PREPARER IS STILL IN THE PROCESS OF GATHERING ADDITIONAL INFORMATION TO PREPARE A COMPLETE AND ACCURATE TAX RETURN FOR TAX YEAR ENDING 12/31/2001.

8a If this application is for Form 990-BL, 990-PF, 990-T, 4720, or 6069, enter the tentative tax, less any nonrefundable credits See instructions **\$ 1,728,217**

b If this application is for Form 990-PF, 990-T, 4720, or 6069, enter any refundable credits and estimated tax payments made Include any prior year overpayment allowed as a credit and any amount paid previously with Form 8868 **\$ 1,728,217**

c **Balance Due** Subtract line 8b from line 8a Include your payment with this form, or, if required, deposit with FTD coupon or, if required by using EFTPS (Electronic Federal Tax Payment System) See instructions **\$ - 0 -**

**Signature and Verification**

Under penalties of perjury I declare that I have examined this form including accompanying schedules and statements and to the best of my knowledge and belief it is true correct and complete and that I am authorized to prepare this form

THE GLENMEDE TRUST COMPANY

Signature BY: [Signature] Title Trustee Date 8/12/02

**Notice to Applicant—To Be Completed by the IRS**

- We **have** approved this application Please attach this form to the organization's return
- We **have not** approved this application However we have granted a 10-day grace period from the later of the date shown below or the due date of the organization's return (including any prior extensions) This grace period is considered to be a valid extension of time for elections otherwise required to be made on a timely return Please attach this form to the organization's return
- We **have not** approved this application After considering the reasons stated in item 7 we cannot grant your request for an extension of time to file We are not granting a 10-day grace period
- We **cannot consider** this application because it was filed after the due date of the return for which an extension was requested
- Other \_\_\_\_\_

Director \_\_\_\_\_ By \_\_\_\_\_ Date AUG 6 2002

**Alternate Mailing Address** — Enter the address if you want the copy of this application for an additional 3-month extension returned to an address different than the one entered above

Type or print	Name
	Number and street (include suite, room, or apt no.) Or a P O box number
	City or town, province or state, and country (including postal or ZIP code)

EXTENSION APPROVED  
AUG 6 2002  
LINDA WESKOFF FIELD DIRECTOR,  
SUBMISSION PROCESSING OGDEN

A/C# 0049-00-116

COPY

Form **8868**  
(December 2000)  
Department of the Treasury  
Internal Revenue Service

### Application for Extension of Time To File an Exempt Organization Return

OMB No 1545-1709

► File a separate application for each return

- If you are filing for an **Automatic 3-Month Extension**, complete only **Part I** and check this box
  - If you are filing for an **Additional (not automatic) 3-Month Extension**, complete only **Part II** (on page 2 of this form)
- Note Do not complete Part II unless you have already been granted an automatic 3-month extension on a previously filed Form 8868

**Part I Automatic 3-Month Extension of Time**—Only submit original (no copies needed)  
 Note Form 990-T corporations requesting an automatic 6-month extension—check this box and complete Part I only

All other corporations (including Form 990-C filers) must use Form 7004 to request an extension of time to file income tax returns. Partnerships REMICs and trusts must use Form 8736 to request an extension of time to file Form 1065, 1066, or 1041

Type or print File by the due date for filing your return. See instructions	Name of Exempt Organization <b>THE FEW MEMORIAL TRUST</b>	Employer identification number <b>23 6234669</b>
	Number street and room or suite no. If a P.O. box, see instructions <b>THE GLENMEDE TRUST COMPANY 1650 MARKET ST SUITE 1200</b>	
	City town or post office state and ZIP code. For a foreign address see instructions <b>PHILADELPHIA, PA 19103</b>	

Check type of return to be filed (file a separate application for each return)

- |   |  |                                    |
|---|--|------------------------------------|
| <input type="checkbox"/> Form 990               | <input type="checkbox"/> Form 990-T (corporation)                | <input type="checkbox"/> Form 4720 |
| <input type="checkbox"/> Form 990-BL            | <input type="checkbox"/> Form 990-T (sec 401(a) or 408(a) trust) | <input type="checkbox"/> Form 5227 |
| <input type="checkbox"/> Form 990-EZ            | <input type="checkbox"/> Form 990-T (trust other than above)     | <input type="checkbox"/> Form 6069 |
| <input checked="" type="checkbox"/> Form 990-PF | <input type="checkbox"/> Form 1041-A                             | <input type="checkbox"/> Form 8870 |

- If the organization does not have an office or place of business in the United States check this box
- If this is for a **Group Return**, enter the organization's four digit Group Exemption Number (GEN) \_\_\_\_\_ If this is for the **whole group** check this box  If it is for part of the group check this box  and attach a list with the names and EINs of all members the extension will cover

1 I request an automatic 3-month (6-month for 990-T corporation) extension of time until AUGUST 15, 2002 to file the exempt organization return for the organization named above. The extension is for the organization's return for  
 ►  calendar year 2001 or  
 ►  tax year beginning . . . . ., 20 . . . and ending . . . . ., 20 . . .

2 If this tax year is for less than 12 months check reason  Initial return  Final return  Change in accounting period

3a If this application is for Form 990-BL, 990-PF, 990-T 4720 or 6069, enter the tentative tax, less any nonrefundable credits. See instructions \$ 1,728,217.

b If this application is for Form 990-PF or 990-T enter any refundable credits and estimated tax payments made. Include any prior year overpayment allowed as a credit. \$ 1,413,217.

c **Balance Due** Subtract line 3b from line 3a. Include your payment with this form, or, if required, deposit with FTD coupon or, if required, by using EFTPS (Electronic Federal Tax Payment System) See instructions. PAYMENT MADE WITH EFTPS \$ 315,000.

#### Signature and Verification

Under penalties of perjury I declare that I have examined this form including accompanying schedules and statements and to the best of my knowledge and belief it is true correct and complete and that I am authorized to prepare this form

THE GLENMEDE TRUST COMPANY

Signature ► BY [Signature] Title ► TRUSTEE Date ► 5/12/02

For Paperwork Reduction Act Notice, see Instruction

Cat No 27916D

Form 8868 (12 2000)