

COLLATERALIZED UNDER SECTION 1504(c)

Form **990-PF**

Return of Private Foundation
or Section 4947(a)(1) Nonexempt Charitable Trust
Treated as a Private Foundation

OMB No 1545 0052

2002

Department of the Treasury
 Internal Revenue Service

Note The organization may be able to use a copy of this return to satisfy state reporting requirements

For calendar year 2002, or tax year beginning _____, and ending _____
 G Check all that apply Initial return Final return Amended return Address change Name change

Use the IRS label **2002** Otherwise **2003** Print type **See Specific Instructions**

Name of organization
THE HIGHLAND STREET CONNECTION
C/O HERITAGE GROUP, LLC

Number and street (or P.O. box number if mail is not delivered to street address) Room/suite
463 WORCESTER ROAD

City or town state and ZIP code
FRAMINGHAM, MA 01701

A Employer identification number
04-3048298

B Telephone number
(508) 820-1151

Check type of organization Section 501(c)(3) exempt private foundation
 Section 4947(a)(1) nonexempt charitable trust Other taxable private foundation

Fair market value of all assets at end of year **J** Accounting method Cash Accrual
 from Part II, col. (c), line 16 Other (specify) _____
\$ 150,861,363. (Part I, column (d) must be on cash basis)

Part I Analysis of Revenue and Expenses (The total of amounts in columns (b), (c), and (d) may not necessarily equal the amounts in column (a).)		(a) Revenue and expenses per books	(b) Net investment income	(c) Adjusted net income	(d) Disbursements for charitable purposes (cash basis only)
1	Contributions gifts grants etc received Check <input type="checkbox"/> if the foundation is not required to attach Sch B	502,580.		N/A	
2	Distributions from split-interest trusts				
3	Interest on savings and temporary cash investments	357,186.	357,186.		STATEMENT 2
4	Dividends and interest from securities	4,194,827.	4,194,827.		STATEMENT 3
5a	Gross rents	42,024.	42,024.		STATEMENT 4
b	(Net rental income or loss) <59,391.>				STATEMENT 5
6a	Net gain or (loss) from sale of assets not on line 10	<7,745,657.>			STATEMENT 1
b	Gross sales price for all assets on line 6a	4,550,928.			
7	Capital gain net income (from Part IV line 2)		0.		
8	Net short-term capital gain				
9	Income modifications				
10a	Gross sales less returns and allowances				
b	Less Cost of goods sold				
c	Gross profit or (loss)				
11	Other income	330,286.	330,286.		STATEMENT 6
12	Total Add lines 1 through 11	2,318,754.>	4,924,323.		
13	Compensation of officers directors trustees etc	0.	0.		0.
14	Other employee salaries and wages				
15	Pension plans employee benefits				
16a	Legal fees STMT 7	47,717.	9,367.		38,350.
b	Accounting fees STMT 8	45,806.	22,831.		22,975.
c	Other professional fees STMT 9	1,677,912.	1,082,844.		595,068.
17	Interest				
18	Taxes STMT 10	264,003.	88,351.		3,652.
19	Depreciation and depletion	14,975.	14,975.		
20	Occupancy				
21	Travel conferences and meetings	13,066.	7,896.		5,170.
22	Printing and publications				
23	Other expenses STMT 11	204,081.	158,926.		36,267.
24	Total operating and administrative expenses Add lines 13 through 23	2,267,560.	1,385,190.		701,482.
25	Contributions gifts grants paid	9,702,030.			9,702,030.
26	Total expenses and disbursements Add lines 24 and 25	11,969,590.	1,385,190.		10,403,512.
27	Subtract line 26 from line 12				
a	Excess of revenue over expenses and disbursements	<14,288,344.>			
b	Net investment income (if negative enter 0)		3,539,133.		
c	Adjusted net income (if negative enter -0-)			N/A	

RECEIVED
 NOV 18 2003
 OGDEN UT
 IRS OSC

SCANNED 11/20/03

223501 01-23-03

LHA For Paperwork Reduction Act Notice, see the Instructions

Form 990-PF (2002)

THE HIGHLAND STREET CONNECTION
C/O HERITAGE GROUP, LLC

Form 990-PF (2002)

04-3048298

Page 2

Part II Balance Sheets		Attached schedules and amounts in the description column should be for end of year amounts only		Beginning of year	End of year		
		(a) Book Value	(b) Book Value	(c) Fair Market Value			
Assets	1	Cash - non-interest-bearing		604,765.	34,737.	34,737.	
	2	Savings and temporary cash investments		7,148,270.	5,113,786.	5,113,786.	
	3	Accounts receivable					
		Less: allowance for doubtful accounts					
	4	Pledges receivable					
		Less: allowance for doubtful accounts					
	5	Grants receivable					
	6	Receivables due from officers, directors, trustees and other disqualified persons					
	7	Other notes and loans receivable	312,461.				
		Less: allowance for doubtful accounts					
				503,661.	312,461.	312,461.	
	8	Inventories for sale or use					
	9	Prepaid expenses and deferred charges			27,038.	21,852.	21,852.
	10a	Investments - U.S. and state government obligations					
	b	Investments - corporate stock	STMT 12		71,241,309.	61,120,231.	55,757,265.
	c	Investments - corporate bonds	STMT 13		1,051,746.	0.	0.
11	Investments - land, buildings, and equipment basis	833,354.					
	Less: accumulated depreciation	STMT 14		91,851.	756,478.	741,503.	
						1,102,000.	
12	Investments - mortgage loans	STMT 15		3,771,954.	4,351,149.	4,351,149.	
13	Investments - other	STMT 16		5,021,145.	8,506,150.	8,724,095.	
14	Land, buildings, and equipment basis	1,841,038.					
	Less: accumulated depreciation			1,612,498.	1,841,038.	1,841,038.	
15	Other assets (describe)	STATEMENT 17)		77,847,003.	73,951,949.	73,602,980.	
16	Total assets (to be completed by all filers)			169,585,867.	155,994,856.	150,861,363.	
Liabilities	17	Accounts payable and accrued expenses					
	18	Grants payable					
	19	Deferred revenue					
	20	Loans from officers, directors, trustees and other disqualified persons					
	21	Mortgages and other notes payable			300,000.	997,333.	STATEMENT 18
	22	Other liabilities (describe)	TENANT DEPOSITS		5,695.	5,695.	
23	Total liabilities (add lines 17 through 22)			305,695.	1,003,028.		
Net Assets or Fund Balances	Organizations that follow SFAS 117, check here <input type="checkbox"/> and complete lines 24 through 26 and lines 30 and 31						
	24	Unrestricted					
	25	Temporarily restricted					
	26	Permanently restricted					
	Organizations that do not follow SFAS 117, check here <input checked="" type="checkbox"/> and complete lines 27 through 31						
	27	Capital stock, trust principal or current funds			0.	0.	
	28	Paid-in or capital surplus, or land, bldg. and equipment fund			0.	0.	
29	Retained earnings, accumulated income, endowment, or other funds			169,280,172.	154,991,828.		
30	Total net assets or fund balances			169,280,172.	154,991,828.		
31	Total liabilities and net assets/fund balances			169,585,867.	155,994,856.		

Part III Analysis of Changes in Net Assets or Fund Balances

1	Total net assets or fund balances at beginning of year - Part II, column (a), line 30 (must agree with end-of-year figure reported on prior year's return)	1	169,280,172.
2	Enter amount from Part I, line 27a	2	<14,288,344.>
3	Other increases not included in line 2 (itemize)	3	0.
4	Add lines 1, 2, and 3	4	154,991,828.
5	Decreases not included in line 2 (itemize)	5	0.
6	Total net assets or fund balances at end of year (line 4 minus line 5) - Part II, column (b), line 30	6	154,991,828.

Part IV Capital Gains and Losses for Tax on Investment Income

(a) List and describe the kind(s) of property sold (e.g., real estate, 2-story brick warehouse, or common stock 200 shs MLC Co)		(b) How acquired P - Purchase D - Donation	(c) Date acquired (mo., day, yr.)	(d) Date sold (mo., day, yr.)
1a				
b SEE ATTACHED STATEMENTS				
c				
d				
e				
(e) Gross sales price	(f) Depreciation allowed (or allowable)	(g) Cost or other basis plus expense of sale	(h) Gain or (loss) (e) plus (f) minus (g)	
a				
b				
c				
d				
e 4,550,928.		12,296,585.	<7,745,657.>	
Complete only for assets showing gain in column (h) and owned by the foundation on 12/31/69				(i) Gains (Col (h) gain minus col (k) but not less than -0-) or Losses (from col (h))
(i) FMV as of 12/31/69	(j) Adjusted basis as of 12/31/69	(k) Excess of col (i) over col (j), if any		
a				
b				
c				
d				
e			<7,745,657.>	
2 Capital gain net income or (net capital loss) (if gain, also enter in Part I, line 7 if (loss), enter -0- in Part I, line 7)		2	<7,745,657.>	
3 Net short-term capital gain or (loss) as defined in sections 1222(5) and (6) If gain, also enter in Part I line 8, column (c) If (loss), enter -0- in Part I, line 8		3	N/A	

Part V Qualification Under Section 4940(e) for Reduced Tax on Net Investment Income

(For optional use by domestic private foundations subject to the section 4940(a) tax on net investment income)

If section 4940(d)(2) applies leave this part blank

Was the organization liable for the section 4942 tax on the distributable amount of any year in the base period? Yes No

If "Yes," the organization does not qualify under section 4940(e). Do not complete this part.

1 Enter the appropriate amount in each column for each year see instructions before making any entries

(a) Base period years Calendar year (or tax year beginning in)	(b) Adjusted qualifying distributions	(c) Net value of noncharitable-use assets	(d) Distribution ratio (col (b) divided by col (c))
2001	7,946,067.	174,235,832.	.0456052
2000	10,223,480.	191,995,792.	.0532485
1999	3,403,668.	161,146,913.	.0211215
1998	4,714,004.	156,355,568.	.0301493
1997	567,250.	17,900,113.	.0316897

2 Total of line 1, column (d)	2	.1818142
3 Average distribution ratio for the 5-year base period - divide the total on line 2 by 5, or by the number of years the foundation has been in existence if less than 5 years	3	.0363628
4 Enter the net value of noncharitable-use assets for 2002 from Part X, line 5	4	159,532,453.
5 Multiply line 4 by line 3	5	5,801,047.
6 Enter 1% of net investment income (1% of Part I, line 27b)	6	35,391.
7 Add lines 5 and 6	7	5,836,438.
8 Enter qualifying distributions from Part XII, line 4 If line 8 is equal to or greater than line 7, check the box in Part VI, line 1b, and complete that part using a 1% tax rate See the Part VI instructions	8	11,760,804.

THE HIGHLAND STREET CONNECTION

Form 990-PF (2002)

C/O HERITAGE GROUP, LLC

04-3048298

Page 4

Part VI Excise Tax Based on Investment Income (Section 4940(a), 4940(b), 4940(e), or 4948 - see instructions)

1a	Exempt operating foundations described in section 4940(d)(2), check here <input type="checkbox"/> and enter "N/A" on line 1 Date of ruling letter _____ (attach copy of ruling letter if necessary-see instructions)		
b	Domestic organizations that meet the section 4940(e) requirements in Part V, check here <input checked="" type="checkbox"/> and enter 1% of Part I, line 27b	1	35,391.
c	All other domestic organizations enter 2% of line 27b. Exempt foreign organizations enter 4% of Part I, line 12, col (b)		
2	Tax under section 511 (domestic section 4947(a)(1) trusts and taxable foundations only. Others enter -0-)	2	0.
3	Add lines 1 and 2	3	35,391.
4	Subtitle A (income) tax (domestic section 4947(a)(1) trusts and taxable foundations only. Others enter -0-)	4	0.
5	Tax based on investment income. Subtract line 4 from line 3. If zero or less, enter -0-	5	35,391.
6	Credits/Payments		
a	2002 estimated tax payments and 2001 overpayment credited to 2002	6a	166,815.
b	Exempt foreign organizations - tax withheld at source	6b	
c	Tax paid with application for extension of time to file (Form 8868)	6c	
d	Backup withholding erroneously withheld	6d	
7	Total credits and payments. Add lines 6a through 6d	7	166,815.
8	Enter any penalty for underpayment of estimated tax. Check here <input checked="" type="checkbox"/> if Form 2220 is attached	8	
9	Tax due. If the total of lines 5 and 8 is more than line 7, enter amount owed	9	
10	Overpayment. If line 7 is more than the total of lines 5 and 8, enter the amount overpaid	10	131,424.
11	Enter the amount of line 10 to be credited to 2003 estimated tax 31,424. Refunded	11	100,000.

Part VII-A Statements Regarding Activities

	Yes	No
1a		X
1b		X
1c		X
d		
2		X
3		X
4a		X
4b		
5		X
6	X	
7	X	
8a		
8b	X	
9		X
10		X
11	X	

1a During the tax year, did the organization attempt to influence any national, state, or local legislation or did it participate or intervene in any political campaign?

1b Did it spend more than \$100 during the year (either directly or indirectly) for political purposes (see instructions for definition)?
If the answer is "Yes," to 1a or 1b, attach a detailed description of the activities and copies of any materials published or distributed by the organization in connection with the activities

1c Did the organization file Form 1120-POL for this year?

d Enter the amount (if any) of tax on political expenditures (section 4955) imposed during the year:
(1) On the organization: \$ 0. (2) On organization managers: \$ 0.

2 Has the organization engaged in any activities that have not previously been reported to the IRS?
If "Yes," attach a detailed description of the activities

3 Has the organization made any changes, not previously reported to the IRS, in its governing instrument, articles of incorporation, or bylaws, or other similar instruments? If "Yes," attach a conformed copy of the changes

4a Did the organization have unrelated business gross income of \$1,000 or more during the year?
b If "Yes," has it filed a tax return on Form 990-T for this year? N/A

5 Was there a liquidation, termination, dissolution, or substantial contraction during the year?
If "Yes," attach the statement required by General Instruction T

6 Are the requirements of section 508(e) (relating to sections 4941 through 4945) satisfied either:
• By language in the governing instrument or
• By state legislation that effectively amends the governing instrument so that no mandatory directions that conflict with the state law remain in the governing instrument?

7 Did the organization have at least \$5,000 in assets at any time during the year?
If "Yes," complete Part II, col (c), and Part XV

8a Enter the states to which the foundation reports or with which it is registered (see instructions) MASSACHUSETTS

b If the answer is "Yes" to line 7, has the organization furnished a copy of Form 990-PF to the Attorney General (or designate) of each state as required by General Instruction G? If "No," attach explanation

9 Is the organization claiming status as a private operating foundation within the meaning of section 4942(j)(3) or 4942(j)(5) for calendar year 2002 or the taxable year beginning in 2002 (see instructions for Part XIV)? If "Yes," complete Part XIV

10 Did any persons become substantial contributors during the tax year? If "Yes," attach a schedule listing their names and addresses

11 Did the organization comply with the public inspection requirements for its annual returns and exemption application?
Web site address: WWW.HIGHLANDSTREET.ORG

12 The books are in care of HERITAGE GROUP, LLC Telephone no 508-820-1151
Located at 463 WORCESTER ROAD, FRAMINGHAM, MA ZIP+4 01701

13 Section 4947(a)(1) nonexempt charitable trusts filing Form 990-PF in lieu of Form 1041 - Check here
and enter the amount of tax-exempt interest received or accrued during the year N/A

223531 01 23 03

Form 990-PF (2002)

Part VII-B Statements Regarding Activities for Which Form 4720 May Be Required

File Form 4720 if any item is checked in the "Yes" column, unless an exception applies

	Yes	No
1a During the year did the organization (either directly or indirectly)		
(1) Engage in the sale or exchange, or leasing of property with a disqualified person?	<input type="checkbox"/> Yes	<input checked="" type="checkbox"/> No
(2) Borrow money from, lend money to, or otherwise extend credit to (or accept it from) a disqualified person?	<input type="checkbox"/> Yes	<input checked="" type="checkbox"/> No
(3) Furnish goods, services, or facilities to (or accept them from) a disqualified person?	<input checked="" type="checkbox"/> Yes	<input type="checkbox"/> No
(4) Pay compensation to or pay or reimburse the expenses of a disqualified person?	<input type="checkbox"/> Yes	<input checked="" type="checkbox"/> No
(5) Transfer any income or assets to a disqualified person (or make any of either available for the benefit or use of a disqualified person)?	<input type="checkbox"/> Yes	<input checked="" type="checkbox"/> No
(6) Agree to pay money or property to a government official? (Exception: Check "No" if the organization agreed to make a grant to or to employ the official for a period after termination of government service, if terminating within 90 days.)	<input type="checkbox"/> Yes	<input checked="" type="checkbox"/> No
b If any answer is "Yes" to 1a(1)-(6) did any of the acts fail to qualify under the exceptions described in Regulations section 53.4941(d)-3 or in a current notice regarding disaster assistance (see page 19 of the instructions)? Organizations relying on a current notice regarding disaster assistance check here		<input checked="" type="checkbox"/>
c Did the organization engage in a prior year in any of the acts described in 1a, other than excepted acts, that were not corrected before the first day of the tax year beginning in 2002?		<input checked="" type="checkbox"/>
2 Taxes on failure to distribute income (section 4942) (does not apply for years the organization was a private operating foundation defined in section 4942(j)(3) or 4942(j)(5))		
a At the end of tax year 2002, did the organization have any undistributed income (lines 6d and 6e, Part XIII) for tax year(s) beginning before 2002?	<input type="checkbox"/> Yes	<input checked="" type="checkbox"/> No
If "Yes," list the years	_____	
b Are there any years listed in 2a for which the organization is not applying the provisions of section 4942(a)(2) (relating to incorrect valuation of assets) to the year's undistributed income? (If applying section 4942(a)(2) to all years listed, answer "No" and attach statement - see instructions.)	N/A	
c If the provisions of section 4942(a)(2) are being applied to any of the years listed in 2a, list the years here	_____	
3a Did the organization hold more than a 2% direct or indirect interest in any business enterprise at any time during the year?	<input type="checkbox"/> Yes	<input checked="" type="checkbox"/> No
b If "Yes," did it have excess business holdings in 2002 as a result of (1) any purchase by the organization or disqualified persons after May 26, 1969 (2) the lapse of the 5-year period (or longer period approved by the Commissioner under section 4943(c)(7)) to dispose of holdings acquired by gift or bequest, or (3) the lapse of the 10-, 15-, or 20-year first phase holding period? (Use Schedule C, Form 4720, to determine if the organization had excess business holdings in 2002.)	N/A	
4a Did the organization invest during the year any amount in a manner that would jeopardize its charitable purposes?		<input checked="" type="checkbox"/>
b Did the organization make any investment in a prior year (but after December 31, 1969) that could jeopardize its charitable purpose that had not been removed from jeopardy before the first day of the tax year beginning in 2002?		<input checked="" type="checkbox"/>
5a During the year did the organization pay or incur any amount to		
(1) Carry on propaganda, or otherwise attempt to influence legislation (section 4945(e))?	<input type="checkbox"/> Yes	<input checked="" type="checkbox"/> No
(2) Influence the outcome of any specific public election (see section 4955), or to carry on, directly or indirectly, any voter registration drive?	<input type="checkbox"/> Yes	<input checked="" type="checkbox"/> No
(3) Provide a grant to an individual for travel, study, or other similar purposes?	<input type="checkbox"/> Yes	<input checked="" type="checkbox"/> No
(4) Provide a grant to an organization other than a charitable, etc., organization described in section 509(a)(1), (2), or (3), or section 4940(d)(2)?	<input type="checkbox"/> Yes	<input checked="" type="checkbox"/> No
(5) Provide for any purpose other than religious, charitable, scientific, literary, or educational purposes, or for the prevention of cruelty to children or animals?	<input type="checkbox"/> Yes	<input checked="" type="checkbox"/> No
b If any answer is "Yes" to 5a(1)-(5), did any of the transactions fail to qualify under the exceptions described in Regulations section 53.4945 or in a current notice regarding disaster assistance (see instructions)? Organizations relying on a current notice regarding disaster assistance check here		<input checked="" type="checkbox"/>
c If the answer is "Yes" to question 5a(4), does the organization claim exemption from the tax because it maintained expenditure responsibility for the grant?	N/A	
If "Yes," attach the statement required by Regulations section 53.4945-5(d)	_____	
6a Did the organization during the year, receive any funds, directly or indirectly, to pay premiums on a personal benefit contract?	<input type="checkbox"/> Yes	<input checked="" type="checkbox"/> No
b Did the organization, during the year, pay premiums, directly or indirectly, on a personal benefit contract?		<input checked="" type="checkbox"/>
If you answered "Yes" to 6b, also file Form 8870		

Part VIII Information About Officers, Directors, Trustees, Foundation Managers, Highly Paid Employees, and Contractors Page 6

1 List all officers, directors trustees, foundation managers and their compensation

(a) Name and address	(b) Title and average hours per week devoted to position	(c) Compensation (If not paid, enter -0-)	(d) Contributions to employee benefit plans and deferred compensation	(e) Expense account, other allowances
SEE STATEMENT 19		0.	0.	0.

2 Compensation of five highest-paid employees (other than those included on line 1) If none, enter "NONE"

(a) Name and address of each employee paid more than \$50,000	(b) Title and average hours per week devoted to position	(c) Compensation	(d) Contributions to employee benefit plans and deferred compensation	(e) Expense account, other allowances
NONE				

Total number of other employees paid over \$50,000 ▶ 0

3 Five highest-paid independent contractors for professional services If none, enter "NONE"

(a) Name and address of each person paid more than \$50,000	(b) Type of service	(c) Compensation
BOSTON SAFE DEPOSIT AND TRUST 135 SANTILLI HIGHWAY, EVERETT, MA	INVESTMENT FEES	116,636.
BOSTON PARTNERS C/O 135 SANTILLI HIGHWAY, EVERETT, MA	INVESTMENT FEES	194,672.
GOLDMAN SACHS 125 HIGH ST, BOSTON, MA	INVESTMENT FEES	175,993.
SILCHESTER INTERNATIONAL INVESTORS 780 THIRD AVE, NEW YORK, NY	INVESTMENT FEES	146,628.
HERITAGE GROUP, LLC 463 WORCESTER ROAD, FRAMINGHAM, MA	MANAGEMENT FEES	555,000.

Total number of others receiving over \$50,000 for professional services ▶ 5

Part IX-A Summary of Direct Charitable Activities

List the foundation's four largest direct charitable activities during the tax year. Include relevant statistical information such as the number of organizations and other beneficiaries served, conferences convened, research papers produced, etc	Expenses
1 NONE	
2	
3	
4	

Part IX-B Summary of Program-Related Investments

Describe the two largest program-related investments made by the foundation during the tax year on lines 1 and 2	Amount
1 LOANS MADE AT BELOW-MARKET INTEREST RATES TO NONPROFITS SO THEY CAN PURCHASE PERMANENT PROGRAM SPACE OR OVERHEAD SPACE	694,255.
2 PURCHASED REAL ESTATE IN YARMOUTHPORT, MA. THE PROPERTY IS BEING USED BY A MUSEUM.	663,037.
All other program-related investments See instructions	
3	
Total Add lines 1 through 3	1,357,292.

Part X Minimum Investment Return (All domestic foundations must complete this part. Foreign foundations, see instructions.)

1 Fair market value of assets not used (or held for use) directly in carrying out charitable, etc., purposes		
a Average monthly fair market value of securities	1a	65,672,407.
b Average of monthly cash balances	1b	10,184,048.
c Fair market value of all other assets	1c	86,105,426.
d Total (add lines 1a, b, and c)	1d	161,961,881.
e Reduction claimed for blockage or other factors reported on lines 1a and 1c (attach detailed explanation)	1e	0.
2 Acquisition indebtedness applicable to line 1 assets	2	0.
3 Subtract line 2 from line 1d	3	161,961,881.
4 Cash deemed held for charitable activities Enter 1 1/2% of line 3 (for greater amount, see instructions)	4	2,429,428.
5 Net value of noncharitable-use assets Subtract line 4 from line 3 Enter here and on Part V, line 4	5	159,532,453.
6 Minimum investment return Enter 5% of line 5	6	7,976,623.

Part XI Distributable Amount (see instructions) (Section 4942(j)(3) and (j)(5) private operating foundations and certain foreign organizations check here and do not complete this part)

1 Minimum investment return from Part X, line 6		1	7,976,623.
2a Tax on investment income for 2002 from Part VI, line 5	2a	35,391.	
b Income tax for 2002 (This does not include the tax from Part VI)	2b		
c Add lines 2a and 2b	2c	35,391.	
3 Distributable amount before adjustments Subtract line 2c from line 1	3	7,941,232.	
4a Recoveries of amounts treated as qualifying distributions	4a	0.	
b Income distributions from section 4947(a)(2) trusts	4b	0.	
c Add lines 4a and 4b	4c	0.	
5 Add lines 3 and 4c	5	7,941,232.	
6 Deduction from distributable amount (see instructions)	6	0.	
7 Distributable amount as adjusted Subtract line 6 from line 5 Enter here and on Part XIII, line 1	7	7,941,232.	

Part XII Qualifying Distributions (see instructions)

1 Amounts paid (including administrative expenses) to accomplish charitable, etc., purposes		
a Expenses, contributions, gifts, etc. - total from Part I, column (d), line 26	1a	10,403,512.
b Program-related investments - Total from Part IX-B	1b	1,357,292.
2 Amounts paid to acquire assets used (or held for use) directly in carrying out charitable, etc., purposes	2	
3 Amounts set aside for specific charitable projects that satisfy the		
a Suitability test (prior IRS approval required)	3a	
b Cash distribution test (attach the required schedule)	3b	
4 Qualifying distribution: Add lines 1a through 3b Enter here and on Part V, line 8, and Part XIII, line 4	4	11,760,804.
5 Organizations that qualify under section 4940(e) for the reduced rate of tax on net investment income Enter 1% of Part I, line 27b	5	35,391.
6 Adjusted qualifying distributions Subtract line 5 from line 4	6	11,725,413.

Note The amount on line 6 will be used in Part V, column (b), in subsequent years when calculating whether the foundation qualifies for the section 4940(e) reduction of tax in those years

Part XIII Undistributed Income (see instructions)

	(a) Corpus	(b) Years prior to 2001	(c) 2001	(d) 2002
1 Distributable amount for 2002 from Part XI line 7				7,941,232.
2 Undistributed Income if any, as of the end of 2001				
a Enter amount for 2001 only			7,179,034.	
b Total for prior years		0.		
3 Excess distributions carryover, if any, to 2002				
a From 1997				
b From 1998				
c From 1999				
d From 2000				
e From 2001				
f Total of lines 3a through e	0.			
4 Qualifying distributions for 2002 from Part XII, line 4 ▶ \$ 11,760,804.				
a Applied to 2001, but not more than line 2a			7,179,034.	
b Applied to undistributed income of prior years (Election required - see instructions)		0.		
c Treated as distributions out of corpus (Election required - see instructions)	0.			
d Applied to 2002 distributable amount				4,581,770.
e Remaining amount distributed out of corpus	0.			
5 Excess distributions carryover applied to 2002 (if an amount appears in column (d) the same amount must be shown in column (a))	0.			0.
6 Enter the net total of each column as indicated below				
a Corpus Add lines 3f, 4c, and 4e Subtract line 5	0.			
b Prior years' undistributed income Subtract line 4b from line 2b		0.		
c Enter the amount of prior years' undistributed income for which a notice of deficiency has been issued, or on which the section 4942(a) tax has been previously assessed		0.		
d Subtract line 6c from line 6b Taxable amount - see instructions		0.		
e Undistributed income for 2001 Subtract line 4a from line 2a Taxable amount - see instr			0.	
f Undistributed income for 2002 Subtract lines 4d and 5 from line 1 This amount must be distributed in 2003				3,359,462.
7 Amounts treated as distributions out of corpus to satisfy requirements imposed by section 170(b)(1)(E) or 4942(g)(3)	0.			
8 Excess distributions carryover from 1997 not applied on line 5 or line 7	0.			
9 Excess distributions carryover to 2003 Subtract lines 7 and 8 from line 6a	0.			
10 Analysis of line 9				
a Excess from 1998				
b Excess from 1999				
c Excess from 2000				
d Excess from 2001				
e Excess from 2002				

Part XIV Private Operating Foundations (see instructions and Part VII A, question 9) N/A

1 a If the foundation has received a ruling or determination letter that it is a private operating foundation, and the ruling is effective for 2002 enter the date of the ruling ▶

b Check box to indicate whether the organization is a private operating foundation described in section 4942(j)(3) or 4942(j)(5)

	Tax year				(e) Total
	(a) 2002	(b) 2001	(c) 2000	(d) 1999	
2 a Enter the lesser of the adjusted net income from Part I or the minimum investment return from Part X for each year listed					
b 85% of line 2a					
c Qualifying distributions from Part XII, line 4 for each year listed					
d Amounts included in line 2c not used directly for active conduct of exempt activities					
e Qualifying distributions made directly for active conduct of exempt activities					
3 Subtract line 2d from line 2c Complete 3a, b, or c for the alternative test relied upon					
a "Assets" alternative test - enter					
(1) Value of all assets					
(2) Value of assets qualifying under section 4942(j)(3)(B)(i)					
b "Endowment" alternative test - Enter 2/3 of minimum investment return shown in Part X, line 6 for each year listed					
c "Support" alternative test - enter					
(1) Total support other than gross investment income (interest, dividends, rents, payments on securities loans (section 512(a)(5)), or royalties)					
(2) Support from general public and 5 or more exempt organizations as provided in section 4942(j)(3)(B)(iii)					
(3) Largest amount of support from an exempt organization					
(4) Gross investment income					

Part XV Supplementary Information (Complete this part only if the organization had \$5,000 or more in assets at any time during the year-see page 25 of the instructions.)

1 **Information Regarding Foundation Managers**
a List any managers of the foundation who have contributed more than 2% of the total contributions received by the foundation before the close of any tax year (but only if they have contributed more than \$5,000) (See section 507(d)(2))

NONE

b List any managers of the foundation who own 10% or more of the stock of a corporation (or an equally large portion of the ownership of a partnership or other entity) of which the foundation has a 10% or greater interest

NONE

2 **Information Regarding Contribution, Grant, Gift, Loan, Scholarship, etc., Programs**
Check here if the organization only makes contributions to preselected charitable organizations and does not accept unsolicited requests for funds. If the organization makes gifts, grants, etc. (see instructions) to individuals or organizations under other conditions, complete items 2a, b, c, and d

- a The name, address, and telephone number of the person to whom applications should be addressed
- b The form in which applications should be submitted and information and materials they should include
- c Any submission deadlines
- d Any restrictions or limitations on awards, such as by geographical areas, charitable fields, kinds of institutions, or other factors

Part XV Supplementary Information (continued)

3 Grants and Contributions Paid During the Year or Approved for Future Payment				
Recipient Name and address (home or business)	If recipient is an individual, show any relationship to any foundation manager or substantial contributor	Foundation status of recipient	Purpose of grant or contribution	Amount
a Paid during the year				
MARINE TOYS FOR TOTS FOUNDATION, PO BOX 1947, QUANTICO, VA	NONE	PUBLIC	PURCHASED TOYS FOR XMAS PROGRAM	20,530.
NATIVITY PREP SCHOOL OF NEW BEDFORD, 66 SPRING ST, NEW BEDFORD, MA	NONE	PUBLIC	OPERATING EXPENSES	32,663.
SEE ATTACHED LIST	NONE			8,304,746.
BOSTON PARKS TOT LOT, C/O CITY OF BOSTON, BOSTON, MA	NONE	PUBLIC	RENOVATE CHILDRENS PLAYGROUND	844,441.
STRAWBERRY LANE FOUNDATION INC, 8 STRAWBERRY LANE, YARMOUTHPORT, MA	NONE	PUBLIC	START UP EXPENSES FOR FIRST YEAR OF OPERATIONS	332,224.
BLESSED STEPHEN BELLESINI ACADEMY, BRADFORD ST, LAWRENCE, MA	NONE	PUBLIC	OPERATING EXPENSES, SET UP AND RENTAL OF MODULAR UNITS	163,210.
PINE STREET INN, 444 HARRISON AVE, BOSTON, MA	NONE	PUBLIC	CLOTHING	4,216.
Total			▶ 3a	9,702,030.
b Approved for future payment				
NONE				
Total			▶ 3b	0.

Schedule B
(Form 990, 990-EZ, or
990-PF)

Department of the Treasury
Internal Revenue Service

Schedule of Contributors

Supplementary Information for
line 1 of Form 990, 990-EZ, and 990-PF (see instructions)

OMB No 1545-0047

2002

Name of organization

THE HIGHLAND STREET CONNECTION
C/O HERITAGE GROUP, LLC

Employer identification number

04-3048298

Organization type (check one)

Filers of

Section

Form 990 or 990-EZ

501(c)() (enter number) organization

4947(a)(1) nonexempt charitable trust **not** treated as a private foundation

527 political organization

Form 990-PF

501(c)(3) exempt private foundation

4947(a)(1) nonexempt charitable trust treated as a private foundation

501(c)(3) taxable private foundation

Check if your organization is covered by the **General Rule** or a **Special Rule** (Note Only a section 501(c)(7), (8), or (10) organization can check box(es) for both the General Rule and a Special Rule-see instructions)

General Rule-

For organizations filing Form 990, 990-EZ, or 990-PF that received, during the year, \$5,000 or more (in money or property) from any one contributor (Complete Parts I and II)

Special Rules-

For a section 501(c)(3) organization filing Form 990, or Form 990-EZ, that met the 33 1/3% support test of the regulations under sections 509(a)(1)/170(b)(1)(A)(vi) and received from any one contributor, during the year, a contribution of the greater of \$5,000 or 2% of the amount on line 1 of these forms (Complete Parts I and II)

For a section 501(c)(7), (8), or (10) organization filing Form 990, or Form 990-EZ, that received from any one contributor, during the year, aggregate contributions or bequests of more than \$1,000 for use *exclusively* for religious, charitable, scientific, literary, or educational purposes, or the prevention of cruelty to children or animals (Complete Parts I, II, and III)

For a section 50 (c)(7), (8), or (10) organization filing Form 990, or Form 990-EZ, that received from any one contributor, during the year, some contributions for use *exclusively* for religious, charitable, etc , purposes, but these contributions did not aggregate to more than \$1,000 (If this box is checked, enter here the total contributions that were received during the year for an *exclusively* religious, charitable, etc , purpose Do not complete any of the Parts unless the **General Rule** applies to this organization because it received nonexclusively religious, charitable, etc , contributions of \$5,000 or more during the year) ▶ \$ _____

Caution Organizations that are not covered by the General Rule and/or the Special Rules do not file Schedule B (Form 990, 990-EZ, or 990-PF), but they must check the box in the heading of their Form 990, Form 990-EZ, or on line 1 of their Form 990-PF, to certify that they do not meet the filing requirements of Schedule B (Form 990, 990-EZ, or 990-PF)

LHA For Paperwork Reduction Act Notice, see the Instructions
for Form 990 and Form 990-EZ

Schedule B (Form 990, 990-EZ, or 990-PF) (2002)

Name of organization THE HIGHLAND STREET CONNECTION C/O HERITAGE GROUP, LLC	Employer identification number 04-3048298
---	---

Part I Contributors (See Specific Instructions)

(a) No	(b) Name, address, and ZIP + 4	(c) Aggregate contributions	(d) Type of contribution
1	DAVID J MCGRATH, JR 1988 TRUST C/O HERITAGE GROUP, 463 WORCESTER RD, FRAMINGHAM, MA	\$ 454,508.	Person <input checked="" type="checkbox"/> Payroll <input type="checkbox"/> Noncash <input type="checkbox"/> (Complete Part II if there is a noncash contribution)
2	DAVID J MCGRATH, JR 1988 TRUST SAME	\$ 48,072.	Person <input checked="" type="checkbox"/> Payroll <input type="checkbox"/> Noncash <input type="checkbox"/> (Complete Part II if there is a noncash contribution)
		\$	Person <input type="checkbox"/> Payroll <input type="checkbox"/> Noncash <input type="checkbox"/> (Complete Part II if there is a noncash contribution)
		\$	Person <input type="checkbox"/> Payroll <input type="checkbox"/> Noncash <input type="checkbox"/> (Complete Part II if there is a noncash contribution)
		\$	Person <input type="checkbox"/> Payroll <input type="checkbox"/> Noncash <input type="checkbox"/> (Complete Part II if there is a noncash contribution)
		\$	Person <input type="checkbox"/> Payroll <input type="checkbox"/> Noncash <input type="checkbox"/> (Complete Part II if there is a noncash contribution)

Part IV Capital Gains and Losses for Tax on Investment Income

(a) List and describe the kind(s) of property sold e.g., real estate, 2-story brick warehouse or common stock, 200 shs MLC Co	(b) How acquired P - Purchase D - Donation	(c) Date acquired (mo., day, yr.)	(d) Date sold (mo., day, yr.)
1a TIFF PARTNERS IV K-1	P		
b GS CAPITAL PARTNERS K-1	P		
c SILCHESTER INT'L INVESTORS K-1	P		
d STATE STREET PASSIVE BOND MKT INDEX K-1	P		
e MASTHOLM INT'L EQUITY K-1	P		
f PARTHENON INVESTORS, LP	P		
g TUCKER ANTHONY PRIVATE EQUITY K-1	P		
h BOSTON PARTNERS SM CAP II (SEE ATTACHED)	P		
i M.A. WEATHERBIE (SEE ATTACHED)	P		
j MELLON LARGE CAP EQUITY (SEE ATTACHED)	P		
k MELLON SMALL CAP EQUITY (SEE ATTACHED)	P		
l BOSTON PARTNERS (SEE ATTACHED)	P		
m GOLDMAN SACHS (SEE ATTACHED)	P		
n NORLAND SOUTH COMPANY	D		
o SILCHESTER INT'L INVESTORS K-1	P		

(e) Gross sales price	(f) Depreciation allowed (or allowable)	(g) Cost or other basis plus expense of sale	(h) Gain or (loss) (e) plus (f) minus (g)
a		277.	<277.>
b		30,124.	<30,124.>
c	72,179.		72,179.
d	675,705.		675,705.
e		2,449,381.	<2,449,381.>
f		145,271.	<145,271.>
g	2,503.		2,503.
h		13,885.	<13,885.>
i		234,052.	<234,052.>
j		1,988,254.	<1,988,254.>
k	1,784,880.		1,784,880.
l		2,504,439.	<2,504,439.>
m		4,720,747.	<4,720,747.>
n	11,250.	10.	11,240.
o	462,797.		462,797.

Complete only for assets showing gain in column (h) and owned by the foundation on 12/31/69

(i) FMV as of 12/31/69	(j) Adjusted basis as of 12/31/69	(k) Excess of col (i) over col (j), if any	(l) Losses (from col (h)) Gains (excess of col (h) gain over col (k), but not less than "-0-")
a			<277.>
b			<30,124.>
c			72,179.
d			675,705.
e			<2,449,381.>
f			<145,271.>
g			2,503.
h			<13,885.>
i			<234,052.>
j			<1,988,254.>
k			1,784,880.
l			<2,504,439.>
m			<4,720,747.>
n			11,240.
o			462,797.

2 Capital gain net income or (net capital loss) { If gain, also enter in Part I line 7 If (loss), enter "-0-" in Part I, line 7 }	2
3 Net short-term capital gain or (loss) as defined in sections 1222(5) and (6) If gain, also enter in Part I, line 8, column (c) If (loss), enter "-0-" in Part I, line 8 }	3

Part IV Capital Gains and Losses for Tax on Investment Income

(a) List and describe the kind(s) of property sold, e.g., real estate, 2-story brick warehouse, or common stock, 200 shs MLC Co	(b) How acquired P - Purchase D - Donation	(c) Date acquired (mo., day, yr.)	(d) Date sold (mo., day, yr.)
1a STATE STREET PASSIVE BOND MKT INDEX K-1	P		
b MASTHOLM INT'L EQUITY K-1	P		
c TUCKER ANTHONY PRIVATE EQUITY K-1	P		
d WELLS FARGO BANK (HUMBOLDT)	P		
e TIFF PARTNERS IV K-1	P		
f FOUR POINTS	D		
g SOUTHERN MILITARY	D		
h DIRECTORS FUND	P		
i MISCELLANEOUS FROM K-1'S	P		
j			
k			
l			
m			
n			
o			

(e) Gross sales price	(f) Depreciation allowed (or allowable)	(g) Cost or other basis plus expense of sale	(h) Gain or (loss) (e) plus (f) minus (g)
a 865,701.			865,701.
b		207,033.	<207,033.>
c		2,144.	<2,144.>
d 84,544.			84,544.
e		968.	<968.>
f 178,359.			178,359.
g 322,489.			322,489.
h 90,448.			90,448.
i 73.			73.
j			
k			
l			
m			
n			
o			

Complete only for assets showing gain in column (h) and owned by the foundation on 12/31/69			(l) Losses (from col (h)) Gains (excess of col (h) gain over col (k), but not less than "-0-")
(i) FMV as of 12/31/69	(j) Adjusted basis as of 12/31/69	(k) Excess of col (i) over col (j) if any	
a			865,701.
b			<207,033.>
c			<2,144.>
d			84,544.
e			<968.>
f			178,359.
g			322,489.
h			90,448.
i			73.
j			
k			
l			
m			
n			
o			

2 Capital gain net income or (net capital loss) (If gain, also enter in Part I, line 7 If loss, enter "-0-" in Part I, line 7)	2	<7,745,657.>
3 Net short-term capital gain or (loss) as defined in sections 1222(5) and (6) If gain, also enter in Part I, line 8, column (c) If loss, enter "-0-" in Part I, line 8	3	N/A

213591
05-01-02

2002 DEPRECIATION AND AMORTIZATION REPORT

REAL ESTATE

RENT

1

Asset No	Description	Date Acquired	Method	Life	Line No	Unadjusted Cost Or Basis	Bus % Excl	* Reduction In Basis	Basis For Depreciation	Accumulated Depreciation	Current Sec 179	Amount Of Depreciation
3	LAND LINDEN	11	98L			8,320.			8,320.			0.
4	BUILDING LINDEN	11	98SL	39.00	17	160,097.			160,097.	12,315.		4,105.
11	BUILDING NORTHBORO	11	98SL	39.00	17	28,000.			28,000.	4,667.		718.
12	LAND M&C	11	98L			217,138.			217,138.			0.
13	BUILDING M&C	11	98SL	39.00	17	287,862.			287,862.	47,977.		7,381.
16	LAND VAQUERO	11	98L			23,834.			23,834.			0.
17	BUILDING VAQUERO	11	98SL	39.00	17	71,503.			71,503.	11,916.		1,833.
18	IMPROVEMENTS--LINDEN	010102	SL	39.00	19I	36,600.			36,600.			938.
	* TOTAL 990-PF RENTAL DEPR					833,354.		0.	833,354.	76,875.	0.	14,975.

FORM 990-PF GAIN OR (LOSS) FROM SALE OF ASSETS STATEMENT 1

(A) DESCRIPTION OF PROPERTY	(B) GROSS SALES PRICE	(C) COST OR OTHER BASIS	(D) EXPENSE OF SALE	(E) MANNER ACQUIRED DEPREC.	(F) DATE ACQUIRED GAIN OR LOSS	DATE SOLD
TIFF PARTNERS IV K-1	0.	277.	0.	PURCHASED	0.	<277.>

(A) DESCRIPTION OF PROPERTY	(B) GROSS SALES PRICE	(C) COST OR OTHER BASIS	(D) EXPENSE OF SALE	(E) MANNER ACQUIRED DEPREC.	(F) DATE ACQUIRED GAIN OR LOSS	DATE SOLD
GS CAPITAL PARTNERS K-1	0.	30,124.	0.	PURCHASED	0.	<30,124.>

(A) DESCRIPTION OF PROPERTY	(B) GROSS SALES PRICE	(C) COST OR OTHER BASIS	(D) EXPENSE OF SALE	(E) MANNER ACQUIRED DEPREC.	(F) DATE ACQUIRED GAIN OR LOSS	DATE SOLD
SILCHESTER INT'L INVESTORS K-1	72,179.	0.	0.	PURCHASED	0.	72,179.

(A) DESCRIPTION OF PROPERTY	(B) GROSS SALES PRICE	(C) COST OR OTHER BASIS	(D) EXPENSE OF SALE	MANNER ACQUIRED	(E) DATE ACQUIRED	(F) DATE SOLD
STATE STREET PASSIVE BOND MKT INDEX K-1				PURCHASED		
	675,705.	0.	0.		0.	675,705.

(A) DESCRIPTION OF PROPERTY	(B) GROSS SALES PRICE	(C) COST OR OTHER BASIS	(D) EXPENSE OF SALE	MANNER ACQUIRED	(E) DATE ACQUIRED	(F) DATE SOLD
MASTHOLM INT'L EQUITY K-1				PURCHASED		
	0.	2,449,381.	0.		0.	<2,449,381.>

(A) DESCRIPTION OF PROPERTY	(B) GROSS SALES PRICE	(C) COST OR OTHER BASIS	(D) EXPENSE OF SALE	MANNER ACQUIRED	(E) DATE ACQUIRED	(F) DATE SOLD
PARTHENON INVESTORS, LP				PURCHASED		
	0.	145,271.	0.		0.	<145,271.>

(A) DESCRIPTION OF PROPERTY	(B) GROSS SALES PRICE	(C) COST OR OTHER BASIS	(D) EXPENSE OF SALE	MANNER ACQUIRED	(E) DATE ACQUIRED	(F) DATE SOLD
TUCKER ANTHONY PRIVATE EQUITY K-1				PURCHASED		
	2,503.	0.	0.		0.	2,503.

(A) DESCRIPTION OF PROPERTY	(B) GROSS SALES PRICE	(C) COST OR OTHER BASIS	(D) EXPENSE OF SALE	(E) DEPREC.	(F) GAIN OR LOSS
BOSTON PARTNERS SM CAP II (SEE ATTACHED)	0.	13,885.	0.	0.	<13,885.>

(A) DESCRIPTION OF PROPERTY	(B) GROSS SALES PRICE	(C) COST OR OTHER BASIS	(D) EXPENSE OF SALE	(E) DEPREC.	(F) GAIN OR LOSS
M.A. WEATHERBIE (SEE ATTACHED)	0.	234,052.	0.	0.	<234,052.>

(A) DESCRIPTION OF PROPERTY	(B) GROSS SALES PRICE	(C) COST OR OTHER BASIS	(D) EXPENSE OF SALE	(E) DEPREC.	(F) GAIN OR LOSS
MELLON LARGE CAP EQUITY (SEE ATTACHED)	0.	1,988,254.	0.	0.	<1,988,254.>

(A) DESCRIPTION OF PROPERTY	(B) GROSS SALES PRICE	(C) COST OR OTHER BASIS	(D) EXPENSE OF SALE	(E) DEPREC.	(F) GAIN OR LOSS
MELLON SMALL CAP EQUITY (SEE ATTACHED)	1,784,880.	0.	0.	0.	1,784,880.

(A) DESCRIPTION OF PROPERTY	(B) GROSS SALES PRICE	(C) COST OR OTHER BASIS	(D) EXPENSE OF SALE	(E) DEPREC.	(F) GAIN OR LOSS
BOSTON PARTNERS (SEE ATTACHED)	0.	2,504,439.	0.	0.	<2,504,439.>

(A) DESCRIPTION OF PROPERTY	(B) GROSS SALES PRICE	(C) COST OR OTHER BASIS	(D) EXPENSE OF SALE	(E) DEPREC.	(F) GAIN OR LOSS
GOLDMAN SACHS (SEE ATTACHED)	0.	4,720,747.	0.	0.	<4,720,747.>

(A) DESCRIPTION OF PROPERTY	(B) GROSS SALES PRICE	(C) VALUE AT TIME OF ACQ.	(D) EXPENSE OF SALE	(E) DEPREC.	(F) GAIN OR LOSS
NORLAND SOUTH COMPANY	11,250.	10.	0.	0.	11,240.

(A) DESCRIPTION OF PROPERTY	(B) GROSS SALES PRICE	(C) COST OR OTHER BASIS	(D) EXPENSE OF SALE	(E) DEPREC.	(F) GAIN OR LOSS
SILCHESTER INT'L INVESTORS K-1	462,797.	0.	0.	0.	462,797.

(A) DESCRIPTION OF PROPERTY	(B) GROSS SALES PRICE	(C) COST OR OTHER BASIS	(D) EXPENSE OF SALE	(E) DEPREC.	(F) GAIN OR LOSS
STATE STREET PASSIVE BOND MKT INDEX K-1	865,701.	0.	0.	0.	865,701.

(A) DESCRIPTION OF PROPERTY	(B) GROSS SALES PRICE	(C) COST OR OTHER BASIS	(D) EXPENSE OF SALE	(E) DEPREC.	(F) GAIN OR LOSS
MASTHOLM INT'L EQUITY K-1	0.	207,033.	0.	0.	<207,033.>

(A) DESCRIPTION OF PROPERTY	(B) GROSS SALES PRICE	(C) COST OR OTHER BASIS	(D) EXPENSE OF SALE	(E) DEPREC.	(F) GAIN OR LOSS
TUCKER ANTHONY PRIVATE EQUITY K-1	0.	2,144.	0.	0.	<2,144.>

(A) DESCRIPTION OF PROPERTY	(B) GROSS SALES PRICE	(C) COST OR OTHER BASIS	(D) EXPENSE OF SALE	(E) DEPREC.	(F) GAIN OR LOSS
WELLS FARGO BANK (HUMBOLDT)	84,544.	0.	0.	0.	84,544.

(A) DESCRIPTION OF PROPERTY			MANNER ACQUIRED	DATE ACQUIRED	DATE SOLD
TIFF PARTNERS IV K-1			PURCHASED		
(B) GROSS SALES PRICE	(C) COST OR OTHER BASIS	(D) EXPENSE OF SALE	(E) DEPREC.	(F) GAIN OR LOSS	
0.	968.	0.	0.	<968.>	

(A) DESCRIPTION OF PROPERTY			MANNER ACQUIRED	DATE ACQUIRED	DATE SOLD
FOUR POINTS			DONATED		
(B) GROSS SALES PRICE	(C) COST OR OTHER BASIS	(D) EXPENSE OF SALE	(E) DEPREC.	(F) GAIN OR LOSS	
178,359.	0.	0.	0.	178,359.	

(A) DESCRIPTION OF PROPERTY			MANNER ACQUIRED	DATE ACQUIRED	DATE SOLD
SOUTHERN MILITARY			DONATED		
(B) GROSS SALES PRICE	(C) COST OR OTHER BASIS	(D) EXPENSE OF SALE	(E) DEPREC.	(F) GAIN OR LOSS	
322,489.	0.	0.	0.	322,489.	

(A) DESCRIPTION OF PROPERTY			MANNER ACQUIRED	DATE ACQUIRED	DATE SOLD
DIRECTORS FUND			PURCHASED		
(B) GROSS SALES PRICE	(C) COST OR OTHER BASIS	(D) EXPENSE OF SALE	(E) DEPREC.	(F) GAIN OR LOSS	
90,448.	0.	0.	0.	90,448.	

(A) DESCRIPTION OF PROPERTY	MANNER ACQUIRED	DATE ACQUIRED	DATE SOLD
MISCELLANEOUS FROM K-1'S	PURCHASED		
(B) GROSS SALES PRICE	(C) COST OR OTHER BASIS	(D) EXPENSE OF SALE	(E) DEPREC.
73.	0.	0.	0.
(F) GAIN OR LOSS			73.

CAPITAL GAINS DIVIDENDS FROM PART IV	0.
TOTAL TO FORM 990-PF, PART I, LINE 6A	<7,745,657.>

FORM 990-PF INTEREST ON SAVINGS AND TEMPORARY CASH INVESTMENTS STATEMENT 2

SOURCE	AMOUNT
BOSTON SAFE DEPOSIT & TRUST FLEET	161,666.
INTEREST ON NOTES RECEIVABLE	7,609.
INTEREST ON STATE TAX REFUNDS	14,110.
MISCELLANEOUS INTEREST INCOME	172,542.
	1,259.
TOTAL TO FORM 990-PF, PART I, LINE 3, COLUMN A	357,186.

FORM 990-PF DIVIDENDS AND INTEREST FROM SECURITIES STATEMENT 3

SOURCE	GROSS AMOUNT	CAPITAL GAINS DIVIDENDS	COLUMN (A) AMOUNT
AEROTECH MORTGAGE	354,846.	0.	354,846.
ATV VII	519.	0.	519.
BOSTON PARTNERS	347,151.	0.	347,151.
BOSTON PARTNERS II	25,970.	0.	25,970.
BOSTON SAFE DEPOSIT & TRUST CO	341,161.	0.	341,161.
GLOBAL BANCORP	2,020.	0.	2,020.
GOLDMAN SACHS	219,602.	0.	219,602.
OTHER INTEREST/DIVIDENDS PER K-1'S	26,035.	0.	26,035.
PARTHENON	47,368.	0.	47,368.
PARTHENON II	10,911.	0.	10,911.
SILCHESTER	460,132.	0.	460,132.
STATE STREET	2,348,930.	0.	2,348,930.
TUCKER ANTHONY	2,878.	0.	2,878.

WEATHERBIE	7,304.	0.	7,304.
TOTAL TO FM 990-PF, PART I, LN 4	4,194,827.	0.	4,194,827.

FORM 990-PF RENTAL INCOME STATEMENT 4

KIND AND LOCATION OF PROPERTY	ACTIVITY NUMBER	GROSS RENTAL INCOME
REAL ESTATE	1	42,024.
TOTAL TO FORM 990-PF, PART I, LINE 5A		42,024.

FORM 990-PF RENTAL EXPENSES STATEMENT 5

DESCRIPTION	ACTIVITY NUMBER	AMOUNT	TOTAL
DEPRECIATION		14,975.	
CONDO FEES		2,646.	
TRAVEL		7,896.	
UTILITIES		10,155.	
MAINTENANCE		7,512.	
REAL ESTATE TAXES		15,566.	
TRASH		2,528.	
INSURANCE		40,137.	
- SUBTOTAL -	1		101,415.
TOTAL RENTAL EXPENSES			101,415.
NET RENTAL INCOME TO FORM 990-PF, PART I, LINE 5B			<59,391.>

FORM 990-PF OTHER INCOME STATEMENT 6

DESCRIPTION	AMOUNT
ROYALTY INCOME FROM K-1'S	48,322.
NONPASSIVE SEC 988 PER K-1	183,592.
ORDINARY INCOME FROM K-1'S	59,147.
MISCELLANEOUS INCOME	39,225.
TOTAL TO FORM 990-PF, PART I, LINE 11, COLUMN A	330,286.

FORM 990-PF	LEGAL FEES			STATEMENT 7
DESCRIPTION	(A) EXPENSES PER BOOKS	(B) NET INVEST- MENT INCOME	(C) ADJUSTED NET INCOME	(D) CHARITABLE PURPOSES
HEMENWAY & BARNES--LEGAL SERVICES	8,670.	0.		8,670.
CUMSKY & LEVIN	30,243.	563.		29,680.
GRIESINGER, TIGHE & MAFFEI	7,269.	7,269.		0.
RICHMOND, PAULY & AULT	394.	394.		0.
ROPES AND GRAY	1,141.	1,141.		0.
TO FM 990-PF, PG 1, LN 16A	47,717.	9,367.		38,350.

FORM 990-PF	ACCOUNTING FEES			STATEMENT 8
DESCRIPTION	(A) EXPENSES PER BOOKS	(B) NET INVEST- MENT INCOME	(C) ADJUSTED NET INCOME	(D) CHARITABLE PURPOSES
SAMET & CO--ACCOUNTING SERVICES	26,250.	13,125.		13,125.
FINANCE EXECUTIVES	19,556.	9,706.		9,850.
TO FORM 990-PF, PG 1, LN 16B	45,806.	22,831.		22,975.

FORM 990-PF	OTHER PROFESSIONAL FEES			STATEMENT 9
DESCRIPTION	(A) EXPENSES PER BOOKS	(B) NET INVEST- MENT INCOME	(C) ADJUSTED NET INCOME	(D) CHARITABLE PURPOSES
HERITAGE GROUP--MANAGEMENT SERVICES	555,000.	58,828.		496,172.
CAMBRIDGE ASSOCIATES--INVESTMENT ADVISORS	95,341.	95,341.		0.
GOLDMAN SACHS--INVESTMENT FEES	175,993.	175,993.		0.
BOSTON PARTNERS--INVESTMENT FEES	194,672.	194,672.		0.
PARTHENON--INVESTMENT FEES	112,607.	112,607.		0.
SILCHESTER INT'L--INVESTMENT FEES	146,628.	146,628.		0.
ADVANCED TECHNOLOGY--INVESTMENT FEES	57,494.	57,494.		0.

MASTHOLM-INVESTMENT FEES	80,445.	80,445.	0.
BOSTON SAFE DEPOSIT & TRUST-INVESTMENT FEES	116,636.	116,636.	0.
NORTH BRIDGE, LLC-CONSULTING	102,985.	8,176.	94,809.
COMMON FUND-INVESTMENT FEES	5,890.	5,890.	0.
WEATHERBEE-INVESTMENT FEES	16,977.	16,977.	0.
GS VENTURE CAPITAL-INVESTMENT FEES	11,814.	11,814.	0.
NANGLE CONSULTING	1,343.	1,343.	0.
MISCELLANOUS CONSULTANTS	4,087.	0.	4,087.
TO FORM 990-PF, PG 1, LN 16C	1,677,912.	1,082,844.	595,068.

FORM 990-PF TAXES STATEMENT 10

DESCRIPTION	(A) EXPENSES PER BOOKS	(B) NET INVEST- MENT INCOME	(C) ADJUSTED NET INCOME	(D) CHARITABLE PURPOSES
MASSACHUSETTS ANNUAL REPORT FEES	30.	30.		0.
FED EXCISE TAX ON INVEST INCOME	172,000.	0.		0.
FOREIGN TAX WITHHELD	72,435.	72,435.		0.
MASSACHUSETTS FORM PC	320.	320.		0.
REAL ESTATE TAXES-PROPERTY USED FOR CHARITABLE PURPOSES	3,652.	0.		3,652.
REAL ESTATE TAXES	15,566.	15,566.		0.
TO FORM 990-PF, PG 1, LN 18	264,003.	88,351.		3,652.

FORM 990-PF OTHER EXPENSES STATEMENT 11

DESCRIPTION	(A) EXPENSES PER BOOKS	(B) NET INVEST- MENT INCOME	(C) ADJUSTED NET INCOME	(D) CHARITABLE PURPOSES
BANK CHARGES	283.	0.		283.
OFFICE SUPPLIES AND EXPENSES	4,050.	0.		4,050.
PORTFOLIO DEDUCTIONS-K-1'S	95,948.	95,948.		0.
TELEPHONE	694.	0.		694.
NONDEDUCTIBLE PORTION OF DONATIONS (MEALS)	8,888.	0.		0.
POSTAGE AND COURIER SERVICE	5,428.	0.		5,428.
EXPENSES RELATED TO WOMENS HOMELESS COLLABORATIVE	10,765.	0.		10,765.

MISCELLANEOUS	6,028.	0.	6,028.
EXPENSES RELATED TO NATIVITY PREP WORCESTER	3,363.	0.	3,363.
REPAIRS-PROPERTY USED FOR CHARITABLE PURPOSES	815.	0.	815.
INSURANCE-PROPERT USED FOR CHARITABLE PURPOSES	4,841.	0.	4,841.
CONDO FEES	2,646.	2,646.	0.
UTILITIES	10,155.	10,155.	0.
MAINTENANCE	7,512.	7,512.	0.
TRASH	2,528.	2,528.	0.
INSURANCE	40,137.	40,137.	0.
TO FORM 990-PF, PG 1, LN 23	204,081.	158,926.	36,267.

FORM 990-PF CORPORATE STOCK STATEMENT 12

DESCRIPTION	BOOK VALUE	FAIR MARKET VALUE
MPAM LARGE CAP EQUITIES	16,854,481.	15,378,981.
MPAM SMALL CAP EQUITIES	0.	0.
SYKES DATRONICS	3,055.	3,055.
BOSTON PARTNERS EQUITIES	16,755,283.	15,466,337.
GOLDMAN SACHS EQUITIES	15,022,800.	13,110,474.
PNC EQUITIES	0.	0.
BOSTON PARTNERS SCII EQUITIES	4,967,073.	4,664,149.
BOSTON PARTNERS SCII CONV SECURITIES	7,920.	8,582.
BOSTON PARTNERS SCII VENTURE CAPITAL	4,120.	4,215.
M.A. WEATHERBIE EQUITIES	7,505,499.	7,121,472.
TOTAL TO FORM 990-PF, PART II, LINE 10B	61,120,231.	55,757,265.

FORM 990-PF CORPORATE BONDS STATEMENT 13

DESCRIPTION	BOOK VALUE	FAIR MARKET VALUE
GOLDMAN SACHS FIXED INCOME SECURITIES	0.	0.
TOTAL TO FORM 990-PF, PART II, LINE 10C	0.	0.

FORM 990-PF DEPRECIATION OF ASSETS HELD FOR INVESTMENT STATEMENT 14

DESCRIPTION	COST OR OTHER BASIS	ACCUMULATED DEPRECIATION	BOOK VALUE
IMPROVEMENTS-LINDEN	36,600.	938.	35,662.
TOTAL TO FM 990-PF, PART II, LN 11	36,600.	938.	35,662.

FORM 990-PF MORTGAGE LOANS STATEMENT 15

DESCRIPTION	BOOK VALUE	FAIR MARKET VALUE
CAMBRIDGE FAMILY AND CHILDEN'S SERVICE 501(C)(3)	300,000.	300,000.
AEROTECH L/P MORTGAGE	3,356,894.	3,356,894.
JUST A START CORP	694,255.	694,255.
TOTAL TO FORM 990-PF, PART II, LINE 12	4,351,149.	4,351,149.

FORM 990-PF OTHER INVESTMENTS STATEMENT 16

DESCRIPTION	BOOK VALUE	FAIR MARKET VALUE
COLLECTIBLES	6,150.	6,150.
POOLED FUND	8,500,000.	8,717,945.
TOTAL TO FORM 990-PF, PART II, LINE 13	8,506,150.	8,724,095.

FORM 990-PF OTHER ASSETS STATEMENT 17

DESCRIPTION	BOOK VALUE	FAIR MARKET VALUE
INVESTMENT-PARTNERSHIPS	72,942,788.	72,593,819.
INVESTMENT-OTHERS	0.	0.
GRANT WITH RIGHT OF RETURN	1,009,161.	1,009,161.
NORLAND SOUTH	0.	0.
TOTAL TO FORM 990-PF, PART II, LINE 15	73,951,949.	73,602,980.

FORM 990-PF

OTHER NOTES AND LOANS PAYABLE

STATEMENT 18

<u>LENDER'S NAME</u>	<u>TERMS OF REPAYMENT</u>	<u>SECURITY PROVIDED BY BORROWER</u>
BOSTON SAFE DEPOSIT & TRUST CO (LINE OF CREDIT)	DEMAND	CASH AND SECURITIES IN INVESTMENT ACCOUNT

<u>DATE OF NOTE</u>	<u>MATURITY DATE</u>	<u>ORIGINAL LOAN AMOUNT</u>	<u>INTEREST RATE</u>	<u>PURPOSE OF LOAN</u>
08/16/01		300,000.	2.48%	LEND TO 501(C)(3)-SEE NOTE RECEIVABLE

RELATIONSHIP OF LENDER

NONE

<u>DESCRIPTION OF CONSIDERATION</u>	<u>FMV OF CONSIDERATION</u>	<u>BALANCE DUE</u>
	0.	300,000.

<u>LENDER'S NAME</u>	<u>TERMS OF REPAYMENT</u>	<u>SECURITY PROVIDED BY BORROWER</u>
BOSTON SAFE DEPOSIT & TRUST CO (LINE OF CREDIT)	DEMAND	CASH AND SECURITIES IN INVESTMENT ACCOUNT

<u>DATE OF NOTE</u>	<u>MATURITY DATE</u>	<u>ORIGINAL LOAN AMOUNT</u>	<u>INTEREST RATE</u>	<u>PURPOSE OF LOAN</u>
06/12/02		700,000.	2.48%	LEND TO 501(C)(3)-SEE NOTE RECEIVABLE

RELATIONSHIP OF LENDER

NONE

<u>DESCRIPTION OF CONSIDERATION</u>	<u>FMV OF CONSIDERATION</u>	<u>BALANCE DUE</u>
	0.	697,333.

TOTAL TO FORM 990-PF, PART II, LINE 21, COLUMN B	<u>997,333.</u>
--	-----------------

FORM 990-PF

PART VIII - LIST OF OFFICERS, DIRECTORS
TRUSTEES AND FOUNDATION MANAGERS

STATEMENT 19

NAME AND ADDRESS	TITLE AND AVRG HRS/WK	COMPEN- SATION	EMPLOYEE BEN PLAN CONTRIB	EXPENSE ACCOUNT
JOANN MCGRATH 300 BOYLSTON STREET #1001 BOSTON, MA 02116	TRUSTEE 30	0.	0.	0.
DAVID J. MCGRATH, III 7 WEST HOLLOW ANDOVER, MA 01810	TRUSTEE 20	0.	0.	0.
SCOTT J. MCGRATH 2 WHITRIDGE ROAD SOUTH NATICK, MA 01760	TRUSTEE 10	0.	0.	0.
HOLLY L. MCGRATH 9 ARLINGTON ST BOSTON, MA 02116	TRUSTEE 25	0.	0.	0.
CHRISTOPHER R. MCGRATH 71 FAIRWAY CIRCLE NATICK, MA 01760	TRUSTEE 10	0.	0.	0.
SEAN P. MCGRATH 2 MEADOWBROOK ROAD WESTON, MA 02493	TRUSTEE 20	0.	0.	0.
TOTALS INCLUDED CN 990-PF, PAGE 6, PART VIII		0.	0.	0.

Underpayment of Estimated Tax by Corporations

▶ See separate instructions
 ▶ Attach to the corporation's tax return

FORM 990-PF

2002

Name **THE HIGHLAND STREET CONNECTION
 C/O HERITAGE GROUP, LLC**

Employer identification number
04-3048298

Note In most cases, the corporation does not need to file Form 2220 (See Part I below for exceptions.) The IRS will figure any penalty owed and bill the corporation. If the corporation does not need to file Form 2220, it may still use it to figure the penalty. Enter the amount from line 34 on the estimated tax penalty line of the corporation's income tax return, but do not attach Form 2220.

Part I Reasons For Filing - Check the boxes below that apply to the corporation. If any boxes are checked, the corporation must file Form 2220, even if it does not owe the penalty. If the box on line 1 or line 2 applies, the corporation may be able to lower or eliminate the penalty.

- 1 The corporation is using the annualized income installment method
- 2 The corporation is using the adjusted seasonal installment method
- 3 The corporation is a "large corporation" figuring its first required installment based on the prior year's tax

Part II Figuring the Underpayment

4 Total tax (see instructions)					4	35,391.
5a Personal holding company tax (Schedule PH (Form 1120), line 26) included on line 4					5a	
b Look-back interest included on line 4 under section 460(b)(2) for completed long-term contracts or of section 167(g) for property depreciated under the income forecast method					5b	
c Credit for Federal tax paid on fuels (see instructions)					5c	
d Total Add lines 5a through 5c					5d	
6 Subtract line 5d from line 4. If the result is less than \$500, do not complete or file this form. The corporation does not owe the penalty.					6	35,391.
7 Enter the tax shown on the corporation's 2001 income tax return. Caution: If zero or the tax year was for less than 12 months, skip this line and enter the amount from line 6 on line 8.					7	96,029.
8 Enter the smaller of line 5 or line 7. If the corporation is required to skip line 7, enter the amount from line 6.					8	35,391.
9 Installment due dates Enter in columns (a) through (d) the 15th day of the 4th (Form 990-PF filers: Use 5th month), 6th, 9th, and 12th months of the corporation's tax year.	(a)	(b)	(c)	(d)		
9	05/15/02	06/15/02	09/15/02	12/15/02		
10 Required installments If the box on line 1 and/or line 2 above is checked, enter the amounts from Schedule A, line 40. If the box on line 3 (but not 1 or 2) is checked, see instructions for the amounts to enter. If none of these boxes are checked, enter 25% of line 8 above in each column.	10	8,848.	8,848.	8,847.	8,848.	
11 Estimated tax paid or credited for each period (see instructions). For column (a) only, enter the amount from line 11 on line 15. Complete lines 12 through 18 of one column before going to the next column.	11	61,815.	30,000.	45,000.	30,000.	
12 Enter amount, if any, from line 18 of the preceding column.	12		52,967.	74,119.	110,272.	
13 Add lines 11 and 12.	13		82,967.	119,119.	140,272.	
14 Add amounts on lines 16 and 17 of the preceding column.	14					
15 Subtract line 14 from line 13. If zero or less, enter -0-.	15	61,815.	82,967.	119,119.	140,272.	
16 If the amount on line 15 is zero, subtract line 13 from line 14. Otherwise, enter -0-.	16		0.	0.		
17 Underpayment If line 15 is less than or equal to line 10, subtract line 15 from line 10. Then go to line 12 of the next column. Otherwise, go to line 18.	17					
18 Overpayment If line 10 is less than line 15, subtract line 10 from line 15. Then go to line 12 of the next column.	18	52,967.	74,119.	110,272.		

Complete Part III on page 2 to figure the penalty. If there are no entries on line 17, no penalty is owed.

Part III Figuring the Penalty

	(a)	(b)	(c)	(d)
19 Enter the date of payment or the 15th day of the 3rd month after the close of the tax year, whichever is earlier (see instructions) (Form 990-PF and Form 990-T filers Use 5th month instead of 3rd month)				
20 Number of days from due date of installment on line 9 to the date shown on line 19				
21 Number of days on line 20 after 4/15/2002 and before 1/1/2003				
22 Underpayment on line 17 x $\frac{\text{Number of days on line 21} \times 6\%}{365}$	\$	\$	\$	\$
23 Number of days on line 20 after 12/31/2002 and before 4/1/2003				
24 Underpayment on line 17 x $\frac{\text{Number of days on line 23} \times 5\%}{365}$	\$	\$	\$	\$
25 Number of days on line 20 after 3/31/2003 and before 7/1/2003				
26 Underpayment on line 17 x $\frac{\text{Number of days on line 25} \times 4\%}{365}$	\$	\$	\$	\$
27 Number of days on line 20 after 6/30/2003 and before 10/1/2003				
28 Underpayment on line 17 x $\frac{\text{Number of days on line 27} \times 4\%}{365}$	\$	\$	\$	\$
29 Number of days on line 20 after 9/30/2003 and before 1/1/2004				
30 Underpayment on line 17 x $\frac{\text{Number of days on line 29} \times 4\%}{365}$	\$	\$	\$	\$
31 Number of days on line 20 after 12/31/2003 and before 2/16/2004				
32 Underpayment on line 17 x $\frac{\text{Number of days on line 31} \times 4\%}{366}$	\$	\$	\$	\$
33 Add lines 22, 24, 26, 28, 30, and 32	\$	\$	\$	\$
34 Penalty Add columns (a) through (d) of line 33. Enter the total here and on Form 1120 line 33, Form 1120-A line 29, or the comparable line for other income tax returns			34	\$ 0.

* For underpayments paid after March 31, 2003. For lines 26, 28, 30 and 32, use the penalty interest rate for each calendar quarter which the IRS will determine during the first month in the preceding quarter. These rates are published quarterly in an IRS News Release and in a revenue ruling in the Internal Revenue Bulletin. To obtain this information on the Internet, access the IRS Web Site at www.irs.gov. You can also call 1-800-829-1040 to get interest rate information.

4562

Form Department of the Treasury Internal Revenue Service

Depreciation and Amortization RENT (Including Information on Listed Property)

1

OMB No 1545-0172

2002

Attachment Sequence No 67

See separate instructions Attach to your tax return

Name(s) shown on return: THE HIGHLAND STREET CONNECTION C/O HERITAGE GROUP, LLC
Business or activity to which this form relates: REAL ESTATE
Identifying number: 04-3048298

Part I Election To Expense Certain Tangible Property Under Section 179 Note If you have any listed property complete Part V before you complete Part I

1 Maximum amount See instructions for a higher limit for certain businesses 24,000.
2 Total cost of section 179 property placed in service (see instructions)
3 Threshold cost of section 179 property before reduction in limitation \$200,000
4 Reduction in limitation Subtract line 3 from line 2 If zero or less, enter -0
5 Dollar limitation for tax year Subtract line 4 from line 1 If zero or less, enter 0- If married filing separately, see instructions
6 (a) Description of property (b) Cost (business use only) (c) Elected cost
7 Listed property Enter amount from line 29
8 Total elected cost of section 179 property Add amounts in column (c), lines 6 and 7
9 Tentative deduction Enter the smaller of line 5 or line 8
10 Carryover of disallowed deduction from line 13 of your 2001 Form 4562
11 Business income limitation Enter the smaller of business income (not less than zero) or line 5
12 Section 179 expense deduction Add lines 9 and 10, but do not enter more than line 11
13 Carryover of disallowed deduction to 2003 Add lines 9 and 10, less line 12

Note Do not use Part II or Part III below for listed property Instead, use Part V

Part II Special Depreciation Allowance and Other Depreciation (Do not include listed property)

14 Special depreciation allowance for qualified property (other than listed property) placed in service during the tax year (see instructions)
15 Property subject to section 168(f)(1) election (see instructions)
16 Other depreciation (including ACRS) (see instructions)

Part III MACRS Depreciation (Do not include listed property) (See instructions)

Section A

17 MACRS deductions for assets placed in service in tax years beginning before 2002 14,037.
18 If you are electing under section 168(f)(4) to group any assets placed in service during the tax year into one or more general asset accounts, check here

Section B - Assets Placed in Service During 2002 Tax Year Using the General Depreciation System

Table with 7 columns: (a) Classification of property, (b) Month and year placed in service, (c) Basis for depreciation, (d) Recovery period, (e) Convention, (f) Method, (g) Depreciation deduction. Includes rows for 3, 5, 7, 10, 15, 20, 25-year property, Residential rental property, and Nonresidential real property.

Section C - Assets Placed in Service During 2002 Tax Year Using the Alternative Depreciation System

Table with 7 columns: (a) Class life, (b) Month and year placed in service, (c) Basis for depreciation, (d) Recovery period, (e) Convention, (f) Method, (g) Depreciation deduction. Includes rows for 12 year and 40 year class life.

Part IV Summary (See instructions)

21 Listed property Enter amount from line 28
22 Total Add amounts from line 12, lines 14 through 17, lines 19 and 20 in column (g), and line 21 Enter here and on the appropriate lines of your return Partnerships and S corporations see instr 14,975.
23 For assets shown above and placed in service during the current year, enter the portion of the basis attributable to section 263A costs

Part V Listed Property (include automobiles, certain other vehicles, cellular telephones, certain computers, and property used for entertainment, recreation, or amusement)
Note For any vehicle for which you are using the standard mileage rate or deducting lease expense, complete only 24a, 24b, columns (a) through (c) of Section A, all of Section B, and Section C if applicable

Section A - Depreciation and Other Information (Caution See instructions for limits for passenger automobiles)

24a Do you have evidence to support the business/investment use claimed? Yes No 24b If "Yes," is the evidence written? Yes No

(a) Type of property (list vehicles first)	(b) Date placed in service	(c) Business/ investment use percentage	(d) Cost or other basis	(e) Basis for depreciation (business/investment use only)	(f) Recovery period	(g) Method/ Convention	(h) Depreciation deduction	(i) Elected section 179 cost
25 Special depreciation allowance for qualified listed property placed in service during the tax year and used more than 50% in a qualified business use							25	
26 Property used more than 50% in a qualified business use								
		%						
		%						
		%						
27 Property used 50% or less in a qualified business use								
		%				S/L -		
		%				S/L -		
		%				S/L		
28 Add amounts in column (h), lines 25 through 27 Enter here and on line 21, page 1							28	
29 Add amounts in column (i), line 26 Enter here and on line 7, page 1								29

Section B - Information on Use of Vehicles

Complete this section for vehicles used by a sole proprietor, partner, or other "more than 5% owner," or related person
 If you provided vehicles to your employees, first answer the questions in Section C to see if you meet an exception to completing this section for those vehicles

	(a) Vehicle		(b) Vehicle		(c) Vehicle		(d) Vehicle		(e) Vehicle		(f) Vehicle	
	Yes	No	Yes	No	Yes	No	Yes	No	Yes	No	Yes	No
30 Total business/investment miles driven during the year (do not include commuting miles)												
31 Total commuting miles driven during the year												
32 Total other personal (noncommuting) miles driven												
33 Total miles driven during the year Add lines 30 through 32												
34 Was the vehicle available for personal use during off duty hours?												
35 Was the vehicle used primarily by a more than 5% owner or related person?												
36 Is another vehicle available for personal use?												

Section C - Questions for Employers Who Provide Vehicles for Use by Their Employees

Answer these questions to determine if you meet an exception to completing Section B for vehicles used by employees who are not more than 5% owners or related persons

	Yes	No
37 Do you maintain a written policy statement that prohibits all personal use of vehicles, including commuting, by your employees?		
38 Do you maintain a written policy statement that prohibits personal use of vehicles, except commuting, by your employees? See instructions for vehicles used by corporate officers, directors, or 1% or more owners		
39 Do you treat all use of vehicles by employees as personal use?		
40 Do you provide more than five vehicles to your employees, obtain information from your employees about the use of the vehicles, and retain the information received?		
41 Do you meet the requirements concerning qualified automobile demonstration use? Note If your answer to 37, 38, 39, 40, or 41 is "Yes," do not complete Section B for the covered vehicles		

Part VI Amortization

(e) Description of costs	(b) Date amortization begins	(c) Amortizable amount	(d) Code section	(e) Amortization period or percentage	(f) Amortization for this year
42 Amortization of costs that begins during your 2002 tax year					
43 Amortization of costs that began before your 2002 tax year					43
44 Total Add amounts in column (f) See instructions for where to report					44

The Highland Street Connection
 Form 990-PF
 EIN 04 3048298
 December 31 2002

Part II Balance Sheet
 Line 11 Investments Real estate

Real estate received from estate	land	Building and Improvements	Accum Dep	market value
59 65 Linden St New Bedford MA	8 320	196,697	17 358	225 000 appraisal
11950 S Aviation Blvd Inglewood CA	217 138	287 862	55 358	760 000 appraisal
201 Mill St Santa Maria CA	23,834	71 503	13 750	85,000 appraisal
219 Main St Northborough		28 000	5 385	32,000 appraisal
	<u>249 292</u>	<u>584,062</u>	<u>91 851</u>	<u>1,102 000</u>
		<u>249,292</u>		
		<u>833 354</u>		

line 15 other assets	Cost		market value
Investment in partnerships	72,942,788	capital account balance	72,593 819
Grant-right of return	<u>1,009,161</u>	cash outlay	<u>1,009,161</u>
	<u>73 951,949</u>		<u>73,602,980</u>

The Highland Street Connection

Form 990 P/F

Part VII-B

12/31/2002

1a(3) The Highland Street Connection receives office space rent free from a disqualified entity to use for its exempt purpose. This entity also provides professional and managerial services to Highland Street.

The Highland Street Connection
 Form 990 P/F 04-3048298
 Part X Line 1C Fair market value of all other assets

	market value	method of valuation
59-65 Linden St New Bedford, MA	225,000	per appraisal
11950 S Aviation Blvd Inglewood, CA	760,000	per appraisal
201 Mill St Santa Maria, CA	85,000	per appraisal
219 Main St Northborough	<u>32,000</u>	per appraisal
real estate	1,102,000	
investment in partnerships	72,593,819	capital account balances
real estate	1,149,623	cash outlay
notes receivable	994,255	cash outlay
collectibles	6,150	cash outlay
Tiff Absolute Return Pool	8,717,945	account value @ 12/31/02
Other receivables	334,313	balance at 12/31/02
Grant-right of return	1,009,161	cash outlay
Mortgage receivable	3,356,894	balance at 12/31/02
Real estate	663,037	cash outlay
Deposit on real estate	<u>28,378</u>	cash outlay
	89,955,575	
less		
grant with right of return- check given to charitable organization in 1998	(1,009,161)	
real estate used by charitable organization	(1,149,623)	
notes receivable from charitable organizations	(994,255)	
real estate used by charitable organization	(663,037)	
deposit on real estate to be used by charitable organization	<u>(28,378)</u>	
	86,111,121	

The Highland Street Connection

2002 Grantees/Donees

(04-3048298)

Form 990PF

Part XLV

Recipient Name	Relationship to Individual	Foundation status of recipient	Purpose of grant or contribution	Amount
ABC Recovery Center 44-374 Palm Street Indio, CA 92201	none	Public	General Operating Support	\$1,000
ACT for Multiple Sclerosis 13 Camisa Ln Palm Desert, CA 92260	none	Public	General Operating Support	\$14,625
Alverno College 3401 South 39th Street P O Box 343922 Milwaukee, WI 53234-3922	none	Public	General Operating Support	\$6,000
Alzheimer's Association 73-710 Fred Waring Drive #208 Palm Desert, CA 92260	none	Public	Support for Dinner Dance Gala Event on 11/15/02	\$18,327
American Heart Association 20 Speen Street Framingham, MA 01701-4688	none	Public	General Operating Support	\$4,500
American Heart Association 20 Speen Street Framingham, MA 01701-4688	none	Public	Support for Summer Camp for Heart Patients	\$4,800
American Ireland Fund 211 Congress Street Boston, MA 02110	none	Public	General Operating Support	\$18,500
American Red Cross 61 Harvard Street Worcester, MA 01609	none	Public	Capital Support for construction for new facility	\$5,000
Anti-Defamation League 126 High Street Boston, MA 02110	none	Public	General Operating Support	\$4,250
Appalachian Mountain Club 5 Joy Street Boston, MA 02108	none	Public	General Operating Support	\$510,000
Avon Products Foundation, Inc 1345 Avenue of the Americas New York, NY 10105	none	Public	Support for the Avon Breast Cancer 3 Day Walk	\$2,000
Babson College Alumni Hall Babson Park, MA 02457	none	Public	Support for the Presidential Scholarship and Honors Program	\$5,000
Barbara Sinatra Children's Center 39000 Bob Hope Drive Rancho Mirage, CA 92270	none	Public	Support for the Eisenhower Medical Center	\$26,000

**The Highland Street Connection
2002 Grantees/Donees
(04-3048298)
Form 990PF**

Recipient Name	Relationship to individual	Foundation status of recipient	Purpose of grant or contribution	Amount
Bay Cove Health Services, Inc 66 Canal Street Boston, MA 02114	none	Public	General Operating Support	\$2,000
Becker College 61 Sever St Worcester, MA 01609-2195	none	Public	Support of Lecture Series	\$2,000
BELL Foundation 60 Clayton Street Dorchester, MA 02122	none	Public	Support of the BASICS Program	\$100,000
Bellesini Academy 94 Bradford Street Lawrence, MA 01840	none	Public	General Operating Support	\$160,000
Belmont Hill School 350 Prospect Street Belmont, MA 02478	none	Public	General Operating Support	\$21,000
Betty Ford Center Foundation, Inc 74 Country Club Drive Suite H-1 Palm Desert, CA 92260	none	Public	General Operating Support	\$25,000
Big Apple Circus, Ltd 505 Eighth Avenue 19th Floor New York, NY 10018 6505	none	Public	Support Clown Care Unit at Children's Hospital	\$50,000
Big Brother/Big Sister of South Middlesex 276 Union Avenue Framingham, MA 01701	none	Public	Support for the Mentoring Program	\$20,000
Bill Stewart Foundation 66 Charles Street, Suite 437 Boston, MA 02144	none	Public	General Operating Support	\$2,000
Blessed John XXIII National Seminary 558 South Avenue Weston, MA 02493	none	Public	General Operating Support	\$750
Boston Adult Literacy Fund f/b/o English for New Bostonians 3 School Street Boston, MA 02103	none	Public	Support for the English for New Bostonians Program	\$25,000
Boston Center for Adult Education 5 Commonwealth Ave Boston, MA 02116	none	Public	General Operating Support	\$5,000
Boston Center for the Arts 539 Tremont Street Boston, MA 02116	none	Public	General Operating Support	\$20,000

**The Highland Street Connection
2002 Grantees/Donees
(04-3048298)
Form 990PF**

Recipient Name	Relationship to Individual	Foundation status of recipient	Purpose of grant or contribution	Amount
Boston College 220 More Hall 140 Commonwealth Ave Chestnut Hill, MA 02467	none	Public	Support of Men's Golf Program	\$5,000
Boston College Urban Catholic Teachers Corps 140 Commonwealth Ave Chestnut Hill, MA 02467	none	Public	Support for the Housing Program	\$50,000
Boston Medical Center 1 Boston Medical Center Place Boston, MA 02118	none	Public	Support for the Preventative Food Pantry and Demonstration Kitchen	\$25,000
Boston Public Library Foundation 376 Boylston Street, Suite 503 Boston, MA 02116	none	Public	General Operating Support	\$13,300
Boston Symphony Orchestra 301 Massachusetts Avenue Boston, MA 02115	none	Public	General Operating Support	\$20,300
Boston University School of Management 595 Commonwealth Avenue Boston, MA 02215	none	Public	Support for Scholarship Fund	\$25,000
Boys & Girls Club of Coachella Valley 42-600 Cook Street #120 Palm Desert, CA 92211	none	Public	General Operating Support	\$15,000
Boys & Girls Club of Coachella Valley 42 600 Cook Street #120 Palm Desert, CA 92211	none	Public	Support for Summer Golf Instructor	\$30,000
Boys & Girls Club of Lawrence 136 Water Street Lawrence, MA 01841	none	Public	Support Youth Development Program	\$2,000
Boys & Girls Club of Lawrence 136 Water Street Lawrence, MA 01841	none	Public	Support the Positive Place for Kids Program	\$2,500
Brandels University P O Box 549110 Waltham, MA 02454	none	Public	Support for the TYP/Posse Program	\$5,000
Cambridge Family & Children's Services 929 Massachusetts Avenue Cambridge, MA 02139	none	Public	Support for Holiday Gifts for Children of CFCS	\$1,000
Cameron Neely Foundation 30 Winter Street Boston, MA 02108	none	Public	General Operating Support	\$20,000

**The Highland Street Connection
2002 Grantees/Donees
(04-3048298)
Form 990PF**

Recipient Name	Relationship to individual	Foundation status of recipient	Purpose of grant or contribution	Amount
Caritas Good Samaritan Hospice 310 Allston St Brighton, MA 02135	none	Public	Support of Program Book for Gala 5/3/02	\$20,000
Carroll Center for the Blind 770 Center Street Newton, MA 02158	none	Public	General Operating Support	\$5,500
Catherdral Church of St. Paul 38 High Street Worcester MA 01609	none	Public	General Operating Support	\$2,500
Catholic Charities 75 Kneeland Street, 8th Floor Boston, MA 02111	none	Public	General Operating Support	\$100,000
Catholic Schools Foundation, Inc 2121 Commonwealth Avenue Brighton, MA 02135-3193	none	Public	200K-Scholarship, 350K- Guidance Counselor Program, 400K-General Operating	\$950,000
Catholic Schools Foundation, Inc 2121 Commonwealth Avenue Brighton, MA 02135 3193	none	Public	General Operating Support	\$16,160
Children's Hospital Trust 300 Longwood Avenue Boston, MA 02115	none	Public	Support for Kids Van Initiative	\$144,905
Children's Hospital Trust 300 Longwood Avenue Boston, MA 02115	none	Public	General Operating Support	\$10,000
Children's Museum 300 Congress Street Boston, MA 02110	none	Public	General Operating Support	\$1,000
Circus Smirkus 1 Circus Road Greensboro, VT 05841	none	Public	Scholarship Fund	\$5,000
Citizen Schools, Inc 308 Congress Street Museum Wharf Boston, MA 02110	none	Public	General Operating Support	\$300,500
College of the Desert Foundation 43-500 Monterey Avenue Palm Desert, CA 92260	none	Public	Support for the S A T Pursuit 2000 Campaign	\$200,000
College of the Holy Cross 1 College Street Worcester, MA 01609	none	Public	Support Start-up of Nativity School of Worcester	\$25,000

**The Highland Street Connection
2002 Grantees/Donees
(04-3048298)
Form 990PF**

Recipient Name	Relationship to individual	Foundation status of recipient	Purpose of grant or contribution	Amount
Concert Productions, Inc I/b/o From the Top 295 Huntington Ave , Suite 205 Boston, MA 02115	none	Public	Support From The Top Program	\$10,000
Cystic Fibrosis Foundation 220 N Main Street Suite 104 Natick, MA 01760	none	Public	General Operating Support	\$5,000
Dana Farber Cancer Institute 44 Binney Street Boston, MA 02115	none	Public	General Operating Support	\$1,000
Denmark Charitable Foundation, Inc Municipal Building P O Box 109 Denmark, ME 04022	none	Public	Support Denmark Firehouse Project	\$5,000
Desert Hot Springs Police Activities League 71-975 Dillon Rd Desert Hot Springs, CA 92241	none	Public	Support for Dance Floor	\$4,000
Diocese of San Bernardino 1201 E Highland Avenue San Bernardino, CA 92404	none	Public	General Operating Support	\$2,500
Eisenhower Medical Center Foundation 39000 Bob Hope Drive Rancho Mirage CA 92270	none	Public	General Operating Support	\$98,750
Eisenhower Medical Center Foundation 39000 Bob Hope Drive Rancho Mirage CA 92270	none	Public	Capital Support for Emergency Department	\$500,000
Ellis Memorial & Eldredge House P O Box 352 Boston, MA 02117	none	Public	Support Volunteer Program/Georgetown Fellow Intern	\$15,000
Equestrian Order of the Holy Sepulchre 86 Winding River Fld Needham, MA 02494	none	Public	General Operating Support	\$500
Essex Art Center 56 Island St Lawrence, MA 01840	none	Public	General Operating Support	\$1,000
Essex County Community Foundation, Inc I/b/o summer in Greater Lawrence 49 Salem Road Topsfield, MA 01983	none	Public	Support for the Summer in Greater Lawrence Program	\$18,000

**The Highland Street Connection
2002 Grantees/Donees
(04-3048298)
Form 990PF**

Recipient Name	Relationship to individual	Foundation status of recipient	Purpose of grant or contribution	Amount
Family Service of Greater Boston 31 Heath Street Jamaica Plain, MA 02130	none	Public	General Operating Support	\$5,000
Family Services, Inc. 430 North Canal Street Lawrence, MA 01840	none	Public	Support of Careers Youth Mentoring Program	\$5,000
Fellowship of Christian Athletes P O Box 2196 Vista, CA 92085-2196	none	Public	Support for Training for Students and Coaches	\$25,000
Fidelco Guide Dog Foundation P O Box 142 Bloomfield, CT 06002	none	Public	General Operating Support	\$2,500
Framingham Education Foundation Inc P O Box 3287 Framingham, MA 01701	none	Public	Support of MetroWest Adult ESL Program	\$8,500
Framingham Historical Society 16 Vernon Street Framingham, MA 01701	none	Public	General Operating Support	\$3,500
Friends of the MGH Cancer Center 55 Fruit Street Boston, MA 02114	none	Public	General Operating Support	\$900
Friends of the Public Garden & Common, Inc P O Box 4822 Boston, MA 02212-4822	none	Public	General Operating Support	\$1,000
Fund for Parks & Recreation in Boston 1010 Massachusetts Ave Boston, MA 02118	none	Public	General Operating Support	\$200
Fund for Parks & Recreation in Boston 1010 Massachusetts Ave Boston, MA 02118	none	Public	Support the Emerald Necklace Fund in Memory of Justine Liff	\$2,500
Global Citizens Circle 230 Commercial Way Suite 300 Portsmouth, NH 03801	none	Public	General Operating Support	\$10,000
Historic Neighborhoods Foundation, Inc 99 Bradford Street Boston, MA 02111	none	Public	Support Just Around the Corner Program	\$7,000
Inner-City Scholarship Fund 2121 Commonwealth Avenue Brighton, MA 02135	none	Public	General Operating Support	\$5,750

**The Highland Street Connection
2002 Grantees/Donees
(04-3048298)
Form 990PF**

Recipient Name	Relationship to individual	Foundation status of recipient	Purpose of grant or contribution	Amount
Irish Immigration Center 59 Temple Place, Rm 512 Boston, MA 02111	none	Public	General Operating Support	\$10,000
Italian Home for Children, Inc 1125 Centre Street Jamaica Plain, MA 02130-3495	none	Public	Support for the Teacher Recruitment/Retention Program	\$50,000
Jeremiah's Hospice, Inc 1059 Main St P O Box 30035 Worcester, MA 01603	none	Public	Support for Food Pantry	\$1,000
Jesuit Urban Center Boston 775 Harrison Avenue Boston, MA 02118-2311	none	Public	General Operating Support	\$2,500
Jewish Big Brother Big Sister Association of Boston 333 Nahanton Street Newton, MA 02459	none	Public	General Operating Support	\$250
JFK Memorial Foundation 47111 Monroe St Indio CA 92201-9909	none	Public	Support Well Care Clinic	\$20,000
JFK Memorial Foundation 47111 Monroe St Indio, CA 92201-9909	none	Public	General Operating Support	\$10,000
Jimmy Fund 17 Brden St Worcester, MA 01605	none	Public	General Operating Support	\$2,000
John F Kennedy Center for Performing Arts 2700 F Street, N W Washington, D C 20566	none	Public	General Operating Support	\$50,000
Laboure College 2120 Dorchester Avenue Boston, MA 02124	none	Public	Support the Health Career Opportunity Program	\$50,000
LaQuinta Arts Foundation P O Box 777 La Quinta, CA 92253	none	Public	Membership Donation	\$2,323
Lazarus House Ministries 48 Holly St P O Box 408 Lawrence, MA 01842	none	Public	General Operating Support	\$9,000
Leary Firefighters Foundation 1697 Broadway, Suite 906 New York, NY 10019	none	Public	General Operating Support	\$10,000

**The Highland Street Connection
2002 Grantees/Donees
(04-3048298)
Form 990PF**

Recipient Name	Relationship to individual	Foundation status of recipient	Purpose of grant or contribution	Amount
Legatus 24 Frank Lloyd Wright Dr P O Box 511 Ann Arbor, MI 48106	none	Public	General Operating Support	\$2,200
Legatus 24 Frank Lloyd Wright Dr P O Box 511 Ann Arbor, MI 48106	none	Public	Endowment Fund	\$500
Mass Association for the Blind 200 Ivy Street Brookline, MA 02146	none	Public	General Operating Support	\$13,000
Massachusetts General Hospital 100 Charles River Plaza Boston, MA 02114-2792	none	Public	General Operating Support	\$21,100
Massachusetts General Hospital 100 Charles River Plaza Boston, MA 02114 2792	none	Public	Support for Pediatric Care Unit	\$5,000
Massachusetts Institute of Technology 77 Massachusetts Avenue Cambridge, MA 02139-9988	none	Public	Support for the David J McGrath, Jr Professorship at Sloan School of Management	\$500,000
McCallum Theatre 73-000 Fred Waring Drive Palm Desert, CA 92260	none	Public	General Operating Support	\$204,650
Meadowbrook School 10 Farm Road Weston, MA 02193	none	Public	General Operating Support	\$5,000
Meadowbrook School 10 Farm Road Weston, MA 02193	none	Public	Support for Capital Campaign	\$50,000
Memory Ride, Inc P O Box 412 Cataumet, MA 02534	none	Public	General Operating Support	\$2,500
Merrimack Valley YMCA 7 Ballard Way Lawrence, MA 01843	none	Public	General Operating Support	\$5,000
Morse Institute Library 14 East Central Street Natick, MA 01760	none	Public	General Operating Support	\$10,000
Mother Caroline Academy 515 Blue Hill Ave Dorchester, MA 02121	none	Public	General Operating Support	\$22,300

**The Highland Street Connection
2002 Grantees/Donees
(04-3048298)
Form 990PF**

Recipient Name	Relationship to individual	Foundation status of recipient	Purpose of grant or contribution	Amount
Mothers Against Drunk Driving 100 Concord St , Suite 300 Framingham, MA 01702	none	Public	Support MADD Youth Programs	\$50,000
Muscular Dystrophy Association 31 Milk St Suite #920 Boston, MA 02109	none	Public	General Operating Support	\$5,000
Museum of Fine Arts 465 Huntington Avenue Boston, MA 02115	none	Public	General Operating Support	\$25,004
Museum of Glass 1801 E Dock Street Tacoma, WA 98402	none	Public	General Operating Support	\$10,000
Museum of Science Science Park Boston, MA 02114 1099	none	Public	General Operating Support	\$6,000
National Braille Press 88 St Stephen Street Boston, MA 02115	none	Public	Sponsorship for Braille Book	\$10,000
National Multiple Sclerosis Society Central NE Chapter 101 First Avenue, Suite 6 Waltham, MA 02451	none	Public	General Operating Support	\$1,000
National Scoliosis Foundation, Inc 5 Cabot Place Stoughton, MA 01702	none	Public	General Operating Support	\$10,000
Nativity Educational Centers Network, Inc 740 North Calvert Street Baltimore, MD 21202	none	Public	General Operating Support	\$100,000
Nativity Preparatory School of New Bedford 66 Spring Street New Bedford, MA 02742	none	Public	General Operating Support	\$302,500
Nativity Preparatory School 30 Raynor Circle Roxbury, MA 02120-2437	none	Public	Support Nativity Summer Camp	\$10,000
Nativity Preparatory School 30 Raynor Circle Roxbury, MA 02120-2437	none	Public	General Operating Support	\$1,000
New England Aquarium Central Wharf Boston, MA 02110	none	Public	General Operating Support	\$1,500

**The Highland Street Connection
2002 Grantees/Donees
(04-3048298)
Form 990PF**

Recipient Name	Relationship to individual	Foundation status of recipient	Purpose of grant or contribution	Amount
New England Aquarium Central Wharf Boston, MA 02110	none	Public	Support Outreach for Community Program	\$25,000
New England Home for Little Wanderers 271 Huntington Avenue Boston, MA 02115	none	Public	General Operating Support	\$5,000
New England Medical Center 750 Washington Street NEMC #286 Boston, MA 02111	none	Public	Support the A Bailey Children's Fund	\$400
Newton Country Day School 785 Centre Street Newton, MA 02158	none	Public	Support Capital Campaign for North Wing	\$20,000
Newton Wellesley Hospital Charitable Foundation 2014 Washington Street Newton, MA 02162	none	Public	General Operating Support	\$20,000
Newton Wellesley Hospital Charitable Foundation 2014 Washington Street Newton, MA 02162	none	Public	Support for the Pediatric Center	\$500,000
Nichols College P O Box 5000 Dudley, MA 01571	none	Public	General Operating Support	\$5,000
Northeastern University 349 Richards Hall Boston, MA 02115	none	Public	Support the Center for Technology Management and Entrepreneurship	\$50,000
Palm Springs Air Museum 745 N Gene Autry Trail Palm Springs, CA 92260	none	Public	General Operating Support	\$4,500
Palm Springs Charities, Inc 69-730 Highway 111 Suite #215 Rancho Mirage, CA 92270	none	Public	General Operating Support	\$3,750
Palm Springs Desert Museum 101 Museum Drive P O Box 2310 Palm Springs, CA 92263-2310	none	Public	General Operating Support	\$48,650
Palm Springs Desert Museum 101 Museum Drive P O Box 2310 Palm Springs, CA 92263-2310	none	Public	Capital support for the Imagine the Possibilities Campaign	\$250,000
Palm Springs Desert Museum 101 Museum Drive P O Box 2310 Palm Springs CA 92263-2310	none	Public	Support Harvard Club Dinner on 10/16/02	\$2,852

**The Highland Street Connection
2002 Grantees/Donees
(04-3048298)
Form 990PF**

Recipient Name	Relationship to individual	Foundation status of recipient	Purpose of grant or contribution	Amount
Palm Springs Public Arts Commission P O Box 2743 Palm Springs, CA 92263	none	Public	Support for the Chihuly Airport Project	\$50,000
Paraclete Center 207 E Street South Boston, MA 02127	none	Public	General Operating Support	\$50,000
Pike School Sunset Rock Road Andover, MA 01810	none	Public	Endowment Fund	\$80,000
Pike School Sunset Rock Road Andover, MA 01810	none	Public	General Operating Support	\$42,500
Pilchuck Glass School 1201 316th St N W Stanwood, WA 98292-9600	none	Public	General Operating Support	\$27,000
POP Warner Little Scholars, Inc. F/b/o Yarmouth Dennis Youth Football P O Box 787 West Dennis, MA 02670	none	Public	General Operating Support	\$2,500
President's Committee for the Arts & Humanities 1100 Pennsylvania Ave NW Suite 526 Washington DC 20506	none	Public	General Operating Support	\$5,000
Reach Out & Read 2 Charlesgate West Boston, MA 02215	none	Public	General Operating Support	\$500
Rodman Ride for Kids 10 Lincoln Road Foxboro, MA 02035	none	Public	General Operating Support	\$3,000
Sayers Christian Foundation Rt 2, Box 204 Potosi, MO 63664	none	Private Operating Foundation	General Operating Support	\$1,000
School of the Museum of Fine Arts 465 Huntington Avenue Boston, MA 02115	none	Public	General Operating Support	\$500
School of the Museum of Fine Arts 465 Huntington Avenue Boston, MA 02115	none	Public	Support Medical Scholarship Program	\$10,000
Shelburne Farms 1611 Harbor Rd Shelburne Farms, VT 05482	none	Public	General Operating Support	\$20,000

**The Highland Street Connection
2002 Grantees/Donees
(04-3048298)
Form 990PF**

Recipient Name	Relationship to individual	Foundation status of recipient	Purpose of grant or contribution	Amount
Sisters of Mercy of the Holy Cross 501 South Center Avenue Merrill, WI 54452	none	Public	General Operating Support	\$1,000
South Africa Partners 25 Kingston Street 6th Floor Boston, MA 02111	none	Public	General Operating Support	\$2,500
St. Bridget's Church 15 Wheeler Avenue Framingham, MA 01702	none	Public	Support for New School Desks and Chairs	\$5,000
St Cecilia's Parish 30 St Cecilia St Boston, MA 02115	none	Public	General Operating Support	\$10,000
St Elizabeth's Medical Center 736 Cambridge Street Boston, MA 02135	none	Public	Capital support the Construction of new Emergency Room	\$1,400,000
St. Francis of Assisi 47-225 Washington Street La Quinta, California 92253	none	Public	General Operating Support	\$10,000
St Mary's Educational Fund The Chancery Box 2577 Fall River, MA 02722-2577	none	Public	Support for Scholarship Program	\$2,500
St. Sebastian's Country Day School 1191 Greendale Avenue Needham, MA 02192	none	Public	General Operating Support	\$51,750
Suffolk University 8 Ashburton Place Boston, MA 02108	none	Public	Support for Continuing Entrepreneurial Oversight Program	\$25,000
Ten Acre Country Day School 78 Benvenue St Wellesley, MA 02482	none	Public	General Operating Support	\$8,500
Tools for Tomorrow 370 Cypress Point Drive Palm Desert, CA 92211	none	Public	Support for New Development of Curriculum	\$10,000
Trustees of Phillips Academy 180 Main Street Andover, MA 01310	none	Public	Support the MS Program	\$10,000
Tufts University School of Veterinary Medicine, Development Office Packard Hall Medford, MA 02155	none	Public	Endowment Fund	\$20,000

**The Highland Street Connection
2002 Grantees/Donees
(04-3048298)
Form 990PF**

Recipient Name	Relationship to individual	Foundation status of recipient	Purpose of grant or contribution	Amount
Tufts University School of Veterinary Medicine, Development Office Packard Hall Medford, MA 02155	none	Public	General Operating Support	\$10,000
United South End Artists, Inc P O Box 181114 Boston, MA 02118	none	Public	Support for the Annual South End Open Studios	\$2,500
University of Miami P O Box 025388 Coral Gables, FL 33124	none	Public	General Operating Support for School of Education	\$2,500
Urban Culinary Foundation, Inc 100 Magazine Street Boston MA 02119	none	Public	Support Kids can Cook Program at North Carolina Academy	\$5,000
Virginia Waring International Piano Competition 43-500 Monterey Ave Palm Desert, CA 92260	none	Public	General Operating Support	\$50,000
Wellness Community - West LA 2716 Ocean Park Eiv Suite 1040 Santa Monica, CA 90405	none	Public	General Operating Support	\$1,000
WGBH 125 Western Avenue Boston, MA 02134	none	Public	Support for Childrens Programming	\$50,000
WGBH Educational Foundation 125 Western Avenue Boston, MA 02134	none	Public	General Operating Support	\$5,000
Women's Institute for Housing & Economic Development 14 Beacon St Suite 608 Boston, MA 02108	none	Public	General Operating Support	\$5,000
Women's Lunch Place 67 Newbury Street Boston, MA 02116	none	Public	General Operating Support	\$5,000
Worcester Youth Center 27 Chandler Street Worcester, MA 01609	none	Public	General Operating Support	\$10,000
Total				<u>\$8,304,746</u>

the Highland Street Connection
 2002 Form 990 P/F 04-3048298

HSC F330000
 HIGHLAND STREET CONNECTION
 BOSTON PARTNERS SM CAP VAL II

TRANSACTION REPORT
 FOR THE PERIOD 01 JANUARY 2002 THROUGH 31 DECEMBER 2002

RUN DATE: 03-APR-02
 PAGE: 91
 M25701

TRAN CODE	EFFECTIVE/ CONTRACTUAL/ SETTLEMENT DATE	SECURITY DESCRIPTION (LOCAL CURR/SETTLE CURR)	SHARES PAR VALUE	TRADE DATE BASE AMOUNT	INVESTMENT BASE COST	REALIZED GAIN/LOSS IN BASE CURRENCY
<u>U.S. DOLLAR</u>						
S	10-APR-02 15-APR-02	EXCD 5% CONVERTIBLE PFD STK	520 000-	8,955 15	8,500 00-	355 15
EQUITY						
<u>U.S. DOLLAR</u>						
S	27-FEB-02 04-MAR-02	RENAISSANCERE HOLDINGS LTD	85 000-	9,219 11	8,034 63-	1,184.48
S	05-APR-02 10-APR-02	RENAISSANCERE HOLDINGS LTD	115 000-	12,402 67	10,070 37-	1,552 30
S	20-DEC-02 24-DEC-02	UTI WORLDWIDE INC SHS	450 000-	11,128 86	7,100 45-	4,027 61
S	23-DEC-02 27-DEC-02	UTI WORLDWIDE INC SHS	150 000-	3,857 39	2,522 25-	1,335 14
S	24-DEC-02 30-DEC-02	UTI WORLDWIDE INC SHS	520 000-	8,271 75	5,300 00-	2,870 95
S	17-MAY-02 22-MAY-02	TOMMY HILFIDER CORP COM	100 000-	1,522 30	1,362 50-	159 80
S	21-MAY-02 24-MAY-02	TOMMY HILFIDER CORP COM	100 000-	1,446 12	1,362 50-	83 62
S	06-NOV-02 12-NOV-02	TOMMY HILFIDER CORP COM	200 000-	2,811 92	3,015 00-	1,723 00-

HSC F330000
 HIGHLAND STREET CONNECTION
 BOSTON PARTNERS SM CAP VAL II

TRANSACTION REPORT
 FOR THE PERIOD 01 JANUARY 2002 THROUGH 31 DECEMBER 2002

RUN DATE: 03-APR-02
 PAGE: 9
 M25701

TRAN CODE	EFFECTIVE/ CONTRACTUAL/ SETTLEMENT DATE	SECURITY DESCRIPTION (LOCAL CURR/SETTLE CURR)	SHARES PAR VALUE	TRADE DATE BASE AMOUNT	INVESTMENT BASE COST	REALIZED GAIN/LOSS IN BASE CURRENCY
S	07-NOV-02 13-NOV-02	TOMMY HILFIDER CORP COM	840 000-	6,062 59	10,223 60-	4,161.01-
S	08-APR-02 11-APR-02	ORTHOFIX INTERNATIONAL N V	400 000-	16,498 26	13,561 00-	2,937.26
S	01-MAR-02 04-MAR-02	AGCO CORP COM	400 000-	8,766 66	6,319.00-	2,446.66
S	04-MAR-02 07-MAR-02	AGCO CORP COM	600 000-	17,272 22	12,639.60-	4,632.62
S	05-MAR-02 08-MAR-02	AGCO CORP COM	200 000-	4,200 57	8,159 90-	1,048 67
S	23-SEP-02 26-SEP-02	AGCO CORP COM	200 000-	4,230.17	3,236.06-	993 81
S	24-SEP-02 27-SEP-02	AGCO CORP COM	50 000-	1,047 69	809 22-	250.47
S	21-OCT-02 24-OCT-02	AGCO CORP COM	650 000-	16,729 06	11,690.65-	5,038.41
S	28-JUN-02 03-JUL-02	#CCCLAIM ENTMT INC PAR 00.02	2,300 000-	8,020 08	10,907 71-	2,967 63-
S	18-OCT-02 23-OCT-02	#CCCLAIM ENTMT INC PAR 00.02	4,270 000-	2,616 99	13,801.27-	10,684 20-
S	08-APR-02 11-APR-02	#CTUANT CORP CL A NEW	100 000-	4,524 86	2,907 50-	1,537.86

The Highland Street Connection
2002 form 990 P/f 04-3048298

HSC F330000
HIGHLAND STREET CONNECTION
BOSTON PARTNERS SM CAP VAL II

TRANSACTION REPORT
FOR THE PERIOD 01 JANUARY 2002 THROUGH 31 DECEMBER 2002

RUN DATE: 03-APR-03
PAGE: 93
M25701

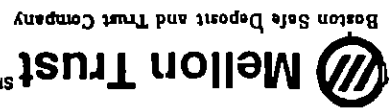
TRAN CODE	EFFECTIVE/ CONTRACTUAL/ SETTLEMENT DATE	SECURITY DESCRIPTION (LOCAL CURR/SETTLE CURR)	SHARES PAR VALUE	TRADE DATE BASE AMOUNT	INVESTMENT BASE COST	REALIZED GAIN/LOSS IN BASE CURRENCY
S	09-APR-02 12-APR-02	ACTUANT CORP CL A NEW	100 000-	4,495 64	2,907 50-	1,588 14
S	15-APR-02 18-APR-02	ACTUANT CORP CL A NEW	50 000-	2,260 80	1,493 75-	767 13
S	11-JUN-02 14-JUN-02	ACTUANT CORP CL A NEW	100 000-	4,051 80	2,907 50-	1,064 30
S	13-MAY-02 16-MAY-02	ADMINISTAFF INC COM	200 000-	3,105 10	3,150 56-	53 46-
S	14-OCT-02 17-OCT-02	ADMINISTAFF INC COM	1,070 000-	5,307 03	5,760 45-	453 42-
S	15-OCT-02 18-OCT-02	ADMINISTAFF INC COM	2,310 000-	11,607 32	10,100 69-	1,498 63
S	16-OCT-02 21-OCT-02	ADMINISTAFF INC COM	1,020 000-	5,161 35	3,096 46-	2,064 89
S	21-OCT-02 24-OCT-02	ADMINISTAFF INC COM	460 000-	2,660 55	1,302 05-	1,358 50
S	22-OCT-02 25-OCT-02	ADMINISTAFF INC COM	200 000-	1,613 03	750 46-	062.57
S	23-OCT-02 28-OCT-02	ADMINISTAFF INC COM	230 000-	1,313 26	616 45-	696.01
S	24-OCT-02 29-OCT-02	ADMINISTAFF INC COM	460 000-	2,505 17	1,232 09-	1,352 28

HSC F330000
HIGHLAND STREET CONNECTION
BOSTON PARTNERS SM CAP VAL II

TRANSACTION REPORT
FOR THE PERIOD 01 JANUARY 2002 THROUGH 31 DECEMBER 2002

RUN DATE: 03-APR-03
PAGE: 94
M25701

TRAN CODE	EFFECTIVE/ CONTRACTUAL/ SETTLEMENT DATE	SECURITY DESCRIPTION (LOCAL CURR/SETTLE CURR)	SHARES PAR VALUE	TRADE DATE BASE AMOUNT	INVESTMENT BASE COST	REALIZED GAIN/LOSS IN BASE CURRENCY
S	25-OCT-02 30-OCT-02	ADMINISTAFF INC COM	460 000-	2,542 29	1,232 09-	1,309 40
S	28-OCT-02 31-OCT-02	ADMINISTAFF INC COM	500 000-	3,275 91	1,554 52-	1,721 39
S	29-OCT-02 01-NOV-02	ADMINISTAFF INC COM	230 000-	1,260 36	616 45-	643.91
S	30-OCT-02 04-NOV-02	ADMINISTAFF INC COM	940 000-	5,252 47	2,519 39-	2,733.00
S	04-NOV-02 07-NOV-02	ADMINISTAFF INC COM	940 000-	6,193 94	2,519 38-	3,674.56
S	22-NOV-02 27-NOV-02	ADMINISTAFF INC COM	240 000-	1,430 35	643 25-	787.10
S	25-NOV-02 29-NOV-02	ADMINISTAFF INC COM	1,110 000-	6,690 65	2,975 02-	3,715.63
S	13-MAY-01 16-MAY-01	ADVANCED DIGITAL INFORMATION CORP	400 000-	2,953.43	2,990.00-	66 57-
S	16-MAY-01 21-MAY-02	ADVO INC	100 000-	4,594 06	3,970 21-	616.65
S	14-MAY-02 17-MAY-02	ALLEN TELECOM INC COM	100 000-	623 30	654.00-	30 78-
S	15-MAY-02 20-MAY-02	ALLEN TELECOM INC COM	200 000-	1,243 82	1,302 97-	59 65-



Boston Safe Deposit and Trust Company

The Highland Street Connection
 2002 form 990 P/S
 04-3048298

TRANSACTION REPORT FOR THE PERIOD 01 JANUARY 2002 THROUGH 31 DECEMBER 2002

HSC F530000
 HIGHLAND STREET CONNECTION
 BOSTON PARTNERS SM CAP VAL 11

RUN DATE: 03-APR-03
 PAGE: 95
 M25701

REALIZED GAIN/LOSS IN BASE CURRENCY	INVESTMENT BASE COST	TRADE DATE	SHARES PAR VALUE	SECURITY DESCRIPTION	CONTRACTUAL/EFFECTIVE/	TRAN SETTLEMENT	DATE	LOCAL CURR/SETTLE CURR
99.00	660.97	549.17	100.000	ALLEN TELECOM INC COM		30-NOV-02		
21.21	6,771.72	4,792.93	200.000	APRIA HEALTHCARE GROUP INC		01-AUG-02		
126.22	9,563.66	9,669.66	600.000	APRIA HEALTHCARE GROUP INC		13-AUG-02		
7,401.00	11,603.40	4,121.52	1,700.000	AQUILA INC		14-AUG-02		
2,677.61	12,146.47	9,466.86	2,070.000	AQUILA INC		10-SEP-02		
971.56	6,150.63	5,107.27	1,170.000	AQUILA INC		19-SEP-02		
64.62	1,225.25	1,160.63	290.000	AQUILA INC		24-OCT-02		
150.94	1,105.00	1,052.06	200.000	AQUILA INC		25-OCT-02		
100.03	971.75	871.72	230.000	AQUILA INC		20-OCT-02		
37.43	295.75	250.32	70.000	AQUILA INC		01-NOV-02		
104.33	760.50	656.17	100.000	AQUILA INC		30-OCT-02		

REALIZED GAIN/LOSS IN BASE CURRENCY	INVESTMENT BASE COST	TRADE DATE	SHARES PAR VALUE	SECURITY DESCRIPTION	CONTRACTUAL/EFFECTIVE/	TRAN SETTLEMENT	DATE	LOCAL CURR/SETTLE CURR
122.27	607.25	764.90	210.000	AQUILA INC		31-OCT-02		
102.06	802.75	700.69	190.000	AQUILA INC		01-NOV-02		
00.27	807.25	806.90	210.000	AQUILA INC		04-NOV-02		
120.03	1,521.00	1,400.17	550.000	AQUILA INC		05-NOV-02		
110.25	1,690.00	1,579.75	400.000	AQUILA INC		12-NOV-02		
121.77	1,852.00	1,250.23	320.000	AQUILA INC		13-NOV-02		
261.61	1,309.75	1,060.84	310.000	AQUILA INC		12-NOV-02		
510.11	704.09	267.90	100.000	ARTESYN TECHNOLOGIES INC COM		20-AUG-02		
1,050.60	1,510.10	531.50	200.000	ARTESYN TECHNOLOGIES INC COM		21-AUG-02		
531.07	704.09	253.02	100.000	ARTESYN TECHNOLOGIES INC COM		22-AUG-02		
425.65	722.50	290.05	100.000	BVA BANCO FRANCES SA SPONS		04-FEB-02		

TRANSACTION REPORT FOR THE PERIOD 01 JANUARY 2002 THROUGH 31 DECEMBER 2002

HSC F530000
 HIGHLAND STREET CONNECTION
 BOSTON PARTNERS SM CAP VAL 11

RUN DATE: 03-APR-03
 PAGE: 94
 M25701

HSC F330800
HIGHLAND STREET CONNECTION
BOSTON PARTNERS SM CAP VAL II

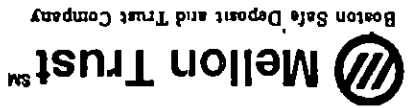
TRANSACTION REPORT
FOR THE PERIOD 01 JANUARY 2002 THROUGH 31 DECEMBER 2002

TRAN CODE	EFFECTIVE/ CONTRACTUAL/ SETTLEMENT DATE	SECURITY DESCRIPTION (LOCAL CURR/SETTLE CURR)	SHARES PAR VALUE	TRADE DATE BASE AMOUNT	INVESTMENT BASE COST	REALIZED GAIN/LOSS IN BASE CURRENCY
S	07-FEB-02 12-FEB-02	BBVA BANCO FRANCES SA SPONS ADR	200 000-	616 85	1,445 00-	820 15-
S	11-FEB-02 14-FEB-02	BBVA BANCO FRANCES SA SPONS ADR	100 000-	307 50	722 50-	415 00-
S	12-FEB-02 15-FEB-02	BBVA BANCO FRANCES SA SPONS ADR	100 000-	302 77	722 50-	419 73-
S	13-FEB-02 19-FEB-02	BBVA BANCO FRANCES SA SPONS ADR	100 000-	278 24	722 50-	444 26-
S	14-FEB-02 20-FEB-02	BBVA BANCO FRANCES SA SPONS ADR	100 000-	277 49	722 50-	445 01-
S	15-FEB-02 21-FEB-02	BBVA BANCO FRANCES SA SPONS ADR	100 000-	297 75	722 50-	424 75-
S	21-FEB-02 26-FEB-02	BBVA BANCO FRANCES SA SPONS ADR	100 000-	258 62	722 50-	483 06-
S	01-MAR-02 06-MAR-02	BBVA BANCO FRANCES SA SPONS ADR	100 000-	297 49	722 50-	425 01-
S	01-MAR-02 06-MAR-02	BBVA BANCO FRANCES SA SPONS ADR	100 000-	292 33	722 50-	430 17-
S	06-MAR-02 11-MAR-02	BBVA BANCO FRANCES SA SPONS ADR	200 000-	640 75	1,445 00-	804 25-
S	08-MAR-02 13-MAR-02	BBVA BANCO FRANCES SA SPONS ADR	100 000-	296.99	722 50-	425 51-

HSC F330800
HIGHLAND STREET CONNECTION
BOSTON PARTNERS SM CAP VAL II

TRANSACTION REPORT
FOR THE PERIOD 01 JANUARY 2002 THROUGH 31 DECEMBER 2002

TRAN CODE	EFFECTIVE/ CONTRACTUAL/ SETTLEMENT DATE	SECURITY DESCRIPTION (LOCAL CURR/SETTLE CURR)	SHARES PAR VALUE	TRADE DATE BASE AMOUNT	INVESTMENT BASE COST	REALIZED GAIN/LOSS IN BASE CURRENCY
S	03-MAY-02 08-MAY-02	BERKLEY W R CORP COM	100 000-	5,982 56	5,442 50-	540 06
S	06-MAY-02 09-MAY-02	BERKLEY W R CORP COM	375 000-	22,475 10	20,409 30-	2,065.72
S	12-JUL-02 12-JUL-02	BERKLEY W R CORP COM	500-	19 17	10.14-	1 03
S	12-NOV-02 15-NOV-02	BERKLEY W R CORP COM	330 000-	12,054.66	11,513.50-	541.16
S	13-NOV-02 18-NOV-02	BERKLEY W R CORP COM	87 000-	3,173 71	3,030 40-	133.23
S	23-JUL-02 23-JUL-02	BROOKLINE BANCORP INC DEL COM	.462-	4.82	3 44-	1.38
S	06-AUG-02 09-AUG-02	BUTLER MFG CO DEL	225 000-	5,471.83	6,080 63-	608 80-
S	03-MAY-02 08-MAY-02	CDI CORP COM	400 000-	11,079 64	8,205 16-	3,674 48
S	18-JUL-02 23-JUL-02	CDI CORP COM	100 000-	2,639 57	2,051.29-	508.28
S	19-JUL-02 24-JUL-02	CDI CORP COM	100 000-	2,641 00	2,051.29-	509 79
S	29-JUL-02 01-AUG-02	CDI CORP COM	100 000-	2,784 91	2,051 29-	733.62



Boston Safe Deposit and Trust Company

The Highland Street Connection
 2002 form 990 P/f 04-3048298

HSC F530000
 HIGHLAND STREET CONNECTION
 BOSTON PARTNERS SM CAP VAL II

TRANSACTION REPORT FOR THE PERIOD 01 JANUARY 2002 THROUGH 31 DECEMBER 2002

RUN DATE: 03-APR-0
 PAGE: 9
 M25701

TRAN CODE	SETTLEMENT DATE	SECURITY DESCRIPTION	SHARES	PAR VALUE	TRADE DATE	INVESTMENT BASE COST	REALIZED GAIN/LOSS IN BASE CURRENCY
3	30-JUL-02	CDI CORP COM	100 000-	2,049.59	2,051.29-	790.10	
3	05-NOV-02	CHA SURETY CORP COM	100 000-	1,532.95	2,003.90-	550.95-	
3	22-NOV-02	CHA SURETY CORP COM	500 000-	4,733.95	7,379.70-	2,645.75-	
3	25-NOV-02	CHA SURETY CORP COM	200 000-	1,779.74	2,663.00-	883.26-	
3	29-NOV-02	CHA SURETY CORP COM	510 000-	4,133.60	6,790.65-	2,656.97-	
3	01-AUG-02	CSI SVS INTL INC	500 000-	3,201.56	7,630.59-	4,229.03-	
3	10-NOV-02	CTS CORP	100 000-	1,594.20	1,645.33-	51.05-	
3	14-NOV-02	CTS CORP	75 000-	1,235.64	1,234.00-	1.64	
3	23-APR-02	CAL DIVE INTL INC COM	100 000-	2,636.26	2,345.33-	290.93	
3	24-APR-02	CAL DIVE INTL INC COM	100 000-	2,646.92	2,345.33-	299.59	
3	30-APR-02	CAL DIVE INTL INC COM	100 000-	2,645.10	2,345.33-	299.77	

TRAN CODE	SETTLEMENT DATE	SECURITY DESCRIPTION	SHARES	PAR VALUE	TRADE DATE	INVESTMENT BASE COST	REALIZED GAIN/LOSS IN BASE CURRENCY
3	01-NOV-02	CAL DIVE INTL INC COM	100 000-	2,635.92	2,645.33-	290.59	
3	03-NOV-02	CAL DIVE INTL INC COM	100 000-	2,762.69	2,345.33-	417.36	
3	03-NOV-02	CAL DIVE INTL INC COM	150 000-	3,966.76	3,510.00-	446.76	
3	22-OCT-02	CAL DIVE INTL INC COM	310 000-	6,920.29	7,270.52-	342.23-	
3	23-OCT-02	CAL DIVE INTL INC COM	330 000-	7,361.50	7,713.19-	351.61-	
3	24-OCT-02	CAL DIVE INTL INC COM	310 000-	6,966.01	-7,266.50-	279.77-	
3	26-OCT-02	CAL DIVE INTL INC COM	220 000-	4,062.99	5,010.91-	185.92-	
3	30-OCT-02	CAL DIVE INTL INC COM	220 000-	4,023.31	3,634.60-	1,100.63	
3	04-NOV-02	CAL DIVE INTL INC COM	440 000-	9,206.37	7,502.20-	1,704.00	
3	13-NOV-02	CAL DIVE INTL INC COM	100 000-	3,731.23	3,206.74-	524.49	
3	14-NOV-02	CAL DIVE INTL INC COM	240 000-	6,942.36	4,278.65-	666.71	

HSC F530000
 HIGHLAND STREET CONNECTION
 BOSTON PARTNERS SM CAP VAL II

TRANSACTION REPORT FOR THE PERIOD 01 JANUARY 2002 THROUGH 31 DECEMBER 2002

RUN DATE: 03-APR-0
 PAGE: 10
 M25701

The Highland Street Connection
2002 form 990 P/g 04-3048298

HSC F330000
HIGHLAND STREET CONNECTION
BOSTON PARTNERS SM CAP VAL II

TRANSACTION REPORT
FOR THE PERIOD 01 JANUARY 2002 THROUGH 31 DECEMBER 2002

TRAN CODE	EFFECTIVE/ CONTRACTUAL/ SETTLEMENT DATE	SECURITY DESCRIPTION (LOCAL CURR/SETTLE CURR)	SHARES PAR VALUE	TRADE DATE BASE AMOUNT	INVESTMENT BASE COST	REALIZED GAIN/LOSS IN BASE CURRENCY
S	16-DEC-02 19-DEC-02	CAL DIVE INTL INC COM	530 000-	15,532 22	9,442 05-	5,890 17
S	14-OCT-02 17-OCT-02	CALPINE CORP COM	820 000-	2,030 50	2,073 12-	842 54-
S	15-OCT-02 18-OCT-02	CALPINE CORP COM	2,120 000-	5,459 04	7,022 06-	2,363 02-
S	16-OCT-02 21-OCT-02	CALPINE CORP COM	120 000-	207 08	559 00-	271 92-
S	16-OCT-02 21-OCT-02	CALPINE CORP COM	590 000-	1,341 79	2,752 35-	1,410 56-
S	17-OCT-02 22-OCT-02	CALPINE CORP COM	690 000-	1,557 69	3,210 05-	1,643 16-
S	18-OCT-02 23-OCT-02	CALPINE CORP COM	60 000-	119.96	279 90-	159 94-
S	18-OCT-02 23-OCT-02	CALPINE CORP COM	610 000-	1,215 26	2,045 65-	1,630.39-
S	21-OCT-02 24-OCT-02	CALPINE CORP COM	290 000-	602 11	1,352 05-	750 74-
S	21-OCT-02 24-OCT-02	CALPINE CORP COM	60 000-	121 54	279 90-	150 36-
S	22-MAR-02 27-MAR-02	CAPITAL AUTOMOTIVE REIT COM SH BEN INT	100 000-	2,309 96	1,909 44-	400 52

HSC F330000
HIGHLAND STREET CONNECTION
BOSTON PARTNERS SM CAP VAL II

TRANSACTION REPORT
FOR THE PERIOD 01 JANUARY 2002 THROUGH 31 DECEMBER 2002

TRAN CODE	EFFECTIVE/ CONTRACTUAL/ SETTLEMENT DATE	SECURITY DESCRIPTION (LOCAL CURR/SETTLE CURR)	SHARES PAR VALUE	TRADE DATE BASE AMOUNT	INVESTMENT BASE COST	REALIZED GAIN/LOSS IN BASE CURRENCY
S	25-MAR-02 26-MAR-02	CAPITAL AUTOMOTIVE REIT COM SH BEN INT	200 000-	4,652 25	3,010 00-	618 37
S	15-JUN-02 18-JUN-02	CAPITAL AUTOMOTIVE REIT COM SH BEN INT	100 000-	2,297 61	1,909 44-	500 17
S	18-JUN-02 21-JUN-02	CAPITAL AUTOMOTIVE REIT COM SH BEN INT	100 000-	2,299.91	1,909 44-	390 47
S	06-AUG-02 09-AUG-02	CAPITAL AUTOMOTIVE REIT COM SH BEN INT	200 000-	4,796 65	3,010 00-	979 75
S	07-AUG-02 12-AUG-02	CAPITAL AUTOMOTIVE REIT COM SH BEN INT	200 000-	4,605 03	3,010 00-	966 95
FC	27-DEC-01 02-JAN-02 08-JAN-02	CAVALIER HOMES INC COM	100 000-	302.70	- 0 00	
FC	31-DEC-01 04-JAN-02	CAVALIER HOMES INC COM	100 000-	300 10	0 00	
S	12-FEB-02 15-FEB-02	CAVALIER HOMES INC COM	1,300 000-	4,706.57	3,202 50-	1,424.07
S	13-FEB-02 19-FEB-02	CAVALIER HOMES INC COM	200 000-	714 16	505.00-	209 16
S	20-AUG-02 25-AUG-02	CENTRA SOFTWARE INC COM	100 000-	167 65	341 00-	193 45-
S	21-AUG-02 26-AUG-02	CENTRA SOFTWARE INC COM	200 000-	297.91	602 16-	504 25-

HSC F330000
HIGHLAND STREET CONNECTION
BOSTON PARTNERS SM CAP VAL II

TRANSACTION REPORT
FOR THE PERIOD 01 JANUARY 2002 THROUGH 31 DECEMBER 2002

RUN DATE: 03-APR-03
PAGE: 10
M25701

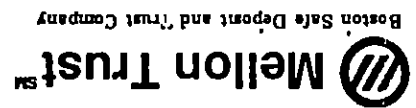
TRAN CODE	EFFECTIVE/ CONTRACTUAL/ SETTLEMENT DATE	SECURITY DESCRIPTION (LOCAL CURR/SETTLE CURR)	SHARES PAR VALUE	TRADE DATE BASE AMOUNT	INVESTMENT BASE COST	REALIZED GAIN/LOSS IN BASE CURRENCY
S	22-AUG-02 27-AUG-02	CEN'TRA SOFTWARE INC COM	500 000-	730 92	1,705 40-	966.40-
S	23-AUG-02 28-AUG-02	CEN'TRA SOFTWARE INC COM	100 000-	147 55	341 00-	193 53-
S	26-AUG-02 29-AUG-02	CEN'TRA SOFTWARE INC COM	100 000-	148 29	341 00-	192 79-
S	09-SEP-02 12-SEP-02	CEN'TRA SOFTWARE INC COM	10 000-	15 74	34 11-	20 37-
S	12-SEP-02 17-SEP-02	CEN'TRA SOFTWARE INC COM	260.000-	363 98	806 01-	522 03-
S	12-SEP-02 17-SEP-02	CEN'TRA SOFTWARE INC COM	20 000-	27 00	60 22-	40 34-
S	16-SEP-02 19-SEP-02	CEN'TRA SOFTWARE INC COM	1,510 000-	2,112 12	5,150 50-	3,030 10-
FC	31-DEC-01 04-JAN-02	CHAMPION ENTERPRISES INC COM	200 000-	2,466 98	0.00	
S	09-AUG-02 14-AUG-02	CHARTER MUN MTO ACCEP CO SH BEN INT	100 000-	1,495 08	1,507 50-	107 58
S	12-AUG-02 15-AUG-02	CHARTER MUN MTO ACCEP CO SH BEN INT	100 000-	1,694 94	1,507.50-	107 44
S	13-AUG-02 16-AUG-02	CHARTER MUN MTO ACCEP CO SH BEN INT	200 000-	3,401 21	3,175 00-	226 21

HSC F330000
HIGHLAND STREET CONNECTION
BOSTON PARTNERS SM CAP VAL II

TRANSACTION REPORT
FOR THE PERIOD 01 JANUARY 2002 THROUGH 31 DECEMBER 2002

RUN DATE: 03-APR-03
PAGE: 10
M25701

TRAN CODE	EFFECTIVE/ CONTRACTUAL/ SETTLEMENT DATE	SECURITY DESCRIPTION (LOCAL CURR/SETTLE CURR)	SHARES PAR VALUE	TRADE DATE BASE AMOUNT	INVESTMENT BASE COST	REALIZED GAIN/LOSS IN BASE CURRENCY
S	24-APR-02 29-APR-02	CHARMING SHOPPES INC PA COM	400 000-	3,503 69	2,112 00-	1,391.69
S	25-APR-02 30-APR-02	CHARMING SHOPPES INC PA COM	200 000-	1,729 92	1,056 00-	673 92
S	26-APR-02 01-MAY-02	CHARMING SHOPPES INC PA COM	100.000-	856 16	520.00-	328 16
S	14-JAN-02 17-JAN-02	CHECKFREE CORP NEW COM	100.000-	1,794 97	2,110.00-	315.03-
S	15-JAN-02 18-JAN-02	CHECKFREE CORP NEW COM	100.000-	1,785 75	2,110.00-	324 25-
S	15-MAR-02 20-MAR-02	CHECKFREE CORP NEW COM	200.000-	2,602 55	-4,220 00-	1,537 45-
S	18-MAR-02 21-MAR-02	CHECKFREE CORP NEW COM	300.000-	4,291 31	6,350 00-	2,038.69-
S	19-MAR-02 22-MAR-02	CHECKFREE CORP NEW COM	200 000-	2,944 07	4,220.00-	1,275 93-
S	29-MAY-02 03-JUN-02	CIBER INC COM	400 000-	2,946 79	2,731.60-	215 11
S	17-MAY-02 22-MAY-02	CLAIRES STORES INC COM	200.000-	4,159.07	2,990 60-	1,169 19
S	20-MAY-02 23-MAY-02	CLAIRES STORES INC COM	100.000-	2,079 08	1,495 34-	584 54



Boston Safe Deposit and Trust Company

The Highland Street Connection
 2002 Form 990 P/f
 04-3048298

HSC F350000
 HIGHLAND STREET CONNECTION
 BOSTON PARTNERS SM CAP VAL II

TRANSACTION REPORT FOR THE PERIOD 01 JANUARY 2002 THROUGH 31 DECEMBER 2002

RUN DATE: 03-APR-03
 PAGE: 105
 M25701

TRANSACTION/SETTLEMENT DATE	SECURITY DESCRIPTION	SHARES	PAR VALUE	TRADE DATE	BASE AMOUNT	INVESTMENT	REALIZED GAIN/LOSS IN BASE CURRENCY
05-JUN-02	CLAIRE'S STORES INC COM	100 000	2,019 95	1,495 94	1,495 94	524 59	
19-JUN-02	CLAIRE'S STORES INC COM	100 000	2,019 95	1,495 94	1,495 94	524 59	
24-OCT-02	CLAIRE'S STORES INC COM	140 000	3,446 20	2,093 40	2,093 40	1,354 72	
25-OCT-02	CLAIRE'S STORES INC COM	670 000	16,490 32	12,450 70	12,450 70	4,047 59	
20-OCT-02	CLAIRE'S STORES INC COM	90 000	2,267 93	1,079 65	1,079 65	300 20	
07-FEB-02	COACHMEN INDS INC	700 000	12,151 01	7,924 14	7,924 14	4,227 67	
09-APR-02	COACHMEN INDS INC	700 000	12,396 62	7,924 14	7,924 14	4,472 40	
11-JUN-02	COMPU OM SYS INC COM	100 000	344 90	200 00	200 00	150 90	
12-JUN-02	COMPU OM SYS INC COM	700 000	2,607 70	1,400 63	1,400 63	1,207 07	
15-JUN-02	COMPU OM SYS INC COM	100 000	304 99	216 21	216 21	160 70	
14-JUN-02	COMPU OM SYS INC COM	100 000	301 71	216 21	216 21	165 60	
17-JUN-02	COMPU OM SYS INC COM	100 000	300 70	216 21	216 21	172 57	

TRANSACTION/SETTLEMENT DATE	SECURITY DESCRIPTION	SHARES	PAR VALUE	TRADE DATE	BASE AMOUNT	INVESTMENT	REALIZED GAIN/LOSS IN BASE CURRENCY
10-JUN-02	COMPU OM SYS INC COM	100 000	307 74	216 21	216 21	171 53	
19-JUN-02	COMPU OM SYS INC COM	100 000	302 09	216 21	216 21	166 60	
24-JUN-02	COMPU OM SYS INC COM	100 000	375 14	216 21	216 21	150 93	
25-JUN-02	COMPU OM SYS INC COM	100 000	377 00	216 21	216 21	161 59	
26-JUN-02	COMPU OM SYS INC COM	200 000	715 90	432 42	432 42	209 51	
27-JUN-02	COMPU OM SYS INC COM	100 000	353 42	216 21	216 21	197 21	
20-JUN-02	COMPU OM SYS INC COM	100 000	357 99	216 21	216 21	161 70	
27-JUN-02	COMPU OM SYS INC COM	100 000	370 55	216 21	216 21	154 14	
02-JUL-02	COMPU OM SYS INC COM	100 000	370 55	216 21	216 21	154 14	
17-SEP-02	COMPU OM SYS INC COM	2,100 000	12,251 22	4,996 03	4,996 03	7,255 19	
00-MAY-02	COOPER COS INC COM MEM	100 000	5,431 90	4,452 34	4,452 34	970 96	
27-SEP-02	COOPER COS INC COM MEM	90 000	4,002 72	4,007 11	4,007 11	075 61	

The Highland Street Connection
2002 Form 990 P/S 04-3048298

HSC F330000
HIGHLAND STREET CONNECTION
BOSTON PARTNERS S4 CAP VAL 11

TRANSACTION REPORT
FOR THE PERIOD 01 JANUARY 2002 THROUGH 31 DECEMBER 2002

RUN DATE: 03-APR-03
PAGE: 107
M25701

TRAN CODE	EFFECTIVE/ CONTRACTUAL/ SETTLEMENT DATE	SECURITY DESCRIPTION (LOCAL CURR/SETTLE CURR)	SHARES PAR VALUE	TRADE DATE BASE AMOUNT	INVESTMENT BASE COST	REALIZED GAIN/LOSS IN BASE CURRENCY
S	02-OCT-02 07-OCT-02	COOPER COS INC COM NEW	100 000-	8,653 20	7,123 74-	1,509 46
S	03-OCT-02 08-OCT-02	COOPER COS INC COM NEW	60 000-	3,241 41	2,671 40-	570.01
S	15-JAN-02 18-JAN-02	COVANTA ENERGY CORP COM	5,100 000-	5,400 00	32,490 03-	27,017 15-
S	03-SEP-02 06-SEP-02	CROSS MEDIA MARKETING CORP COM NEW	700 000-	817 50	8,785 00-	7,967 50-
S	25-SEP-02 30-SEP-02	CYTVC CORP COM	1,220 000-	12,443 62	12,474 92-	31 30-
S	15-NOV-02 20-NOV-02	CYTVC CORP COM	510 000-	5,075 72	4,498 54-	577 18
S	19-NOV-02 22-NOV-02	CYTVC CORP COM	570 000-	5,671 32	5,714 25-	42 93-
S	29-NOV-02 04-DEC-02	CYTVC CORP COM	190 000-	1,890 44	1,904 75-	14 31-
S	03-DEC-02 06-DEC-02	CYTVC CORP COM	60 000-	596 90	601 50-	4 52-
S	04-DEC-02 09-DEC-02	CYTVC CORP COM	420 000-	4,100 00	4,210 50-	29.70-
S	04-DEC-02 10-DEC-02 11-DEC-02	CYTVC CORP COM	400 000-	3,901 71	4,010 00-	20 29-

HSC F330000
HIGHLAND STREET CONNECTION
BOSTON PARTNERS S4 CAP VAL 11

TRANSACTION REPORT
FOR THE PERIOD 01 JANUARY 2002 THROUGH 31 DECEMBER 2002

RUN DATE: 03-APR-03
PAGE: 108
M25701

TRAN CODE	EFFECTIVE/ CONTRACTUAL/ SETTLEMENT DATE	SECURITY DESCRIPTION (LOCAL CURR/SETTLE CURR)	SHARES PAR VALUE	TRADE DATE BASE AMOUNT	INVESTMENT BASE COST	REALIZED GAIN/LOSS IN BASE CURRENCY
S	28-FEB-02 05-MAR-02	ERS TECHNOLOGIES INC COM	800 000-	12,040 19	9,716 06-	2,323 53
S	01-MAR-02 06-MAR-02	ERS TECHNOLOGIES INC COM	200 000-	0,004 93	6,433 72-	1,451 21
S	11-JUN-02 14-JUN-02	DAISYTEX INTL CORP COM	200 000-	2,509.92	2,512 00-	2.00-
S	14-JUN-02 19-JUN-02	DAISYTEX INTL CORP COM	100 000-	1,247 14	1,256 00-	8 86-
S	17-JUN-02 20-JUN-02	DAISYTEX INTL CORP COM	200 000-	2,543.76	2,512.00-	31 76
S	18-JUN-02 21-JUN-02	DAISYTEX INTL CORP COM	200 000-	2,501 90	2,512 00-	69.90
S	07-FEB-02 12-FEB-02	DAL-TITLE INTL INC	1,100 000-	25,360 22	24,634 50-	725.72
S	30-MAY-02 04-JUN-02	DIAMONDCUSTER INTL INC	300 000-	2,307 92	3,509 62-	1,001.70-
S	24-APR-02 29-APR-02	DOLLAR THRIFTY AUTOMOTIVE GROUP INC COM	400 000-	0,075 21	3,762 00-	3,113 21
S	03-OCT-02 08-OCT-02	DOLLAR THRIFTY AUTOMOTIVE GROUP INC COM	900 000-	14,357 62	14,724 50-	366 80-
S	06-MAR-02 11-MAR-02	DOUBLECLICK INC COM	400 000-	4,903 72	4,475 92-	427.80

HSC F330800
HIGHLAND STREET CONNECTION
BOSTON PARTNERS SM CAP VAL II

TRANSACTION REPORT
FOR THE PERIOD 01 JANUARY 2002 THROUGH 31 DECEMBER 2002

TRAN CODE	EFFECTIVE/ CONTRACTUAL/ SETTLEMENT DATE	SECURITY DESCRIPTION (LOCAL CURR/SETTLE CURR)	SHARES PAR VALUE	TRADE DATE BASE AMOUNT	INVESTMENT BASE COST	REALIZED GAIN/LOSS IN BASE CURRENCY
S	08-MAR-02 13-MAR-02	DOUBLECLICK INC COM	200 000-	2,510 86	2,237 96-	272 90
S	11-MAR-02 14-MAR-02	DOUBLECLICK INC COM	600 000-	7,000 18	6,715 86-	1,086 30
S	29-JUL-02 01-AUG-02	EFUNDS CORP COM	500 000-	5,234 64	4,520.59-	714 05
S	30-JUL-02 02-AUG-02	EFUNDS CORP COM	400 000-	4,123 51	3,614 12-	509 39
S	17-DEC-02 20-DEC-02	FAO INC COM	930 000-	1,026 59	5,009 69-	4,063 10-
S	18-DEC-02 23-DEC-02	FAO INC COM	070 000-	621 16	2,944 95-	2,323 79-
S	12-JUN-02 17-JUN-02	FBR ASSET INVT CORP	100 000-	3,404 16	2,422 50-	981 66
S	12-JUN-02 17-JUN-02	FBR ASSET INVT CORP	100 000-	3,394 89	2,422 50-	972 39
S	15-JUN-02 18-JUN-02	FBR ASSET INVT CORP	100 000-	3,440 07	2,422.50-	1,025 57
S	15-JUN-02 18-JUN-02	FBR ASSET INVT CORP	200 000-	6,900 07	5,300 00-	1,600 07
S	21-AUG-02 26-AUG-02	FPIC INS GROUP INC COM	100 000-	1,047 99	1,416 00-	360 01-

HSC F330800
HIGHLAND STREET CONNECTION
BOSTON PARTNERS SM CAP VAL II

TRANSACTION REPORT
FOR THE PERIOD 01 JANUARY 2002 THROUGH 31 DECEMBER 2002

TRAN CODE	EFFECTIVE/ CONTRACTUAL/ SETTLEMENT DATE	SECURITY DESCRIPTION (LOCAL CURR/SETTLE CURR)	SHARES PAR VALUE	TRADE DATE BASE AMOUNT	INVESTMENT BASE COST	REALIZED GAIN/LOSS IN BASE CURRENCY
S	29-AUG-02 04-SEP-02	FPIC INS GROUP INC COM	300 000-	3,038 64	4,240.00-	1,209 34-
S	24-OCT-02 29-OCT-02	FPIC INS GROUP INC COM	210 000-	078 82	2,973 60-	2,094 78-
S	25-OCT-02 30-OCT-02	FPIC INS GROUP INC COM	340 000-	1,205 47	4,014 40-	3,820.93-
S	28-OCT-02 31-OCT-02	FPIC INS GROUP INC COM	50 000-	109 60	700 00-	510 82-
S	11-JUN-02 14-JUN-02	FIDELITY BANKSHARES INC COM NEW	300.000-	6,030 07	4,494.00-	1,546 07
S	05-FEB-02 08-FEB-02	FILENET CORP	400.000-	0,109 71	7,300 00-	601 71
S	07-FEB-02 12-FEB-02	FINISH LINE INC CL A	400.000-	6,856.10	5,944.00-	612 10
S	07-FEB-02 12-FEB-02	FINISH LINE INC CL A	300 000-	4,954.42	4,450 00-	496 42
S	03-MAY-02 08-MAY-02	FLAGSTAR BANCORP INC COM	275 000-	0,013 40	5,919 37-	2,094 11
S	11-JUN-02 12-JUN-02	FLAGSTAR BANCORP INC COM	.500-	10 73	7 10-	3 55
S	12-AUG-02 15-AUG-02	FLAGSTAR BANCORP INC COM	100 000-	2,295 04	1,435 00-	860 04

The Highland Street Connection
2002 Form 990 P/f 04-3048298

HSC F330000
HIGHLAND STREET CONNECTION
BOSTON PARTNERS SM CAP VAL 11

TRANSACTION REPORT
FOR THE PERIOD 01 JANUARY 2002 THROUGH 31 DECEMBER 2002

RUN DATE: 03-APR-01
PAGE: 111
M25701

TRAN CODE	EFFECTIVE/ CONTRACTUAL/ SETTLEMENT DATE	SECURITY DESCRIPTION (LOCAL CURR/SETTLE CURR)	SHARES PAR VALUE	TRADE DATE BASE AMOUNT	INVESTMENT BASE COST	REALIZED GAIN/LOSS IN BASE CURRENCY
S	13-AUG-02 16-AUG-02	FLAGSTAR BANCORP INC COM	200 000-	4,642 99	2,070 00-	1,772 99
S	20-FEB-02 25-FEB-02	FLEETWOOD ENTERPRISES INC COM	300 000-	3,029 95	3,337 50-	307 55-
S	21-FEB-02 26-FEB-02	FLEETWOOD ENTERPRISES INC COM	100 000-	1,004 02	1,112 50-	100 48-
S	26-FEB-02 01-MAR-02	FLEETWOOD ENTERPRISES INC COM	200 000-	1,991 20	2,225 00-	233 80-
S	20-FEB-02 05-MAR-02	FLEETWOOD ENTERPRISES INC COM	300 000-	3,010 63	3,337 50-	326 87-
S	15-MAR-02 20-MAR-02	FLEETWOOD ENTERPRISES INC COM	200 000-	1,989 97	2,225 00-	235 03-
S	10-MAR-02 21-MAR-02	FLEETWOOD ENTERPRISES INC COM	400 000-	4,123 57	4,450 00-	326 43-
S	19-MAR-02 22-MAR-02	FLEETWOOD ENTERPRISES INC COM	200 000-	2,124 70	2,225 00-	100 30-
S	23-OCT-02 20-OCT-02	FOAMEX INTL INC COM	320 000-	464 40	2,460 00-	1,996 40-
S	24-OCT-02 29-OCT-02	FOAMEX INTL INC COM	60 000-	89 79	461 40-	371 61-
S	20-OCT-02 31-OCT-02	FOAMEX INTL INC COM	230 000-	326 20	1,749 00-	1,423 60-

HSC F330000
HIGHLAND STREET CONNECTION
BOSTON PARTNERS S4 CAP VAL 11

TRANSACTION REPORT
FOR THE PERIOD 01 JANUARY 2002 THROUGH 31 DECEMBER 2002

RUN DATE: 03-APR-01
PAGE: 11
M25701

TRAN CODE	EFFECTIVE/ CONTRACTUAL/ SETTLEMENT DATE	SECURITY DESCRIPTION (LOCAL CURR/SETTLE CURR)	SHARES PAR VALUE	TRADE DATE BASE AMOUNT	INVESTMENT BASE COST	REALIZED GAIN/LOSS IN BASE CURRENCY
S	29-OCT-02 01-NOV-02	FOAMEX INTL INC COM	710 000-	915 59	5,896 00-	4,460 41-
S	30-OCT-02 04-NOV-02	FOAMEX INTL INC COM	700 000-	870 84	3,980 99-	3,110 15-
S	31-OCT-02 05-NOV-02	FOAMEX INTL INC COM	1,100 000-	1,401 15	6,147 54-	4,746 39-
S	05-FEB-02 08-FEB-02	FRONTIER AIRLINES INC	600 000-	10,555 74	7,865 90-	2,967 84
S	12-MAR-02 15-MAR-02	GAME STOP CORP COM	200 000-	4,251 49	3,600 00-	651 49
S	07-FEB-02 12-FEB-02	GARTNER INC	300 000-	3,429 54	-3,403 71-	25 83
S	08-FEB-02 13-FEB-02	GARTNER INC	600 000-	6,704 53	6,807 42-	102 89-
S	13-FEB-02 19-FEB-02	GARTNER INC	200 000-	2,243 96	2,269 14-	25 18-
S	20-FEB-02 25-FEB-02	GARTNER INC	200 000-	2,255 96	2,269 14-	13 18-
S	20-MAR-02 25-MAR-02	GRANT PRIDECO INC.COM	500 000-	6,644 19	4,771 00-	1,872 89
S	24-MAR-02 01-APR-02	GRANT PRIDECO INC COM	900 000-	11,456 02	8,509 24-	2,867 50

HSC F330800
HIGHLAND STREET CONNECTION
BOSTON PARTNERS SM CAP VAL 11

TRANSACTION REPORT
FOR THE PERIOD 01 JANUARY 2002 THROUGH 31 DECEMBER 2002

RUN DATE: 03-APR-03
PAGE: 113
M25701

TRAN CODE	EFFECTIVE/ CONTRACTUAL/ SETTLEMENT DATE	SECURITY DESCRIPTION (LOCAL CURR/SETTLE CURR)	SHARES PAR VALUE	TRADE DATE BASE AMOUNT	INVESTMENT BASE COST	REALIZED GAIN/LOSS IN BASE CURRENCY
8	23-MAY-02 29-MAY-02	GULF INDONESIA RES LTD COM	500 000-	5,355 38	4,197 00-	1,157 58
8	28-MAY-02 31-MAY-02	GULF INDONESIA RES LTD COM	700 000-	9,234 54	5,076 92-	3,557 62
8	01-AUG-02 01-AUG-02	GULF INDONESIA RES LTD COM	600 000-	7,950 00	5,057 36-	2,912 64
8	30-JUL-02 02-AUG-02	HALL KINION & ASSOCS INC COM	400 000-	3,103 90	3,419 20-	315 30-
8	08-FEB-02 13-FEB-02	HEIDRICK & STRUGGLES INTL INC COM	300 000-	4,568 24	5,970 00-	1,401 76-
8	11-FEB-02 14-FEB-02	HEIDRICK & STRUGGLES INTL INC COM	100 000-	1,519 97	1,990 00-	470 03-
8	16-DEC-02 19-DEC-02	HILB ROGAL & HAMILTON CO	200 000-	8,260 75	6,065 00-	2,195 75
8	16-DEC-02 19-DEC-02	HILB ROGAL & HAMILTON CO	220 000-	9,090 80	6,920 90-	2,161 90
8	17-DEC-02 20-DEC-02	HILB ROGAL & HAMILTON CO	140 000-	5,004 91	6,047 30-	242 39-
8	06-NOV-02 08-NOV-02	HYPERION SOLUTIONS CORP COM	1,000 000-	49,655 66	38,447 00-	11,108 66
8	07-MAR-02 12-MAR-02	IMATION CORP COM	100 000-	2,405 75	2,151 66-	246 09

HSC F330800
HIGHLAND STREET CONNECTION
BOSTON PARTNERS SM CAP VAL 11

TRANSACTION REPORT
FOR THE PERIOD 01 JANUARY 2002 THROUGH 31 DECEMBER 2002

RUN DATE: 03-APR-03
PAGE: 114
M25701

TRAN CODE	EFFECTIVE/ CONTRACTUAL/ SETTLEMENT DATE	SECURITY DESCRIPTION (LOCAL CURR/SETTLE CURR)	SHARES PAR VALUE	TRADE DATE BASE AMOUNT	INVESTMENT BASE COST	REALIZED GAIN/LOSS IN BASE CURRENCY
8	14-JAN-02 17-JAN-02	IMMOBILITIES INTERNATIONAL INC COM	1,400 000-	21,074 16	12,915 00-	8,159 16
8	05-JUN-02 10-JUN-02	INSITUFORM TECHNOLOGIES INC CL A	100 000-	2,150 16	2,498 00-	347 84-
8	06-JUN-02 11-JUN-02	INSITUFORM TECHNOLOGIES INC CL A	100 000-	2,070 98	2,498 00-	427 07-
8	07-JUN-02 12-JUN-02	INSITUFORM TECHNOLOGIES INC CL A	400 000-	7,964 91	9,992 00-	2,027 09-
8	19-JUN-02 13-JUN-02	INSITUFORM TECHNOLOGIES INC CL A	200 000-	4,015 15	4,996 00-	980 85-
8	10-JUL-02 23-JUL-02	INSURANCE AUTO AUCTIONS INC	100 000-	1,054 94	1,445 00-	409 94
8	19-NOV-02 22-NOV-02	INTERTAN INC	50 000-	835 40	505 90-	170 50-
8	20-NOV-02 25-NOV-02	INTERTAN INC	190 000-	1,265 02	1,922 72-	656 90-
8	21-NOV-02 26-NOV-02	INTERTAN INC	460 000-	3,121 46	4,655 02-	1,533 56-
8	13-MAY-02 16-MAY-02	INTERWOVEN INC	600 000-	3,175 02	2,931 12-	243 90
8	03-JAN-02 08-JAN-02	J JILL GROUP INC COM	100 000-	2,110 96	2,061 25-	57 71

HSC F330000
HIGHLAND STREET CONNECTION
BOSTON PARTNERS SM CAP VAL II

TRANSACTION REPORT
FOR THE PERIOD 01 JANUARY 2002 THROUGH 31 DECEMBER 2002

RUN DATE: 03-APR-0
PAGE: 11
M25701

TRAN CODE	EFFECTIVE/ CONTRACTUAL/ SETTLEMENT DATE	SECURITY DESCRIPTION (LOCAL CURR/SETTLE CURR)	SHARES PAR VALUE	TRADE DATE BASE AMOUNT	INVESTMENT BASE COST	REALIZED GAIN/LOSS IN BASE CURRENCY
S	04-JAN-02 09-JAN-02	J I L GROUP INC COM	300 000-	6,314 90	6,183 75-	131 15
S	07-FEB-02 12-FEB-02	J JILL GROUP INC COM	400 000-	9,228 06	8,245 00-	983 06
S	18-MAR-02 21-MAR-02	J JILL GROUP INC COM	400 000-	10,660 47	8,245 00-	2,415 47
S	25-APR-02 30-APR-02	J JILL GROUP INC COM	100 000-	3,206 94	2,061 25-	1,225 69
S	26-APR-02 01-MAY-02	J JILL GROUP INC COM	100 000-	3,109 10	2,061 25-	1,047 85
S	18-JUL-02 23-JUL-02	J J LL GROUP INC COM	300 000-	6,704 28	4,122 50-	2,581 78
S	30-JUL-02 02-AUG-02	JONES LANG LASALLE INC COM	200 000-	4,129 45	3,190 60-	938 77
S	12-AUG-02 15-AUG-02	JONES LANG LASALLE INC COM	200 000-	4,117 87	3,190 60-	927 19
S	09-AUG-02 14-AUG-02	JOY GLOBAL INC COM	100 000-	1,369 95	1,690 00-	320 05-
S	11-FEB-02 14-FEB-02	KORN FERRY INTL COM NEW	100 000-	840 42	987 40-	147 06-
S	12-FEB-02 15-FEB-02	KORN FERRY INTL COM NEW	100 000-	622 90	987 40-	164 50-

HSC F330000
HIGHLAND STREET CONNECTION
BOSTON PARTNERS SM CAP VAL II

TRANSACTION REPORT
FOR THE PERIOD 01 JANUARY 2002 THROUGH 31 DECEMBER 2002

RUN DATE: 03-APR-0
PAGE: 11
M25701

TRAN CODE	EFFECTIVE/ CONTRACTUAL/ SETTLEMENT DATE	SECURITY DESCRIPTION (LOCAL CURR/SETTLE CURR)	SHARES PAR VALUE	TRADE DATE BASE AMOUNT	INVESTMENT BASE COST	REALIZED GAIN/LOSS IN BASE CURRENCY
S	14-FEB-02 20-FEB-02	KORN FERRY INTL COM NEW	100 000-	792 54	987 40-	194 94-
S	15-FEB-02 21-FEB-02	KORN FERRY INTL COM NEW	100 000-	722 31	987 40-	265 17-
S	15-FEB-02 21-FEB-02	KORN FERRY INTL COM NEW	300 000-	2,191 46	2,962 44-	770 98-
S	19-FEB-02 22-FEB-02	KORN FERRY INTL COM NEW	100 000-	663 71	988 73-	325 02-
S	19-FEB-02 22-FEB-02	KORN FERRY INTL COM NEW	100 000-	656 69	996 46-	337 77-
S	20-FEB-02 25-FEB-02	KORN FERRY INTL COM NEW	100 000-	673 20	952 61-	279 41-
S	20-FEB-02 25-FEB-02	KORN FERRY INTL COM NEW	200 000-	1,841 97	1,934 70-	592 73-
S	21-FEB-02 26-FEB-02	KORN FERRY INTL COM NEW	100 000-	673 98	944 30-	270 32-
S	25-FEB-02 28-FEB-02	KORN FERRY INTL COM NEW	300 000-	1,796 97	2,759 36-	962 59-
S	20-FEB-02 05-MAR-02	KORN FERRY INTL COM NEW	100 000-	673 40	805 00-	211 52-
S	20-FEB-02 05-MAR-02	KORN FERRY INTL COM NEW	300 000-	2,004 96	2,667 01-	562 05-

The Highland Street Connection
2002 form 990 P/S 04-3048298

HSC F33000
HIGHLAND STREET CONNECTION
BOSTON PARTNERS SM CAP VAL II

TRANSACTION REPORT
FOR THE PERIOD 01 JANUARY 2002 THROUGH 31 DECEMBER 2002

RUN DATE: 03-APR-03
PAGE: 117
M25701

TRAN CODE	EFFECTIVE/ CONTRACTUAL/ SETTLEMENT DATE	SECURITY DESCRIPTION (LOCAL CURR/SETTLE CURR)	SHARES PAR VALUE	TRADE DATE BASE AMOUNT	INVESTMENT BASE COST	REALIZED GAIN/LOSS IN BASE CURRENCY
S	18-MAR-02 21-MAR-02	LANDAMERICA FINL GROUP INC COM	500 000-	9,729 72	7,052 50-	1,077 22
S	13-MAY-02 16-MAY-02	LEGATO SYS INC COM	500 000-	2,760 56	2,054 70-	66 14-
S	17-MAY-02 22-MAY-02	LINDSAY MFG CO	100 000-	2,847.95	1,911 92-	436 01
S	24-MAY-02 30-MAY-02	LINDSAY MFG CO	100.000-	2,302 92	1,911 92-	471.00
S	28-MAY-02 31-MAY-02	LINDSAY MFG CO	100 000-	2,395 92	1,911 92-	406 00
S	29-MAY-02 03-JUN-02	LINDSAY MFG CO	100 000-	2,345 92	1,911 92-	434 00
S	09-APR-02 12-APR-02	LITHIA MTRS INC CL A	100 000-	2,469 95	1,025 00-	644 95
S	10-APR-02 15-APR-02	LITHIA MTRS INC CL A	100 000-	2,402 06	1,025 00-	577 06
S	03-MAY-02 06-MAY-02	LITHIA MTRS INC CL A	300 000-	6,906 10	5,475 00-	3,511 10
S	24-APR-02 29-APR-02	MPS GROUP INC	000 000-	7,267 06	5,652 00-	1,635 06
S	25-APR-02 30-APR-02	MPS GROUP INC	300 000-	2,696 01	2,112 00-	504 01

HSC F33000
HIGHLAND STREET CONNECTION
BOSTON PARTNERS SM CAP VAL II

TRANSACTION REPORT
FOR THE PERIOD 01 JANUARY 2002 THROUGH 31 DECEMBER 2002

RUN DATE: 03-APR-03
PAGE: 118
M25701

TRAN CODE	EFFECTIVE/ CONTRACTUAL/ SETTLEMENT DATE	SECURITY DESCRIPTION (LOCAL CURR/SETTLE CURR)	SHARES PAR VALUE	TRADE DATE BASE AMOUNT	INVESTMENT BASE COST	REALIZED GAIN/LOSS IN BASE CURRENCY
S	19-JUL-02 24-JUL-02	MACROVISION CORP COM	200 000-	2,009 05	2,392 90-	383 05-
S	22-JUL-02 25-JUL-02	MACROVISION CORP COM	200 000-	1,990 03	2,392 90-	394.07-
S	29-APR-02 02-MAY-02	MUSSEY ENERGY CORP COM	100 000-	1,501 01	1,790 70-	297.19-
S	01-MAY-02 06-MAY-02	MUSSEY ENERGY CORP COM	100 000-	1,396 00	1,790 70-	402 70-
S	06-MAY-02 18-MAY-02	MUSSEY ENERGY CORP COM	300.000-	3,070 94	5,396 10-	1,817 16-
S	13-MAY-02 16-MAY-02	M:DATA CORP CL B	400 000-	2,914 91	2,610 02-	304 89
S	01-MAR-02 06-MAR-02	MENS WEARHOUSE INC COM	200 000-	5,000 06	3,995 00-	1,004 40
S	04-MAR-02 07-MAR-02	MENS WEARHOUSE INC COM	100 000-	2,507.51	1,997 94-	509 57
S	11-JUN-02 14-JUN-02	MENS WEARHOUSE INC COM	100 000-	2,562 35	1,997 94-	564 41
S	12-JUN-02 17-JUN-02	MENS WEARHOUSE INC COM	400 000-	10,191 33	7,600 90-	2,810 43
S	25-OCT-02 30-OCT-02	METRIS COS INC	750 000-	2,557 57	9,561 03-	7,004 26-

HSC F330000
HIGHLAND STREET CONNECTION
BOSTON PARTNERS SM CAP VAL II

TRANSACTION REPORT
FOR THE PERIOD 01 JANUARY 2002 THROUGH 31 DECEMBER 2002

RUN DATE: 03-APR-01
PAGE: 11
M25701

TRAN CODE	EFFECTIVE/ CONTRACTUAL/ SETTLEMENT DATE	SECURITY DESCRIPTION (LOCAL CURR/SETTLE CURR)	SHARES PAR VALUE	TRADE DATE BASE AMOUNT	INVESTMENT BASE COST	REALIZED GAIN/LOSS IN BASE CURRENCY
S	25-OCT-02 28-OCT-02	METR S COS INC	250 000-	651 97	3,167 27-	2,327 30-
S	28-OCT-02 31-OCT-02	METRIS COS INC	780 000-	2,742 16	10,966 46-	8,244 30-
S	29-OCT-02 01-NOV-02	METRIS COS INC	700 000-	1,965 19	8,938 45-	6,973 26-
S	31-OCT-02 05-NOV-02	METRIS COS INC	1,690 000-	5,201 31	13,694 56-	8,493 07-
S	01-NOV-02 06-NOV-02	METRIS COS INC	610 000-	1,814 75	2,363 26-	540 51-
S	06-NOV-02 07-NOV-02	METRIS COS INC	410 000-	1,313 07	1,588 42-	273 35-
S	06-NOV-02 12-NOV-02	METRIS COS INC	1,050 000-	3,184 45	4,067 91-	883 46-
S	07-NOV-02 13-NOV-02	METRIS COS INC	820 000-	2,435 32	3,176 85-	741 53-
S	08-NOV-02 14-NOV-02	METRIS COS INC	200 000-	583 90	774 84-	190 86-
S	11-NOV-02 14-NOV-02	METRIS COS INC	400 000-	1,148 84	1,549 60-	400 84-
S	23-OCT-02 28-OCT-02	METRO ONE TELECOMMUNICATIONS INC	1,120 000-	5,438 10	13,637 89-	8,398 99-

HSC F330000
HIGHLAND STREET CONNECTION
BOSTON PARTNERS SM CAP VAL II

TRANSACTION REPORT
FOR THE PERIOD 01 JANUARY 2002 THROUGH 31 DECEMBER 2002

RUN DATE: 03-APR-01
PAGE: 12
M25701

TRAN CODE	EFFECTIVE/ CONTRACTUAL/ SETTLEMENT DATE	SECURITY DESCRIPTION (LOCAL CURR/SETTLE CURR)	SHARES PAR VALUE	TRADE DATE BASE AMOUNT	INVESTMENT BASE COST	REALIZED GAIN/LOSS IN BASE CURRENCY
S	21-FEB-02 26-FEB-02	MIIX GROUP INC COM	900 000-	4,471 67	10,400 82-	5,936 65-
S	03-MAY-02 08-MAY-02	MIDTECH HLDG INC COM	300 000-	3,665 13	2,631 00-	1,034 13
S	07-MAY-02 19-MAY-02	MIDTECH HLDG INC COM	400 000-	4,933 85	5,560 00-	1,379 85
S	18-NOV-02 21-NOV-02	MOLECULAR DEVICES CORP	1,120 000-	19,593 46	16,668 89-	2,923 07
S	07-FEB-02 12-FEB-02	MJNACO COACH CORP COM	200 000-	5,194 92	4,105 00-	1,089 92
S	15-FEB-02 21-FEB-02	MJNACO COACH CORP COM	200 000-	5,282 86	4,105 00-	1,177 86
S	27-AUG-02 30-AUG-02	MOTHERS WK INC	100 000-	3,592 52	2,700 00-	892 52
S	05-SEP-02 10-SEP-02	MOTHERS WK INC	100 000-	3,497 52	2,700 00-	797 52
S	14-JAN-02 17-JAN-02	MULTIMEDIA GAMES INC COM	200 000-	7,077 49	7,595 34-	517 05-
S	11-MAR-02 14-MAR-02	MUTUAL RISK MGMT LTD COM	2,500 000-	1,538 22	22,037 88-	20,499 20-
S	12-MAR-02 15-MAR-02	MUTUAL RISK MGMT LTD COM	2,100 000-	996 64	18,511 59-	17,514 86-

HSC F550000
HIGHLAND STREET CONNECTION
BOSTON PARTNERS SM CAP VAL II

TRANSACTION REPORT
FOR THE PERIOD 01 JANUARY 2002 THROUGH 31 DECEMBER 2002

RUN DATE: 03-APR-03
PAGE: 121
M25701

TRAN CODE	EFFECTIVE/ CONTRACTUAL/ SETTLEMENT DATE	SECURITY DESCRIPTION (LOCAL CURR/SETTLE CURR)	SHARES PAR VALUE	TRADE DATE BASE AMOUNT	INVESTMENT BASE COST	REALIZED GAIN/LOSS IN BASE CURRENCY
S	16-JAN-02 22-JAN-02	NYMADII INC	100 000-	1,762 16	1,049 50-	87 34-
S	04-FEB-02 07-FEB-02	NYMADII INC	100 000-	1,794 70	1,049 50-	54 72-
S	21-FEB-02 26-FEB-02	NAVIGANT CONSULTING INC COM	1,400 000-	9,075 30	7,120 96-	1,954 42
S	10-DEC-02 13-DEC-02	NAVIGANT CONSULTING INC COM	650 000-	3,007 90	2,003 00-	1,004 10
S	11-DEC-02 16-DEC-02	NAVIGANT CONSULTING INC COM	100 000-	1,076 54	801 11-	275 43
S	12-DEC-02 17-DEC-02	NAVIGANT CONSULTING INC COM	220 000-	1,311 16	979 13-	332 03
S	10-DEC-02 23-DEC-02	NAVIGANT CONSULTING INC COM	4,060 000-	20,916 12	21,629 91-	7,206 21
S	16-JUL-02 19-JUL-02	NETRO CORP COM	100 000-	247 49	360 00-	112 51-
S	19-JUL-02 24-JUL-02	NETRO CORP COM	2,200 000-	6,996 22	7,920 00-	923 70-
S	30-OCT-02 04-NOV-02	O M GROUP INC COM	800 000-	6,567 08	25,146 00-	10,579 00-
S	31-OCT-02 05-NOV-02	O M GROUP INC COM	220 000-	1,475 51	6,702 65-	5,227.14-

HSC F550000
HIGHLAND STREET CONNECTION
BOSTON PARTNERS SF CAP VAL II

TRANSACTION REPORT
FOR THE PERIOD 01 JANUARY 2002 THROUGH 31 DECEMBER 2002

RUN DATE: 03-APR-03
PAGE: 122
M25701

TRAN CODE	EFFECTIVE/ CONTRACTUAL/ SETTLEMENT DATE	SECURITY DESCRIPTION (LOCAL CURR/SETTLE CURR)	SHARES PAR VALUE	TRADE DATE BASE AMOUNT	INVESTMENT BASE COST	REALIZED GAIN/LOSS IN BASE CURRENCY
S	03-MAY-02 08-MAY-02	OAKLEY INC COM	600 000-	11,429 63	0,413 74-	3,016 91
S	29-MAY-02 03-JUN-02	OCEANEERING INTL INC COM	100 000-	3,139 90	2,096.30-	243 60
S	24-APR-02 29-APR-02	ODYSSEY RE HLDGS CORP COM	200 000-	3,945.06	3,033 66-	911 40
S	30-APR-02 03-MAY-02	ODYSSEY RE HLDGS CORP COM	100 000-	1,944 94	1,516 05-	420 11
S	05-DEC-02 10-DEC-02	ODYSSEY RE HLDGS CORP COM	30 000-	350.42	455.05-	95 37
S	09-DEC-02 12-DEC-02	ODYSSEY RE HLDGS CORP COM	220 000-	3,946 00	3,337 03-	611 05
S	10-DEC-02 13-DEC-02	ODYSSEY RE HLDGS CORP COM	50 000-	926 47	750 41-	160 06
S	10-DEC-02 13-DEC-02	ODYSSEY RE HLDGS CORP COM	140 000-	2,509 92	2,123 56-	466 36
S	11-DEC-02 16-DEC-02	ODYSSEY RE HLDGS CORP COM	110 000-	2,022.16	1,660 51-	353 65
S	13-DEC-02 10-DEC-02	ODYSSEY RE HLDGS CORP COM	120 000-	2,201.93	1,020 20-	301 73
S	10-DEC-02 23-DEC-02	ODYSSEY RE HLDGS CORP COM	80 000-	1,435 95	1,213 46-	222 49

HSC F338888
HIGHLAND STREET CONNECTION
BOSTON PARTNERS SM CAP VAL II

TRANSACTION REPORT
FOR THE PERIOD 01 JANUARY 2002 THROUGH 31 DECEMBER 2002

RUN DATE: 03-APR-01
PAGE: 12
M25701

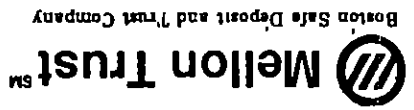
TRAN CODE	EFFECTIVE/ CONTRACTUAL/ SETTLEMENT DATE	SECURITY DESCRIPTION (LOCAL CURR/SETTLE CURR)	SHARES PAR VALUE	TRADE DATE BASE AMOUNT	INVESTMENT BASE COST	REALIZED GAIN/LOSS IN BASE CURRENCY
S	19-NOV-02 22-NOV-02	OPTIMAL ROBOTICS CORP CL A NEW	630 000-	4,093 36	8,922 42-	4,829 06-
S	28-NOV-02 25-NOV-02	OPTIMAL ROBOTICS CORP CL A NEW	720 000-	4,558 32	5,344 00-	787 68-
S	19-MAR-02 22-MAR-02	OSHKOSH TRUCK CORP CL B	100 000-	5,090 31	4,365 00-	1,525 31
S	08-MAY-02 13-MAY-02	OSHKOSH TRUCK CORP CL B	100 000-	5,095 38	4,365 00-	1,530 38
S	08-JUL-02 11-JUL-02	OSHKOSH TRUCK CORP CL B	100 000-	6,109 01	4,365 00-	1,744 01
S	29-JUL-02 01-AUG-02	OSHKOSH TRUCK CORP CL B	100 000-	5,797 67	4,365 00-	1,432 67
S	30-JUL-02 02-AUG-02	OSHKOSH TRUCK CORP CL B	25 000-	1,439 76	1,091 25-	840 51
S	06-AUG-02 09-AUG-02	OSHKOSH TRUCK CORP CL B	100 000-	5,655 47	4,365 00-	1,290 47
S	21-AUG-02 26-AUG-02	OSHKOSH TRUCK CORP CL B	50 000-	2,012 05	2,102 50-	630 35
S	10-SEP-02 13-SEP-02	OSHKOSH TRUCK CORP CL B	100 000-	5,994 01	4,365 00-	1,629 01
S	30-OCT-02 04-NOV-02	OSHKOSH TRUCK CORP CL B	70 000-	3,020 25	3,590 70-	229 47

HSC F338888
HIGHLAND STREET CONNECTION
BOSTON PARTNERS SM CAP VAL II

TRANSACTION REPORT
FOR THE PERIOD 01 JANUARY 2002 THROUGH 31 DECEMBER 2002

RUN DATE: 03-APR-01
PAGE: 12
M25701

TRAN CODE	EFFECTIVE/ CONTRACTUAL/ SETTLEMENT DATE	SECURITY DESCRIPTION (LOCAL CURR/SETTLE CURR)	SHARES PAR VALUE	TRADE DATE BASE AMOUNT	INVESTMENT BASE COST	REALIZED GAIN/LOSS IN BASE CURRENCY
S	31-OCT-02 05-NOV-02	OSHKOSH TRUCK CORP CL B	115 000-	6,398 68	6,307 07-	8 01
S	27-JUN-02 02-JUL-02	OVERTURE SVCS INC COM	200 000-	4,025 45	3,771 36-	1,054 09
S	28-JUN-02 03-JUL-02	OVERTURE SVCS INC COM	300 000-	7,209 62	5,694 60-	1,515 02
S	20-AUG-02 23-AUG-02	PC-TEL INC COM	200 000-	1,153 52	1,790 00-	644 48-
S	21-AUG-02 26-AUG-02	PC-TEL INC COM	300 000-	1,759 32	2,697 00-	937 68-
S	22-AUG-02 27-AUG-02	PC-TEL INC COM	200 000-	1,109 04	1,790 00-	680 96-
S	23-AUG-02 28-AUG-02	PC-TEL INC COM	200 000-	1,171 06	1,790 00-	626 64-
S	26-AUG-02 29-AUG-02	PC-TEL INC COM	200 000-	1,179 42	1,790 00-	610 58-
S	27-AUG-02 30-AUG-02	PC-TEL INC COM	200 000-	1,165 92	1,790 00-	634 08-
S	28-AUG-02 03-SEP-02	PC-TEL INC COM	100 000-	501 21	899 00-	317 79-
S	29-AUG-02 04-SEP-02	PC-TEL INC COM	200 000-	1,147 00	1,790 00-	650 20-



Boston Safe Deposit and Trust Company

The Highland Street Connection P/f 04-3048298 form 990 2002

HSC F33000
HIGHLAND STREET CONNECTION
BOSTON PARTNERS SM CAP VAL II

TRANSACTION REPORT FOR THE PERIOD 01 JANUARY 2002 THROUGH 31 DECEMBER 2002

RUN DATE: 03-APR-03
PAGE: 125
M25701

TRAN CODE CONTRACTUAL/EFFECTIVE/ DATE
SECURITY DESCRIPTION LOCAL CURR/SETTLE CURR)

SHARES PAR VALUE
TRADE DATE
BASE AMOUNT

INVESTMENT
BASE COST

REALIZED
GAIN/LOSS IN
BASE CURRENCY

12-NOV-02 PC-TEL INC COM 220 000- 1,534 25

15-NOV-02 PC-TEL INC COM 50 000- 365 52

16-NOV-02 PC-TEL INC COM 290 000- 1,909 66

19-NOV-02 PC-TEL INC COM 50 000- 365 52

19-NOV-02 PC-TEL INC COM 50 000- 365 52

15-NOV-02 PC-TEL INC COM 50 000- 365 52

15-NOV-02 PC-TEL INC COM 50 000- 365 52

15-NOV-02 PC-TEL INC COM 50 000- 365 52

15-NOV-02 PC-TEL INC COM 50 000- 365 52

15-NOV-02 PC-TEL INC COM 50 000- 365 52

15-NOV-02 PC-TEL INC COM 50 000- 365 52

15-NOV-02 PC-TEL INC COM 50 000- 365 52

15-NOV-02 PC-TEL INC COM 50 000- 365 52

15-NOV-02 PC-TEL INC COM 50 000- 365 52

15-NOV-02 PC-TEL INC COM 50 000- 365 52

15-NOV-02 PC-TEL INC COM 50 000- 365 52

15-NOV-02 PC-TEL INC COM 50 000- 365 52

15-NOV-02 PC-TEL INC COM 50 000- 365 52

15-NOV-02 PC-TEL INC COM 50 000- 365 52

15-NOV-02 PC-TEL INC COM 50 000- 365 52

15-NOV-02 PC-TEL INC COM 50 000- 365 52

15-NOV-02 PC-TEL INC COM 50 000- 365 52

15-NOV-02 PC-TEL INC COM 50 000- 365 52

15-NOV-02 PC-TEL INC COM 50 000- 365 52

15-NOV-02 PC-TEL INC COM 50 000- 365 52

15-NOV-02 PC-TEL INC COM 50 000- 365 52

15-NOV-02 PC-TEL INC COM 50 000- 365 52

15-NOV-02 PC-TEL INC COM 50 000- 365 52

15-NOV-02 PC-TEL INC COM 50 000- 365 52

15-NOV-02 PC-TEL INC COM 50 000- 365 52

15-NOV-02 PC-TEL INC COM 50 000- 365 52

15-NOV-02 PC-TEL INC COM 50 000- 365 52

15-NOV-02 PC-TEL INC COM 50 000- 365 52

15-NOV-02 PC-TEL INC COM 50 000- 365 52

15-NOV-02 PC-TEL INC COM 50 000- 365 52

15-NOV-02 PC-TEL INC COM 50 000- 365 52

15-NOV-02 PC-TEL INC COM 50 000- 365 52

15-NOV-02 PC-TEL INC COM 50 000- 365 52

15-NOV-02 PC-TEL INC COM 50 000- 365 52

15-NOV-02 PC-TEL INC COM 50 000- 365 52

15-NOV-02 PC-TEL INC COM 50 000- 365 52

HSC F330800
HIGHLAND STREET CONNECTION
BOSTON PARTNERS SM CAP VAL II

TRANSACTION REPORT
FOR THE PERIOD 01 JANUARY 2002 THROUGH 31 DECEMBER 2002

RUN DATE: 03-APR-01
PAGE: 12
M25701

TRAN CODE	EFFECTIVE/ CONTRACTUAL/ SETTLEMENT DATE	SECURITY DESCRIPTION (LOCAL CURR/SETTLE CURR)	SHARES PAR VALUE	TRADE DATE BASE AMOUNT	INVESTMENT BASE COST	REALIZED GAIN/LOSS IN BASE CURRENCY
S	05-APR-02 19-APR-02	PENNZOIL QUAKER ST CO COM	100 000-	2,143 93	1,393.97-	749 96
S	24-APR-02 29-APR-02	PENNZOIL QUAKER ST CO COM	400 000-	8,603 74	5,575 00-	3,027 86
S	02-AUG-02 07-AUG-02	PENNZOIL QUAKER ST CO COM	400 000-	8,625 01	5,575 00-	3,049 13
S	23-SEP-02 26-SEP-02	PENNZOIL QUAKER ST CO COM	500 000-	10,074 67	6,949 05-	3,904 02
S	10-JUL-02 15-JUL-02	PEN,ON MEDIA INC COM	700 000-	975 56	4,651 50-	3,673 94-
S	03-JAN-02 08-JAN-02	PIER 1 IMPORTS INC COM	1,100 000-	19,909 70	17,572.50-	2,337 20
S	24-JAN-02 29-JAN-02	PIER 1 IMPORTS INC COM	200 000-	3,767 50	3,195 00-	572 50
S	26-FEB-02 01-MAR-02	PIER 1 IMPORTS INC COM	425 000-	8,266 12	6,789 30-	1,476 74
S	04-MAR-02 07-MAR-02	PIER 1 IMPORTS INC COM	200 000-	4,191 93	3,195.00-	996 93
S	07-MAR-02 12-MAR-02	PIER 1 IMPORTS INC COM	100 000-	2,105 69	1,597 50-	500 19
S	08-MAR-02 13-MAR-02	PIER 1 IMPORTS INC COM	300 000-	6,310 00	4,792 50-	1,510 30

HSC F330800
HIGHLAND STREET CONNECTION
BOSTON PARTNER3 SM CAP VAL II

TRANSACTION REPORT
FOR THE PERIOD 01 JANUARY 2002 THROUGH 31 DECEMBER 2002

RUN DATE: 03-APR-01
PAGE: 12
M25701

TRAN CODE	EFFECTIVE/ CONTRACTUAL/ SETTLEMENT DATE	SECURITY DESCRIPTION (LOCAL CURR/SETTLE CURR)	SHARES PAR VALUE	TRADE DATE BASE AMOUNT	INVESTMENT BASE COST	REALIZED GAIN/LOSS IN BASE CURRENCY
S	11-MAR-02 14-MAR-02	PIER 1 IMPORTS INC COM	100 000-	2,094 96	1,597 50-	497 46
S	12-MAR-02 15-MAR-02	PIER 1 IMPORTS INC COM	50 000-	1,051.50	790 75-	252.75
S	09-APR-02 12-APR-02	PIER 1 IMPORTS INC COM	200 000-	4,702 65	3,195.00-	1,507 65
S	11-APR-02 16-APR-02	PIER 1 IMPORTS INC COM	100 000-	2,344 92	1,597 50-	747.42
S	12-APR-02 17-APR-02	PIER 1 IMPORTS INC COM	525 000-	12,054.03	8,306.07-	3,669 96
S	20-DEC-02 26-DEC-02	PITTSBON CO BRINKS GROUP COM	60 000-	1,114 55	1,354.50-	239 95-
S	20-DEC-02 26-DEC-02	PITTSBON CO BRINKS GROUP COM	30 000-	562 70	677 25-	114.47-
S	25-DEC-02 27-DEC-02	PITTSBON CO BRINKS GROUP COM	20 000-	371 44	451.50-	80.06-
S	24-DEC-02 30-DEC-02	PITTSBON CO BRINKS GROUP COM	30 000-	549 51	677.25-	127.94-
S	26-DEC-02 31-DEC-02	PITTSBON CO BRINKS GROUP COM	20 000-	360.22	451 50-	83.20-
S	30-DEC-02 03-JAN-03	PITTSBON CO BRINKS GROUP COM	30 000-	549 72	677 25-	127 53-

FSC F330000
HIGHLAND STREET CONNECTION
BOSTON PARTNERS SM CAP VAL II

TRANSACTION REPORT
FOR THE PERIOD 01 JANUARY 2002 THROUGH 31 DECEMBER 2002

TRAN CODE	EFFECTIVE/ CONTRACTUAL/ SETTLEMENT DATE	SECURITY DESCRIPTION (LOCAL CURR/SETTLE CURR)	SHARES PAR VALUE	TRADE DATE BASE AMOUNT	INVESTMENT BASE COST	REALIZED GAIN/LOSS IN BASE CURRENCY
S	28-JUN-02 05-JUL-02	PLAYTEX PRODS INC	100 000-	1,307 36	1,005 00-	304 36
S	29-APR-02 02-MAY-02	PRECIS INC COM	100 000-	1,597 95	1,000 00-	597 95
S	29-APR-02 02-MAY-02	PRECIS INC COM	200 000-	3,210 98	2,000 00-	1,210 98
S	30-APR-02 03-MAY-02	PRECIS INC COM	100 000-	1,571 66	1,000 00-	571 66
S	01-MAY-02 06-MAY-02	PRECIS INC COM	100 000-	1,514 11	1,000 00-	514 11
S	02-MAY-02 07-MAY-02	PRECIS INC COM	100 000-	1,524 19	1,000 00-	524 19
S	03-MAY-02 08-MAY-02	PRECIS INC COM	100 000-	1,514 13	1,000 00-	514 13
S	09-MAY-02 14-MAY-02	PRECIS INC COM	100 000-	1,497 90	1,000 00-	497 90
S	10-MAY-02 15-MAY-02	PRECIS INC COM	100 000-	1,499 21	1,000 00-	499.21
S	16-MAY-02 21-MAY-02	PRECIS INC COM	100 000-	1,501 50	1,000 00-	501 50
S	20-MAY-02 23-MAY-02	PRECIS INC COM	200 000-	3,102 94	2,000 00-	1,102 94

HSC F330000
HIGHLAND STREET CONNECTION
BOSTON PARTNERS SM CAP VAL II

TRANSACTION REPORT
FOR THE PERIOD 01 JANUARY 2002 THROUGH 31 DECEMBER 2002

TRAN CODE	EFFECTIVE/ CONTRACTUAL/ SETTLEMENT DATE	SECURITY DESCRIPTION (LOCAL CURR/SETTLE CURR)	SHARES PAR VALUE	TRADE DATE BASE AMOUNT	INVESTMENT BASE COST	REALIZED GAIN/LOSS IN BASE CURRENCY
S	12-AUG-02 15-AUG-02	PRECIS INC COM	100 000-	643 02	1,000 00-	356 98-
S	15-AUG-02 16-AUG-02	PRECIS INC COM	100 000-	637 96	1,000 00-	362 04-
S	15-AUG-02 20-AUG-02	PRECIS INC COM	100 000-	626 20	1,000 00-	373 80-
S	19-APR-02 24-APR-02	PRIDE INTL INC DEL COM	400 000-	7,020.50	5,566.40-	1,462 10
S	22-APR-02 25-APR-02	PRIDE INTL INC DEL COM	100 000-	1,767.67	1,891 62-	376 85
S	30-APR-02 03-MAY-02	PRIDE INTL INC DEL COM	200 000-	3,699.90	2,785.24-	916 74
S	01-MAY-02 06-MAY-02	PRIDE INTL INC DEL COM	600 000-	11,072.72	8,349.72-	2,723 00
S	14-JAN-02 17-JAN-02	QUICKLOGIC CORP CDT-COM	300 000-	1,665 39	1,311 60-	353 79
S	05-FEB-02 08-FEB-02	QUICKLOGIC CORP CDT-COM	100 000-	477 00	437 20-	40 80
S	06-FEB-02 11-FEB-02	QUICKLOGIC CORP CDT-COM	100 000-	445 99	437 20-	8 79
S	11-FEB-02 14-FEB-02	QUICKLOGIC CORP CDT-COM	200 000-	894 76	874 40-	20 36

HSC F330000
HIGHLAND STREET CONNECTION
BOSTON PARTNERS SM CAP VAL II

TRANSACTION REPORT
FOR THE PERIOD 01 JANUARY 2002 THROUGH 31 DECEMBER 2002

RUN DATE: 03-APR-01
PAGE: 13
M25701

TRAN CODE	EFFECTIVE/ CONTRACTUAL/ SETTLEMENT DATE	SECURITY DESCRIPTION (LOCAL CURR/SETTLE CURR)	SHARES PAR VALUE	TRADE DATE BASE AMOUNT	INVESTMENT BASE COST	REALIZED GAIN/LOSS IN BASE CURRENCY
S	12-FEB-02 15-FEB-02	QUICKLOGIC CORP CDT-COM	100.000-	445 99	437 20-	8 79
S	14-FEB-02 20-FEB-02	QUICKLOGIC CORP CDT-COM	100 000-	414 61	437 20-	22 59-
S	15-FEB-02 21-FEB-02	QUICKLOGIC CORP CDT-COM	100.000-	412 70	437 20-	24 50-
S	29-JUL-02 01-AUG-02	R H DONNELLEY CORP COM NEW	100 000-	2,361 99	2,957 50-	596 11-
S	31-JUL-02 05-AUG-02	R H DONNELLEY CORP COM NEW	100 000-	2,395 50	2,957 50-	561 92-
S	23-SEP-02 24-SEP-02	R H DONNELLEY CORP COM NEW	240 000-	5,670 65	7,090 00-	1,419 35-
S	23-SEP-02 24-SEP-02	R H DONNELLEY CORP COM NEW	210 000-	4,995 70	6,210 75-	1,215 05-
S	24-SEP-02 27-SEP-02	R H DONNELLEY CORP COM NEW	670 000-	16,010 04	16,541 65-	530 61-
S	13-MAY-02 16-MAY-02	RSA SEC INC COM	400 000-	2,457 16	2,400 00-	57 16
S	14-MAY-02 17-MAY-02	RSI SEC INC COM	100 000-	635 09	595 00-	40 09
S	29-MAY-02 03-JUN-02	RECOTON CORP	200 000-	635 52	2,720 00-	2,084 48-

HSC F330000
HIGHLAND STREET CONNECTION
BOSTON PARTNERS SM CAP VAL II

TRANSACTION REPORT
FOR THE PERIOD 01 JANUARY 2002 THROUGH 31 DECEMBER 2002

RUN DATE: 03-APR-01
PAGE: 13
M25701

TRAN CODE	EFFECTIVE/ CONTRACTUAL/ SETTLEMENT DATE	SECURITY DESCRIPTION (LOCAL CURR/SETTLE CURR)	SHARES PAR VALUE	TRADE DATE BASE AMOUNT	INVESTMENT BASE COST	REALIZED GAIN/LOSS IN BASE CURRENCY
S	17-JUL-02 22-JUL-02	RECOTON CORP	300 000-	633 90	4,000 00-	3,426 02-
S	19-JUL-02 24-JUL-02	RECOTON CORP	100.000-	209 03	1,360 00-	1,150 97-
S	22-JUL-02 25-JUL-02	RECOTON CORP	100 000-	190 77	1,360 00-	1,161.23-
S	23-JUL-02 24-JUL-02	RECOTON CORP	100.000-	199 43	1,360.00-	1,160 57-
S	24-JUL-02 29-JUL-02	RECOTON CORP	100 000-	190 09	1,860.00-	1,161.11-
S	29-JUL-02 01-AUG-02	RECOTON CORP	200 000-	397 44	2,720 00-	2,822 56-
S	30-JUL-02 02-AUG-02	RECOTON CORP	200 000-	409 54	2,720.00-	2,310 46-
S	23-MAY-02 29-MAY-02	RENT A CTR INC NEW COM	100 000-	5,056 60	5,120 00-	2,720 60
S	24-MAY-02 30-MAY-02	RENT A CTR INC NEW COM	100 000-	5,060 60	5,120 00-	2,740 60
S	10-JUL-02 23-JUL-02	RENT A CTR INC NEW COM	100 000-	5,015 94	5,120 00-	1,007.94
S	24-JUL-02 29-JUL-02	RENT A CTR INC NEW COM	100 000-	4,721 31	5,120 00-	1,593 31

HSC F338888
HIGHLAND STREET CONNECTION
BOSTON PARTNERS SM CAP VAL II

TRANSACTION REPORT
FOR THE PERIOD 01 JANUARY 2002 THROUGH 31 DECEMBER 2002

RUN DATE: 03-APR-03
PAGE: 133
M25701

TRAN CODE	EFFECTIVE/ CONTRACTUAL/ SETTLEMENT DATE	SECURITY DESCRIPTION (LOCAL CURR/SETTLE CURR)	SHARES PAR VALUE	TRADE DATE BASE AMOUNT	INVESTMENT BASE COST	REALIZED GAIN/LOSS IN BASE CURRENCY
S	10-SEP-02 13-SEP-02	RENT A CTR INC NEW COM	220 000-	12,042.04	7,337.46-	5,504.58
S	11-SEP-02 14-SEP-02	RENT A CTR INC NEW COM	80 000-	4,623.75	4,325.04-	297.91
S	12-SEP-02 17-SEP-02	RENT A CTR INC NEW COM	150 000-	8,448.21	8,110.95-	337.26
S	03-MAY-02 06-MAY-02	RIGHT MGMT CONSULTANS INC COM	300 000-	7,994.75	5,174.55-	2,810.40
S	03-MAY-02 08-MAY-02	RIGHT MGMT CONSULTANS INC COM	200 000-	5,323.03	3,509.66-	1,734.17
S	23-JUL-02 26-JUL-02	RIGHT MGMT CONSULTANS INC COM	300 000-	6,759.88	5,384.49-	1,374.51
S	02-JAN-02 07-JAN-02	ROXIO INC COM	200 000-	3,223.89	3,100.00-	123.89
S	03-JAN-02 08-JAN-02	ROXIO INC COM	100 000-	1,608.64	1,550.00-	58.64
S	19-NOV-02 22-NOV-02	SEEIBYOND TECHNOLOGY CORP COM	2,700 000-	5,098.41	6,947.78-	3,077.57-
S	13-MAR-02 18-MAR-02	SILGAN HLDGS INC COM	100 000-	3,269.95	2,340.00-	929.95
S	18-MAR-02 21-MAR-02	SILGAN HLDGS INC COM	100 000-	3,274.04	2,340.00-	934.04

HSC F338888
HIGHLAND STREET CONNECTION
BOSTON PARTNERS SM CAP VAL II

TRANSACTION REPORT
FOR THE PERIOD 01 JANUARY 2002 THROUGH 31 DECEMBER 2002

RUN DATE: 03-APR-03
PAGE: 134
M25701

TRAN CODE	EFFECTIVE/ CONTRACTUAL/ SETTLEMENT DATE	SECURITY DESCRIPTION (LOCAL CURR/SETTLE CURR)	SHARES PAR VALUE	TRADE DATE BASE AMOUNT	INVESTMENT BASE COST	REALIZED GAIN/LOSS IN BASE CURRENCY
S	19-MAR-02 22-MAR-02	SILGAN HLDGS INC COM	235 000-	7,607.36	5,499.00-	2,108.36
S	23-APR-02 26-APR-02	SILGAN HLDGS INC COM	200 000-	8,049.51	4,680.00-	3,369.51
S	12-NOV-02 15-NOV-02	SOLA INTL INC COM	150 000-	1,801.11	2,790.75-	989.64-
S	13-NOV-02 16-NOV-02	SOLA INTL INC COM	1,650 000-	19,799.48	29,935.51-	10,186.11-
S	15-FEB-02 21-FEB-02	SOURCECORP COM	100 000-	2,343.25	3,192.00-	848.75-
S	14-JAN-02 17-JAN-02	SPANISH BROADCASTING SYS INC CL A	700 000-	5,953.50	5,943.00-	12.50
S	15-JAN-02 18-JAN-02	SPANISH BROADCASTING SYS INC CL A	200 000-	1,743.41	1,698.00-	45.41
S	07-AUG-01 12-AUG-01	STANDARD COML CORP	500 000-	5,054.92	6,211.50-	156.50-
S	05-FEB-02 08-FEB-02	STUDENT LN CORP	100 000-	8,698.64	7,752.50-	946.14
S	15-FEB-02 21-FEB-02	SYKES ENTERPRISES INC COM	2,400 000-	10,193.00	27,652.39-	9,450.51-
S	01-NOV-02 06-NOV-02	TMP WORLDWIDE INC COM	1,120 000-	14,519.50	10,614.65-	3,904.85



Mellon TrustSM
Boston Safe Deposit and Trust Company

The Highland Street Connection
2002 form 990 P/S 04-3048298

HSC F330000
HIGHLAND STREET CONNECTION
BOSTON PARTNERS SM CAP VAL II

TRANSACTION REPORT
FOR THE PERIOD 01 JANUARY 2002 THROUGH 31 DECEMBER 2002

RUN DATE: 03-APR-07
PAGE: 13
M25701

TRAN CODE	EFFECTIVE/ CONTRACTUAL/ SETTLEMENT DATE	SECURITY DESCRIPTION (LOCAL CURR/SETTLE CURR)	SHARES PAR VALUE	TRADE DATE BASE AMOUNT	INVESTMENT BASE COST	REALIZED GAIN/LOSS IN BASE CURRENCY
S	14-JAN-02 17-JAN-02	THERMAMAVE INC COM	200 000-	3,189 95	2,796 76-	483 19
S	15-JAN-02 18-JAN-02	THERMAMAVE INC COM	100 000-	1,594 97	1,353 30-	241 59
S	14-JAN-02 17-JAN-02	TIER TECHNOLOGIES INC CL B	200 000-	4,189 93	3,353 82-	836 11
S	15-JAN-02 18-JAN-02	TIER TECHNOLOGIES INC CL B	425 000-	6,509 18	7,126 87-	1,362 31
S	25-SEP-02 30-SEP-02	TIER TECHNOLOGIES INC CL B	1,295 000-	24,539 50	22,742 70-	1,796 80
S	29-MAY-02 03-JUN-02	TOLIGRADE COMMUNICATION INC	100 000-	2,012 54	2,017 95-	5 41-
S	18-SEP-02 13-SEP-02	TORI CO	40 000-	2,319 33	1,840 97-	478 86
S	12-SEP-02 17-SEP-02	TORJ CO	30 000-	1,712 31	1,380 73-	331 58
S	12-SEP-02 17-SEP-02	TORO CO	40 000-	2,275 93	1,840 97-	434 96
S	13-SEP-02 18-SEP-02	TORO CO	30 000-	1,707 57	1,300 73-	326 84
S	16-SEP-02 19-SEP-02	TORF CO	60 000-	3,395 29	2,761 46-	633 03

HSC F330000
HIGHLAND STREET CONNECTION
BOSTON PARTNERS SM CAP VAL II

TRANSACTION REPORT
FOR THE PERIOD 01 JANUARY 2002 THROUGH 31 DECEMBER 2002

RUN DATE: 03-APR-07
PAGE: 13
M25701

TRAN CODE	EFFECTIVE/ CONTRACTUAL/ SETTLEMENT DATE	SECURITY DESCRIPTION (LOCAL CURR/SETTLE CURR)	SHARES PAR VALUE	TRADE DATE BASE AMOUNT	INVESTMENT BASE COST	REALIZED GAIN/LOSS IN BASE CURRENCY
S	16-SEP-02 19-SEP-02	TORO CO	100 000-	10,103 33	9,091 90-	291 43
S	17-SEP-02 20-SEP-02	TORO CO	70 000-	3,976 28	3,046 85-	129 43
S	24-JAN-02 29-JAN-02	TURNSTONE SYS INC COM	2,000 000-	9,071 66	7,300 00-	1,771 66
S	02-MAY-02 07-MAY-02	VCA ANTECH INC COM	500 000-	7,464 07	5,525 00-	1,939 07
S	06-MAY-02 09-MAY-02	VCA ANTECH INC COM	100 000-	1,473 15	1,105 00-	368 15
S	07-MAY-02 10-MAY-02	VCA ANTECH INC COM	100 000-	1,494 93	1,105 00-	389 93
S	10-MAY-02 15-MAY-02	VCA ANTECH INC COM	100 000-	1,421 27	1,105 00-	316 27
S	13-MAY-02 16-MAY-02	VCA ANTECH INC COM	200 000-	2,073 37	2,210 00-	663 37
S	15-AUG-02 20-AUG-02	VCA ANTECH INC COM	200 000-	2,793 17	2,210 00-	583 17
S	06-FEB-02 11-FEB-02	VENTIV HEALTH INC COM	2,100 000-	2,526 26	6,342 00-	3,815 74-
S	07-JUN-02 11-JUN-02	VERIDIAN CORP DEL COM	100 000-	1,994 93	1,600 00-	394 93

HSC F350000
HIGHLAND STREET CONNECTION
BOSTON PARTNERS SM CAP VAL II

TRANSACTION REPORT
FOR THE PERIOD 01 JANUARY 2002 THROUGH 31 DECEMBER 2002

RUN DATE: 03-APR-03
PAGE: 137
M25701

TRAN CODE	EFFECTIVE/ CONTRACTUAL/ SETTLEMENT DATE	SECURITY DESCRIPTION (LOCAL CURR/SETTLE CURR)	SHARES PAR VALUE	TRADE DATE BASE AMOUNT	INVESTMENT BASE COST	REALIZED GAIN/LOSS IN BASE CURRENCY
S	18-JUN-02 21-JUN-02	VERIDIAN CORP DEL COM	300 000-	6,002 57	4,000 00-	1,202 57
S	19-JUN-02 24-JUN-02	VERIDIAN CORP DEL COM	200 000-	4,014 17	3,200 00-	814 17
S	15-NOV-02 20-NOV-02	VERINT SYSTEMS INC COM	260 000-	3,381 14	1,891 10-	1,489 96
S	18-NOV-02 21-NOV-02	VERINT SYSTEMS INC COM	140 000-	1,819 76	1,120 29-	699 47
S	25-APR-02 30-APR-02	VIGNETTE CORP COM	1,500 000-	4,043 12	6,606 13-	2,563 01-
S	26-APR-02 01-MAY-02	VIGNETTE CORP COM	200 000-	560 32	900 95-	340 63-
S	29-APR-02 02-MAY-02	VIGNETTE CORP COM	100 000-	264 49	469 02-	205.33-
S	30-APR-02 03-MAY-02	VIGNETTE CORP COM	500 000-	1,346 05	2,349 10-	1,003 05-
S	19-NOV-02 22-NOV-02	VIGNETTE CORP COM	800 000-	1,100 12	3,750 56-	2,650 44-
S	20-NOV-02 25-NOV-02	VIGNETTE CORP COM	910 000-	1,107 51	2,593.56-	1,406 05-
S	21-NOV-02 26-NOV-02	VIGNETTE CORP COM	1,250 000-	1,731 07	3,648 25-	1,937 10-

HSC F350000
HIGHLAND STREET CONNECTION
BOSTON PARTNERS SM CAP VAL II

TRANSACTION REPORT
FOR THE PERIOD 01 JANUARY 2002 THROUGH 31 DECEMBER 2002

RUN DATE: 03-APR-03
PAGE: 138
M25701

TRAN CODE	EFFECTIVE/ CONTRACTUAL/ SETTLEMENT DATE	SECURITY DESCRIPTION (LOCAL CURR/SETTLE CURR)	SHARES PAR VALUE	TRADE DATE BASE AMOUNT	INVESTMENT BASE COST	REALIZED GAIN/LOSS IN BASE CURRENCY
S	22-NOV-02 27-NOV-02	VIGNETTE CORP COM	1,060 000-	1,592 71	3,110 67-	1,517 96-
S	25-NOV-02 29-NOV-02	VIGNETTE CORP COM	1,410.000-	2,463.75	4,137 79-	1,674 04-
S	26-NOV-02 02-DEC-02	VIGNETTE CORP COM	650 000-	1,098 05	1,096 74-	797 89-
S	27-NOV-02 03-DEC-02	VIGNETTE CORP COM	820 000-	1,331 71	2,374 00-	1,043 17-
S	10-OCT-02 16-OCT-02	WMS INDS INC COM	600.000-	8,266.39	11,367 23-	3,106 84-
S	11-OCT-02 17-OCT-02	WMS INDS INC COM	440 000-	3,498 55	7,021 45-	1,522 90-
S	02-DEC-02 05-DEC-02	WMS INDS INC COM	100.000-	1,705.90	1,401 27-	302.71
S	03-DEC-02 06-DEC-02	WMS INDS INC COM	100 000-	3,145 45	2,627 60-	517.77
S	04-DEC-02 12-DEC-02 13-DEC-02	WMS INDS INC COM	90.000-	1,857.61	1,313.29-	244 32
S	06-DEC-02 12-DEC-02 15-DEC-02	WMS INDS INC COM	170 000-	2,907 00	2,480 66-	426 42
S	09-DEC-02 12-DEC-02	WMS INDS INC COM	140 000-	2,423 24	2,042 89-	380 35

HSC F330800
HIGHLAND STREET CONNECTION
BOSTON PARTNERS SM CAP VAL II

TRANSACTION REPORT
FOR THE PERIOD 01 JANUARY 2002 THROUGH 31 DECEMBER 2002

RUN DATE: 03-APR-0
PAGE: 13
M25701

TRAN CODE	EFFECTIVE/ CONTRACTUAL/ SETTLEMENT DATE	SECURITY DESCRIPTION (LOCAL CURR/SETTLE CURR)	SHARES PAR VALUE	TRADE DATE BASE AMOUNT	INVESTMENT BASE COST	REALIZED GAIN/LOSS IN BASE CURRENCY
S	10-DEC-02 13-DEC-02	WMS INDS INC COM	140 000-	2,370 03	2,042 89-	325.14
S	10-MAY-02 10-MAY-02	HACKENHUT CORP CL B COM	500 000-	16,500 00	8,107 50-	8,312 50
S	05-FEB-02 08-FEB-02	WILSONS LEATHER EXPERTS INC COM	400 000-	4,100 77	4,888 00-	707.23-
S	07-FEB-02 12-FEB-02	WILSONS LEATHER EXPERTS INC COM	200 000-	2,003 58	2,444 00-	360 42-
S	08-FEB-02 13-FEB-02	WILSONS LEATHER EXPERTS INC COM	300 000-	3,117 13	3,666 00-	540 07-
S	26-JUL-02 31-JUL-02	WORLD FUEL SVC CORP	200 000-	4,025 45	3,341 00-	684 45
S	29-MAY-02 03-JUN-02	WRIGHT MED GROUP INC COM	100 000-	2,011 12	2,226 78-	215 66-
S	30-MAY-02 04-JUN-02	WRIGHT MED GROUP INC COM	25 000-	511.45	574 72-	0 63.21-

HSC F330800
HIGHLAND STREET CONNECTION
BOSTON PARTNERS SM CAP VAL II

TRANSACTION REPORT
FOR THE PERIOD 01 JANUARY 2002 THROUGH 31 DECEMBER 2002

RUN DATE: 03-APR-0
PAGE: 14
M25701

TRAN CODE	EFFECTIVE/ CONTRACTUAL/ SETTLEMENT DATE	SECURITY DESCRIPTION (LOCAL CURR/SETTLE CURR)	SHARES PAR VALUE	TRADE DATE BASE AMOUNT	INVESTMENT BASE COST	REALIZED GAIN/LOSS IN BASE CURRENCY
TOTAL EQUITY						
		TRADED - SETTLED CURRENT PERIOD U.S. DOLLAR		2,110,101.46	2,125,770 49-	15,597 03-
		TRADED - PENDING SETTLEMENT U.S. DOLLAR		549.72	677.25-	127 53-
		SETTLED - TRADED PRIOR PERIOD U.S. DOLLAR		3,069.95	0 00	
VENTURE CAPITAL						
<u>U.S. DOLLAR</u>						
S	06-AUG-01 09-AUG-01	ENBRIDGE ENERGY PARTNERS LP COM	100 000-	4,184.70	4,120.80-	14 20
TOTAL SALES						
		TRADED - SETTLED CURRENT PERIOD U.S. DOLLAR		5,767,007.00	5,703,035 40-	15,227.60-
		TRADED - PENDING SETTLEMENT U.S. DOLLAR		549.72	677 25-	127 53-
		SETTLED - TRADED PRIOR PERIOD U.S. DOLLAR		3,069.95	0 00	

HSC F330000
HIGHLAND STREET CONNECTION
BOSTON PARTNERS SM CAP VAL II

TRANSACTION REPORT
FOR THE PERIOD 01 JANUARY 2002 THROUGH 31 DECEMBER 2002

RUN DATE: 03-APR-03
PAGE: 141
M25701

TRAN CODE	EFFECTIVE/ CONTRACTUAL/ SETTLEMENT DATE	SECURITY DESCRIPTION (LOCAL CURR/SETTLE CURR)	SHARES PAR VALUE	TRADE DATE BASE AMOUNT	INVESTMENT BASE COST	REALIZED GAIN/LOSS IN BASE CURRENCY
CORPORATE ACTIONS						
U.S. DOLLAR						
INT	01-MAR-02	300 000 AMBASSADORS GROUP INC COM NON TAXABLE DISTRIBU FROM AMBASSADORS INTERNAT		0 00	3,299 57	
MBV	01-MAR-02	AMBASSADORS INTERNATIONAL NON TAXABLE DIST COS TO AMBASSADORS GROUP IN		0 00	3,299 57-	
SS	03-JUL-02	12 500 BERKLE/ W R CORP COM STOCK SPLIT 150% EX 03JUL, PAY 02JUL, REC 17JUN		0 00	0 00	
MM	10-JUL-02	1,093 500 BROOKLINE BANCORP INC DEL COM MERGER EFFECTIVE: 10-JUL-02 FROM BROOKLINE BANCORP IN		0 00	8,387 00	
SW	25-JUL-02	010- BROOKLINE BANCORP INC DEL COM UNIT ADJ DUE TO ROUNDING		0 00	0 15-	15-
SS	10-JUL-02	593 500 BROOKLINE BANCORP INC COM STOCK SPLIT 210% EX 10JUL, PAY 10JUL, REC 00		0 00	0 00	

HSC F330000
HIGHLAND STREET CONNECTION
BOSTON PARTNERS SM CAP VAL II

TRANSACTION REPORT
FOR THE PERIOD 01 JANUARY 2002 THROUGH 31 DECEMBER 2002

RUN DATE: 03-APR-03
PAGE: 142
M25701

TRAN CODE	EFFECTIVE/ CONTRACTUAL/ SETTLEMENT DATE	SECURITY DESCRIPTION (LOCAL CURR/SETTLE CURR)	SHARES PAR VALUE	TRADE DATE BASE AMOUNT	INVESTMENT BASE COST	REALIZED GAIN/LOSS IN BASE CURRENCY
MM	10-JUL-02	1,093 500- BROOKLINE BANCORP INC COM MERGER EFFECTIVE: 10-JUL-02 TO BROOKLINE BANCORP IN		0 00	8,387.00-	
SS	25-NOV-02	590 000 COOPER COS INC COM NEW STOCK SPLIT 200% EX 25NOV, PAY 22NOV, REC 14NOV		0 00	0 00	
MM	15-FEB-02	100 000- F V I INC NON CUSIP 036167106 MERGER EFFECTIVE: 15-FEB-02 TO SOURCECORP COM		0 00	3,192 00-	
SS	03-JUN-02	162 500 FLAOSTAR BANCORP INC COM STOCK SPLIT 150% EX 03JUN, PAY 31MAY, REC 15MAY		0 00	0 00	
MM	05-JUN-02	1,400.000 GEVITY HR INC COM MERGER EFFECTIVE: 05-JUN-02 FROM STAFF LEASING INC CO		0 00	2,660 00	
MM	08-MAY-02	1,500 000 OFATTECH INTERNATIONAL LTD COM MERGER EFFECTIVE: 08-MAY-02 FROM UCAR INTL INC COM		0 00	14,863 65	



Mellon TrustSM
Boston Safe Deposit and Trust Company

The Highland Street Connection
2002 Form 990 P/g 04-3048298

HSC F358888
HIGHLAND STREET CONNECTION
BOSTON PARTNERS SM CAP VAL II

TRANSACTION REPORT
FOR THE PERIOD 01 JANUARY 2002 THROUGH 31 DECEMBER 2002

RUN DATE: 03-APR-03
PAGE: 14
M25701

TRAN CODE	EFFECTIVE/ CONTRACTUAL SETTLEMENT DATE	SECURITY DESCRIPTION (LOCAL CURR/SETTLE CURR)	SHARES PAR VALUE	TRADE DATE BASE AMOUNT	INVESTMENT BASE COST	REALIZED GAIN/LOSS IN BASE CURRENCY
SS	02-JAN-02	200,000 HILZ ROGAL & HAMILTON CO STOCK SPLIT 200X EX 02JAN, PAY 31DEC, REC 14DEC		0 00	0 00	
SW	01-JUL-02	400 000- IVEI(PACKAGING CORP DEL COM DEL VER SHARES FOR 695160101		0 00	7,690 00-	7,690 00-
CD	01-JUL-02	IVEI(PACKAGING CORP DEL COM CASH FOR SPIN 695160101		0,600 00	0 00	0,600.00
SS	01-JUL-02	100 000 J JILL GROUP INC COM STOCK SPLIT 150X EX 01JUL, PAY 26JUN, REC 14JUN		0 00	0 00	
MM	02-JAN-02	5,500 000 MPS GROUP INC MERGER EFFECTIVE: 102-JAN-02 FROM MOIIS PROF SVCS INC		0 00	50,720.00	
MM	02-JAN-02	5,500 000- MOIIS PROF SVCS INC COM NOW CUSIP 553409103 MERGER EFFECTIVE: 102-JAN-02 TO MPS GROUP INC		0 00	50,720.00-	
SS	02-MAY-02	625 000 OPTION CARE INC STOCK SPLIT 125X EX 02MAY, PAY 01MAY, REC 10APR		0 00	0 00	

HSC F358888
HIGHLAND STREET CONNECTION
BOSTON PARTNERS SM CAP VAL II

TRANSACTION REPORT
FOR THE PERIOD 01 JANUARY 2002 THROUGH 31 DECEMBER 2002

RUN DATE: 03-APR-03
PAGE: 14
M25701

TRAN CODE	EFFECTIVE/ CONTRACTUAL SETTLEMENT DATE	SECURITY DESCRIPTION (LOCAL CURR/SETTLE CURR)	SHARES PAR VALUE	TRADE DATE BASE AMOUNT	INVESTMENT BASE COST	REALIZED GAIN/LOSS IN BASE CURRENCY
SD	01-JUL-02	00 000 PACKAGING DYNAMICS CORP FROM RECEIVE SHARES FOR 465855104		0 00	560.00	560.00
MM	15-FEB-02	100 000 SOURCECORP COM MERGER EFFECTIVE: 115-FEB-02 FROM F V I INC		0 00	3,192.00	
MM	05-JUN-02	1,400 000- STAFF LEASING INC COM MERGER EFFECTIVE: 105-JUN-02 TO DEVITY HR INC		0.00	2,660.00-	
MM	00-MAY-02	1,500 000- UCAR INTL INC COM MERGER EFFECTIVE: 100-MAY-02 TO GRAFTECH INTERNATIONAL		0 00	14,063 65-	

The Highland Street Connection
 2002 form 990 p/g 04-3048298

HSC F330000
 HIGHLAND STREET CONNECT ON
 BOSTON PARTNERS SM CAP 'VAL II

TRANSACTION REPORT
 FOR THE PERIOD 01 JANUARY 2002 THROUGH 31 DECEMBER 2002

RUN DATE: 03-APR-03
 PAGE: 145
 M25701

TRAN CODE	EFFECTIVE/ CONTRACTUAL/ SETTLEMENT DATE	SECURITY DESCRIPTION (LOCAL CURR/SETTLE CURR)	SHARES PAR VALUE	TRADE DATE BASE AMOUNT	INVESTMENT BASE COST	REALIZED GAIN/LOSS IN BASE CURRENCY
TOTAL CORPORATE ACTIONS						
		U S DOLLAR		8,600 00	7,130 15-	1,469 07
<u>TOTAL ACTIVITY OF U.S. DOLLAR</u>				27,270 66-	2,472,527.29	13,085 26-
<u>GRAND TOTAL ACTIVITY (BASE VALUE)</u>				27,270.66-	2,472,527 29	13,085 26-

HSC F330900
HIGHLAND STREET CONNECTION
M A WEATHERBIE & CO, INC

TRAN CODE	EFFECTIVE/ CONTRACTUAL/ SETTLEMENT DATE	SECURITY DESCRIPTION (LOCAL CURR/SETTLE CURR)	SHARES PAR VALUE	TRADE DATE BASE AMOUNT	INVESTMENT BASE COST	REALIZED GAIN/LOSS IN BASE CURRENCY
S	20-NOV-02 20-NOV-02	HSC CLIENT CASH INVESTMENT TR	14,485 500-	14,485 50	14,485 50-	
S	25-NOV-02 25-NOV-02	HSC CLIENT CASH INVESTMENT TR	15,937 000-	15,937 00	15,937 00-	
S	12-DEC-02 12-DEC-02	HSC CLIENT CASH INVESTMENT TR	5,787 200-	5,787 20	5,787 20-	
S	18-DEC-02 18-DEC-02	HSC CLIENT CASH INVESTMENT TR	53,909 210-	53,909 21	53,909 21-	
S	26-DEC-02 26-DEC-02	HSC CLIENT CASH INVESTMENT TR	14,059 200-	14,059 20	14,059 20-	
S	27-DEC-02 27-DEC-02	HSC CLIENT CASH INVESTMENT TR	23,566 290-	23,566 29	23,566 29-	
S	30-DEC-02 30-DEC-02	HSC CLIENT CASH INVESTMENT TR	4,268 720-	4,268 72	4,268 72-	

HSC F330900
HIGHLAND STREET CONNECTION
M A WEATHERBIE & CO, INC

TRANSACTION REPORT
FOR THE PERIOD 01 JANUARY 2002 THROUGH 31 DECEMBER 2002

RUN DATE: 03-APR-03
PAGE: 26
M25701

TRAN CODE	EFFECTIVE/ CONTRACTUAL/ SETTLEMENT DATE	SECURITY DESCRIPTION (LOCAL CURR/SETTLE CURR)	SHARES PAR VALUE	TRADE DATE BASE AMOUNT	INVESTMENT BASE COST	REALIZED GAIN/LOSS IN BASE CURRENCY
TOTAL CASH & CASH EQUIVALENTS						
TRADED - SETTLED CURRENT PERIOD						
		U S DOLLAR		0,264,263 20	0,264,263.20-	0.00
TRADED - PENDING SETTLEMENT						
		U S DOLLAR		0.00	0.00	0.00
SETTLED - TRADED PRIOR PERIOD						
		U.S. DOLLAR		0.00	0.00	
EQUITY						
<u>U.S. DOLLAR</u>						
S	17-SEP-02 20-SEP-02	ADVENT SOFTWARE INC	450 000-	8,045 06	15,743 91-	6,698 85-
S	31-JUL-02 05-AUG-02	ASPEN TECHNOLOGY INC COM	880 000-	3,565 56	6,344.71-	2,779.15-
S	02-OCT-02 07-OCT-02	CATALINA MKTG CORP COM	1,460 000-	32,065 25	40,114.00-	14,049 55-
S	13-NOV-02 18-NOV-02	CATALINA MKTG CORP COM	1,290 000-	25,187 77	35,836 20-	10,648.43-
S	19-NOV-02 22-NOV-02	CATALINA MKTG CORP COM	1,160 000-	23,535 83	32,224 80-	8,689 47-
S	27-SEP-02 02-OCT-02	CHILDREN'S PL RETAIL STORES INC COM	2,500 000-	27,796 40	64,994 80-	37,197 60-

HSC F330990
HIGHLAND STREET CONNECTION
M A WEATHERBIE & CO, INC

TRANSACTION REPORT
FOR THE PERIOD 01 JANUARY 2002 THROUGH 31 DECEMBER 2002

RUN DATE: 03-APR-01
PAGE: 2
H25701

TRAN CODE	EFFECTIVE/ CONTRACTUAL/ SETTLEMENT DATE	SECURITY DESCRIPTION (LOCAL CURR/SETTLE CURR)	SHARES PAR VALUE	TRADE DATE BASE AMOUNT	INVESTMENT BASE COST	REALIZED GAIN/LOSS IN BASE CURRENCY
S	27-SEP-02 02-OCT-02	CHILDREN'S PL RETAIL STORES INC COM	700 000-	7,993 54	10,190 32-	10,204 70-
S	11-NOV-02 14-NOV-02	DIANON SYS INC	750 000-	34,971 59	26,170 00-	0,793 51
S	16-JUL-02 19-JUL-02	FASTENAL CO	040 000-	32,533 64	32,575 62-	41.90-
S	22-JUL-02 25-JUL-02	FASTENAL CO	115 000-	3,940 06	4,302 20-	441.34-
S	24-JUL-02 29-JUL-02	FASTENAL CO	357 000-	12,510 57	13,044 64-	1,526 07-
S	25-SEP-02 30-SEP-02	FINANCIAL FED CORP	1,011 000-	32,223 04	33,090 42-	874 50-
S	26-SEP-02 01-OCT-02	FINANCIAL FED CORP	040 000-	27,073 39	27,500 17-	426 70-
S	27-SEP-02 02-OCT-02	FINANCIAL FED CORP	140 000-	4,409 16	4,503 36-	174 20-
S	30-SEP-02 03-OCT-02	FINANCIAL FED CORP	247 000-	7,709 07	6,006 36-	376 49-
S	01-OCT-02 04-OCT-02	FINANCIAL FED CORP	250 000-	0,033 50	0,104.50-	151 00-
S	03-OCT-02 06-OCT-02	FINANCIAL FED CORP	230 000-	7,245 77	7,529 01-	204 04-

HSC F330990
HIGHLAND STREET CONNECTION
M A WEATHERBIE & CO, INC

TRANSACTION REPORT
FOR THE PERIOD 01 JANUARY 2002 THROUGH 31 DECEMBER 2002

RUN DATE: 03-APR-01
PAGE: 2
H25701

TRAN CODE	EFFECTIVE/ CONTRACTUAL/ SETTLEMENT DATE	SECURITY DESCRIPTION (LOCAL CURR/SETTLE CURR)	SHARES PAR VALUE	TRADE DATE BASE AMOUNT	INVESTMENT BASE COST	REALIZED GAIN/LOSS IN BASE CURRENCY
S	04-OCT-02 09-OCT-02	FINANCIAL FED CORP	490 000-	15,103 32	16,041 77-	850.45-
S	27-NOV-02 03-DEC-02	INTERMUNE INC COM	600 000-	21,209 04	13,679 74-	7,629.30
S	29-NOV-02 04-DEC-02	INTERMUNE INC COM	210 000-	6,474 46	4,193 74-	2,200 72
S	02-DEC-02 05-DEC-02	INTERMUNE INC COM	930 000-	27,071 54	23,599.63-	4,271 91
S	10-DEC-02 13-DEC-02	INTERMUNE INC COM	750 000-	22,470 05	21,059.65-	619.20
S	11-DEC-02 16-DEC-02	INTERMUNE INC COM	300.000-	11,220 47	11,195.56-	82.91
S	12-DEC-02 17-DEC-02	INTERMUNE INC COM	130 000-	3,015 07	3,050 06-	14.19-
S	25-SEP-02 30-SEP-02	INVESTMENT TECH GRP COM NEW	900.000-	25,392 19	20,556.19-	3,164.00-
S	24-SEP-02 01-OCT-02	INVESTMENT TECH GRP COM NEW	660 000-	19,203 10	20,941 21-	1,730.03-
S	30-SEP-02 03-OCT-02	INVESTMENT TECH GRP COM NEW	110 000-	3,196 50	3,490 20-	293 70-
S	01-OCT-02 04-OCT-02	INVESTMENT TECH GRP COM NEW	200 000-	5,940 04	6,345 02-	377.70-

HSC F330990
HIGHLAND STREET CONNECTION
M A WEATHERBIE & CO, INC

TRANSACTION REPORT
FOR THE PERIOD 01 JANUARY 2002 THROUGH 31 DECEMBER 2002

RUN DATE: 03-APR-03
PAGE: 29
M25701

TRAN CODE	EFFECTIVE/ CONTRACTUAL/ SETTLEMENT DATE	SECURITY DESCRIPTION (LOCAL CURR/SETTLE CURR)	SHARES PAR VALUE	TRADE DATE BASE AMOUNT	INVESTMENT BASE COST	REALIZED GAIN/LOSS IN BASE CURRENCY
S	03-OCT-02 08-OCT-02	INVESTMENT TECH GRP COM NEW	360 000-	10,499 26	11,422 48-	923 22-
S	06-DEC-02 11-DEC-02	INVESTMENT TECH GRP COM NEW	370 000-	8,683 63	11,739 77-	3,056 14-
S	04-OCT-02 09-OCT-02	INVESTORS FINANCIAL SVCS CP	470.000-	10,600 06	15,537 59-	4,937 53-
S	07-OCT-02 10-OCT-02	INVESTORS FINANCIAL SVCS CP	110 000-	2,253 21	3,636 46-	1,483 25-
S	08-OCT-02 11-OCT-02	INVESTORS FINANCIAL SVCS CP	280 000-	5,911 99	9,256 44-	3,344 45-
S	14-OCT-02 17-OCT-02	LINCARE HLDOS INC COM	510 000-	17,195 06	15,790 77-	1,405 09
S	15-OCT-02 18-OCT-02	LINCARE HLDOS INC COM	970 000-	33,294 02	30,033 43-	3,261 59
S	17-OCT-02 22-OCT-02	LINCARE HLDOS INC COM	930 000-	31,576 12	26,794 94-	2,783 18
S	19-NOV-02 22-NOV-02	LINCARE HLDOS INC COM	370 000-	12,161 05	11,456 05-	705 00
S	20-DEC-02 26-DEC-02	LINCARE HLDOS INC COM	960 000-	30,347 37	29,723 01-	624 36
S	06-DEC-02 11-DEC-02	MICREL INC	1,010 000-	17,772 76	25,370 59-	7,597 03-

HSC F330990
HIGHLAND STREET CONNECTION
M A WEATHERBIE & CO, INC

TRANSACTION REPORT
FOR THE PERIOD 01 JANUARY 2002 THROUGH 31 DECEMBER 2002

RUN DATE: 03-APR-03
PAGE: 30
M25701

TRAN CODE	EFFECTIVE/ CONTRACTUAL/ SETTLEMENT DATE	SECURITY DESCRIPTION (LOCAL CURR/SETTLE CURR)	SHARES PAR VALUE	TRADE DATE BASE AMOUNT	INVESTMENT BASE COST	REALIZED GAIN/LOSS IN BASE CURRENCY
S	09-DEC-02 12-DEC-02	MICREL INC	620 000-	5,690 60	5,481 74-	208 86
S	22-JUL-02 23-JUL-02	MICROCHIP TECHNOLOGY INC COM	770 000-	10,330 14	20,220 02-	1,090 60-
S	19-NOV-02 22-NOV-02	OUTBACK STEAKHOUSE INC COM	500.000-	19,291 43	20,400 28-	1,108 85-
S	23-JUL-02 24-JUL-02	PATTERSON UTI ENERGY INC COM	1,040.000-	22,720 71	29,043 11-	7,122 40-
S	06-DEC-02 11-DEC-02	PERICOM SEMICONDUCTOR CORP COM	770.000-	5,041 50	8,035 06-	2,993 56-
S	06-DEC-02 11-DEC-02	RETEC INC COM	860 000-	2,951 33	10,666 90-	15,715 57-
S	09-DEC-02 12-DEC-02	RETEC INC COM	1,300.000-	4,167 54	20,217 41-	24,049 87-
S	10-DEC-02 13-DEC-02	RETEC INC COM	340 000-	1,045 32	7,379 94-	6,334 62-
S	08-AUG-02 13-AUG-02	ROBERT HALF INTL INC COM	4,940.000-	04,742 05	114,214 77-	29,472 12-
S	30-SEP-02 03-OCT-02	ROBERT HALF INTL INC COM	1,670 000-	26,069 91	30,611 07-	12,541 16-
S	07-NOV-02 13-NOV-02	TMP WORLDWIDE INC COM	1,200 000-	15,962 52	26,445 44-	10,482 92-

HSC F330900
HIGHLAND STREET CONNECTION
M A WEATHERBIE & CO., INC

TRANSACTION REPORT
FOR THE PERIOD 01 JANUARY 2002 THROUGH 31 DECEMBER 2002

RUN DATE: 03-APR-03
PAGE: 51
M25701

TRAN CODE	EFFECTIVE/ CONTRACTUAL/ SETTLEMENT DATE	SECURITY DESCRIPTION (LOCAL CURR/SETTLE CURR)	SHARES PAR VALUE	TRADE DATE BASE AMOUNT	INVESTMENT BASE COST	REALIZED GAIN/LOSS IN BASE CURRENCY
S	13-SEP-02 18-SEP-02	NEST CORP COM	1,010 000-	27,005 47	40,300 70-	13,803 23-
S	27-SEP-02 02-OCT-02	YANKEE CANDLE INC COM	2,090 000-	34,955 06	54,326 42-	19,370 56-
TOTAL EQUITY						
TRADED - SETTLED CURRENT PERIOD U S DOLLAR				910,723 75	1,144,775 54-	234,051 79-
TRADED - PENDING SETTLEMENT U S DOLLAR				0 00	0 00	0 00
SETTLED - TRADED PRIOR PERIOD U S DOLLAR				0 00	0 00	
TOTAL SALES						
TRADED - SETTLED CURRENT PERIOD U S DOLLAR				9,174,986 95	9,409,030 74-	234,051 79-
TRADED - PENDING SETTLEMENT U S DOLLAR				0 00	0 00	0 00
SETTLED - TRADED PRIOR PERIOD U S DOLLAR				0 00	0 00	

HSC F330900
HIGHLAND STREET CONNECTION
M A WEATHERBIE & CO., INC

TRANSACTION REPORT
FOR THE PERIOD 01 JANUARY 2002 THROUGH 31 DECEMBER 2002

RUN DATE: 03-APR-03
PAGE: 3
M25701

TRAN CODE	EFFECTIVE/ CONTRACTUAL/ SETTLEMENT DATE	SECURITY DESCRIPTION (LOCAL CURR/SETTLE CURR)	SHARES PAR VALUE	TRADE DATE BASE AMOUNT	INVESTMENT BASE COST	REALIZED GAIN/LOSS IN BASE CURRENCY
TOTAL ACTIVITY OF U.S. DOLLAR				25,676.22-	7,774,647.24	234,051 79-
GRAND TOTAL ACTIVITY (BASE VALUE)				25,676 22-	7,774,647.24	234,051 79-

HSC F330100
THE HIGHLAND STREET CONNECTION
MPAM LARGE CAP EQUITY

TRANSACTION REPORT
FOR THE PERIOD 01 JANUARY 2002 THROUGH 31 DECEMBER 2002

RUN DATE: 03-APR-03
PAGE: 37
M25701

TRAN CODE	EFFECTIVE/ CONTRACTUAL/ SETTLEMENT DATE	SECURITY DESCRIPTION (LOCAL CURR/SETTLE CURR)	SHARES PAR VALUE	TRADE DATE BASE AMOUNT	INVESTMENT BASE COST	REALIZED GAIN/LOSS IN BASE CURRENCY
S	09-AUG-02 09-AUG-02	HSC CLIENT CASH INVESTMENT TR	144,667 370-	146,667 37	146,667 37-	
S	15-AUG-02 15-AUG-02	HSC CLIENT CASH INVESTMENT TR	15,093 670-	15,093 67	15,093 67-	
S	22-AUG-02 22-AUG-02	HSC CLIENT CASH INVESTMENT TR	47,051 420-	47,051 42	47,051 42-	
S	23-AUG-02 23-AUG-02	HSC CLIENT CASH INVESTMENT TR	56,571 390-	56,571 39	56,571 39-	
S	29-AUG-02 29-AUG-02	HSC CLIENT CASH INVESTMENT TR	1,756 370-	1,756 37	1,756 37-	
S	05-SEP-02 05-SEP-02	HSC CLIENT CASH INVESTMENT TR	60,140 600-	60,140 60	60,140 60-	
S	09-OCT-02 09-OCT-02	HSC CLIENT CASH INVESTMENT TR	30,307 220-	30,307 22	30,307 22-	
S	10-OCT-02 10-OCT-02	HSC CLIENT CASH INVESTMENT TR	27,413 260-	27,413 26	27,413 26-	
S	24-OCT-02 24-OCT-02	HSC CLIENT CASH INVESTMENT TR	12,014 200-	12,014 20	12,014 20-	
S	25-OCT-02 25-OCT-02	HSC CLIENT CASH INVESTMENT TR	95,772 100-	95,772 10	95,772 10-	
S	21-NOV-02 21-NOV-02	HSC CLIENT CASH INVESTMENT TR	151,040 130-	151,040 13	151,040 13-	

HSC F330100
THE HIGHLAND STREET CONNECTION
MPAM LARGE CAP EQUITY

TRANSACTION REPORT
FOR THE PERIOD 01 JANUARY 2002 THROUGH 31 DECEMBER 2002

RUN DATE: 03-APR-03
PAGE: 38
M25701

TRAN CODE	EFFECTIVE/ CONTRACTUAL/ SETTLEMENT DATE	SECURITY DESCRIPTION (LOCAL CURR/SETTLE CURR)	SHARES PAR VALUE	TRADE DATE BASE AMOUNT	INVESTMENT BASE COST	REALIZED GAIN/LOSS IN BASE CURRENCY
S	29-NOV-02 29-NOV-02	HSC CLIENT CASH INVESTMENT TR	5,043 560-	5,043 56	5,043 56-	
S	19-DEC-02 19-DEC-02	HSC CLIENT CASH INVESTMENT TR	40,000 000-	40,000 00	40,000 00-	
S	27-DEC-02 27-DEC-02	HSC CLIENT CASH INVESTMENT TR	43,930 960-	43,930 96	43,930 96-	

TOTAL
CASH & CASH EQUIVALENTS
TRADED - SETTLED CURRENT PERIOD
U S DOLLAR

3,106,376 29 3,106,376 29- 0 00

TRADED - PENDING SETTLEMENT
U S DOLLAR

0 00 0 00 0 00

SETTLED - TRADED PRIOR PERIOD
U S DOLLAR

0 00 0 00

EQUITY

U.S. DOLLAR

S	01-FEB-02 06-FEB-02	ACE LTD CAYMAN IS ORD SHS ADR	4,670 000-	104,033 52	146,785 94-	37,247 50
S	02-APR-02 05-APR-02	AOL TIME WARNER INC COM	2,210 000-	52,066 03	64,042 71-	12,776 60-
S	02-APR-02 05-APR-02	AOL TIME WARNER INC COM	1,940 000-	45,458 65	59,516 01-	18,938 16-



Mellon TrustSM
Boston Safe Deposit and Trust Company

The Highland Street Connection
2002 Form 990 P/g 04-3048298

MSC F330100
THE HIGHLAND STREET CONNECTION
MPAM LARGE CAP EQUITY

TRANSACTION REPORT
FOR THE PERIOD 01 JANUARY 2002 THROUGH 31 DECEMBER 2002

RUN DATE: 03-APR-0
PAGE: 3
M25701

TRAN CODE	EFFECTIVE/ CONTRACTUAL/ SETTLEMENT DATE	SECURITY DESCRIPTION (LOCAL CURR/SETTLE CURR)	SHARES PAR VALUE	TRADE DATE BASE AMOUNT	INVESTMENT BASE COST	REALIZED GAIN/LOSS IN BASE CURRENCY
S	26-AUG-02 29-AUG-02	ADL TIME WARNER INC COM	0,020 000-	95,448 74	356,705 27-	261,256 53-
S	14-AUG-02 21-AUG-02	ABBOTT LABS COM	1,210 000-	48,327 63	14,604 93-	16,277 30-
S	30-AUG-02 05-SEP-02	ABBOTT LABS COM	100 000-	4,043 07	5,339.25-	1,295 30-
S	30-AUG-02 05-SEP-02	ABBOTT LABS COM	2,838 000-	114,427 60	151,100 77-	36,673 17-
S	04-SEP-02 09-SEP-02	ABBOTT LABS COM	1,530 000-	59,407 95	81,474 96-	22,067 01-
S	10-NOV-02 21-NOV-02	ALIERA CORP COM	4,220 000-	50,535 08	157,112 22-	106,577 14-
S	02-APR-02 05-APR-02	AMERICAN INTL GROUP INC COM	1,170 000-	141,514 77	73,631 71-	67,965 06
S	02-APR-02 05-APR-02	AMERICAN INTL GROUP INC COM	90 000-	6,532 90	4,200 86-	2,234 04
S	17-MAY-02 22-MAY-02	AMERISOURCEBERGEN CORP COM	630 000-	47,993 78	37,651 45-	10,342 33
S	25-JUN-02 28-JUN-02	AVON PRODS INC COM	1,040 000-	88,465 45	72,165 54-	16,299 91
S	24-JUN-02 01-JUL-02	AVON PRODS INC COM	2,410 000-	116,175 60	106,691 08-	9,484 52

MSC F330100
THE HIGHLAND STREET CONNECTION
MPAM LARGE CAP EQUITY

TRANSACTION REPORT
FOR THE PERIOD 01 JANUARY 2002 THROUGH 31 DECEMBER 2002

RUN DATE: 03-APR-0
PAGE: 4
M25701

TRAN CODE	EFFECTIVE/ CONTRACTUAL/ SETTLEMENT DATE	SECURITY DESCRIPTION (LOCAL CURR/SETTLE CURR)	SHARES PAR VALUE	TRADE DATE BASE AMOUNT	INVESTMENT BASE COST	REALIZED GAIN/LOSS IN BASE CURRENCY
S	14-AUG-02 21-AUG-02	BP PLC SPONSORED ADR	1,760 000-	84,071 60	91,063 99-	6,992 39-
S	03-JUN-02 06-JUN-02	BAXTER INTL INC COM	2,770 000-	148,760 06	148,100 02-	679 24
S	16-OCT-02 21-OCT-02	BEST BUY INC COM	1,080 000-	36,400 59	71,433.36-	35,032 77-
S	17-OCT-02 22-OCT-02	BEST BUY INC COM	2,065 000-	41,050 70	48,701.05-	6,650 35-
S	02-APR-02 05-APR-02	BRISTOL MYERS SQUIBB CO COM	1,940 000-	74,364 74	104,735.36-	30,370.62-
S	01-FEB-02 06-FEB-02	CALPINE CORP COM	4,530 000-	50,795 03	102,040.77-	131,245 74-
S	16-AUG-02 21-AUG-02	CATERPILLAR INC	2,530 000-	110,103 49	127,552 40-	17,360 99-
S	14-AUG-02 21-AUG-02	CATERPILLAR INC	750 000-	32,564 01	38,027 25-	5,268 24-
S	20-DEC-02 24-DEC-02	CHUBB CORP COM	1,900 000-	106,346 55	100,709 13-	562 50-
S	04-OCT-02 09-OCT-02 10-OCT-02	CITIGROUP INC COM	3,670 000-	103,010 15	131,952.64-	27,942 49-
S	01-FEB-02 06-FEB-02 11-FEB-02	COCA COLA CO COM	5,620 000-	247,090 69	345,431 10-	98,332.41-

HSC F330100
THE HIGHLAND STREET CONNECTION
MPAM LARGE CAP EQUITY

TRANSACTION REPORT
FOR THE PERIOD 01 JANUARY 2002 THROUGH 31 DECEMBER 2002

RUN DATE: 03-APR-03
PAGE: 41
M25701

TRAN CODE	EFFECTIVE/ CONTRACTUAL/ SETTLEMENT DATE	SECURITY DESCRIPTION (LOCAL CURR/SETTLE CURR)	SHARES PAR VALUE	TRADE DATE BASE AMOUNT	INVESTMENT BASE COST	REALIZED GAIN/LOSS IN BASE CURRENCY
S	04-FEB-02 07-FEB-02 11-FEB-02	COCA COLA CO COM	1,710 000-	76,455 52	133,833 92-	57,378 40-
S	11-JUN-02 14-JUN-02	COMCAST CORP CL A SPL	610 000-	14,287 47	26,112 94-	11,825 47-
S	11-JUN-02 14-JUN-02	COMCAST CORP CL A SPL	780 000-	18,774 97	33,390 52-	14,615.35-
S	12-JUN-02 17-JUN-02	COMCAST CORP CL A SPL	1,270 000-	30,119 43	54,991 22-	24,781 79-
S	12-JUN-02 17-JUN-02	COMCAST CORP CL A SPL	520 000-	12,244 59	21,737 25-	9,492 66-
S	17-MAY-02 22-MAY-02	COSTCO WHSL CORP NEW COM	1,310 000-	53,731 31	54,134 85-	433 52-
S	03-JUN-02 06-JUN-02	COSTCO WHSL CORP NEW COM	1,070 000-	41,764 80	44,241 59-	2,476 78-
S	04-JUN-02 07-JUN-02	COSTCO WHSL CORP NEW COM	1,750 000-	67,674 49	72,357 60-	4,683 11-
S	05-JUN-02 10-JUN-02	COSTCO WHSL CORP NEW COM	640 000-	25,215 85	26,604 80-	1,470 97-
S	18-JAN-02 24-JAN-02 25-JAN-02	DOM CHEM CO COM	3,660 000-	97,296 70	124,800 35-	27,583 65-
S	03-JUN-02 06-JUN-02	EMI CORP MASS	10,156 000-	69,799 85	221,635 47-	151,836 42-

HSC F330100
THE HIGHLAND STREET CONNECTION
MPAM LARGE CAP EQUITY

TRANSACTION REPORT
FOR THE PERIOD 01 JANUARY 2002 THROUGH 31 DECEMBER 2002

RUN DATE: 03-APR-03
PAGE: 42
M25701

TRAN CODE	EFFECTIVE/ CONTRACTUAL/ SETTLEMENT DATE	SECURITY DESCRIPTION (LOCAL CURR/SETTLE CURR)	SHARES PAR VALUE	TRADE DATE BASE AMOUNT	INVESTMENT BASE COST	REALIZED GAIN/LOSS IN BASE CURRENCY
S	25-SEP-02 30-SEP-02	EL PASO CORP COM	800 000-	6,151 81	26,022 69-	19,871 59-
S	25-SEP-02 30-SEP-02	EL PASO CORP COM	1,140 000-	7,723 72	31,846 23-	24,116 51-
S	26-SEP-02 01-OCT-02	EL PASO CORP COM	1,868 000-	14,354 82	90,501 87-	76,227 85-
S	01-FEB-02 06-FEB-02	ELAN PLC ADR	3,140 000-	90,878.23	95,932 84-	5,062 31-
S	25-SEP-02 30-SEP-02	ELECTRONIC DATA SYS CORP NEW COM	2,040 000-	24,230 95	118,786 53-	94,547 58-
S	01-MAR-02 06-MAR-02	EXXON MOBIL CORP	2,180 000-	91,873 32	92,106 85-	733 53-
S	19-APR-02 24-APR-02	EXXON MOBIL CORP	3,270 000-	138,517 95	138,168 28-	357 65
S	16-MAY-02 21-MAY-02	FIRSTENERGY CORP COM	4,940 000-	168,880.57	173,233 86-	14,352 49-
S	18-JAN-02 15-JAN-02	FLEET BOSTON FINL CORP COM	4,790 000-	162,584 84	188,117 40-	25,533 36-
S	22-FEB-02 27-FEB-02	FORD MTR CO DEL COM PAR 00 01	4,840 000-	58,419 51	115,742 90-	87,123 89-
S	02-APR-02 05-APR-02	GENENTECH INC	160 000-	8,310 14	11,729 73-	8,419 59-

HSC F350100
THE HIGHLAND STREET CONNECTION
MPAM LARGE CAP EQUITY

TRANSACTION REPORT
FOR THE PERIOD 01 JANUARY 2002 THROUGH 31 DECEMBER 2002

RUN DATE: 03-APR-0
PAGE: 4
M25701

TRAN CODE	EFFECTIVE/ CONTRACTUAL/ SETTLEMENT DATE	SECURITY DESCRIPTION (LOCAL CURR/SETTLE CURR)	SHARES PAR VALUE	TRADE DATE BASE AMOUNT	INVESTMENT BASE COST	REALIZED GAIN/LOSS IN BASE CURRENCY
S	03-APR-02 08-APR-02	GENENTECH INC	900 000-	49,919 69	71,044 50-	21,924 89-
S	04-APR-02 09-APR-02	GENENTECH INC	850 000-	43,586 94	62,314 10-	18,727 24-
S	11-JUN-02 14-JUN-02	GENERAL ELEC CO COM	2,440 000-	72,571 95	75,669 43-	1,097.40-
S	01-MAR-02 06-MAR-02	GENERAL MILS INC COM	3,270 000-	140,656 07	129,657 52-	19,019 35
S	01-MAR-02 06-MAR-02	GENERAL MILS INC COM	1,020 000-	46,516 91	40,437 39-	6,079 52
S	10-OCT-02 23-OCT-02	GENERAL MTRS CORP COM	3,260 000-	112,096 20	213,471 65-	101,375 35-
S	19-NOV-02 22-NOV-02	GILDEN WEST FINL CORP DEL COM	2,630 000-	176,536 59	162,566 00-	13,969 71
S	10-JAN-02 24-JAN-02	HOME DEPOT INC COM	1,560 000-	75,730 50	77,072 70-	2,134 12-
S	06-AUG-02 09-AUG-02	HOME DEPOT INC COM	6,270 000-	175,071 33	294,606 09-	110,734 76-
S	19-APR-02 24-APR-02	IBM CORP COM	1,520 000-	133,746 70	90,462 77-	55,203.93
S	15-MAR-02 20-MAR-02	JOHNSON CTLS INC COM	550 000-	40,671 95	34,554 50-	14,117 37

HSC F350100
THE HIGHLAND STREET CONNECTION
MPAM LARGE CAP EQUITY

TRANSACTION REPORT
FOR THE PERIOD 01 JANUARY 2002 THROUGH 31 DECEMBER 2002

RUN DATE: 03-APR-0
PAGE: 4
M25701

TRAN CODE	EFFECTIVE/ CONTRACTUAL/ SETTLEMENT DATE	SECURITY DESCRIPTION (LOCAL CURR/SETTLE CURR)	SHARES PAR VALUE	TRADE DATE BASE AMOUNT	INVESTMENT BASE COST	REALIZED GAIN/LOSS IN BASE CURRENCY
S	10-MAR-02 21-MAR-02	JOHNSON CTLS INC COM	80 000-	7,099 07	5,026.12-	2,073 75
S	19-APR-02 24-APR-02	JOHNSON CTLS INC COM	970 000-	83,962 40	60,941 70-	23,040 70
S	22-APR-02 25-APR-02	JOHNSON CTLS INC COM	620.000-	53,214 29	40,602.44-	12,531.85
S	06-AUG-02 09-AUG-02	KERR MCGEE CORP	1,070 000-	46,004 07	61,043 29-	14,230 42-
S	07-AUG-02 12-AUG-02	KERR MCGEE CORP	2,390.000-	108,507 30	136,421 91-	82,914 61-
S	15-APR-02 10-APR-02	KING PHARMACEUTICALS INC COM	30 000-	1,013 36	1,030 26-	24 90-
S	30-AUG-02 05-SEP-02	KOHL'S CORP COM	400 000-	33,463 92	31,047 09-	1,616.03
S	20-DEC 02 26-DEC 02	KRAFT FOODS INC CL A	800 000-	31,150 42	27,465 60-	3,692 74
S	03-SEP 02 06-SEP 02	LEAR CORP COM	420 000-	19,323 02	19,311 05-	11 17
S	04-SEP-02 09-SEP-02	LEAR CORP COM	200 000-	12,020 15	12,074 57-	46 42-
S	10-NOV-02 21-NOV-02	LEXMARK INTERNATIONAL INC COM	520 000-	20,226 53	16,006 65-	4,219 80

HSC F330100
THE HIGHLAND STREET CONNECTION
MPAM LARGE CAP EQUITY

TRANSACTION REPORT
FOR THE PERIOD 01 JANUARY 2002 THROUGH 31 DECEMBER 2002

RUN DATE: 03-APR-03
PAGE: 45
M25701

TRAN CODE	EFFECTIVE/ CONTRACTUAL/ SETTLEMENT DATE	SECURITY DESCRIPTION (LOCAL CURR/SETTLE CURR)	SHARES PAR VALUE	TRADE DATE BASE AMOUNT	INVESTMENT BASE COST	REALIZED GAIN/LOSS IN BASE CURRENCY
S	20-NOV-02 25-NOV-02	LEXMARK INTERNATIONAL INC COM	690 000-	42,992 39	54,506 45-	8,605 94
S	18-OCT-02 23-OCT-02	LILLY ELI & CO COM	1,740 000-	109,550 05	117,909 40-	8,439 35-
S	01-MAR-02 06-MAR-02	LOCKHEED MARTIN CORP COM	1,700 000-	101,364 31	66,073 61-	34,490 70
S	14-AUG-02 21-AUG-02	LOCKHEED MARTIN CORP COM	600 000-	57,109 21	33,330 97-	23,050 24
S	30-AUG-02 05-SEP-02	LOWE' COS INC COM	600 000-	33,334 27	24,069 00-	8,464 39
S	18-NOV-02 21-NOV-02	MBNA CORP COM	3,110 000-	65,316 73	37,106 34-	28,130 39
S	18-NOV-02 21-NOV-02	MBNA CORP COM	2,010 000-	43,605 63	25,050 30-	17,755 25
S	19-NOV-02 22-NOV-02	MBNA CORP COM	690 000-	10,640 66	12,450 52-	6,102.14
S	18-JAN-02 24-JAN-02	MEDIMMUNE INC COM	3,210 000-	137,027 95	131,499 30-	6,320 57
S	03-JUN-02 06-JUN-02	MERRILL LYNCH & CO INC	3,940 000-	156,114 24	201,391 69-	45,277 45-
S	18-NOV-02 21-NOV-02 22-NOV-02	MICROSOFT CORP COM	860 000-	40,024 76	45,021 00-	3,002.00

HSC F330100
THE HIGHLAND STREET CONNECTION
MPAM LARGE CAP EQUITY

TRANSACTION REPORT
FOR THE PERIOD 01 JANUARY 2002 THROUGH 31 DECEMBER 2002

RUN DATE: 03-APR-03
PAGE: 46
M25701

TRAN CODE	EFFECTIVE/ CONTRACTUAL/ SETTLEMENT DATE	SECURITY DESCRIPTION (LOCAL CURR/SETTLE CURR)	SHARES PAR VALUE	TRADE DATE BASE AMOUNT	INVESTMENT BASE COST	REALIZED GAIN/LOSS IN BASE CURRENCY
S	30-AUG-02 05-SEP-02	MONSANTO CO NEW COM	605 000-	12,660 09	9,902 91-	2,765.90
S	05-SEP-02 05-SEP-02 06-SEP-02	MONSANTO CO NEW COM	704-	12 31	11 33-	90
S	30-AUG-02 05-SEP-02	NETWORKS ASSOCIATES INC	5,250 000-	69,202 15	125,243 00-	55,961 53-
S	22-JAN-02 25-JAN-02	NOBLE DRILLING CORP COM	600 000-	23,015 01	20,040.00-	2,167 01
S	23-JAN-02 20-JAN-02	NOBLE DRILLING CORP COM	3,090 000-	110,060 00	106,547 97-	4,320 03
S	17-MAY-02 22-MAY-02	NOVARTIS AG SPON ADR	2,030 000-	120,304 57	90,777 62-	21,606 95
S	20-DEC-02 24-DEC-02	PEPSICO INC COM	790 000-	32,341 02	30,201 41-	2,060 21
S	02-APR-02 05-APR-02	PFIZER INC COM STK USD0 05	1,270 000-	50,635 20	30,969 33-	19,665.75
S	02-APR-02 05-APR-02	PFIZER INC COM STK USD0 05	630 000-	25,145 69	15,862 04-	9,702 05
S	16-AUG-02 21-AUG-02	PROCTER & GAMBLE CO COM	600 000-	72,020 15	65,005 10-	6,142 97
S	15-MAR-02 20-MAR-02	QUALCOMM INC	3,120 000-	129,909 10	105,106 12-	55,197 02-



Mellon TrustSM
Boston Safe Deposit and Trust Company

The Highland Street Connection
2002 form 990 P/f 04-3048298

HSC F530100
THE HIGHLAND STREET CONNECTION
MPAM LARGE CAP EQUITY

TRANSACTION REPORT
FOR THE PERIOD 01 JANUARY 2002 THROUGH 31 DECEMBER 2002

RUN DATE: 03-APR-03
PAGE: 1
47
H25701

TRAN CODE	EFFECTIVE/ CONTRACTUAL/ SETTLEMENT DATE	SECURITY DESCRIPTION (LOCAL CURR/SETTLE CURR)	SHARES PAR VALUE	TRADE DATE BASE AMOUNT	INVESTMENT BASE COST	REALIZED GAIN/LOSS IN BASE CURRENCY
S	04-OCT-02 09-OCT-02	QUES DIAGNOSTICS INC COM	730 000-	40,124 63	54,027 52-	13,902 89-
S	04-OCT-02 09-OCT-02	SAP AKIENGESELLSCHAFT SPONS ADR	3,250 000-	33,379 75	110,979 96-	77,600 23-
S	07-OCT-02 10-OCT-02	SAP AKIENGESELLSCHAFT SPONS ADR	710 000-	7,240 00	24,134 60-	16,894 52-
S	06-AUG-02 09-AUG-02	JM SMUCKER COMPANY COM NEW	94 000-	3,204 47	2,005 06-	399 41
S	14-FEB-02 20-FEB-02	SPRINT CORP (FON GROUP) COM	1,030 000-	25,561 36	117,623 31-	92,041 95-
S	04-OCT-02 09-OCT-02	STANWOOD HOTELS & RESORTS PAIRED CTF	1,990 000-	41,249 36	72,060 89-	30,791 53-
S	04-OCT-02 09-OCT-02	STANWOOD HOTELS & RESORTS PAIRED CTF	2,050 000-	42,975 72	72,586 46-	29,610 74-
S	01-MAR-02 04-MAR-02	TARGET CORP COM	3,160 000-	134,100 36	103,396 62-	30,711 74
S	04-AUG-02 09-AUG-02	TENET HEALTHCARE CORP COM	790 000-	37,941 21	32,007 93-	5,933 28
S	08-NOV-02 14-NOV-02	TENET HEALTHCARE CORP COM	3,770 000-	54,601 74	154,103 67-	99,501 93-
S	03-SEP-02 03-SEP-02 04-SEP-02	TRAVELERS PPTY CAS CORP NEW CL A	670-	10 01	11 00-	1 07-

HSC F530100
THE HIGHLAND STREET CONNECTION
MPAM LARGE CAP EQUITY

TRANSACTION REPORT
FOR THE PERIOD 01 JANUARY 2002 THROUGH 31 DECEMBER 2002

RUN DATE: 03-APR-03
PAGE: 4
H25701

TRAN CODE	EFFECTIVE/ CONTRACTUAL/ SETTLEMENT DATE	SECURITY DESCRIPTION (LOCAL CURR/SETTLE CURR)	SHARES PAR VALUE	TRADE DATE BASE AMOUNT	INVESTMENT BASE COST	REALIZED GAIN/LOSS IN BASE CURRENCY
S	30-AUG-02 05-SEP-02	TRAVELERS PROPERTY CASUALTY LDRP COM	1,205 000-	19,672 54	24,686 39-	5,013 85-
S	30-AUG-02 03-SEP-02	TRAVELERS PROPERTY CASUALTY CORP COM	.307-	5 27	7 04-	1 77-
S	29-JAN-02 01-FEB-02	TYCO INTL LTD NEW COM	2,320 000-	76,467 44	70,539 60-	5,927 84
S	29-JAN-02 01-FEB-02	TYCO INTL LTD NEW COM	2,140 000-	71,975 74	64,326 70-	7,647 04
S	05-FEB-02 00-FEB-02	TYCO INTL LTD NEW COM	3,460 000-	05,105 24	113,345 35-	20,243 11-
S	16-AUG-02 21-AUG-02	UNITED TECHNOLOGIES CORP COM	610 000-	87,565 09	40,039 40-	2,473 59-
S	16-AUG-02 21-AUG-02	UNITED TECHNOLOGIES CORP COM	190 000-	11,954 44	12,471 32-	516 00-
S	06-AUG-02 09-AUG-02	VERIZON COMMUNICATIONS COM	1,990 000-	60,701 52	100,015 24-	47,313 72-
S	20-DEC-02 26-DEC-02	VERIZON COMMUNICATIONS COM	4,076 000-	162,314 75	229,750 35-	67,443 80-
S	01-MAR-02 04-MAR-02	VISHAY INTERTECHNOLOGY INC COM	4,360 000-	70,071 21	94,793 02-	17,922 61-
S	02-APR-02 05-APR-02	WATERS CORP COM	1,420 000-	38,307 97	74,705 06-	36,317 09-

The Highland Street Connection
2002 form 990 P/S 04-3048298

HSC F338100
THE HIGHLAND STREET CONNECTION
MPAM LARGE CAP EQUITY

TRANSACTION REPORT
FOR THE PERIOD 01 JANUARY 2002 THROUGH 31 DECEMBER 2002

TRAN CODE	EFFECTIVE/ CONTRACTUAL/ SETTLEMENT DATE	SECURITY DESCRIPTION (LOCAL CURR/SETTLE CURR)	SHARES PAR VALUE	TRADE DATE BASE AMOUNT	INVESTMENT BASE COST	REALIZED GAIN/LOSS IN BASE CURRENCY
S	04-APR-02 09-APR-02	WATERS CORP COM	1,450 000-	38,566 65	78,555 40-	39,988 83-
S	19-APR-02 24-APR-02	WYETH	1,230 000-	78,106 35	61,496 95-	16,609 40
TOTAL EQUITY						
TRADED - SETTLED CURRENT PERIOD U S DOLLAR				7,501,708 95	9,489,962 90-	1,988,253 95-
TRADED - PENDING SETTLEMENT U S DOLLAR				0 00	0 00	0 00
SETTLED - TRADED PRIOR PERIOD U S DOLLAR				0 00	0 00	
TOTAL SALES						
TRADED - SETTLED CURRENT PERIOD U S DOLLAR				10,600,085 24	12,596,339 19-	1,988,253 95-
TRADED - PENDING SETTLEMENT U S DOLLAR				0 00	0 00	0 00
SETTLED - TRADED PRIOR PERIOD U S DOLLAR				0 00	0 00	

HSC F330500
 THE HIGHLAND STREET CONNECTION
 BOSTON PARTNERS DOMESTIC EQ

TRANSACTION REPORT
 FOR THE PERIOD 01 JANUARY 2002 THROUGH 31 DECEMBER 2002

TRAN CODE	EFFECTIVE/ CONTRACTUAL/ SETTLEMENT DATE	SECURITY DESCRIPTION (LOCAL CURR/SETTLE CURR)	SHARES PAR VALUE	TRADE DATE BASE AMOUNT	INVESTMENT BASE COST	REALIZED GAIN/LOSS IN BASE CURRENCY
S	13-DEC-02 13-DEC-02	HSC CLIENT CASH INVESTMENT TR	105,671 570-	105,671 57	105,671 57-	
S	17-DEC-02 17-DEC-02	HSC CLIENT CASH INVESTMENT TR	21,799 870-	21,799 87	21,799 87-	
S	30-DEC-02 30-DEC-02	HSC CLIENT CASH INVESTMENT TR	15,525 450-	15,525 45	15,525 45-	
S	31-DEC-02 31-DEC-02	HSC CLIENT CASH INVESTMENT TR	52,082 990-	52,082 99	52,082 99-	
TOTAL						
CASH & CASH EQUIVALENTS						
TRADED - SETTLED CURRENT PERIOD						
	U S DOLLAR			9,061,266 31	9,061,266 31-	0 00
TRADED - PENDING SETTLEMENT						
	U S DOLLAR			0 00	0 00	0 00
SETTLED - TRADED PRIOR PERIOD						
	U S DOLLAR			0 00	0 00	
EQUITY						
U.S. DOLLAR						
FC	27-DEC-01 02-JAN-02	ACE LTD CAYMAN IS ORD SHS ADR	1,700 000-	67,912 73	0 00	
FC	28-DEC-01 03-JAN-02	ACE LTD CAYMAN IS ORD SHS ADR	400 000-	15,979 76	0 00	

HSC F330500
 THE HIGHLAND STREET CONNECTION
 BOSTON PARTNERS DOMESTIC EQ

TRANSACTION REPORT
 FOR THE PERIOD 01 JANUARY 2002 THROUGH 31 DECEMBER 2002

TRAN CODE	EFFECTIVE/ CONTRACTUAL/ SETTLEMENT DATE	SECURITY DESCRIPTION (LOCAL CURR/SETTLE CURR)	SHARES PAR VALUE	TRADE DATE BASE AMOUNT	INVESTMENT BASE COST	REALIZED GAIN/LOSS IN BASE CURRENCY
S	09-APR-02 12-APR-02	ACE LTD CAYMAN IS ORD SHS ADR	300 000-	13,360 09	4,520 07-	8,840 02
S	09-APR-02 12-APR-02	ACE LTD CAYMAN IS ORD SHS ADR	2,900 000-	120,756 40	45,694 01-	85,062 39
S	10-APR-02 15-APR-02	ACE LTD CAYMAN IS ORD SHS ADR	600 000-	26,660 71	11,046 05-	15,622 66
S	26-AUG-02 03-SEP-02	ACE LTD CAYMAN IS ORD SHS ADR	1,300 000-	42,385 22	45,663 80-	3,278 58-
S	29-APR-02 02-MAY-02	TRANSOCEAN SEDCO FOREX INC COM	1,100 000-	87,678 86	40,606 72-	2,932 86-
S	30-APR-02 03-MAY-02	TRANSOCEAN SEDCO FOREX INC COM	1,600 000-	56,756 84	59,064 32-	2,307 48-
S	02-AUG-02 07-AUG-02	TRANSOCEAN INC	2,700 000-	59,569 30	80,279 72-	20,710 34-
S	05-AUG-02 08-AUG-02	TRANSOCEAN INC	400 000-	8,707 33	12,713 06-	4,005 71-
S	06-AUG-02 09-AUG-02	TRANSOCEAN INC	900 000-	19,814 97	28,604 34-	8,789 37-
S	07-AUG-02 12-AUG-02	TRANSOCEAN INC	300 000-	6,560 80	9,584 70-	2,923 90-
S	08-AUG-02 13-AUG-02	TRANSOCEAN INC	1,000 000-	22,633 21	30,590 94-	7,957 73-



Mellon TrustSM

Boston Safe Deposit and Trust Company

The Highland Street Connection
2002 form 990 p/f 04-3048298

HSC F330500
THE HIGHLAND STREET CONNECTION
BOSTON PARTNERS DOMESTIC EQ

TRANSACTION REPORT
FOR THE PERIOD 01 JANUARY 2002 THROUGH 31 DECEMBER 2002

RUN DATE: 03-APR-0
PAGE: 5
M25701

TRAN CODE	EFFECTIVE/ CONTRACTUAL/ SETTLEMENT DATE	SECURITY DESCRIPTION (LOCAL CURR/SETTLE CURR)	SHARES PAR VALUE	TRADE DATE BASE AMOUNT	INVESTMENT BASE COST	REALIZED GAIN/LOSS IN BASE CURRENCY
S	28-AUG-02 03-SEP-02	TRANSOCEAN INC	1,400 000-	34,263 96	36,934 56-	4,670 60-
S	28-AUG-02 03-SEP-02	ALCON INC COM SHS	1,200 000-	44,548 65	39,600 00-	4,948 65
S	11-OCT-02 17-OCT-02	ALCON INC COM SHS	1,700 000-	65,052 95	54,550 24-	10,502 71
S	14-OCT-02 17-OCT-02	ALCON INC COM SHS	100 000-	3,808 39	3,106 28-	694 11
S	15-OCT-02 18-OCT-02	ALCON INC COM SHS	300 000-	11,462 44	9,318 04-	2,143 60
S	16-OCT-02 21-OCT-02	ALCON INC COM SHS	400 000-	15,179 86	12,425 12-	2,754 74
S	03-DEC-02 06-DEC-02	ALCON INC COM SHS	1,600 000-	67,749 95	54,165 46-	13,584 49
S	01-MAR-02 06-MAR-02	AK STL HLDG CORP COM	100 000-	1,367 47	1,239 42-	128 05
S	01-MAR-02 06-MAR-02	AK STL HLDG CORP COM	1,700 000-	23,272 48	21,070 14-	2,202 34
S	04-MAR-02 07-MAR-02	AP STL HLDG CORP COM	5,500 000-	47,092 23	44,002 00-	3,090 23
S	04-MAR-02 07-MAR-02	AL STL HLDG CORP COM	100 000-	1,366 97	1,304 07-	42 90

HSC F330500
THE HIGHLAND STREET CONNECTION
BOSTON PARTNERS DOMESTIC EQ

TRANSACTION REPORT
FOR THE PERIOD 01 JANUARY 2002 THROUGH 31 DECEMBER 2002

RUN DATE: 03-APR-0
PAGE: 5
M25701

TRAN CODE	EFFECTIVE/ CONTRACTUAL/ SETTLEMENT DATE	SECURITY DESCRIPTION (LOCAL CURR/SETTLE CURR)	SHARES PAR VALUE	TRADE DATE BASE AMOUNT	INVESTMENT BASE COST	REALIZED GAIN/LOSS IN BASE CURRENCY
S	05-MAR-02 08-MAR-02	AK STL HLDG CORP COM	1,800 000-	17,604 80	16,952 91-	731 89
S	06-MAR-02 11-MAR-02	AK STL HLDG CORP COM	1,600 000-	25,040 50	23,332 50-	1,708 00
S	07-MAR-02 12-MAR-02	AK STL HLDG CORP COM	2,900 000-	39,453 61	37,054 15-	1,899 46
S	08-MAR-02 13-MAR-02	AK STL HLDG CORP COM	400 000-	5,560 15	5,229 32-	330 83
S	11-MAR-02 14-MAR-02	AK STL HLDG CORP COM	400 000-	5,453 79	5,199 01-	253 90
S	12-MAR-02 15-MAR-02	AK STL HLDG CORP COM	600 000-	7,941 06	7,705 62-	235 44
S	28-AUG-02 03-SEP-02	AT&T CORP COM	3,300 000-	39,021 32	32,464 50-	6,556 82-
S	10-DEC-02 10-DEC-02 11-DEC-02	AT&T CORP COM NEW	600 000-	16 79	32 16-	15 37-
S	28-AUG-02 03-SEP-02	ABERCROMBIE & FITCH CO CL A	700 000-	15,407 03	15,225 07-	261 96
S	28-AUG-02 03-SEP-02	ABITIBI CONSOLIDATED INC COM	4,700 000-	35,406 36	33,250 37-	2,155 99-
S	09-DEC-02 12-DEC-02	ADVANCED MICRO DEVICES INC COM	500 000-	3,729 86	3,019 25-	710 63

HSC F330500
 THE HIGHLAND STREET CONNECTION
 BOSTON PARTNERS DOMESTIC EQ

 TRANSACTION REPORT
 FOR THE PERIOD 01 JANUARY 2002 THROUGH 31 DECEMBER 2002

 RUN DATE: 03-APR-03
 PAGE: 59
 M25701

TRAN CODE	EFFECTIVE/ CONTRACTUAL/ SETTLEMENT DATE	SECURITY DESCRIPTION (LOCAL CURR/SETTLE CURR)	SHARES PAR VALUE	TRADE DATE BASE AMOUNT	INVESTMENT BASE COST	REALIZED GAIN/LOSS IN BASE CURRENCY
S	20-AUG-02 03-SEP-02	ADILENT TECHNOLOGIES INC	2,100 000-	31,024 54	79,110 76-	47,294 22-
S	09-OCT-02 15-OCT-02	ADILENT TECHNOLOGIES INC	1,700 000-	10,913 79	63,509 25-	44,595 46-
S	10-OCT-02 16-OCT-02	ADILENT TECHNOLOGIES INC	4,300 000-	46,576 19	137,733 14-	91,156 95-
S	11-OCT-02 17-OCT-02	ADILENT TECHNOLOGIES INC	4,000 000-	52,524 01	159,532 46-	07,007 65-
S	10-JUL-02 15-JUL-02	ALLMERICA FINL CORP COM	700 000-	20,943 77	33,662 76-	4,723 99-
S	11-JUL-02 14-JUL-02	ALLMERICA FINL CORP COM	1,500 000-	55,524 07	72,145 20-	16,620 33-
S	14-JUL-02 19-JUL-02	ALLMERICA FINL CORP COM	100 000-	3,694 96	4,009 60-	1,114 72-
S	20-AUG-02 03-SEP-02	ALLMERICA FINL CORP COM	400 000-	9,157 72	19,230.72-	10,001 00-
S	20-AUG-02 03-SEP-02	ALLTEL CORP	1,100 000-	47,755 06	54,623 03-	6,067 97-
S	24-DEC-02 30-DEC-02	ALLTEL CORP	200 000-	10,403 40	9,931 46-	551 94
S	24-DEC-02 31-DEC-02	ALLTEL CORP	700 000-	36,906 74	36,760 11-	2,226 63

 HSC F330500
 THE HIGHLAND STREET CONNECTION
 BOSTON PARTNERS DOMESTIC EQ

 TRANSACTION REPORT
 FOR THE PERIOD 01 JANUARY 2002 THROUGH 31 DECEMBER 2002

 RUN DATE: 03-APR-03
 PAGE: 60
 M25701

TRAN CODE	EFFECTIVE/ CONTRACTUAL/ SETTLEMENT DATE	SECURITY DESCRIPTION (LOCAL CURR/SETTLE CURR)	SHARES PAR VALUE	TRADE DATE BASE AMOUNT	INVESTMENT BASE COST	REALIZED GAIN/LOSS IN BASE CURRENCY
S	27-DEC-02 02-JAN-03	ALLTEL CORP	400 000-	20,714 01	19,042 92-	851 09
S	30-DEC-02 03-JAN-03	ALLTEL CORP	200 000-	10,211 11	9,931.46-	279 65
S	24-JAN-02 29-JAN-02	AMERICAN HOME PRODS CORP COM	2,400 000-	154,611 91	131,632 11-	22,979.00
S	06-MAR-02 11-MAR-02	AMERICAN HOME PRODS CORP COM	2,200 000-	130,527.00	122,591.04-	18,936 04
S	20-AUG-02 03-SEP-02	AMERICAN INTL GROUP INC COM	1,500 000-	95,209 63	110,207 31-	18,077 60-
S	06-AUG-02 09-AUG-02	AON CORP COM	900 000-	19,324 75	30,730 07-	11,414.12-
S	13-AUG-02 16-AUG-02	AON CORP COM	1,000 000-	15,094 12	34,154.30-	10,260 10-
S	14-AUG-02 19-AUG-02	AON CORP COM	1,500 000-	26,047 00	51,231.45-	24,803 77-
S	20-AUG-02 03-SEP-02	ARCHER DANIELS MIDLAND CO COM	2,000 000-	33,504 90	32,996.01-	500.17
S	21-OCT-02 24-OCT-02	ARCHER DANIELS MIDLAND CO COM	2,000 000-	26,309 20	23,077 99-	2,951 21
S	22-OCT-02 25-OCT-02	ARCHER DANIELS MIDLAND CO COM	4,400 000-	36,269 45	51,501.02-	4,767 63



Mellon TrustSM
Boston Safe Deposit and Trust Company

The Highland Street Connection
2002 form 990 P/f 04-3048298

MSC F330500
THE HIGHLAND STREET CONNECTION
BOSTON PARTNERS DOMESTIC EQ

TRANSACTION REPORT
FOR THE PERIOD 01 JANUARY 2002 THROUGH 31 DECEMBER 2002

RUN DATE: 03-APR-03
PAGE: 61
M25701

TRAN CODE	EFFECTIVE/ CONTRACTUAL/ SETTLEMENT DATE	SECURITY DESCRIPTION (LOCAL CURR/SETTLE CURR)	SHARES PAR VALUE	TRADE DATE BASE AMOUNT	INVESTMENT BASE COST	REALIZED GAIN/LOSS IN BASE CURRENCY
S	23-APR-02 26-APR-02	AVALONBAY CNTYS INC COM	2,200 000-	103,014 07	09,272.33-	14,542.54
S	23-APR-02 26-APR-02	AVAILONBAY CNTYS INC COM	200 000-	9,515 71	9,109 44-	326 27
S	04-APR-02 09-APR-02	AVAYA INC COM	1,200 000-	8,354 30	13,704 40-	5,450 02-
S	09-MAY-02 14-MAY-02	AVAYA INC COM	2,200 000-	15,311 53	25,312 55-	10,000 02-
S	10-MAY-02 15-MAY-02	AVAYA INC COM	200 000-	1,343 01	2,309 10-	966 09-
S	13-MAY-02 16-MAY-02	AVAYA INC COM	100 000-	471 06	1,154 55-	603 49-
S	14-MAY-02 17-MAY-02	AVAYA INC COM	1,900 000-	15,010 23	21,746 04-	6,735 01-
S	15-MAY-02 20-MAY-02	AVAYA INC COM	300 000-	2,015 53	3,273 24-	1,259 71-
S	17-MAY-02 22-MAY-02	AVAYA INC COM	900 000-	6,006 15	9,019 72-	3,013 57-
S	20-MAY-02 23-MAY-02	AVAYA INC COM	300 000-	2,020 44	3,273 24-	1,244 00-
S	21-MAY-02 24-MAY-02	AVAYA INC COM	700 000-	4,789 66	7,637 56-	2,847 90-

MSC F330500
THE HIGHLAND STREET CONNECTION
BOSTON PARTNERS DOMESTIC EQ

TRANSACTION REPORT
FOR THE PERIOD 01 JANUARY 2002 THROUGH 31 DECEMBER 2002

RUN DATE: 03-APR-03
PAGE: 61
M25701

TRAN CODE	EFFECTIVE/ CONTRACTUAL/ SETTLEMENT DATE	SECURITY DESCRIPTION (LOCAL CURR/SETTLE CURR)	SHARES PAR VALUE	TRADE DATE BASE AMOUNT	INVESTMENT BASE COST	REALIZED GAIN/LOSS IN BASE CURRENCY
S	22-MAY-02 28-MAY-02	AVAYA INC COM	300 000-	2,012 93	3,273 24-	1,260 31-
S	23-MAY-02 29-MAY-02	AVAYA INC COM	6,900 000-	46,073 04	80,276 17-	41,403 13-
S	02-AUG-02 07-AUG-02	AVAYA INC COM	6,500 000-	7,407 17	79,666.04-	72,259 67-
S	05-AUG-02 08-AUG-02	AVAYA INC COM	1,000 000-	1,217 46	5,340 00-	4,122 54-
S	06-AUG-02 09-AUG-02	AVAYA INC COM	1,400 000-	2,320 00	8,544.00-	6,228 92-
S	07-AUG-02 12-AUG-02	AVAYA INC COM	800 000-	1,136 76	-4,272.00-	3,135 24-
S	08-AUG-02 13-AUG-02	AVAYA INC COM	1,500 000-	1,969 44	8,030 00-	6,040 56-
S	12-AUG-02 15-AUG-02	AVAYA INC COM	600 000-	635 09	3,204 00-	2,360.11-
S	14-AUG-02 19-AUG-02	AVAYA INC COM	800 000-	372 64	1,602 00-	1,229.36-
S	15-AUG-02 20-AUG-02	AVAYA INC COM	1,300 000-	1,969 44	6,942 00-	4,972 56-
S	16-AUG-02 21-AUG-02	AVAYA INC COM	1,300 000-	1,920 75	6,942 00-	5,015.25-

HSC F330500
THE HIGHLAND STREET CONNECTION
BOSTON PARTNERS DOMESTIC EQ

TRANSACTION REPORT
FOR THE PERIOD 01 JANUARY 2002 THROUGH 31 DECEMBER 2002

TRAN CODE	EFFECTIVE/ CONTRACTUAL/ SETTLEMENT DATE	SECURITY DESCRIPTION (LOCAL CURR/SETTLE CURR)	SHARES PAR VALUE	TRADE DATE BASE AMOUNT	INVESTMENT BASE COST	REALIZED GAIN/LOSS IN BASE CURRENCY
S	19-AUG-02 22-AUG-02	AVAYA INC COM	400 000-	699 69	2,136 00-	1,436 31-
S	20-AUG-02 23-AUG-02	AVAYA INC COM	600 000-	1,157 54	3,204 00-	2,046 46-
S	21-AUG-02 26-AUG-02	AVAYA INC COM	400 000-	702 53	2,136 00-	1,353 47-
S	22-AUG-02 27-AUG-02	AVAYA INC COM	300 000-	552 13	1,602 00-	1,049 87-
S	23-AUG-02 28-AUG-02	AVAYA INC COM	300 000-	566 98	1,602 00-	1,035 02-
S	26-AUG-02 29-AUG-02	AVAYA INC COM	300 000-	559 48	1,602 00-	1,042 52-
S	27-AUG-02 30-AUG-02	AVAYA INC COM	100 000-	108 99	534 00-	345 01-
S	28-AUG-02 03-SEP-02	AVON PRODS INC COM	400 000-	19,009 42	20,123 76-	1,034 34-
S	28-AUG-02 03-SEP-02	BAN O BILBAO VIZCAYA ARGENTARI SA SPONSORED ADR	1,000 000-	10,116 45	20,750 76-	2,634 31-
S	28-AUG-02 03-SEP-02	BANK NEW YORK INC COM	800 000-	27,979 15	26,600 00-	1,299 15
S	28-AUG-02 03-SEP-02	BAFD C R INC	300 000-	16,132 01	16,600 54-	476 53-

HSC F330500
THE HIGHLAND STREET CONNECTION
BOSTON PARTNERS DOMESTIC EQ

TRANSACTION REPORT
FOR THE PERIOD 01 JANUARY 2002 THROUGH 31 DECEMBER 2002

TRAN CODE	EFFECTIVE/ CONTRACTUAL/ SETTLEMENT DATE	SECURITY DESCRIPTION (LOCAL CURR/SETTLE CURR)	SHARES PAR VALUE	TRADE DATE BASE AMOUNT	INVESTMENT BASE COST	REALIZED GAIN/LOSS IN BASE CURRENCY
S	17-APR-02 22-APR-02	BAXTER INTL INC COM	2,000 000-	113,807 98	82,530 00-	80,977 98
S	28-AUG-02 03-SEP-02	BECKMAN COULTER INC COM	400 000-	15,993 51	19,149 00-	3,156 29-
S	28-FEB-01 25-FEB-01	BECTON DICKINSON & CO COM	2,400 000-	80,275 47	77,062 14-	10,413 31
S	21-FEB-02 26-FEB-02	BECTON DICKINSON & CO COM	1,700 000-	62,578 00	56,566 13-	6,006 67
S	07-AUG-02 12-AUG-02	BECTON DICKINSON & CO COM	1,000 000-	51,599 40	60,765 30-	9,165 90-
S	08-AUG-02 15-AUG-02	BECTON DICKINSON & CO COM	1,200 000-	35,163 03	41,093 96-	6,730 91-
S	09-AUG-02 14-AUG-02	BECTON DICKINSON & CO COM	900 000-	26,903 69	31,703 97-	4,802 28-
S	12-AUG-02 15-AUG-02	BECTON DICKINSON & CO COM	500 000-	14,949 34	17,911 65-	2,962 11-
S	14-AUG-02 19-AUG-02	BECTON DICKINSON & CO COM	600 000-	17,752 38	21,759 06-	4,006 68-
S	15-AUG-02 20-AUG-02	BECTON DICKINSON & CO COM	1,100 000-	33,007 91	40,134 60-	7,126 69-
S	28-AUG-02 03-SEP-02	BERKSHIRE HATHAWAY INC DEL B	30 000-	74,247 01	57,807 15-	16,359 86

HSC F330500
THE HIGHLAND STREET CONNECTION
BOSTON PARTNERS DOMESTIC EQ

TRANSACTION REPORT
FOR THE PERIOD 01 JANUARY 2002 THROUGH 31 DECEMBER 2002

RUN DATE: 03-APR-04
PAGE: 6
M25701

TRAN CODE	EFFECTIVE/ CONTRACTUAL/ SETTLEMENT DATE	SECURITY DESCRIPTION (LOCAL CURR/SETTLE CURR)	SHARES PAR VALUE	TRADE DATE BASE AMOUNT	INVESTMENT BASE COST	REALIZED GAIN/LOSS IN BASE CURRENCY
B	08-AUG-02 13-AUG-02	BLOCK H & R INC COM	1,000 000-	49,269 91	39,576 50-	9,693.41
S	09-AUG-02 14-AUG-02	BLOCK H & R INC COM	500 000-	24,204 11	19,942.10-	4,342 01
B	12-AUG-02 15-AUG-02	BLOCK H & R INC COM	700 000-	33,573 64	28,017 04-	5,556 60
B	13-AUG-02 16-AUG-02	BLOCK H & R INC COM	500 000-	24,405 31	20,040 20-	4,445 11
S	14-AUG-02 19-AUG-02	BLOCK H & R INC COM	300 000-	14,425 07	12,024 12-	2,401.75
S	28-AUG-02 03-SEP-02	BOIE CASCADE CORP COM	600 000-	16,634 49	19,350 94-	2,724 45-
S	04-APR-02 09-APR-02	BRISTOL MYERS SQUIBB CO COM	4,600,000-	139,950 32	229,552 36-	89,602 04-
S	24-JUL-02 31-JUL-02	BRISTOL MYERS SQUIBB CO COM	4,500 000-	90,373 47	205,564 99-	115,191 52-
B	28-AUG-02 03-SEP-02	BURLINGTON RES INC COM	2,100 000-	01,635 04	02,750 50-	1,115 46-
B	04-APR-02 09-APR-02	CNOC LTD SPONSORED ADR	400 000-	9,721 26	6,160 00-	3,561 26
S	05-APR-02 10-APR-02	CMIOC LTD SPONSORED ADR	100 000-	2,434 92	1,540 00-	894 92

HSC F330500
THE HIGHLAND STREET CONNECTION
BOSTON PARTNERS DOMESTIC EQ

TRANSACTION REPORT
FOR THE PERIOD 01 JANUARY 2002 THROUGH 31 DECEMBER 2002

RUN DATE: 03-APR-04
PAGE: 6
M25701

TRAN CODE	EFFECTIVE/ CONTRACTUAL/ SETTLEMENT DATE	SECURITY DESCRIPTION (LOCAL CURR/SETTLE CURR)	SHARES PAR VALUE	TRADE DATE BASE AMOUNT	INVESTMENT BASE COST	REALIZED GAIN/LOSS IN BASE CURRENCY
B	08-APR-02 11-APR-02	CNOC LTD SPONSORED ADR	1,000,000-	24,244 66	15,400 00-	8,844.66
B	09-APR-02 12-APR-02	CNOC LTD SPONSORED ADR	300 000-	7,299 79	4,620.00-	2,679 79
B	10-APR-02 15-APR-02	CNOC LTD SPONSORED ADR	3,100 000-	74,490 44	54,911 90-	19,578 54
B	11-APR-02 16-APR-02	CNOC LTD SPONSORED ADR	1,200,000-	28,720 01	24,085 60-	4,634 21
B	28-AUG-02 03-SEP-02	CALPINE CORP COM	8,000 000-	42,090 78	101,200.00-	50,301 30-
B	16-OCT-02 21-OCT-02	CALPINE CORP COM	2,000,000-	6,717 27	32,200.00-	25,482.73-
B	16-OCT-02 21-OCT-02	CALPINE CORP COM	3,500 000-	7,959.00	27,671.55-	19,711 73-
B	17-OCT-02 22-OCT-02	CALPINE CORP COM	4,100 000-	9,255 07	24,727.51-	15,471.64-
S	18-OCT-02 23-OCT-02	CALPINE CORP COM	400 000-	799 77	2,412.44-	1,612 67-
S	18-OCT-02 23-OCT-02	CALPINE CORP COM	3,700 000-	7,371 20	23,105 37-	15,614 09-
B	21-OCT-02 24-OCT-02	CALPINE CORP COM	1,000 000-	3,737 22	12,422 52-	8,685 30-

HSC F530500
THE HIGHLAND STREET CONNECTION
BOSTON PARTNERS DOMESTIC EQ

TRANSACTION REPORT
FOR THE PERIOD 01 JANUARY 2002 THROUGH 31 DECEMBER 2002

RUN DATE: 03-APR-03
PAGE: 67
M25701

TRAN CODE	EFFECTIVE/ CONTRACTUAL/ SETTLEMENT DATE	SECURITY DESCRIPTION (LOCAL CURR/SETTLE CURR)	SHARES PAR VALUE	TRADE DATE BASE AMOUNT	INVESTMENT BASE COST	REALIZED GAIN/LOSS IN BASE CURRENCY
S	21-OCT-02 24-OCT-02	CALPINE CORP COM	400 000-	010 33	2,760 56-	1,950 25-
S	22-OCT-02 25-OCT-02	CALPINE CORP COM	1,100 000-	2,253 20	7,591 54-	5,330 26-
S	22-OCT-02 25-OCT-02	CALPINE CORP COM	1,900 000-	3,956 62	12,041 22-	8,084 60-
S	23-OCT-02 28-OCT-02	CALPINE CORP COM	2,200 000-	4,452 64	14,107 00-	9,735 14-
S	24-OCT-02 29-OCT-02	CALPINE CORP COM	1,100 000-	2,500 64	7,093 90-	4,593 24-
S	30-OCT-02 04-NOV-02	CALPINE CORP COM	700 000-	1,390 43	4,514 30-	3,123 07-
S	31-OCT-02 05-NOV-02	CALPINE CORP COM	5,000 000-	9,974 19	30,035 50-	20,061 31-
S	01-NOV-02 06-NOV-02	CALPINE CORP COM	1,000 000-	2,146 13	4,003 70-	2,457 57-
S	05-NOV-02 08-NOV-02	CALPINE CORP COM	5,700 000-	15,419 17	27,301 09-	11,961 92-
S	06-NOV-02 12-NOV-02	CALPINE CORP COM	2,700 000-	0,479 36	12,470 94-	3,991 50-
S	06-NOV-02 12-NOV-02	CALPINE CORP COM	6,700 000-	22,655 34	29,955 70-	7,300 34-

HSC F530500
THE HIGHLAND STREET CONNECTION
BOSTON PARTNERS DOMESTIC EQ

TRANSACTION REPORT
FOR THE PERIOD 01 JANUARY 2002 THROUGH 31 DECEMBER 2002

RUN DATE: 03-APR-03
PAGE: 68
M25701

TRAN CODE	EFFECTIVE/ CONTRACTUAL/ SETTLEMENT DATE	SECURITY DESCRIPTION (LOCAL CURR/SETTLE CURR)	SHARES PAR VALUE	TRADE DATE BASE AMOUNT	INVESTMENT BASE COST	REALIZED GAIN/LOSS IN BASE CURRENCY
S	20-AUG-02 03-SEP-02	CANADIAN NAT RES LTD	600 000-	19,904 40	10,948 30-	956 10
S	20-AUG-02 03-SEP-02	CEMEX SA SPON ADR NEW REP ORD PARTN CTF NEW	1,600 000-	37,750 06	39,711.82-	1,960 46-
S	13-SEP-02 10-SEP-02	CEMEX SA SPON ADR NEW REP ORD PARTN CTF NEW	1,500 000-	33,296 44	30,900.10-	3,491.66-
S	16-SEP-02 19-SEP-02	CEMEX SA SPON ADR NEW REP ORD PARTN CTF NEW	3,100 000-	69,000 17	61,301.75-	12,221 56-
S	17-SEP-02 20-SEP-02	CEMEX SA SPON ADR NEW REP ORD PARTN CTF NEW	1,500 000-	33,486 40	30,046 75-	4,860 27-
S	10-SEP-02 23-SEP-02	CEMEX SA SPON ADR NEW REP ORD PARTN CTF NEW	500 000-	10,976 96	12,602.25-	1,705 29-
S	20-SEP-02 25-SEP-02	CEMEX SA SPON ADR NEW REP ORD PARTN CTF NEW	1,300 000-	26,707 04	32,073.05-	6,266.01-
S	20-AUG-02 03-SEP-02	CITIGROUP INC COM	3,000 000-	100,421.97	125,510.22-	25,096.25-
S	13-NOV-02 13-NOV-02	CITIGROUP INC COM	196-	7.11	10.73-	3.62-
S	20-NOV-02 25-NOV-02	CITIGROUP INC COM	1,700 000-	63,950 53	60,471 20-	14,512 67-
S	12-JUN-02 17-JUN-02	CLEAR CHANNEL COMMUNICATIONS INC COM	3,000 000-	170,250.06	192,201 67-	22,031 61-

HSC F330500
THE HIGHLAND STREET CONNECTION
BOSTON PARTNERS DOMESTIC EQ

TRANSACTION REPORT
FOR THE PERIOD 01 JANUARY 2002 THROUGH 31 DECEMBER 2002

RUN DATE: 05-APR-01
PAGE: 6
M25701

TRAN CODE	EFFECTIVE/ CONTRACTUAL/ SETTLEMENT DATE	SECURITY DESCRIPTION (LOCAL CURR/SETTLE CURR)	SHARES PAR VALUE	TRADE DATE BASE AMOUNT	INVESTMENT BASE COST	REALIZED GAIN/LOSS IN BASE CURRENCY
S	12-DEC-02 12-DEC-02 13-DEC-02	COMCAST CORP NEW CL A	103-	2 38	5 51-	5 13-
S	11-MAR-02 14-MAR-02	COMERICA INC COM	2,200.000-	157,409 93	127,752.98-	9,657 03
S	12-MAR-02 15-MAR-02	COMERICA INC COM	100.000-	6,506 90	5,942.45-	564.45
S	15-MAR-02 20-MAR-02	COMERICA INC COM	2,900.000-	104,041 77	167,429.69-	17,412 08
S	19-MAR-02 22-MAR-02	COMERICA INC COM	700.000-	45,128 95	38,304 00-	6,744.07
S	15-MAR-02 20-MAR-02	COMPAQ COMPUTER CORP COM	900.000-	9,317 28	8,601 31-	635 97
S	15-MAR-02 20-MAR-02	COMPAQ COMPUTER CORP COM	4,400.000-	65,257 25	61,733 76-	3,523 49
S	18-MAR-02 21-MAR-02	COMPAQ COMPUTER CORP COM	13,400.000-	150,134 49	160,217 46-	10,002 97-
S	13-FEB-02 19-FEB-02	COMPUTER SCIENCES CORP COM	1,900.000-	94,155 36	62,776 00-	31,379 36
S	14-FEB-02 20-FEB-02	COMPUTER SCIENCES CORP COM	500.000-	24,697 67	16,520 00-	8,177 67
S	15-FEB-02 21-FEB-02	COMPUTER SCIENCES CORP COM	700.000-	34,239 63	23,120 00-	11,111 63

HSC F330500
THE HIGHLAND STREET CONNECTION
BOSTON PARTNERS DOMESTIC EQ

TRANSACTION REPORT
FOR THE PERIOD 01 JANUARY 2002 THROUGH 31 DECEMBER 2002

RUN DATE: 05-APR-01
PAGE: 7
M25701

TRAN CODE	EFFECTIVE/ CONTRACTUAL/ SETTLEMENT DATE	SECURITY DESCRIPTION (LOCAL CURR/SETTLE CURR)	SHARES PAR VALUE	TRADE DATE BASE AMOUNT	INVESTMENT BASE COST	REALIZED GAIN/LOSS IN BASE CURRENCY
S	28-AUG-02 03-SEP-02	COMPUTER SCIENCES CORP COM	1,100.000-	41,001 26	36,344 00-	4,657 26
S	14-JAN-02 17-JAN-02	CONOCO INC COM	3,000.000-	84,670 42	81,164 97-	3,505.45
S	15-JAN-02 18-JAN-02	CONOCO INC COM	6,100.000-	173,172 12	159,004.15-	13,207.97
S	17-JAN-02 23-JAN-02	CONOCO INC COM	400.000-	11,279.03	10,025.04-	454 79
S	23-JAN-02 28-JAN-02	CONOCO INC COM	400.000-	11,279 03	10,000 36-	471 47
S	24-JAN-02 29-JAN-02	CONOCO INC COM	600.000-	16,919 74	16,212 34-	707 30
S	25-JAN-02 30-JAN-02	CONOCO INC COM	1,600.000-	45,107 96	45,233.44-	1,954 52
S	28-JAN-02 31-JAN-02	CONOCO INC COM	300.000-	8,459 07	8,060 26-	391.61
S	30-JAN-02 04-FEB-02	CONOCO INC COM	500.000-	14,424 76	13,647 10-	777 66
S	20-AUG-02 03-SEP-02	COUNTRYWIDE CR INDS INC COM	1,000.000-	93,022 17	60,408 25-	33,410 92
S	20-AUG-02 03-SEP-02	CP SHIPS LTD COM	400.000-	4,149 07	2,540 11-	1,501 74

HSC F330500
 THE HIGHLAND STREET CONNECTION
 BOSTON PARTNERS DOMESTIC EQ

TRANSACTION REPORT
 FOR THE PERIOD 01 JANUARY 2002 THROUGH 31 DECEMBER 2002

RUN DATE: 03-APR-03
 PAGE: 71
 M25701

TRAN CODE	EFFECTIVE/ CONTRACTUAL/ SETTLEMENT DATE	SECURITY DESCRIPTION (LOCAL CURR/SETTLE CURR)	SHARES PAR VALUE	TRADE DATE BASE AMOUNT	INVESTMENT BASE COST	REALIZED GAIN/LOSS IN BASE CURRENCY
S	28-AUG-02 03-SEP-02	CYPRESS SEMICONDUCTOR CORP	900 000-	10,201 19	21,210 04-	11,016 05-
S	10-DEC-02 13-DEC-02	CYPRESS SEMICONDUCTOR CORP	2,500 000-	15,093 01	50,659 40-	42,746 39-
S	11-DEC-02 16-DEC-02	CYPRESS SEMICONDUCTOR CORP	1,000 000-	11,435 23	41,570 00-	30,134 77-
S	01-MAR-02 06-MAR-02	DEVON ENERGY CORP NEW COM	300 000-	13,265 61	11,176 95-	2,086 66
S	04-MAR-02 07-MAR-02	DEVON ENERGY CORP NEW COM	9,100 000-	137,456 09	115,495.15-	21,961 74
S	04-MAR-02 07-MAR-02	DEVON ENERGY CORP NEW COM	200 000-	8,047 06	7,451 30-	1,596 56
S	06-MAR-02 11-MAR-02	DEVON ENERGY CORP NEW COM	1,500 000-	70,107 09	54,900 07-	15,207 02
S	02-MAY-02 07-MAY-02	DEVON ENERGY CORP NEW COM	600 000-	29,909 01	20,544 54-	9,444 47
S	03-MAY-02 08-MAY-02	DEVON ENERGY CORP NEW COM	2,300 000-	115,470 37	81,302 42-	34,095 95
S	03-MAY-02 08-MAY-02	DEVON ENERGY CORP NEW COM	100 000-	5,021 04	3,645 21-	1,376 63
S	06-MAY-02 09-MAY-02	DEVON ENERGY CORP NEW COM	1,500 000-	72,944 45	55,791 99-	17,152 46

HSC F330500
 THE HIGHLAND STREET CONNECTION
 BOSTON PARTNERS DOMESTIC EQ

TRANSACTION REPORT
 FOR THE PERIOD 01 JANUARY 2002 THROUGH 31 DECEMBER 2002

RUN DATE: 03-APR-03
 PAGE: 72
 M25701

TRAN CODE	EFFECTIVE/ CONTRACTUAL/ SETTLEMENT DATE	SECURITY DESCRIPTION (LOCAL CURR/SETTLE CURR)	SHARES PAR VALUE	TRADE DATE BASE AMOUNT	INVESTMENT BASE COST	REALIZED GAIN/LOSS IN BASE CURRENCY
S	07-MAY-02 10-MAY-02	DEVON ENERGY CORP NEW COM	600 000-	29,002 02	22,613 02-	6,389 00
S	28-AUG-02 03-SEP-02	DEVON ENERGY CORP NEW COM	400 000-	19,309 41	16,491 37-	2,818 04
S	10-SEP-02 25-SEP-02	DEVON ENERGY CORP NEW COM	1,200 000-	57,616 02	50,046 96-	7,569 66
S	19-SEP-02 24-SEP-02	DEVON ENERGY CORP NEW COM	800 000-	30,031.33	33,364 64-	4,666.69
S	03-JUN-02 06-JUN-02	E. PASO CORP COM	17,302.000-	363,077 71	720,657 04-	344,779 33-
S	03-JUN-02 06-JUN-02	EL PASO CORP COM	3,700 000-	77,455 60	95,051 74-	16,596 06-
S	10-JAN-02 24-JAN-02	ELECTRONIC DATA SYS CORP NEW COM	1,700 000-	113,020 41	107,040.03-	5,979.50
S	20-AUG-02 03-SEP-02	EQUITY RESIDENTIAL SH TEN INT COM	800 000-	22,059 33	16,075 16-	5,984.17
FC	27-DEC-01 02-JAN-02	EXELON CORP COM	300 000-	14,252 70	0 00	
S	20-AUG-02 03-SEP-02	EXXON MOBIL CORP	2,000 000-	72,647 01	82,323 50-	9,676 69-
S	00-JAN-02 11-JAN-02	FAIRMONT HOTELS & RESORTS INC COM	2,400 000-	60,257 53	42,177 01-	18,079.52

HSC F330500
THE HIGHLAND STREET CONNECTION
BOSTON PARTNERS DOMESTIC EQ

TRANSACTION REPORT
FOR THE PERIOD 01 JANUARY 2002 THROUGH 31 DECEMBER 2002

RUN DATE: 05-APR-03
PAGE: 73
M25701

TRAN CODE	EFFECTIVE/ CONTRACTUAL/ SETTLEMENT DATE	SECURITY DESCRIPTION (LOCAL CURR/SETTLE CURR)	SHARES PAR VALUE	TRADE DATE BASE AMOUNT	INVESTMENT BASE COST	REALIZED GAIN/LOSS IN BASE CURRENCY
8	26-AUG-02 03-SEP-02	FREDIE MAC CORP COM	2,400 000-	151,255 44	149,915.09-	1,339 95
8	27-SEP-02 02-OCT-02	FREDIE MAC CORP COM	1,100 000-	61,374 19	69,632 29-	8,258 10-
8	30-SEP-02 03-OCT-02	FREDIE MAC CORP COM	2,500 000-	139,314 05	162,324 50-	23,010 53-
8	01-OCT-02 04-OCT-02	FREDIE MAC CORP COM	700 000-	40,640 20	46,921 14-	6,280 06-
8	26-AUG-02 03-SEP-02	FANNIE MAE	600 000-	45,337 63	32,410 00-	12,919 63
8	26-AUG-02 03-SEP-02	FEDERATED DEPT STORES INC DEL COM	1,100 000-	39,494 31	45,650 00-	6,144 49-
8	26-AUG-02 03-SEP-02	FLEET BOSTON FINL CORP COM	2,900 000-	71,845 33	99,700 01-	27,934 60-
8	12-JUN-02 17-JUN-02	FORD MTR CO DEL COM PAR 00 01	3,700.000-	61,539 50	54,030 50-	7,509 00
8	12-JUN-02 17-JUN-02	FORD MTR CO DEL COM PAR 00 01	2,700 000-	44,907 20	39,433 50-	5,473 70
8	13-JUN-02 16-JUN-02	FORD MTR CO DEL COM PAR 00 01	3,700 000-	60,798 70	54,030 50-	6,760 20
8	17-JUN-02 20-JUN-02	FORD MTR CO DEL COM PAR 00 01	6,500 000-	104,955 50	94,932 50-	10,023 00

HSC F330500
THE HIGHLAND STREET CONNECTION
BOSTON PARTNERS DOMESTIC EQ

TRANSACTION REPORT
FOR THE PERIOD 01 JANUARY 2002 THROUGH 31 DECEMBER 2002

RUN DATE: 05-APR-03
PAGE: 74
M25701

TRAN CODE	EFFECTIVE/ CONTRACTUAL/ SETTLEMENT DATE	SECURITY DESCRIPTION (LOCAL CURR/SETTLE CURR)	SHARES PAR VALUE	TRADE DATE BASE AMOUNT	INVESTMENT BASE COST	REALIZED GAIN/LOSS IN BASE CURRENCY
8	26-AUG-02 03-SEP-02	FORD MTR CO DEL COM PAR 00 01	2,200.000-	26,102 21	32,131 00-	6,028.79-
8	03-DEC-02 06-DEC-02	FORD MTR CO DEL COM PAR 00 01	9,000 000-	100,405 10	155,911.61-	55,426 43-
8	26-AUG-02 03-SEP-02	GANNETT INC COM	600 000-	45,523 62	37,660 12-	7,853 50
8	09-JUL-02 12-JUL-02	GENSTAR-TV GUIDE INTL INC	4,500 000-	21,935.03	46,367 10-	24,432 07-
8	10-JUL-02 15-JUL-02	GENSTAR-TV GUIDE INTL INC	2,700 000-	12,027.50	27,020 26-	14,992 60-
8	11-JUL-02 16-JUL-02	GENSTAR-TV GUIDE INTL INC	3,200 000-	14,663 55	33,149 60-	18,486 05-
8	12-JUL-02 17-JUL-02	GENSTAR-TV GUIDE INTL INC	2,200 000-	10,227 04	22,064 04-	11,637 00-
8	06-AUG-02 09-AUG-02	GENERAL MTRS CORP COM	3,200 000-	137,310 10	100,397 44-	31,079 34-
8	15-JAN-02 18-JAN-02	GILLETTE CO COM	2,200 000-	71,019 24	50,300 00-	15,431 24
8	16-JAN-02 22-JAN-02	GILLETTE CO COM	500 000-	16,212.25	13,270 00-	2,942.25
8	17-JAN-02 23-JAN-02	GILLETTE CO COM	700 000-	22,637 06	10,570 00-	4,059 06

HSC F330500
THE HIGHLAND STREET CONNECTION
BOSTON PARTNERS DOMESTIC EQ

TRANSACTION REPORT
FOR THE PERIOD 01 JANUARY 2002 THROUGH 31 DECEMBER 2002

RUN DATE: 03-APR-03
PAGE: 75
M25701

TRAN CODE	EFFECTIVE/ CONTRACTUAL/ SETTLEMENT DATE	SECURITY DESCRIPTION (LOCAL CURR/SETTLE CURR)	SHARES PAR VALUE	TRADE DATE BASE AMOUNT	INVESTMENT BASE COST	REALIZED GAIN/LOSS IN BASE CURRENCY
S	01-MAR-02 06-MAR-02	GILLETTE CO COM	3,100 000-	105,917 03	88,328 62-	17,588 41
S	15-MAR-02 20-MAR-02	GILLET E CO COM	1,000 000-	33,949 49	29,278 90-	4,670 59
S	18-MAR-02 21-MAR-02	GILLETTE CO COM	1,900 000-	64,035 57	59,698.69-	5,136 88
S	19-MAR-02 22-MAR-02	GILLETTE CO COM	1,400 000-	48,152 97	44,789 22-	3,363 75
S	24-JUN-02 27-JUN-02	GOLDEN ST BANCORP INC COM	800 000-	29,291 11	22,113 52-	7,177 59
S	25-JUN-02 28-JUN-02	GOLDEN ST BANCORP INC COM	1,200 000-	44,172 58	33,225 56-	10,947 02
S	05-FEB-02 08-FEB-02	GOLDEN WEST FINL CORP DEL COM	1,000 000-	62,149 56	55,788 30-	6,361 26
S	07-FEB-02 12-FEB-02	GOLDEN WEST FINL CORP DEL COM	300 000-	18,599 12	16,866 40-	1,732 64
S	08-FEB-02 13-FEB-02	GOLDEN WEST FINL CORP DEL COM	1,900 000-	118,110 94	104,881 93-	13,227 01
S	11-FEB-02 14-FEB-02	GOLDEN WEST FINL CORP DEL COM	600 000-	38,899 96	34,822 83-	3,277 93
S	17-JUN-02 20-JUN-02	GOLDEN WEST FINL CORP DEL COM	1,200 000-	82,590 27	69,557 64-	13,032 63

HSC F330500
THE HIGHLAND STREET CONNECTION
BOSTON PARTNERS DOMESTIC EQ

TRANSACTION REPORT
FOR THE PERIOD 01 JANUARY 2002 THROUGH 31 DECEMBER 2002

RUN DATE: 03-APR-03
PAGE: 76
M25701

TRAN CODE	EFFECTIVE/ CONTRACTUAL/ SETTLEMENT DATE	SECURITY DESCRIPTION (LOCAL CURR/SETTLE CURR)	SHARES PAR VALUE	TRADE DATE BASE AMOUNT	INVESTMENT BASE COST	REALIZED GAIN/LOSS IN BASE CURRENCY
S	18-JUN-02 21-JUN-02	GOLDEN WEST FINL CORP DEL COM	300 000-	20,684 87	17,815 87-	2,868 99
S	26-JUL-02 31-JUL-02	GOLDEN WEST FINL CORP DEL COM	2,100 000-	125,844 79	117,883 78-	7,961 01
S	28-AUG-02 03-SEP-02	GOLDEN WEST FINL CORP DEL COM	500 000-	33,411.49	28,848 80-	4,562 69
S	30-SEP-02 03-OCT-02	GOLDEN WEST FINL CORP DEL COM	400 000-	24,952 88	22,438 80-	2,514 08
S	01-OCT-02 04-OCT-02	GOLDEN WEST FINL CORP DEL COM	900 000-	57,115 81	47,985 80-	9,130 01
S	12-DEC-02 17-DEC-02	GOLDEN WEST FINL CORP DEL COM	800 000-	56,563 33	51,714 80-	4,848 53
S	13-DEC-02 18-DEC-02	GOLDEN WEST FINL CORP DEL COM	400 000-	28,829 31	26,857 80-	1,971 51
S	28-AUG-02 05-SEP-02	GOLDMAN SACHS GROUP INC COM	500 000-	39,136 32	44,689 15-	5,472 83-
S	11-NOV-02 14-NOV-02	GOLDMAN SACHS GROUP INC COM	500 000-	35,899 71	44,689 15-	8,789 44-
S	12-NOV-02 15-NOV-02	GOLDMAN SACHS GROUP INC COM	1,900 000-	137,366 24	163,892 84-	26,526 18-
S	28-AUG-02 05-SEP-02	GUIDANT CORP COM	500 000-	17,311 97	21,529 40-	4,217 43-

HSC F330500
THE HIGHLAND STREET CONNECTION
BOSTON PARTNERS DOMESTIC EQ

TRANSACTION REPORT
FOR THE PERIOD 01 JANUARY 2002 THROUGH 31 DECEMBER 2002

RUN DATE: 03-APR-03
PAGE: 7
M25701

TRAN CODE	EFFECTIVE/ CONTRACTUAL/ SETTLEMENT DATE	SECURITY DESCRIPTION (LOCAL CURR/SETTLE CURR)	SHARES PAR VALUE	TRADE DATE BASE AMOUNT	INVESTMENT BASE COST	REALIZED GAIN/LOSS IN BASE CURRENCY
S	02-OCT-02 07-OCT-02	GUIDANT CORP COM	2,400 000-	62,312 44	103,341 12-	41,028 60-
S	28-AUG-02 03-SEP-02	HARRAIS ENTMT INC COM	700 000-	33,021 58	31,150 45-	1,883 05
S	09-OCT-02 15-OCT-02	HARRAIS ENTMT INC COM	2,400 000-	110,923 69	106,686 09-	4,237 60
S	18-OCT-02 16-OCT-02	HARRAIS ENTMT INC COM	1,100 000-	45,408 43	40,709 06-	5,220 65-
S	02-MAY-02 07-MAY-02	HEALTHSOUTH CORP COM	1,300 000-	10,992 42	17,231 24-	1,741 10
S	09-MAY-02 14-MAY-02	HEALTHSOUTH CORP COM	3,400 000-	50,716 94	45,066 32-	5,650 62
S	10-MAY-02 15-MAY-02	HEALTHSOUTH CORP COM	700 000-	10,404 20	9,270 36-	1,125 04
S	27-AUG-02 30-AUG-02	HEALTHSOUTH CORP COM	9,000 000-	64,434 02	124,247 64-	59,013 62-
S	15-MAR-02 20-MAR-02	HEWLETT PACKARD CO COM	13,400 000-	255,299 66	209,002 46-	45,497.20
S	17-DEC-02 20-DEC-02	HEWLETT PACKARD CO COM	5,500 000-	66,654 08	44,317 35-	22,336.75
S	18-DEC-02 23-DEC-02	HEWLETT PACKARD CO COM	2,300 000-	43,052 06	29,122 03-	15,930 03

HSC F330500
THE HIGHLAND STREET CONNECTION
BOSTON PARTNERS DOMESTIC EQ

TRANSACTION REPORT
FOR THE PERIOD 01 JANUARY 2002 THROUGH 31 DECEMBER 2002

RUN DATE: 03-APR-03
PAGE: 7
M25701

TRAN CODE	EFFECTIVE/ CONTRACTUAL/ SETTLEMENT DATE	SECURITY DESCRIPTION (LOCAL CURR/SETTLE CURR)	SHARES PAR VALUE	TRADE DATE BASE AMOUNT	INVESTMENT BASE COST	REALIZED GAIN/LOSS IN BASE CURRENCY
S	19-DEC-02 24-DEC-02	HEWLETT PACKARD CO COM	3,100 000-	50,640 36	59,252.51-	19,895.05
S	20-DEC-02 24-DEC-02	HEWLETT PACKARD CO COM	1,100 000-	20,797 10	15,920 31-	6,060 07
S	23-DEC-02 27-DEC-02	HEWLETT PACKARD CO COM	800 000-	15,156 50	10,129 60-	5,026.90
S	24-JUN-02 27-JUN-02	IBM CORP COM	3,600 000-	246,725 24	300,529.36-	61,006 12-
S	28-AUG-02 03-SEP-02	INTERNATIONAL GAME TECHNOLOGY COM	700 000-	45,597 18	81,620.52-	13,740 61
S	16-OCT-02 21-OCT-02	INTERNATIONAL GAME TECHNOLOGY COM	1,000.000-	69,679.00	45,370 92-	24,300 00
S	17-OCT-02 22-OCT-02	INTERNATIONAL GAME TECHNOLOGY COM	600 000-	42,274 90	27,370.24-	14,904.66
S	20-MAR-02 25-MAR-02	INTERNATIONAL PAPER CO COM	2,700 000-	119,747.52	80,055 01-	30,092 51
S	21-MAR-02 26-MAR-02	INTERNATIONAL PAPER CO COM	800 000-	35,010 03	23,957 04-	11,053 79
S	14-MAY-02 17-MAY-02	INTERNATIONAL PAPER CO COM	700 000-	30,711 99	26,452 35-	4,259.64
S	28-AUG-02 03-SEP-02	INTERNATIONAL PAPER CO COM	700 000-	26,800 70	27,367 34-	1,050 64-

HSC F330500
THE HIGHLAND STREET CONNECTION
BOSTON PARTNERS DOMESTIC EQ

TRANSACTION REPORT
FOR THE PERIOD 01 JANUARY 2002 THROUGH 31 DECEMBER 2002

RUN DATE: 03-APR-03
PAGE: 79
M25701

TRAN CODE	EFFECTIVE/ CONTRACTUAL/ SETTLEMENT DATE	SECURITY DESCRIPTION (LOCAL CURR/SETTLE CURR)	SHARES PAR VALUE	TRADE DATE BASE AMOUNT	INVESTMENT BASE COST	REALIZED GAIN/LOSS IN BASE CURRENCY
S	06-JUN-02 11-JUN-02	INTERPUBLIC GROUP COS INC COM	2,700 000-	05,139 50	75,666 15-	9,478 35
S	07-JUN-02 12-JUN-02	INTERPUBLIC GROUP COS INC COM	2,700 000-	02,334 01	73,769 20-	0,564 61
S	28-AUG-02 03-SEP-02	INTERPUBLIC GROUP COS INC COM	1,200 000-	22,505 32	31,511 04-	9,005 72-
S	17-OCT-02 22-OCT-02	INTERPUBLIC GROUP COS INC COM	9,900 000-	104,209 19	200,334 95-	96,125 76-
S	28-AUG-02 03-SEP-02	J P MORGAN CHASE & CO COM	1,400 000-	36,925 00	51,443 20-	14,519 40-
S	05-DEC-02 10-DEC-02	J P MORGAN CHASE & CO COM	3,900 000-	92,452 17	139,052 09-	47,400 72-
S	10-JUL-02 15-JUL-02	JOHNSON & JOHNSON COM	4,500 000-	227,021 75	100,256 19-	30,745 56
S	20-AUG-02 03-SEP-02	KNIGHT RIDDER INC	700 000-	43,101 20	46,060 01-	3,766 01-
S	17-APR-02 22-APR-02	KRAFT FOODS INC CL A	3,400 000-	131,601.53	105,704 35-	25,097 10
S	10-APR-02 23-APR-02	KRAFT FOODS INC CL A	3,500 000-	126,094 37	112,401 19-	14,413 10
S	10-APR-02 23-APR-02	KRAFT FOODS INC CL A	300 000-	11,550 91	10,247 46-	1,303 45

HSC F330500
THE HIGHLAND STREET CONNECTION
BOSTON PARTNERS DOMESTIC EQ

TRANSACTION REPORT
FOR THE PERIOD 01 JANUARY 2002 THROUGH 31 DECEMBER 2002

RUN DATE: 03-APR-03
PAGE: 00
M25701

TRAN CODE	EFFECTIVE/ CONTRACTUAL/ SETTLEMENT DATE	SECURITY DESCRIPTION (LOCAL CURR/SETTLE CURR)	SHARES PAR VALUE	TRADE DATE BASE AMOUNT	INVESTMENT BASE COST	REALIZED GAIN/LOSS IN BASE CURRENCY
S	20-AUG-02 03-SEP-02	KROGER CO COM	1,700 000-	83,956 47	53,025 75-	930.74
S	29-AUG-02 04-SEP-02	KROGER CO COM	4,000 000-	05,704 77	93,775 60-	0,070 91-
S	30-AUG-02 05-SEP-02	KROGER CO COM	3,900 000-	71,021.92	70,331 09-	7,309.97-
S	29-APR-02 02-MAY-02	LSI LOGIC CORP COM	1,300 000-	10,651 71	25,267 97-	0,616 26-
S	30-APR-02 03-MAY-02	LSI LOGIC CORP COM	1,900 000-	24,494 24	36,946 67-	12,432 43-
S	01-MAY-02 06-MAY-02	LSI LOGIC CORP COM	1,200 000-	15,490.01	23,849.12-	7,050 51-
S	00-MAY-02 13-MAY-02	LSI LOGIC CORP COM	000 000-	10,101 61	15,566 00-	5,434 67-
S	14-MAY-02 17-MAY-02	LSI LOGIC CORP COM	1,000 000-	13,052 90	19,457 60-	6,404 70-
S	20-AUG-02 03-SEP-02	LIBERTY MEDIA CORP NEW COM SER A	4,400 000-	36,092 00	54,622 59-	17,729.71-
S	14-MAY-02 21-MAY-02	LINCARE HLDGS INC COM	100 000-	3,004 90	2,627 09-	437 01
S	17-MAY-02 22-MAY-02	LINCARE HLDGS INC COM	200 000-	6,152 01	5,255 70-	097 03

HSC F530500
THE HIGHLAND STREET CONNECTION
BOSTON PARTNERS DOMESTIC EQ

TRANSACTION REPORT
FOR THE PERIOD 01 JANUARY 2002 THROUGH 31 DECEMBER 2002

RUN DATE: 03-APR-0
PAGE: 8
M25701

TRAN CODE	EFFECTIVE/ CONTRACTUAL/ SETTLEMENT DATE	SECURITY DESCRIPTION (LOCAL CURR/SETTLE CURR)	SHARES PAR VALUE	TRADE DATE BASE AMOUNT	INVESTMENT BASE COST	REALIZED GAIN/LOSS IN BASE CURRENCY
S	17-MAY-02 22-MAY-02	LINCARE HLDGS INC COM	900 000-	27,496 66	23,651.91-	4,045 65
S	11-JUN-02 14-JUN-02	LINCARE HLDGS INC COM	200 000-	6,135 81	5,255 70-	880 03
S	11-JUN-02 14-JUN-02	LINCARE HLDGS INC COM	600 000-	18,408 22	15,971 70-	2,436 44
S	17-JUN-02 20-JUN-02	LINCARE HLDGS INC COM	800 000-	24,581 41	21,924 80-	2,657 41
S	18-JUN-02 21-JUN-02	LINCARE HLDGS INC COM	900 000-	27,881 16	24,744.15-	3,137 01
S	19-JUN-02 24-JUN-02	LINCARE HLDGS INC COM	1,000 000-	30,919 36	26,721 74-	4,197 62
S	20-JUN-02 25-JUN-02	LINCARE HLDGS INC COM	1,000 000-	30,792 37	25,247 53-	5,524 84
S	21-JUN-02 26-JUN-02	LINCARE HLDGS INC COM	700 000-	21,568 23	17,612 21-	3,956.02
S	26-JUN-02 01-JUL-02	LINCARE HLDGS INC COM	100 000-	3,081 67	2,516 03-	565 64
S	23-JUL-02 26-JUL-02	LINCARE HLDGS INC COM	4,500 000-	139,816 55	111,728 50-	27,288 05
S	24-JUL-02 29-JUL-02	LINCARE HLDGS INC COM	300 000-	9,261 17	7,599 80-	1,662 17

HSC F530500
THE HIGHLAND STREET CONNECTION
BOSTON PARTNERS DOMESTIC EQ

TRANSACTION REPORT
FOR THE PERIOD 01 JANUARY 2002 THROUGH 31 DECEMBER 2002

RUN DATE: 03-APR-0
PAGE: 8
M25701

TRAN CODE	EFFECTIVE/ CONTRACTUAL/ SETTLEMENT DATE	SECURITY DESCRIPTION (LOCAL CURR/SETTLE CURR)	SHARES PAR VALUE	TRADE DATE BASE AMOUNT	INVESTMENT BASE COST	REALIZED GAIN/LOSS IN BASE CURRENCY
S	25-JUL-02 30-JUL-02	LINCARE HLDGS INC COM	100 000-	3,076 57	2,533 00-	543.57
S	30-JUL-02 02-AUG-02	LINCARE HLDGS INC COM	100 000-	3,097 23	2,533 00-	564 23
S	31-JUL-02 05-AUG-02	LINCARE HLDGS INC COM	500 000-	15,479.18	12,649 80-	2,830 18
S	28-AUG-02 03-SEP-02	LOCKHEED MARTIN CORP COM	600 000-	57,509 87	15,836.09-	22,273 78
S	28-FEB-02 05-MAR-02	LOEWS CORP COM	3,200 000-	188,488 69	112,761 84-	75,736 85
S	01-MAR-02 06-MAR-02	LOEWS CORP COM	1,600 000-	94,491 38	72,838 18-	22,453 20
S	12-JUN-02 17-JUN-02	LOEWS CORP COM	500 000-	27,486 52	23,827.05-	3,659.47
S	13-JUN-02 18-JUN-02	LOEWS CORP COM	100 000-	5,478 55	4,765 41-	712 92
S	13-JUN-02 18-JUN-02	LOEWS CORP COM	3,400 000-	186,333.08	177,425.94-	8,987 14
S	17-JUL-02 22-JUL-02	LOEWS CORP CAROLINA GROUP STK	700 000-	17,954 45	19,830.30-	1,875.05-
S	18-JUL-02 23-JUL-02	LOEWS CORP CAROLINA GROUP STK	300 000-	7,109 78	8,498.70-	1,388 92-



Mellon TrustSM

Boston Safe Deposit and Trust Company

The Highland Street Connection
2002 form 990 P/S 04-3048298

HSC F330500
THE HIGHLAND STREET CONNECTION
BOSTON PARTNERS DOMESTIC EQ

TRANSACTION REPORT
FOR THE PERIOD 01 JANUARY 2002 THROUGH 31 DECEMBER 2002

RUN DATE: 03-APR-03
PAGE: 03
M25701

TRAN CODE	EFFECTIVE/ CONTRACTUAL/ SETTLEMENT DATE	SECURITY DESCRIPTION (LOCAL CURR/SETTLE CURR)	SHARES PAR VALUE	TRADE DATE BASE AMOUNT	INVESTMENT BASE COST	REALIZED GAIN/LOSS IN BASE CURRENCY
S	19-JUL-02 24-JUL-02	LOEWS CORP CAROLINA GROUP STK	200 000-	4,660 33	5,665 00-	1,005 47-
S	23-JUL-02 26-JUL-02	LOEWS CORP CAROLINA GROUP STK	500 000-	11,410 25	14,164.50-	2,754 25-
S	24-JUL-02 29-JUL-02	LOEWS CORP CAROLINA GROUP STK	400 000-	9,167 36	11,531 60-	2,144 24-
S	25-JUL-02 30-JUL-02	LOEWS CORP CAROLINA GROUP STK	500 000-	11,670 24	14,164 50-	2,494 26-
S	26-JUL-02 31-JUL-02	LOEWS CORP CAROLINA GROUP STK	700 000-	16,937 07	19,030 30-	2,092 43-
S	29-JUL-02 01-AUG-02	LOEWS CORP CAROLINA GROUP STK	500 000-	12,504 27	14,164 50-	1,660 23-
S	02-AUG-02 07-AUG-02	LOEW, CORP CAROLINA GROUP STK	500 000-	11,065 04	14,164 50-	2,298 66-
S	29-APR-02 02-MAY-02	LUCENT TECHNOLOGIES INC COM	4,300 000-	19,201 47	26,777 39-	7,495 92-
S	30-APR-02 03-MAY-02	LUCENT TECHNOLOGIES INC COM	9,700 000-	42,762 12	60,404 01-	17,642 69-
S	01-MAY-02 06-MAY-02	LUCENT TECHNOLOGIES INC COM	2,500 000-	11,424 65	15,560 25-	4,143 60-
S	02-MAY-02 07-MAY-02	LUCENT TECHNOLOGIES INC COM	3,300 000-	14,750 55	20,550 09-	5,799 54-

HSC F330500
THE HIGHLAND STREET CONNECTION
BOSTON PARTNERS DOMESTIC EQ

TRANSACTION REPORT
FOR THE PERIOD 01 JANUARY 2002 THROUGH 31 DECEMBER 2002

RUN DATE: 03-APR-03
PAGE: 04
M25701

TRAN CODE	EFFECTIVE/ CONTRACTUAL/ SETTLEMENT DATE	SECURITY DESCRIPTION (LOCAL CURR/SETTLE CURR)	SHARES PAR VALUE	TRADE DATE BASE AMOUNT	INVESTMENT BASE COST	REALIZED GAIN/LOSS IN BASE CURRENCY
S	28-AUG-02 03-SEP-02	PBIA INC COM	1,000 000-	83,590 40	77,735.60-	5,862 00
S	30-JAN-02 04-FEB-02	MANDALAY RESORT GROUP COM	1,600 000-	43,046.71	31,163 36-	11,083 35
S	30-JAN-02 04-FEB-02	MANDALAY RESORT GROUP COM	600 000-	16,142.61	11,070 55-	4,262 96
S	31-JAN-02 05-FEB-02 06-FEB-02	MANDALAY RESORT GROUP COM	3,100 000-	83,817 13	63,490 06-	19,026 27
S	28-AUG-02 03-SEP-02	MANDALAY RESORT GROUP COM	600 000-	17,030 40	16,675 60-	354 00
S	13-FEB-02 19-FEB-02	MARATHON OIL CORP COM	2,300 000-	62,069 55	67,791 12-	4,921 57-
S	28-AUG-02 03-SEP-02	MARATHON OIL CORP COM	3,200 000-	79,117 61	76,954 26-	2,163 35
S	21-OCT-02 24-OCT-02	MARATHON OIL CORP COM	4,200 000-	91,725 23	104,077 51-	12,352.20-
S	18-APR-02 23-APR-02	MASCO CORP COM	3,600 000-	101,321.02	84,765 60-	16,556 22
S	19-APR-02 24-APR-02	MASCO CORP COM	600 000-	16,692 51	14,127 60-	2,564 91
S	22-APR-02 25-APR-02	MASCO CORP COM	1,000 000-	27,602 56	23,546 00-	4,136 56

HSC F330500
THE HIGHLAND STREET CONNECTION
BOSTON PARTNERS DOMESTIC EQ

TRANSACTION REPORT
FOR THE PERIOD 01 JANUARY 2002 THROUGH 31 DECEMBER 2002

RUN DATE: 03-APR-01
PAGE: 01
M25701

TRAN CODE	EFFECTIVE/ CONTRACTUAL/ SETTLEMENT DATE	SECURITY DESCRIPTION (LOCAL CURR/SETTLE CURR)	SHARES PAR VALUE	TRADE DATE BASE AMOUNT	INVESTMENT BASE COST	REALIZED GAIN/LOSS IN BASE CURRENCY
S	19-NOV-02 22-NOV-02	MASCO CORP COM	2,300 000-	45,013 09	50,002 50-	5,069 41-
S	20-NOV-02 25-NOV-02	MASCO CORP COM	3,600 000-	69,460 18	70,706 18-	9,325 20-
S	21-NOV-02 26-NOV-02	MASCO CORP COM	1,400 000-	27,250 85	31,101 20-	3,842 43-
S	20-AUG-02 03-SEP-02	MATTEL INC COM	800 000-	15,699 52	17,645 60-	1,946.00-
S	14-OCT-02 17-OCT-02	MATTEL INC COM	2,900 000-	46,400 04	63,942 06-	17,542 02-
S	15-OCT-02 18-OCT-02	MATTEL INC COM	4,000 000-	65,043 23	77,645 10-	12,601.07-
S	14-OCT-02 21-OCT-02	MA TEL INC COM	800 000-	12,641 29	14,392 72-	1,751 43-
S	13-FEB-02 19-FEB-02	MAY DEPT STORES CO COM	1,700 000-	59,396 59	45,796 94-	13,599 65
S	14-MAY-02 21-MAY-02	MAY DEPT STORES CO COM	1,500 000-	55,316 53	55,201 94-	34 59
S	17-MAY-02 22-MAY-02	MAY DEPT STORES CO COM	600 000-	22,071 77	17,792 34-	4,279.43
S	20-MAY-02 23-MAY-02	MAY DEPT STORES CO COM	100 000-	3,676 41	2,965 39-	711 02

HSC F330500
THE HIGHLAND STREET CONNECTION
BOSTON PARTNERS DOMESTIC EQ

TRANSACTION REPORT
FOR THE PERIOD 01 JANUARY 2002 THROUGH 31 DECEMBER 2002

RUN DATE: 03-APR-01
PAGE: 02
M25701

TRAN CODE	EFFECTIVE/ CONTRACTUAL/ SETTLEMENT DATE	SECURITY DESCRIPTION (LOCAL CURR/SETTLE CURR)	SHARES PAR VALUE	TRADE DATE BASE AMOUNT	INVESTMENT BASE COST	REALIZED GAIN/LOSS IN BASE CURRENCY
S	23-MAY-02 29-MAY-02	MAY DEPT STORES CO COM	1,100 000-	30,669 77	32,619 29-	6,950 40
S	10-JAN-02 15-JAN-02	MCDONALDS CORP COM	5,700.000-	99,195 07	100,579 03-	9,383.96-
S	11-JAN-02 16-JAN-02	MCDONALDS CORP COM	5,400 000-	90,150 32	99,776 06-	9,623 74-
S	16-JAN-02 22-JAN-02	MCDONALDS CORP COM	1,700 000-	44,706 50	40,051 31-	3,264 01-
S	20-AUG-02 03-SEP-02	MCGRAW HILL COS INC COM	1,000 000-	62,623 11	54,512.62-	8,110.49
S	03-DEC-02 06-DEC-02	MCGRAW HILL COS INC COM	1,100 000-	66,476 49	59,262 17-	7,214 32
S	20-AUG-02 03-SEP-02	MERCK & CO INC COM	1,100 000-	56,070 01	64,751 03-	8,681 02-
S	20-AUG-02 03-SEP-02	MICROSOFT CORP COM	1,200 000-	60,540 69	59,031 64-	709 05
S	20-AUG-02 23-AUG-02	MONSANTO CO NEW COM	1,076 000-	29,770 35	27,507.06-	2,191 29
S	23-AUG-02 23-AUG-02	MONSANTO CO NEW COM	525-	0 21	0 09-	12
S	20-AUG-02 03-SEP-02	MOTOROLA INC COM	2,000 000-	24,909 24	32,206 00-	7,217 50-

HSC F330500
 THE HIGHLAND STREET CONNECTION
 BOSTON PARTNERS DOMESTIC EQ

TRANSACTION REPORT
 FOR THE PERIOD 01 JANUARY 2002 THROUGH 31 DECEMBER 2002

RUN DATE: 03-APR-03
 PAGE: 07
 M25701

TRAN CODE	EFFECTIVE/ CONTRACTUAL/ SETTLEMENT DATE	SECURITY DESCRIPTION (LEGAL CURR/SETTLE CURR)	SHARES PAR VALUE	TRADE DATE BASE AMOUNT	INVESTMENT BASE COST	REALIZED GAIN/LOSS IN BASE CURRENCY
S	05-NOV-02 08-NOV-02	MOTOROLA INC COM	2,100 000-	20,497 27	35,017 14-	13,319 07-
S	05-NOV-02 08-NOV-02	MOTOROLA INC COM	1,900 000-	18,545 14	30,596 46-	12,051 32-
S	06-NOV-02 12-NOV-02	MOTOROLA INC COM	2,400 000-	25,031 26	41,060.04-	16,837 50-
S	06-NOV-02 12-NOV-02	MOTOROLA INC COM	2,300 000-	22,143 04	37,037 02-	14,094 78-
S	07-NOV-02 13-NOV-02	MOTOROLA INC COM	1,000 000-	9,162 02	16,103 40-	6,941 30-
S	11-JAN-02 16-JAN-02	NATIONAL SEMICONDUCTOR CORP COM	1,400 000-	43,666 74	35,304 00-	8,362 66
S	14-JAN-02 17-JAN-02	NATIONAL SEMICONDUCTOR CORP COM	1,000 000-	30,504 04	27,033.49-	3,550 55
S	29-JAN-02 01-FEB-02	NATIONAL SEMICONDUCTOR CORP COM	100 000-	2,004 55	2,754 00-	49 75
S	30-JAN-02 04-FEB-02	NATIONAL SEMICONDUCTOR CORP COM	500 000-	14,160 40	13,774 00-	394 40
S	31-JAN-02 05-FEB-02	NATIONAL SEMICONDUCTOR CORP COM	100 000-	2,095 32	2,754 00-	140.52
S	13-FEB-02 19-FEB-02	NATIONAL SEMICONDUCTOR CORP COM	2,100 000-	50,470 60	50,023 72-	446 96

HSC F330500
 THE HIGHLAND STREET CONNECTION
 BOSTON PARTNERS DOMESTIC EQ

TRANSACTION REPORT
 FOR THE PERIOD 01 JANUARY 2002 THROUGH 31 DECEMBER 2002

RUN DATE: 03-APR-03
 PAGE: 08
 M25701

TRAN CODE	EFFECTIVE/ CONTRACTUAL/ SETTLEMENT DATE	SECURITY DESCRIPTION (LEGAL CURR/SETTLE CURR)	SHARES PAR VALUE	TRADE DATE BASE AMOUNT	INVESTMENT BASE COST	REALIZED GAIN/LOSS IN BASE CURRENCY
S	14-JAN-02 17-JAN-02	N ADARA MOHAWK HLDGS INC COM	9,700 000-	102,152 59	146,153 40-	35,999 19
S	10-JUL-02 15-JUL-02	PNC FINANCIAL SERVICES GROUP	1,600 000-	76,423 45	80,602 56-	12,259 11-
S	11-JUL-02 16-JUL-02	PNC FINANCIAL SERVICES GROUP	450 000-	20,766 07	24,941 97-	4,175 10-
S	29-APR-02 02-MAY-02	PARAMETRIC TECHNOLOGY CORP COM	3,200 000-	13,003 76	30,490.60-	17,406 04-
S	30-APR-02 03-MAY-02	PARAMETRIC TECHNOLOGY CORP COM	2,300 000-	9,262 96	25,176 18-	18,913.17-
S	30-APR-02 03-MAY-02	PARAMETRIC TECHNOLOGY CORP COM	1,400 000-	8,604 24	13,932.14-	6,247 90-
S	01-MAY-02 06-MAY-02	PARAMETRIC TECHNOLOGY CORP COM	3,000 000-	13,727 72	37,726 13-	21,998 41-
S	01-MAY-02 06-MAY-02	PARAMETRIC TECHNOLOGY CORP COM	1,700 000-	6,935 79	21,074 90-	14,139 11-
S	02-MAY-02 07-MAY-02	PARAMETRIC TECHNOLOGY CORP COM	700 000-	2,993 94	9,450 00-	6,456 06-
S	03-MAY-02 08-MAY-02	PARAMETRIC TECHNOLOGY CORP COM	1,000 000-	4,156 57	13,500 00-	9,343 43-
S	15-MAY-02 20-MAY-02	PARAMETRIC TECHNOLOGY CORP COM	200 000-	791 97	2,700 00-	1,908 03-

HSC F330500
 THE HIGHLAND STREET CONNECTION
 BOSTON PARTNERS DOMESTIC EQ

TRANSACTION REPORT
 FOR THE PERIOD 01 JANUARY 2002 THROUGH 31 DECEMBER 2002

RUN DATE: 03-APR-0
 PAGE: 0
 M25701

TRAN CODE	EFFECTIVE/ CONTRACTUAL/ SETTLEMENT DATE	SECURITY DESCRIPTION (LOCAL CURR/SETTLE CURR)	SHARES PAR VALUE	TRADE DATE BASE AMOUNT	INVESTMENT BASE COST	REALIZED GAIN/LOSS IN BASE CURRENCY
S	04-JUN-02 07-JUN-02	PARAMETRIC TECHNOLOGY CORP COM	1,300 000-	4,015 03	17,550 00-	12,734 17-
S	17-JUL-02 22-JUL-02	JC PENNEY CO INC COM	2,400 000-	40,531 41	50,146 57-	17,615 16-
S	18-JUL-02 23-JUL-02	JC PENNEY CO INC COM	2,700 000-	45,594 60	67,935 15-	22,340 55-
S	19-JUL-02 24-JUL-02	JC PENNEY CO INC COM	5,600 000-	69,924 00	120,747 75-	30,022 05-
S	22-JUL-02 25-JUL-02	JC PENNEY CO INC COM	2,000 000-	32,235 42	44,900 40-	12,746 90-
S	28-AUG-02 03-SEP-02	PETROLEO BRASILEIRO SA PETROBAS SPONS ADR	1,300 000-	19,056 90	31,200 00-	11,343 10-
S	28-AUG-02 03-SEP-02	PHARMACIA CORP COM	1,800 000-	70,190 64	71,454 75-	6,743 09
S	28-AUG-02 03-SEP-02	PHILIP MORRIS COS INC COM	400 000-	19,209 42	17,719 16-	1,490 26
S	28-AUG-02 03-SEP-02	PHOENIX COS INC NEW COM	1,100 000-	17,571 97	19,194 39-	1,622 42-
S	07-NOV-02 13-NOV-02	PHOENIX COS INC NEW COM	000 000-	6,732 43	14,166 62-	7,454 19-
S	12-NOV-02 15-NOV-02	PHOENIX COS INC NEW COM	100 000-	700 09	1,010 01-	1,021 92-

HSC F330500
 THE HIGHLAND STREET CONNECTION
 BOSTON PARTNERS DOMESTIC EQ

TRANSACTION REPORT
 FOR THE PERIOD 01 JANUARY 2002 THROUGH 31 DECEMBER 2002

RUN DATE: 03-APR-0
 PAGE: 9
 M25701

TRAN CODE	EFFECTIVE/ CONTRACTUAL/ SETTLEMENT DATE	SECURITY DESCRIPTION (LOCAL CURR/SETTLE CURR)	SHARES PAR VALUE	TRADE DATE BASE AMOUNT	INVESTMENT BASE COST	REALIZED GAIN/LOSS IN BASE CURRENCY
S	10-NOV-02 21-NOV-02	PHOENIX COS INC NEW COM	300 000-	2,807 92	5,430 05-	3,042 11-
S	20-NOV-02 25-NOV-02	PHOENIX COS INC NEW COM	300 000-	2,305 25	5,430 03-	3,044 70-
S	21-NOV-02 26-NOV-02	PHOENIX COS INC NEW COM	500 000-	2,579 91	5,430 03-	3,050 12-
S	22-NOV-02 27-NOV-02	PHOENIX COS INC NEW COM	400 000-	3,290 74	7,240 04-	3,941 30-
S	25-NOV-02 29-NOV-02	PHOENIX COS INC NEW COM	100 000-	040 97	1,703 00-	942 05-
S	24-NOV-02 02-DEC-02	PHOENIX COS INC NEW COM	200 000-	1,621 29	3,547 60-	1,946 31-
S	24-NOV-02 02-DEC-02	PHOENIX COS INC NEW COM	100 000-	795 97	1,790 01-	1,002 04-
S	29-NOV-02 04-DEC-02	PHOENIX COS INC NEW COM	100 000-	049 04	1,790 01-	949 72-
S	02-DEC-02 05-DEC-02	PHOENIX COS INC NEW COM	200 000-	1,690 52	3,597 62-	1,099 10-
S	03-DEC-02 04-DEC-02	PHOENIX COS INC NEW COM	100 000-	044 12	1,790 01-	954 69-
S	05-DEC-02 10-DEC-02	PHOENIX COS INC NEW COM	200 000-	1,610 45	3,597 62-	1,979 17-



Boston Safe Deposit and Trust Company

The Highland Street Connection
2002 form 990 P/f 04-3048298

RUN DATE: 03-APR-03
PAGE: 91
M25701

HSC F330500
THE HIGHLAND STREET CONNECTION
BOSTON PARTNERS DOMESTIC EQ

TRANSACTION REPORT
FOR THE PERIOD 01 JANUARY 2002 THROUGH 31 DECEMBER 2002

TRAN CODE	EFFECTIVE/ CONTRACTUAL/ SETTLEMENT DATE	SECURITY DESCRIPTION (LOCAL CURR/SETTLE CURR)	SHARES PAR VALUE	TRADE DATE BASE AMOUNT	INVESTMENT BASE COST	REALIZED GAIN/LOSS IN BASE CURRENCY
8	11-DEC-02 16-DEC-02	PHOENIX COS INC NEW COM	400 000-	5,193.54	7,195 24-	4,001 70-
8	17-DEC-02 20-DEC-02	PHOEN, X COS INC NEW COM	2,100 000-	14,784 60	37,750 00-	22,965 48-
8	10-JUL-02 15-JUL-02	PINNA LE WEST CAP CORP COM	2,900 000-	97,466 64	101,226 40-	3,759 76-
8	11-JUL-02 16-JUL-02	PINNACLE WEST CAP CORP COM	5,200 000-	109,109 35	120,003 34-	10,975 99-
8	12-JUL-02 17-JUL-02	PINNACLE WEST CAP CORP COM	1,400 000-	47,433 09	55,727 00-	8,293 91-
8	26-AUG-02 03-SEP-02	PRAXAIR INC COM	1,000 000-	58,103 25	44,431 57-	13,671 68
8	27-SEP-02 02-OCT-02	PRAXAIR INC COM	800 000-	41,592 34	32,540.73-	9,051 61
8	27-SEP-02 02-OCT-02	PRAXAIR INC COM	200 000-	10,361 68	7,676 66-	2,685 02
8	27-SEP-02 02-OCT-02	PRAXAIR INC COM	100 000-	5,179 34	3,838 33-	1,341 01
8	30-SEP-02 03-OCT-02	PRAXAIR INC COM	300 000-	15,298 24	11,514 99-	3,783 25
8	01-OCT-02 04-OCT-02	PRAXAIR INC COM	2,500 000-	130,209 07	103,107 71-	27,101 36

HSC F330500
THE HIGHLAND STREET CONNECTION
BOSTON PARTNERS DOMESTIC EQ

TRANSACTION REPORT
FOR THE PERIOD 01 JANUARY 2002 THROUGH 31 DECEMBER 2002

RUN DATE: 03-APR-03
PAGE: 92
M25701

TRAN CODE	EFFECTIVE/ CONTRACTUAL/ SETTLEMENT DATE	SECURITY DESCRIPTION (LOCAL CURR/SETTLE CURR)	SHARES PAR VALUE	TRADE DATE BASE AMOUNT	INVESTMENT BASE COST	REALIZED GAIN/LOSS IN BASE CURRENCY
8	02-OCT-02 07-OCT-02	PRAXAIR INC COM	1,100 000-	56,333 70	57,339 22-	1,005 52-
8	05-OCT-02 08-OCT-02	PRAXAIR INC COM	200 000-	10,202.27	10,005 24-	602.97-
8	02-JAN-02 07-JAN-02	PRUDENTIAL FIDL INC COM	2,100.000-	67,551 36	57,750 00-	9,801.36
8	07-JAN-02 10-JAN-02	PRUDENTIAL FIDL INC COM	200 000-	6,309.90	5,500 00-	809 90
8	13-FEB-02 19-FEB-02	PRUDENTIAL FIDL INC COM	400.000-	12,011.00	11,000.00-	1,011.00
8	26-AUG-02 03-SEP-02	RADIAN GROUP INC	1,100.000-	47,340 07	45,046 00-	1,294 07
8	26-AUG-02 03-SEP-02	READERS DIGEST ASSN INC CL A NON VTD	2,100.000-	36,301 40	02,216 47-	45,035.07-
8	26-AUG-02 03-SEP-02	REPUBLIC SVCS INC COM	800 000-	16,379 50	14,090 32-	201.18
8	26-AUG-02 03-SEP-02	SBC COMMUNICATIONS INC COM	1,100 000-	20,013 63	46,645 50-	17,631 87-
8	17-OCT-02 22-OCT-02	SBC COMMUNICATIONS INC COM	5,553 000-	101,100 97	240,019 02-	117,630 85-
8	09-APR-02 12-APR-02	SCHERING PLOUGH CORP COM	5,400 000-	149,714 00	190,100 65-	40,465 05-

HSC F330500
THE HIGHLAND STREET CONNECTION
BOSTON PARTNERS DOMESTIC EQ

TRANSACTION REPORT
FOR THE PERIOD 01 JANUARY 2002 THROUGH 31 DECEMBER 2002

RUN DATE: 03-APR-0
PAGE: 9
M25701

TRAN CODE	EFFECTIVE/ CONTRACTUAL/ SETTLEMENT DATE	SECURITY DESCRIPTION (LOCAL CURR/SETTLE CURR)	SHARES PAR VALUE	TRADE DATE BASE AMOUNT	INVESTMENT BASE COST	REALIZED GAIN/LOSS IN BASE CURRENCY
S	28-AUG-02 03-SEP-02	SEAFS ROEBUCK & CO COM	900 000-	48,809 27	44,665 65-	3,854 38-
S	05-NOV-02 08-NOV-02	SEARS ROEBUCK & CO COM	900 000-	25,022 84	44,665 65-	19,642 01-
S	06-NOV-02 12-NOV-02	SEARS ROEBUCK & CO COM	5,400 000-	149,992 09	250,750.47-	108,757 58-
S	07-NOV-02 13-NOV-02	SEARS ROEBUCK & CO COM	1,900 000-	49,256 01	55,050 22-	5,774 21-
S	28-AUG-02 03-SEP-02	SMITH & NEPHEW PLC SPONS ADR NEP	300 000-	17,391 97	16,420 06-	963 91
S	28-AUG-02 03-SEP-02	SMURFIT-STONE CONTAINER CORP COM	1,100 000-	16,389 06	15,454 65-	954 41
S	20-FEB-02 25-FEB-02	SOLETRON CORP	10,700 000-	98,683 54	103,704 92-	65,021 38-
S	21-FEB-02 26-FEB-02	SOLETRON CORP	5,300 000-	48,069 21	84,000.17-	35,950.96-
S	14-JUN-02 19-JUN-02	SPRINT CORP (FOM GROUP) COM	22,200 000-	242,002 05	477,572 78-	234,689 93-
S	17-JUN-02 20-JUN-02	SPRINT CORP (FOM GROUP) COM	9,100 000-	102,515 60	175,042 65-	73,326 97-
S	24-DEC-02 30-DEC-02	SPRINT CORP (FOM GROUP) COM	1,000 000-	14,752 75	0,566 70-	6,106 05

HSC F330500
THE HIGHLAND STREET CONNECTION
BOSTON PARTNERS DOMESTIC EQ

TRANSACTION REPORT
FOR THE PERIOD 01 JANUARY 2002 THROUGH 31 DECEMBER 2002

RUN DATE: 03-APR-0
PAGE: 9
M25701

TRAN CODE	EFFECTIVE/ CONTRACTUAL/ SETTLEMENT DATE	SECURITY DESCRIPTION (LOCAL CURR/SETTLE CURR)	SHARES PAR VALUE	TRADE DATE BASE AMOUNT	INVESTMENT BASE COST	REALIZED GAIN/LOSS IN BASE CURRENCY
S	24-DEC-02 31-DEC-02	SPRINT CORP (FOM GROUP) COM	1,200 000-	17,505 43	10,200 04-	7,225 39
S	27-DEC-02 02-JAN-03	*SPRINT CORP (FOM GROUP) COM	1,400 000-	19,563 14	11,993 38-	7,569 76
S	30-DEC-02 03-JAN-03	*SPRINT CORP (FOM GROUP) COM	400 000-	5,723 74	3,426 68-	2,297.06
S	30-DEC-02 05-JAN-03	*SPRINT CORP (FOM GROUP) COM	900 000-	12,036 49	7,710.03-	5,126.46
S	28-MAR-02 03-APR-02	SYNGENTA AD SPON ADR	6,100 000-	74,723 07	64,497.18-	10,226.74
S	24-APR-02 29-APR-02	SYNGENTA AD SPON ADR	3,900 000-	47,940 55	41,235 07-	6,732 60
S	24-APR-02 29-APR-02	SYNGENTA AD SPON ADR	4,100 000-	50,420 47	41,756.21-	8,672 26
S	01-MAY-02 06-MAY-02	SYNGENTA AD SPON ADR	2,300 000-	28,209 14	23,290.31-	4,990 83
S	10-MAY-02 15-MAY-02	SYNGENTA AD SPON ADR	1,400 000-	17,779 46	14,006.52-	3,692 94
S	13-MAY-02 16-MAY-02	SYNGENTA AD SPON ADR	500 000-	6,371 45	5,050 90-	1,340 55
S	13-MAY-02 16-MAY-02	SYNGENTA AD SPON ADR	200 000-	2,559 92	2,012 36-	547.56

HSC F330500
 THE HIGHLAND STREET CONNECTION
 BOSTON PARTNERS DOMESTIC EQ

TRANSACTION REPORT
 FOR THE PERIOD 01 JANUARY 2002 THROUGH 31 DECEMBER 2002

TRAN CODE	EFFECTIVE/ CONTRACTUAL/ SETTLEMENT DATE	SECURITY DESCRIPTION (LOCAL CURR/SETTLE CURR)	SHARES PAR VALUE	TRADE DATE BASE AMOUNT	INVESTMENT BASE COST	REALIZED GAIN/LOSS IN BASE CURRENCY
S	20-MAY-02 23-MAY-02	SYNGENTA AG SPON ADR	300 000-	5,624 88	3,018 54-	806 34
S	09-JUL-02 12-JUL-02	SYNGEN A AG SPON ADR	1,000 000-	24,899 24	20,450 36-	4,448 88
S	28-AUG-02 03-SEP-02	SYNGENTA AG SPON ADR	2,700 000-	29,901 59	28,230 90-	1,670 69
S	09-OCT-02 15-OCT-02	SYNGENTA AG SPON ADR	500 000-	5,901 74	5,218 49-	783 27
S	11-OCT-02 17-OCT-02	SYNGENTA AG SPON ADR	2,000 000-	24,060 67	18,885 98-	5,174.69
S	14-OCT-02 17-OCT-02	SYNGENTA AG SPON ADR	2,400 000-	28,793 61	22,403 52-	6,390.09
S	15-OCT-02 18-OCT-02	SYNGENTA AG SPON ADR	2,500 000-	38,227 58	23,166 83-	7,860 75
S	16-OCT-02 21-OCT-02	SYNGENTA AG SPON ADR	400 000-	4,944 49	3,461 56-	1,262 93
S	17-OCT-02 22-OCT-02	SYNGENTA AG SPON ADR	2,800 000-	34,813 30	25,770 92-	9,042 38
S	28-AUG-02 03-SEP-02	SCOM CORP COM	12,100 000-	59,849 84	190,172 57-	131,122 75-
S	28-NOV-02 25-NOV-02	SCOM CORP COM	500 000-	2,457 82	1,725 20-	4,287 38-

HSC F330500
 THE HIGHLAND STREET CONNECTION
 BOSTON PARTNERS DOMESTIC EQ

TRANSACTION REPORT
 FOR THE PERIOD 01 JANUARY 2002 THROUGH 31 DECEMBER 2002

TRAN CODE	EFFECTIVE/ CONTRACTUAL/ SETTLEMENT DATE	SECURITY DESCRIPTION (LOCAL CURR/SETTLE CURR)	SHARES PAR VALUE	TRADE DATE BASE AMOUNT	INVESTMENT BASE COST	REALIZED GAIN/LOSS IN BASE CURRENCY
S	21-NOV-02 26-NOV-02	SC09 CORP COM	2,000 000-	13,924 53	97,661.12-	23,736 59-
S	22-NOV-02 27-NOV-02	SC0H CORP COM	1,200 000-	6,157 01	15,341.16-	9,184 15-
S	25-NOV-02 29-NOV-02	SC0H CORP COM	1,200 000-	6,152 93	15,341 16-	9,100 23-
S	26-NOV-02 02-DEC-02	SC04 CORP COM	100 000-	518 53	1,278.48-	762 90-
S	26-NOV-02 02-DEC-02	SC04 CORP COM	4,800 000-	24,335 26	51,330 64-	26,995 38-
S	27-NOV-02 03-DEC-02	SC0M CORP COM	1,400 000-	7,245 20	13,054 02-	5,808 82-
S	29-NOV-02 04-DEC-02	SC0M CORP COM	400 000-	2,078.05	3,729.72-	1,651 67-
S	02-DEC-02 05-DEC-02	SC0M CORP COM	1,400 000-	7,359 48	13,054 02-	5,694.59-
S	03-DEC-02 06-DEC-02	SC0M CORP COM	1,200 000-	6,092 01	11,189 16-	5,096 35-
S	03-DEC-02 06-DEC-02	SC0M CORP COM	1,200 000-	6,093 01	11,189 16-	5,105 35-
S	17-DEC-02 20-DEC-02	SC0M CORP COM	1,300 000-	6,372.53	12,121 59-	5,749 06-

HSC F330500
THE HIGHLAND STREET CONNECTION
BOSTON PARTNERS DOMESTIC EQ

TRANSACTION REPORT
FOR THE PERIOD 01 JANUARY 2002 THROUGH 31 DECEMBER 2002

RUN DATE: 03-APR-0
PAGE: 9
H25701

TRAN CODE	EFFECTIVE/ CONTRACTUAL/ SETTLEMENT DATE	SECURITY DESCRIPTION (LOCAL CURR/SETTLE CURR)	SHARES PAR VALUE	TRADE DATE BASE AMOUNT	INVESTMENT BASE COST	REALIZED GAIN/LOSS IN BASE CURRENCY
S	28-AUG-02 03-SEP-02	TORONTO DOMINION BK ONT NEW COM	900 000-	19,750 90	17,367 82-	2,371 08
S	28-AUG-02 03-SEP-02	TRAVELERS PPTY CAS CORP NEW CL A	1,500 000-	21,786 84	29,856 77-	7,869 93-
S	03-SEP-02 03-SEP-02	TRAVELERS PPTY CAS CORP NEW CL A	990-	15 91	10 46-	2 55-
S	26-AUG-02 29-AUG-02	TRAVELERS PROPERTY CASUALTY CORP COM	1,606 000-	24,213 73	33,034 36-	9,620 63-
S	03-SEP-02 03-SEP-02	TRAVELERS PROPERTY CASUALTY CORP COM	657-	11 29	10 91-	30
S	02-AUG-02 07-AUG-02	TRIZEC PROPERTIES INC COM	9,500 000-	104,346 74	161,040 11-	56,701 37-
S	11-APR-02 16-APR-02	TRIZEC HAHN CORP SUB VTO	1,000 000-	29,303 11	20,967 40-	335 71
S	28-AUG-02 03-SEP-02	TYCO INTL LTD NEW COM	2,200 000-	36,353 90	104,522 44-	60,160 54-
S	28-AUG-02 03-SEP-02	UJT INC COM	2,000 000-	66,767 98	45,484 20-	21,103 78
S	20-AUG-02 03-SEP-02	UNITED STATES STEEL CORP COM NEW	1,200 000-	16,589 49	21,370 12-	4,780 63-
S	05-JUL-02 10-JUL-02	UNUMPROVIDENT CORP	1,300 000-	31,094 02	20,220 56-	2,073 46

HSC F330500
THE HIGHLAND STREET CONNECTION
BOSTON PARTNERS DOMESTIC EQ

TRANSACTION REPORT
FOR THE PERIOD 01 JANUARY 2002 THROUGH 31 DECEMBER 2002

RUN DATE: 03-APR-0
PAGE: 9
H25701

TRAN CODE	EFFECTIVE/ CONTRACTUAL/ SETTLEMENT DATE	SECURITY DESCRIPTION (LOCAL CURR/SETTLE CURR)	SHARES PAR VALUE	TRADE DATE BASE AMOUNT	INVESTMENT BASE COST	REALIZED GAIN/LOSS IN BASE CURRENCY
S	08-JUL-02 11-JUL-02	UNUMPROVIDENT CORP	700 000-	16,939 40	15,375 99-	1,563 49
S	09-JUL-02 12-JUL-02	UNUMPROVIDENT CORP	400 000-	9,679 86	8,786 20-	893 50
S	11-JUL-02 16-JUL-02	UNUMPROVIDENT CORP	200 000-	4,489 86	4,393 14-	96 72
S	11-JUL-02 16-JUL-02	UNUMPROVIDENT CORP	1,200 000-	26,770 99	26,350 84-	420.15
S	17-JUL-02 17-JUL-02	UNUMPROVIDENT CORP	700 000-	15,717 10	16,629.62-	912 44-
S	15-JUL-02 10-JUL-02	UNUMPROVIDENT CORP	600 000-	13,331 47	14,253 96-	922 49-
S	16-JUL-02 19-JUL-02	UNUMPROVIDENT CORP	700 000-	15,552 62	16,612 10-	1,059 40-
S	17-JUL-02 22-JUL-02	UNUMPROVIDENT CORP	700 000-	15,366 49	16,609.10-	1,242 69-
S	18-JUL-02 23-JUL-02	UNUMPROVIDENT CORP	200 000-	4,292 99	4,745.40-	452 49-
S	19-JUL-02 24-JUL-02	UNUMPROVIDENT CORP	1,200 000-	24,405 02	20,472 80-	4,067 06-
S	24-JAN-02 29-JAN-02	VERIZON COMMUNICATIONS COM	2,500 000-	111,997 96	140,092 14-	36,094 10-

HSC F330500
THE HIGHLAND STREET CONNECTION
BOSTON PARTNERS DOMESTIC EQ

TRANSACTION REPORT
FOR THE PERIOD 01 JANUARY 2002 THROUGH 31 DECEMBER 2002

TRAN CODE	EFFECTIVE/ CONTRACTUAL/ SETTLEMENT DATE	SECURITY DESCRIPTION (LEGAL CURR/SETTLE CURR)	SHARES PAR VALUE	TRADE DATE BASE AMOUNT	INVESTMENT BASE COST	REALIZED GAIN/LOSS IN BASE CURRENCY
S	25-JAN-02 30-JAN-02	VERIZON COMMUNICATIONS COM	2,500 000-	110,337 97	149,525 97-	30,988 00-
S	01-FEB-02 06-FEB-02	VERIZON COMMUNICATIONS COM	2,200 000-	102,740 35	112,320 56-	9,572 21-
S	06-AUG-02 09-AUG-02	VERIZON COMMUNICATIONS COM	2,500 000-	77,631 15	120,526.00-	50,094 05-
S	15-AUG-02 20-AUG-02	VERIZON COMMUNICATIONS COM	600 000-	10,615 45	32,104 21-	15,408 76-
S	16-AUG-02 21-AUG-02	VERIZON COMMUNICATIONS COM	1,906 000-	60,052 62	102,024 75-	41,972 13-
S	09-APR-02 12-APR-02	WACHOVIA CORP 2ND NEW COM	4,300 000-	156,550 71	127,702 92-	28,775 79
S	16-APR-02 19-APR-02	WACHOVIA CORP 2ND NEW COM	1,400 000-	53,101 73	41,677 16-	11,504.57
S	17-APR-02 22-APR-02	WACHOVIA CORP 2ND NEW COM	1,500 000-	49,102 12	50,700 22-	10,401 90
S	20-AUG-02 03-SEP-02	WACHOVIA CORP 2ND NEW COM	1,300 000-	47,156 07	39,052 06-	8,104 01
S	05-SEP-02 10-SEP-02	WACHOVIA CORP 2ND NEW COM	2,100 000-	74,312 55	64,362 10-	9,949 65
S	20-AUG-02 03-SEP-02	WYETH	1,700 000-	73,400 20	94,919 59-	21,439 31-

HSC F330500
THE HIGHLAND STREET CONNECTION
BOSTON PARTNERS DOMESTIC EQ

TRANSACTION REPORT
FOR THE PERIOD 01 JANUARY 2002 THROUGH 31 DECEMBER 2002

TRAN CODE	EFFECTIVE/ CONTRACTUAL/ SETTLEMENT DATE	SECURITY DESCRIPTION (LEGAL CURR/SETTLE CURR)	SHARES PAR VALUE	TRADE DATE BASE AMOUNT	INVESTMENT BASE COST	REALIZED GAIN/LOSS IN BASE CURRENCY
TOTAL EQUITY						
		TRADED - SETTLED CURRENT PERIOD U S DOLLAR		19,493,270 95	22,051,406.40-	2,550,135.45-
		TRADED - PENDING SETTLEMENT U S DOLLAR		69,040 49	52,924.47-	16,124 02
		SETTLED - TRADED PRIOR PERIOD U S DOLLAR		90,145 19	0 00	
TOTAL SALES						
		TRADED - SETTLED CURRENT PERIOD U S DOLLAR		29,354,537 26	31,912,672.71-	2,550,135 45-
		TRADED - PENDING SETTLEMENT U S DOLLAR		69,040 49	52,924.47-	16,124 02
		SETTLED - TRADED PRIOR PERIOD U S DOLLAR		90,145.19	0.00	

HSC F330500
 THE HIGHLAND STREET CONNECTION
 BOSTON PARTNERS DOMESTIC EQ

TRANSACTION REPORT
 FOR THE PERIOD 01 JANUARY 2002 THROUGH 31 DECEMBER 2002

RUN DATE: 05-APR-02
 PAGE: 10
 M25701

TRAN CODE	EFFECTIVE/ CONTRACTUAL/ SETTLEMENT DATE	SECURITY DESCRIPTION (LOCAL CURR/SETTLE CURR)	SHARES PAR VALUE	TRADE DATE BASE AMOUNT	INVESTMENT BASE COST	REALIZED GAIN/LOSS IN BASE CURRENCY
CORPORATE ACTIONS						
<u>U.S. DOLLAR</u>						
MBV	19-NOV-02	AT&T CORP COM NON TAXABLE DIST COS TO CONCAST CORP NEW CL		0 00	204,204 84-	
MW	19-NOV-02	16,498 000- AT&T CORP COM MERGER EFFECTIVE: 119-NOV-02 TO AT&T CORP		0 00	126,592 45-	
MW	19-NOV-02	3,299 600 AT&T CORP COM NEW MERGER EFFECTIVE: 119-NOV-02 FROM AT&T CORP COM		0 00	126,592 45	
MW	11-MAR-02	6,800 000- AMERICAN HOME PRODS CORP COM NOW 983024100 MERGER EFFECTIVE: 111-MAR-02 TO MYETH		0 00	391,816 59-	
MBV	21-AUG-02	CITIGROUP INC COM NON TAXABLE DIST COS TO TRAVELERS PROPERTY C		0 00	49,006 21-	
SD	07-NOV-02	1,082.900 CITIGROUP INC COM RECEIVE SHARES FOR 301197102		0 00	36,293 79	36,293 79

HSC F330500
 THE HIGHLAND STREET CONNECTION
 BOSTON PARTNERS DOMESTIC EQ

TRANSACTION REPORT
 FOR THE PERIOD 01 JANUARY 2002 THROUGH 31 DECEMBER 2002

RUN DATE: 05-APR-02
 PAGE: 10
 M25701

TRAN CODE	EFFECTIVE/ CONTRACTUAL/ SETTLEMENT DATE	SECURITY DESCRIPTION (LOCAL CURR/SETTLE CURR)	SHARES PAR VALUE	TRADE DATE BASE AMOUNT	INVESTMENT BASE COST	REALIZED GAIN/LOSS IN BASE CURRENCY
SD	07-NOV-02	583.100 CITIGROUP INC COM RECEIVE SHARES FOR 301197102		0 00	20,605.00	20,605 00
SD	07-NOV-02	666 400 CITIGROUP INC COM RECEIVE SHARES FOR 301197102		0 00	22,660 96	22,660 96
SD	07-NOV-02	1,082 900 CITIGROUP INC COM RECEIVE SHARES FOR 301197102		0 00	30,052 97	30,052.97
SD	07-NOV-02	835 000 CITIGROUP INC COM RECEIVE SHARES FOR 301197102		0 00	30,220.00	30,220.00
SD	07-NOV-02	249 900 CITIGROUP INC COM RECEIVE SHARES FOR 301197102		0 00	9,007.00	9,007.00
SD	07-NOV-02	416 800 CITIGROUP INC COM RECEIVE SHARES FOR 301197102		0 00	15,306.60	15,306 60
SD	07-NOV-02	.496 CITIGROUP INC COM TO ADJUST FRACTION		0 00	0 00	
SNT	19-NOV-02	5,337 103 CONCAST CORP NEW CL A NON TAXABLE DISTRIBU FROM AT&T CORP COM		0 00	204,204 84	

The Highland Street Connection
 2002 form 990 p/f 04-3048298

HSC F330500
 THE HIGHLAND STREET CONNECTION
 BOSTON PARTNERS DOMESTIC EQ

TRANSACTION REPORT
 FOR THE PERIOD 01 JANUARY 2002 THROUGH 31 DECEMBER 2002

RUN DATE: 03-APR-03
 PAGE: 103
 M25701

TRAN CODE	EFFECTIVE/ CONTRACTUAL/ SETTLEMENT DATE	SECURITY DESCRIPTION (LOCAL CURR/SETTLE CURR)	SHARES PAR VALUE	TRADE DATE BASE AMOUNT	INVESTMENT BASE COST	REALIZED GAIN/LOSS IN BASE CURRENCY
SW	07-NOV-02	5,900 000- GOLDEN ST BANCORP INC COM DELIVER SHARES FOR 172967101		0 00	173,115 12-	173,115 12-
CD	12-NOV-02	GOLDEN ST BANCORP INC COM CASH AND STOCK MERGER		37,572 16	0 00	37,572 16
ERM	29-NOV-02	1,304 000 LIBERTY MEDIA CORP NEW COM SER A		0,304 00-	0,304 00	
IRW	06-NOV-02	1,304 000 LIBERTY MEDIA CORP NEW RT PUR COM SER A RIGHT: ISSUE-EFF 106-NOV-02 FROM LIBERTY MEDIA CORP N		0 00	0 00	
RE	29-NOV-02	1,304 000- LIBERTY MEDIA CORP NEW RT PUR COM SER A		0 00	0 00	
MM	02-JAN-02	21,700 000 MARATHON OIL CORP COM MERGER EFFECTIVE: 102-JAN-02 FROM USX MARATHON GROUP N		0 00	574,594 37	
SNT	14-AUG-02	1,076 523 MONSANTO CO NEW COM NON TAXABLE DISTRIBU FROM PHARMACIA CORP COM		0 00	27,595 15	

HSC F330500
 THE HIGHLAND STREET CONNECTION
 BOSTON PARTNERS DOMESTIC EQ

TRANSACTION REPORT
 FOR THE PERIOD 01 JANUARY 2002 THROUGH 31 DECEMBER 2002

RUN DATE: 03-APR-03
 PAGE: 104
 M25701

TRAN CODE	EFFECTIVE/ CONTRACTUAL/ SETTLEMENT DATE	SECURITY DESCRIPTION (LOCAL CURR/SETTLE CURR)	SHARES PAR VALUE	TRADE DATE BASE AMOUNT	INVESTMENT BASE COST	REALIZED GAIN/LOSS IN BASE CURRENCY
MBV	14-AUG-02	PHARMACIA CORP COM NON TAXABLE DIST COS TO MONSANTO CO NEW COM		0 00	27,595 15-	
SNT	21-AUG-02	781 990 TRAVELERS PPTY CAS CORP NEW CL A NON TAXABLE DISTRIBU FROM CITIGROUP INC COM		0 00	15,160 94	
SNT	21-AUG-02	1,006 657 TRAVELERS PROPERTY CASUALTY CORP COM NON TAXABLE DISTRIBU FROM CITIGROUP INC COM		0 00	33,045 27	
MM	08-MAY-02	9,500 000 TRIZEC PROPERTIES INC COM MERGER EFFECTIVE: 108-MAY-02 FROM TRIZEC MAIN CORP SUB		0 00	161,040 11	
MM	08-MAY-02	9,500 000- TRIZEC MAIN CORP SUB VTD MERGER EFFECTIVE: 108-MAY-02 TO TRIZEC PROPERTIES IN		0 00	161,040 11-	
MM	02-JAN-02	21,700 000- USX MARATHON GROUP NEW COM MERGER EFFECTIVE: 102-JAN-02 TO MARATHON OIL CORP		0 00	574,594 37-	

HSC F330500
THE HIGHLAND STREET CONNECTION
BOSTON PARTNERS DOMESTIC EQ

TRANSACTION REPORT
FOR THE PERIOD 01 JANUARY 2002 THROUGH 31 DECEMBER 2002

RUN DATE: 03-APR-03
PAGE: 105
M25701

TRAN CODE	EFFECTIVE/ CONTRACTUAL/ SETTLEMENT DATE	SECURITY DESCRIPTION (LOCAL CURR/SETTLE CURR)	SHARES PAR VALUE	TRADE DATE BASE AMOUNT	INVESTMENT BASE COST	REALIZED GAIN/LOSS IN BASE CURRENCY
MM	02-JAN-02	7,300,000- LSX U S STL GROUP COM MERGER EFFECTIVE: 02-JAN-02 TO UNITED STATES STEEL		0 00	131,701 26-	
MM	02-JAN-02	7,300,000 UNITED STATES STEEL CORP COM NEW MERGER EFFECTIVE: 02-JAN-02 FROM USX U S STL GROUP CO		0 00	131,701 26	
MM	11-MAR-02	6,000,000 WYETH MERCER EFFECTIVE: 11-MAR-02 FROM AMERICAN HOME PRODS		0 00	391,016 59	
TOTAL CORPORATE ACTIONS U S DOLLAR				29,260 16	8,304 00	37,572 16

HSC F330500
THE HIGHLAND STREET CONNECTION
BOSTON PARTNERS DOMESTIC EQ

TRANSACTION REPORT
FOR THE PERIOD 01 JANUARY 2002 THROUGH 31 DECEMBER 2002

RUN DATE: 03-APR-03
PAGE: 106
M25701

TRAN CODE	EFFECTIVE/ CONTRACTUAL/ SETTLEMENT DATE	SECURITY DESCRIPTION (LOCAL CURR/SETTLE CURR)	SHARES PAR VALUE	TRADE DATE BASE AMOUNT	INVESTMENT BASE COST	REALIZED GAIN/LOSS IN BASE CURRENCY
TOTAL ACTIVITY IN U.S. DOLLAR				303,304 97-	6,750,211 64-	2,504,439.27-
GRAND TOTAL ACTIVITY (BASE VALUE)				303,304 97-	6,750,211 64-	2,504,439 27-



HSC F330200
THE HIGHLAND STREET CONNECTION
MPAM SMALL CAP EQUITY

TRANSACTION REPORT
FOR THE PERIOD 01 JANUARY 2002 THROUGH 31 DECEMBER 2002

RUN DATE: 03-APR-03
PAGE: 45
M25701

TRAN CODE	EFFECTIVE/ CONTRACTUAL/ SETTLEMENT DATE	SECURITY DESCRIPTION (LOCAL CURR/SETTLE CURR)	SHARES PAR VALUE	TRADE DATE BASE AMOUNT	INVESTMENT BASE COST	REALIZED GAIN/LOSS IN BASE CURRENCY
<u>U.S. DOLLAR</u>						
S	03-JUN-02 06-JUN-02	COOPER INDUSTRIES LTD CL A	1,500 000-	64,678 05	67,628 57-	2,950 52-
S	03-JUN-02 06-JUN-02	MOBLE CORP	2,300 000-	94,649 04	55,941 18-	38,707 91
S	03-JUN-02 06-JUN-02 07-JUN-02	RENAISSANCE HOLDINGS LTD	2,100 000-	75,616 62	64,805 09-	10,811 53
S	03-JUN-02 06-JUN-02	TEEKAY SHIPPING CORP COM	1,700 800-	66,727 91	63,167 59-	3,560 52
S	03-JUN-02 06-JUN-02 03-JUL-02	ADVANCED FIBER COMMUNICATIONS INC COM	2,800 000-	52,509 41	52,200.27-	301 14
S	03-JUN-02 06-JUN-02	ADVENT SOFTWARE INC	700 000-	25,659 19	33,895.58-	8,236 19-
S	03-JUN-02 06-JUN-02	AFFILIATED COMPUTER SVCS INC CL A	2,300 000-	125,419 13	84,655 56-	40,763 57
S	03-JUN-02 06-JUN-02	ALLEGHENY ENERGY INC COM	2,600 000-	90,691 24	82,139 57-	8,551 67
S	03-JUN-02 06-JUN-02	ALLETE INC	1,400 000-	41,464 78	39,930 20-	1,534 58
S	03-JUN-02 06-JUN-02	ALLIED CAPITAL CORP COM	2,700 000-	66,450 12	64,500 33-	2,069 79

HSC F330200
THE HIGHLAND STREET CONNECTION
MPAM SMALL CAP EQUITY

TRANSACTION REPORT
FOR THE PERIOD 01 JANUARY 2002 THROUGH 31 DECEMBER 2002

RUN DATE: 03-APR-03
PAGE: 46
M25701

TRAN CODE	EFFECTIVE/ CONTRACTUAL/ SETTLEMENT DATE	SECURITY DESCRIPTION (LOCAL CURR/SETTLE CURR)	SHARES PAR VALUE	TRADE DATE BASE AMOUNT	INVESTMENT BASE COST	REALIZED GAIN/LOSS IN BASE CURRENCY
S	22-MAY-02 28-MAY-02	AMBAC FINANCIAL GROUP INC	310 000-	20,201 01	18,918 32-	9,283.49
S	23-MAY-02 29-MAY-02	AMBAC FINANCIAL GROUP INC	490 000-	32,066 44	17,597 07-	14,469 37
S	03-JUN-02 06-JUN-02	AMBAC FINANCIAL GROUP INC	750 000-	50,248 48	30,549 08-	19,699 40
S	03-JUN-02 06-JUN-02	AMEREN CORP	2,200 000-	94,672 16	80,403 40-	14,268 76
S	03-JUN-02 06-JUN-02	AMERICAN STD COS INC DEL	1,510 000-	111,502.91	69,224 80-	42,358 11
S	03-JUN-02 06-JUN-02	AMERICREDIT CORP COM	1,700 000-	60,042 18	60,362 51-	0,320 33-
S	06-MAR-02 11-MAR-02	AMERISOURCEBERGEN CORP COM	770 000-	50,961 22	23,641 85-	27,319.37
S	07-MAR-02 12-MAR-02	AMERISOURCEBERGEN CORP COM	350 000-	21,097.55	9,010.35-	12,079 20
S	03-JUN-02 06-JUN-02	AMERISOURCEBERGEN CORP COM	1,190 000-	90,163 58	21,161 68-	69,001 90
S	08-MAY-02 13-MAY-02	AMDRX GROUP	540 000-	24,988.36	30,043 03-	5,134 67-
S	09-MAY-02 14-MAY-02	AMDRX GROUP	260 000-	11,046 93	14,017 09-	2,970 16-

HSC F330200
THE HIGHLAND STREET CONNECTION
MPAM SMALL CAP EQUITY

TRANSACTION REPORT
FOR THE PERIOD 01 JANUARY 2002 THROUGH 31 DECEMBER 2002

RUN DATE: 03-APR-02
PAGE: 4
M25701

TRAN CODE	EFFECTIVE/ CONTRACTUAL/ SETTLEMENT DATE	SECURITY DESCRIPTION (LOCAL CURR/SETTLE CURR)	SHARES PAR VALUE	TRADE DATE BASE AMOUNT	INVESTMENT BASE COST	REALIZED GAIN/LOSS IN BASE CURRENCY
S	25-FEB-02 28-FEB-02	ARCH COAL INC COM	1,020 000-	10,544 75	21,024 65-	3,279 88-
S	25-FEB-02 28-FEB-02	ARCH COAL INC COM	110 000-	2,005 83	2,357 07-	349 84-
S	25-FEB-02 28-FEB-02	ARCH COAL INC COM	70 000-	1,276 58	1,685 18-	406 60-
S	26-FEB-02 01-MAR-02	ARCH COAL INC COM	70 000-	1,257 15	1,499 95-	242 80-
S	26-FEB-02 01-MAR-02	ARCH COAL INC COM	270 000-	4,867 80	6,443 49-	1,573 69-
S	27-FEB-02 04-MAR-02	ARCH COAL INC COM	260 000-	4,676 76	6,261 52-	1,602 74-
S	03-JUN-02 06-JUN-02	ARCHSTONE SMITH TR COM	2,000 000-	53,804 37	52,616 20-	1,188 09
S	15-APR-02 16-APR-02	ARTEMIS INTL SOLUTIONS CORP CCM	10 000-	0 37	100 00-	99.63-
S	03-JUN-02 06-JUN-02	ASSOCIATED BANC CORP COM	1,710 000-	64,321 76	43,563 95-	757.81
S	25-FEB-02 28-FEB-02	AUTODESK INC COM	500 000-	21,397 17	18,979 00-	2,418 17
S	06-MAR-02 11-MAR-02	AUTODESK INC COM	500 000-	21,469 27	18,462 40-	3,006.79

HSC F330200
THE HIGHLAND STREET CONNECTION
MPAM SMALL CAP EQUITY

TRANSACTION REPORT
FOR THE PERIOD 01 JANUARY 2002 THROUGH 31 DECEMBER 2002

RUN DATE: 03-APR-02
PAGE: 4
M25701

TRAN CODE	EFFECTIVE/ CONTRACTUAL/ SETTLEMENT DATE	SECURITY DESCRIPTION (LOCAL CURR/SETTLE CURR)	SHARES PAR VALUE	TRADE DATE BASE AMOUNT	INVESTMENT BASE COST	REALIZED GAIN/LOSS IN BASE CURRENCY
S	22-MAY-02 28-MAY-02	AUTODESK INC COM	590 000-	7,757 38	10,565 60-	2,808.22-
S	23-MAY-02 29-MAY-02	AUTODESK INC COM	140 000-	1,048 82	2,507 09-	659 87-
S	23-MAY-02 29-MAY-02	AUTODESK INC COM	670 000-	8,045 94	11,952 20-	3,106 34-
S	25-JAN-02 30-JAN-02	AVAYA INC COM	8,480 000-	30,094 27	35,165 04-	4,270.77-
S	28-JAN-02 31-JAN-02	AVAYA INC COM	2,520 000-	22,324 34	26,220 02-	3,905 68-
S	05-JUN-02 06-JUN-02	AVNET INC COM	3,600 000-	79,701 59	87,914.61-	8,213.02-
S	05-JUN-02 06-JUN-02	BJS MHSI CLUB INC COM	1,040 000-	77,957 16	61,210 44-	16,746.72
S	05-JUN-02 06-JUN-02	BJ SVCS CO COM	2,500 000-	91,572 23	52,610 00-	38,962 23
S	05-JUN-02 06-JUN-02	BANKNORTH GROUP INC NEW	3,800 000-	101,892 02	71,417 00-	30,475.02
S	05-JUN-02 06-JUN-02	BECKMAN COULTER INC COM	1,800 000-	60,813 28	66,226 00-	22,587 28
S	24-JAN-02 29-JAN-02	BIOVAIL CORP COM	600 000-	20,523 57	22,458 82-	6,864.75

HSC F330200
THE HIGHLAND STREET CONNECTION
MPAM SMALL CAP EQUITY

TRANSACTION REPORT
FOR THE PERIOD 01 JANUARY 2002 THROUGH 31 DECEMBER 2002

TRAN CODE	EFFECTIVE/ CONTRACTUAL/ SETTLEMENT DATE	SECURITY DESCRIPTION (LOCAL CURR/SETTLE CURR)	SHARES PAR VALUE	TRADE DATE BASE AMOUNT	INVESTMENT BASE COST	REALIZED GAIN/LOSS IN BASE CURRENCY
S	24-APR-02 29-APR-02	BIOVAIL CORP COM	600 000-	30,077 09	22,510 02-	7,566 77
S	25-FEB-02 28-FEB-02	BLOCK H & R INC COM	700 000-	34,079 70	12,221 02-	22,658 68
S	06-MAR-02 11-MAR-02	BLOCK H & R INC COM	560 000-	27,693 88	9,776 02-	17,917 06
S	07-MAR-02 12-MAR-02	BLOCK H & R INC COM	440 000-	21,099 53	7,601 78-	18,417 75
S	20-MAR-02 25-MAR-02	BLOCK H & R INC COM	1,100 000-	40,553 27	19,204 46-	29,348 81
S	05-JUN-02 06-JUN-02	BORG WARNER INC COM	1,000 000-	63,030 10	64,650 05-	1,619 95-
S	03-JUN-02 06-JUN-02	BOWATER INC COM	700 000-	35,726 92	37,219 29-	1,492 37-
S	03-JUN-02 06-JUN-02	BRINKER INTL INC COM	1,550 000-	51,923.43	34,312 56-	17,610 87
S	22-MAY-02 26-MAY-02	BROADWING INC COM	3,200 000-	9,746 26	66,050 36-	57,112 10-
S	05-JUN-02 06-JUN-02	CDM COMPUTER CTRS INC COM	1,100 000-	56,703 29	67,946 17-	11,242 88-
S	24-APR-02 29-APR-02	CMS ENERGY CORP COM	450 000-	0,909 33	0,700 02-	201 31

HSC F330200
THE HIGHLAND STREET CONNECTION
MPAM SMALL CAP EQUITY

TRANSACTION REPORT
FOR THE PERIOD 01 JANUARY 2002 THROUGH 31 DECEMBER 2002

TRAN CODE	EFFECTIVE/ CONTRACTUAL/ SETTLEMENT DATE	SECURITY DESCRIPTION (LOCAL CURR/SETTLE CURR)	SHARES PAR VALUE	TRADE DATE BASE AMOUNT	INVESTMENT BASE COST	REALIZED GAIN/LOSS IN BASE CURRENCY
S	25-APR-02 30-APR-02	CMS ENERGY CORP COM	1,050 000-	21,854 57	21,112 46-	242 11
S	26-APR-02 01-MAY-02	CMS ENERGY CORP COM	920 000-	10,307 66	10,616.50-	220.92-
S	03-JUN-02 06-JUN-02	CMF INC	1,900 000-	67,842 96	67,901 29-	850 35-
S	20-MAR-02 25-MAR-02	CSO SYS INTL INC	110 000-	3,404.44	5,000 02-	1,675 00-
S	21-MAR-02 26-MAR-02	CSO SYS INTL INC	050 000-	25,975.26	34,999 03-	9,024 27-
S	22-MAR-02 27-MAR-02	CSO SYS INTL INC	210 000-	6,409 93	7,646.12-	1,154 17-
S	25-MAR-02 28-MAR-02	CSO SYS INTL INC	10 000-	304 60	865.20-	60.60-
S	25-MAR-02 28-MAR-02	CSO SYS INTL INC	200 000-	6,090 06	6,005.40-	715 04-
S	26-MAR-02 01-APR-02	CSO SYS INTL INC	520 000-	15,763 40	17,993 20-	2,229 00-
S	25-FEB-02 28-FEB-02	CSX CORP COM	70 000-	2,567.91	1,555 46-	1,012 45
S	25-FEB-02 28-FEB-02	CSX CORP COM	2,050 000-	74,440 01	46,290 61-	28,142 20

HSC F330200
THE HIGHLAND STREET CONNECTION
MPAM SMALL CAP EQUITY

TRANSACTION REPORT
FOR THE PERIOD 01 JANUARY 2002 THROUGH 31 DECEMBER 2002

RUN DATE: 03-APR-03
PAGE: 51
M25701

TRAN CODE	EFFECTIVE/ CONTRACTUAL/ SETTLEMENT DATE	SECURITY DESCRIPTION (LOCAL CURR/SETTLE CURR)	SHARES PAR VALUE	TRADE DATE BASE AMOUNT	INVESTMENT BASE COST	REALIZED GAIN/LOSS IN BASE CURRENCY
S	25-FEB-02 26-FEB-02	CABOT CORP COM	150 000-	4,945 66	5,506 97-	561 31-
S	25-FEB-02 26-FEB-02	CABOT CORP COM	330 000-	10,070 03	12,115 32-	1,245 29-
S	26-FEB-02 01-MAR-02	CABCT CORP COM	50 000-	1,642 95	1,035 65-	192 70-
S	27-FEB-02 04-MAR-02	CABOT CORP COM	160 000-	5,251 92	5,074 10-	622 10-
S	27-FEB-02 04-MAR-02	CABOT CORP COM	150 000-	4,941 91	5,506 96-	565 05-
S	28-FEB-02 05-MAR-02	CABOT CORP COM	30 000-	989 33	1,101 59-	112 06-
S	01-MAR-02 06-MAR-02	CABOT CORP COM	140 000-	4,590 10	5,139 04-	541 74-
S	04-MAR-02 07-MAR-02	CABOT CORP COM	590 000-	19,611 30	21,660 75-	2,049.43-
S	14-APR-02 15-APR-02	CAIENCE DESIGN SYS INC COM	1,250 000-	25,500 90	37,455 00-	11,954 90-
S	11-APR-02 16-APR-02	CAIENCE DESIGN SYS INC COM	620 000-	12,196 21	10,570 11-	6,301 90-
S	12-APR-02 17-APR-02	CAIENCE DESIGN SYS INC COM	1,830 000-	36,652 14	40,344 03-	11,691 09-

HSC F330200
THE HIGHLAND STREET CONNECTION
MPAM SMALL CAP EQUITY

TRANSACTION REPORT
FOR THE PERIOD 01 JANUARY 2002 THROUGH 31 DECEMBER 2002

RUN DATE: 03-APR-03
PAGE: 5
M25701

TRAN CODE	EFFECTIVE/ CONTRACTUAL/ SETTLEMENT DATE	SECURITY DESCRIPTION (LOCAL CURR/SETTLE CURR)	SHARES PAR VALUE	TRADE DATE BASE AMOUNT	INVESTMENT BASE COST	REALIZED GAIN/LOSS IN BASE CURRENCY
S	06-FEB-02 11-FEB-02	CALPINE CORP COM	4,200 000-	29,491 11	20,603 63-	807 48
S	03-JUN-02 06-JUN-02	CAREMARK RX INC COM	4,900 000-	16,250 15	06,530.21-	9,691 94
S	03-JUN-02 06-JUN-02	CATALINA MKTO CORP COM	900 000-	29,700 10	29,331 13-	420 97
S	25-APR-02 30-APR-02	CHARTER ONE FIML INC	1,250 000-	42,930 90	22,056 10-	20,002 00
S	26-APR-02 01-MAY-02	CHARTER ONE FIML INC	370 000-	13,030.40	6,634 76-	6,395 72
S	09-MAY-02 14-MAY-02	CHARTER ONE FIML INC	1,007 000-	59,750 21	34,202 94-	25,555 27
S	09-MAY-02 14-MAY-02	CHARTER COMMUNICATIONS INC DEL CL A	2,200 000-	10,176 50	26,101 01-	0,005 31-
S	03-JUN-02 06-JUN-02	CHICOS FAS INC COM	3,250 000-	120,162 52	34,051 77-	05,310.75
S	03-JUN-02 06-JUN-02	CIRCUIT CITY GROUP COM	2,100 000-	46,202 60	63,040 64-	16,750 04-
S	03-JUN-02 06-JUN-02	CITY MATL CORP COM	2,100 000-	113,149 63	75,639 05-	37,810 50
S	03-JUN-02 06-JUN-02	CLAYTON HOMES INC COM	4,200 000-	72,069 09	61,973 11-	10,096 70



HSC F330200
THE HIGHLAND STREET CONNECTION
MPAM SMALL CAP EQUITY

TRANSACTION REPORT
FOR THE PERIOD 01 JANUARY 2002 THROUGH 31 DECEMBER 2002

RUN DATE: 03-APR-03
PAGE: 53
H25701

TRAN CODE	EFFECTIVE/ CONTRACTUAL/ SETTLEMENT DATE	SECURITY DESCRIPTION (LOCAL CURR/SETTLE CURR)	SHARES PAR VALUE	TRADE DATE BASE AMOUNT	INVESTMENT BASE COST	REALIZED GAIN/LOSS IN BASE CURRENCY
S	08-MAY-02 13-MAY-02	COMPUNARE CORP	3,950 000-	27,509 52	54,000 29-	26,490 77-
S	09-MAY-02 14-MAY-02	COMPUNARE CORP	750 000-	5,278 57	9,144 16-	3,865 59-
S	03-JUN-02 06-JUN-02	CONSTELLATION BRANDS INC CL A	3,000 000-	87,117 87	30,612 00-	48,505 37
S	03-JUN-02 06-JUN-02	CONVERGYS CORP COM	1,720 000-	44,219 86	43,970 65-	249 21
S	03-JUN-02 06-JUN-02	D R FORTON INC	2,450 000-	50,332 73	60,807 46-	9,674 73-
S	09-JAN-02 14-JAN-02	DST IYS INC DEL	60 000-	2,869 94	1,960 79-	901 15
S	10-JAN-02 15-JAN-02	DST IYS INC DEL	770 000-	36,259 83	20,370 01-	7,889 82
S	10-JAN-02 15-JAN-02	DST SYS INC DEL	70 000-	3,310 25	2,772 45-	537 80
S	03-JUN-02 06-JUN-02	DST SYS INC DEL	1,700 000-	82,806 54	84,766 40-	1,959 86-
S	03-JUN-02 06-JUN-02	DANL CORP	3,400 000-	71,229 88	63,811 18-	7,410 70
S	03-JUN-02 06-JUN-02	DARJEN RESTAURANTS INC	2,550,000-	62,723 51	30,994 25-	31,729 26

HSC F330200
THE HIGHLAND STREET CONNECTION
MPAM SMALL CAP EQUITY

TRANSACTION REPORT
FOR THE PERIOD 01 JANUARY 2002 THROUGH 31 DECEMBER 2002

RUN DATE: 03-APR-03
PAGE: 54
H25701

TRAN CODE	EFFECTIVE/ CONTRACTUAL/ SETTLEMENT DATE	SECURITY DESCRIPTION (LOCAL CURR/SETTLE CURR)	SHARES PAR VALUE	TRADE DATE BASE AMOUNT	INVESTMENT BASE COST	REALIZED GAIN/LOSS IN BASE CURRENCY
S	03-JUN-02 06-JUN-02	DEAN FOODS CO COM NEW	2,600 000-	93,048 13	56,101 62-	37,741 81
S	03-JUN-02 06-JUN-02	DENTSPLY INTL INC NEW COM	1,700 000-	67,067.90	67,209 65-	141 73-
S	24-APR-02 29-APR-02	DEVON ENERGY CORP NEW COM	1,000 000-	53,464 43	41,866.63-	11,597 80
S	24-APR-02 29-APR-02	DEVON ENERGY CORP NEW COM	220 000-	10,936 97	8,520.89-	2,400.50
S	25-APR-02 30-APR-02	DEVON ENERGY CORP NEW COM	300 000-	14,741 75	11,559 75-	3,181 98
S	03-JUN-02 06-JUN-02	DEVRY INC DEL COM	2,600,000-	60,753.00	69,942 23-	1,188 35-
S	03-JUN-02 06-JUN-02	DIEBOLD INC	1,000 000-	70,805 90	57,401 89-	13,824.01
S	03-JUN-02 06-JUN-02	DONNELLEY R R & SONS CO COM	2,200 000-	63,894 89	51,552 47-	11,541 62
S	03-JUN-02 06-JUN-02	E TRADE GROUP INC	7,400 000-	46,102 65	61,123 66-	17,021.03-
S	08-MAY-02 13-MAY-02	EDWARDS LIFE SCIENCES CORP COM	370 000-	9,499 13	5,544 27-	3,954 86
S	09-MAY-02 14-MAY-02	EDWARDS LIFE SCIENCES CORP COM	330 000-	8,367 68	4,931 82-	3,435 86

HSC F330200
 THE HIGHLAND STREET CONNECTION
 MPAM SMALL CAP EQUITY

TRANSACTION REPORT
 FOR THE PERIOD 01 JANUARY 2002 THROUGH 31 DECEMBER 2002

RUN DATE: 05-APR-01
 PAGE: 51
 M25701

TRAN CODE	EFFECTIVE/ CONTRACTUAL/ SETTLEMENT DATE	SECURITY DESCRIPTION (LOCAL CURR/SETTLE CURR)	SHARES PAR VALUE	TRADE DATE BASE AMOUNT	INVESTMENT BASE COST	REALIZED GAIN/LOSS IN BASE CURRENCY
S	10-MAY-02 15-MAY-02	EDWARDS LIFE SCIENCES CORP COM	210 000-	5,252 51	3,130.43-	2,114 08
S	14-MAY-02 17-MAY-02	EDWARDS LIFE SCIENCES CORP COM	460 000-	11,254 55	6,074 65-	4,301 90
S	15-MAY-02 20-MAY-02	EDWARDS LIFE SCIENCES CORP COM	1,630 000-	40,102 49	29,330 70-	10,771 71
S	03-JUN-02 06-JUN-02	EDWARDS A O INC COM	1,320 000-	51,779 65	39,303 20-	12,476 45
S	03-JUN-02 06-JUN-02	ELECTRONIC ARTS	1,000 000-	114,562 50	89,242 54-	25,320 04
S	03-JUN-02 06-JUN-02	ELECTRONICS FOR IMAGING INC	2,900 000-	45,076 61	60,690 56-	14,021 95-
S	03-JUN-02 06-JUN-02	ENERGY EAST CORP COM	2,900 000-	66,552 99	59,720.00-	6,032 19
S	26-APR-02 01-MAY-02 03-MAY-02	ENGELHARD CORP	700 000-	20,075 12	10,767.00-	2,100 12
S	29-APR-02 02-MAY-02 06-MAY-02	ENGELHARD CORP	100 000-	2,935 09	2,601 00-	254 09
S	03-JUN-02 06-JUN-02	ENGELHARD CORP	1,500 000-	46,073 66	41,501 44-	4,492 22
S	23-MAY-02 29-MAY-02	ENZON INC COM	700 000-	22,372 04	54,011 20-	32,430 36-

HSC F330200
 THE HIGHLAND STREET CONNECTION
 MPAM SMALL CAP EQUITY

TRANSACTION REPORT
 FOR THE PERIOD 01 JANUARY 2002 THROUGH 31 DECEMBER 2002

RUN DATE: 05-APR-01
 PAGE: 51
 M25701

TRAN CODE	EFFECTIVE/ CONTRACTUAL/ SETTLEMENT DATE	SECURITY DESCRIPTION (LOCAL CURR/SETTLE CURR)	SHARES PAR VALUE	TRADE DATE BASE AMOUNT	INVESTMENT BASE COST	REALIZED GAIN/LOSS IN BASE CURRENCY
S	23-MAY-02 29-MAY-02	ENZON INC COM	120 000-	3,422 09	6,436 00-	5,018 11-
S	03-JUN-02 06-JUN-02	EQUITABLE RES INC COM	1,900 000-	66,001 90	63,207 97-	3,514.01
S	03-JUN-02 06-JUN-02	ETHAN ALLEN INTERIORS INC COM	2,100 000-	70,420 66	54,550 00-	21,070 66
S	03-JUN-02 06-JUN-02	FAMILY DLR STORES INC	1,000 000-	63,777.11	37,073 60-	26,703 51
S	03-JUN-02 06-JUN-02	FIDELITY NATL FUND CORP	900 000-	27,053 10	25,969 32-	1,003 06
S	03-JUN-02 06-JUN-02	FIRST HEALTH GROUP CORP COM	3,500 000-	94,640 99	79,060 32-	14,772 67
S	03-JUN-02 06-JUN-02	FIRST TENN NATL CORP	3,100 000-	120,044 27	96,705.32-	24,130 95
S	03-JUN-02 06-JUN-02	FREEMONT MCMORAN COPPER B	2,100 000-	42,334 72	34,466 99-	7,067.73
S	00-MAY-02 13-MAY-02	GATX CORP COM	900 000-	20,745 18	42,940 95-	14,195 02-
S	09-MAY-02 14-MAY-02	GATX CORP COM	300 000-	9,501.71	14,401 01-	4,900.10-
S	03-JUN-02 06-JUN-02	GALLAGHER ARTHUR J & CO	2,700 000-	94,993 12	36,059 09-	50,934 03



Mellon TrustSM

Boston Safe Deposit and Trust Company

The Highland Street Connection

2002 form 990 P/f 04-3048298

HSC F330200
THE HIGHLAND STREET CONNECTION
MPAM SMALL CAP EQUITY

TRANSACTION REPORT
FOR THE PERIOD 01 JANUARY 2002 THROUGH 31 DECEMBER 2002

RUN DATE: 03-APR-03
PAGE: 57
H25701

TRAN CODE	EFFECTIVE/ CONTRACTUAL/ SETTLEMENT DATE	SECURITY DESCRIPTION (LOCAL CURR/SETTLE CURR)	SHARES PAR VALUE	TRADE DATE BASE AMOUNT	INVESTMENT BASE COST	REALIZED GAIN/LOSS IN BASE CURRENCY
S	06-MAR-02 11-MAR-02	GENUINE PARTS CO COM	700 000-	26,044.70	16,157 12-	9,887 66
S	20-MAR-02 25-MAR-02	GENUINE PARTS CO COM	1,290 000-	48,646 97	31,979 42-	16,667 55
S	21-MAR-02 26-MAR-02	GENUINE PARTS CO COM	410 000-	15,247 92	10,707 10-	4,460 82
S	09-JAN-02 14-JAN-02	GENZYME CORP COM	600 000-	31,815 00	0,524 70-	23,290 22
S	20-JAN-02 31-JAN-02	GENZYME CORP COM	460 000-	21,921 71	0,214 29-	13,707 42
S	29-JAN-02 01-FEB-02	GENZYME CORP COM	340 000-	16,195 99	6,071 44-	10,124 55
S	06-FEB-02 11-FEB-02	GENZYME CORP COM	1,000 000-	41,567 07	22,473 03-	19,093 24
S	15-APR-02 18-APR-02	GENZYME CORP MOLECULAR ONCOLOGY DIV COM	1 000-	8 94	7 70-	8 76-
S	03-JUN-02 06-JUN-02	GOLDEI ST BANCORP INC COM	2,100 000-	79,902 59	60,052 50-	19,850 01
S	03-JUN-02 06-JUN-02	GREENPOINT FINL CORP COM	2,200 000-	111,976.62	65,505 09-	40,471 53
S	03-JUN-02 06-JUN-02	HANOVER COMPRESSOR CO COM (HOLDING COMPANY)	3,200 000-	41,902 73	50,175 31-	16,192 50-

HSC F330200
THE HIGHLAND STREET CONNECTION
MPAM SMALL CAP EQUITY

TRANSACTION REPORT
FOR THE PERIOD 01 JANUARY 2002 THROUGH 31 DECEMBER 2002

RUN DATE: 03-APR-03
PAGE: 58
H25701

TRAN CODE	EFFECTIVE/ CONTRACTUAL/ SETTLEMENT DATE	SECURITY DESCRIPTION (LOCAL CURR/SETTLE CURR)	SHARES PAR VALUE	TRADE DATE BASE AMOUNT	INVESTMENT BASE COST	REALIZED GAIN/LOSS IN BASE CURRENCY
S	03-JUN-02 06-JUN-02	HARRIS CORP DEL COM	2,000 000-	74,497.75	67,812 70-	7,104 97
S	24-JAN-02 29-JAN-02	HEALTH MGMT ASSOC INC NEW CL A COM	2,900 000-	54,925 17	30,910.73-	16,006.44
S	03-JUN-02 06-JUN-02	HEINERICH & PAYNE INC COM	2,000 000-	73,077.79	92,259 40-	19,181 00-
S	03-JUN-02 06-JUN-02	HENRY JACK & ASSOC INC COM	2,200.000-	42,190.10	50,506 44-	10,316.04-
S	03-JUN-02 06-JUN-02	HISPANIC BROADCASTING CORP COM	2,200 000-	54,110 36	54,920 79-	810.40-
S	03-JUN-02 06-JUN-02	HOSPITALITY PPTYS TR COM SHS BEN INT COM	1,400 000-	56,702 20	55,406 03-	1,076.00
S	03-JUN-02 06-JUN-02	IIEC PHARMACEUTICALS CORP COM	2,000 000-	81,037 95	119,570 03-	30,032.00-
S	03-JUN-02 06-JUN-02	IIC GLOBAL INC COM	5,300.000-	73,905.76	70,450 75-	3,535 01
S	25-FEB-02 20-FEB-02	ITT INDS INC IND COM	400.000-	23,123 21	17,233 95-	5,007 26
S	03-JUN-02 06-JUN-02	ITT INDS INC IND COM	1,100 000-	74,706 74	51,500 15-	23,206 59
S	25-FEB-02 20-FEB-02	IDEXX LABS INC COM	040 000-	21,792 71	21,302 63-	490 00



Mellon TrustSM
Boston Safe Deposit and Trust Company

The Highland Street Connection
2002 Form 990 P/f 04-3048298

HSC F530200
THE HIGHLAND STREET CONNECTION
MPAM SMALL CAP EQUITY

TRANSACTION REPORT
FOR THE PERIOD 01 JANUARY 2002 THROUGH 31 DECEMBER 2002

RUN DATE: 03-APR-01
PAGE: 5
M25701

TRAN CODE	EFFECTIVE / CONTRACTUAL / SETTLEMENT DATE	SECURITY DESCRIPTION (LOCAL CURR/SETTLE CURR)	SHARES PAR VALUE	TRADE DATE BASE AMOUNT	INVESTMENT BASE COST	REALIZED GAIN/LOSS IN BASE CURRENCY
S	27-FEB-02 04-MAR-02	IDEXX LABS INC COM	60 000-	1,570 17	1,523.25-	46 92
S	20-FEB-02 05-MAR-02	IDEXX LABS INC COM	710 000-	10,577 15	10,473 13-	104 02
S	01-MAR-02 06-MAR-02	IDEXX LABS INC COM	590 000-	15,645 44	15,003 74-	641 70
S	03-JUN-02 06-JUN-02	IKOJ OFFICE SOLUTIONS INC COM	5,600 000-	51,334 20	67,039 50-	16,505 30-
S	09-MAY-02 14-MAY-02	INTERNATIONAL GAME TECHNOLOGY COP	1,700 000-	105,308 76	67,616 92-	37,691 84
S	03-JUN-02 06-JUN-02	INTERNATIONAL RECTIFIER CORP COM	1,500 000-	67,066 00	66,690.45-	1,107.55
S	03-JUN-02 06-JUN-02	INVESTMENT TECH GRP COM NEW	1,407 000-	40,166 40	32,069.63-	16,096 05
S	10-APR-02 15-APR-02	IVAX CORP	5,465 000-	45,102 23	85,029 14-	39,046 91-
S	10-APR-02 15-APR-02	IVAX CORP	810 000-	10,517 53	16,501 46-	6,063 93-
S	24-APR-02 29-APR-02	JACOBS ENGR GROUP INC COM	110 000-	4,336 54	2,040 77-	1,493 77
S	25-APR-02 30-APR-02	JACOBS ENGR GROUP INC COM	490 000-	19,262 00	12,726 53-	6,535 47

HSC F530200
THE HIGHLAND STREET CONNECTION
MPAM SMALL CAP EQUITY

TRANSACTION REPORT
FOR THE PERIOD 01 JANUARY 2002 THROUGH 31 DECEMBER 2002

RUN DATE: 03-APR-01
PAGE: 6
M25701

TRAN CODE	EFFECTIVE / CONTRACTUAL / SETTLEMENT DATE	SECURITY DESCRIPTION (LOCAL CURR/SETTLE CURR)	SHARES PAR VALUE	TRADE DATE BASE AMOUNT	INVESTMENT BASE COST	REALIZED GAIN/LOSS IN BASE CURRENCY
S	26-APR-02 01-MAY-02	JACOBS ENGR GROUP INC COM	220 000-	0,654 02	5,765.40-	2,009.42
S	29-APR-02 02-MAY-02	JACOBS ENGR GROUP INC COM	100 000-	7,060 47	4,029.40-	2,251 07
S	03-JUN-02 06-JUN-02	JACOBS ENGR GROUP INC COM	2,000 000-	75,079 71	55,601 10-	20,190 53
S	03-JUN-02 06-JUN-02	JONES APPAREL GROUP INC COM	1,100 000-	44,097 67	36,352.03-	7,745.64
S	03-JUN-02 06-JUN-02	KANSAS CITY SOUTHERN COM NEW	3,060 000-	49,526 13	49,700.60-	254.55-
S	09-JAN-02 14-JAN-02	KINDER MORGAN INC KANS COM	700 000-	89,245 61	17,440 55-	21,005.06
S	10-JAN-02 15-JAN-02	KINDER MORGAN INC KANS COM	300 000-	16,000 26	9,661.75-	7,246 51
S	03-JUN-02 06-JUN-02	KNIGHT RIDDER INC	900 000-	59,515 20	53,791 47-	5,723 73
S	03-JUN-02 06-JUN-02	L-3 COMMUNICATIONS HLDGS INC COM	1,000 000-	100,710 70	63,523 00-	45,194 90
S	03-JUN-02 06-JUN-02	LA QUINTA PPTYS INC PAIRED CTF	7,700 000-	57,132 26	59,590.34-	2,466 00-
S	03-JUN-02 06-JUN-02	LABORATORY CORP AMER HLDGS COM NEW	2,600 000-	126,071 75	77,057 26-	49,014.49

HSC F330200
 THE HIGHLAND STREET CONNECTION
 MPAM SMALL CAP EQUITY

TRANSACTION REPORT
 FOR THE PERIOD 01 JANUARY 2002 THROUGH 31 DECEMBER 2002

TRAN CODE	EFFECTIVE/ CONTRACTUAL/ SETTLEMENT DATE	SECURITY DESCRIPTION (LOCAL CURR/SETTLE CURR)	SHARES PAR VALUE	TRADE DATE BASE AMOUNT	INVESTMENT BASE COST	REALIZED GAIN/LOSS IN BASE CURRENCY
S	03-JUN-02 06-JUN-02	LEGG MASON INC	1,200 000-	64,534 05	64,277 39-	256.66
S	07-MAR-02 12-MAR-02	LINCARE HDGS INC COM	1,090 000-	20,243 54	21,751 00-	6,511 66
S	06-MAR-02 13-MAR-02	LINCARE HDGS INC COM	410 000-	10,449.14	8,174 37-	2,474 77
S	03-JUN-02 06-JUN-02	LINCAFÉ HDGS INC COM	2,600 000-	76,903 67	46,257 16-	30,726 51
S	03-JUN-02 06-JUN-02	LIZ C. AIRBORNE INC COM	2,500 000-	75,404 72	50,400 07-	17,004 65
S	20-MAR-02 25-MAR-02	LOEWS CORP CAROLINA GROUP STX	260 000-	6,705 49	6,720 00-	14 51-
S	21-MAR-02 26-MAR-02	LOEW' CORP CAROLINA GROUP STX	1,420 000-	39,756 42	40,249 92-	493 50-
S	22-MAR-02 27-MAR-02	LOEW' CORP CAROLINA GROUP STX	540 000-	15,100 16	15,054 09-	746 73-
S	10-APR-02 15-APR-02	LUBRIZOL CORP	500 000-	13,221 59	13,596 40-	374 01-
S	11-APR-02 16-APR-02	LUBRIZOL CORP	20 000-	691 70	715 60-	23 02-
S	12-APR-02 17-APR-02	LUBRIZOL CORP	260 000-	8,012 79	9,302 00-	490 01-

HSC F330200
 THE HIGHLAND STREET CONNECTION
 MPAM SMALL CAP EQUITY

TRANSACTION REPORT
 FOR THE PERIOD 01 JANUARY 2002 THROUGH 31 DECEMBER 2002

TRAN CODE	EFFECTIVE/ CONTRACTUAL/ SETTLEMENT DATE	SECURITY DESCRIPTION (LOCAL CURR/SETTLE CURR)	SHARES PAR VALUE	TRADE DATE BASE AMOUNT	INVESTMENT BASE COST	REALIZED GAIN/LOSS IN BASE CURRENCY
S	15-APR-02 18-APR-02	LUBRIZOL CORP	100 000-	3,400 74	3,502 87-	101 63-
S	16-APR-02 19-APR-02	LUBRIZOL CORP	40 000-	1,359 43	1,432 40-	72.97-
S	16-APR-02 19-APR-02	LUBRIZOL CORP	310 000-	10,533 65	11,101 10-	565.45-
S	17-APR-02 22-APR-02	LUBRIZOL CORP	100 000-	6,193 97	6,445.00-	251 03-
S	18-APR-02 23-APR-02	LUBRIZOL CORP	50 000-	1,031 39	1,075 27-	43 00-
S	19-APR-02 24-APR-02	LUBRIZOL CORP	220 000-	7,224.49	7,079 10-	654 69-
S	22-APR-02 25-APR-02	LUBRIZOL CORP	160 000-	5,314 71	5,729.60-	414.09-
S	03-JUN-02 06-JUN-02	LYONDELL CHEMICAL CO COM	4,500 000-	72,206 71	62,033.01-	9,453 70
S	03-JUN-02 06-JUN-02	M & T BK CORP COM	1,400 000-	120,093 35	60,409 05-	52,404.30
S	03-JUN-02 06-JUN-02	MACK CALI RLTY CORP COM	1,400 000-	40,922.50	39,310 69-	9,611 01
S	03-JUN-02 06-JUN-02	MACROVISION CORP COM	1,700 000-	27,440 79	60,594 26-	33,125.47-

HSC F330208
 THE HIGHLAND STREET CONNECTION
 MPAM SMALL CAP EQUITY

TRANSACTION REPORT
 FOR THE PERIOD 01 JANUARY 2002 THROUGH 31 DECEMBER 2002

RUN DATE: 03-APR-03
 PAGE: 63
 H25701

TRAN CODE	EFFECTIVE/ CONTRACTUAL/ SETTLEMENT DATE	SECURITY DESCRIPTION (LOCAL CURR/SETTLE CURR)	SHARES PAR VALUE	TRADE DATE BASE AMOUNT	INVESTMENT BASE COST	REALIZED GAIN/LOSS IN BASE CURRENCY
S	06-FEB-02 11-FEB-02	MARSHALL & ILSLEY CORP	300 000-	17,794 23	17,120 02-	666 21
S	06-FEB-02 11-FEB-02	MARSHALL & ILSLEY CORP	320 000-	10,914 49	10,290 76-	623 64
S	07-FEB-02 12-FEB-02	MARSHALL & ILSLEY CORP	600 000-	35,527 86	34,700 51-	739 85
S	08-FEB-02 13-FEB-02	MARSHALL & ILSLEY CORP	280 000-	16,696 39	16,520 31-	176 06
S	03-JUN-02 06-JUN-02	MCCORMICK & CO NON VOTING	2,700 000-	70,632 03	59,745 54-	10,007 29
S	06-MAR-02 11-MAR-02	MCDATA CORP CL A	1,500 000-	16,470 05	30,909 23-	22,519 10-
S	03-JUN-02 06-JUN-02	METRIS COS INC	2,000 000-	37,462 06	62,001 79-	25,410 93-
S	23-MAY-02 29-MAY-02	MICHAELS STORES INC COM	470 000-	10,607 24	9,107 20-	1,499 96
S	23-MAY-02 29-MAY-02	MICHAELS STORES INC COM	130 000-	5,209 59	2,541 16-	2,660 43
S	03-JUN-02 06-JUN-02	MICHAELS STORES INC COM	2,000 000-	80,335 33	43,370 64-	44,956 69
S	03-JUN-02 06-JUN-02	MICROCHIP TECHNOLOGY INC COM	3,975 000-	116,960 05	90,970 06-	17,909 99

HSC F330208
 THE HIGHLAND STREET CONNECTION
 MPAM SMALL CAP EQUITY

TRANSACTION REPORT
 FOR THE PERIOD 01 JANUARY 2002 THROUGH 31 DECEMBER 2002

RUN DATE: 03-APR-03
 PAGE: 6
 H25701

TRAN CODE	EFFECTIVE/ CONTRACTUAL/ SETTLEMENT DATE	SECURITY DESCRIPTION (LOCAL CURR/SETTLE CURR)	SHARES PAR VALUE	TRADE DATE BASE AMOUNT	INVESTMENT BASE COST	REALIZED GAIN/LOSS IN BASE CURRENCY
S	03-JUN-02 06-JUN-02	MILLENNIUM PHARMACEUTICALS INC	3,000 000-	53,486 64	06,464 59-	83,027 95-
S	03-JUN-02 06-JUN-02	MOHAWK INDS INC COM	000 000-	51,955 47	42,591 30-	9,364 09
S	03-JUN-02 06-JUN-02	MURPHY OIL CORP COM	900 000-	02,167 52	71,299.54-	10,067 90
S	03-JUN-02 06-JUN-02	NETWORKS ASSOCIATES INC	0,100 000-	50,349 22	57,462 96-	006 26
S	03-JUN-02 06-JUN-02	NEWFIELD EXPL CO COM	1,000 000-	64,430 05	30,852 75-	26,005 30
S	03-JUN-02 06-JUN-02	NISOURCE INC COM	2,000 000-	65,729 97	02,316 17-	16,506 20-
S	03-JUN-02 06-JUN-02	NOBLE ENERGY INC COM	1,500 000-	40,410 54	64,474 39-	16,068 05-
S	03-JUN-02 06-JUN-02	NORTHFORK BANCORPORATION INC N Y COM	3,500 000-	137,171 01	94,046.90-	42,324 11
S	09-JAN-02 14-JAN-02	NVIDIA CORP COM	600 000-	41,477 37	22,924 30-	10,552 99
S	10-APR-02 15-APR-02	NVIDIA CORP COM	1,100 000-	39,020 99	42,740 91-	2,919 92-
S	03-JUN-02 06-JUN-02	OCEAN ENERGY INC TEX COM	0,700 000-	79,045 50	74,227 46-	5,616 12



Boston Safe Deposit and Trust Company

The Highland Street Connection
2002 form 990 P/f 04-3048298

HSC F530200
THE HIGHLAND STREET CONNECTION
HPAM SMALL CAP EQUITY

TRANSACTION REPORT
FOR THE PERIOD 01 JANUARY 2002 THROUGH 31 DECEMBER 2002

RUN DATE: 03-APR-03
PAGE: 65
M25701

TRAN CODE	EFFECTIVE/ CONTRACTUAL/ SETTLEMENT DATE	SECURITY DESCRIPTION (LOCAL CURR/SETTLE CURR)	SHARES PAR VALUE	TRADE DATE BASE AMOUNT	INVESTMENT BASE COST	REALIZED GAIN/LOSS IN BASE CURRENCY
S	09-JAN-02 14-JAN-02	OFFICE DEPOT INC COM	1,040 000-	17,409 33	9,261 20-	8,148 13
S	10-JAN-02 15-JAN-02	OFFICE DEPOT INC COM	1,360 000-	22,722 67	12,136 30-	10,586 37
S	03-JUN-02 06-JUN-02	OFFICE DEPOT INC COM	4,900 000-	88,781 39	47,285 82-	41,497 57
S	05-JUN-02 06-JUN-02	OLD REP INTL CORP COM	5,200 000-	105,033 95	63,668 96-	21,364 99
S	25-FEB-02 26-FEB-02	ORTHODONTIC CTRS AMER INC COM	730 000-	17,586 45	12,256 12-	5,330 33
S	26-FEB-02 01-MAR-02	ORTHODONTIC CTRS AMER INC COM	2,370 000-	56,743 34	41,695 66-	15,047 68
S	03-JUN-02 06-JUN-02	PACKAGING CORP AMER COM	2,400 000-	46,850 66	43,063 67-	3,786 99
S	03-JUN-02 06-JUN-02	PALL CORP COM	2,700 000-	60,829 16	50,268 92-	2,560 24
S	03-JUN-02 06-JUN-02	PARK PL ENTWT CORP COM	5,600 000-	61,619 41	64,246 80-	2,626 59-
S	03-JUN-02 06-JUN-02	PENTAIR INC COM	1,500 000-	69,012 91	63,382 45-	5,630 46
S	03-JUN-02 06-JUN-02	PEP BOYS MANNY MOE & JACK COM	4,500 000-	71,237 79	53,436 40-	17,801 31

HSC F530200
THE HIGHLAND STREET CONNECTION
HPAM SMALL CAP EQUITY

TRANSACTION REPORT
FOR THE PERIOD 01 JANUARY 2002 THROUGH 31 DECEMBER 2002

RUN DATE: 03-APR-03
PAGE: 66
M25701

TRAN CODE	EFFECTIVE/ CONTRACTUAL/ SETTLEMENT DATE	SECURITY DESCRIPTION (LOCAL CURR/SETTLE CURR)	SHARES PAR VALUE	TRADE DATE BASE AMOUNT	INVESTMENT BASE COST	REALIZED GAIN/LOSS IN BASE CURRENCY
S	09-JAN-02 14-JAN-02	PEPSI BOTTLING GROUP INC COM	1,400 000-	30,360 92	15,896 99-	14,463 93
S	24-JAN-02 29-JAN-02	PEREGRINE SYS INC COM	1,100 000-	9,224 13	10,400 99-	9,264 86-
S	25-JAN-02 30-JAN-02	PEREGRINE SYS INC COM	2,370 000-	19,259 04	39,787 80-	20,527 96-
S	28-JAN-02 31-JAN-02	PEREGRINE SYS INC COM	250 000-	1,737 55	3,846 31-	2,108 76-
S	08-MAY-02 13-MAY-02	PLANTRONICS INC	470 000-	9,917 97	11,086 99-	1,169 82-
S	09-MAY-02 14-MAY-02	PLANTRONICS INC	890 000-	18,769 80	22,614 11-	3,844 31-
S	10-MAY-02 15-MAY-02	PLANTRONICS INC	100 000-	2,034 39	2,479 80-	444 41-
S	13-MAY-02 16-MAY-02	PLANTRONICS INC	940 000-	19,513 25	22,899 96-	3,386 71-
S	03-JUN-02 06-JUN-02	PLUM CREEK TIMBER CO INC COM	2,200 000-	66,855 98	64,232 76-	2,623 22
S	03-JUN-02 06-JUN-02	POLYCOM INC	1,700 000-	30,814 46	66,545 49-	36,531 83-
S	03-JUN-02 06-JUN-02	PRECISION DRILLING CORP CL A	1,500 000-	54,629 40	63,164 40-	8,535 80-

HSC F338200
 THE HIGHLAND STREET CONNECTION
 MPAM SMALL CAP EQUITY

TRANSACTION REPORT
 FOR THE PERIOD 01 JANUARY 2002 THROUGH 31 DECEMBER 2002

RUN DATE: 05-APR-03
 PAGE: 67
 H25701

TRAN CODE	EFFECTIVE / CONTRACTUAL / SETTLEMENT DATE	SECURITY DESCRIPTION (LOCAL CURR/SETTLE CURR)	SHARES PAR VALUE	TRADE DATE BASE AMOUNT	INVESTMENT BASE COST	REALIZED GAIN/LOSS IN BASE CURRENCY
S	08-MAY-02 13-MAY-02	PRINCIPAL FINANCIAL GROUP INC COM	1,720 000-	47,440 00	31,980 89-	15,451 91
S	09-MAY-02 14-MAY-02	PRINCIPAL FINANCIAL GROUP INC COM	1,090 000-	30,056 71	27,240 74-	2,815 97
S	09-MAY-02 14-MAY-02	PRINCIPAL FINANCIAL GROUP INC COM	200 000-	7,752 96	7,262 40-	490 56
S	03-JUN-02 06-JUN-02	PROTECTIVE LIFE CORP COM	1,900 000-	63,477 00	60,114.67-	3,362 41
S	24-APR-02 29-APR-02	RSA SEC INC COM	50 000-	355 23	1,309 60-	954 37-
S	25-APR-02 30-APR-02	RS/ SEC INC COM	2,200 000-	14,040 19	63,193 23-	49,153 04-
S	26-APR-02 01-MAY-02	RSA SEC INC COM	760 000-	4,790 57	7,292 50-	2,494 01-
S	29-APR-02 02-MAY-02	RSA SEC INC COM	2,670 000-	16,420.27	26,234 03-	9,813 76-
S	30-APR-02 03-MAY-02	RSA SEC INC COM	1,270 000-	7,567 19	21,900 94-	14,333 75-
S	03-JUN-02 06-JUN-02	RF MICRO DEVICES INC COM	4,300 000-	60,810 39	96,514.64-	27,704 05-
S	24-JAN-02 29-JAN-02	RADIAN GROUP INC	900 000-	39,464 69	22,254 49-	17,190 20

HSC F338200
 THE HIGHLAND STREET CONNECTION
 MPAM SMALL CAP EQUITY

TRANSACTION REPORT
 FOR THE PERIOD 01 JANUARY 2002 THROUGH 31 DECEMBER 2002

RUN DATE: 05-APR-03
 PAGE: 68
 H25701

TRAN CODE	EFFECTIVE / CONTRACTUAL / SETTLEMENT DATE	SECURITY DESCRIPTION (LOCAL CURR/SETTLE CURR)	SHARES PAR VALUE	TRADE DATE BASE AMOUNT	INVESTMENT BASE COST	REALIZED GAIN/LOSS IN BASE CURRENCY
S	03-JUN-02 06-JUN-02	RADIAN GROUP INC	2,406 000-	129,679 49	50,442 00-	71,237 49
S	03-JUN-02 06-JUN-02	REPUBLIC SVCS INC COM	4,100 000-	87,070 30	65,334 49-	21,735.01
S	03-JUN-02 06-JUN-02	REYNOLDS & REYNOLDS CO CL A	2,500 000-	74,933 73	63,000 22-	11,045 51
S	03-JUN-02 06-JUN-02	REYNOLDS RJ TOB HLDGS INC COM	1,500 000-	106,217 00	45,644 16-	60,573 64
S	03-JUN-02 06-JUN-02	ROBERT HALF INTL INC COM	8,000.000-	71,067 05	49,231 96-	21,835 09
S	23-MAY-02 29-MAY-02	RYDER SYS INC COM	100 000-	2,907 91	1,930 00-	1,057 91
S	23-MAY-02 29-MAY-02	RYDER SYS INC COM	330 000-	9,012 01	4,617 30-	3,195 51
S	24-MAY-02 30-MAY-02	RYDER SYS INC COM	270 000-	0,004 76	5,844.97-	2,459 79
S	03-JUN-02 06-JUN-02	RYDER SYS INC COM	2,000 000-	50,650 23	46,539.63-	14,110 60
S	03-JUN-02 06-JUN-02	SPX CORP	000 000-	107,600 75	107,029 20-	579 47
S	03-JUN-02 06-JUN-02	ST JUDE MED INC COM	900 000-	74,005 74	39,470 77-	35,326 97

HSC F330200
 THE HIGHLAND STREET CONNECTION
 MPAM SMALL CAP EQUITY

TRANSACTION REPORT
 FOR THE PERIOD 01 JANUARY 2002 THROUGH 31 DECEMBER 2002

TRAN CODE	EFFECTIVE/ CONTRACTUAL/ SETTLEMENT DATE	SECURITY DESCRIPTION (LOCAL CURR/SETTLE CURR)	SHARES PAR VALUE	TRADE DATE BASE AMOUNT	INVESTMENT BASE COST	REALIZED GAIN/LOSS IN BASE CURRENCY
S	03-JUN-02 06-JUN-02	SCRIPPS CO EW CL A	600 000-	45,667 62	33,462 05-	12,105 57
S	03-JUN-02 06-JUN-02	SEMTECH CORP	2,600 000-	83,002 23	80,467 75-	2,514 48
S	24-APR-02 29-APR-02	SHAW GROUP INC COM	200 000-	9,124.92	6,164.51-	2,960 41
S	25-APR-02 30-APR-02	SHAW GROUP INC COM	440 000-	14,267 88	9,600 20-	4,587 60
S	26-APR-02 01-MAY-02	SHAW GROUP INC COM	100 000-	5,749 54	3,930 40-	1,811 14
S	03-JUN-02 06-JUN-02	SHAW GROUP INC COM	2,000 000-	63,205 09	44,629 30-	18,573 79
S	03-JUN-02 06-JUN-02	SHIRE PHARMACEUTICALS GROUP PLC SPONSORED ADR	3,000 000-	78,000 22	75,299 32-	3,590.90
S	03-JUN-02 06-JUN-02	SIGMA ALDRICH CORP	1,300 000-	62,765 09	56,714 76-	6,050 33
S	03-JUN-02 06-JUN-02	SMITH INTL INC COM	1,400 000-	98,725 02	86,515.70-	12,209 32
S	03-JUN-02 06-JUN-02	SONICWALL INC COM	4,500 000-	27,027 97	62,797.71-	35,769 74-
S	15-MAY-02 20-MAY-02	STARHOOD HOTELS & RESORTS PAIRED CTF	1,700 000-	59,991 19	56,759 71-	3,251 48

HSC F330200
 THE HIGHLAND STREET CONNECTION
 MPAM SMALL CAP EQUITY

TRANSACTION REPORT
 FOR THE PERIOD 01 JANUARY 2002 THROUGH 31 DECEMBER 2002

TRAN CODE	EFFECTIVE/ CONTRACTUAL/ SETTLEMENT DATE	SECURITY DESCRIPTION (LOCAL CURR/SETTLE CURR)	SHARES PAR VALUE	TRADE DATE BASE AMOUNT	INVESTMENT BASE COST	REALIZED GAIN/LOSS IN BASE CURRENCY
S	03-JUN-02 06-JUN-02	STORAGE TECHNOLOGY CORP COM PAT 69.10	1,700 000-	20,927.17	32,122 12-	3,194 95-
S	03-JUN-02 06-JUN-02	STANDARD DATA SYS INC COM	4,100 000-	112,623.60	69,460.02-	43,163 58
S	06-MAR-02 11-MAR-02	SUPERVALU INC COM	1,200 000-	39,321 86	29,272 13-	1,049.73
S	03-JUN-02 06-JUN-02	SUPERVALU INC COM	3,100 000-	95,904.25	61,005 92-	34,810 33
S	03-JUN-02 06-JUN-02	SHIFT TRANS INC COM	3,400 000-	70,096 02	66,230 24-	3,857.78
S	03-JUN-02 06-JUN-02	S/D/ASE INC COM	4,400 000-	55,940 26	63,060 40-	7,912 14-
S	03-JUN-02 06-JUN-02	SYMANTEC CORP COM	2,100 000-	76,490 02	61,427 30-	9,070 64
S	25-FEB-02 28-FEB-02	SYMBOL TECHNOLOGIES INC COM	1,800 000-	13,101.46	84,375 12-	21,275 66-
S	03-JUN-02 06-JUN-02	TCF FINL CORP	2,500 000-	127,127 16	66,047 55-	61,079 61
S	03-JUN-02 06-JUN-02	TECO ENERGY INC COM	3,900 000-	93,160.10	86,010 46-	7,157 72
S	03-JUN-02 06-JUN-02	TELEPHONE & DATA SYS INC COM	900 000-	62,413 11	73,762.59-	11,349 40-



Mellon TrustSM

Boston Safe Deposit and Trust Company

The Highland Street Connection
2002 form 990 p/f 04-3048298

HSC F330200
THE HIGHLAND STREET CONNECTION
MPAM SMALL CAP EQUITY

TRANSACTION REPORT
FOR THE PERIOD 01 JANUARY 2002 THROUGH 31 DECEMBER 2002

RUN DATE: 03-APR-0
PAGE: 7
M25701

TRAM CODE	EFFECTIVE/ CONTRACTUAL/ SETTLEMENT DATE	SECURITY DESCRIPTION (LOCAL CURR/SETTLE CURR)	SHARES PAR VALUE	TRADE DATE BASE AMOUNT	INVESTMENT BASE COST	REALIZED GAIN/LOSS IN BASE CURRENCY
S	03-JUN-02 06-JUN-02	TEREX CORP NEW	2,400 000-	59,742 11	40,230 55-	19,511 56
S	03-JUN-02 06-JUN-02	TIDEWATER INC COM	1,000 000-	71,367 04	76,077 72-	5,509 08-
S	03-JUN-02 06-JUN-02	TIMPEN CO	1,500 000-	33,014 00	33,196 35-	182 35-
S	03-JUN-02 06-JUN-02	TRIAD HOSPS INC COM	2,700 000-	110,634 42	88,731 03-	29,903 39
S	03-JUN-02 06-JUN-02	TYSOM FOODS INC CL A	7,900 000-	112,502 06	96,535 97-	15,966 09
S	10-JAN-02 10-JAN-02 22-JAN-02	VALERO ENERGY CORP COM NEW COM	764-	20 09	21 59-	7 30
S	15-APR-02 10-APR-02	VALERO ENERGY CORP COM NEW COM	1,000 000-	47,900 55	20,226 99-	19,761 56
S	03-JUN-02 06-JUN-02	VALERO ENERGY CORP COM NEW COM	1,011 000-	69,431 64	76,169 76-	6,738 12-
S	03-JUN-02 06-JUN-02	VA SPAR CORP	700 000-	32,633 01	30,900 24-	1,644 77
S	03-JUN-02 06-JUN-02	VARIAN MED SYS FNC COM	1,500 000-	69,291 91	67,392 74-	1,099 17
S	03-JUN-02 06-JUN-02	VIAD CORP COM	2,100 000-	61,001 06	57,500 75-	3,572 31

HSC F330200
THE HIGHLAND STREET CONNECTION
MPAM SMALL CAP EQUITY

TRANSACTION REPORT
FOR THE PERIOD 01 JANUARY 2002 THROUGH 31 DECEMBER 2002

RUN DATE: 03-APR-0
PAGE: 7
M25701

TRAM CODE	EFFECTIVE/ CONTRACTUAL/ SETTLEMENT DATE	SECURITY DESCRIPTION (LOCAL CURR/SETTLE CURR)	SHARES PAR VALUE	TRADE DATE BASE AMOUNT	INVESTMENT BASE COST	REALIZED GAIN/LOSS IN BASE CURRENCY
S	03-JUN-02 06-JUN-02	VIGNETTE CORP COM	11,400 000-	23,445 65	100,002 01-	85,857 16-
S	03-JUN-02 06-JUN-02	VISHAY INTERTECHNOLOGY INC COM	2,100 000-	51,364 45	59,661 40-	11,702 97
S	03-JUN-02 06-JUN-02	WADDELL & REED FINL INC CL A	2,050 000-	40,172 52	35,940 80-	14,232 22
S	03-JUN-02 06-JUN-02	WASHINGTON FEDERAL INC	1,070 000-	50,525 07	44,220 92-	6,296 95
S	10-JAN-02 10-JAN-02 22-JAN-02	WASHINGTON MUTUAL INC COM	090-	2 09	2 70-	19
S	06-MAR-02 11-MAR-02	WASHINGTON MUTUAL INC COM	290 000-	9,752 55	0,692 60-	1,059 97
S	06-MAR-02 11-MAR-02	WASHINGTON MUTUAL INC COM	1,715 000-	60,303 37	55,220 02-	5,073 35
S	10-APR-02 15-APR-02	WATERS CORP COM	700 000-	10,641 69	10,750 09-	7,091 60
S	11-APR-02 16-APR-02	WATERS CORP COM	2,300 000-	59,496 67	61,072 30-	22,075 71-
S	03-JUN-02 06-JUN-02	WESTWOOD ONE INC COM	2,900 000-	109,401 55	89,033 93-	20,447 62
S	03-JUN-02 06-JUN-02	WILMINGTON TR CORP	1,100 000-	60,452 91	59,026 46-	0,626 45

HSC F330200
 THE HIGHLAND STREET CONNECTION
 MPAM SMALL CAP EQUITY

TRANSACTION REPORT
 FOR THE PERIOD 01 JANUARY 2002 THROUGH 31 DECEMBER 2002

RUN DATE: 03-APR-03
 PAGE: 73
 M25701

TRAN CODE	EFFECTIVE/ CONTRACTUAL/ SETTLEMENT DATE	SECURITY DESCRIPTION (LOCAL CURR/SETTLE CURR)	SHARES PAR VALUE	TRADE DATE BASE AMOUNT	INVESTMENT BASE COST	REALIZED GAIN/LOSS IN BASE CURRENCY
S	03-JUN-02 06-JUN-02	WISCONSIN ENERGY CORP COM	2,600 000-	67,490 06	61,560 06-	6,122 00
S	03-JUN-02 06-JUN-02	XTO ENERGY INC COM	3,300 000-	65,965 00	67,020 09-	1,055 09-
TOTAL EQUITY						
TRADED - SETTLED CURRENT PERIOD U S DOLLAR				15,837,290 42	12,000,544 10-	1,756,746.24
TRADED - PENDING SETTLEMENT U S DOLLAR				0 00	0 00	0.00
SETTLED - TRADED PRIOR PERIOD U S DOLLAR				0 00	0 00	
TOTAL SALES						
TRADED - SETTLED CURRENT PERIOD U S DOLLAR				26,019,750 28	24,263,012 04-	1,756,746 24
TRADED - PENDING SETTLEMENT U S DOLLAR				0 00	0 00	0 00
SETTLED - TRADED PRIOR PERIOD U S DOLLAR				0 00	0 00	

HSC F330200
 THE HIGHLAND STREET CONNECTION
 MPAM SMALL CAP EQUITY

TRANSACTION REPORT
 FOR THE PERIOD 01 JANUARY 2002 THROUGH 31 DECEMBER 2002

RUN DATE: 03-APR-03
 PAGE: 74
 M25701

TRAN CODE	EFFECTIVE/ CONTRACTUAL/ SETTLEMENT DATE	SECURITY DESCRIPTION (LOCAL CURR/SETTLE CURR)	SHARES PAR VALUE	TRADE DATE BASE AMOUNT	INVESTMENT BASE COST	REALIZED GAIN/LOSS IN BASE CURRENCY
CORPORATE ACTIONS						
U.S. DOLLAR						
SD	22-MAY-02	COOPER INDUSTRIES INC CL A RECEIVE SHARES FOR 216669101	60 000	0 00	3,600.46	3,600 46
SD	22-MAY-02	COOPER INDUSTRIES INC CL A RECEIVE SHARES FOR 216669101	620 000	0 00	28,792.99	28,792 99
SD	22-MAY-02	COOPER INDUSTRIES INC CL A RECEIVE SHARES FOR 216669101	800 000	0 00	55,235 12	55,235.12
MM	01-MAY-02	NOBLE CORP MERGER EFFECTIVE: 01-MAY-02 FROM NOBLE DRILLING CORP	2,300 000	0.00	55,941 13	
SS	31-MAY-02	RENAISSANCE HOLDINGS LTD STOCK SPLIT 500X EX 31MAY, PAY 30MAY, REC 16MAY	1,400 000	0 00	0 00	
ES	25-FEB-02	AFFILIATED COMPUTER SVCS INC CL A STOCK SPLIT 200X EX 25FEB, PAY 22FEB, REC 15FEB	1,100 000	0 00	0 00	

HSC F330200
THE HIGHLAND STREET CONNECTION
MPAM SMALL CAP EQUITY

TRANSACTION REPORT
FOR THE PERIOD 01 JANUARY 2002 THROUGH 31 DECEMBER 2002

RUN DATE: 03-APR-0
PAGE: 7
M25701

TRAN CODE	EFFECTIVE/ CONTRACTUAL/ SETTLEMENT DATE	SECURITY DESCRIPTION (LOCAL CURR/SETTLE CURR)	SHARES PAR VALUE	TRADE DATE BASE AMOUNT	INVESTMENT BASE COST	REALIZED GAIN/LOSS IN BASE CURRENCY
DD	25-APR-02	10 000 ASSOCIATED BANC CORP COM STOCK DIVIDEND		0 00	0 00	
SS	19-APR-02	700 000 AUTODESK INC COM STOCK SPLIT 200X EX 19APR, PAY 18APR, REC 04APR		0 00	0 00	
SS	22-JAN-02	1,050 000 CHICOS FAS INCCOM STOCK SPLIT 150X EX .2JAN, PAY 10JAN, REC 31DEC		0 00	0 00	
SS	14-MAY-02	1,500 000 CON.TELLATION BRANDS INC CL A STOCK SPLIT 200X EX 14MAY, PAY 13MAY, REC 30APR		0 00	0 00	
SW	22-MAY-02	1,500 000- COOPER INDS INC COM DELIVER SHARES FOR 024102100		0 00	67,620 57-	67,620 57-
SS	10-APR-02	750 000 D R HORTON INC STOCK SPLIT 150X EX 10APR, PAY 09APR, REC 26MAR		0 00	0 00	
SS	02-MAY-02	850 000 DAFDEN RESTAURANTS INC STOCK SPLIT 150X EX 02MAY, PAY 01MAY, REC 10APR		0 00	0 00	

HSC F330200
THE HIGHLAND STREET CONNECTION
MPAM SMALL CAP EQUITY

TRANSACTION REPORT
FOR THE PERIOD 01 JANUARY 2002 THROUGH 31 DECEMBER 2002

RUN DATE: 03-APR-0
PAGE: 7
M25701

TRAN CODE	EFFECTIVE/ CONTRACTUAL/ SETTLEMENT DATE	SECURITY DESCRIPTION (LOCAL CURR/SETTLE CURR)	SHARES PAR VALUE	TRADE DATE BASE AMOUNT	INVESTMENT BASE COST	REALIZED GAIN/LOSS IN BASE CURRENCY
SS	24-APR-02	1,300 000 MEAN FOODS CO COM NEW STOCK SPLIT 200X EX 24APR, PAY 23APR, REC 08APR		0 00	0 00	
CD	03-JAN-02	DIME BANCORP INC NEW COM DUE TO MERGER ST EL 959322105		0,549 73	0.00	0,549 73
SW	03-JAN-02	2,100 000- DIME BANCORP INC NEW COM DELIVER SHARES FOR 959322105		0 00	63,920 30-	63,920 30-
SS	02-APR-02	1,500 000 JACOBS ENGR GROUP INC COM STOCK SPLIT 200X EX 02APR, PAY 01APR, REC 01MAR		0 00	0.00	
SS	21-MAY-02	900 000 L-3 COMMUNICATIONS HLDOS INC COM STOCK SPLIT 200X EX 21MAY, PAY 20MAY, REC 06MAY		0 00	0 00	
SS	13-MAY-02	1,300 000 LABORATORY CORP AMER HLDOS COM NEW STOCK SPLIT 200X EX 13MAY, PAY 10MAY, REC 03MAY		0 00	0.00	
SS	17-JAN-02	1,200 000 LIZ CLAIBORNE INC COM STOCK SPLIT 200X EX 17JAN, PAY 16JAN, REC 31DEC		0 00	0 00	

HSC F330200
THE HIGHLAND STREET CONNECTION
MPAM SMALL CAP EQUITY

TRANSACTION REPORT
FOR THE PERIOD 01 JANUARY 2002 THROUGH 31 DECEMBER 2002

RUN DATE: 03-APR-03
PAGE: 77
M25701

TRAN CODE	EFFECTIVE/ CONTRACTUAL/ SETTLEMENT DATE	SECURITY DESCRIPTION (LOCAL CURR/SETTLE CURR)	SHARES PAR VALUE	TRADE DATE BASE AMOUNT	INVESTMENT BASE COST	REALIZED GAIN/LOSS IN BASE CURRENCY
SS	09-APR-02	1,300 000 MCCORPICK & CO NON VOTING STOCK SPLIT 200X EX 09/APR, PAY 08APR, REC 25MAR		0 00	0 00	
SS	09-MAY-02	1,525 000 MICROCHIP TECHNOLOGY INC COM STOCK SPLIT 150X EX 09/MAY, PAY 08MAY, REC 22APR		0 00	0 00	
MW	13-MAY-02	1,300 000- NOBLE AFFILIATES INC MERGER EFFECTIVE: 13-MAY-02 TO NOBLE ENERGY INC		0 00	64,474 59-	
MW	01-MAY-02	2,500 000- NOBLE DRILLING CORP COM NON CUSIP 045422100 MERGER EFFECTIVE: 01-MAY-02 TO NOBLE CORP		0 00	55,941 13-	
MW	13-MAY-02	1,300 000 NOBLE ENERGY INC COM MERGER EFFECTIVE: 13-MAY-02 FROM NOBLE AFFILIATES INC		0 00	64,474 59	
SS	01-FEB-02	1,000 000 SYMAITEC CORP COM STOCK SPLIT 200X EX 0 FEB, PAY 31JAN, REC 17JAN		0 00	0 00	
SH	02-JAN-02	1,200 000- ULTRAMAR DIAMOND SHARROCK CORP COM DELIVER SHARES FOR 91915V100		0 00	31,457 17-	31,457 17-

HSC F330200
THE HIGHLAND STREET CONNECTION
MPAM SMALL CAP EQUITY

TRANSACTION REPORT
FOR THE PERIOD 01 JANUARY 2002 THROUGH 31 DECEMBER 2002

RUN DATE: 03-APR-03
PAGE: 78
M25701

TRAN CODE	EFFECTIVE/ CONTRACTUAL/ SETTLEMENT DATE	SECURITY DESCRIPTION (LOCAL CURR/SETTLE CURR)	SHARES PAR VALUE	TRADE DATE BASE AMOUNT	INVESTMENT BASE COST	REALIZED GAIN/LOSS IN BASE CURRENCY
CD	10-JAN-02	ULTRAMAR DIAMOND SHARROCK CORP COM RECD FROM CASH STK MERGER		19,504 00	0 00	19,504 00
SD	02-JAN-02	277 941 VALERO ENERGY CORP COM NEW COM RECEIVE SHARES FOR 904000106		0 00	7,055 50	7,055 50
SD	02-JAN-02	277 941 VALERO ENERGY CORP COM NEW COM RECEIVE SHARES FOR 904000106		0 00	7,761 75	7,761 75
SD	02-JAN-02	210 509 VALERO ENERGY CORP COM NEW COM RECEIVE SHARES FOR 904000106		0 00	5,092 97	5,092 97
SD	02-JAN-02	345 573 VALERO ENERGY CORP COM NEW COM RECEIVE SHARES FOR 904000106		0 00	9,926 95	9,926 95
DD	06-FEB-02	170 000 WASHINGTON FEDERAL INC STOCK DIVIDEND 110X E 06FEB, PAY 22FEB, REC 06FEB		0 00	0 00	
SD	03-JAN-02	307 251 WASHINGTON MUTUAL INC COM RECEIVE SHARES FOR 25429Q102		0 00	11,607 02	11,607 02



Boston Safe Deposit and Trust Company

The Highland Street Connection

2002 form 990 P/f

04-3048291

HSC F330200
THE HIGHLAND STREET CONNECTION
MPAM SMALL CAP EQUITY

TRANSACTION REPORT
FOR THE PERIOD 01 JANUARY 2002 THROUGH 31 DECEMBER 2002

RUN DATE: 03-APR-01
PAGE: 1
M25701

TRAN CODE	EFFECTIVE/ CONTRACTUAL/ SETTLEMENT DATE	SECURITY DESCRIPTION (LOCAL CURR/SETTLE CURR)	SHARES PAR VALUE	TRADE DATE BASE AMOUNT	INVESTMENT BASE COST	REALIZED GAIN/LOSS IN BASE CURRENCY
SD	03-JAN-02	853 894 WASHINGTON MUTUAL INC COM RECIIVE SHARES FOR 25429Q102		0.00	25,838.10	25,838.10
SD	03-JAN-02	865 945 WASHINGTON MUTUAL INC COM RECIIVE SHARES FOR 25429Q102		0.00	26,478.18	26,478.18
TOTAL CORPORATE ACTIONS U S DOLLAR				28,133.73	0.00	28,133.73

HSC F330200
THE HIGHLAND STREET CONNECTION
MPAM SMALL CAP EQUITY

TRANSACTION REPORT
FOR THE PERIOD 01 JANUARY 2002 THROUGH 31 DECEMBER 2002

RUN DATE: 03-APR-01
PAGE: 8
M25701

TRAN CODE	EFFECTIVE/ CONTRACTUAL/ SETTLEMENT DATE	SECURITY DESCRIPTION (LOCAL CURR/SETTLE CURR)	SHARES PAR VALUE	TRADE DATE BASE AMOUNT	INVESTMENT BASE COST	REALIZED GAIN/LOSS IN BASE CURRENCY
<u>TOTAL ACTIVITY OF U.S. DOLLAR</u>				79,973.99-	9,121,475.60-	1,704,079.97
<u>GRAND TOTAL ACTIVITY (BASE VALUE)</u>				79,973.99-	9,121,475.60-	1,704,079.97

HSC F330300
THE HIGHLAND STREET CONNECTION
GOLDMAN SACHS & COMPANY

TRANSACTION REPORT
FOR THE PERIOD 01 JANUARY 2002 THROUGH 31 DECEMBER 2002

RUN DATE: 03-APR-03
PAGE: 29
M25701

TRAN CODE	EFFECTIVE/ CONTRACTUAL/ SETTLEMENT DATE	SECURITY DESCRIPTION (LOCAL CURR/SETTLE CURR)	SHARES PAR VALUE	TRADE DATE BASE AMOUNT	INVESTMENT BASE COST	REALIZED GAIN/LOSS IN BASE CURRENCY
S	18-JUL-02 18-JUL-02	HSC CLIENT CASH INVESTMENT TR	119,116 000-	119,116 00	119,116 00-	
S	15-JUL-02 15-JUL-02	HSC CLIENT CASH INVESTMENT TR	362,712 950-	362,712 95	362,712 95-	
S	16-JUL-02 16-JUL-02	HSC CLIENT CASH INVESTMENT TR	390,551 610-	390,551 61	390,551 61-	
S	19-JUL-02 19-JUL-02	HSC CLIENT CASH INVESTMENT TR	119,368 750-	119,368 75	119,368 75-	
S	31-JUL-02 31-JUL-02	HSC CLIENT CASH INVESTMENT TR	30,014 710-	30,014 71	30,014 71-	
S	06-AUG-02 06-AUG-02	HSC CLIENT CASH INVESTMENT TR	119,045 000-	119,045 00	119,045 00-	
S	01-OCT-02 01-OCT-02	HSC CLIENT CASH INVESTMENT TR	62,656 100-	62,656 10	62,656 10-	
S	08-OCT-02 08-OCT-02	HSC CLIENT CASH INVESTMENT TR	37,111 040-	37,111 04	37,111 04-	
S	13-NOV-02 13-NOV-02	HSC CLIENT CASH INVESTMENT TR	223,470 000-	223,470 00	223,470 00-	
S	13-DEC-02 13-DEC-02	HSC CLIENT CASH INVESTMENT TR	500,000 000-	500,000 00	500,000 00-	

HSC F330300
THE HIGHLAND STREET CONNECTION
GOLDMAN SACHS & COMPANY

TRANSACTION REPORT
FOR THE PERIOD 01 JANUARY 2002 THROUGH 31 DECEMBER 2002

RUN DATE: 03-APR-03
PAGE: 31
M25701

TRAN CODE	EFFECTIVE/ CONTRACTUAL/ SETTLEMENT DATE	SECURITY DESCRIPTION (LOCAL CURR/SETTLE CURR)	SHARES PAR VALUE	TRADE DATE BASE AMOUNT	INVESTMENT BASE COST	REALIZED GAIN/LOSS IN BASE CURRENCY
TOTAL						
CASH & CASH EQUIVALENTS						
		TRADED - SETTLED CURRENT PERIOD U S DOLLAR		7,433,700 96	7,433,700 96-	0 00
		TRADED - PENDING SETTLEMENT U S DOLLAR		0 00	0 00	0 00
		SETTLED - TRADED PRIOR PERIOD U S DOLLAR		0 00	0 00	
FIXED INCOME SECURITIES						
U.S. DOLLAR						
S	26-MAR-02 27-MAR-02 26-MAR-02	FEDERAL HOME LN BK CONS BDS 7 250K 05/13/2005 DD 05/05/00 PAYMENT PERIOD 15-NOV-01 TO 26-MAR-02	1,000,000 000-	1,073,290 00	1,049,259 65-	24,030 37
EQUITY						
U.S. DOLLAR						
S	28-JUN-02 25-JUN-02	ANDOCs LTD COM	0,000 000-	117,676 43	479,020.70-	362,342 27-
S	27-JUN-02 02-JUL-02	AOL TIME WARNER INC COM	15,000 000-	192,094 14	465,433.00-	272,730.06-
S	24-JUL-02 27-JUL-02	AT&T CORP COM	15,000 000-	140,070 40	240,357 30-	99,486 90-



Mellon TrustSM
Boston Safe Deposit and Trust Company

The Highland Street Connection
2002 form 990 P/f 04-3048208

HSC F330300
THE HIGHLAND STREET CONNECTION
GOLDMAN SACHS & COMPANY

TRANSACTION REPORT
FOR THE PERIOD 01 JANUARY 2002 THROUGH 31 DECEMBER 2002

RUN DATE: 03-APR-03
PAGE: 31
M25701

TRAN CODE	EFFECTIVE/ CONTRACTUAL/ SETTLEMENT DATE	SECURITY DESCRIPTION (LOCAL CURR/SETTLE CURR)	SHARES PAR VALUE	TRADE DATE BASE AMOUNT	INVESTMENT BASE COST	REALIZED GAIN/LOSS IN BASE CURRENCY
S	30-JAN-02 31-JAN-02	ABBOT LABS COM	3,000 000-	169,122 45	112,312.50-	56,809.95
S	30-APR-02 03-MAY-02	ALLEGHENY ENERGY INC COM	3,330 000-	139,100 55	127,355 05-	11,752 70
S	02-MAY-02 07-MAY-02	ALLEGHENY ENERGY INC COM	6,670 000-	275,295 93	255,094.15-	20,201 78
S	10-JUL-02 15-JUL-02	AMGEN INC	7,500 000-	252,179 08	421,904 00-	169,724 12-
S	08-MAR-02 13-MAR-02	ANALOG DEVICES INC COM	4,000 000-	109,497 15	170,141 60-	11,335 55
S	24-JUN-02 27-JUN-02	DEA SYS INC COM	15,000 000-	135,112 09	236,709.00-	101,676 11-
S	18-JUL-02 15-JUL-02	BROCADE COMMN SYS INC COM	5,000 000-	66,422 57	146,325 00-	39,902 63-
S	17-JUL-02 22-JUL-02	BROCADE COMMN SYS INC COM	3,330 000-	66,047 72	75,852 03-	9,005 11-
S	26-JUL-02 31-JUL-02	BROCADE COMMN SYS INC COM	6,670 000-	109,305 35	132,390 17-	23,012.02-
S	06-MAR-02 11-MAR-02	CABLEVISION NY GRP CL A COM STK	15,000 000-	544,427 30	771,057 96-	226,630.60-
S	23-DEC-02 27-DEC-02	CHARTER COMMUNICATIONS INC DEL CL A	22,500 000-	25,262 23	460,701 25-	435,519 02-

HSC F330300
THE HIGHLAND STREET CONNECTION
GOLDMAN SACHS & COMPANY

TRANSACTION REPORT
FOR THE PERIOD 01 JANUARY 2002 THROUGH 31 DECEMBER 2002

RUN DATE: 03-APR-03
PAGE: 32
M25701

TRAN CODE	EFFECTIVE/ CONTRACTUAL/ SETTLEMENT DATE	SECURITY DESCRIPTION (LOCAL CURR/SETTLE CURR)	SHARES PAR VALUE	TRADE DATE BASE AMOUNT	INVESTMENT BASE COST	REALIZED GAIN/LOSS IN BASE CURRENCY
S	27-JUN-02 02-JUL-02	CHEVRONTXACO CORP COM	2,000 000-	172,429 00	160,450.00-	3,979 00
S	12-APR-02 17-APR-02	CITIGROUP INC COM	3,003 000-	140,971 57	153,993.00-	18,021 43-
S	26-JUN-02 01-JUL-02	COCA COLA CO COM	3,000 000-	163,366 07	145,334.10-	18,031 97
S	26-JUN-02 01-JUL-02	COCA COLA CO COM	3,000 000-	164,320 04	145,834 10-	16,905.94
S	24-JUN-02 27-JUN-02	CORNING INC COM	15,000 000-	53,240.30	331,901.25-	270,732 07-
S	27-FEB-02 04-MAR-02	EMC CORP MASS	5,000 000-	55,072 65	01,045.00-	25,972.05-
S	05-MAR-02 08-MAR-02	EMC CORP MASS	5,000 000-	57,175 09	01,045.00-	24,669 91-
S	15-MAR-02 20-MAR-02	EMC CORP MASS	10,000 000-	118,494 05	143,690 00-	50,195.15-
S	26-FEB-02 01-MAR-02	EMERSON ELEC CO COM	2,091 000-	122,097 51	117,224 10-	5,673 33
S	21-MAY-02 24-MAY-02	FREDDIE MAC CORP COM	1,750 000-	113,713 50	100,010 75-	5,694 75
S	26-JUL-02 31-JUL-02	INTEL CORP	0,000 000-	130,113 41	297,006 25-	150,892 04-

HSC F350300
 THE HIGHLAND STREET CONNECTION
 GOLDMAN SACHS & COMPANY

TRANSACTION REPORT
 FOR THE PERIOD 01 JANUARY 2002 THROUGH 31 DECEMBER 2002

RUN DATE: 03-APR-0
 PAGE: 3
 M25701

TRAN CODE	EFFECTIVE/ CONTRACTUAL/ SETTLEMENT DATE	SECURITY DESCRIPTION (LOCAL CURR/SETTLE CURR)	SHARES PAR VALUE	TRADE DATE BASE AMOUNT	INVESTMENT BASE COST	REALIZED GAIN/LOSS IN BASE CURRENCY
S	11-MAR-02 14-MAR-02	IBM CORP COM	4,000 000-	416,293 74	406,322 20-	9,971 54
S	12-APR-02 17-APR-02	KINDER MORGAN INC KANS COM	5,000 000-	246,567 55	189,704 00-	156,063 55
S	17-MAY-02 22-MAY-02	KINDER MORGAN INC KANS COM	2,500 000-	110,194 92	61,812 50-	48,382 42
S	17-MAY-02 22-MAY-02	KINDER MORGAN INC KANS COM	2,500 000-	109,757 60	61,812 50-	47,945.10
S	26-JUN-02 01-JUL-02	KINDER MORGAN INC KANS COM	5,000 000-	195,719 00	123,625 00-	72,094 00
S	24-JUN-02 27-JUN-02	LS LOGIC CORP COM	10,000 000-	80,297 56	230,725 00-	150,427 44-
S	30-JAN-02 04-FEB-02	ESTEE LAUDER COS INC CL A	6,000 000-	200,076 97	229,050 00-	20,173 03-
S	11-APR-02 16-APR-02	ESTEE LAUDER COS INC CL A	2,000 000-	76,707 60	76,350 00-	357 60
S	20-JUN-02 25-JUN-02	ESTEE LAUDER COS INC CL A	3,000 000-	113,577 46	100,950 00-	12,627 46
S	11-MAR-02 14-MAR-02	MENA CORP COM	4,000 000-	155,452 06	94,500.00-	60,952.06
S	12-APR-02 17-APR-02	MIINA CORP COM	5,000 000-	186,069 35	128,437 50-	50,431 05

HSC F350300
 THE HIGHLAND STREET CONNECTION
 GOLDMAN SACHS & COMPANY

TRANSACTION REPORT
 FOR THE PERIOD 01 JANUARY 2002 THROUGH 31 DECEMBER 2002

RUN DATE: 03-APR-0
 PAGE: 3
 M25701

TRAN CODE	EFFECTIVE/ CONTRACTUAL/ SETTLEMENT DATE	SECURITY DESCRIPTION (LOCAL CURR/SETTLE CURR)	SHARES PAR VALUE	TRADE DATE BASE AMOUNT	INVESTMENT BASE COST	REALIZED GAIN/LOSS IN BASE CURRENCY
S	11-FEB-02 14-FEB-02	METLIFE INC COM	7,500.000-	220,746 42	240,862 50-	27,616.00-
S	21-JUN-02 24-JUN-02	METLIFE INC COM	7,500 000-	219,030 07	234,432 50-	15,401.63-
S	25-JAN-02 30-JAN-02	MONSANTO CO NEW COM	6,200 000-	260,348 33	261,703 00-	6,645 33
S	25-JAN-02 30-JAN-02	MONSANTO CO NEW COM	1,000.000-	59,174.10	57,447.00-	1,727.10
S	12-APR-02 17-APR-02	NOKIA CORP SPON ADR COM	2,500 000-	46,711 00	100,930 50-	62,227 42-
S	17-APR-02 22-APR-02	NOKIA CORP SPON ADR COM	3,000 000-	60,523 16	130,726.20-	70,203.04-
S	24-JUN-02 27-JUN-02	NOKIA CORP SPON ADR COM	4,000 000-	47,690 55	153,905 60-	106,207 05-
S	10-JUL-02 15-JUL-02	NOKIA CORP SPON ADR COM	3,000 000-	41,003 75	105,490 00-	64,406.25-
S	26-JUL-02 31-JUL-02	NOKIA CORP SPON ADR COM	20,000 000-	218,601 36	452,844.75-	235,663 89-
FC	31-DEC-01 04-JAN-02	NUANCE COMMUNICATIONS	200 000-	1,795 97	0 00	
S	15-MAR-02 20-MAR-02	ORACLE CORPORATION COM	15,000 000-	192,147 09	256,125.00-	63,977 91-

HSC F330500
 THE HIGHLAND STREET CONNECTION
 GOLDMAN SACHS & COMPANY

TRANSACTION REPORT
 FOR THE PERIOD 01 JANUARY 2002 THROUGH 31 DECEMBER 2002

TRAN CODE	EFFECTIVE/ CONTRACTUAL/ SETTLEMENT DATE	SECURITY DESCRIPTION (LOCAL CURR/SETTLE CURR)	SHARES PAR VALUE	TRADE DATE BASE AMOUNT	INVESTMENT BASE COST	REALIZED GAIN/LOSS IN BASE CURRENCY
S	15-MAR-02 20-MAR-02	ORACLE CORPORATION COM	15,000 000-	109,447 13	230,017 00-	40,569 87-
S	10-MAY-02 15-MAY-02	RELIANT RES INC COM	5,000 000-	51,598 19	150,000 00-	90,401 81-
S	10-MAY-02 15-MAY-02	RELIANT RES INC COM	5,500 000-	66,107 99	134,033 70-	67,925 71-
S	20-DEC-02 26-DEC-02	SAFEMAY INC NEW COM	21,000 000-	494,451 03	674,424 80-	179,975 47-
S	20-JUN-02 25-JUN-02	STORAGE NETWORKS INC GC COM	400 000-	586 06	10,000 00-	10,213 94-
S	20-JUN-02 25-JUN-02	SUN MICROSYSTEMS INC COM	35,000 000-	202,580 85	457,379 00-	254,790 15-
S	04-JUN-02 07-JUN-02	TAIWAN SEMICONDUCTOR MFG CO LTD SPONSORED ADR	10,000 000-	149,245 46	197,750 00-	40,504 54-
S	05-MAR-02 08-MAR-02	TEXAS INSTRS INC COM	8,000 000-	270,321 53	237,140 10-	33,173 43
S	15-MAY-02 20-MAY-02	TEXAS INSTRS INC COM	0,000 000-	253,992 32	210,000 00-	35,192 32
S	03-SEP-02 03-SEP-02	TRAVELERS PPTY CAS CORP NEW CL A	006-	1 37	1 90-	61-
S	27-SEP-02 02-OCT-02	TRAVELERS PPTY CAS CORP NEW CL A	864 000-	11,184 14	14,730 95-	3,534 01-

HSC F330500
 THE HIGHLAND STREET CONNECTION
 GOLDMAN SACHS & COMPANY

TRANSACTION REPORT
 FOR THE PERIOD 01 JANUARY 2002 THROUGH 31 DECEMBER 2002

TRAN CODE	EFFECTIVE/ CONTRACTUAL/ SETTLEMENT DATE	SECURITY DESCRIPTION (LOCAL CURR/SETTLE CURR)	SHARES PAR VALUE	TRADE DATE BASE AMOUNT	INVESTMENT BASE COST	REALIZED GAIN/LOSS IN BASE CURRENCY
S	03-SEP-02 03-SEP-02	TRAVELERS PROPERTY CASUALTY CORP COM	312-	5 86	7 00-	2 44-
S	00-JAN-02 04-FEB-02	TYCO INTL LTD NEW COM	5,000 000-	140,072.76	243,453 00-	93,000 24-
S	04-FEB-02 07-FEB-02	TYCO INTL LTD NEW COM	3,000 000-	87,520 60	154,007 00-	67,364.12-
S	07-JUN-02 12-JUN-02	TYCO INTL LTD NEW COM	2,000 000-	20,199 30	115,018.20-	94,018.02-
S	20-JUN-02 25-JUN-02	TYCO INTL LTD NEW COM	2,000 000-	31,732 05	115,018.20-	83,201.17-
S	26-JUL-02 31-JUL-02	UNICAL CORP COM	12,500 000-	375,238 67	462,218.04-	86,975.17-
S	12-JUN-02 17-JUN-02	VIACOM INC CL B COM	4,000 000-	102,309 69	201,426.00-	19,116.81-
S	26-JUN-02 01-JUL-02	VIACOM INC CL B COM	4,000 000-	176,734 66	201,426 00-	24,691 34-
S	11-APR-02 16-APR-02	VODAFONE GRP PLC NEW SPONS ADR	6,600 000-	102,452 65	109,607 30-	87,234 65-
S	20-JUN-02 25-JUN-02	VODAFONE GRP PLC NEW SPONS ADR	13,400 000-	177,607 99	305,122 70-	207,434 71-
S	02-AUG-02 07-AUG-02	WALGREEN CO	5,000 000-	167,697 43	164,900 50-	2,716 93

HSC F330308
THE HIGHLAND STREET CONNECTION
GOLDMAN SACHS & COMPANY

TRANSACTION REPORT
FOR THE PERIOD 01 JANUARY 2002 THROUGH 31 DECEMBER 2002

RUN DATE: 03-APR-03
PAGE: 57
M25781

TRAN CODE	EFFECTIVE/ CONTRACTUAL/ SETTLEMENT DATE	SECURITY DESCRIPTION (LOCAL CURR/SETTLE CURR)	SHARES PAR VALUE	TRADE DATE BASE AMOUNT	INVESTMENT BASE COST	REALIZED GAIN/LOSS IN BASE CURRENCY
8	21-AUG-02 26-AUG-02	WALGREEN CO	5,000 000-	102,031 97	164,900.50-	17,051 47
8	04-FEB-02 07-FEB-02	WILLIAMS COMMUNICATIONS GROUP	8,655 000-	8,656 22	30,765 91-	22,109 69-
8	12-MAR-02 15-MAR-02	WORLD COM INC-WORLDCOM GROUP	15,000 000-	113,205 77	661,936 69-	548,780 92-
8	09-MAY-02 14-MAY-02	WORLD COM INC-WORLDCOM GROUP	15,000 000-	30,149 08	255,024 07-	225,674 99-
8	23-MAY-02 29-MAY-02	WORLD COM INC-MCI GROUP COM	1,200 000-	3,563 89	37,671 74-	34,107 85-
TOTAL EQUITY						
TRADED - SETTLED CURRENT PERIOD U S DOLLAR				10,520,042 60	15,264,020 27-	4,744,777 67-
TRADED - PENDING SETTLEMENT U S DOLLAR				0 00	0 00	0 00
SETTLED - TRADED PRIOR PERIOD U S DOLLAR				1,795 97	0 00	

HSC F330308
THE HIGHLAND STREET CONNECTION
GOLDMAN SACHS & COMPANY

TRANSACTION REPORT
FOR THE PERIOD 01 JANUARY 2002 THROUGH 31 DECEMBER 2002

RUN DATE: 03-APR-03
PAGE: 58
M25781

TRAN CODE	EFFECTIVE/ CONTRACTUAL/ SETTLEMENT DATE	SECURITY DESCRIPTION (LOCAL CURR/SETTLE CURR)	SHARES PAR VALUE	TRADE DATE BASE AMOUNT	INVESTMENT BASE COST	REALIZED GAIN/LOSS IN BASE CURRENCY
TOTAL SALES						
TRADED - SETTLED CURRENT PERIOD U S DOLLAR				19,027,121 56	23,747,040 06-	4,720,747 90-
TRADED - PENDING SETTLEMENT U S DOLLAR				0 00	0 00	0 00
SETTLED - TRADED PRIOR PERIOD U S DOLLAR				1,795 97	0.00	

Under section 1504(e), two or more organizations exempt from taxation under section 501 - one or more of which is described in section 501 (c)(2) and the others of which derive income from such 501 (c)(2) organizations, shall be considered as includible corporations for the purpose of the application of subsection (a) to such organizations alone. As a result a 501 (c)(2) may file a consolidated income tax return with its tax-exempt parent.

This consolidated return contains the tax information for

The Highland Street Connection	04-3048298	parent	501(c)(3)
Real Estate Educational Facilities, Inc	04-3552218	subsidiar	501(c)(2)
Elephant House Foundation, Inc	41-2031284	subsidiar	501(c)(2)

Application for Extension of Time To File an Exempt Organization Return

▶ File a separate application for each return

- If you are filing for an **Automatic 3-Month Extension**, complete **only Part I** and check this box
- If you are filing for an **Additional (not automatic) 3-Month Extension**, complete **only Part II** (on page 2 of this form)

Note Do not complete Part II unless you have already been granted an automatic 3-month extension on a previously filed Form 8868

Part I Automatic 3-Month Extension of Time - Only submit original (no copies needed)

Note Form 990-T corporations requesting an automatic 6-month extension - check this box and complete Part I only
 All other corporations (including Form 990-C filers) must use Form 7004 to request an extension of time to file income tax returns. Partnerships, REMICs and trusts must use Form 8736 to request an extension of time to file Form 1065, 1066, or 1041

Type or print	Name of Exempt Organization THE HIGHLAND STREET CONNECTION C/O HERITAGE GROUP, LLC	Employer identification number 04-3048298
File by the due date for filing your return. See instructions	Number, street, and room or suite no. If a P O box, see instructions 463 WORCESTER ROAD	
	City, town or post office, state, and ZIP code. For a foreign address, see instructions FRAMINGHAM, MA 01701	

Check type of return to be filed (file a separate application for each return)

- | | | |
|---|--|------------------------------------|
| <input type="checkbox"/> Form 990 | <input type="checkbox"/> Form 990-T (corporation) | <input type="checkbox"/> Form 4720 |
| <input type="checkbox"/> Form 990-BL | <input type="checkbox"/> Form 990-T (sec 401(a) or 408(a) trust) | <input type="checkbox"/> Form 5227 |
| <input type="checkbox"/> Form 990-EZ | <input type="checkbox"/> Form 990-T (trust other than above) | <input type="checkbox"/> Form 6069 |
| <input checked="" type="checkbox"/> Form 990-PF | <input type="checkbox"/> Form 1041 A | <input type="checkbox"/> Form 8870 |

- If the organization does not have an office or place of business in the United States, check this box
- If this is for a **Group Return**, enter the organization's four digit Group Exemption Number (GEN) _____ If this is for the **whole group**, check this box . If it is for **part of the group**, check this box and attach a list with the names and EINs of all members the extension will cover

1 I request an automatic 3 month (6-month, for 990-T corporation) extension of time until **AUGUST 15, 2003** to file the exempt organization return for the organization named above. The extension is for the organization's return for calendar year **2002** or tax year beginning _____, and ending _____

2 If this tax year is for less than 12 months, check reason Initial return Final return Change in accounting period

3a If this application is for Form 990-BL, 990-PF, 990-T, 4720, or 6069, enter the tentative tax, less any nonrefundable credits. See instructions \$ 166,815.

b If this application is for Form 990-PF or 990-T, enter any refundable credits and estimated tax payments made. Include any prior year overpayment allowed as a credit \$ 166,815.

c **Balance Due.** Subtract line 3b from line 3a. Include your payment with this form, or, if required, deposit with FTD coupon or, if required, by using EFTPS (Electronic Federal Tax Payment System). See instructions \$ 0.

Signature and Verification

Under penalties of perjury, I declare that I have examined this form, including accompanying schedules and statements, and to the best of my knowledge and belief, it is true, correct and complete, and that I am authorized to prepare this form.

Signature _____ Title _____ Date _____
 LHA For Paperwork Reduction Act Notice, see instruction Form 8868 (12-2000)

** includes subsidiaries

Real Estate Educational Facilities, Inc
 EIN 04-3552218

Elephant House Foundation, Inc
 EIN 41-2031284

- If you are filing for an **Additional (not automatic) 3-Month Extension**, complete only **Part II** and check this box **Note Only complete Part II if you have already been granted an automatic 3-month extension on a previously filed Form 8868.**
- If you are filing for an **Automatic 3-Month Extension**, complete only **Part I** (on page 1)

ENVELOPE POSTMARK DATE AUG 07 2003

Part II Additional (not automatic) 3-Month Extension of Time — Must File Original and One Copy.

Type or print File by the extended due date for filing the return See instructions	Name of Exempt Organization THE HIGHLAND STREET CONNECTION	Employer identification number 04-3048298
	Number street, and room or suite no. If a PO box, see instructions 463 WORCESTER ROAD	For IRS use only
	City, town or post office, state, and ZIP code For a foreign address, see instructions FRAMINGHAM, MA 01701	

Check type of return to be filed (File a separate application for each return)

Form 990 Form 990-EZ Form 990-T (sec 401(a) or 408(a) trust) Form 1041-A Form 5227 Form 8870
 Form 990-BL Form 990-PF Form 990-T (trust other than above) Form 4720 Form 6069

STOP Do not complete Part II if you were not already granted an automatic 3-month extension on a previously filed Form 8868

- If the organization does not have an office or place of business in the United States, check this box
- If this is for a **Group Return**, enter the organization's four digit Group Exemption Number (GEN) _____ If this is for the whole group, check this box If it is for part of the group, check this box and attach a list with the names and EINs of all members the extension is for

4 I request an additional 3-month extension of time until NOVEMBER 15, 2003

5 For calendar year 2002, or other tax year beginning _____, 20____ and ending _____, 20____

6 If this tax year is for less than 12 months, check reason Initial return Final return Change in accounting period

7 State in detail why you need the extension UNABLE TO OBTAIN INFORMATION NEEDED TO FILE AN ACCURATE RETURN.

8a If this application is for Form 990-BL, 990-PF, 990-T, 4720, or 6069, enter the tentative tax less any nonrefundable credits See instructions \$ 0

b If this application is for Form 990-PF, 990-T, 4720, or 6069, enter any refundable credits and estimated tax payments made Include any prior year overpayment allowed as a credit and any amount paid previously with Form 8868 \$ _____

c **Balance Due** Subtract line 8b from line 8a Include your payment with this form, or, if required, deposit with FTD coupon or, if required, by using EFTPS (Electronic Federal Tax Payment System) See instructions \$ 0.00

Signature and Verification

Under penalties of perjury, I declare that I have examined this form, including accompanying schedules and statements and to the best of my knowledge and belief it is true, correct, and complete and that I am authorized to prepare this form

Signature *Linda Weiskopf* Title _____ Date 8/7/03

Notice to Applicant — To Be Completed by the IRS

- We have approved this application Please attach this form to the organization's return
- We have not approved this application However, we have granted a 10-day grace period from the later of the organization's return (including any prior extensions) This grace period is considered to be a valid extension of made on a timely return Please attach this form to the organization's return
- We have not approved this application After considering the reasons stated in item 7, we cannot grant your request not granting a 10-day grace period
- We cannot consider this application because it was filed after the due date of the return for which an extension is requested
- Other _____

EXTENSION APPROVED

SEP 04 2003

LINDA WEISKOPF, FIELD DIRECTOR, SUBMISSION PROCESSING, OGDEN

Director _____ By _____ Date _____

Alternate Mailing Address — Enter the address if you want the copy of this application for an additional 3-month extension returned to an address different than the one entered above

Type or print	Name SAMET & COMPANY PC
	Number and street (include suite, room, or apt. no.) Or a PO box number 1330 BOYLSTON STREET
	City or town, province or state, and country (including postal or ZIP code) CHESTNUT HILL, MA 02467