

ENVELOPE POSTMARK DATE NOV 13 2009

OMB No 1545-0047  
**2008**  
Open to Public Inspection

Form **990**

# Return of Organization Exempt From Income Tax

Under section 501(c), 527, or 4947(a)(1) of the Internal Revenue Code (except black lung benefit trust or private foundation)

Department of the Treasury  
Internal Revenue Service

The organization may have to use a copy of this return to satisfy state reporting requirements

**A For the 2008 calendar year, or tax year beginning** , 2008, and ending , 20


<b>B</b> Check if applicable: <input checked="" type="checkbox"/> Address change <input checked="" type="checkbox"/> Name change <input type="checkbox"/> Initial return <input type="checkbox"/> Termination <input type="checkbox"/> Amended return <input type="checkbox"/> Application pending	Please use IRS label or print or type See Specific Instructions	<b>C Name of organization</b> MORGAN STANLEY SMITH BARNEY GLOBAL IM		<b>D Employer identification number</b> 52-7082731
		Doing Business As		<b>E Telephone number</b> (212) 783-2325
		Number and street (or P O box if mail is not delivered to street address) Room/suite MORGAN STANLEY SMITH BARNEY, C/O RAMONA SI		<b>G Gross receipts \$</b> 383,607,436
		City or town, state or country and ZIP + 4 PURCHASE, NY 10577		<b>H(a) Is this a group return for affiliates?</b> Yes <input type="checkbox"/> No <input checked="" type="checkbox"/> <b>H(b) Are all affiliates included?</b> Yes <input type="checkbox"/> No <input type="checkbox"/> <small>If "No," attach a list (see instructions)</small> <b>H(c) Group exemption number</b> ▶
<b>F Name and address of principal officer</b> LAURIE A. HESSLEIN 485 LEXINGTON AVE, 17TH FLOOR NEW YORK, NY 10017		<b>I Tax-exempt status</b> <input checked="" type="checkbox"/> 501(c) ( 3 ) ◀ (insert no) 4947(a)(1) or 527		
<b>J Website:</b> ▶ N/A				
<b>K Type of organization</b> <input checked="" type="checkbox"/> Corporation <input type="checkbox"/> Trust <input type="checkbox"/> Association <input type="checkbox"/> Other ▶		<b>L Year of formation</b> 2001		<b>M State of legal domicile</b> MD

## Part I Summary


Activities & Governance	1	Briefly describe the organization's mission or most significant activities <u>TO SUPPORT AND INCREASE PHILANTHROPY</u>	
	2	Check this box <input checked="" type="checkbox"/> if the organization discontinued its operations or disposed of more than 25% of its assets	
	3	Number of voting members of the governing body (Part VI, line 1a)	3 9
	4	Number of independent voting members of the governing body (Part VI, line 1b)	4 5
	5	Total number of employees (Part V, line 2a)	5 NONE
	6	Total number of volunteers (estimate if necessary)	6 9
	7a	Total gross unrelated business revenue from Part VIII, line 12, column (C)	7a
	7b	Net unrelated business taxable income from Form 990-T, line 34	7b
Revenue	8	Contribution and grants (Part VIII, line 1h)	Prior Year: 133,270,132 Current Year: 63,610,867
	9	Program service revenue (Part VIII, line 2g)	NONE
	10	Investment income (Part VIII, column (A), lines 3, 4, and 7d)	20,485,645 -65,443,774
	11	Other revenue (Part VIII, column (A), lines 5, 6d, 8c, 9c, 10c, and 11e)	NONE
	12	Total revenue - add lines 8 through 11 (must equal Part VIII, column (A), line 12)	153,755,777 -1,832,907
	Expenses	13	Grants and similar amounts paid (Part IX, column (A), lines 1-3)
14		Benefits paid to or for members (Part IX, column (A), line 4)	NONE
15		Salaries, other compensation, employee benefits (Part IX, column (A), lines 5-10)	NONE
16a		Professional fundraising fees (Part IX, column (A), line 11e)	NONE
16b		Total fundraising expenses, Part IX, column (D), line 25	
17		Other expenses (Part IX, column (A), lines 11a-11d, 11f-24f)	4,373,583 5,277,305
18	Total expenses Add lines 13-17 (must equal Part IX, column (A), line 25)	36,279,815 76,314,593	
19	Revenue less expenses Subtract line 18 from line 12	117,475,962 -78,147,500	
Net Assets or Fund Balances	20	Total assets (Part X, line 16)	Beginning of Year: 333,146,987 End of Year: 240,480,221
	21	Total liabilities (Part X, line 26)	
	22	Net assets or fund balances Subtract line 21 from line 20	333,146,987 240,480,221

## Part II Signature Block

Under penalties of perjury, I declare that I have examined this return, including accompanying schedules and statements, and to the best of my knowledge and belief, it is true, correct, and complete. Declaration of preparer (other than officer) is based on all information of which preparer has any knowledge.

Sign Here  11/16/09  
Signature of officer

Laurie A. Hesslein, President  
Type or print name and title

Paid Preparer's signature 

Firm's name (or yours if self-employed), address, and ZIP + 4  
PRICEWATERHOUSECOOPERS I  
600 GRANT STREET PITTSBU

May the IRS discuss this return with the preparer shown above? (See instructions)

RECEIVED  
NOV 17 2009  
OGDEN, UT

For Privacy Act and Paperwork Reduction Act Notice, see the separate instructions.  
00149651338 11/13/2009 10:13:25 V08-8.

**Part III Statement of Program Service Accomplishments** (see instructions)

1 Briefly describe the organization's mission

TO SUPPORT AND INCREASE PHILANTHROPY

2 Did the organization undertake any significant program services during the year which were not listed on the prior Form 990 or 990-EZ?  Yes  No

If "Yes" describe these new services on Schedule O

3 Did the organization cease conducting, or make significant changes in how it conducts, any program services?  Yes  No

If "Yes," describe these changes on Schedule O

4 Describe the exempt purpose achievements for each of the organization's three largest program services by expenses Section 501(c)(3) and 501(c)(4) organizations and section 4947(a)(1) trusts are required to report the amount of grants and allocations to others, the total expenses, and revenue, if any, for each program service reported

4a (Code \_\_\_\_\_) (Expenses \$ 71,037,288. including grants of \$ 11,037,288.) (Revenue \$ \_\_\_\_\_)

TO SUPPORT AND INCREASE PHILANTHROPY

4b (Code \_\_\_\_\_) (Expenses \$ \_\_\_\_\_ including grants of \$ \_\_\_\_\_) (Revenue \$ \_\_\_\_\_)

4c (Code \_\_\_\_\_) (Expenses \$ \_\_\_\_\_ including grants of \$ \_\_\_\_\_) (Revenue \$ \_\_\_\_\_)

4d Other program services (Describe in Schedule O )  
(Expenses \$ \_\_\_\_\_ including grants of \$ \_\_\_\_\_) (Revenue \$ \_\_\_\_\_)

4e Total program service expenses ► \$ 71,037,288. (Must equal Part IX, Line 25, column (B))

**Part IV Checklist of Required Schedules**

	Yes	No
1 Is the organization described in section 501(c)(3) or 4947(a)(1) (other than a private foundation)? If "Yes," complete Schedule A	X	
2 Is the organization required to complete Schedule B, Schedule of Contributors?	X	
3 Did the organization engage in direct or indirect political campaign activities on behalf of or in opposition to candidates for public office? If "Yes," complete Schedule C, Part I		X
4 <b>Section 501(c)(3) organizations.</b> Did the organization engage in lobbying activities? If "Yes," complete Schedule C, Part II		X
5 <b>Sections 501(c)(4), 501(c)(5), and 501(c)(6) organizations.</b> Is the organization subject to the section 6033(e) notice and reporting requirement and proxy tax? If "Yes," complete Schedule C, Part III		
6 Did the organization maintain any donor advised funds or any accounts where donors have the right to provide advice on the distribution or investment of amounts in such funds or accounts? If "Yes," complete Schedule D, Part I	X	
7 Did the organization receive or hold a conservation easement, including easements to preserve open space, the environment, historic land areas, or historic structures? If "Yes," complete Schedule D, Part II		X
8 Did the organization maintain collections of works of art, historical treasures, or other similar assets? If "Yes," complete Schedule D, Part III		X
9 Did the organization report an amount in Part X, line 21, serve as a custodian for amounts not listed in Part X, or provide credit counseling, debt management, credit repair, or debt negotiation services? If "Yes," complete Schedule D, Part IV		X
10 Did the organization hold assets in term, permanent, or quasi-endowments? If "Yes," complete Schedule D, Part V		X
11 Did the organization report an amount in Part X, lines 10, 12, 13, 15, or 25? If "Yes," complete Schedule D, Parts VI, VII, VIII, IX, or X as applicable	X	
12 Did the organization receive an audited financial statement for the year for which it is completing this return that was prepared in accordance with GAAP? If "Yes," complete Schedule D, Parts XI, XII, and XIII	X	
13 Is the organization a school described in section 170(b)(1)(A)(ii)? If "Yes," complete Schedule E		X
14a Did the organization maintain an office, employees, or agents outside of the U S ?		X
b Did the organization have aggregate revenues or expenses of more than \$10,000 from grantmaking, fundraising, business, and program service activities outside the U S ? If "Yes," complete Schedule F, Part I		X
15 Did the organization report on Part IX, column (A), line 3, more than \$5,000 of grants or assistance to any organization or entity located outside the United States? If "Yes," complete Schedule F, Part II		X
16 Did the organization report on Part IX, column (A), line 3, more than \$5,000 of aggregate grants or assistance to individuals located outside the United States? If "Yes," complete Schedule F, Part III		X
17 Did the organization report more than \$15,000 on Part IX, column (A), line 11e? If "Yes," complete Schedule G, Part I		X
18 Did the organization report more than \$15,000 total on Part VIII, lines 1c and 8a? If "Yes," complete Schedule G, Part II		X
19 Did the organization report more than \$15,000 on Part VIII, line 9a? If "Yes," complete Schedule G, Part III		X
20 Did the organization operate one or more hospitals? If "Yes," complete Schedule H		X
21 Did the organization report more than \$5,000 on Part IX, column (A), line 1? If "Yes," complete Schedule I, Parts I and II	X	
22 Did the organization report more than \$5,000 on Part IX, column (A), line 2? If "Yes," complete Schedule I, Parts I and III		X
23 Did the organization answer "Yes" to Part VII, Section A, questions 3, 4, or 5? If "Yes," complete Schedule J		X
24a Did the organization have a tax-exempt bond issue with an outstanding principal amount of more than \$100,000 as of the last day of the year, that was issued after December 31, 2002? If "Yes," answer questions 24b-24d and complete Schedule K. If "No," go to question 25		X
b Did the organization invest any proceeds of tax-exempt bonds beyond a temporary period exception?		
c Did the organization maintain an escrow account other than a refunding escrow at any time during the year to defease any tax-exempt bonds?		
d Did the organization act as an "on behalf of" issuer for bonds outstanding at any time during the year?		
25a <b>Section 501(c)(3) and 501(c)(4) organizations.</b> Did the organization engage in an excess benefit transaction with a disqualified person during the year? If "Yes," complete Schedule L, Part I		X
b Did the organization become aware that it had engaged in an excess benefit transaction with a disqualified person from a prior year? If "Yes," complete Schedule L, Part I		X
26 Was a loan to or by a current or former officer, director, trustee, key employee, highly compensated employee, or disqualified person outstanding as of the end of the organization's tax year? If "Yes," complete Schedule L, Part II		X
27 Did the organization provide a grant or other assistance to an officer, director, trustee, key employee, or substantial contributor, or to a person related to such an individual? If "Yes," complete Schedule L, Part III		X

**Part IV Checklist of Required Schedules (continued)**

		Yes	No
28	During the tax year, did any person who is a current or former officer, director, trustee, or key employee		
a	Have a direct business relationship with the organization (other than as an officer, director, trustee, or employee), or an indirect business relationship through ownership of more than 35% in another entity (individually or collectively with other person(s) listed in Part VII, Section A)? <i>If "Yes," complete Schedule L, Part IV</i> . . . . .		X
28 a			X
b	Have a family member who had a direct or indirect business relationship with the organization? <i>If "Yes," complete Schedule L, Part IV</i> . . . . .		X
28 b			X
c	Serve as an officer, director, trustee, key employee, partner, or member of an entity (or a shareholder of a professional corporation) doing business with the organization? <i>If "Yes," complete Schedule L, Part IV</i> . . . . .		X
28 c			X
29	Did the organization receive more than \$25,000 in non-cash contributions? <i>If "Yes," complete Schedule M</i> . . . . .	X	
29		X	
30	Did the organization receive contributions of art, historical treasures, or other similar assets, or qualified conservation contributions? <i>If "Yes," complete Schedule M</i> . . . . .		X
30			X
31	Did the organization liquidate, terminate, or dissolve and cease operations? <i>If "Yes," complete Schedule N Part I</i> . . . . .		X
31			X
32	Did the organization sell, exchange, dispose of, or transfer more than 25% of its net assets? <i>If "Yes," complete Schedule N, Part II</i> . . . . .	X	
32		X	
33	Did the organization own 100% of an entity disregarded as separate from the organization under Regulations section 301.7701-2 and 301.7701-3? <i>If "Yes," complete Schedule R, Part I</i> . . . . .		X
33			X
34	Was the organization related to any tax-exempt or taxable entity? <i>If "Yes," complete Schedule R, Parts II, III, IV, and V, line 1</i> . . . . .		X
34			X
35	Is any related organization a controlled entity within the meaning of section 512(b)(13)? <i>If "Yes," complete Schedule R, Part V, line 2</i> . . . . .		X
35			X
36	<b>Section 501(c)(3) organizations.</b> Did the organization make any transfers to an exempt non-charitable related organization? <i>If "Yes," complete Schedule R, Part V, line 2</i> . . . . .		X
36			X
37	Did the organization conduct more than 5% of its activities through an entity that is not a related organization and that is treated as a partnership for federal income tax purposes? <i>If "Yes," complete Schedule R, Part VI</i> . . . . .		X
37			X

Part V Statements Regarding Other IRS Filings and Tax Compliance

Table with columns for question numbers (1a-12b), descriptions, and Yes/No checkboxes. Includes questions about Form 1096, Form W-2G, Form W-3, unrelated business gross income, foreign accounts, prohibited tax shelter transactions, and Section 501(c)(3) organizations.

**Part VI Governance, Management, and Disclosure** (Sections A, B, and C request information about policies not required by the Internal Revenue Code)

**Section A. Governing Body and Management**

		Yes	No
For each "Yes" response to lines 2-7b below, and for a "No" response to lines 8 or 9b below, describe the circumstances, process, or changes in Schedule O. See instructions.			
1a	Enter the number of voting members of the governing body		9
1b	Enter the number of voting members that are independent		5
2	Did any officer, director, trustee, or key employee have a family relationship or a business relationship with any other officer, director, trustee, or key employee?		X
3	Did the organization delegate control over management duties customarily performed by or under the direct supervision of officers, directors or trustees, or key employees to a management company or other person?	X	
4	Did the organization make any significant changes to its organizational documents since the prior Form 990 was filed?	X	
5	Did the organization become aware during the year of a material diversion of the organization's assets?		X
6	Does the organization have members or stockholders?		X
7a	Does the organization have members, stockholders, or other persons who may elect one or more members of the governing body?		X
7b	Are any decisions of the governing body subject to approval by members, stockholders, or other persons?		X
8	Did the organizations contemporaneously document the meetings held or written actions undertaken during the year by the following		
8a	a The governing body?	X	
8b	b Each committee with authority to act on behalf of the governing body?	X	
9a	Does the organization have local chapters, branches, or affiliates?		X
9b	b If "Yes," does the organization have written policies and procedures governing the activities of such chapters, affiliates, and branches to ensure their operations are consistent with those of the organization?		
10	Was a copy of the Form 990 provided to the organization's governing body before it was filed? All organizations must describe in Schedule O the process, if any, the organization uses to review the Form 990		X
11	Is there any officer, director or trustee, or key employee listed in Part VII, Section A, who cannot be reached at the organization's mailing address? If "Yes," provide the names and addresses in Schedule O		X

**Section B. Policies**

		Yes	No
12a	Does the organization have a written conflict of interest policy? If "No," go to line 13		X
12b	b Are officers, directors or trustees, and key employees required to disclose annually interests that could give rise to conflicts?		
12c	c Does the organization regularly and consistently monitor and enforce compliance with the policy? If "Yes," describe in Schedule O how this is done		
13	Does the organization have a written whistleblower policy?		X
14	Does the organization have a written document retention and destruction policy?		X
15	Did the process for determining compensation of the following persons include a review and approval by independent persons, comparability data, and contemporaneous substantiation of the deliberation and decision		
15a	a The organization's CEO, Executive Director, or top management official?		N/A
15b	b Other officers or key employees of the organization? Describe the process in Schedule O (see instructions)		N/A
16a	Did the organization invest in, contribute assets to, or participate in a joint venture or similar arrangement with a taxable entity during the year?		X
16b	b If "Yes," has the organization adopted a written policy or procedure requiring the organization to evaluate its participation in joint venture arrangements under applicable federal tax law, and taken steps to safeguard the organization's exempt status with respect to such arrangements?		

**Section C. Disclosure**

- 17 List the states with which a copy of this Form 990 is required to be filed ► SEE STATEMENT 1
- 18 Section 6104 requires an organization to make its Forms 1023 (or 1024 if applicable), 990, and 990-T (501(c)(3)s only) available for public inspection. Indicate how you make these available. Check all that apply.  
 Own website     Another's website     Upon request
- 19 Describe in Schedule O whether (and if so, how), the organization makes its governing documents, conflict of interest policy, and financial statements available to the public
- 20 State the name, physical address, and telephone number of the person who possesses the books and records of the organization ► MORGAN STANLEY SMITH BARNEY C/O RAMONA SINGH, 2000 WESTCHESTER AVE PURCHAS, 212-793-2338

**Part VII Compensation of Officers, Directors, Trustees, Key Employees, Highest Compensated Employees, and Independent Contractors**

**Section A. Officers, Directors, Trustees, Key Employees, and Highest Compensated Employees**

1 a Complete this table for all persons required to be listed Use Schedule J-2 if additional space is needed

- List all of the organization's **current** officers, directors, trustees (whether individuals or organizations), regardless of amount of compensation, and **current** key employees Enter -0- in columns (D), (E), and (F) if no compensation was paid
- List the organization's five **current** highest compensated employees (other than an officer, director, trustee, or key employee) who received reportable compensation (Box 5 of Form W-2 and/or Box 7 of Form 1099-MISC) of more than \$100,000 from the organization and any related organizations
- List all of the organization's **former** officers, key employees, and highest compensated employees who received more than \$100,000 of reportable compensation from the organization and any related organizations
- List all of the organization's **former directors or trustees** that received, in the capacity as a former director or trustee of the organization, more than \$10,000 of reportable compensation from the organization and any related organizations

List persons in the following order individual trustees or directors, institutional trustees, officers, key employees, highest compensated employees, and former such persons

Check this box if the organization did not compensate any officer, director, trustee, or key employee

(A) Name and Title	(B) Average hours per week	(C) Position (check all that apply)						(D) Reportable compensation from the organization (W-2/1099-MISC)	(E) Reportable compensation from related organizations (W-2/1099-MISC)	(F) Estimated amount of other compensation from the organization and related organizations
		Individual trustee or director	Institutional trustee	Officer	Key employee	Highest compensated employee	Former			
CAROL VAN ATTEN CHAIRPERSON	2.			X				0	0	0
LAURIE A. HESSLEIN PRESIDENT	2.			X				0	0	0
DAN RICE SECRETARY	2.			X				0	0	0
MICHAEL S. SWARTZ TREASURER	2.			X				0	0	0
TRUDA ("T") CLEEVES JEWETT BOARD MEMBER	2.			X				0	0	0
PAUL G SCHERVISH BOARD MEMBER	2.			X				0	0	0
ROBERT B. SEABERG, PH.D. BOARD MEMBER	2.			X				0	0	0
JAMES TRACEY BOARD MEMBER	2.			X				0	0	0
MELANIE SCHNOLL-BEGUN BOARD MEMBER	2.			X				0	0	0

Part VII Section A. Officers, Directors, Trustees, Key Employees, and Highest Compensated Employees (continued)

Table with 6 main columns: (A) Name and title, (B) Average hours per week, (C) Position (check all that apply: Individual trustee or director, Institutional trustee, Officer, Key employee, Highest compensated employee, Former), (D) Reportable compensation from the organization, (E) Reportable compensation from related organizations, (F) Estimated amount of other compensation. Includes a 1b Total row.

2 Total number of individuals (including those in 1a) who received more than \$100,000 in reportable compensation from the organization NONE

Table with 3 rows of questions and Yes/No columns: 3 Did the organization list any former officer, director or trustee, key employee, or highest compensated employee on line 1a? 4 For any individual listed on line 1a, is the sum of reportable compensation and other compensation from the organization and related organizations greater than \$150,000? 5 Did any person listed on line 1a receive or accrue compensation from any unrelated organization for services rendered to the organization?

Section B. Independent Contractors

1 Complete this table for your five highest compensated independent contractors that received more than \$100,000 of compensation from the organization

Table with 3 columns: (A) Name and business address, (B) Description of services, (C) Compensation. Row 1 contains 'NONE'.

2 Total number of independent contractors (including those in 1) who received more than \$100,000 in compensation from the organization NONE



**Part VIII Statement of Revenue**

52-7082731

				(A) Total revenue	(B) Related or exempt function revenue	(C) Unrelated business revenue	(D) Revenue excluded from tax under sections 512, 513, or 514	
Contributions, gifts, grants and other similar amounts	1a	Federated campaigns	1a					
	b	Membership dues	1b					
	c	Fundraising events	1c					
	d	Related organizations	1d					
	e	Government grants (contributions)	1e					
	f	All other contributions gifts grants and similar amounts not included above	1f	63,610,867.				
	g	Noncash contributions included in lines 1a-1f	\$	20,063,037				
	h	<b>Total</b> Add lines 1a-1f		63,610,867.				
Program Service Revenue				<b>Business Code</b>				
	2a							
	b							
	c							
	d							
	e							
	g	<b>Total</b> Add lines 2a-2f			NONE			
Other Revenue	3	Investment income (including dividends, interest, and other similar amounts)	STMT 2	9,124,030				
	4	Income from investment of tax-exempt bond proceeds		NONE				
	5	Royalties		NONE				
	6a	Gross Rents	(i) Real	(ii) Personal				
			b	Less rental expenses				
			c	Rental income or (loss)				
			d	<b>Net rental income or (loss)</b>			NONE	
	7a	Gross amount from sales of assets other than inventory	(i) Securities	(ii) Other				
			b	Less cost or other basis and sales expenses	310,872,539			
			c	Gain or (loss)	385,440,343			
			d	<b>Net gain or (loss)</b>	-14,567,804			
	8a	Gross income from fundraising events (not including \$ _____ of contributions reported on line 1c) See Part IV, line 18	a					
			b	Less direct expenses				
			c	<b>Net income or (loss) from fundraising events</b>			NONE	
	9a	Gross income from gaming activities See Part IV, line 19	a					
b			Less direct expenses					
c			<b>Net income or (loss) from gaming activities</b>			NONE		
10a	Gross sales of inventory, less returns and allowances	a						
		b	Less cost of goods sold					
		c	<b>Net income or (loss) from sales of inventory</b>			NONE		
<b>Miscellaneous Revenue</b>				<b>Business Code</b>				
11a								
b								
c								
d	All other revenue							
e	<b>Total</b> Add lines 11a-11d				NONE			
12	<b>Total Revenue</b> Add lines 1h, 2g, 3, 4, 5, 6d, 7d, 8c, 9c, 10c, and 11e					-1,832,907.		

**Part IX Statement of Functional Expenses**

**Section 501(c)(3) and 501(c)(4) organizations must complete all columns.**  
**All other organizations must complete column (A) but are not required to complete columns (B), (C), and (D).**

<i>Do not include amounts reported on lines 6b, 7b, 8b, 9b, and 10b of Part VIII.</i>	(A) Total expenses	(B) Program service expenses	(C) Management and general expenses	(D) Fundraising expenses
1 Grants and other assistance to governments and organizations in the US See Part IV, line 21 . . .	71,037,288.	71,037,288.		
2 Grants and other assistance to individuals in the US See Part IV, line 22 . . . . .	NONE			
3 Grants and other assistance to governments, organizations, and individuals outside the US See Part IV, lines 15 and 16 . . . . .	NONE			
4 Benefits paid to or for members . . . . .	NONE			
5 Compensation of current officers, directors, trustees, and key employees . . . . .	NONE			
6 Compensation not included above, to disqualified persons (as defined under section 4958(f)(1)) and persons described in section 4958(c)(3)(B) . . .	NONE			
7 Other salaries and wages . . . . .	NONE			
8 Pension plan contributions (include section 401 (k) and section 403(b) employer contributions).	NONE			
9 Other employee benefits . . . . .	NONE			
10 Payroll taxes . . . . .	NONE			
11 Fees for services (non-employees)				
a Management . . . . .	NONE			
b Legal . . . . .	NONE			
c Accounting . . . . .	NONE			
d Lobbying . . . . .	NONE			
e Professional fundraising services See Part IV, line 17	NONE			
f Investment management fees . . . . .	NONE			
g Other . . . . .	NONE			
12 Advertising and promotion . . . . .	NONE			
13 Office expenses . . . . .	NONE			
14 Information technology . . . . .	NONE			
15 Royalties . . . . .	NONE			
16 Occupancy . . . . .	NONE			
17 Travel . . . . .	NONE			
18 Payments of travel or entertainment expenses for any federal, state, or local public officials	NONE			
19 Conferences, conventions, and meetings . . . .	NONE			
20 Interest . . . . .	NONE			
21 Payments to affiliates . . . . .	NONE			
22 Depreciation, depletion, and amortization . . .	NONE			
23 Insurance . . . . .	NONE			
24 Other expenses Itemize expenses not covered above (Expenses grouped together and labeled miscellaneous may not exceed 5% of total expenses shown on line 25 below)				
a ADMINISTRATION FEES -----	950,000.		950,000.	
b FOREIGN TAXES PAID -----	164,877.		164,877.	
c REGISTRATION & FILING FEES -----	12,995.		12,995.	
d ACCOUNTING & LEGAL FEES -----	21,501.		21,501.	
e INSURANCE -----	6,250.		6,250.	
f All other expenses -----	4,121,682.		4,121,682.	
25 Total functional expenses. Add lines 1 through 24f	76,314,593.	71,037,288.	5,277,305.	
26 Joint Costs Check here <input type="checkbox"/> If following SOP 98-2 Complete this line only if the organization reported in column (B) joint costs from a combined educational campaign and fundraising solicitation . . . . .				

**Part X Balance Sheet**

		(A) Beginning of year		(B) End of year
Assets	1 Cash - non-interest-bearing . . . . .		1	
	2 Savings and temporary cash investments . . . . .	47,958,164.	2	109,180,932.
	3 Pledges and grants receivable, net . . . . .		3	
	4 Accounts receivable, net . . . . .		4	
	5 Receivables from current and former officers, directors, trustees, key employees, or other related parties Complete Part II of Schedule L . . . . .		5	
	6 Receivables from other disqualified persons (as defined under section 4958(f)(1)) and persons described in section 4958(c)(3)(B) Complete Part II of Schedule L . . . . .		6	
	7 Notes and loans receivable, net . . . . .		7	
	8 Inventories for sales or use . . . . .		8	
	9 Prepaid expenses and deferred charges . . . . .		9	
	10a Land, buildings, and equipment cost basis . . . . . 10a			
	b Less accumulated depreciation Complete Part VI of Schedule D . . . . . 10b			10c
	11 Investments - publicly traded securities . . . . .		11	
	12 Investments - other securities See Part IV, line 11 . . . . .	285,188,823.	12	131,299,289.
	13 Investments - program-related See Part IV, line 11 . . . . .		13	
	14 Intangible assets . . . . .		14	
	15 Other assets See Part IV, line 11 . . . . .		15	
16 <b>Total assets.</b> Add lines 1 through 15 (must equal line 34) . . . . .	333,146,987.	16	240,480,221.	
Liabilities	17 Accounts payable and accrued expenses . . . . .		17	
	18 Grants payable . . . . .		18	
	19 Deferred revenue . . . . .		19	
	20 Tax-exempt bond liabilities . . . . .		20	
	21 Escrow account liability Complete Part IV of Schedule D . . . . .		21	
	22 Payables to current and former officers, directors, trustees, key employees, highest compensated employees, and disqualified persons Complete Part II of Schedule L . . . . .		22	
	23 Secured mortgages and notes payable to unrelated third parties . . . . .		23	
	24 Unsecured notes and loans payable . . . . .		24	
	25 Other liabilities Complete Part X of Schedule D . . . . .		25	
	26 <b>Total liabilities.</b> Add lines 17 through 25 . . . . .		26	
Net Assets or Fund Balances	<b>Organizations that follow SFAS 117, check here</b> <input checked="" type="checkbox"/> <b>and complete lines 27 through 29, and lines 33 and 34.</b>			
	27 Unrestricted net assets . . . . .		27	
	28 Temporarily restricted net assets . . . . .	333,146,987.	28	240,480,221.
	29 Permanently restricted net assets . . . . .		29	
	<b>Organizations that do not follow SFAS 117, check here</b> <input type="checkbox"/> <b>and complete lines 30 through 34.</b>			
	30 Capital stock or trust principal, or current funds . . . . .		30	
	31 Paid-in or capital surplus, or land, building, or equipment fund . . . . .		31	
	32 Retained earnings, endowment, accumulated income, or other funds . . . . .		32	
	33 <b>Total net assets or fund balances</b> . . . . .	333,146,987.	33	240,480,221.
	34 <b>Total liabilities and net assets/fund balances.</b> . . . . .	333,146,987.	34	240,480,221.

**Part XI Financial Statements and Reporting**

		Yes	No
1	Accounting method used to prepare the Form 990 <input checked="" type="checkbox"/> Cash <input type="checkbox"/> Accrual <input type="checkbox"/> Other		
2a	Were the organization's financial statements compiled or reviewed by an independent accountant? . . . . .	X	
b	Were the organization's financial statements audited by an independent accountant? . . . . .	X	
c	If "Yes" to lines 2a or 2b, does the organization have a committee that assumes responsibility for oversight of the audit, review, or compilation of its financial statements and selection of an independent accountant? . . . . .	X	
3a	As a result of a federal award, was the organization required to undergo an audit or audits as set forth in the Single Audit Act and OMB Circular A-133? . . . . .		X
b	If "Yes," did the organization undergo the required audit or audits? . . . . .		

**SCHEDULE A**  
**(Form 990 or 990-EZ)**

**Public Charity Status and Public Support**

OMB No 1545-0047

**2008**

**Open to Public Inspection**

Department of the Treasury  
Internal Revenue Service

To be completed by all section 501(c)(3) organizations and section 4947(a)(1) nonexempt charitable trusts.

▶ Attach to Form 990 or Form 990-EZ. ▶ See separate instructions

Name of the organization **MORGAN STANLEY SMITH BARNEY GLOBAL IMPACT FUNDING TRUST, INC.**

Employer identification number  
**52-7082731**

**Part I Reason for Public Charity Status (All organizations must complete this part ) (see instructions)**

The organization is not a private foundation because it is (Please check only one organization )

- 1  A church, convention of churches, or association of churches described in section 170(b)(1)(A)(i).
- 2  A school described in section 170(b)(1)(A)(ii). (Attach Schedule E )
- 3  A hospital or a cooperative hospital service organization described in section 170(b)(1)(A)(iii). (Attach Schedule H )
- 4  A medical research organization operated in conjunction with a hospital described in section 170(b)(1)(A)(iii) Enter the hospital's name, city, and state \_\_\_\_\_
- 5  An organization operated for the benefit of a college or university owned or operated by a governmental unit described in section 170(b)(1)(A)(iv). (Complete Part II )
- 6  A federal, state, or local government or governmental unit described in section 170(b)(1)(A)(v).
- 7  An organization that normally receives a substantial part of its support from a governmental unit or from the general public described in section 170(b)(1)(A)(vi). (Complete Part II )
- 8  A community trust described in section 170(b)(1)(A)(vi). (Complete Part II )
- 9  An organization that normally receives (1) more than 33 1/3% of its support from contributions, membership fees, and gross receipts from activities related to its exempt functions - subject to certain exceptions, and (2) no more than 33 1/3% of its support from gross investment income and unrelated business taxable income (less section 511 tax) from businesses acquired by the organization after June 30, 1975 See section 509(a)(2). (Complete Part III )
- 10  An organization organized and operated exclusively to test for public safety See section 509(a)(4). (see instructions)
- 11  An organization organized and operated exclusively for the benefit of, to perform the functions of, or to carry out the purposes of one or more publicly supported organizations described in section 509(a)(1) or section 509(a)(2) See section 509(a)(3). Check the box that describes the type of supporting organization and complete lines 11e through 11h
  - a  Type I      b  Type II      c  Type III - Functionally Integrated      d  Type III - Other
- e  By checking this box, I certify that the organization is not controlled directly or indirectly by one or more disqualified persons other than foundation managers and other than one or more publicly supported organizations described in section 509(a)(1) or section 509(a)(2)
- f If the organization received a written determination from the IRS that it is a Type I, Type II or Type III supporting organization, check this box
- g Since August 17, 2006, has the organization accepted any gift or contribution from any of the following persons?

- (i) A person who directly or indirectly controls, either alone or together with persons described in (ii) and (iii) below, the governing body of the supported organization?
- (ii) A family member of a person described in (i) above?
- (iii) A 35% controlled entity of a person described in (i) or (ii) above?

	Yes	No
11g(i)		X
11g(ii)		X
11g(iii)		X

**h Provide the following information about the organizations the organization supports**

(i) Name of supported organization	(ii) EIN	(iii) Type of organization (described on lines 1-9 above or IRC section (see instructions))	(iv) Is the organization in col (i) listed in your governing document?		(v) Did you notify the organization in col (i) of your support?		(vi) Is the organization in col (i) organized in the US?		(vii) Amount of support
			Yes	No	Yes	No	Yes	No	
<b>Total</b>									

**Part II Support Schedule for Organizations Described in Sections 170(b)(1)(A)(iv) and 170(b)(1)(A)(vi)**  
 (Complete only if you checked the box on line 5, 7, or 8 of Part I)

**Section A. Public Support**

Calendar year (or fiscal year beginning in) ▶	(a) 2004	(b) 2005	(c) 2006	(d) 2007	(e) 2008	(f) Total
1 Gifts, grants, contributions, and membership fees received (Do not include any "unusual grants") . . . . .	36,634,854.	88,476,350.	100,720,683.	133,270,132.	64,647,211	423,749,230
2 Tax revenues levied for the organization's benefit and either paid to or expended on its behalf . . . . .						
3 The value of services or facilities furnished by a governmental unit to the organization without charge . . . . .						
4 Total. Add lines 1-3 . . . . .	36,634,854.	88,476,350	100,720,683.	133,270,132.	64,647,211	423,749,230
5 The portion of total contributions by each person (other than a governmental unit or publicly supported organization) included on line 1 that exceeds 2% of the amount shown on line 11, column (f) . . . . .						
6 Public support Subtract line 5 from line 4						423,749,230

**Section B. Total Support**

Calendar year (or fiscal year beginning in) ▶	(a) 2004	(b) 2005	(c) 2006	(d) 2007	(e) 2008	(f) Total
7 Amounts from line 4. . . . .	36,634,854.	88,476,350.	100,720,683.	133,270,132.	64,647,211	423,749,230
8 Gross income from interest, dividends, payments received on securities loans, rents, royalties and income from similar sources . . . . .	653,726.	1,956,842.	4,463,398.	7,547,506.	9,050,539	23,672,011
9 Net income from unrelated business activities, whether or not the business is regularly carried on . . . . .						
10 Other income Do not include gain or loss from the sale of capital assets (Explain in Part IV) . . . . .						
11 Total support Add lines 7 through 10 . . . . .						447,421,241
12 Gross receipts from related activities, etc (See instructions) . . . . .					12	
13 First five years If the Form 990 is for the organization's first, second, third, fourth, or fifth tax year as a 501(c)(3) organization, check this box and stop here . . . . .						<input type="checkbox"/>

**Section C. Computation of Public Support Percentage**

14 Public support percentage for 2008 (line 6, column (f) divided by line 11, column (f)) . . . . .	14	94.71 %
15 Public support percentage from 2007 Schedule A, Part IV-A, line 26f . . . . .	15	96.98 %
16a <b>33 1/3% support test - 2008.</b> If the organization did not check the box on line 13, and line 14 is 33 1/3% or more, check this box and stop here. The organization qualifies as a publicly supported organization . . . . .		<input checked="" type="checkbox"/>
b <b>33 1/3% support test - 2007.</b> If the organization did not check a box on line 13 or 16a, and line 15 is 33 1/3% or more, check this box and stop here. The organization qualifies as a publicly supported organization . . . . .		<input type="checkbox"/>
17a <b>10%-facts-and-circumstances test - 2008.</b> If the organization did not check a box on line 13, 16a or 16b, and line 14 is 10% or more, and if the organization meets the "fact-and-circumstances" test, check this box and stop here. Explain in Part IV how the organization meets the "facts and circumstances" test The organization qualifies as a publicly supported organization . . . . .		<input type="checkbox"/>
b <b>10%-facts-and-circumstances test - 2007.</b> If the organization did not check a box on line 13, 16a, 16b, or 17a, and line 15 is 10% or more, and if the organization meets the "facts and circumstances" test, check this box and stop here. Explain in Part IV how the organization meets the "facts-and-circumstances" test The organization qualifies as a publicly supported organization . . . . .		<input type="checkbox"/>
18 <b>Private foundation.</b> If the organization did not check a box on line 13, 16a, 16b, 17a, or 17b, check this box and see instructions . . . . .		<input type="checkbox"/>

**Part III Support Schedule for Organizations Described in Section 509(a)(2)**  
 (Complete only if you checked the box on line 9 of Part I)

**Section A. Public Support**

Calendar year (or fiscal year beginning in) ►	(a) 2004	(b) 2005	(c) 2006	(d) 2007	(e) 2008	(f) Total
1 Gifts, grants, contributions, and membership fees received (Do not include any "unusual grants") . . . . .						
2 Gross receipts from admissions merchandise sold or services performed or facilities furnished in any activity that is related to the organization's tax-exempt purpose . . . . .						
3 Gross receipts from activities that are not an unrelated trade or business under section 513 . . . . .						
4 Tax revenues levied for the organization's benefit and either paid to or expended on its behalf . . . . .						
5 The value of services or facilities furnished by a governmental unit to the organization without charge . . . . .						
6 Total Add lines 1-5 . . . . .						
7a Amounts included on lines 1, 2, and 3 received from disqualified persons . . . . .						
b Amounts included on lines 2 and 3 received from other than disqualified persons that exceed the greater of 1% of the total of lines 9, 10c, 11, and 12 for the year or \$5 000 . . . . .						
c Add lines 7a and 7b . . . . .						
8 Public support (Subtract line 7c from line 6) . . . . .						

**Section B. Total Support**

Calendar year (or fiscal year beginning in) ►	(a) 2004	(b) 2005	(c) 2006	(d) 2007	(e) 2008	(f) Total
9 Amounts from line 6 . . . . .						
10a Gross income from interest, dividends, payments received on securities loans, rents, royalties and income from similar sources . . . . .						
b Unrelated business taxable income (less section 511 taxes) from businesses acquired after June 30, 1975 . . . . .						
c Add lines 10a and 10b . . . . .						
11 Net income from unrelated business activities not included in line 10b, whether or not the business is regularly carried on . . . . .						
12 Other income Do not include gain or loss from the sale of capital assets (Explain in Part IV) . . . . .						
13 Total support (Add lines 9, 10c, 11, and 12) . . . . .						

14 First five years If the Form 990 is for the organization's first, second, third, fourth, or fifth tax year as a section 501(c)(3) organization, check this box and stop here . . . . .

**Section C. Computation of Public Support Percentage**

15 Public support percentage for 2008 (line 8, column (f) divided by line 13, column (f)) . . . . .	15	%
16 Public support percentage from 2007 Schedule A, Part IV-A, line 27g . . . . .	16	%

**Section D. Computation of Investment Income Percentage**

17 Investment income percentage for 2008 (line 10c, column (f) divided by line 13, column (f)) . . . . .	17	%
18 Investment income percentage from 2007 Schedule A, Part IV-A, line 27h . . . . .	18	%

19a 33 1/3% support tests - 2008. If the organization did not check the box on line 14, and line 15 is more than 33 1/3%, and line 17 is not more than 33 1/3%, check this box and stop here The organization qualifies as a publicly supported organization . . . . .

b 33 1/3% support tests - 2007 If the organization did not check a box on line 14 or line 19a, and line 16 is more than 33 1/3%, and line 18 is not more than 33 1/3%, check this box and stop here The organization qualifies as a publicly supported organization . . . . .

20 Private foundation If the organization did not check a box on line 14, 19a, or 19b, check this box and see instructions . . . . .



CITI GIFT  
2008 CASH CONTRIBUTIONS

<u>Tracking Number</u>	<u>Account Number</u>	<u>Primary Donor Name</u>	<u>Gift ID</u>	<u>Contribution Type</u>	<u>Status</u>	<u>Receipt Date</u>	<u>Invested Amount</u>
					settled	01/02/08	25,000.00
					settled	01/02/08	1,046.87
					settled	01/02/08	1,000 00
					settled	01/04/08	60,000 00
					settled	01/04/08	10,000 00
						01/04/08	30,000 00
					settled	01/08/08	13,741.59
					settled	01/08/08	50,000 00
					settled	01/15/08	25,000.00
					settled	01/15/08	160,000 00
					settled	01/16/08	2,500 00
					settled	01/17/08	100,000.00
					settled	01/17/08	50,000 00
					settled	01/22/08	87,000 00
					settled	01/24/08	7,273 08
					settled	01/24/08	1,300 00
					settled	01/29/08	10,000 00
					settled	02/04/08	60,000 00
					settled	02/04/08	5,243 18
					settled	02/05/08	15,000 00
					settled	02/05/08	5,000.00
					settled	02/07/08	100,000 00
					settled	02/08/08	25,154 21
					settled	02/11/08	150,000.00
					settled	02/12/08	3,000 00
					settled	02/14/08	20,000 00
					settled	02/15/08	10,000 00
					settled	02/15/08	100,000 00
					settled	02/21/08	200 00
					settled	02/25/08	162,798.18
					settled	02/25/08	59,066 82
					settled	02/25/08	41,091 69
					settled	02/25/08	26,313 37
					settled	02/25/08	40,000.00
					settled	02/29/08	46,000 00
					settled	03/03/08	66,936 88
					settled	03/04/08	25,000.00
					settled	03/06/08	34,647.88
					settled	03/10/08	39,947.08
					settled	03/10/08	26,288.28
					settled	03/10/08	30,745 30
					settled	03/11/08	20,000 00
					settled	03/12/08	25,000.00
					settled	03/13/08	10,000 00
					settled	03/14/08	40,000 00
					settled	03/19/08	2,500 00
					settled	03/20/08	6,500.00
					settled	03/20/08	14,975 62
					settled	03/26/08	25,000.00
					settled	03/28/08	50,000.00
					settled	03/31/08	5,000 00
					settled	04/01/08	13,741 59



CITI GIFT  
2008 CASH CONTRIBUTIONS

<u>Tracking Number</u>	<u>Account Number</u>	<u>Primary Donor Name</u>	<u>Gift ID</u>	<u>Contribution Type</u>	<u>Status</u>	<u>Receipt Date</u>	<u>Invested Amount</u>
					settled	04/03/08	20,000 00
					settled	04/11/08	479,129 01
					settled	04/16/08	5,000.00
					settled	04/22/08	11,500 00
					settled	04/23/08	2,500.00
					settled	04/25/08	450,000 00
					settled	04/25/08	8,924 17
					settled	04/25/08	8,924 17
					settled	04/25/08	8,924 17
					settled	04/30/08	100,000 00
					settled	04/30/08	23,700 00
					settled	04/30/08	10,000 00
					settled	05/01/08	46,872 73
					settled	05/14/08	3,754,977 59
					settled	05/14/08	11,000 00
					settled	05/16/08	230,029 44
					settled	05/19/08	1,997.86
					settled	05/20/08	2,500 00
					settled	05/20/08	3,000 00
					settled	05/22/08	25,000.00
					settled	05/23/08	620,722 05
					settled	05/23/08	25,000.00
					settled	05/23/08	25,000.00
					settled	06/03/08	25,269.00
					settled	06/04/08	243 17
					settled	06/05/08	22,734 22
					settled	06/09/08	5,616.27
					settled	06/09/08	194 76
					settled	06/16/08	2,500.00
					settled	06/16/08	62,500.00
					settled	06/17/08	25,000.00
					settled	06/26/08	10,000 00
					settled	07/01/08	450,000.00
					settled	07/01/08	13,741 59
					settled	07/07/09	10,000 00
					settled	07/08/08	30,000.00
					settled	07/08/08	10,000.00
					settled	07/16/08	2,500 00
					settled	07/16/08	838 96
					settled	07/21/08	43,725 37
					settled	07/23/08	127,411.25
					settled	07/23/08	39,205.00
					settled	07/28/08	11,635.08
					settled	07/30/08	300,000 00
					settled	08/04/08	26,165 33
					settled	08/05/08	10,000 00
					settled	08/06/08	54,000 00
					settled	08/11/08	72,871 17
					settled	08/14/08	25,000 00
					settled	08/15/08	15,727.88
					settled	08/20/08	2,500.00
					settled	08/22/08	1,070,299.94

CITI GIFT  
2008 CASH CONTRIBUTIONS

<u>Tracking</u> <u>Number</u>	<u>Account</u> <u>Number</u>	<u>Primary Donor Name</u>	<u>Gift ID</u>	<u>Contribution</u> <u>Type</u>	<u>Status</u>	<u>Receipt</u> <u>Date</u>	<u>Invested</u> <u>Amount</u>
					settled	08/25/08	1,650.00
					settled	08/29/08	1,000,000.00
					settled	08/29/08	1,000,000.00
					settled	08/29/08	16,000.00
					settled	09/03/08	5,000.00
					settled	09/03/08	5,000.00
					settled	09/03/08	5,000.00
					settled	09/03/08	5,000.00
					settled	09/03/08	2,500.00
					settled	09/03/08	500.00
					settled	09/03/08	5,000.00
					settled	09/03/08	7,500.00
					settled	09/03/08	2,500.00
					settled	09/03/08	5,000.00
					settled	09/03/08	5,000.00
					settled	09/03/08	1,000.00
					settled	09/03/08	2,500.00
					settled	09/03/08	1,000.00
					settled	09/03/08	2,500.00
					settled	09/03/08	1,000.00
					settled	09/03/08	2,500.00
					settled	09/03/08	2,500.00
					settled	09/03/08	500.00
					settled	09/03/08	2,500.00
					settled	09/03/08	5,000.00
					settled	09/03/08	1,000.00
					settled	09/03/08	1,500.00
					settled	09/03/08	1,000.00
					settled	09/08/08	100,000.00
					settled	09/15/08	2,383.45
					settled	09/16/08	500,000.00
					settled	09/18/08	410,000.00
					settled	09/22/08	5,000.00
					settled	09/23/08	2,500.00
					settled	09/23/08	3,000.00
					settled	09/26/08	15,000.00
					settled	09/30/08	8,924.17
					settled	09/30/08	8,924.17
					settled	09/30/08	8,924.17
					settled	09/30/08	8,924.17
					settled	09/30/08	8,924.17
					settled	09/30/08	8,924.17
					settled	10/02/08	231,269.66
					settled	10/03/08	23,935.84
					settled	10/03/08	55,236.57
					settled	10/03/08	29,459.49
					settled	10/03/08	73,648.75
					settled	10/03/08	110,473.10
					settled	10/06/08	13,741.59
					settled	10/06/08	7,000.00
					settled	10/14/08	10,000.00
					settled	10/21/08	60,000.00

CITI GIFT  
2008 CASH CONTRIBUTIONS

<u>Tracking</u> <u>Number</u>	<u>Account</u> <u>Number</u>	<u>Primary Donor Name</u>	<u>Gift ID</u>	<u>Contribution</u> <u>Type</u>	<u>Status</u>	<u>Receipt</u> <u>Date</u>	<u>Invested</u> <u>Amount</u>
					settled	10/21/08	20,000.00
					settled	10/21/08	2,500.00
					settled	10/23/08	90,000.00
					settled	10/24/08	37,355.14
					settled	11/03/08	1,048,558.72
					settled	11/05/08	2,500.00
					settled	11/05/08	10,000.00
					settled	11/05/08	500.00
					settled	11/05/08	10,000.00
					settled	11/05/08	1,000.00
					settled	11/05/08	5,000.00
					settled	11/05/08	4,000.00
					settled	11/05/08	2,500.00
					settled	11/05/08	7,500.00
					settled	11/05/08	2,500.00
					settled	11/05/08	500.00
					settled	11/05/08	250.00
					settled	11/05/08	500.00
					settled	11/06/08	1,501,375.46
					settled	11/10/08	12,755.82
					settled	11/10/08	15,000.00
					settled	11/13/08	15,553.56
					settled	11/17/08	12,500.00
					settled	11/17/08	12,500.00
					settled	11/18/08	1,000,000.00
					settled	11/18/08	34,619.42
					settled	11/18/08	34,619.42
					settled	11/20/08	400,000.00
					settled	11/21/08	33,330.00
					settled	11/21/08	33,330.00
					settled	11/21/08	365,016.13
					settled	11/21/08	1,000.00
					settled	11/25/08	25,000.00
					settled	12/01/08	105,000.00
					settled	12/02/08	117,251.79
					settled	12/08/08	50,000.00
					settled	12/08/08	200,000.00
					settled	12/09/08	10,000.00
					settled	12/10/08	5,000.00
					settled	12/11/08	30,000.00
					settled	12/12/08	1,000,000.00
					settled	12/15/08	25,000.00
					settled	12/15/08	8,924.17
					settled	12/15/08	8,924.17
					settled	12/15/08	8,924.17
					settled	12/16/08	2,000,000.00
					settled	12/16/08	25,000.00
					settled	12/16/08	100,000.00
					settled	12/16/08	10,000.00
					settled	12/17/08	25,000.00
					settled	12/17/08	25,000.00
					settled	12/17/08	25,000.00

CITI GIFT  
2008 CASH CONTRIBUTIONS

<u>Tracking</u> <u>Number</u>	<u>Account</u> <u>Number</u>	<u>Primary Donor Name</u>	<u>Gift ID</u>	<u>Contribution</u> <u>Type</u>	<u>Status</u>	<u>Receipt</u> <u>Date</u>	<u>Invested</u> <u>Amount</u>
			24472	cash	settled	12/17/08	20,000 00
						12/17/08	11,000 00
						12/18/08	50,000.00
						12/18/08	12,000.00
						12/18/08	70,000 00
						12/19/08	13,000.00
						12/19/08	100,000 00
						12/19/08	1,850.00
						12/19/08	1,048 64
						12/19/08	41,419 79
						12/22/08	20,000 00
						12/22/08	35,000 00
						12/22/08	25,000.00
						12/22/08	2,800,000 00
						12/22/08	5,000 00
						12/23/08	10,000.00
						12/23/08	1,000,000 00
						12/23/08	201,473.21
						12/23/08	500,000 00
						12/23/08	10,000.00
						12/23/08	275,000.00
						12/23/08	29,710 00
						12/23/08	162,000.00
						12/23/08	30,000 00
						12/23/08	62,500 00
						12/23/08	250 00
						12/23/08	1,000 00
						12/23/08	200 00
						12/23/08	100 00
						12/23/08	100 00
						12/23/08	1,000 00
						12/23/08	500.00
						12/23/08	200 00
						12/23/08	250.00
						12/23/08	500 00
						12/23/08	100 00
						12/23/08	1,000 00
						12/23/08	150 00
						12/23/08	200 00
						12/23/08	500 00
						12/23/08	500.00
						12/23/08	400.00
						12/23/08	200 00
						12/23/08	250.00
						12/23/08	750.00
						12/23/08	500.00
						12/23/08	300.00
						12/23/08	200 00
						12/23/08	500.00
						12/23/08	1,000.00
						12/23/08	100.00
						12/23/08	150 00

CITI GIFT  
2008 CASH CONTRIBUTIONS

<u>Tracking</u> <u>Number</u>	<u>Account</u> <u>Number</u>	<u>Primary Donor Name</u>	<u>Gift ID</u>	<u>Contribution</u> <u>Type</u>	<u>Status</u>	<u>Receipt</u> <u>Date</u>	<u>Invested</u> <u>Amount</u>
					settled	12/23/08	1,000.00
					settled	12/23/08	1,000 00
					settled	12/23/08	300.00
					settled	12/23/08	1,000.00
					settled	12/23/08	1,000 00
					settled	12/24/08	1,500,000 00
					settled	12/24/08	100,000.00
					settled	12/24/08	100,000.00
					settled	12/24/08	318,825 14
					settled	12/24/08	25,000 00
					settled	12/24/08	130,000 00
					settled	12/24/08	41,685.18
					settled	12/24/08	30,000.00
					settled	12/24/08	10,000.00
					settled	12/24/08	10,000.00
					settled	12/24/08	5,000 00
					settled	12/24/08	55,000 00
					settled	12/26/08	25,000 00
					settled	12/26/08	15,000.00
					settled	12/26/08	50,000.00
					settled	12/26/08	10,000 00
					settled	12/26/08	20,315 00
					settled	12/26/08	1,000,000.00
					settled	12/26/08	1,000,000.00
					settled	12/29/08	2,000,000 00
					settled	12/29/08	10,000 00
					settled	12/29/08	25,000 00
					settled	12/29/08	10,000 00
					settled	12/29/08	100,000.00
					settled	12/29/08	25,000 00
					settled	12/29/08	5,000.00
					settled	12/29/08	30,000.00
					settled	12/29/08	125,000 00
					settled	12/30/08	10,000 00
					settled	12/30/08	150,000 00
					settled	12/30/08	25,000.00
					settled	12/30/08	1,000,000 00
					settled	12/30/08	100,000 00
					settled	12/30/08	25,000 00
					settled	12/30/08	25,000 00
					settled	12/30/08	40,000.00
					settled	12/30/08	25,000.00
					settled	12/30/08	5,000.00
					settled	12/30/08	100,000.00
					settled	12/30/08	30,000.00
					settled	12/30/08	100,000.00
					settled	12/30/08	100,000.00
					settled	12/31/08	30,000 00
					settled	12/31/08	25,000 00
					settled	12/31/08	10,000.00
					settled	12/31/08	200,000.00
					settled	12/31/08	50,000.00

CITI GIFT  
2008 CASH CONTRIBUTIONS

<u>Tracking</u> <u>Number</u>	<u>Account</u> <u>Number</u>	<u>Primary Donor Name</u>	<u>Gift ID</u>	<u>Contribution</u> <u>Type</u>	<u>Status</u>	<u>Receipt</u> <u>Date</u>	<u>Invested</u> <u>Amount</u>
					settled	12/31/08	5,000,000 00
					settled	12/31/08	250,000.00
					settled	12/31/08	5,000.00
					settled	12/31/08	182,848 74
					settled	12/31/08	9,000 00
					settled	12/31/08	75,000 00
					settled	12/31/08	3,500.00
					settled	12/31/08	2,000.00
							<u>42,454,898 94</u>

CITI GIFT  
2008 SECURITY CONTRIBUTIONS

- holdings at 12/31/08

<u>Tracking Number</u>	<u>Primary Donor Name</u>	<u>Contribut ion Type</u>	<u>Shares</u>	<u>Security Name</u>	<u>FMV @ Date of Receipt</u>	<u>Actual Date of Receipt</u>
					9,377 10	01/02/08
					89,070 00	01/04/08
					17,762 90	01/07/08
					14,767 40	01/07/08
					17,566 32	01/07/08
					47,060 00	01/07/08
					17,044 05	01/07/08
					18,043 35	01/07/08
					19,804 65	01/07/08
					16,800 75	01/07/08
					16,808 00	01/07/08
					17,853 05	01/07/08
					16,351 30	01/07/08
					16,968 00	01/07/08
					17,173 20	01/07/08
					6,811 58	01/09/08
					326,510.16	01/09/08
					10,747 08	01/09/08
					3,883 00	01/10/08
					30,486 00	01/10/08
					27,738 28	01/11/08
					46,370 00	01/15/08
					27,060 00	01/16/08
					4,877 75	01/23/08
					6,053 10	01/23/08
					5,813 00	01/24/08
					5,833 85	01/24/08
					6,227 50	01/24/08
					14,994 20	01/25/08
					25,396 00	01/28/08
					21,650 00	01/29/08
					6,476 82	01/30/08
					10,022.30	01/30/08
					22,440 00	01/30/08
					22,142 70	01/30/08
					20,746 10	02/04/08
					26,875.20	02/06/08
					26,720.00	02/08/08
					24,917 32	02/08/08
					34,318 08	02/08/08
					29,200 00	02/08/08
					43,017 42	02/11/08
					38,918 62	02/13/08
					60,662 00	02/13/08
					110,187 00	02/13/08
					56,680 00	02/13/08
					58,830 00	02/13/08
					5,223 40	02/13/08
					5,011 00	02/13/08
					96,628.87	02/13/08
					125,089 00	02/13/08
					67,110 00	02/13/08
					27,258.75	02/14/08
					6,175.00	02/14/08
					8,768 14	02/14/08
					2,779 50	02/14/08
					2,779 50	02/14/08
					9,136 60	02/14/08
					6,409 20	02/14/08
					7,493 60	02/14/08
					31 839 00	02/14/08

CITI GIFT  
2008 SECURITY CONTRIBUTIONS

- holdings at 12/31/08

<u>Tracking Number</u>	<u>Primary Donor Name</u>	<u>Contrib ion Type</u>	<u>Shares</u>	<u>Security Name</u>	<u>FMV @ Date of Receipt</u>	<u>Actual Date of Receipt</u>
					9,468 00	02/14/08
					11,037 32	02/14/08
					35,197.50	02/14/08
					10,879 86	02/14/08
					10,134 72	02/14/08
					39,787 00	02/14/08
					38,135 69	02/14/08
					43,875 00	02/15/08
					10,054 00	02/20/08
					8,779 20	02/20/08
					19,707 50	02/20/08
					17,342 50	02/20/08
					9,040.00	02/20/08
					37,080 00	02/22/08
					92,673 00	02/25/08
					64,512 39	02/25/08
					71,514 00	02/26/08
					71,912 00	02/26/08
					22,652 28	02/26/08
					20,757 50	02/26/08
					31,937 50	02/27/08
					9,400.32	02/28/08
					10,431.45	02/28/08
					16,027 00	02/29/08
					14,406 00	02/29/08
					51,489 00	02/29/08
					39,930.00	02/29/08
					1,915.00	02/29/08
					91,520 00	02/29/08
					21,280 00	02/29/08
					35,150 00	02/29/08
					39,600.00	02/29/08
					24,202 00	02/29/08
					63,210 00	02/29/08
					36,480 00	02/29/08
					20,722 00	02/29/08
					01,192 37	02/29/08
					47,341 00	02/29/08
					28,704 00	02/29/08
					42,389 00	02/29/08
					31,458 00	02/29/08
					49,240 16	02/29/08
					11,318 00	02/29/08
					32,052 00	02/29/08
					16,807 00	02/29/08
					20,662 32	02/29/08
					4,411 12	03/05/08
					6,224 40	03/05/08
					20,755 20	03/05/08
					35,775 00	03/05/08
					16,898 40	03/05/08
					71,932 98	03/07/08
					28,476 00	03/10/08
					25,478.75	03/13/08
					9,262 00	03/13/08
					9,875 58	03/14/08
					960.07	03/14/08
					11,172 48	03/14/08
					8,844 30	03/14/08
					1,755 98	03/14/08
					2,416 70	03/14/08



CITI GIFT  
2008 SECURITY CONTRIBUTIONS

- holdings at 12/31/08

<u>Tracking Number</u>	<u>Primary Donor Name</u>	<u>Contribution Type</u>	<u>Shares</u>	<u>Security Name</u>	<u>FMV @ Date of Receipt</u>	<u>Actual Date of Receipt</u>
					4,695.60	03/14/08
					25,376.00	03/14/08
					2,042.22	03/14/08
					4,685.85	03/14/08
					5,043.50	03/14/08
					1,692.75	03/14/08
					50,232.00	03/19/08
					14,034.00	03/19/08
					11,317.25	03/19/08
					77,075.22	03/20/08
					6,104.00	03/20/08
					53,124.72	03/28/08
					11,333.52	03/31/08
					27,188.00	04/02/08
					27,230.00	04/02/08
					58,800.00	04/08/08
					33,664.00	04/08/08
					43,900.00	04/11/08
					26,042.40	04/11/08
					21,267.00	04/11/08
					35,924.00	04/14/08
					22,425.00	04/14/08
					8,335.50	04/17/08
					22,560.00	04/17/08
					9,589.32	04/17/08
					8,004.00	04/17/08
					29,620.00	04/21/08
					7,266.12	04/22/08
					6,332.84	04/22/08
					35,595.00	04/22/08
					1,825.14	04/22/08
					2,387.88	04/22/08
					702.72	04/22/08
					3,550.00	04/22/08
					10,938.00	04/23/08
					14,346.00	04/23/08
					11,337.30	04/23/08
					1,390.48	04/29/08
					1,343.20	04/29/08
					1,558.40	04/29/08
					3,310.34	04/29/08
					1,584.33	04/29/08
					2,679.00	04/29/08
					3,623.18	04/29/08
					834.60	04/29/08
					2,585.53	04/29/08
					1,171.84	04/29/08
					1,476.54	04/29/08
					794.16	04/29/08
					1,556.17	04/29/08
					134.24	04/29/08
					4,382.90	04/29/08
					3,495.81	04/29/08
					2,454.12	04/29/08
					1,971.84	04/29/08
					1,447.47	04/29/08
					1,385.67	04/29/08
					1,178.76	04/29/08
					3,673.44	04/29/08
					3,170.88	04/29/08

CITI GIFT  
2008 SECURITY CONTRIBUTIONS

- holdings at 12/31/08

<u>Tracking Number</u>	<u>Primary Donor Name</u>	<u>Contribut ion Type</u>	<u>Shares</u>	<u>Security Name</u>	<u>FMV @ Date of Receipt</u>	<u>Actual Date of Receipt</u>
					2,674.32	04/29/08
					2,221.70	04/29/08
					1,174.25	04/29/08
					1,895.00	04/29/08
					19,439.43	04/29/08
					802.62	04/29/08
					1,972.88	04/29/08
					1,197.90	04/29/08
					2,981.16	04/29/08
					1,606.11	04/29/08
					1,616.16	04/29/08
					247.20	04/29/08
					2,273.92	04/29/08
					1,308.78	04/29/08
					1,502.40	04/29/08
					1,101.48	04/29/08
					2,581.34	04/29/08
					2,461.50	04/29/08
					666.30	04/29/08
					1,458.78	04/29/08
					1,176.88	04/29/08
					2,994.72	04/29/08
					1,336.19	04/29/08
					1,652.70	04/29/08
					1,114.75	04/29/08
					1,174.36	04/29/08
					1,309.44	04/29/08
					1,201.60	04/29/08
					4,003.74	04/29/08
					1,965.60	04/29/08
					1,115.00	04/29/08
					3,493.88	04/29/08
					2,306.92	04/29/08
					1,110.12	04/29/08
					1,304.45	04/29/08
					1,397.10	04/29/08
					2,789.82	04/29/08
					1,210.45	04/29/08
					3,736.50	04/29/08
					1,588.16	04/29/08
					3,522.72	04/29/08
					1,345.40	04/29/08
					10,031.28	04/29/08
					1,119.00	04/29/08
					574.56	04/29/08
					2,848.92	04/29/08
					1,221.41	04/29/08
					827.64	04/29/08
					2,061.72	04/29/08
					1,197.06	04/29/08
					2,160.32	04/29/08
					1,702.48	04/29/08
					1,187.29	04/29/08
					2,523.40	04/29/08
					3,056.24	04/29/08
					2,701.90	04/29/08
					938.90	04/29/08
					1,042.47	04/29/08
					1,297.24	04/29/08
					1,835.75	04/29/08
					437.41	04/29/08

CITI GIFT  
2008 SECURITY CONTRIBUTIONS

- holdings at 12/31/08

<u>Tracking Number</u>	<u>Primary Donor Name</u>	<u>Contrib ion Type</u>	<u>Shares</u>	<u>Security Name</u>	<u>FMV @ Date of Receipt</u>	<u>Actual Date of Receipt</u>
					1,530.90	04/29/08
					1,813.44	04/29/08
					1,482.04	04/29/08
					1,316.91	04/29/08
					1,841.45	04/29/08
					2,187.76	04/29/08
					872.64	04/29/08
					1,383.04	04/29/08
					1,235.30	04/29/08
					4,211.72	04/29/08
					2,321.01	04/29/08
					4,290.87	04/29/08
					621.72	04/29/08
					1,001.16	04/29/08
					2,646.80	04/29/08
					1,469.80	04/29/08
					1,192.08	04/29/08
					1,127.83	04/29/08
					1,206.45	04/29/08
					1,566.44	04/29/08
					1,002.00	04/29/08
					1,685.34	04/29/08
					1,069.17	04/29/08
					3,047.72	04/29/08
					1,196.64	04/29/08
					1,613.52	04/29/08
					763.77	04/29/08
					1,614.87	04/29/08
					3,151.67	04/29/08
					5,032.48	04/30/08
					8,992.50	04/30/08
					8,813.76	05/02/08
					2,414.88	05/06/08
					4,404.00	05/08/08
					9,438.00	05/08/08
					5,035.00	05/09/08
					1,843.00	05/12/08
					0,420.00	05/12/08
					4,621.31	05/13/08
					9,703.00	05/13/08
					7,058.00	05/14/08
					7,084.75	05/15/08
					7,536.50	05/15/08
					2,540.40	05/19/08
					9,281.47	05/19/08
					39.10	05/19/08
					1,215.20	05/19/08
					0,172.24	05/19/08
					3,614.73	05/19/08
					1,263.18	05/19/08
					5,152.00	05/20/08
					8,199.45	05/20/08
					5,253.93	05/23/08
					5,343.80	05/23/08
					9,448.00	05/27/08
					0,073.16	05/27/08
					5,089.50	05/29/08
					0,968.00	05/29/08
					5,100.00	05/29/08
					4,406.00	05/30/08

CITI GIFT  
2008 SECURITY CONTRIBUTIONS

- holdings at 12/31/08

<u>Tracking</u> <u>Number</u>	<u>Primary Donor Name</u>	<u>Contribut</u> <u>ion Type</u>	<u>Shares</u>	<u>Security Name</u>	<u>FMV @ Date of</u> <u>Receipt</u>	<u>Actual</u> <u>Date of</u> <u>Receipt</u>
					148,850.00	05/30/08
					129,885.00	06/02/08
					224,362.11	06/02/08
					8,438.46	06/05/08
					8,616.40	06/05/08
					8,616.40	06/05/08
					12,494.00	06/06/08
					25,576.00	06/06/08
					95,845.20	06/06/08
					55,674.68	06/09/08
					53,997.92	06/09/08
					30,084.90	06/09/08
					3,609.44	06/09/08
					19,893.06	06/09/08
					11,602.92	06/09/08
					13,953.72	06/09/08
					21,664.42	06/09/08
					23,328.00	06/09/08
					5,759.37	06/09/08
					7,989.00	06/09/08
					11,190.15	06/09/08
					13,694.40	06/09/08
					18,722.34	06/09/08
					7,822.22	06/09/08
					24,081.60	06/09/08
					45,545.90	06/09/08
					27,921.00	06/11/08
					6,270.45	06/13/08
					4,563.30	06/13/08
					7,400.48	06/13/08
					11,437.40	06/13/08
					135,555.84	06/16/08
					185,570.91	06/16/08
					29,138.48	06/16/08
					182,806.60	06/16/08
					670.95	06/16/08
					25,124.10	06/16/08
					21,537.95	06/18/08
					13,381.50	06/20/08
					17,514.50	06/20/08
					5,520.00	06/20/08
					16,993.60	06/20/08
					76,504.50	06/23/08
					84,532.80	06/23/08
					91,622.25	06/23/08
					32,385.00	06/26/08
					24,498.60	06/26/08
					4,955.20	07/01/08
					30,800.00	07/01/08
					11,899.86	07/01/08
					14,436.96	07/02/08
					86,160.00	07/02/08
					43,475.00	07/07/08
					12,298.56	07/08/08
					4,886.28	07/09/08
					357,700.00	07/09/08
					8,119.80	07/15/08
					13,561.35	07/15/08
					8,482.32	07/15/08
					8,127.84	07/15/08
					7,580.00	07/16/08

CITI GIFT  
2008 SECURITY CONTRIBUTIONS

- holdings at 12/31/08

<u>Tracking</u> <u>Number</u>	<u>Primary Donor Name</u>	<u>Contrib</u> <u>ion Type</u>	<u>Shares</u>	<u>Security Name</u>	<u>FMV @ Date of</u> <u>Receipt</u>	<u>Actual</u> <u>Date of</u> <u>Receipt</u>
					5,635.70	07/16/08
					6,464.80	07/16/08
					26,617.90	07/16/08
					5,596.80	07/16/08
					5,023.98	07/18/08
					16,755.00	07/18/08
					20,670.00	07/21/08
					24,140.34	07/21/08
					19,917.09	07/21/08
					5,467.00	07/21/08
					16,166.40	07/23/08
					24,939.00	07/23/08
					208.00	07/23/08
					325,000.00	07/23/08
					8,792.28	07/24/08
					10,505.76	07/24/08
					43,710.00	07/28/08
					7,205.00	07/30/08
					27,860.00	07/30/08
					856.02	07/30/08
					13,426.00	08/04/08
					31,540.00	08/05/08
					41,058.00	08/06/08
					24,770.00	08/06/08
					4,993.20	08/06/08
					101,548.23	08/07/08
					70,560.00	08/08/08
					4,096.00	08/11/08
					4,510.90	08/12/08
					4,841.57	08/14/08
					26,980.00	08/14/08
					33,570.00	08/14/08
					5,904.00	08/14/08
					5,670.00	08/15/08
					6,982.56	08/18/08
					6,128.00	08/19/08
					26,143.50	08/21/08
					29,452.00	08/22/08
					26,315.41	08/26/08
					50,490.00	08/27/08
					100,824.00	08/27/08
					10,111.20	08/27/08
					5,606.10	08/28/08
					4,810.00	08/29/08
					990.19	08/29/08
					5,000.04	08/29/08
					155,000.00	09/02/08
					1,187.33	09/09/08
					1,782.49	09/09/08
					2,141.60	09/09/08
					2,312.85	09/15/08
					171,709.34	09/16/08
					213,654.00	09/16/08
					199,872.00	09/16/08
					199,980.00	09/16/08
					199,704.00	09/16/08
					39,998.40	09/16/08
					474,686.40	09/17/08
					352,598.40	09/17/08
					197,748.00	09/17/08
					899,964.00	09/17/08

CITI GIFT  
2008 SECURITY CONTRIBUTIONS

- holdings at 12/31/08

<u>Tracking Number</u>	<u>Primary Donor Name</u>	<u>Contribut ion Type</u>	<u>Shares</u>	<u>Security Name</u>	<u>FMV @ Date of Receipt</u>	<u>Actual Date of Receipt</u>
					433,650 00	09/19/08
					98,256.00	09/22/08
					4,967.04	09/23/08
					26,254 41	09/23/08
					30,087.20	09/29/08
					32,726 12	10/01/08
					39,064 80	10/01/08
					26,151 70	10/01/08
					21,873.60	10/01/08
					22,500 00	10/03/08
					35,060.00	10/03/08
					51,579 00	10/06/08
					52,780 00	10/08/08
					4,626 56	10/09/08
					53 35	10/09/08
					5,758 00	10/09/08
					3,749 76	10/09/08
					39,398 40	10/09/08
					6,800 00	10/10/08
					3,741 60	10/10/08
					7,570 00	10/10/08
					30,051 00	10/10/08
					139,518 00	10/13/08
					39,518 00	10/13/08
					2,467.85	10/14/08
					7,330 20	10/22/08
					9,440 00	10/22/08
					7,467 70	10/22/08
					9,799 20	10/22/08
					16,313.40	10/23/08
					27,760.00	10/30/08
					21,789.70	10/30/08
					21,866.64	10/30/08
					2,658.00	11/03/08
					16,725 00	11/05/08
					99,022.00	11/10/08
					6,427 30	11/11/08
					6,920 00	11/11/08
					24,755 90	11/11/08
					5,218 50	11/11/08
					4,532 68	11/13/08
					1,201 09	11/13/08
					228 88	11/13/08
					1,405.56	11/13/08
					378 42	11/13/08
					2,151 10	11/13/08
					575 63	11/13/08
					555 12	11/13/08
					2,585 20	11/13/08
					628 32	11/14/08
					1,333 80	11/14/08
					20,622.00	11/14/08
					26,060 40	11/17/08
					7,637 76	11/18/08
					14,570 00	11/21/08
					6,068.00	11/21/08
					18,952.50	11/21/08
					11,416.00	11/21/08
					14,587.50	11/21/08
					15,772.50	11/21/08
					22,475 00	11/21/08

CITI GIFT  
2008 SECURITY CONTRIBUTIONS

- holdings at 12/31/08

<u>Tracking Number</u>	<u>Primary Donor Name</u>	<u>Contribut ion Type</u>	<u>Shares</u>	<u>Security Name</u>	<u>FMV @ Date of Receipt</u>	<u>Actual Date of Receipt</u>
					4,286.04	11/28/08
					53,316.50	12/01/08
					4,598.00	12/08/08
					6,532.00	12/08/08
					53,340.00	12/09/08
					192,666.00	12/09/08
					19,796.65	12/09/08
					24,017.50	12/11/08
					52,013.00	12/11/08
					40,010.00	12/11/08
					22,197.78	12/11/08
					20,135.00	12/11/08
					3,152.00	12/11/08
					29,065.00	12/12/08
					11,542.00	12/15/08
					24,635.00	12/15/08
					23,985.00	12/15/08
					208,920.00	12/15/08
					7,170.00	12/15/08
					5,574.40	12/16/08
					14,890.00	12/16/08
					5,005.36	12/17/08
					33,084.80	12/17/08
					19,985.20	12/17/08
					9,105.00	12/17/08
					13,980.00	12/17/08
					8,270.00	12/17/08
					221,200.00	12/17/08
					10,398.00	12/18/08
					310,560.00	12/18/08
					2,929.74	12/18/08
					22,680.00	12/18/08
					11,662.00	12/18/08
					2,315.00	12/18/08
					14,091.00	12/18/08
					19,250.00	12/18/08
					5,219.50	12/18/08
					6,114.18	12/18/08
					5,720.22	12/18/08
					13,852.74	12/18/08
					8,098.28	12/18/08
					9,792.48	12/18/08
					24,245.00	12/18/08
					10,412.00	12/19/08
					7,480.00	12/19/08
					5,123.00	12/19/08
					22,360.00	12/19/08
					4,672.26	12/19/08
					26,296.50	12/19/08
					8,866.00	12/19/08
					21,798.00	12/19/08
					7,254.00	12/19/08
					2,064.00	12/19/08
					4,481.40	12/19/08
					14,336.00	12/19/08
					24,700.00	12/19/08
					6,977.60	12/22/08
					5,996.12	12/22/08
					35,956.80	12/22/08
					8,324.40	12/22/08
					6,336.80	12/22/08

CITI GIFT  
2008 SECURITY CONTRIBUTIONS

- holdings at 12/31/08

<u>Tracking Number</u>	<u>Primary Donor Name</u>	<u>Contrib ion Type</u>	<u>Shares</u>	<u>Security Name</u>	<u>FMV @ Date of Receipt</u>	<u>Actual Date of Receipt</u>
					443.80	12/22/08
					50,213.24	12/22/08
					10,098.56	12/22/08
					21,846.50	12/22/08
					22,290.06	12/22/08
					24,382.25	12/23/08
					17,588.00	12/23/08
					8,650.00	12/23/08
					28,965.00	12/23/08
						12/24/08
					6,318.00	12/24/08
					3,789.00	12/24/08
					29,850.00	12/24/08
					17,065.04	12/24/08
					50,365.70	12/24/08
					6,804.00	12/24/08
					9,058.50	12/24/08
					14,941.85	12/24/08
					29,899.80	12/24/08
					9,446.46	12/24/08
					12,311.25	12/26/08
					3,343.50	12/26/08
					13,508.25	12/26/08
					9,010.80	12/26/08
					9,921.00	12/26/08
					24,907.50	12/26/08
					25,022.80	12/29/08
					10,768.00	12/29/08
					39,010.00	12/29/08
					25,000.00	12/29/08
					29,350.00	12/29/08
					11,118.00	12/29/08
					10,534.70	12/29/08
					73,380.00	12/30/08
					15,354.86	12/30/08
					14,932.10	12/30/08
					78,590.00	12/30/08
					9.36	12/30/08
					7,910.00	12/30/08
					6,043.40	12/30/08
					5,143.32	12/31/08
					2,554.56	12/31/08
					2,554.56	12/31/08
					579.67	12/31/08
					19,983.22	12/31/08
					10,815.00	12/31/08
					<u>066,871.12</u>	
					(3,834.00)	
					<u>063,037.12</u>	



Tracking	Primary Donor Name	Address 1	City	State	Zipcode
----------	--------------------	-----------	------	-------	---------

Tracking	Primary Donor Name	Address 1	City	State	Zipcode

Tracking	Primary Donor Name	Address 1	City	State	Zipcode
----------	--------------------	-----------	------	-------	---------

Tracking	Primary Donor Name	Address 1	City	State	Zipcode
----------	--------------------	-----------	------	-------	---------

Tracking	Primary Donor Name	Address 1	City	State	Zipcode
----------	--------------------	-----------	------	-------	---------

Tracking	Primary Donor Name	Address 1	City	State	Zipcode
----------	--------------------	-----------	------	-------	---------

Tracking	Primary Donor Name	Address 1	City	State	Zipcode
----------	--------------------	-----------	------	-------	---------

Tracking	Primary Donor Name	Address 1	City	State	Zipcode
----------	--------------------	-----------	------	-------	---------



Tracking	Primary Donor Name	Address 1	City	State	Zipcode
----------	--------------------	-----------	------	-------	---------

Tracking	Primary Donor Name	Address 1	City	State	Zipcode
----------	--------------------	-----------	------	-------	---------

Tracking	Primary Donor Name	Address 1	City	State	Zipcode
----------	--------------------	-----------	------	-------	---------

Tracking	Primary Donor Name	Address 1	City	State	Zipcode
----------	--------------------	-----------	------	-------	---------

Tracking:	Primary Donor Name	Address 1	City	State	Zipcode
-----------	--------------------	-----------	------	-------	---------

Tracking	Primary Donor Name	Address 1	City	State	Zipcode
----------	--------------------	-----------	------	-------	---------

**SCHEDULE D  
(Form 990)**

**Supplemental Financial Statements**

OMB No 1545-0047

**2008**

**Open to Public Inspection**

Department of the Treasury  
Internal Revenue Service

▶ **Attach to Form 990. To be completed by organizations that answered "Yes," to Form 990, Part IV, line 6, 7, 8, 9, 10, 11, or 12**

Name of the organization **MORGAN STANLEY SMITH BARNEY GLOBAL IMPACT FUNDING TRUST, INC.**

Employer identification number  
**52-7082731**

**Part I Organizations Maintaining Donor Advised Funds or Other Similar Funds or Accounts. Complete if the organization answered "Yes" to Form 990, Part IV, line 6**

	(a) Donor advised funds	(b) Funds and other accounts
1 Total number at end of year . . . . .	1,553	1,553
2 Aggregate contributions to (during year) . . . . .	855.	855.
3 Aggregate grants from (during year) . . . . .	6,759.	6,759
4 Aggregate value at end of year . . . . .	240,480,221.	240,480,221.

5 Did the organization inform all donors and donor advisors in writing that the assets held in donor advised funds are the organization's property, subject to the organization's exclusive legal control? . . . . .  Yes  No

6 Did the organization inform all grantees, donors, and donor advisors in writing that grant funds may be used only for charitable purposes and not for the benefit of the donor or donor advisor or other impermissible private benefit? . . . . .  Yes  No

**Part II Conservation Easements. Complete if the organization answered "Yes" to Form 990, Part IV, line 7**

1 Purpose(s) of conservation easements held by the organization (check all that apply)

<input type="checkbox"/> Preservation of land for public use (e.g., recreation or pleasure)	<input type="checkbox"/> Preservation of an historically important land area
<input type="checkbox"/> Protection of natural habitat	<input type="checkbox"/> Preservation of certified historic structure
<input type="checkbox"/> Preservation of open space	

2 Complete lines 2a-2d if the organization held a qualified conservation contribution in the form of a conservation easement on the last day of the tax year

	Held at the End of the Year
a Total number of conservation easements . . . . .	2a
b Total acreage restricted by conservation easements . . . . .	2b
c Number of conservation easements on a certified historic structure included in (a) . . . . .	2c
d Number of conservation easements included in (c) acquired after 8/17/06 . . . . .	2d

3 Number of conservation easements modified, transferred, released, extinguished, or terminated by the organization during the taxable year ▶ \_\_\_\_\_

4 Number of states where property subject to conservation easement is located ▶ \_\_\_\_\_

5 Does the organization have a written policy regarding the periodic monitoring, inspection, violations, and enforcement of the conservation easements it holds? . . . . .  Yes  No

6 Staff or volunteer hours devoted to monitoring, inspecting, and enforcing easements during the year ▶ \_\_\_\_\_

7 Amount of expenses incurred in monitoring, inspecting, and enforcing easements during the year ▶ \$ \_\_\_\_\_

8 Does each conservation easement reported on line 2(d) above satisfy the requirements of section 170(h)(4)(B)(i) and 170(h)(4)(B)(ii)? . . . . .  Yes  No

9 In Part XIV, describe how the organization reports conservation easements in its revenue and expense statement, and balance sheet, and include, if applicable, the text of the footnote to the organization's financial statements that describes the organization's accounting for conservation easements

**Part III Organizations Maintaining Collections of Art, Historical Treasures, or Other Similar Assets. Complete if the organization answered "Yes" to Form 990, Part IV, line 8**

1a If the organization elected, as permitted under SFAS 116, not to report in its revenue statement and balance sheet works of art, historical treasures, or other similar assets held for public exhibition, education, or research in furtherance of public service, provide, in Part XIV, the text of the footnote to its financial statements that describes these items

b If the organization elected, as permitted under SFAS 116, to report in its revenue statement and balance sheet works of art, historical treasures, or other similar assets held for public exhibition, education, or research in furtherance of public service, provide the following amounts relating to these items

(i) Revenues included in Form 990, Part VIII, line 1 . . . . . ▶ \$ \_\_\_\_\_

(ii) Assets included in Form 990, Part X . . . . . ▶ \$ \_\_\_\_\_

2 If the organization received or held works of art, historical treasures, or other similar assets for financial gain, provide the following amounts required to be reported under SFAS 116 relating to these items

a Revenues included in Form 990, Part VIII, line 1 . . . . . ▶ \$ \_\_\_\_\_

b Assets included in Form 990, Part X . . . . . ▶ \$ \_\_\_\_\_

For Privacy Act and Paperwork Reduction Act Notice, see the Instructions for Form 990

Schedule D (Form 990) 2008

Part III Organizations Maintaining Collections of Art, Historical Treasures, or Other Similar Assets (continued)

3 Using the organization's accession and other records, check any of the following that are a significant use of its collection items (check all that apply)

- a Public exhibition, b Scholarly research, c Preservation for future generations, d Loan or exchange programs, e Other

4 Provide a description of the organization's collections and explain how they further the organization's exempt purpose in Part XIV

5 During the year, did the organization solicit or receive donations of art, historical treasures, or other similar assets to be sold to raise funds rather than to be maintained as part of the organization's collection? Yes No

Part IV Trust, Escrow and Custodial Arrangements. Complete if organization answered "Yes" to Form 990, Part IV, line 9, or reported an amount on Form 990, Part X, line 21

1a Is the organization an agent, trustee, custodian or other intermediary for contributions or other assets not included on Form 990, Part X? Yes No

b If "Yes," explain the arrangement in Part XIV and complete the following table

Table with 2 columns: Description (1c-1f) and Amount

2a Did the organization include an amount on Form 990, Part X, line 21? Yes No

b If "Yes," explain the arrangement in Part XIV

Part V Endowment Funds. Complete if organization answered "Yes" to Form 990, Part IV, line 10

Table with 6 columns: (a) Current Year, (b) Prior year, (c) Two years back, (d) Three years back, (e) Four years back. Rows 1a-1g

2 Provide the estimated percentage of the year end balance held as

- a Board designated or quasi-endowment %
b Permanent endowment %
c Term endowment %

3a Are there endowment funds not in the possession of the organization that are held and administered for the organization by

Table with 2 columns: Yes, No. Rows 3a(i) unrelated organizations, 3a(ii) related organizations, 3b

4 Describe in Part XIV the intended uses of the organization's endowment funds

Part VI Investments - Land, Buildings, and Equipment. See Form 990, Part X, line 10

Table with 5 columns: (a) Cost or other basis (investment), (b) Cost or other basis (other), (c) Depreciation, (d) Book value. Rows 1a-1e

Total. Add lines 1a-1e (Column (d) should equal Form 990, Part X, column (B), line 10(c))



**Part VII Investments - Other Securities. See Form 990, Part X, line 12**

(a) Description of security or category (including name of security)	(b) Book value	(c) Method of valuation Cost or end-of-year market value
Financial derivatives and other financial products . . . . .		
Closely-held equity interests . . . . .		
Other <u>SEE STATEMENT 3</u> -----		
-----		
-----		
-----		
-----		
-----		
-----		
-----		
-----		
<b>Total.</b> (Column (b) should equal Form 990, Part X, col (B) line 12) ▶	131,299,289.	

**Part VIII Investments - Program Related. See Form 990, Part X, line 13.**

(a) Description of investment type	(b) Book value	(c) Method of valuation Cost or end-of-year market value
<b>Total.</b> (Column (b) should equal Form 990 Part X col (B) line 13) ▶		

**Part IX Other Assets. See Form 990, Part X, line 15.**

(a) Description	(b) Book value
<b>Total.</b> (Column (b) should equal Form 990 Part X col (B) line 15) ▶	

**Part X Other Liabilities. See Form 990, Part X, line 25**

(a) Description of liability	(b) Amount
Federal income taxes	
<b>Total.</b> (Column (b) should equal Form 990 Part X col (B) line 25) ▶	

In Part XIV, provide the text of the footnote to the organization's financial statements that reports the organization's liability for uncertain tax positions under FIN 48

**Part XI Reconciliation of Change in Net Assets from Form 990 to Financial Statements**

1	Total revenue (Form 990, Part VIII, column (A), line 12)	1	-1,832,907.
2	Total expenses (Form 990, Part IX, column (A), line 25)	2	76,314,593
3	Excess or (deficit) for the year Subtract line 2 from line 1	3	-18,147,500.
4	Net unrealized gains (losses) on investments	4	-10,714,471.
5	Donated services and use of facilities	5	
6	Investment expenses	6	-116,242.
7	Prior period adjustments	7	-677,445.
8	Other (Describe in Part XIV)	8	
9	Total adjustments (net) Add lines 4-8	9	-11,508,158.
10	Excess or (deficit) for the year per financial statements Combine lines 3 and 9	10	-89,655,658.

**Part XII Reconciliation of Revenue per Audited Financial Statements With Revenue per Return**

1	Total revenue, gains, and other support per audited financial statements	1	-13,288,643.
2	Amounts included on line 1 but not on Form 990, Part VIII, line 12		
a	Net unrealized gains on investments	2a	-10,714,471.
b	Donated services and use of facilities	2b	
c	Recoveries of prior year grants	2c	
d	Other (Describe in Part XIV)	2d	-449,217.
e	Add lines 2a through 2d	2e	-11,163,688.
3	Subtract line 2e from line 1	3	-2,124,955.
4	Amounts included on Form 990, Part VIII, line 12, but not on line 1		
a	Investment expenses not included on Form 990, Part VIII, line 7b	4a	116,242.
b	Other (Describe in Part XIV)	4b	175,806.
c	Add lines 4a and 4b	4c	292,048.
5	Total revenue Add lines 3 and 4c. (This should equal Form 990, Part I, line 12)	5	-1,832,907.

**Part XIII Reconciliation of Expenses per Audited Financial Statements With Expenses per Return**

1	Total expenses and losses per audited financial statements	1	76,367,108.
2	Amounts included on line 1 but not on Form 990, Part IX, line 25		
a	Donated services and use of facilities	2a	
b	Prior year adjustments	2b	
c	Losses reported on Form 990, Part IX, line 25	2c	
d	Other (Describe in Part XIV)	2d	52,515.
e	Add lines 2a through 2d	2e	52,515.
3	Subtract line 2e from line 1	3	76,314,593.
4	Amounts included on Form 990, Part IX, line 25, but not on line 1		
a	Investment expenses not included on Form 990, Part VIII, line 7b	4a	
b	Other (Describe in Part XIV)	4b	
c	Add lines 4a and 4b	4c	
5	Total expenses Add lines 3 and 4c. (This should equal Form 990, Part I, line 18)	5	76,314,593.

**Part XIV Supplemental Information**

Complete this part to provide the descriptions required for Part II, lines 3, 5, and 9, Part III, lines 1a and 4, Part IV, lines 1b and 2b, Part V, line 4, Part X, Part XI, line 8, Part XII, lines 2d and 4b, and Part XIII, lines 2d and 4b

SEE PAGE 5

-----

-----

-----

-----

-----

-----

-----

-----

-----

-----

**Part XIV** Supplemental Information (continued)

OUT OF PERIOD ADJUSTMENT

THE AMOUNT ON LINE 4B IS AN OUT OF PERIOD ADJUSTMENT RELATED TO THE VALUE OF THE ASSETS IN THE ACCOUNT

TAX COST ADJUSTMENT

THE AMOUNT ON LINE 2D IS A TAX COST ADJUSTMENT RELATED TO THE SALES OF ASSETS IN THE ACCOUNT

**SCHEDULE I  
(Form 990)**

**Grants and Other Assistance to Organizations,  
Governments, and Individuals in the U.S.**

OMB No. 1545-0047

**2008**

**Open to Public  
Inspection**

Department of the Treasury  
Internal Revenue Service

▶ **Complete if the organization answered "Yes," on Form 990, Part IV, lines 21 or 22.**  
▶ **Attach to Form 990.**

Name of the organization <b>MORGAN STANLEY SMITH BARNEY GLOBAL IMPACT FUNDING TRUST, INC.</b>	Employer identification number <b>52-7082731</b>
--------------------------------------------------------------------------------------------------	-----------------------------------------------------

**Part I General Information on Grants and Assistance**

- Does the organization maintain records to substantiate the amount of the grants or assistance, the grantees' eligibility for the grants or assistance, and the selection criteria used to award the grants or assistance?  Yes  No
- Describe in Part IV the organization's procedures for monitoring the use of grant funds in the United States

**Part II Grants and Other Assistance to Governments and Organizations in the United States.** Complete if the organization answered "Yes" on Form 990, Part IV, line 21, for any recipient that received more than \$5,000. Check this box if no one recipient received more than \$5,000. Use Part IV and Schedule I-1 (Form 990) if additional space is needed

1 (a) Name and address of organization or government	(b) EIN	(c) IRC section if applicable	(d) Amount of cash grant	(e) Amount of non-cash assistance	(f) Method of valuation (book FMV appraisal other)	(g) Description of non-cash assistance	(h) Purpose of grant or assistance
SEE ATTACHED			71,037,288.				TO SUPPORT AND INCRE
SEE ATTACHED							PHILANTHROPY

2 Enter total number of section 501(c)(3) and government organizations	▶ 4,960
3 Enter total number of other organizations	▶ 4,960

**Part III** Grants and Other Assistance to Individuals in the United States. Complete if the organization answered "Yes" on Form 990, Part IV, line 22. Use Schedule I-1 (Form 990) if additional space is needed.

(a) Type of grant or assistance	(b) Number of recipients	(c) Amount of cash grant	(d) Amount of non-cash assistance	(e) Method of valuation (book, FMV appraisal, other)	(f) Description of non-cash assistance

**Part IV** Supplemental Information. Complete this part to provide the information required in Part I, line 2, and any other additional information

PART 1 LINE 2 \_\_\_\_\_

SCHEDULE I, PART 1, LINE 2 \_\_\_\_\_

THE ORGANIZATION GOES TO GREAT LENGTHS THROUGH AUDITED MULTILAYERED DUE \_\_\_\_\_

DILIGENCE PROCESSES TO MONITOR THE GRANTS ARE SENT TO APPROVED \_\_\_\_\_

CHARITIES. \_\_\_\_\_

\_\_\_\_\_

\_\_\_\_\_

\_\_\_\_\_

\_\_\_\_\_

\_\_\_\_\_

\_\_\_\_\_

\_\_\_\_\_

\_\_\_\_\_

**SCHEDULE M  
(Form 990)**

Department of the Treasury  
Internal Revenue Service

**Non-Cash Contributions**  
▶ To be completed by organizations that answered  
"Yes" on Form 990, Part IV, lines 29 or 30.  
▶ Attach to Form 990.

OMB No 1545-0047

**2008**

**Open To Public  
Inspection**

Name of the organization **MORGAN STANLEY SMITH BARNEY GLOBAL IMPACT  
FUNDING TRUST, INC.**

Employer identification number  
**52-7082731**

**Part I Types of Property**

	(a) Check if applicable	(b) Number of contributions	(c) Revenues reported on Form 990, Part VIII, line 1g	(d) Method of determining revenues
1 Art-Works of art . . . . .				
2 Art-Historical treasures . . . . .				
3 Art-Fractional interests . . . . .				
4 Books and publications . . . . .				
5 Clothing and household goods . . . . .				
6 Cars and other vehicles . . . . .				
7 Boats and planes . . . . .				
8 Intellectual property . . . . .				
9 Securities-Publicly traded . . . . .				
10 Securities-Closely held stock . . . . .				
11 Securities-Partnership, LLC, or trust interests . . . . .				
12 Securities-Miscellaneous . . . . .	X	604	20,063,037.	SELLING PRICE
13 Qualified conservation contribution (historic structures) . . . . .				
14 Qualified conservation contribution (other) . . . . .				
15 Real estate-Residential . . . . .				
16 Real estate-Commercial . . . . .				
17 Real estate-Other . . . . .				
18 Collectibles . . . . .				
19 Food inventory . . . . .				
20 Drugs and medical supplies . . . . .				
21 Taxidermy . . . . .				
22 Historical artifacts . . . . .				
23 Scientific specimens . . . . .				
24 Archeological artifacts . . . . .				
25 Other ▶ ( _____ )				
26 Other ▶ ( _____ )				
27 Other ▶ ( _____ )				
28 Other ▶ ( _____ )				

29 Number of Forms 8283 received by the organization during the tax year for contributions for which the organization completed Form 8283, Part IV, Donee Acknowledgement . . . . . **29**

	Yes	No
30 a During the year, did the organization receive by contribution any property reported in Part I, line 1-28 that it must hold for at least three years from the date of the initial contribution, and which is not required to be used for exempt purposes for the entire holding period? . . . . .		X
b If "Yes," describe the arrangement in Part II		
31 Does the organization have a gift acceptance policy that requires the review of any non-standard contributions? . . . . .		X
32 a Does the organization hire or use third parties or related organizations to solicit, process, or sell noncash contributions? . . . . .		X
b If "Yes," describe in Part II		
33 If the organization did not report revenues in column (c) for a type of property for which column (a) is checked, describe in Part II		

For Privacy Act and Paperwork Reduction Act Notice, see the Instructions for Form 990

Schedule M (Form 990) 2008

JSA

8E1298 1 000

**Part II** Supplemental Information. Complete this part to provide the information required by Part I, lines 30b, 32b, and 33. Also complete this part for any additional information

Dotted lines for supplemental information input.

**SCHEDULE N**  
(Form 990 or 990-EZ)

Department of the Treasury  
Internal Revenue Service

**Liquidation, Termination, Dissolution, or Significant Disposition of Assets**

To be completed by organizations that answer "Yes" to Form 990, Part IV, lines 31 or 32; or Form 990-EZ, line 36

▶ Attach certified copies of any articles of dissolution, resolutions, or plans

▶ Attach to Form 990 or 990-EZ

OMB No 1545-0047

**2008**

Open to Public  
Inspection

Name of the organization **MORGAN STANLEY SMITH BARNEY GLOBAL IMPACT FUNDING TRUST, INC.**

Employer identification number  
**52-7082731**

**Part I Liquidation, Termination, or Dissolution.** Complete this part if the organization answered "Yes" to Form 990, Part IV, line 31, or Form 990-EZ, line 36. Use Schedule N-1 if additional space is needed.

<b>1</b>	<b>(a) Description of asset(s) distributed or transaction expenses paid</b>	<b>(b) Date of distribution</b>	<b>(c) Fair market value of asset(s) distributed or amount of transaction expenses</b>	<b>(d) Method of determining FMV for asset(s) distributed or transaction expenses</b>	<b>(e) EIN of recipient</b>	<b>(f) Name and address of recipient</b>	<b>(g) IRC section of recipient(s) (if tax-exempt) or type of entity</b>

	<b>Yes</b>	<b>No</b>
<b>2</b> Did or will any officer, director, trustee, or key employee of the organization:		
<b>a</b> Become a director or trustee of a successor or transferee organization?	<b>2 a</b>	
<b>b</b> Become an employee of, or independent contractor for, a successor or transferee organization?	<b>2 b</b>	
<b>c</b> Become a direct or indirect owner of a successor or transferee organization?	<b>2 c</b>	
<b>d</b> Receive or become entitled to compensation or other similar payments as a result of the organization's liquidation, termination, or dissolution?	<b>2 d</b>	
<b>e</b> If the organization answered "Yes" to any of the questions in this line, provide the name of the person involved and explain in Part III ▶		

For Privacy Act and Paperwork Reduction Act Notice, see the Instructions for Form 990

Schedule N (Form 990 or 990-EZ) 2008



**Part I Liquidation, Termination, or Dissolution (continued)**

**Note** If the organization distributed all of its assets during the tax year then Form 990, Part X, column (B) should equal -0-

- 3 Did the organization distribute its assets in accordance with its governing instruments? If "No" describe in Part III . . . . .
- 4a Did the organization request or receive a determination letter from EO Determinations that the organization's exempt status was terminated? . . . . .
- b (If "Yes" provide the date of the letter  )
- 5a Is the organization required to notify the attorney general or other appropriate state official of its intent to dissolve, liquidate or terminate? . . . . .
- b If "Yes," did the organization provide such notice? . . . . .
- 6 Did the organization discharge or pay all liabilities in accordance with state laws? . . . . .
- 7a Did the organization have any tax-exempt bonds outstanding during the year? . . . . .
- b Did the organization discharge or defease tax-exempt bond liabilities in accordance with the Internal Revenue Code and state laws? . . . . .
- c If "Yes" describe in Part III how the organization defeased or otherwise settled these liabilities. If "No" explain in Part III

	Yes	No
3		
4a		
5a		
5b		
6		
7a		
7b		

**Part II Sale, Exchange, Disposition, or Other Transfer of More Than 25% of the Organization's Assets.** Complete this part if the organization answered "Yes" to Form 990, Part IV, line 32, or Form 990-EZ, line 36. Use Schedule N-1 if additional space is needed.

1	(a) Description of asset(s) distributed or transaction expenses paid	(b) Date of distribution	(c) Fair market value of asset(s) distributed or amount of transaction expenses	(d) Method of determining FMV for asset(s) distributed or transaction expenses	(e) EIN of recipient	(f) Name and address of recipient	(g) IRC section of recipient(s) (if tax-exempt) or type of entity
	SEE FORM 990, PAGE 9						
	LINE 7						

- 2 Did or will any officer, director, trustee, or key employee of the organization . . . . .
- a Become a director or trustee of a successor or transferee organization? . . . . .
- b Become an employee of, or independent contractor for, a successor or transferee organization? . . . . .
- c Become a direct or indirect owner of a successor or transferee organization? . . . . .
- d Receive, or become entitled to, compensation or other similar payments as a result of the organization's significant disposition of assets? . . . . .
- e If the organization answered "Yes" to any of the questions in this line, provide the name of the person involved and explain in Part III

	Yes	No
2a		X
2b		X
2c		X
2d		X



FORM 990, PART VI, LINE 17 - STATES

=====

AL, AK, AZ, AR, CA, CO, CT, DE,  
DC, FL, GA, HI, ID, IL, IN, IA, KS, KY, LA, ME, MD, MA, MI,  
MN, MS, MO, MT, NE, NV, NH, NJ, NM, NY, NC, ND, OH, OK, OR, PA,  
RI, SC, SD, TN, TX, UT, VT, VA, WA, WV, WI,

FORM 990, PART VIII - INVESTMENT INCOME

=====

DESCRIPTION	(A) TOTAL REVENUE	(B) RELATED OR EXEMPT REVENUE	(C) UNRELATED BUSINESS REV.	(D) EXCLUDED REVENUE
-----	-----	-----	-----	-----
DIVIDENDS & INTEREST	9,124,030.	-----	-----	-----
TOTALS	9,124,030.	=====	=====	=====

## SCHEDULE D, PART VII - INVESTMENTS - OTHER SECURITIES

DESCRIPTION -----	BOOK VALUE -----	COST OR FMV -----
INVEST (ACCNT 692-17571)		FMV
INVEST (ACCNT 692-17572)		FMV
INVEST (ACCNT 692-17574)		FMV
INVEST (ACCNT 692-17579)	489,226.	FMV
INVEST (ACCNT 692-17581)		FMV
INVEST (ACCNT 692-17582)		FMV
INVEST (ACCNT 692-17583)		FMV
INVEST (ACCNT 692-17584)		FMV
INVEST (ACCNT 692-17586)		FMV
INVEST (ACCNT 692-17588)		FMV
INVEST (ACCNT 692-17589)		FMV
INVEST (ACCNT 692-17593)		FMV
INVEST (ACCNT 692-17594)	7,130,989.	FMV
INVEST (ACCNT 692-17596)		FMV
INVEST (ACCNT 692-17597)		FMV
INVEST (ACCNT 692-17598)		FMV
INVEST (ACCNT 692-17600)		FMV
INVEST (ACCNT 692-17601)	21,651,130.	FMV
INVEST (ACCNT 692-70195)		FMV
INVEST (ACCNT 692-70196)		FMV
INVEST (ACCNT 692-70197)		FMV
INVEST (ACCNT 692-70294)		FMV
INVEST (ACCNT 692-70295)		FMV
INVEST (ACCNT 692-70296)		FMV
INVEST (ACCNT 692-70297)		FMV
INVEST (ACCNT 692-70291)		FMV
INVEST (ACCNT 692-70292)		FMV
INVEST (ACCNT 692-72493)	23,932,223.	FMV
INVEST (ACCNT 692-72494)	41,033,252.	FMV
INVEST (ACCNT 692-72495)	35,617,364.	FMV
INVEST (ACCNT 692-72497)	1,445,105.	FMV
SEE ATTACHED DETAIL		
	-----	
TOTALS	131,299,289.	
	=====	

**SCHEDULE D  
(Form 1041)**

Department of the Treasury  
Internal Revenue Service

**Capital Gains and Losses**

▶ **Attach to Form 1041, Form 5227, or Form 990-T. See the separate instructions for Form 1041 (also for Form 5227 or Form 990-T, if applicable).**

OMB No 1545-0092

**2008**

Name of estate or trust **MORGAN STANLEY SMITH BARNEY GLOBAL IMPACT FUNDING TRUST, INC.**

Employer identification number  
**52-7082731**

Note: Form 5227 filers need to complete only Parts I and II

**Part I Short-Term Capital Gains and Losses - Assets Held One Year or Less**

(a) Description of property (Example 100 shares 7% preferred of "Z" Co)	(b) Date acquired (mo, day, yr)	(c) Date sold (mo, day, yr)	(d) Sales price	(e) Cost or other basis (see page 4 of the instructions)	(f) Gain or (loss) for the entire year Subtract (e) from (d)
<b>1 a</b>					

<b>b</b> Enter the short-term gain or (loss), if any, from Schedule D-1, line 1b	<b>1 b</b>	<b>-30,894,442.</b>
<b>2</b> Short-term capital gain or (loss) from Forms 4684, 6252, 6781, and 8824	<b>2</b>	
<b>3</b> Net short-term gain or (loss) from partnerships, S corporations, and other estates or trusts	<b>3</b>	
<b>4</b> Short-term capital loss carryover Enter the amount, if any, from line 9 of the 2007 Capital Loss Carryover Worksheet	<b>4</b>	( )
<b>5</b> Net short-term gain or (loss). Combine lines 1a through 4 in column (f) Enter here and on line 13, column (3) on the back	<b>5</b>	<b>-30,894,442.</b>

**Part II Long-Term Capital Gains and Losses - Assets Held More Than One Year**

(a) Description of property (Example 100 shares 7% preferred of "Z" Co)	(b) Date acquired (mo, day, yr)	(c) Date sold (mo, day, yr)	(d) Sales price	(e) Cost or other basis (see page 4 of the instructions)	(f) Gain or (loss) for the entire year Subtract (e) from (d)
<b>6 a</b> LONG-TERM CAPITAL GAIN DIVIDENDS					<b>383,806.</b>

<b>b</b> Enter the long-term gain or (loss), if any, from Schedule D-1, line 6b	<b>6 b</b>	<b>-44,057,168</b>
<b>7</b> Long-term capital gain or (loss) from Forms 2439, 4684, 6252, 6781, and 8824	<b>7</b>	
<b>8</b> Net long-term gain or (loss) from partnerships, S corporations, and other estates or trusts	<b>8</b>	
<b>9</b> Capital gain distributions	<b>9</b>	
<b>10</b> Gain from Form 4797, Part I	<b>10</b>	
<b>11</b> Long-term capital loss carryover Enter the amount, if any, from line 14 of the 2007 Capital Loss Carryover Worksheet	<b>11</b>	( )
<b>12</b> Net long-term gain or (loss). Combine lines 6a through 11 in column (f) Enter here and on line 14a, column (3) on the back	<b>12</b>	<b>-43,673,362</b>

For Paperwork Reduction Act Notice, see the Instructions for Form 1041

Schedule D (Form 1041) 2008

<b>Part III Summary of Parts I and II</b>		(1) Beneficiaries' (see page 5)	(2) Estate's or trust's	(3) Total
<b>Caution: Read the instructions before completing this part</b>				
13	Net short-term gain or (loss)	13		-30,894,442
14	Net long-term gain or (loss):			
a	Total for year	14a		-43,673,362.
b	Unrecaptured section 1250 gain (see line 18 of the wrksht)	14b		
c	28% rate gain	14c		
15	Total net gain or (loss). Combine lines 13 and 14a	15		-74,567,804.

Note: If line 15, column (3), is a net gain, enter the gain on Form 1041, line 4 (or Form 990-T, Part I, line 4a) If lines 14a and 15, column (2), are net gains, go to Part V, and do not complete Part IV If line 15, column (3), is a net loss, complete Part IV and the Capital Loss Carryover Worksheet, as necessary

<b>Part IV Capital Loss Limitation</b>	
16	Enter here and enter as a (loss) on Form 1041, line 4 (or Form 990-T, Part I, line 4c, if a trust), the smaller of a The loss on line 15, column (3) or b \$3,000
16	( 3,000.)

Note: If the loss on line 15 column (3), is more than \$3,000, or if Form 1041, page 1, line 22 (or Form 990-T, line 34), is a loss complete the Capital Loss Carryover Worksheet on page 7 of the instructions to figure your capital loss carryover

**Part V Tax Computation Using Maximum Capital Gains Rates**

**Form 1041 filers.** Complete this part only if both lines 14a and 15 in column (2) are gains, or an amount is entered in Part I or Part II and there is an entry on Form 1041, line 2b(2), and Form 1041, line 22, is more than zero  
**Caution:** Skip this part and complete the worksheet on page 8 of the instructions if  
 • Either line 14b, col (2) or line 14c, col (2) is more than zero, or  
 • Both Form 1041, line 2b(1), and Form 4952, line 4g are more than zero

**Form 990-T trusts.** Complete this part only if both lines 14a and 15 are gains, or qualified dividends are included in income in Part I of Form 990-T, and Form 990-T, line 34, is more than zero Skip this part and complete the worksheet on page 8 of the instructions if either line 14b, col (2) or line 14c, col (2) is more than zero

17	Enter taxable income from Form 1041, line 22 (or Form 990-T, line 34)	17	
18	Enter the smaller of line 14a or 15 in column (2) but not less than zero	18	
19	Enter the estate's or trust's qualified dividends from Form 1041, line 2b(2) (or enter the qualified dividends included in income in Part I of Form 990-T)	19	
20	Add lines 18 and 19	20	
21	If the estate or trust is filing Form 4952, enter the amount from line 4g, otherwise, enter -0-	21	
22	Subtract line 21 from line 20 If zero or less, enter -0-	22	
23	Subtract line 22 from line 17 If zero or less, enter -0-	23	
24	Enter the smaller of the amount on line 17 or \$2,200	24	
25	Is the amount on line 23 equal to or more than the amount on line 24? <input type="checkbox"/> Yes. Skip lines 25 and 26, go to line 27 and check the "No" box <input type="checkbox"/> No. Enter the amount from line 23.	25	
26	Subtract line 25 from line 24.	26	
27	Are the amounts on lines 22 and 26 the same? <input type="checkbox"/> Yes. Skip lines 27 thru 30 go to line 31 <input type="checkbox"/> No. Enter the smaller of line 17 or line 22	27	
28	Enter the amount from line 26 (If line 26 is blank, enter -0-)	28	
29	Subtract line 28 from line 27	29	
30	Multiply line 29 by 15% ( 15).	30	
31	Figure the tax on the amount on line 23 Use the 2008 Tax Rate Schedule for Estates and Trusts (see the Schedule G instructions)	31	
32	Add lines 30 and 31	32	
33	Figure the tax on the amount on line 17 Use the 2008 Tax Rate Schedule for Estates and Trusts (see the Schedule G instructions)	33	
34	Tax on all taxable income. Enter the smaller of line 32 or line 33 here and on line 1a of Schedule G, Form 1041 (or line 36 of Form 990-T).	34	

### Continuation Sheet for Schedule D (Form 1041)

2008

▶ See instructions for Schedule D (Form 1041).

▶ Attach to Schedule D to list additional transactions for lines 1a and 6a.

Name of estate or trust <b>MORGAN STANLEY SMITH BARNEY GLOBAL IMPACT</b>	Employer identification number <b>52-7082731</b>
-----------------------------------------------------------------------------	-----------------------------------------------------

**Part I Short-Term Capital Gains and Losses - Assets Held One Year or Less**

(a) Description of property (Example 100 sh 7% preferred of "Z" Co)	(b) Date acquired (mo, day, yr)	(c) Date sold (mo, day, yr)	(d) Sales price (see page 4 of the instructions)	(e) Cost or other basis (see page 4 of the instructions)	(f) Gain or (loss) Subtract (e) from (d)
1a SEE ATTACHED - SHORT TERM			186,279,625.	217,174,067	-30,894,442

<b>1b Total.</b> Combine the amounts in column (f) Enter here and on Schedule D, line 1b . . . . .	<b>-30,894,442.</b>
----------------------------------------------------------------------------------------------------	---------------------





State of Maryland  
Department of  
Assessments and Taxation



Martin O'Malley  
Governor  
C. John Sullivan, Jr  
Director  
Paul B. Anderson  
Administrator

Charter Division

Date: 07/31/2009

CORPORATION SERVICE COMPANY  
STE 1660  
7 ST. PAUL STREET  
BALTIMORE MD 21202

THIS LETTER IS TO CONFIRM ACCEPTANCE OF THE FOLLOWING FILING:

ENTITY NAME : MORGAN STANLEY SMITH BARNEY GLOBAL IMPACT FUNDING TRUST,  
INC.  
DEPARTMENT ID : D05792890  
TYPE OF REQUEST : ARTICLES OF REVIVAL (NON-STOCK) / NAME CHANGE  
DATE FILED : 07-29-2009  
TIME FILED : 01:07 PM  
RECORDING FEE : \$100.00  
EXPEDITED FEE : \$70.00  
COPY FEE : \$24 00  
FILING NUMBER : 1000361998405298  
CUSTOMER ID : 0002311084  
WORK ORDER NUMBER : 0001754122

PLEASE VERIFY THE INFORMATION CONTAINED IN THIS LETTER NOTIFY THIS DEPARTMENT  
IN WRITING IF ANY INFORMATION IS INCORRECT. INCLUDE THE CUSTOMER ID AND THE WORK  
ORDER NUMBER ON ANY INQUIRIES.

Charter Division  
Baltimore Metro Area (410) 767-1350  
Outside Metro Area (888) 246-5941

301 West Preston Street-Room 801-Baltimore, Maryland 21201-2395  
Telephone (410)767-4950 / Toll free in Maryland (888)246-5941  
MRS (Maryland Relay Service) (800)735-2258 TT/Voice- Fax (410)333-7097  
Website. [www.dat.state.md.us](http://www.dat.state.md.us)

0005918564

CACCPPT

ENVELOPE  
POSTMARK DATE NOV 13 2009

**Articles of Revival  
for  
Citi Global Impact Funding Trust, Inc.**

FIRST: The name of the corporation at the time the charter was forfeited was Citi Global Impact Funding Trust, Inc.

SECOND: The name which the corporation will use after revival is Morgan Stanley Smith Barney Global Impact Funding Trust, Inc.

THIRD: The address of the principal office in this state is 6 Park Center Court, Suite 102, Owings Mills, Maryland 21117.

FOURTH: The name of the registered agent is Terri Ackerman.

FIFTH: These Articles of Revival are for the purpose of revival.

SIXTH: At or prior to the filing of these Articles of Revival, the corporation has (a) Paid all fees required by law; (b) Filed all annual reports which should have been filed by the corporation if its charter had not been forfeited; (c) Paid all state and local taxes, except taxes on real estate, and all interest and penalties due by the corporation or which would have become due if the charter had not been forfeited whether or not barred by limitations.

I hereby consent to my designation in this document as resident agent for this corporation

SIGNED *Terri Ackerman*  
Resident Agent


The undersigned who were respectively the last acting president and secretary of the


RECEIVED  
STATE DEPARTMENT OF ASSESSMENTS AND TAXATION  
2009 JUL 29 P 1 11

**STATE OF MARYLAND**

I hereby certify that this is a true and complete copy of the 4  
page document on file in this office. DATE: 7-30-09  
BY: *Walme Clark* STATE DEPARTMENT OF ASSESSMENTS AND TAXATION, Custodian  
This stamp replaces our previous certification system. Effective: 6/12

corporation severally acknowledge the Articles to be their act.

  
Last Acting President

  
Last Acting Secretary

I, Lawrie A. Hesslein, President of Citu Global Impact Funding

Trust, Inc., hereby declare that the previously mentioned corporation has paid all State and local taxes except taxes on real estate, and all interest and penalties due by the corporation or which would have become due if the charter had not been forfeited whether or not barred by limitations.

Lawrie A. Hesslein

I, hereby certify that on June 30, 2009, before me, the subscriber, a notary public of the State of New York, personally appeared Lawrie A Hesslein and made oath under the penalties of perjury that the matters and facts set forth in this affidavit are true to the best of his knowledge, information and belief

As witness my hand and notarized seal Melissa A Hansen  
(signature of notary public)

My Commission expires: May 16, 2010

MELISSA A HANSEN  
Notary Public, State of New York  
No. 01HA6071721  
Qualified in Westchester County  
Commission Expires ~~March 25, 2009~~  
May 16, 2010

NY150576419 1

CUST ID:0002311084  
WORK ORDER:0001754122  
DATE:07-30-2009 01:05 PM  
AMT. PAID:\$194.00

**Calculation of Investment Management, Consulting and Finance Charge Fees**

<u>Branch 692</u>	<b>Consultant Fees</b>	<b>Investment Mgmt Fees</b>	<b>Finance Charge</b>	<b>ADR Fees</b>
CITIBANK CHECKING	20,120 00			
692-17571				
692-17572				
692-17574				
692-17575 - (Grant Account)				
692-17576 - (Operating Account)		3,031,913 54		
692-17578				
692-17579 - (Receipt Account)				
692-17581	44,317 85			
692-17582	47,535 89			
692-17583	52,732 12			
692-17584	22,483 77			1,284 89
692-17586	37,942 41			
692-17588	42,273.68			
692-17589	60,542 10			
692-17593	15,628 70			1,612 05
692-17594	47,248.11			
692-17596	18,484 21			
692-17597	41,379 67			
692-17598	29,454 97			
692-17600	16,061.99			1,690 33
692-17601	171,787 40			
692-17602				
692-17604				
692-17606			24 55	
692-70195	38,892 25			1,915 42
692-70196	24,081 59			1,941 19
692-70197	21,441.15			1,752 47
692-70291	44,008 89			
692-70292	31,340 14			
692-70294	42,909 32			
692-70295	39,160 02			23 66
692-70296	41,481 45			24 66
692-70297	38,624 24			
692-70298				
692-72493		17,802.76		
692-72494		32,138 79		
692-72495		33,186.69		
692-72496				
692-72497		4,820 88		
<b>Total</b>	<b>989,931.92</b>	<b>3,119,862.66</b>	<b>24.55</b>	<b>10,244.67</b>
TOTAL		4,120,063 80		
Travel and Ent		1,617 87		
<b>Total Oth. Exp. Part IX Line 24f</b>		<b>4,121,681.67</b>		

VALUE OF ACCOUNTS AS OF 12/31/2008						
Branch 692	Long Term Gain (Loss)			Short Term Gain/Loss		
	Sales Proceeds	Cost	Gain/Loss	Sales Proceeds	Cost	Gain/Loss
692-17571	13,819,551.57	20,106,619.16	(6,287,067.59)	4,976,352.89	5,720,358.72	(744,005.83)
692-17572	22,979,456.12	29,854,400.76	(6,874,944.64)	6,451,061.17	8,051,883.25	(1,600,822.08)
692-17574	7,222,343.07	8,180,461.34	(958,118.27)	6,671,584.91	8,115,300.30	(1,443,715.39)
692-17575 - (Grant Account)						
692-17576 - (Operating Account)						
692-17578						
692-17579 - (Receipt Account)	958,570.97	977,019.17	(18,448.20)	19,918,605.44	19,999,375.01	(80,769.57)
692-17581	5,470,705.01	5,587,300.40	(116,595.39)	1,430,980.29	1,642,014.54	(211,034.25)
692-17582	4,260,677.60	4,333,117.11	(72,439.51)	3,068,421.49	3,602,645.83	(534,224.34)
692-17583	1,795,080.00	2,429,482.29	(634,402.29)	8,628,893.32	10,689,458.35	(2,060,565.03)
692-17584	3,494,006.28	3,121,701.89	372,304.39	1,221,048.68	1,497,682.84	(276,634.16)
692-17586	1,678,304.94	1,856,844.36	(178,539.42)	400,956.54	422,661.36	(21,704.82)
692-17588	1,778,301.83	2,513,551.67	(735,249.84)	1,113,790.84	1,292,589.51	(178,798.67)
692-17589	2,747,242.85	3,402,739.53	(655,496.68)	5,917,514.24	7,885,449.04	(1,967,934.80)
692-17593	1,594,015.86	1,644,440.52	(50,424.66)	869,765.84	1,265,836.38	(396,070.54)
692-17594	1,322,487.42	1,513,464.15	(190,976.73)	14,705,805.44	14,454,564.07	251,241.37
692-17596	1,739,876.86	1,892,771.86	(152,895.00)	228,025.14	259,615.81	(31,590.67)
692-17597	1,740,743.86	2,447,000.15	(706,256.29)	1,276,203.03	1,530,298.07	(254,095.04)
692-17598	1,426,195.41	1,786,310.39	(360,114.98)	3,082,608.91	4,019,206.84	(936,597.93)
692-17600	1,532,880.75	1,636,722.86	(103,842.11)	1,055,141.11	1,524,552.95	(469,411.84)
692-17601	9,262,631.35	9,896,025.15	(633,393.80)	49,211,782.62	48,518,452.19	693,330.43
692-17602						
692-17604						
692-17606						
692-70195	1,527,701.85	1,659,598.71	(131,896.86)	3,380,519.93	3,900,542.95	(520,023.02)
692-70196	721,460.39	837,084.22	(115,623.83)	969,636.65	1,059,723.32	(90,086.67)

**VALUE OF ACCOUNTS AS OF 12/31/2008**

Branch 692	Long Term Gain (Loss)			Short Term Gain/Loss		
	Sales Proceeds	Cost	Gain/Loss	Sales Proceeds	Cost	Gain/Loss
692-70197	964,200.00	1,130,997.89	(166,797.89)	1,102,073.11	1,245,582.06	(143,508.95)
692-70291	548,192.05	854,309.85	(306,117.80)	8,122,436.82	9,387,241.78	(1,264,804.96)
692-70292	1,490,676.21	1,856,236.57	(365,560.36)	3,302,140.67	4,146,844.34	(844,703.67)
692-70294	1,057,517.12	1,323,126.31	(265,609.19)	3,184,097.53	4,143,530.58	(959,433.05)
692-70295	735,071.37	1,102,127.96	(367,056.59)	1,655,614.37	2,419,124.36	(763,509.99)
692-70296	1,294,447.56	1,691,391.02	(396,943.46)	1,238,135.02	2,072,263.38	(834,128.36)
692-70297	417,876.83	568,051.71	(150,174.88)	6,020,559.06	7,645,950.42	(1,625,391.36)
692-70298						
692-72493	9,978,350.77	17,566,838.04	(7,588,487.27)	8,090,302.58	12,252,540.40	(4,162,237.82)
692-72494	10,823,272.42	19,457,853.00	(8,634,580.58)	9,641,335.63	14,914,224.00	(5,272,888.37)
692-72495	9,827,269.24	17,038,688.37	(7,211,419.13)	8,259,430.07	12,393,006.97	(4,133,576.90)
692-72496						
692-72497				1,084,801.96	1,101,547.45	(16,745.49)
Short Term Gain	(30,894,441.77)					
Long Term Gain	(44,057,168.85)					
Total Capital Gain						
Distributions	383,806.17					
<b>Total</b>	<b>(74,567,804.45)</b>					



CITI GLOBAL IMPACT FUNDING TRUST INC  
A/C #692-17579  
REALIZED GAIN(LOSS)  
12/31/2008

DESCRIPTION	# SHS	DATE ACQUIRED	Date of Sale	COST/ BASIS	Proceeds	Realized Gain(Loss)
Altria Group	1.114	01/10/08	01/14/08	87.75	86.63	(1.12)
Edward A G & Sons	31.000	01/25/08	01/25/08	-	1,155.06	1,155.06
Wachovia	30.000	01/25/08	01/28/08	-	1,094.08	1,094.08
Dodge & Cox	25.191	01/03/08	01/04/08	3,563.00	3,404.88	(158.12)
PETROCHINA CO LTD SPONSORED ADR	54.000	01/02/08	01/04/08	9,377.10	9,498.45	121.35
ALPHA NATURAL RESOURCES INC COM	3,000.000	01/04/08	01/07/08	89,070.00	86,565.77	(2,504.23)
ALTRIA GROUP INC COM	230.000	01/07/08	01/18/08	17,762.90	17,666.61	(96.29)
ANADARKO PETE CORP COM	235.000	01/07/08	01/18/08	14,767.40	13,064.04	(1,703.36)
AT&T INC COM	424.000	01/07/08	01/18/08	17,566.32	15,488.48	(2,077.84)
Banco Bilbao Vizcaya Argentaria	2,000.000	01/07/08	01/08/08	47,060.00	46,402.09	(657.91)
CHEVRON CORP NEW COM	185.000	01/07/08	01/08/08	17,044.05	17,127.40	83.35
COCA COLA CO COM	285.000	01/07/08	01/18/08	18,043.35	17,653.06	(390.29)
KIMBERLY CLARK CORP COM	285.000	01/07/08	01/18/08	19,804.65	18,592.15	(1,212.50)
MARATHON OIL CORP COM	285.000	01/07/08	01/18/08	16,800.75	13,290.60	(3,510.15)
OCCIDENTAL PETE CORP DEL COM	220.000	01/07/08	01/18/18	16,808.00	15,015.10	(1,792.90)
REYNOLDS AMERICAN INC COM	265.000	01/07/08	01/08/08	17,853.05	18,013.52	160.47
SEAGATE TECHNOLOGY SHS	710.000	01/07/08	01/08/08	16,351.00	16,018.06	(333.24)
SEMPRA ENERGY COM	280.000	01/07/08	01/08/08	16,968.00	17,279.23	311.23
TRAVELERS COMPANIES INC COM	330.000	01/07/08	01/08/08	17,173.20	16,958.44	(214.76)
BG GROUP PLC ADR FIN INST N	64.000	01/09/08	01/14/08	6,811.58	6,499.74	(311.84)
HealthSpring, Inc.	17,221.000	01/09/08	01/11/08	326,510.16	377,061.80	50,551.64
TELEFONICA S A SPONSORED ADR	107.000	01/09/08	01/14/08	10,747.08	10,723.48	(23.60)
LAM RESEARCH CORP COM	100.000	01/10/08	01/14/08	3,883.00	3,947.15	64.15
METDTRONIC INC	600.000	01/10/08	01/11/08	30,486.00	30,205.33	(280.67)
INTERNATIONAL BUSINESS MACHSCOM	284.000	01/11/08	01/22/08	27,738.28	28,856.80	1,118.52
ARTHROCARE CORP	1,000.000	01/15/08	01/16/08	46,370.00	45,873.29	(496.71)
Henderson Land Development Co.	3,000.000	01/16/08	01/18/08	27,060.00	26,095.80	(964.20)
AMGEN INC COM	109.000	01/23/08	01/24/08	4,877.75	4,958.57	80.82
Dreyfus Growth Opportunity Fund	735.493	01/23/08	01/24/08	6,053.10	6,141.37	88.27
BIOGEN IDEC INC COM	100.000	01/24/08	01/25/08	5,813.00	5,884.03	71.03
L-3 COMMUNICATIONS HLDGS INCCOM	55.000	01/24/08	01/25/08	5,833.85	5,903.63	69.78
UNITEDHEALTH GROUP INC COM	125.000	01/24/08	01/25/08	6,227.50	6,201.37	(26.13)
HARLEY DAVIDSON INC COM	395.000	01/25/08	01/28/08	14,994.20	14,912.82	(81.38)
BP PLC SPONSORED ADR	400.000	01/28/08	01/28/08	25,396.00	25,231.72	(164.28)
Fording Canadian Coal Trust	500.000	01/29/08	01/30/08	21,650.00	21,490.26	(159.74)
APPLE INC COM	49.000	01/30/08	01/31/08	6,476.82	6,564.94	88.12
COMMERCE BANCORP INC NJ COM	265.000	01/30/08	01/31/08	10,022.30	10,017.28	(5.02)
GILEAD SCIENCES INC COM	510.000	01/30/08	01/31/08	22,440.00	23,133.34	693.34
RWE AG SPONSORED ADR	180.000	01/30/08	01/31/08	22,142.70	22,085.75	(56.95)
L-3 COMMUNICATIONS HLDGS INCCOM	190.000	02/04/08	02/05/08	20,746.10	20,316.47	(429.63)
EXXON MOBIL CORP COM	330.000	02/06/08	02/07/08	26,875.20	26,927.70	52.50
BB&T CORP COM	800.000	02/08/08	02/11/08	26,720.00	26,493.70	(226.30)
Capital World Growth & Income	622.000	02/08/08	02/11/08	24,917.32	24,967.08	49.76
IVY FDS INC ASSET STRAT C	1,296.000	02/08/08	02/11/08	34,318.08	34,142.34	(175.74)
YAHOO INC COM	1,000.000	02/08/08	02/11/08	29,200.00	29,511.67	311.67
CORNING INC COM	1,822.000	02/11/08	02/12/08	43,017.42	43,180.92	163.50
AMGEN INC COM	827.000	02/13/08	02/14/08	38,918.62	38,902.72	(15.90)
BANK OF AMERICA CORPORATION COM	1,400.000	02/13/08	02/14/08	60,662.00	59,938.94	(723.06)
GENERAL ELECTRIC CO COM	3,150.000	02/13/08	02/14/08	110,187.00	108,453.30	(1,733.70)
HOME DEPOT INC COM	2,000.000	02/13/08	02/14/08	56,680.00	55,499.38	(1,180.62)
HONEYWELL INTL INC COM	1,000.000	02/13/08	02/14/08	58,830.00	58,449.35	(380.65)
ISHARES INC MSCI BRAZIL	65.000	02/13/08	02/14/08	5,223.40	5,196.04	(27.36)
ISHARES TR S&P LTN AM 40	20.000	02/13/08	02/14/08	5,011.00	4,960.34	(50.66)
PEPSICO INC COM	1,349.000	02/13/08	02/14/08	96,628.87	96,465.92	(162.95)
PROCTER & GAMBLE CO COM	1,867.000	02/13/08	02/14/08	125,089.00	125,236.98	147.98
RAYTHEON CO COM NEW	1,000.000	02/13/08	02/14/08	67,110.00	66,830.96	(279.04)
ALTRIA GROUP INC COM	375.000	02/14/08	02/15/08	27,258.75	27,401.50	142.75
ASSURANT INC COM	100.000	02/14/08	02/15/08	6,175.00	6,155.59	(19.41)
BG GROUP PLC ADR FIN INST N	77.000	02/14/08	02/15/08	8,768.14	8,434.48	(333.66)
BROWN & BROWN INC COM	150.000	02/14/08	02/15/08	2,779.50	2,770.79	(8.71)
BROWN & BROWN INC COM	150.000	02/14/08	02/15/08	2,779.50	2,770.80	(8.70)
Covance Inc	110.000	02/14/08	02/15/08	9,136.60	9,025.38	(111.22)
Coventry Health Care Inc	120.000	02/14/08	02/15/08	6,409.20	6,400.31	(8.89)
DEVON ENERGY CORP NEW COM	80.000	02/14/08	02/15/08	7,493.60	7,381.51	(112.09)
INTERNATIONAL BUSINESS MACHSCOM	300.000	02/14/08	02/15/08	31,839.00	31,658.65	(180.35)

CITI GLOBAL IMPACT FUNDING TRUST INC  
A/C #692-17579  
REALIZED GAIN(LOSS)  
12/31/2008

DESCRIPTION	# SHS	DATE ACQUIRED	Date of Sale	COST/ BASIS	Proceeds	Realized Gain(Loss)
Partnerre Ltd-BMD	120.000	02/14/08	02/15/08	9,468.00	9,409.88	(58.12)
RWE AG SPONSORED ADR	86.000	02/14/08	02/15/08	11,037.32	10,822.98	(214.34)
SVB FINL GROUP COM	750.000	02/14/08	02/15/08	35,197.50	34,539.52	(657.98)
TELEFONICA S A SPONSORED ADR	129.000	02/14/08	02/15/08	10,879.86	10,688.95	(190.91)
UNILEVER PLC SPON ADR NEW	324.000	02/14/08	02/15/08	10,134.72	9,931.20	(203.52)
UNITED PARCEL SERVICE INC CL B	550.000	02/14/08	02/15/08	39,787.00	39,660.89	(126.11)
Wells Fargo	832.657	02/14/08	02/15/08	38,135.69	38,335.53	199.84
BED BATH & BEYOND INC COM	1,500.000	02/15/08	02/19/08	43,875.00	42,347.53	(1,527.47)
BARRICK GOLD CORP COM	200.000	02/20/08	02/21/08	10,054.00	10,192.18	138.18
CELGENE CORP COM	160.000	02/20/08	02/21/08	8,779.20	8,721.31	(57.89)
EATON CORP COM	250.000	02/20/08	02/21/08	19,707.50	19,894.78	187.28
HUMANA INC.	250.000	02/20/08	02/21/08	17,342.50	17,219.81	(122.69)
Yanzhou Coal Mining Co. Ltd.	100.000	02/20/08	02/21/08	9,040.00	8,785.86	(254.14)
PFIZER INC COM	1,648.000	02/22/08	02/25/08	37,080.00	37,277.34	197.34
Chipotle Mexican Grill	900.000	02/25/08	02/26/08	92,673.00	92,862.95	189.95
LOEWS CORP CAROLNA GP STK	853.000	02/25/08	02/26/08	64,512.39	64,706.15	193.76
EXELON CORP COM	900.000	02/26/08	02/27/08	71,514.00	71,072.21	(441.79)
EXXON MOBIL CORP COM	800.000	02/26/08	02/27/08	71,912.00	71,729.61	(182.39)
EXXON MOBIL CORP COM	252.000	02/26/08	02/27/08	22,652.28	22,594.83	(57.45)
MCGRAW HILL COS INC COM	475.000	02/26/08	02/27/08	20,757.50	20,605.27	(152.23)
UNION PAC CORP COM	250.000	02/27/08	02/28/08	31,937.50	31,377.65	(559.85)
BANCO SANTANDER SA ADR	512.000	02/28/08	02/29/08	9,400.32	9,242.51	(157.81)
TOTAL S A SPONSORED ADR	135.000	02/28/08	02/29/08	10,431.45	10,198.08	(233.37)
Autonation Inc	1,100.000	02/29/08	03/03/08	16,027.00	15,808.80	(218.20)
Bank of Hawaii Corp	300.000	02/29/08	03/03/08	14,406.00	14,415.80	9.80
BEA SYS INC COM	2,700.000	02/29/08	03/03/08	51,489.00	51,461.82	(27.18)
BEAR STEARNS COS INC COM	500.000	02/29/08	03/03/08	39,930.00	38,505.32	(1,424.68)
BROADRIDGE FINL SOLUTIONS INCOM	100.000	02/29/08	03/03/08	1,915.00	1,939.97	24.97
CA INC COM	4,000.000	02/29/08	03/03/08	91,520.00	90,215.00	(1,305.00)
COACH INC COM	4,000.000	02/29/08	03/04/08	121,280.00	120,324.27	(955.73)
FOREST CITY ENTERPRISES INC CL A	1,000.000	02/29/08	03/03/08	35,150.00	35,139.61	(10.39)
HEARST-ARGYLE TELEVISION INCCOM	1,800.000	02/29/08	03/03/08	39,600.00	39,336.22	(263.78)
HEWLETT PACKARD CO COM	2,600.000	02/29/08	03/03/08	124,202.00	123,372.28	(829.72)
International Game Technology	1,400.000	02/29/08	03/03/08	63,210.00	64,105.43	895.43
John Wiley & Sons Inc	1,000.000	02/29/08	03/03/08	36,480.00	36,031.60	(448.40)
Marcus Corp	1,300.000	02/29/08	03/03/08	20,722.00	20,597.62	(124.38)
MGM MIRAGE COM	1,643.000	02/29/08	03/03/08	101,192.37	99,942.59	(1,249.78)
Northern Trust Corp	700.000	02/29/08	03/03/08	47,341.00	47,221.48	(119.52)
Novellus Sys Inc	1,300.000	02/29/08	03/03/08	28,704.00	28,053.81	(650.19)
QUALCOMM INC COM	1,000.000	02/29/08	03/03/08	42,389.00	40,789.55	(1,599.45)
Raymond James	1,400.000	02/29/08	03/03/08	31,458.00	31,603.25	145.25
SYMANTEC CORP.	2,924.000	02/29/08	03/03/08	49,240.16	49,536.10	295.94
Triumph Group Inc	200.000	02/29/08	03/03/08	11,318.00	11,176.67	(141.33)
United Health Care	600.000	02/29/08	03/03/08	32,052.00	32,208.06	156.06
Whitney Holding Corp	700.000	02/29/08	03/03/08	16,807.00	16,023.22	(783.78)
WINDSTREAM CORP COM	1,757.000	02/29/08	03/03/08	20,662.32	20,841.30	178.98
AUTODESK INC COM	140.000	03/05/08	03/06/08	4,411.12	4,446.35	35.23
NOVO-NORDISK A S ADR	90.000	03/05/08	03/06/08	6,224.40	6,239.63	15.23
SYSCO CORP COM	4,240.000	03/05/08	03/06/08	120,755.20	119,990.68	(764.52)
UNILEVER PLC SPON ADR NEW	1,125.000	03/05/08	03/06/08	35,775.00	35,734.10	(40.90)
WEATHERFORD INTERNATIONAL LTCOM	240.000	03/05/08	03/06/08	16,898.40	17,146.18	247.78
AMGEN INC COM	49,161.000	03/07/08	03/10/08	2,171,932.98	2,183,854.63	11,921.65
UNITED PARCEL SERVICE INC CL B	400.000	03/10/08	03/11/08	28,476.00	28,782.32	306.32
Oakmark Equity & Income Fund	935.000	03/13/08	03/14/08	25,478.75	25,319.80	(158.95)
PLAINS ALL AMERN PIPELINE L UNIT LTD PARTN	200.000	03/13/08	03/14/08	9,262.00	9,144.97	(117.03)
APPLE INC COM	78.000	03/14/08	03/17/08	9,875.58	9,742.09	(133.49)
Big Band Networks	163.000	03/14/08	03/17/08	960.07	939.94	(20.13)
Blue Nile Inc.	276.000	03/14/08	03/17/08	11,172.48	11,451.72	279.24
GILEAD SCIENCES INC COM	186.000	03/14/08	03/17/08	8,844.30	8,886.98	42.68
Latin America Equity FD, Inc.	38.000	03/14/08	03/17/08	1,755.98	1,711.12	(44.86)
Netezza Corp.	286.000	03/14/08	03/17/08	2,416.70	2,351.18	(65.52)
NEW GERMANY FD INC COM	312.000	03/14/08	03/17/08	4,695.60	4,641.06	(54.54)
ORACLE CORP COM	1,300.000	03/14/08	03/17/08	25,376.00	24,972.72	(403.28)
Rightnow Technologies Inc	202.000	03/14/08	03/17/08	2,042.22	2,012.87	(29.35)
Templeton Dragon FD Inc	195.000	03/14/08	03/17/08	4,685.85	4,647.84	(38.01)

CITI GLOBAL IMPACT FUNDING TRUST INC  
A/C #692-17579  
REALIZED GAIN(LOSS)  
12/31/2008

DESCRIPTION	# SHS	DATE ACQUIRED	Date of Sale	COST/ BASIS	Proceeds	Realized Gain(Loss)
UNILEVER PLC SPON ADR NEW	154.000	03/14/08	03/17/08	5,043.50	4,970.54	(72.96)
UNITED TECHNOLOGIES CORP COM	25.000	03/14/08	03/17/08	1,692.75	1,677.23	(15.52)
ALFA CORP COM	2,300.000	03/19/08	03/20/08	50,232.00	50,402.00	170.00
AMAZON COM INC COM	200.000	03/19/08	03/20/08	14,034.00	14,155.60	121.60
GENENTECH INC COM NEW	145.000	03/19/08	03/20/08	11,317.25	11,255.50	(61.75)
ALFA CORP COM	3,513.000	03/20/08	03/24/08	77,075.22	77,008.40	(66.82)
COCA COLA CO COM	100.000	03/20/08	03/24/08	6,104.00	6,065.13	(38.87)
PROCTER & GAMBLE CO COM	765.045	03/28/08	03/31/08	53,124.72	52,854.79	(269.93)
Sunoco Inc.	216.000	03/31/08	04/01/08	11,333.52	11,447.93	114.41
PROCTER & GAMBLE CO COM		03/28/08	04/01/08		3.02	3.02
NIKE INC CL B	400.000	04/02/08	04/03/08	27,188.00	27,346.48	158.48
WAL MART STORES INC COM	500.000	04/02/08	04/03/08	27,230.00	27,475.84	245.84
PLAINS ALL AMERN PIPELINE L UNIT LTD PARTN	1,200.000	04/08/08	04/09/08	58,800.00	58,972.46	172.46
QUALCOMM INC COM	800.000	04/08/08	04/09/08	33,664.00	33,487.81	(176.19)
ALFA CORP COM	2,000.000	04/11/08	04/14/08	43,900.00	43,922.55	22.55
Janus Twenty Fund	360.000	04/11/08	04/14/08	26,042.40	26,164.80	122.40
UNITED PARCEL SERVICE INC CL B	300.000	04/11/08	04/14/08	21,267.00	21,240.54	(26.46)
CEMEX SAB DE CV SPON ADR NEW	1,400.000	04/14/08	04/15/08	35,924.00	35,926.59	2.59
EXXON MOBIL CORP COM	250.000	04/14/08	04/15/08	22,425.00	22,565.42	140.42
GRANT PRIDECO INC COM	150.000	04/17/08	04/18/08	8,335.50	8,462.95	127.45
JP MORGAN CHASE & CO COM	500.000	04/17/08	04/18/08	22,560.00	23,047.37	487.37
TELEFONICA S A SPONSORED ADR	108.000	04/17/08	04/18/08	9,589.32	9,666.05	76.73
WEATHERFORD INTERNATIONAL LTCOM	100.000	04/17/08	04/18/08	8,004.00	8,268.17	264.17
C H ROBINSON WORLDWIDE INC COM NEW	500.000	04/21/08	04/22/08	29,620.00	29,566.83	(53.17)
DEL MONTE FOODS	802.000	04/22/08	04/23/08	7,266.12	7,139.36	(126.76)
ENERGY EAST CORP COM	268.000	04/22/08	04/23/08	6,332.84	6,342.02	9.18
FREEMONT-MCMORAN COPPER & GOCOM	300.000	04/22/08	04/23/08	35,595.00	35,615.44	20.44
OMNICOM GROUP INC COM	38.000	04/22/08	04/23/08	1,825.14	1,803.46	(21.68)
PAYCHEX INC COM	66.000	04/22/08	04/23/08	2,387.88	2,405.02	17.14
TIME WARNER INC COM	48.000	04/22/08	04/23/08	702.72	705.11	2.39
TYCO ELECTRONICS LTD COM NEW	100.000	04/22/08	04/23/08	3,550.00	3,586.41	36.41
CALAMOS INV TR NEW GROWTH FD	200.000	04/23/08	04/24/08	10,938.00	11,008.00	70.00
DEVON ENERGY CORP NEW COM	120.000	04/23/08	04/24/08	14,346.00	13,944.98	(401.02)
XTO ENERGY INC	171.000	04/23/08	04/24/08	11,337.30	10,795.54	(541.76)
ABBOTT LABS COM	26.000	04/29/08	04/30/08	1,390.48	1,385.27	(5.21)
AFLAC INC COM	20.000	04/29/08	04/30/08	1,343.20	1,335.79	(7.41)
AIR PRODS & CHEMS INC COM	16.000	04/29/08	04/30/08	1,558.40	1,583.35	24.95
AMAZON COM INC COM	41.000	04/29/08	04/30/08	3,310.34	3,296.79	(13.55)
AMERICAN EXPRESS CO COM	33.000	04/29/08	04/30/08	1,584.33	1,603.13	18.80
AMERICAN INTL GROUP INC COM	57.000	04/29/08	04/30/08	2,679.00	2,675.56	(3.44)
AMGEN INC COM	86.000	04/29/08	04/30/08	3,623.18	3,627.45	4.27
ARCH COAL INC COM	15.000	04/29/08	04/30/08	834.60	857.09	22.49
AT&T INC COM	67.000	04/29/08	04/30/08	2,585.53	2,610.30	24.77
AXA SPONSORED ADR	32.000	04/29/08	04/30/08	1,171.84	1,189.43	17.59
BANK OF AMERICA CORPORATION COM	39.000	04/29/08	04/30/08	1,476.54	1,474.97	(1.57)
BANK OF NEW YORK MELLON CORP COM	18.000	04/29/08	04/30/08	794.16	794.15	(0.01)
BASF	11.000	04/29/08	04/30/08	1,556.17	1,568.04	11.87
BED BATH & BEYOND INC COM	4.000	04/29/08	04/30/08	134.24	133.19	(1.05)
BERKSHIRE HATHAWAY INC DEL CL B	1.000	04/29/08	04/30/08	4,382.90	4,424.97	42.07
BIOGEN IDEC INC COM	57.000	04/29/08	04/30/08	3,495.81	3,498.64	2.83
BP PLC SPONSORED ADR	34.000	04/29/08	04/30/08	2,454.12	2,467.02	12.90
CANON INC ADR	39.000	04/29/08	04/30/08	1,971.84	1,962.85	(8.99)
CAPITAL ONE FINL CORP COM	27.000	04/29/08	04/30/08	1,447.47	1,430.99	(16.48)
CATERPILLAR INC DEL COM	17.000	04/29/08	04/30/08	1,385.67	1,406.06	20.39
Chubb Corp	22.000	04/29/08	04/30/08	1,178.76	1,173.25	(5.51)
CISCO SYS INC COM	144.000	04/29/08	04/30/08	3,673.44	3,698.21	24.77
COCA COLA CO COM	54.000	04/29/08	04/30/08	3,170.88	3,214.06	43.18
COMCAST CORP NEW CL A	132.000	04/29/08	04/30/08	2,674.32	2,756.72	82.40
CONOCOPHILLIPS COM	26.000	04/29/08	04/30/08	2,221.70	2,231.82	10.12
COVIDIEN LTD COM	25.000	04/29/08	04/30/08	1,174.25	1,166.74	(7.51)
CRH Plc	50.000	04/29/08	04/30/08	1,895.00	1,922.98	27.98
DAIMLER AG REG SHS	249.000	04/29/08	04/30/08	19,439.43	19,323.09	(116.34)
DEL MONTE FOODS	81.000	04/29/08	04/30/08	802.62	816.26	13.64
DELL INC COM	104.000	04/29/08	04/30/08	1,972.88	1,956.22	(16.66)
DIAGEO P L C SPON ADR NEW	15.000	04/29/08	04/30/08	1,197.90	1,231.19	33.29

CITI GLOBAL IMPACT FUNDING TRUST INC  
A/C #692-17579  
REALIZED GAIN(LOSS)  
12/31/2008

DESCRIPTION	# SHS	DATE ACQUIRED	Date of Sale	COST/ BASIS	Proceeds	Realized Gain(Loss)
DISNEY WALT CO COM DISNEY	91.000	04/29/08	04/30/08	2,981.16	2,986.60	5.44
DU PONT E I DE NEMOURS & CO COM	33.000	04/29/08	04/30/08	1,606.11	1,626.56	20.45
EBAY INC COM	52.000	04/29/08	04/30/08	1,616.16	1,637.47	21.31
Echostar Corp	8.000	04/29/08	04/30/08	247.20	250.07	2.87
Electronic Arts Inc	44.000	04/29/08	04/30/08	2,273.92	2,295.90	21.98
Embarq Corp.	33.000	04/29/08	04/30/08	1,308.78	1,378.40	69.62
EXPEDIA INC DEL COM	60.000	04/29/08	04/30/08	1,502.40	1,496.99	(5.41)
EXXON MOBIL CORP COM	12.000	04/29/08	04/30/08	1,101.48	1,114.07	12.59
GENENTECH INC COM NEW	38.000	04/29/08	04/30/08	2,581.34	2,608.30	26.96
GENERAL ELECTRIC CO COM	75.000	04/29/08	04/30/08	2,461.50	2,474.98	13.48
GLAXOSMITHKLINE PLC	15.000	04/29/08	04/30/08	666.30	666.74	0.44
Group Danone	82.000	04/29/08	04/30/08	1,458.78	1,451.39	(7.39)
Grupo Televisa Sponsored ADR	47.000	04/29/08	04/30/08	1,176.88	1,161.83	(15.05)
HOME DEPOT INC COM	102.000	04/29/08	04/30/08	2,994.72	2,991.86	(2.86)
Honda Mtr Ltd.	41.000	04/29/08	04/30/08	1,336.19	1,316.09	(20.10)
Hong Kong & China	561.000	04/29/08	04/30/08	1,652.70	1,626.89	(25.81)
HSBC HLDGS PLC SPON ADR NEW	13.000	04/29/08	04/30/08	1,114.75	1,135.15	20.40
Hutchinson Whampoa	24.000	04/29/08	04/30/08	1,174.36	1,168.07	(6.29)
IAC/Interactive Corp	64.000	04/29/08	04/30/08	1,309.44	1,359.35	49.91
ING GROEP N V SPONSORED ADR	32.000	04/29/08	04/30/08	1,201.60	1,220.47	18.87
INTEL CORP COM	177.000	04/29/08	04/30/08	4,003.74	4,004.10	0.36
INTERNATIONAL BUSINESS MACHS COM	16.000	04/29/08	04/30/08	1,965.60	1,967.82	2.22
Ireland B/C	20.000	04/29/08	04/30/08	1,115.00	1,123.99	8.99
JOHNSON & JOHNSON COM	52.000	04/29/08	04/30/08	3,493.88	3,496.98	3.10
JP MORGAN CHASE & CO COM	49.000	04/29/08	04/30/08	2,306.92	2,318.66	11.74
KOHL'S CORP COM	22.000	04/29/08	04/30/08	1,110.12	1,108.57	(1.55)
Koninklijke Philips Electrs	35.000	04/29/08	04/30/08	1,304.45	1,316.34	11.89
LEHMAN BROS HLDGS INC COM	30.000	04/29/08	04/30/08	1,397.10	1,376.69	(20.41)
LOEWS CORP COM	66.000	04/29/08	04/30/08	2,789.82	2,789.14	(0.68)
MARSH & MCLENNAN COS INC COM	43.000	04/29/08	04/30/08	1,210.45	1,204.42	(6.03)
MERRILL LYNCH & CO INC COM	75.000	04/29/08	04/30/08	3,736.50	3,766.47	29.97
METTLER TOLEDO INTERNATIONAL COM	16.000	04/29/08	04/30/08	1,588.16	1,583.51	(4.65)
MICROSOFT CORP COM	123.000	04/29/08	04/30/08	3,522.72	3,583.23	60.51
Mitsubishi UFS Fnl Group	124.000	04/29/08	04/30/08	1,345.40	1,370.46	25.06
MURPHY OIL CORP COM	5,572.000	04/29/08	04/30/08	500,031.28	497,639.77	(2,391.51)
Nabors Industries	30.000	04/29/08	04/30/08	1,119.00	1,114.19	(4.81)
National B/C Greece SA	54.000	04/29/08	04/30/08	574.56	589.13	14.57
NESTLE S A SPONSORED ADR	24.000	04/29/08	04/30/08	2,848.92	2,856.70	7.78
News Corp. Class B	67.000	04/29/08	04/30/08	1,221.41	1,249.54	28.13
Nippon Tel and Tel Spon. ADR	38.000	04/29/08	04/30/08	827.64	824.59	(3.05)
NOKIA CORP SPONSORED ADR	69.000	04/29/08	04/30/08	2,061.72	2,097.58	35.86
NOMURA HLDGS INC SPONSORED ADR	71.000	04/29/08	04/30/08	1,197.06	1,248.88	51.82
Novartis AG Spons ADR	43.000	04/29/08	04/30/08	2,160.32	2,169.76	9.44
NOVO-NORDISK A S ADR	26.000	04/29/08	04/30/08	1,702.48	1,790.08	87.60
Onx Corp	13.000	04/29/08	04/30/08	1,187.29	1,183.90	(3.39)
PEPSICO INC COM	37.000	04/29/08	04/30/08	2,523.40	2,561.12	37.72
PFIZER INC COM	151.000	04/29/08	04/30/08	3,056.24	3,059.57	3.33
PROCTER & GAMBLE CO COM	41.000	04/29/08	04/30/08	2,701.90	2,800.69	98.79
RIO TINTO PLC SPONSORED ADR	2.000	04/29/08	04/30/08	938.90	935.85	(3.05)
ROYAL DUTCH SHELL PLC SPONS ADR A	13.000	04/29/08	04/30/08	1,042.47	1,041.81	(0.66)
SAFEWAY INC COM NEW	41.000	04/29/08	04/30/08	1,297.24	1,296.00	(1.24)
SAP AKTIENGESSELLSCHAFT SPONSORED ADR	35.000	04/29/08	04/30/08	1,835.75	1,788.83	(46.92)
Satyam	17.000	04/29/08	04/30/08	437.41	444.20	6.79
SEARS HLDGS CORP COM	15.000	04/29/08	04/30/08	1,530.90	1,536.14	5.24
SEMPRA ENERGY COM	32.000	04/29/08	04/30/08	1,813.44	1,821.74	8.30
SK TELECOM LTD SPONSORED ADR	67.000	04/29/08	04/30/08	1,482.04	1,520.22	38.18
Smith & Nephew PLC Apd ADR New	21.000	04/29/08	04/30/08	1,316.91	1,375.49	58.58
Smithfield Foods Inc.	65.000	04/29/08	04/30/08	1,841.45	1,853.13	11.68
SOUTHWEST AIRLCS CO COM	164.000	04/29/08	04/30/08	2,187.76	2,197.94	10.18
SPRINT NEXTEL CORP COM SER 1	108.000	04/29/08	04/30/08	872.64	879.35	6.71
TELEFONICA S A SPONSORED ADR	16.000	04/29/08	04/30/08	1,383.04	1,387.19	4.15
TESCO PLC SPONSORED ADR	50.000	04/29/08	04/30/08	1,235.30	1,284.99	49.69
TEXAS INSTRS INC COM	142.000	04/29/08	04/30/08	4,211.72	4,196.38	(15.34)
Tidewater Inc	37.000	04/29/08	04/30/08	2,321.01	2,369.46	48.45
TIME WARNER INC COM	281.000	04/29/08	04/30/08	4,290.87	4,260.55	(30.32)

CITI GLOBAL IMPACT FUNDING TRUST INC  
A/C #692-17579  
REALIZED GAIN(LOSS)  
12/31/2008

DESCRIPTION	# SHS	DATE ACQUIRED	Date of Sale	COST/ BASIS	Proceeds	Realized Gain(Loss)
Tomkins PLC Sponsored ADR	44.000	04/29/08	04/30/08	621.72	641.95	20.23
TOTAL S A SPONSORED ADR	12.000	04/29/08	04/30/08	1,001.16	1,006.07	4.91
TOYOTA MOTOR CORP SP ADR REP2COM	26.000	04/29/08	04/30/08	2,646.80	2,672.26	25.46
TRANSOCEAN INC NEW SHS	10.000	04/29/08	04/30/08	1,469.80	1,455.09	(14.71)
TRAVELERS COMPANIES INC COM	24.000	04/29/08	04/30/08	1,192.08	1,217.03	24.95
Trend Micor Inc. ADR	29.000	04/29/08	04/30/08	1,127.83	1,088.94	(38.89)
UBS AG SHS NEW	35.000	04/29/08	04/30/08	1,206.45	1,178.44	(28.01)
United Overseas Bk Ltd ADR	52.000	04/29/08	04/30/08	1,566.44	1,560.51	(5.93)
UNITEDHEALTH GROUP INC COM	30.000	04/29/08	04/30/08	1,002.00	990.89	(11.11)
VODAFONE GROUP PLC NEW SPONS ADR NEW	54.000	04/29/08	04/30/08	1,685.34	1,718.27	32.93
WAL MART DE MEXICO S A B DE SPON ADR REP V	26.000	04/29/08	04/30/08	1,069.17	1,069.89	0.72
WAL MART STORES INC COM	52.000	04/29/08	04/30/08	3,047.72	3,060.70	12.98
WELLPOINT INC COM	24.000	04/29/08	04/30/08	1,196.64	1,196.39	(0.25)
WELLS FARGO & CO NEW COM	54.000	04/29/08	04/30/08	1,613.52	1,627.01	13.49
WILLIAMS COS INC DEL COM	21.000	04/29/08	04/30/08	763.77	748.22	(15.55)
WPP Group PLC Spd ADR	27.000	04/29/08	04/30/08	1,614.87	1,659.68	44.81
WRIGLEY WM JR CO COM	41.000	04/29/08	05/01/08	3,151.67	3,121.72	(29.95)
Bnght Horizons Family	528.000	04/30/08	05/01/08	25,032.48	25,048.17	15.69
GENERAL ELECTRIC CO COM	275.000	04/30/08	05/01/08	8,992.50	9,004.05	11.55
UBS INC RTS 05/09/08	35.000		05/06/08		56.69	56.69
UNION PAC CORP COM	877.000	05/02/08	05/05/08	128,813.76	127,239.70	(1,574.06)
ARCHER DANIELS MIDLAND CO COM	54.000	05/06/08	05/07/08	2,414.88	2,388.40	(26.48)
AT&T INC COM	1,400.000	05/08/08	05/09/08	54,404.00	54,126.49	(277.51)
UNION PAC CORP COM	200.000	05/08/08	05/09/08	29,438.00	29,081.51	(356.49)
AMERICAN INTL GROUP INC COM	125.000	05/09/08	05/12/08	5,035.00	4,989.35	(45.65)
INTUITIVE SURGICAL INC COM NEW	75.000	05/12/08	05/13/08	21,843.00	21,554.87	(288.13)
NATIONAL OILWELL VARCO INC COM	400.000	05/12/08	05/13/08	30,420.00	30,350.47	(69.53)
Ishares Trust US Energy Sec	99.000	05/13/08	05/14/08	14,621.31	14,624.19	2.88
SCHNITZER STL INDS CL A	100.000	05/13/08	05/15/08	9,703.00	9,612.14	(90.86)
ISHARES TR S&P 500 INDEX	50.000	05/14/08	05/15/08	7,058.00	7,068.96	10.96
CHEVRON CORP NEW COM	275.000	05/15/08	05/15/08	27,084.75	27,431.70	346.95
ISHARES TR S&P GBL ENER	50.000	05/15/08	05/15/08	7,536.50	7,620.45	83.95
AMGEN INC COM	60.000	05/19/08	05/20/08	2,540.40	2,552.98	12.58
Blackrock PFD & Equity Tr	1,128.231	05/19/08	05/20/08	19,281.47	19,111.76	(169.71)
Citadel Broadcasting	23.000	05/19/08	05/20/08	39.10	36.79	(2.31)
DISNEY WALT CO COM DISNEY	35.000	05/19/08	05/20/08	1,215.20	1,201.19	(14.01)
GMAC LLC 7.25 Notes	631.816	05/19/08	05/20/08	10,172.24	10,109.50	(62.74)
Morgan Stanley CP TR III 6.25%	171.209	05/19/08	05/20/08	3,614.73	3,583.22	(31.51)
STARBUCKS CORP COM	74.000	05/19/08	05/20/08	1,263.18	1,246.89	(16.29)
CATERPILLAR INC DEL COM	300.000	05/20/08	05/21/08	25,152.00	25,315.83	163.83
China Life Insurance Co.	133.000	05/20/08	05/21/08	8,199.45	8,301.94	102.49
APPLE INC COM	29.000	05/23/08	05/27/08	5,253.93	5,333.36	79.43
MONSANTO CO NEW COM	44.000	05/23/08	05/27/08	5,343.80	5,222.33	(121.47)
Arcelor Mittal	200.000	05/27/08	05/28/08	19,448.00	19,784.88	336.88
CHEVRON CORP NEW COM	302.000	05/27/08	05/28/08	30,073.16	29,989.76	(83.40)
ANHEUSER BUSCH COS INC COM	90.000	05/29/08	05/30/08	5,089.50	5,174.97	85.47
CISCO SYS INC COM	800.000	05/29/08	05/30/08	20,968.00	21,151.88	183.88
Enstar Group Ltd Ord	50.000	05/29/08	05/30/08	5,100.00	5,144.47	44.47
ADOBE SYS INC COM	100.000	05/30/08	06/02/08	4,406.00	4,312.19	(93.81)
CNET NETWORKS INC COM	13,000.000	05/30/08	06/02/08	148,850.00	148,719.71	(130.29)
ALPHA NATURAL RESOURCES INC COM	1,500.000	06/02/08	06/03/08	129,885.00	130,305.77	420.77
McAfee, Inc.	6,297.000	06/02/08	06/16/08	224,362.11	228,442.55	4,080.44
CATERPILLAR INC DEL COM	102.000	06/05/08	06/06/08	8,438.46	8,289.94	(148.52)
DEERE & CO COM	104.000	06/05/08	06/06/08	8,616.40	8,614.60	(1.80)
DEERE & CO COM	104.000	06/05/08	06/06/08	8,616.40	8,614.61	(1.79)
INTERNATIONAL BUSINESS MACHSCOM	100.000	06/06/08	06/09/08	12,494.00	12,495.15	1.15
STRYKER CORP.	400.000	06/06/08	06/09/08	25,576.00	25,312.25	(263.75)
VCA ANTECH INC	3,180.000	06/06/08	06/09/08	95,845.20	93,141.67	(2,703.53)
CAPITAL INCOME BUILDER FUND CL A	942.042	06/09/08	06/10/08	55,674.68	55,194.24	(480.44)
GROWTH FUND OF AMERICA CL A	1,617.673	06/09/08	06/10/08	53,997.92	53,464.09	(533.83)
INCOME FUND OF AMERICA CL A	1,664.909	06/09/08	06/10/08	30,084.90	29,935.06	(149.84)
ISHARES TRUST LEHMAN TIPS BOND FUND	34.000	06/09/08	06/10/08	3,609.44	3,597.51	(11.93)
ISHARES TRUST LEHMAN US AGGREGATE FD	198.000	06/09/08	06/10/08	19,893.06	19,804.91	(88.15)
ISHARES RUSSELL MIDCAP VALUE INDEX FD	84.000	06/09/08	06/10/08	11,602.92	11,568.41	(34.51)
ISHARES RUSSELL MIDCAP VALUE INDEX FD	124.000	06/09/08	06/10/08	13,953.72	13,819.84	(133.88)

CITI GLOBAL IMPACT FUNDING TRUST INC  
A/C #692-17579  
REALIZED GAIN(LOSS)  
12/31/2008

DESCRIPTION	# SHS	DATE ACQUIRED	Date of Sale	COST/ BASIS	Proceeds	Realized Gain(Loss)
ISHARES RUSSELL 1000 VALUE INDEX FD	293.000	06/09/08	06/10/08	21,664.42	21,670.79	6.37
ISHARES RUSSELL 1000 GROWTH INDEX FD	400.000	06/09/08	06/10/08	23,328.00	23,312.74	(15.26)
ISHARES RUSSELL 2000 VALUE INDEX FD	83.000	06/09/08	06/10/08	5,759.37	5,740.24	(19.13)
ISHARES RUSSELL 2000 GROWTH INDEX FD	100.000	06/09/08	06/10/08	7,989.00	7,934.39	(54.61)
VANGUARD CONSUMER DISCRETIONARY ETF	225.000	06/09/08	06/10/08	11,190.15	11,251.03	60.88
VANGUARD FINANCIALS ETF	317.000	06/09/08	06/10/08	13,694.40	13,782.00	87.60
VANGUARD INTL EQUITY INDEX FD EMERGING MKTS	189.000	06/09/08	06/10/08	18,722.34	18,311.87	(410.47)
VANGUARD INTL EQUITY INDEX FD PACIFIC ETF	118.000	06/09/08	06/10/08	7,822.22	7,690.13	(132.09)
VANGUARD INTL EQUITY INDEX FD EUROPEAN ETF	346.000	06/09/08	06/10/08	24,081.60	23,753.52	(328.08)
WASHINGTON MUTUAL INVESTORS FD CL A	1,457.469	06/09/08	06/10/08	45,545.90	45,487.61	(58.29)
MasterCard Inc.	100.000	06/11/08	06/12/08	27,921.00	28,479.88	558.88
GENENTECH INC COM NEW	85.000	06/13/08	06/16/08	6,270.45	6,276.36	5.91
Noble Corp	70.000	06/13/08	06/16/08	4,563.30	4,552.77	(10.53)
TOTAL S A SPONSORED ADR	92.000	06/13/08	06/16/08	7,400.48	7,461.15	60.67
WEATHERFORD INTERNATIONAL LTCOM	260.000	06/13/08	06/16/08	11,437.40	11,648.50	211.10
BP PLC SPONSORED ADR	1,968.000	06/16/08	06/17/08	135,555.84	136,504.24	948.40
EXXON MOBIL CORP COM	2,109.000	06/16/08	06/17/08	185,570.91	186,982.89	1,411.98
PEOPLES UNITED FINANCIAL INCCOM	1,708.000	06/16/08	06/17/08	29,138.48	29,005.09	(133.39)
PROCTER & GAMBLE CO COM	2,774.000	06/16/08	06/17/08	182,806.60	182,781.71	(24.89)
Secure Computing Corp	135.000	06/16/08	06/17/08	670.95	649.64	(21.31)
SYSCO CORP COM	830.000	06/16/08	06/17/08	25,124.10	24,951.24	(172.86)
TARGET CORP COM	423.559	06/18/08	06/19/08	21,537.95	21,978.05	440.10
AMAZON COM INC COM	165.000	06/20/08	06/23/08	13,381.50	13,262.62	(118.88)
ANADARKO PETE CORP COM	230.000	06/20/08	06/23/08	17,514.50	17,892.60	378.10
CABLEVISION SYS CORP CL A NY CABLVS	230.000	06/20/08	06/23/08	5,520.00	5,412.87	(107.13)
WEATHERFORD INTERNATIONAL LTCOM	380.000	06/20/08	06/23/08	16,993.60	17,495.94	502.34
Consol Energy Inc.	675.000	06/23/08	06/24/08	76,504.50	74,408.88	(2,095.62)
CSX Corp.	1,320.000	06/23/08	06/24/08	84,532.80	82,556.29	(1,976.51)
MONSANTO CO NEW COM	645.000	06/23/08	06/24/08	91,622.25	88,443.19	(3,179.06)
INTEL CORP COM	1,500.000	06/26/08	06/27/08	32,385.00	32,324.81	(60.19)
Jarden Corp.	1,330.000	06/26/08	06/27/08	24,498.60	23,963.80	(534.80)
ANHEUSER BUSCH COS INC COM	80.000	07/01/08	07/02/08	4,955.20	4,939.97	(15.23)
HEWLETT PACKARD CO COM	700.000	07/01/08	07/02/08	30,800.00	30,906.22	106.22
Ryder System Inc	174.000	07/01/08	07/02/08	11,899.86	11,942.32	42.46
DOMINION RES INC VA NEW COM	304.000	07/02/08	07/03/08	14,436.96	14,402.40	(34.56)
Exide Technologies	6,000.000	07/02/08	07/03/08	86,160.00	85,532.00	(628.00)
EXXON MOBIL CORP COM	500.000	07/07/08	07/08/08	43,475.00	42,710.76	(764.24)
PETROCHINA CO LTD SPONSORED ADR	96.000	07/08/08	07/09/08	12,298.56	12,292.73	(5.83)
BROWN & BROWN INC COM	277.000	07/09/08	07/10/08	4,886.28	4,937.33	51.05
Masimo Corp	10,000.000	07/09/08	07/10/08	357,700.00	368,206.60	10,506.60
BLACKROCK FDS ALLCP GL INV C	347.000	07/15/08	07/16/08	8,119.80	7,939.36	(180.44)
EXXON MOBIL CORP COM	165.000	07/15/08	07/16/08	13,561.35	13,173.88	(387.47)
IVY FDS INC ASSET STRAT C	308.000	07/15/08	07/16/08	8,482.32	8,333.87	(148.45)
Pimco Commod. Real Return Strat. Fd Cl C	413.000	07/15/08	07/16/08	8,127.84	8,020.46	(107.38)
BERKSHIRE HATHAWAY INC DEL CL B	2.000	07/16/08	07/17/08	7,580.00	7,643.97	63.97
ENCANA CORP COM	70.000	07/16/08	07/17/08	5,635.70	5,629.36	(6.34)
EXXON MOBIL CORP COM	80.000	07/16/08	07/17/08	6,464.80	6,476.76	11.96
Public Storage	326.000	07/16/08	07/17/08	26,617.90	26,643.18	25.28
VERISIGN INC COM	160.000	07/16/08	07/17/08	5,596.80	5,565.82	(30.98)
ECOLAB INC COM	114.000	07/18/08	07/21/08	5,023.98	5,015.83	(8.15)
Energy Conversion Devices	250.000	07/18/08	07/21/08	16,755.00	16,281.80	(473.20)
LAM RESEARCH CORP COM	600.000	07/21/08	07/21/08	20,670.00	19,819.08	(850.92)
MICROSOFT CORP COM	941.511	07/21/08	07/22/08	24,140.34	24,216.91	76.57
PFIZER INC COM	1,101.000	07/21/08	07/22/08	19,917.09	20,027.62	110.53
TEMPLETON DRAGON FD INC COM	220.000	07/21/08	07/22/08	5,467.00	5,407.47	(59.53)
ANHEUSER BUSCH COS INC COM	240.000	07/23/08	07/24/08	16,166.40	16,190.83	24.43
APPLE INC COM	150.000	07/23/08	07/25/08	24,939.00	24,291.01	(647.99)
Fairpoint Communications	26.000	07/23/08	07/24/08	208.00	203.83	(4.17)
SAFECO CORP.	5,000.000	07/23/08	07/24/08	325,000.00	329,008.15	4,008.15
CATERPILLAR INC DEL COM	126.000	07/24/08	07/25/08	8,792.28	8,877.20	84.92
ENERGY CONVERSION DEVICES INCOM	172.000	07/24/08	07/25/08	10,505.76	10,816.60	310.84
Trueblue Inc.	3,000.000	07/28/08	07/25/08	43,710.00	44,782.84	1,072.84
AUTODESK INC COM	220.000	07/30/08	07/31/08	7,205.00	7,032.13	(172.87)
TERRA INDS INC COM	500.000	07/30/08	07/31/08	27,860.00	27,927.84	67.84
WEATHERFORD INTERNATIONAL LTCOM	22.000	07/30/08	07/31/08	856.02	837.53	(18.49)

CITI GLOBAL IMPACT FUNDING TRUST INC  
A/C #692-17579  
REALIZED GAIN(LOSS)  
12/31/2008

DESCRIPTION	# SHS	DATE ACQUIRED	Date of Sale	COST/BASIS	Proceeds	Realized Gain(Loss)
ARCHER DANIELS MIDLAND CO COM	490.000	08/04/08	08/05/08	13,426.00	12,839 00	(587 00)
ENERGY CONVERSION DEVICES INCOM	500.000	08/05/08	08/06/08	31,540 00	32,254 81	714 81
ANHEUSER BUSCH COS INC COM	600.000	08/06/08	08/07/08	41,058 00	40,842 97	(215 03)
PATTERSON UTI ENERGY INC COM	1,000.000	08/06/08	08/06/08	24,770.00	25,459.87	689 87
XEROX CORP COM	360 000	08/06/08	08/07/08	4,993 20	4,986 76	(6 44)
HEWLETT PACKARD CO COM	2,231.339	08/07/08	08/08/08	101,548.23	102,151 51	603 28
ORACLE CORP COM	3,000.000	08/08/08	08/11/08	70,560 00	70,139 60	(420 40)
L-3 COMMUNICATIONS HLDGS INCCOM	40 000	08/11/08	08/12/08	4,096.00	4,097 57	1 57
GILEAD SCIENCES INC COM	79.000	08/12/08	08/13/08	4,510.90	4,461 10	(49.80)
CONOCOPHILLIPS COM	61.000	08/14/08	08/15/08	4,841.57	4,718.32	(123 25)
ENERGEN CORP COM	500.000	08/14/08	08/15/08	26,980.00	26,473 85	(506 15)
Fulton Financial Corp-PA	3,000.000	08/14/08	08/15/08	33,570.00	34,806.80	1,236 80
GENERAL ELECTRIC CO COM	200.000	08/14/08	08/15/08	5,904.00	5,976 40	72 40
WESTERN UN CO COM	200.000	08/15/08	08/18/08	5,670 00	5,678 40	8 40
SAFECO CORP.	104 000	08/18/08	08/19/08	6,982.56	6,999 39	16 83
INTERNATIONAL BUSINESS MACHSCOM	50.000	08/19/08	08/20/08	6,128.00	6,153 96	25 96
APPLE INC COM	150.000	08/21/08	08/22/08	26,143 50	26,505 51	362 01
FIRSTENERGY CORP COM	400.000	08/22/08	08/25/08	29,452 00	29,362 47	(89 53)
IVY FD GLOBAL NATU C	834.615	08/26/08	08/27/08	26,315 41	26,624 45	309 04
CAPITAL WORLD GROWTH & INCOMCOM	1,350.000	08/27/08	08/28/08	50,490 00	51,138 00	648 00
EURO PAC GROWTH FD SH BEN INT	2,400.000	08/27/08	08/28/08	100,824.00	101,832 00	1,008 00
NETFLIX INC COM	330 000	08/27/08	08/28/08	10,111.20	10,322.34	211.14
INTERNATIONAL BUSINESS MACHSCOM	45.000	08/28/08	08/29/08	5,606 10	5,542.61	(63 49)
CISCO SYS INC COM	200.000	08/29/08	09/02/08	4,810 00	4,832.41	22 41
ISHARES TR RUSL 2000 GROW	12.410	08/29/08	09/02/08	990.19	989 43	(0 76)
ORACLE CORP COM	228.000	08/29/08	09/02/08	5,000.04	5,039 27	39 23
VCA ANTECH INC	5,000.000	09/02/08	09/02/08	155,000 00	155,104 65	104 65
KOREA ELECTRIC PWR SPONSORED ADR	85.666	09/09/08	09/10/08	1,187.33	1,210 11	22 78
TELEFONOS DE MEXICO S A B SPON ADR ORD L	72.666	09/09/08	09/10/08	1,782.49	1,794.26	11 77
WOLTERS KLUWER N V SPONSORED ADR	94.000	09/09/08	09/10/08	2,141 60	2,136 60	(5 00)
RYPX	255.000	09/15/08	09/29/08	2,312.85	2,193 00	(119 85)
AMGEN INC COM	2,606.000	09/16/08	09/17/08	171,709.34	164,153 02	(7,556.32)
Plum Creek Timber	4,200.000	09/16/08	09/17/08	213,654 00	209,667 86	(3,986 14)
US Treasury Bills	200,000.000	09/16/08	09/17/08	199,872.00	199,863 89	(8 11)
US Treasury Bills	200,000.000	09/16/08	09/17/08	199,980 00	199,988 33	8 33
US Treasury Bills	200,000.000	09/16/08	09/17/08	199,704.00	199,893 06	189 06
US Treasury Bills	40,000.000	09/16/08	09/17/08	39,998.40	39,998 83	0 43
Bank of America Corp Medium/ESOP	480,000.000	09/17/08	09/18/08	474,686.40	463,200 00	(11,486 40)
Chase Manhattan Corp New FRN/ESPO	360,000.000	09/17/08	09/18/08	352,598.40	347,400 00	(5,198 40)
Proctor & Gamble COFRN/ESOP	200,000.000	09/17/08	09/18/08	197,748 00	196,500 00	(1,248 00)
United Parcel Service Senoir	900,000.000	09/17/08	09/18/08	899,964 00	884,250 00	(15,714 00)
CITIGROUP INC COM	21,000.000	09/19/08	09/22/08	433,650 00	418,615 85	(15,034 15)
MURPHY OIL CORP COM	1,335.000	09/22/08	09/23/08	98,256 00	96,677 48	(1,578 52)
ECOLAB INC COM	104.000	09/23/08	09/24/08	4,967 04	4,963 77	(3 27)
POTASH CORP SASK INC COM	163.000	09/23/08	09/24/08	26,254 41	27,642 26	1,387 85
GLAXOSMITHKLINE PLC	715.000	09/29/08	09/30/08	30,087 20	31,062 28	975 08
BMC SOFTWARE INC COM	1,132.000	10/01/08	10/02/08	32,726.12	31,927 20	(798 92)
Corn Products Internatonal	1,230.000	10/01/08	10/02/08	39,064 80	30,048 73	(9,016 07)
Phillip Morris Int'l Inc.	515.000	10/01/08	10/02/08	26,151 70	25,796 20	(355 50)
UNION PAC CORP COM	315.000	10/01/08	10/02/08	21,873.60	19,584 13	(2,289 47)
MEDCO HEALTH SOLUTIONS INC COM	500.000	10/03/08	10/06/08	22,500.00	21,348.88	(1,151 12)
US BANCORP DEL COM NEW	1,000.000	10/03/08	10/06/08	35,060 00	34,721 80	(338.20)
Triborough Bridge & Tunnel Authority	50,000.000	10/06/08	10/07/08	51,579 00	51,005 50	(573 50)
FORDING CON COAL TR TR UNIT	700.000	10/08/08	10/09/08	52,780.00	52,600 50	(179 50)
BECTON DICKINSON & CO COM	64.000	10/09/08	10/10/08	4,626.56	4,371 17	(255 39)
FAIRPOINT COMMUNICATIONS INCCOM	11.000	10/09/08	10/10/08	53 35	51 47	(1 88)
JOHNSON & JOHNSON COM	100.000	10/09/08	10/10/08	5,758 00	5,514 96	(243 04)
MCDONALDS CORP COM	72.000	10/09/08	10/10/08	3,749 76	3,541 66	(208 10)
NETEZZA CORP COM	4,864.000	10/09/08	10/10/08	39,398 40	39,384 55	(13 85)
EXXON MOBIL CORP COM	100.000	10/10/08	10/10/08	6,800 00	6,039 96	(760 04)
EXXON MOBIL CORP COM	60.000	10/10/08	10/13/08	3,741.60	3,968 97	227 37
PFIZER INC COM	500.000	10/10/08	10/13/08	7,570.00	8,135.95	565 95
TEMPLETON FDS INC WORLD FD CL A	2,700.000	10/10/08	10/13/08	30,051 00	33,399 00	3,348 00
COCA COLA CO COM	9,300.000	10/13/08	10/14/08	439,518.00	418,153 55	(21,364 45)
COCA COLA CO COM	9,300.000	10/13/08	10/14/08	439,518.00	418,153.56	(21,364 44)

CITI GLOBAL IMPACT FUNDING TRUST INC  
A/C #692-17579  
REALIZED GAIN(LOSS)  
12/31/2008

DESCRIPTION	# SHS	DATE ACQUIRED	Date of Sale	COST/ BASIS	Proceeds	Realized Gain(Loss)
GENZYME CORP	35.000	10/14/08	10/15/08	2,467.85	2,393.63	(74.22)
ALTRIA GROUP INC COM	380.000	10/22/08	10/23/08	7,330.20	7,536.19	205.99
INTERDIGITAL INC COM	500.000	10/22/08	10/23/08	9,440.00	9,438.17	(1.83)
KRAFT FOODS INC.	265.000	10/22/08	10/23/08	7,467.70	7,507.98	40.28
PHILIP MORRIS INTL INC COM	240.000	10/22/08	10/23/08	9,799.20	10,152.47	353.27
GOLDCORP INC NEW COM	1,060.000	10/23/08	10/24/08	16,313.40	16,667.34	353.94
APPLE INC COM	250.000	10/30/08	10/31/08	27,760.00	27,114.84	(645.16)
FIDELITY SECS FD OTC PORTFOLIO	713.014	10/30/08	10/31/08	21,789.70	22,010.74	221.04
WATSON WYATT WORLDWIDE INC CL A	537.000	10/30/08	10/31/08	21,866.64	22,585.50	718.86
ISHARES TR RUSL 2000 VALU	50.000	11/03/08	11/04/08	2,658.00	2,698.48	40.48
PARK NATL CORP COM	250.000	11/05/08	11/06/08	16,725.00	16,836.25	111.25
Dupont Bonds 0% due 2/15/38	100,000.000	11/10/08	11/12/08	99,022.00	84,750.00	(14,272.00)
AMGEN INC COM	110.000	11/11/08	11/12/08	6,427.30	6,281.44	(145.86)
BERKSHIRE HATHAWAY INC DEL CL B	2.000	11/11/08	11/12/08	6,920.00	6,827.96	(92.04)
GENERAL ELECTRIC CO COM	1,390.000	11/11/08	11/12/08	24,755.90	23,663.50	(1,092.40)
GENZYME CORP	75.000	11/11/08	11/12/08	5,218.50	5,270.97	52.47
APPLE INC COM	47.000	11/13/08	11/14/08	4,532.68	4,313.63	(219.05)
Atlas America, Inc.	61.000	11/13/08	11/14/08	1,201.09	1,071.15	(129.94)
Cabot Oil & Gas Corp.	8.000	11/13/08	11/14/08	228.88	212.87	(16.01)
COGNIZANT TECHNOLOGY SOLUTIONS CL A	78.000	11/13/08	11/14/08	1,405.56	1,348.61	(56.95)
COMMSCOPE INC COM	34.000	11/13/08	11/14/08	378.42	364.13	(14.29)
CVS CAREMARK CORPORATION COM	70.000	11/13/08	11/14/08	2,151.10	2,076.88	(74.22)
FLOWSERVE CORP COM	11.000	11/13/08	11/14/08	575.63	546.58	(29.05)
Imclone Sys. Inc.	8.000	11/13/08	11/14/08	555.12	555.51	0.39
LABORATORY CORP AMER HLDGS COM NEW	40.000	11/13/08	11/14/08	2,585.20	2,555.58	(29.62)
Microsemi Corp.	34.000	11/14/08	11/17/08	628.32	632.05	3.73
MONSANTO CO NEW COM	18.000	11/14/08	11/17/08	1,333.80	1,335.59	1.79
UST INC COM	300.000	11/14/08	12/08/08	20,622.00	20,694.54	72.54
ANHEUSER BUSCH COS INC COM	380.000	11/17/08	11/18/08	26,060.40	26,600.00	539.60
MEDCO HEALTH SOLUTIONS INC COM	192.000	11/18/08	11/19/08	7,637.76	7,669.27	31.51
BERKSHIRE HATHAWAY INC DEL CL B	5.000	11/21/08	11/24/08	14,570.00	15,528.28	958.28
CISCO SYS INC COM	400.000	11/21/08	11/24/08	6,068.00	6,379.96	311.96
EXXON MOBIL CORP COM	250.000	11/21/08	11/24/08	18,952.50	19,563.49	610.99
IDEXX LABS INC COM	400.000	11/21/08	11/24/08	11,416.00	12,041.21	625.21
JOHNSON & JOHNSON COM	250.000	11/21/08	11/24/08	14,587.50	14,687.96	100.46
PROCTER & GAMBLE CO COM	250.000	11/21/08	11/24/08	15,772.50	15,960.46	187.96
Prudent Bear Fund	2,500.000	11/21/08	11/24/08	22,475.00	21,350.00	(1,125.00)
TEMPLETON DEVELOPING MKTS TRCL A	327.930	11/28/08	12/01/08	4,286.04	4,030.26	(255.78)
NYS Dorm Auth Revs 5 5% - 2010	50,000.000	12/01/08	12/02/08	53,316.50	52,405.50	(911.00)
COCA COLA CO COM	100.000	12/08/08	12/09/08	4,598.00	4,571.41	(26.59)
WELLS FARGO & CO NEW COM	200.000	12/08/08	12/09/08	6,532.00	6,548.40	16.40
GENERAL ELECTRIC CO COM	3,000.000	12/09/08	12/10/08	53,340.00	53,821.19	481.19
RENAISSANCERE HOLDINGS LTD COM	4,075.000	12/09/08	12/10/08	192,666.00	189,477.47	(3,188.53)
EAST WEST BANCORP INC COM	1,625.000	12/11/08	12/12/08	24,017.50	24,116.06	98.56
EXXON MOBIL CORP COM	500.000	12/11/08	12/12/08	52,013.00	39,719.77	(12,293.23)
EXXON MOBIL CORP COM	650.000	12/11/08	12/12/08	40,010.00	51,635.71	11,625.71
ISHARES TR MSCI EMERG MKT	909.000	12/11/08	12/12/08	22,197.78	21,979.58	(218.20)
STRYKER CORP.	500.000	12/11/08	12/12/08	20,135.00	20,031.88	(103.12)
ZIMMER HLDGS INC COM	80.000	12/11/08	12/12/08	3,152.00	3,107.18	(44.82)
AMGEN INC COM	500.000	12/12/08	12/15/08	29,065.00	28,890.83	(174.17)
AMGEN INC COM	200.000	12/15/08	12/16/08	11,542.00	11,672.37	130.37
APPLE INC COM	260.000	12/15/08	12/24/08	24,635.00	22,126.44	(2,508.56)
EXXON MOBIL CORP COM	300.000	12/15/08	12/22/08	23,985.00	22,641.53	(1,343.47)
HEWLETT PACKARD CO COM	6,000.000	12/15/08	12/16/08	208,920.00	212,663.40	3,743.40
SOUTHERN CO COM	200.000	12/15/08	12/16/08	7,170.00	7,264.39	94.39
UNIVERSAL TECHNICAL INST INCCOM	320.000	12/16/08	12/17/08	5,574.40	5,481.88	(92.52)
WELLS FARGO & CO NEW COM	500.000	12/16/08	12/17/08	14,890.00	14,990.91	100.91
AT&T INC COM	178.000	12/17/08	12/23/08	5,005.36	5,055.56	50.20
GENZYME CORP	490.000	12/17/08	12/18/08	33,084.80	33,700.34	615.54
JOHNSON & JOHNSON COM	340.000	12/17/08	12/18/08	19,985.20	20,390.43	405.23
MARRIOTT INTL INC NEW CL A	500.000	12/17/08	12/18/08	9,105.00	8,991.94	(113.06)
NORDSTROM INC COM	1,000.000	12/17/08	12/18/08	13,980.00	13,631.92	(348.08)
SOUTHWEST AIRLCS CO COM	1,000.000	12/17/08	12/18/08	8,270.00	8,209.95	(60.05)
VIASAT INC COM	10,000.000	12/17/08	12/18/08	221,200.00	231,931.70	10,731.70
ABBOTT LABS COM	200.000	12/18/08	12/19/08	10,398.00	10,538.82	140.82



CITI GLOBAL IMPACT FUNDING TRUST INC  
A/C #692-17579  
REALIZED GAIN(LOSS)  
12/31/2008

DESCRIPTION	# SHS	DATE ACQUIRED	Date of Sale	COST/BASIS	Proceeds	Realized Gain(Loss)
ACE LTD SHS	6,000.000	12/18/08	12/26/08	310,560.00	308,262.67	(2,297.33)
ALTRIA GROUP INC COM	193.000	12/18/08	12/19/08	2,929.74	2,999.20	69.46
AMERICAN EXPRESS CO COM	1,200.000	12/18/08	12/19/08	22,680.00	23,654.26	974.26
CISCO SYS INC COM	700.000	12/18/08	12/19/08	11,662.00	11,789.33	127.33
DISCOVER FINL SVCS COM	250.000	12/18/08	12/19/08	2,315.00	2,423.03	108.03
EXXON MOBIL CORP COM	183.000	12/18/08	12/22/08	14,091.00	14,179.16	88.16
EXXON MOBIL CORP COM	250.000	12/18/08	12/22/08	19,250.00	19,370.44	120.44
GENENTECH INC COM NEW	65.000	12/18/08	12/19/08	5,219.50	5,294.22	74.72
HALLIBURTON CO COM	362.000	12/18/08	12/19/08	6,114.18	6,187.34	73.16
KRAFT FOODS INC.	214.000	12/18/08	12/19/08	5,720.22	5,804.11	83.89
ORACLE CORP COM	834.000	12/18/08	12/19/08	13,852.74	14,911.83	1,059.09
PHILIP MORRIS INTL INC COM	193.000	12/18/08	12/19/08	8,098.28	8,217.89	119.61
The Hershey Co.	276.000	12/18/08	12/19/08	9,792.48	9,862.63	70.15
WYETH COM	650.000	12/18/08	12/19/08	24,245.00	24,671.39	426.39
ACE Limited	200.000	12/19/08	12/22/08	10,412.00	10,464.58	52.58
BIOGEN IDEC INC COM	160.000	12/19/08	12/22/08	7,480.00	7,630.70	150.70
BLOCK H & R INC COM	235.000	12/19/08	12/22/08	5,123.00	5,072.30	(50.70)
BRINKER INTL INC COM	2,000.000	12/19/08	12/22/08	22,360.00	20,662.08	(1,697.92)
CBS CORP NEW CL B	606.000	12/19/08	12/22/08	4,672.26	4,553.45	(118.81)
CINTAS CORP COM	1,175.000	12/19/08	12/22/08	26,296.50	25,555.04	(741.46)
GENZYME CORP	130.000	12/19/08	12/22/08	8,866.00	8,824.48	(41.52)
HOME DEPOT INC COM	900.000	12/19/08	12/22/08	21,798.00	21,213.87	(584.13)
L-3 COMMUNICATIONS HLDGS INCCOM	100.000	12/19/08	12/22/08	7,254.00	7,164.27	(89.73)
MEDCO HEALTH SOLUTIONS INC COM	48.000	12/19/08	12/22/08	2,064.00	2,059.66	(4.34)
PROLOGIS SH BEN INT	485.000	12/19/08	12/22/08	4,481.40	4,724.94	243.54
SOUTHERN CO COM	400.000	12/19/08	12/22/08	14,336.00	14,480.79	144.79
STARBUCKS CORP COM	2,500.000	12/19/08	12/22/08	24,700.00	23,824.86	(875.14)
AMAZON COM INC COM	140.000	12/22/08	12/23/08	6,977.60	7,154.57	176.97
CASCADE BANCORP COM	820.263	12/22/08	12/29/08	5,996.12	5,386.90	(609.22)
EXXON MOBIL CORP COM	480.000	12/22/08	12/23/08	35,956.80	36,418.45	461.65
GROWTH FD AMER INC COM	420.000	12/22/08	12/23/08	8,324.40	8,282.40	(42.00)
LENNAR CORP CL A	712.000	12/22/08	12/23/08	6,336.80	6,338.18	1.38
Lennar Corp Class B	70.000	12/22/08	12/23/08	443.80	445.19	1.39
MICROSOFT CORP COM	2,618.000	12/22/08	12/23/08	50,213.24	50,817.18	603.94
NEW PERSPECTIVE FD INC COM	496.000	12/22/08	12/23/08	10,098.56	8,997.44	(1,101.12)
PLUM CREEK TIMBER CO INC COM	650.000	12/22/08	12/23/08	21,846.50	22,131.07	284.57
TEVA PHARMACEUTICAL INDS LTDADR	533.000	12/22/08	12/23/08	22,290.06	22,744.05	453.99
AMGEN INC COM	425.000	12/23/08	12/24/08	24,382.25	24,412.80	30.55
COCA COLA CO COM	400.000	12/23/08	12/24/08	17,588.00	17,656.78	68.78
ORACLE CORP COM	500.000	12/23/08	12/24/08	8,650.00	8,660.95	10.95
RLI	500.000	12/23/08	12/24/08	28,965.00	29,012.83	47.83
NEW PERSPECTIVE FD INC COM	58.295	12/24/08	12/26/08	1,057.48	1,067.38	9.90
ABBOTT LABS COM	120.000	12/24/08	12/26/08	6,318.00	6,323.02	5.02
EXXON MOBIL CORP COM	50.000	12/24/08	12/26/08	3,789.00	3,830.47	41.47
JPMORGAN & CHASE & CO COM	1,000.000	12/24/08	12/26/08	29,850.00	29,741.83	(108.17)
LOCKHEED MARTIN CORP COM	218.000	12/24/08	12/24/08	17,065.04	17,202.02	136.98
METTLER TOLEDO INTERNATIONALCOM	770.000	12/24/08	12/26/08	50,365.70	50,042.01	(323.69)
PFIZER INC COM	400.000	12/24/08	12/26/08	6,804.00	6,828.84	24.84
PROCTER & GAMBLE CO COM	150.000	12/24/08	12/26/08	9,058.50	9,147.27	88.77
STORA ENSO CORP SPON ADR REP R	1,925.000	12/24/08	12/26/08	14,941.85	14,726.16	(215.69)
Team Inc.	1,130.000	12/24/08	12/26/08	29,899.80	29,756.57	(143.23)
V F CORP COM	178.000	12/24/08	12/26/08	9,446.46	9,534.58	88.12
CHEVRON CORP NEW COM	175.000	12/26/08	12/29/08	12,311.25	12,423.57	112.32
COCA COLA CO COM	75.000	12/26/08	12/29/08	3,343.50	3,309.73	(33.77)
EXXON MOBIL CORP COM	175.000	12/26/08	12/29/08	13,508.25	13,550.56	42.31
GOOGLE INC CL A	30.000	12/26/08	12/29/08	9,010.80	8,793.25	(217.55)
Nuvasive	300.000	12/26/08	12/29/08	9,921.00	9,624.90	(296.10)
WAL MART STORES INC COM	450.000	12/26/08	12/26/08	24,907.50	24,710.35	(197.15)
AMGEN INC COM	440.000	12/29/08	12/30/08	25,022.80	25,069.55	46.75
EXXON MOBIL CORP COM	500.000	12/29/08	12/30/08	39,010.00	39,095.78	85.78
FLOWSERVE CORP COM	500.000	12/29/08	12/30/08	25,000.00	24,991.86	(8.14)
GENERAL MLS INC COM	500.000	12/29/08	12/30/08	29,350.00	29,740.83	390.83
GENZYME CORP	170.000	12/29/08	12/30/08	11,118.00	11,259.20	141.20
SPDR Gold Tr Gold Shs	122.000	12/29/08	12/30/08	10,534.70	10,477.84	(56.86)
CHEVRON CORP NEW COM	1,000.000	12/30/08	12/31/08	73,380.00	73,763.08	383.08

CITI GLOBAL IMPACT FUNDING TRUST INC  
 A/C #692-17579  
 REALIZED GAIN(LOSS)  
 12/31/2008

DESCRIPTION	# SHS	DATE ACQUIRED	Date of Sale	COST/ BASIS	Proceeds	Realized Gain(Loss)
CVS CAREMARK CORPORATION COM	542.000	12/30/08	12/31/08	15,354.86	15,511.95	157.09
EXXON MOBIL CORP COM	190.000	12/30/08	12/31/08	14,932.10	15,097.70	165.60
EXXON MOBIL CORP COM	1,000.000	12/30/08	12/31/08	78,590.00	79,461.55	871.55
GENERAL ELECTRIC CO COM	500.000	12/30/08	12/31/08	7,910.00	7,989.95	79.95
SYNOVUS FINL CORP COM	737.000	12/30/08	12/31/08	6,043.40	5,984.40	(59.00)

CITI GLOBAL IMPACT FUNDING TRUST INC  
A/C #692-17579  
REALIZED GAIN(LOSS)  
12/31/2008

DESCRIPTION	# SHS	DATE ACQUIRED	Date of Sale	COST/BASIS	Proceeds	Realized Gain(Loss)
Telenor ASA NOK	340.000	12/28/07	01/03/08	8,143.00	8,179.28	36.28
Tongaat Hulett Group LTD ZAR	210.000	12/28/07	01/02/08	2,746.38	2,677.45	(68.93)
Allstate Corp	110.000	12/31/07	01/08/08	5,745.30	5,625.31	(119.99)
Altna Group	100.000	12/31/07	01/02/08	7,558.00	7,557.98	(0.02)
Amegan Inc	317.000	12/31/07	01/03/08	14,721.48	14,629.32	(92.16)
Avon Products Inc	250.000	12/31/07	01/02/08	9,882.50	9,839.84	(42.66)
BG Group PLC Spon ADR	100.000	12/19/07	01/02/08	10,888.30	11,254.82	366.52
BP PLC Spons ADR	1,055.000	12/31/07	01/02/08	77,194.35	77,288.11	93.76
Beijing Med Pharm Corp	20,000.000	12/31/07	01/02/08	219,600.00	204,020.87	(15,579.13)
Chevron Corp	360.000	12/31/07	01/02/08	33,598.80	33,699.44	100.64
Cisco Sys Inc	1,500.000	12/31/07	01/02/08	40,603.50	39,989.38	(614.12)
Commerce Bancorp Inc	265.000	12/31/07	01/02/08	10,107.10	9,964.37	(142.73)
Intel Corp	400.000	12/31/07	01/02/08	10,664.00	10,167.84	(496.16)
KT&G Corp	210.000	12/28/07	01/04/08	8,940.12	8,820.00	(120.12)
Merck & Co Inc	80.000	12/31/07	01/02/08	4,648.80	4,636.72	(12.08)
Occidental Petroleum Corp	121.000	12/27/07	01/02/08	8,833.63	9,366.70	533.07
Sasol LTD Spons ADR	455.000	12/31/07	01/02/08	22,508.85	22,730.90	222.05
Schlumberg LTD	260.000	12/31/07	01/02/08	25,576.20	25,917.70	341.50
Stryker Corp	105.000	12/26/07	01/08/08	8,030.40	7,655.89	(374.51)
Target Corp	200.000	12/31/07	01/02/08	10,000.00	9,853.84	(146.16)
Telefonica SA Spons ADR	828.000	12/31/07	01/02/08	80,887.00	80,405.51	(481.49)
Travelers Companies Inc	177.000	12/27/07	01/02/08	9,573.93	9,367.08	(206.85)
Streettracks Gold Shares	65.000	12/31/07	01/02/08	5,359.90	5,498.26	138.36
Allianceberstein Intl Value Fund Advisor Class	1,332.000	12/31/07	01/02/08	30,009.96	29,743.56	(266.40)
CGM Focus Fund	400.000	12/31/07	01/09/08	20,996.00	20,696.00	(300.00)
Davis NY Venture Fund	1,895.419	12/31/07	01/02/08	73,163.17	72,177.56	(985.61)
Dodge & Cox	280.000	12/31/07	01/02/08	38,712.80	38,250.80	(462.00)
Legg Mason Amencan Leading Companies	887.412	12/31/07	01/02/08	20,232.99	19,886.90	(346.09)
Legg Mason International Equity Trust	1,010.908	12/19/07	01/02/08	18,637.60	19,397.81	760.21
Legg Mason Growth Trust Fund	769.700	12/31/07	01/02/08	24,999.86	24,807.43	(192.43)
New World Fund Class A	1,690.000	12/31/07	01/02/08	100,453.60	100,200.10	(253.50)
SSB AAA Energy Futures Fund II LP	5.000	12/18/07	01/15/08	14,001.65	14,264.20	262.55

Ref: 00009214 00080401

CITI GLOBAL IMPACT  
Account Number 692-17571-15 643

**Details of Earnings 2008**

**Dividends and Distributions, Section 1**

Amounts displayed for dividends include dividend reinvestments, money fund earnings, accrued dividends received and dividends exempt from Federal income tax.  
"Total dividends" includes both Qualified and non-qualified dividends received.  
"Total capital gain distributions" is a total of long term capital gain distributions, Unrecaptured Sec. 1250 gain and Section 1202 gain.

Reference number	Description	Total dividends	Qualified dividends	Short term capital gains	Total capital gain distributions	Unrecaptured Sec. 1250 gain	Section 1202 gain	Alternative minimum tax
160000100	LEGG MASON PARTNERS APPRECIATION FUND CLASS I A PORTION OF THIS INCOME HAS BEEN RECLASSIFIED	\$ 28,079.06	\$ 27,659.26	\$ 2,308.37	\$ 156,378.75			
160000200	LEGG MASON PARTNERS STRATEGIC INCOME FUND CLASS I	255,847.59						
160000300	WESTERN ASSET MONEY MARKET FUND CLASS A	15,589.13						
160000400	VANGUARD GROWTH ETF A PORTION OF THIS INCOME HAS BEEN RECLASSIFIED	17,724.00	17,724.00					
160000500	VANGUARD VALUE ETF A PORTION OF THIS INCOME HAS BEEN RECLASSIFIED	21,851.70	21,851.70					
<b>Totals</b>		<b>\$ 339,091.48</b>	<b>\$ 67,234.96</b>	<b>\$ 2,308.37</b>	<b>\$ 156,378.75</b>			

**Details of Short-Term Gain (Loss) 2008**

This section shows your sales of securities during the year. The "Sale Proceeds" column excludes any accrued income you may have received. In addition, although cash in lieu less than \$20 is not included on Form 1099-B (if applicable), it is included in this section. Please note, this material is being prepared for informational purposes only and should not be used for tax preparation without the assistance of your tax advisor.

Reference number	Quantity	Security Description	Opening Trade Date	Closing Trade Date	Sale Proceeds	Cost	(Loss)	Gain
125001000	502.989	LEGG MASON PARTNERS AGGRESSIVE	12/31/07	12/19/08	\$ 34,982.88	\$ 61,752.00	(\$ 26,769.12)	
	742.084	GROWTH FD CL I	01/29/08		51,611.94	85,822.00	(34,210.06)	
	1,226.133	CONFIRM #003921482	03/31/08		85,277.55	133,673.00	(48,395.45)	
	189.729		05/20/08		13,195.65	22,684.00	(9,488.35)	
	1,205.217		06/20/08		83,822.84	133,056.00	(49,233.16)	

2008 YEAR END SUMMARY

Ref: 00009214 00080402

CITI GLOBAL IMPACT

Account Number 692-17571-15 643

Details of Short Term Gain/Loss 2008 continued

Reference number	Quantity	Security Description	Opening Trade Date	Closing Trade Date	Sale Proceeds	Cost	(Loss)	Gain
	93.754		07/07/08		\$ 6,520.59	\$ 9,787.00	(\$ 3,266.41)	
	2,049.88		09/25/08		142,569.15	196,358.00	(53,788.85)	
	3,337.305		10/13/08		232,109.56	257,373.00	(25,263.44)	
	6,804.103		11/14/08		473,225.35	459,345.00		13,880.35
125002600	4,674.374	LEGG MASON PARTNERS	12/27/07	12/19/08	47,959.08	71,237.46	(23,278.38)	
	3,446.457	APPRECIATION FUND CLASS I	12/27/07		35,360.65	52,524.00	(17,163.35)	
	6,608.427	CONFIRM #003921483	12/31/07		67,802.46	100,382.00	(32,579.54)	
	4,694.163		01/29/08		48,162.11	67,549.00	(19,386.89)	
	1,630.534		05/20/08		16,729.28	25,045.00	(8,315.72)	
	324.972		06/19/08		3,334.21	4,676.34	(1,342.13)	
	12,653.915		06/19/08		129,829.17	182,089.84	(52,260.67)	
	1,672.406		06/20/08		17,158.89	23,698.00	(6,539.11)	
	541.05		07/07/08		5,551.17	7,315.00	(1,763.83)	
	22,213.579		10/13/08		227,911.32	247,015.00	(19,103.68)	
	70,490.424		11/14/08		723,231.77	714,068.00		9,163.77
125003900	5,364.367	LEGG MASON PARTNERS	12/27/07	12/19/08	51,605.21	84,005.99	(32,400.78)	
	2,029.757	FUNDAMENTAL VALUE FUND CL I	12/27/07		19,526.26	31,786.00	(12,259.74)	
	7,418.164	CONFIRM #003921486	12/31/07		71,362.74	115,575.00	(44,212.26)	
	8,072.139		01/29/08		77,653.98	118,499.00	(40,845.02)	
	1,368.289		02/22/08		13,162.94	20,237.00	(7,074.06)	
	3,509.961		05/20/08		33,765.82	53,913.00	(20,147.18)	
	5,368.432		06/20/08		51,644.32	77,037.00	(25,392.68)	
	3,341.618		07/07/08		32,146.36	45,446.00	(13,299.64)	
	24,193.56		10/13/08		232,742.04	262,984.00	(30,241.96)	
	7,010.878		10/28/08		67,444.65	70,249.00	(2,804.35)	
	83,007.684		11/14/08		798,533.92	777,782.00		20,751.92
125004900	3,421.166	LEGG MASON PARTNERS STRATEGIC	12/31/07	12/19/08	16,216.33	22,032.31	(5,815.98)	
	16,817.317	INCOME FUND CLASS I	12/27/07		79,714.08	107,799.00	(28,084.92)	
	499.379	CONFIRM #003921492	12/31/07		2,367.06	3,216.00	(848.94)	
	3,678.396		01/31/08		17,435.60	23,762.44	(6,326.84)	
	1,891.892		02/22/08		8,967.57	11,900.00	(2,932.43)	
	3,418.609		02/29/08		16,204.21	21,605.61	(5,401.40)	
	3,398.175		03/31/08		16,107.35	21,000.72	(4,893.37)	
	4,584.951		03/31/08		21,732.67	28,335.00	(6,602.33)	
	16,459.807		04/22/08		78,019.49	102,380.00	(24,360.51)	
	3,434.789		04/30/08		16,280.90	21,501.78	(5,220.88)	
	6,215.238		05/20/08		29,460.23	39,156.00	(9,695.77)	
	3,850.143		05/30/08		18,249.68	23,755.38	(5,505.70)	
	3,688.275		06/30/08		17,482.42	22,092.77	(4,610.35)	
	3,802.003		07/31/08		18,021.49	22,165.68	(4,144.19)	

2  
0  
0  
Y  
E  
A  
R  
E  
N  
D  
S  
U  
M  
M  
A  
R  
Y

Ref: 00009214 00080403

CITI GLOBAL IMPACT

Account Number 692-17571-15 643

Details of Short Term Gain (Loss) 2008 - continued

Reference number	Quantity	Security Description	Opening Trade Date	Closing Trade Date	Sale Proceeds	Cost	(Loss)	Gain
	3,866.816		08/29/08		\$ 18,328.71	\$ 22,698.21	(\$ 4,369.50)	
	3,853.068		10/01/08		18,263.54	20,960.69	(2,697.15)	
	4,323.248		11/03/08		20,492.20	21,054.22	(562.02)	
	94,885.537		11/14/08		449,757.45	459,246.00	(9,488.55)	
	41,922.845		11/28/08		198,714.29	194,522.00		4,192.29
	3,924.845		12/01/08		18,603.76	18,211.28		392.48
<b>Total</b>					<b>\$ 4,976,352.89</b>	<b>\$ 5,720,358.72</b>	<b>(\$ 792,386.64)</b>	<b>\$ 48,380.81</b>

Details of Long Term Gain (Loss) 2008

This section shows your sales of securities during the year. The "Sale Proceeds" column excludes any accrued income you may have received. In addition, although cash in lieu less than \$20 is not included on Form 1099-B (if applicable), it is included in this section. Please note, this material is being prepared for informational purposes only and should not be used for tax preparation without the assistance of your tax advisor.

Reference number	Quantity	Security Description	Opening Trade Date	Closing Trade Date	Sale Proceeds	Cost	(Loss)	Gain
125000100	78.397	LEGG MASON PARTNERS AGGRESSIVE	11/29/04	02/14/08	\$ 9,028.98	\$ 7,385.00		\$ 1,643.98
	82.984	GROWTH FD CL I	12/06/04		9,557.27	7,888.43		1,668.84
	181.955		12/13/04		20,955.75	17,482.26		3,473.49
125000200	106.701	LEGG MASON PARTNERS AGGRESSIVE	12/13/04	02/22/08	12,381.61	10,251.85		2,129.76
	64.481	GROWTH FD CL I	12/17/04		7,482.39	6,245.66		1,236.73
125000300	44.836	LEGG MASON PARTNERS AGGRESSIVE	12/17/04	04/22/08	5,183.94	4,342.83		841.11
	970.953	GROWTH FD CL I	12/20/04		112,261.59	93,658.12		18,603.47
	135.481		12/21/04		15,664.31	13,197.21		2,467.10
	578.595		12/23/04		66,897.16	56,459.30		10,437.86
125000400	305.678	LEGG MASON PARTNERS AGGRESSIVE	12/23/04	06/06/08	35,709.32	29,828.06		5,881.26
	95.577	GROWTH FD CL I	12/27/04		11,165.31	9,303.51		1,861.80
	.546		12/28/04		63.78	53.79		9.99
	124.547		12/29/04		14,549.59	12,279.09		2,270.50
125000500	374.226	LEGG MASON PARTNERS AGGRESSIVE	12/29/04	07/24/08	38,942.00	36,894.94		2,047.06
		GROWTH FD CL I						
125000600	502.702	LEGG MASON PARTNERS AGGRESSIVE	12/29/04	08/29/08	54,689.00	49,561.38		5,127.62
		GROWTH FD CL I						
125000700	25.173	LEGG MASON PARTNERS AGGRESSIVE	12/29/04	10/28/08	1,753.80	2,481.81	(728.01)	
	140.029	GROWTH FD CL I	12/31/04		9,755.82	13,794.23	(4,038.41)	
		CONFIRM #003654470						

2008 YEAR END SUMMARY

Ref: 00009214 00080404

CITI GLOBAL IMPACT

Account Number 692-17571-15 643

Details of Long Term Gain (Loss) 2008 - continued

Reference number	Quantity	Security Description	Opening Trade Date	Closing Trade Date	Sale Proceeds	Cost	(Loss)	Gain
	160.712		01/03/05		\$ 11,196.81	\$ 15,618.02	(\$ 4,421.21)	
	42.451		01/10/05		2,957.57	4,092.28	(1,134.71)	
125000800	952.272	LEGG MASON PARTNERS AGGRESSIVE GROWTH FD CL I CONFIRM #003864254	01/10/05	11/28/08	65,164.00	91,799.02	(26,635.02)	
125000900	971.501	LEGG MASON PARTNERS AGGRESSIVE GROWTH FD CL I CONFIRM #003910409	01/10/05	12/16/08	68,869.72	93,652.70	(24,782.98)	
	86.367		01/11/05		6,122.56	8,263.57	(2,141.01)	
	56.764		01/13/05		4,024.00	5,433.46	(1,409.46)	
	157.824		01/25/05		11,188.14	14,900.20	(3,712.06)	
	117.859		01/31/05		8,355.03	11,292.07	(2,937.04)	
	20.321		02/10/05		1,440.55	1,963.41	(522.86)	
125001000	33.101	LEGG MASON PARTNERS AGGRESSIVE GROWTH FD CL I CONFIRM #003921482	02/10/05	12/19/08	2,302.17	3,198.22	(896.05)	
	28.913		02/14/05		2,010.90	2,816.97	(806.07)	
	1,508.816		02/22/05		104,938.15	144,423.82	(39,485.67)	
	95.05		03/03/05		6,610.73	9,197.96	(2,587.23)	
	53.286		03/16/05		3,706.04	5,064.34	(1,358.30)	
	362.244		03/22/05		25,194.07	34,271.89	(9,077.82)	
	4.503		03/28/05		313.18	423.29	(110.11)	
	82.441		04/07/05		5,733.77	7,854.17	(2,120.40)	
	127.084		04/11/05		8,838.69	12,033.62	(3,194.93)	
	16.149		04/12/05		1,123.16	1,534.32	(411.16)	
	119.914		04/22/05		8,340.02	11,012.87	(2,672.85)	
	221.125		05/04/05		15,379.24	20,502.74	(5,123.50)	
	17.078		05/31/05		1,187.77	1,626.51	(438.74)	
	202.061		06/02/05		14,053.34	19,383.70	(5,330.36)	
	64.391		06/14/05		4,478.39	6,234.30	(1,755.91)	
	38.899		06/22/05		2,705.43	3,813.64	(1,108.21)	
	21.917		06/27/05		1,524.33	2,124.18	(599.85)	
	73.819		06/29/05		5,134.11	7,186.27	(2,052.16)	
	854.283		07/22/05		59,415.38	88,196.14	(28,780.76)	
	1.247		07/26/05		86.73	129.43	(42.70)	
	88.898		08/17/05		6,182.86	9,191.15	(3,008.29)	
	111.93		08/18/05		7,784.73	11,557.89	(3,773.16)	
	11.893		09/07/05		827.16	1,285.33	(458.17)	
	246.13		09/30/05		17,118.34	26,619.00	(9,500.66)	
	164.418		10/10/05		11,435.27	17,134.00	(5,698.73)	
	205.771		10/14/05		14,311.37	21,324.00	(7,012.63)	
	1.983		11/11/05		137.92	216.00	(78.08)	
	397.683		12/02/05		27,658.85	44,278.00	(16,619.15)	
	963.966		12/23/05		67,043.84	109,092.00	(42,048.16)	

2008 YEAR END SUMMARY

Ref: 00009214 00080405

CITI GLOBAL IMPACT

Account Number 692-17571-15 643

Details of Long Term Gain (Loss) 2008 - continued

Reference number	Quantity	Security Description	Opening Trade Date	Closing Trade Date	Sale Proceeds	Cost	(Loss)	Gain
	1,233.708		12/30/05		\$ 85,804.39	\$ 137,361.00	(\$ 51,556.61)	
	493.352		01/06/06		34,312.63	57,071.00	(22,758.37)	
	49.664		01/19/06		3,454.13	5,834.00	(2,379.87)	
	173.622		02/10/06		12,075.41	19,970.00	(7,894.59)	
	196.961		02/17/06		13,698.64	23,011.00	(9,312.36)	
	1,085.343		03/10/06		75,485.61	124,402.00	(48,916.39)	
	85.184		03/17/06		5,924.55	9,935.00	(4,010.45)	
	198.541		03/24/06		13,808.53	23,005.00	(9,196.47)	
	403.025		04/07/06		28,030.39	47,162.00	(19,131.61)	
	155.979		04/13/06		10,848.34	18,262.00	(7,413.66)	
	193.75		04/27/06		13,475.31	22,940.00	(9,464.69)	
	28.26		05/05/06		1,965.48	3,379.00	(1,413.52)	
	191.007		05/12/06		13,284.54	22,111.00	(8,826.46)	
	933.289		05/19/06		64,910.25	105,583.00	(40,672.75)	
	38.291		05/26/06		2,663.14	4,351.00	(1,687.86)	
	188.476		06/09/06		13,108.51	20,951.00	(7,842.49)	
	171.077		06/22/06		11,898.41	18,750.00	(6,851.59)	
	52.943		07/14/06		3,682.19	5,693.00	(2,010.81)	
	242.402		07/21/06		16,859.06	25,617.00	(8,757.94)	
	446.076		08/11/06		31,024.59	48,881.00	(17,856.41)	
	335.34		08/25/06		23,322.90	37,937.00	(14,614.10)	
	62.739		09/08/06		4,363.50	7,082.00	(2,718.50)	
	263.934		09/22/06		18,356.61	29,872.00	(11,515.39)	
	12.235		10/12/06		850.94	1,451.00	(600.06)	
	113.408		11/03/06		7,887.53	13,398.00	(5,510.47)	
	354.929		11/10/06		24,685.31	41,871.00	(17,185.69)	
	1,515.541		11/15/06		105,405.88	182,456.00	(77,050.12)	
	677.42		12/14/06		47,114.56	82,591.00	(35,476.44)	
	830.677		12/21/06		57,773.59	100,595.00	(42,821.41)	
	1,024.026		12/27/06		71,221.01	124,368.00	(53,146.99)	
	2,304.956		01/11/07		160,309.69	282,749.00	(122,439.31)	
	1,000.162		03/01/07		69,561.27	117,209.00	(47,647.73)	
	727.71		03/14/07		50,612.23	84,851.00	(34,238.77)	
	247.34		05/18/07		17,202.50	31,291.00	(14,088.50)	
	346.666		06/29/07		24,110.62	43,881.00	(19,770.38)	
	670.263		08/09/07		46,616.79	79,386.00	(32,769.21)	
	384.895		09/28/07		26,769.45	48,516.00	(21,746.55)	
	555.253		10/12/07		38,617.85	71,883.00	(33,265.15)	
	319.304		11/02/07		22,207.59	39,798.00	(17,590.41)	
	303.246		11/14/07		21,090.76	36,996.00	(15,905.24)	

2008 YEAR END SUMMARY



Ref: 00009214 00080406

CITI GLOBAL IMPACT

Account Number 692-17571-15 643

Details of Long-Term Gain/(Loss) 2008 - continued

Reference number	Quantity	Security Description	Opening Trade Date	Closing Trade Date	Sale Proceeds	Cost	(Loss)	Gain
	908.584		11/26/07		\$ 63,192.02	\$ 106,804.00	(# 43,611.98)	
	1,131.586		12/17/07		78,701.81	135,564.00	(56,862.19)	
125001100	5,943.573	LEGG MASON PARTNERS	09/24/04	02/14/08	86,003.50	82,675.11		3,328.39
	340.704	APPRECIATION FUND CLASS I	09/27/04		4,929.99	4,708.53		221.46
	527.208		10/04/04		7,628.70	7,465.27		163.43
	95.915		10/11/04		1,387.89	1,350.48		37.41
	1,486.449		11/01/04		21,508.92	20,973.79		535.13
125001200	2,722.785	LEGG MASON PARTNERS	11/01/04	03/14/08	38,309.58	38,418.50	(108.92)	
	1,041.518	APPRECIATION FUND CLASS I	11/04/04		14,654.16	15,029.11	(374.95)	
	789.326		11/11/04		11,105.82	11,484.69	(378.87)	
	995.625		11/29/04		14,008.44	14,625.73	(617.29)	
125001300	2,941.886	LEGG MASON PARTNERS	11/29/04	03/20/08	42,422.00	43,216.31	(794.31)	
		APPRECIATION FUND CLASS I						
125001400	743.065	LEGG MASON PARTNERS	11/29/04	03/31/08	10,744.72	10,915.62	(170.90)	
	1,075.054	APPRECIATION FUND CLASS I	12/06/04		15,545.28	15,835.55	(290.27)	
125001500	61.898	LEGG MASON PARTNERS	12/06/04	04/22/08	922.90	911.76		11.14
	3,215.701	APPRECIATION FUND CLASS I	12/13/04		47,946.10	47,560.22		385.88
125001600	164.643	LEGG MASON PARTNERS	12/13/04	05/07/08	2,484.46	2,435.07		49.39
	3,025.753	APPRECIATION FUND CLASS I	12/17/04		45,658.61	43,540.59		2,118.02
	289.392		12/20/04		4,366.93	4,170.14		196.79
125001700	4,731.824	LEGG MASON PARTNERS	12/20/04	06/06/08	71,072.00	68,185.58		2,886.42
		APPRECIATION FUND CLASS I						
125001800	3,437.695	LEGG MASON PARTNERS	12/20/04	07/24/08	46,237.00	49,537.18	(3,300.18)	
		APPRECIATION FUND CLASS I						
125001900	1,141.983	LEGG MASON PARTNERS	12/20/04	08/29/08	15,668.00	16,455.98	(787.98)	
		APPRECIATION FUND CLASS I						
125002000	2,115.114	LEGG MASON PARTNERS	12/20/04	09/25/08	27,792.60	30,478.79	(2,686.19)	
	1,653.937	APPRECIATION FUND CLASS I	12/21/04		21,732.73	24,031.70	(2,298.97)	
	9.28	CONFIRM #003558478	12/22/04		121.94	135.21	(13.27)	
	2,335.976		12/23/04		30,694.73	34,105.25	(3,410.52)	
125002100	6,559.866	LEGG MASON PARTNERS	12/23/04	10/07/08	72,420.92	95,774.05	(23,353.13)	
	920.627	APPRECIATION FUND CLASS I	12/27/04		10,163.72	13,395.12	(3,231.40)	
	78.979	CONFIRM #003592079	12/28/04		871.93	1,156.25	(284.32)	
	11,164.795		12/29/04		123,259.34	163,452.60	(40,193.26)	
	1,517.671		12/31/04		16,755.09	22,203.53	(5,448.44)	
125002200	483.614	LEGG MASON PARTNERS	12/31/04	10/28/08	5,121.47	7,075.27	(1,953.80)	
	1,838.689	APPRECIATION FUND CLASS I	01/03/05		19,471.72	26,697.76	(7,226.04)	
	7,332.843	CONFIRM #003654471	01/10/05		77,654.81	105,812.93	(28,158.12)	

2008 YEAR END SUMMARY

Ref: 00009214 00080407

CITI GLOBAL IMPACT

Account Number 692-17571-15 643

Details of Long Term Gain (Loss) 2008 - continued

Reference number	Quantity	Security Description	Opening Trade Date	Closing Trade Date	Sale Proceeds	Cost	(Loss)	Gain
125002300	12,469.875	LEGG MASON PARTNERS APPRECIATION FUND CLASS I CONFIRM #003864255	01/10/05	11/28/08	\$ 129,562.00	\$ 179,940.30	(\$ 50,378.30)	
125002400	424.502	LEGG MASON PARTNERS	01/10/05	12/09/08	4,359.64	6,125.56	(1,765.92)	
	1,289.782	APPRECIATION FUND CLASS I	01/11/05		13,246.06	18,534.17	(5,288.11)	
	827.25	CONFIRM #003889378	01/13/05		8,495.86	11,862.76	(3,366.90)	
	986.652		01/25/05		10,132.92	14,138.72	(4,005.80)	
	426.774		01/31/05		4,382.97	6,175.42	(1,792.45)	
	372.314		02/14/05		3,823.66	5,499.08	(1,675.42)	
	5,628.909		02/22/05		57,808.89	82,294.65	(24,485.76)	
125002500	473.485	LEGG MASON PARTNERS APPRECIATION FUND CLASS I CONFIRM #003910410	02/22/05	12/16/08	5,000.00	6,922.35	(1,922.35)	
125002600	4,197.844	LEGG MASON PARTNERS	02/22/05	12/19/08	43,069.88	61,372.48	(18,302.60)	
	770.094	APPRECIATION FUND CLASS I	03/03/05		7,901.16	11,274.17	(3,373.01)	
	3,867.53	CONFIRM #003921483	03/22/05		39,680.86	55,576.41	(15,895.55)	
	286.066		03/28/05		2,935.04	4,096.47	(1,161.43)	
	532.594		04/07/05		5,464.41	7,722.61	(2,258.20)	
	1,508.701		04/11/05		15,479.27	21,725.29	(6,246.02)	
	295.155		04/12/05		3,028.29	4,264.99	(1,236.70)	
	729.922		04/22/05		7,489.00	10,248.11	(2,759.11)	
	311.596		05/04/05		3,196.97	4,437.12	(1,240.15)	
	242.228		05/31/05		2,485.26	3,480.81	(995.55)	
	2,276.372		06/02/05		23,355.58	32,984.63	(9,629.05)	
	362.365		06/14/05		3,717.86	5,261.54	(1,543.68)	
	936.218		06/22/05		9,605.60	13,678.14	(4,072.54)	
	142.334		06/23/05		1,460.35	2,061.00	(600.65)	
	410.877		06/27/05		4,215.60	5,912.52	(1,696.92)	
	619.539		06/29/05		6,356.47	8,946.15	(2,589.68)	
	179.248		07/01/05		1,839.08	2,574.00	(734.92)	
	686.834		07/05/05		7,046.92	9,938.49	(2,891.57)	
	936.076		07/12/05		9,604.14	13,741.59	(4,137.45)	
	10,248.844		07/22/05		105,153.14	151,580.40	(46,427.26)	
	18.23		07/26/05		187.04	268.71	(81.67)	
	309.275		08/01/05		3,173.16	4,583.45	(1,410.29)	
	884.311		08/17/05		9,073.03	12,999.37	(3,926.34)	
	1,319.248		08/18/05		13,535.48	19,366.56	(5,831.08)	
	110.276		08/24/05		1,131.43	1,615.54	(484.11)	
	1,686.063		08/26/05		17,299.01	24,582.80	(7,283.79)	
	282.314		09/01/05		2,896.54	4,166.95	(1,270.41)	

2  
0  
0  
Y  
E  
A  
R  
E  
N  
D  
S  
U  
M  
M  
A  
R  
Y

Ref. 00009214 00080408

CITI GLOBAL IMPACT

Account Number 692-17571-15 643

Details of Long Term Gain (Loss) 2008 - continued

Reference number	Quantity	Security Description	Opening Trade Date	Closing Trade Date	Sale Proceeds	Cost	(Loss)	Gain
	490.054		09/07/05		\$ 5,027.95	\$ 7,296.90	(\$ 2,268.95)	
	916.655		10/10/05		9,404.88	13,264.00	(3,859.12)	
	103.251		11/25/05		1,059.36	1,588.00	(528.64)	
	3,479.389		12/02/05		35,698.53	53,613.00	(17,814.47)	
	11,124.34		12/09/05		114,135.73	162,860.34	(48,724.61)	
	1,563.525		12/09/05		16,041.77	22,890.00	(6,848.23)	
	2,062.031		12/28/05		21,156.44	29,816.97	(8,660.53)	
	14,114.061		12/23/05		144,810.26	206,771.00	(61,960.74)	
	12,270.097		12/30/05		125,891.19	176,444.00	(50,552.81)	
	7,966.305		01/06/06		81,734.29	117,503.00	(35,768.71)	
	1,176.071		01/13/06		12,066.49	17,300.00	(5,233.51)	
	22.391		02/10/06		229.73	324.00	(94.27)	
	3,323.381		02/17/06		34,097.89	48,754.00	(14,656.11)	
	556.949		03/03/06		5,714.30	8,215.00	(2,500.70)	
	5,040.041		03/10/06		51,710.82	74,391.00	(22,680.18)	
	421.933		03/17/06		4,329.03	6,329.00	(1,999.97)	
	6,166.933		04/07/06		63,272.73	92,504.00	(29,231.27)	
	843.47		04/13/06		8,654.00	12,593.00	(3,939.00)	
	664.183		05/05/06		6,814.52	10,162.00	(3,347.48)	
	370.592		05/12/06		3,802.27	5,570.00	(1,767.73)	
	5,347.336		05/19/06		54,863.67	79,301.00	(24,437.33)	
	792.686		06/09/06		8,132.96	11,597.00	(3,464.04)	
	132.179		06/23/06		1,356.16	1,904.70	(548.54)	
	4,127.552		06/23/06		42,348.68	59,478.03	(17,129.35)	
	428.33		07/14/06		4,394.67	6,078.00	(1,683.33)	
	1,996.761		07/21/06		20,486.77	28,354.00	(7,867.23)	
	496.545		08/11/06		5,094.55	7,185.00	(2,090.45)	
	4,635.473		08/25/06		47,559.95	68,605.00	(21,045.05)	
	326.946		09/22/06		3,354.47	4,914.00	(1,559.53)	
	246.055		10/12/06		2,524.52	3,836.00	(1,311.48)	
	100.695		10/27/06		1,033.13	1,593.00	(559.87)	
	19,374.069		11/15/06		198,777.95	312,310.00	(113,532.05)	
	13,088.638		12/08/06		134,289.42	203,004.77	(68,715.35)	
	6,917.88		12/14/06		70,977.45	108,334.00	(37,356.55)	
	8,347.951		12/21/06		85,649.98	130,395.00	(44,745.02)	
	3,807.948		12/27/06		39,069.55	59,023.20	(19,953.65)	
	10,909.935		12/27/06		111,935.93	169,104.00	(57,168.07)	
	28,277.563		01/11/07		290,127.79	438,585.00	(148,457.21)	
	851.318		01/19/07		8,734.52	13,238.00	(4,503.48)	
	4,654.348		03/01/07		47,753.61	70,653.00	(22,899.39)	
	10,711.726		03/14/07		109,902.31	160,783.00	(50,880.69)	

2008 YEAR END SUMMARY



# Smith Barney Reserved Client Statement 2008 Year End Summary

Ref: 00009214 00080409

CITI GLOBAL IMPACT

Account Number 692-17571-15 643

**Details of Long Term Gain (Loss) 2008 - continued**

Reference number	Quantity	Security Description	Opening Trade Date	Closing Trade Date	Sale Proceeds	Cost	(Loss)	Gain
	100.896		04/12/07		\$ 1,035.19	\$ 1,576.00	(\$ 540.81)	
	1,358.731		04/23/07		13,940.58	21,631.00	(7,690.42)	
	292.448		05/18/07		3,000.52	4,802.00	(1,801.48)	
	2,028.709		06/19/07		20,814.55	33,636.00	(12,821.45)	
	170.272		06/22/07		1,746.99	2,749.89	(1,002.90)	
	3,705.436		06/22/07		38,017.77	59,842.79	(21,825.02)	
	5,205.178		09/07/07		53,405.13	83,439.00	(30,033.87)	
	2,671.103		09/28/07		27,405.52	44,554.00	(17,148.48)	
	5,603.345		10/12/07		57,490.32	95,481.00	(37,990.68)	
	2,530.182		11/14/07		25,959.67	41,748.00	(15,788.33)	
	10,236.779		11/26/07		105,029.35	163,379.00	(58,349.65)	
	28,029.269		12/13/07		287,580.30	436,135.43	(148,555.13)	
	11,633.884		12/17/07		119,363.65	176,137.00	(56,773.35)	
125002700	9,215.306	LEGG MASON PARTNERS FUNDAMENTAL VALUE FUND CL I	09/24/04	02/14/08	135,465.00	130,488.73		4,976.27
125002800	1,640.454	LEGG MASON PARTNERS FUNDAMENTAL VALUE FUND CL I	09/24/04	03/14/08	23,114.00	23,228.83	(114.83)	
125002900	2,979.631	LEGG MASON PARTNERS FUNDAMENTAL VALUE FUND CL I	09/24/04	03/20/08	43,592.00	42,191.58		1,400.42
125003000	1,800	LEGG MASON PARTNERS FUNDAMENTAL VALUE FUND CL I	09/24/04	03/31/08	26,154.00	25,488.00		666.00
125003100	1,038.14	LEGG MASON PARTNERS FUNDAMENTAL VALUE FUND CL I	09/24/04	04/22/08	15,406.00	14,700.06		705.94
125003200	2,284.425	LEGG MASON PARTNERS FUNDAMENTAL VALUE FUND CL I	09/24/04	05/07/08	34,723.26	32,347.46		2,375.80
	256.702		09/27/04		3,901.87	3,604.10		297.77
	310.715		10/04/04		4,722.87	4,508.47		214.40
	364.608		10/11/04		5,542.04	5,202.95		339.09
	3,531.24		11/01/04		53,674.85	50,532.04		3,142.81
	105.402		11/04/04		1,602.11	1,548.36		53.75
125003300	447.94	LEGG MASON PARTNERS FUNDAMENTAL VALUE FUND CL I	11/04/04	07/24/08	6,087.51	6,580.24	(492.73)	
	557.717		11/11/04		7,579.37	8,315.56	(736.19)	
	121.734		11/17/04		1,654.37	1,834.53	(180.16)	
	3,795.472		11/29/04		51,580.47	57,539.35	(5,958.88)	
	681.189		12/06/04		9,257.36	10,367.70	(1,110.34)	
	493.225		12/13/04		6,702.92	7,482.22	(779.30)	
125003400	2,658.402	LEGG MASON PARTNERS FUNDAMENTAL VALUE FUND CL I CONFIRM #003558479	12/13/04	09/25/08	35,277.00	40,327.96	(5,050.96)	

2008 YEAR END SUMMARY

Ref. 00009214 00080410

CITI GLOBAL IMPACT

Account Number 692-17571-15 643

Details of Long-Term Gain (Loss) 2008 - continued

Reference number	Quantity	Security Description	Opening Trade Date	Closing Trade Date	Sale Proceeds	Cost	(Loss)	Gain
125003500	1,365.719	LEGG MASON PARTNERS	12/13/04	10/07/08	\$ 14,804.39	\$ 20,717.96	(\$ 5,913.57)	
	1,451.514	FUNDAMENTAL VALUE FUND CL I	12/17/04		15,734.41	22,019.47	(6,285.06)	
	9,895.695	CONFIRM #003592080	12/20/04		107,269.33	149,820.82	(42,551.49)	
	1,150.541		12/21/04		12,471.87	17,591.77	(5,119.90)	
125003600	193.827	LEGG MASON PARTNERS	12/21/04	11/28/08	1,885.94	2,963.61	(1,077.67)	
	8,443.156	FUNDAMENTAL VALUE FUND CL I	12/23/04		82,151.91	129,264.72	(47,112.81)	
	952.897	CONFIRM #003864256	12/27/04		9,271.69	14,560.26	(5,288.57)	
	7,267.468		12/29/04		70,712.46	111,919.00	(41,206.54)	
125003700	3,177.474	LEGG MASON PARTNERS	12/29/04	12/09/08	30,599.07	48,933.10	(18,334.03)	
	1,827.801	FUNDAMENTAL VALUE FUND CL I	12/31/04		17,601.72	28,166.41	(10,564.69)	
	1,438.112	CONFIRM #003889379	01/03/05		13,849.02	21,916.83	(8,067.81)	
	6,826.603		01/10/05		65,740.19	102,399.05	(36,658.86)	
125003800	502.513	LEGG MASON PARTNERS FUNDAMENTAL VALUE FUND CL I CONFIRM #003910411	01/10/05	12/16/08	5,000.00	7,537.69	(2,537.69)	
125003900	12,662.295	LEGG MASON PARTNERS	01/10/05	12/19/08	121,811.28	189,934.43	(68,123.15)	
	1,718.956	FUNDAMENTAL VALUE FUND CL I	01/11/05		16,536.36	25,595.25	(9,058.89)	
	809.746	CONFIRM #003921486	01/13/05		7,789.76	12,032.82	(4,243.06)	
	1,093.687		01/25/05		10,521.27	16,088.14	(5,566.87)	
	753.686		01/31/05		7,250.46	11,222.39	(3,971.93)	
	133.541		02/14/05		1,284.66	2,032.50	(747.84)	
	7,374.287		02/22/05		70,940.64	110,908.28	(39,968.64)	
	3,903.656		03/22/05		37,552.21	57,967.81	(20,415.60)	
	320.703		03/28/05		3,085.16	4,743.19	(1,658.03)	
	329.754		04/07/05		3,172.23	4,926.52	(1,754.29)	
	1,384.18		04/11/05		13,315.81	20,513.55	(7,197.74)	
	347.062		04/12/05		3,338.74	5,150.40	(1,811.66)	
	1,715.35		04/22/05		16,501.67	24,598.12	(8,096.45)	
	201.212		05/31/05		1,935.66	2,985.99	(1,050.33)	
	1,936.539		06/02/05		18,629.50	28,970.63	(10,341.13)	
	267.221		06/14/05		2,570.67	4,021.67	(1,451.00)	
	660.394		06/22/05		6,352.99	10,084.22	(3,731.23)	
	357.2		06/27/05		3,436.26	5,358.00	(1,921.74)	
	1,025.4		06/29/05		9,864.35	15,463.03	(5,598.68)	
	9,722.971		07/22/05		93,534.98	151,581.12	(58,046.14)	
	16.38		07/26/05		157.58	254.88	(97.30)	
	624.722		08/17/05		6,009.83	9,808.14	(3,798.31)	
884.588		08/18/05		8,509.74	13,826.11	(5,316.37)		
141.366		08/24/05		1,359.94	2,202.48	(842.54)		
2,069.435		08/26/05		19,907.96	32,055.55	(12,147.59)		

2  
0  
0  
Y  
E  
A  
R  
E  
N  
D  
S  
U  
M  
M  
A  
R  
Y

Ref: 00009214 00080411

CITI GLOBAL IMPACT

Account Number 692-17571-15 643

Details of Long Term Gain (Loss) 2008 - continued

Reference number	Quantity	Security Description	Opening Trade Date	Closing Trade Date	Sale Proceeds	Cost	(Loss)	Gain
	90.327		09/01/05		\$ 868.95	\$ 1,420.84	(\$ 551.89)	
	387.966		09/07/05		3,732.23	6,160.90	(2,428.67)	
	1,165.8		10/10/05		11,215.00	17,930.00	(6,715.00)	
	1,286.054		10/21/05		12,371.84	19,458.00	(7,086.16)	
	850.063		11/11/05		8,177.61	13,448.00	(5,270.39)	
	149.465		11/18/05		1,437.85	2,375.00	(937.15)	
	3,022.691		12/02/05		29,078.29	48,756.00	(19,677.71)	
	15,455.775		12/09/05		148,684.55	234,618.67	(85,934.12)	
	2,377.65		12/28/05		22,872.99	35,854.96	(12,981.97)	
	11,617.037		12/23/05		111,755.89	177,973.00	(66,217.11)	
	11,936.248		12/30/05		114,826.70	178,805.00	(63,978.30)	
	5,722.294		01/06/06		55,048.47	88,810.00	(33,761.53)	
	4,309.723		02/17/06		41,459.53	66,930.00	(25,470.47)	
	6,864.781		03/10/06		66,039.19	106,816.00	(40,776.81)	
	4,314.196		04/07/06		41,502.57	68,682.00	(27,179.43)	
	1,107.847		04/13/06		10,657.49	17,648.00	(6,990.51)	
	9,616.086		05/19/06		92,506.75	151,838.00	(59,331.25)	
	3,384.211		06/09/06		32,556.11	52,083.00	(19,526.89)	
	1,462.475		07/14/06		14,069.01	21,981.00	(7,911.99)	
	303.586		07/21/06		2,920.50	4,572.00	(1,651.50)	
	129.782		08/04/06		1,248.50	2,022.00	(773.50)	
	1,538.272		08/11/06		14,798.18	23,674.00	(8,875.82)	
	5,439.987		08/25/06		52,332.67	85,843.00	(33,510.33)	
	173.611		09/08/06		1,670.14	2,750.00	(1,079.86)	
	512.68		09/22/06		4,931.98	8,208.00	(3,276.02)	
	598.748		10/27/06		5,759.96	10,041.00	(4,281.04)	
	564.868		11/03/06		5,434.03	9,422.00	(3,987.97)	
	17,080.116		11/15/06		164,310.71	293,778.00	(129,467.29)	
	13,437.792		12/08/06		129,271.56	222,932.97	(93,661.41)	
	3,244.378		12/14/06		31,210.92	54,538.00	(23,327.08)	
	8,098.086		12/21/06		77,903.59	135,400.00	(57,496.41)	
	4,101.508		12/27/06		39,456.51	68,249.09	(28,792.58)	
	10,089.543		12/27/06		97,061.40	167,890.00	(70,828.60)	
	27,150.845		01/11/07		261,191.13	449,618.00	(188,426.87)	
	4,745.526		03/01/07		45,651.96	77,969.00	(32,317.04)	
	9,989.279		03/14/07		96,096.86	162,126.00	(66,029.14)	
	267.399		05/18/07		2,572.38	4,749.00	(2,176.62)	
	528.443		05/31/07		5,083.62	9,401.00	(4,317.38)	
	1,125.196		06/19/07		10,824.39	20,096.00	(9,271.61)	
	1,837.872		08/09/07		17,680.33	30,913.00	(13,232.67)	
	1,739.107		08/27/07		16,730.21	29,217.00	(12,486.79)	

2008 YEAR END SUMMARY

Ref: 00009214 00080412

CITI GLOBAL IMPACT

Account Number 692-17571-15 643

Details of Long Term Gains (Loss) 2008 - continued

Reference number	Quantity	Security Description	Opening Trade Date	Closing Trade Date	Sale Proceeds	Cost	(Loss)	Gain
	6,293.585		09/07/07		\$ 60,544.29	\$ 104,977.00	(\$ 44,432.71)	
	3,029.459		09/28/07		29,143.40	52,652.00	(23,508.60)	
	7,994.737		10/12/07		76,909.37	141,287.00	(64,357.63)	
	2,797.637		11/02/07		26,913.27	47,364.00	(20,450.73)	
	11,615.648		11/26/07		111,742.53	186,315.00	(74,572.47)	
	20,376.33		12/13/07		196,020.29	326,836.33	(130,816.04)	
	12,100.835		12/17/07		116,410.03	188,289.00	(71,878.97)	
125004000	10,356.264	LEGG MASON PARTNERS DIVERSFD	12/29/04	01/29/08	66,797.90	71,872.47	(5,074.57)	
	3,480.816	STRATEGIC INCOME FUND CL I	12/31/04		22,451.26	24,226.48	(1,776.22)	
	2,204.034		01/03/05		14,216.02	15,362.12	(1,146.10)	
	19,900.902		01/10/05		128,360.82	138,112.26	(9,751.44)	
125004100	8,698.795	LEGG MASON PARTNERS DIVERSFD	01/10/05	03/20/08	53,845.54	60,369.64	(6,524.10)	
	2,874.082	STRATEGIC INCOME FUND CL I	01/11/05		17,790.57	19,946.13	(2,155.56)	
	1,426.254		01/13/05		8,828.51	9,926.73	(1,098.22)	
	941.462		01/25/05		5,827.65	6,561.99	(734.34)	
	996.069		01/27/05		6,165.67	6,912.72	(747.05)	
	1,443.711		01/31/05		8,936.57	10,048.23	(1,111.66)	
	82.47		02/08/05		510.49	578.11	(67.62)	
125004200	2,666.369	LEGG MASON PARTNERS DIVERSFD	02/08/05	06/20/08	16,131.53	18,691.25	(2,559.72)	
	2,317.046	STRATEGIC INCOME FUND CL I	02/14/05		14,018.13	16,219.32	(2,201.19)	
	4,867.825		02/22/05		29,450.34	33,928.74	(4,478.40)	
125004300	23,801.846	LEGG MASON PARTNERS DIVERSFD	02/22/05	07/07/08	141,859.00	165,898.87	(24,039.87)	
		STRATEGIC INCOME FUND CL I						
125004400	2,647.963	LEGG MASON PARTNERS DIVERSFD	02/22/05	09/25/08	14,722.67	18,456.30	(3,733.63)	
	1,885.779	STRATEGIC INCOME FUND CL I	02/28/05		10,484.93	13,068.45	(2,583.52)	
	4,407.804	CONFIRM #003558481	03/03/05		24,507.39	30,546.08	(6,038.69)	
	617.2		03/10/05		3,431.63	4,264.85	(833.22)	
	3,205.933		03/16/05		17,824.99	22,024.76	(4,199.77)	
	6,102.538		03/22/05		33,930.11	41,436.23	(7,506.12)	
	602.863		03/28/05		3,351.92	4,081.38	(729.46)	
	1,264.283		04/07/05		7,029.41	8,622.41	(1,593.00)	
	1,008.162		04/11/05		5,610.95	6,882.48	(1,271.53)	
125004500	1,092.35	LEGG MASON PARTNERS DIVERSFD	04/11/05	10/07/08	5,778.53	7,449.83	(1,671.30)	
	408.17	STRATEGIC INCOME FUND CL I	04/12/05		2,159.22	2,791.88	(632.66)	
	644.203	CONFIRM #003592081	04/22/05		3,407.83	4,412.79	(1,004.96)	
	1,285.319		05/04/05		6,799.34	8,778.73	(1,979.39)	
	61.771		05/24/05		326.77	423.13	(96.36)	
	751.108		05/31/05		3,973.36	5,160.11	(1,186.75)	
	3,263.197		06/02/05		17,262.31	22,548.69	(5,286.38)	

2008 YEAR END SUMMARY

Ref: 00009214 00080413

**CITI GLOBAL IMPACT**

Account Number 692-17571-15 643

**Details of Long-Term Gain (Loss) 2008 - continued**

Reference number	Quantity	Security Description	Opening Trade Date	Closing Trade Date	Sale Proceeds	Cost	(Loss)	Gain
	1,378.269		06/14/05		\$ 7,291.04	\$ 9,482.49	(\$ 2,191.45)	
	2,542.894		06/22/05		13,451.91	17,520.54	(4,068.63)	
	1,126.936		06/23/05		5,961.49	7,764.59	(1,803.10)	
	721.352		06/29/05		3,815.95	4,977.33	(1,161.38)	
	18,288.665		07/22/05		96,747.04	126,557.56	(29,810.52)	
	46.37		07/26/05		245.30	320.88	(75.58)	
	819.535		07/29/05		4,335.34	5,654.79	(1,319.45)	
	1,416.428		08/01/05		7,492.90	9,759.19	(2,266.29)	
	549.075		08/26/05		2,904.61	3,788.62	(884.01)	
	951.342		09/01/05		5,032.60	6,592.80	(1,560.20)	
	1,735.717		09/07/05		9,181.94	12,011.16	(2,829.22)	
	6,779.185		09/30/05		35,861.89	46,573.00	(10,711.11)	
	1,758.275		10/28/05		9,301.27	11,885.94	(2,584.67)	
	685.651		10/28/05		3,627.09	4,635.00	(1,007.91)	
	8,570.623		11/04/05		45,338.60	57,766.00	(12,427.40)	
	668.39		11/11/05		3,535.78	4,525.00	(989.22)	
	1,000.147		11/18/05		5,290.78	6,791.00	(1,500.22)	
	1,813.081		11/25/05		9,591.20	12,310.82	(2,719.62)	
	5,057.143		11/25/05		26,752.29	34,338.00	(7,585.71)	
	454.369		12/02/05		2,403.62	3,080.62	(677.00)	
125004600	2,934.274	LEGG MASON PARTNERS DIVERSFD	12/02/05	10/28/08	14,143.20	19,894.38	(5,751.18)	
	16,755.702	STRATEGIC INCOME FUND CL I	12/23/05		80,762.48	114,609.00	(33,846.52)	
	1,928.301	CONFIRM #003654472	12/30/05		9,294.41	13,131.73	(3,837.32)	
	4,780.271		12/30/05		23,040.91	32,553.64	(9,512.73)	
125004700	5,268.534	LEGG MASON PARTNERS STRATEGIC INCOME FUND CLASS I CONFIRM #003889380	12/30/05	12/09/08	24,446.00	35,878.72	(11,432.72)	
125004800	5,400.975	LEGG MASON PARTNERS STRATEGIC	12/30/05	12/16/08	25,114.53	36,780.64	(11,666.11)	
	12,804.971	INCOME FUND CLASS I	01/06/06		59,543.11	87,586.00	(28,042.89)	
	3,922.076	CONFIRM #003910412	01/13/06		18,237.65	26,827.00	(8,589.35)	
	2,019.288		01/31/06		9,389.69	13,751.35	(4,361.66)	
	8,110.755		02/17/06		37,715.02	55,234.24	(17,519.22)	
125004900	3,347.101	LEGG MASON PARTNERS STRATEGIC	02/17/06	12/19/08	15,865.26	22,793.76	(6,928.50)	
	1,957.6	INCOME FUND CLASS I	02/28/06		9,279.02	13,350.83	(4,071.81)	
	4,530.281	CONFIRM #003921492	03/03/06		21,473.53	30,670.00	(9,196.47)	
	6,677.596		03/10/06		31,651.81	45,007.00	(13,355.19)	
	7,320.236		03/17/06		34,697.92	49,558.00	(14,860.08)	
	2,345.119		03/31/06		11,115.86	15,735.75	(4,619.89)	
	1,629.061		03/30/06		7,721.75	10,931.00	(3,209.25)	
	13,766.766		04/07/06		65,254.47	91,962.00	(26,707.53)	

 2  
0  
0  
Y  
E  
A  
R  
E  
N  
D  
S  
U  
M  
M  
A  
R  
Y



Ref: 00009214 00080414

CITI GLOBAL IMPACT

Account Number 692-17571-15 643

Details of Long Term Gain (Loss) 2008 continued

Reference number	Quantity	Security Description	Opening Trade Date	Closing Trade Date	Sale Proceeds	Cost	(Loss)	Gain
	4,923.988		04/21/06		\$ 23,339.70	\$ 32,843.00	(\$ 9,503.30)	
	2,111.777		04/28/06		10,009.82	14,085.55	(4,075.73)	
	694.286		05/05/06		3,290.92	4,617.00	(1,326.08)	
	2,483.125		05/31/06		11,675.21	16,305.89	(4,630.68)	
	942.169		05/26/06		4,465.88	6,256.00	(1,790.12)	
	99.696		06/16/06		472.56	656.00	(183.44)	
	2,676.863		06/30/06		12,688.33	17,613.76	(4,925.43)	
	1,523.252		06/30/06		7,220.21	10,023.00	(2,802.79)	
	2,366.057		07/31/06		11,215.11	15,734.28	(4,519.17)	
	2,532.436		08/04/06		12,003.75	16,942.00	(4,938.25)	
	5,211.326		08/17/06		24,701.69	34,968.00	(10,266.31)	
	6,095.089		08/25/06		28,890.72	40,959.00	(12,068.28)	
	2,459.108		08/31/06		11,656.17	16,549.80	(4,893.63)	
	2,233.581		09/01/06		10,587.17	15,032.00	(4,444.83)	
	4,092.889		09/15/06		19,400.29	27,627.00	(8,226.71)	
	2,491.749		09/29/06		11,810.89	16,844.22	(5,033.33)	
	431.019		10/06/06		2,043.03	2,918.00	(874.97)	
	1,399.852		10/12/06		6,635.30	9,449.00	(2,813.70)	
	1,735.207		10/19/06		8,224.88	11,730.00	(3,505.12)	
	2,303.271		10/31/06		10,917.50	15,708.31	(4,790.81)	
	1,645.214		10/27/06		7,798.31	11,171.00	(3,372.69)	
	3,992.409		11/10/06		18,924.02	27,348.00	(8,423.98)	
	31,365.401		11/15/06		148,672.00	214,853.00	(66,181.00)	
	2,249.791		11/30/06		10,664.01	15,523.56	(4,859.55)	
	8,709.738		12/14/06		41,284.16	59,923.00	(18,638.84)	
	15,768.795		12/21/06		74,744.09	108,647.00	(33,902.91)	
	2,560.362		12/29/06		12,136.12	17,615.29	(5,479.17)	
	14,208.563		12/27/06		67,348.59	97,897.00	(30,548.41)	
	37,989.229		01/11/07		180,068.95	260,986.00	(80,917.05)	
	7,755.167		01/19/07		36,759.49	53,278.00	(16,518.51)	
	2,571.42		01/31/07		12,188.53	17,614.23	(5,425.70)	
	2,606.129		02/28/07		12,353.05	18,008.35	(5,655.30)	
	3,762.754		03/14/07		17,835.45	25,963.00	(8,127.55)	
	2,921.666		03/30/07		13,848.70	20,101.06	(6,252.36)	
	15,603.061		04/12/07		73,958.51	107,037.00	(33,078.49)	
	14,948.986		04/23/07		70,858.19	103,148.00	(32,289.81)	
	2,691.851		04/30/07		12,759.37	18,573.77	(5,814.40)	
	1,483.552		05/18/07		7,032.04	10,192.00	(3,159.96)	
	3,257.364		05/31/07		15,439.91	22,280.37	(6,840.46)	
	7,728.655		05/31/07		36,633.82	52,864.00	(16,230.18)	
	10,695.697		06/19/07		50,697.60	72,089.00	(21,391.40)	

2008 YEAR END SUMMARY

Ref: 00009214 00080415

CITI GLOBAL IMPACT

Account Number 692-17571-15 643

Details of Long Term Gain (Loss) 2008 - continued

Reference number	Quantity	Security Description	Opening Trade Date	Closing Trade Date	Sale Proceeds	Cost	(Loss)	Gain
	3,429.042		06/29/07		\$ 16,253.66	\$ 22,940.29	(# 6,686.63)	
	10,487.218		07/16/07		49,709.41	69,740.00	(20,030.59)	
	3,493.685		07/31/07		16,560.07	22,813.76	(6,253.69)	
	3,770.292		08/31/07		17,871.18	24,620.01	(6,748.83)	
	11,930.229		09/07/07		56,549.29	78,143.00	(21,593.71)	
	3,147.121		09/19/07		14,917.35	20,771.00	(5,853.65)	
	2,954.767		09/28/07		14,005.60	19,501.46	(5,495.86)	
	5,163.182		09/28/07		24,473.48	34,077.00	(9,603.52)	
	15,240.211		10/12/07		72,238.60	101,195.00	(28,956.40)	
	3,424.159		10/31/07		16,230.51	22,667.93	(6,437.42)	
	1,488.453		11/14/07		6,960.47	9,589.00	(2,628.53)	
	11,116.409		11/26/07		52,691.78	71,812.00	(19,120.22)	
	3,625.306		11/30/07		17,183.95	23,491.98	(6,308.03)	
	10,726.863		12/07/07		50,845.33	69,081.00	(18,235.67)	
	16,039.875		12/17/07		76,029.01	102,976.00	(26,946.99)	
<b>Total</b>					<b>\$ 13,819,551.57</b>	<b>\$ 20,108,819.16</b>	<b>(# 6,370,873.87)</b>	<b>\$ 83,806.28</b>

Details of Deposits and Withdrawals 2008

This section reflects any deposits or withdrawals made to your account during the year.

Deposits

Reference number	Date	Description	Amount
210000100	01/02/08	FROM 692-17579-01 TO 692-17571-01	\$ 50,879.06
210000300	01/04/08	FROM 692-17579-01 TO 692-17571-01	91,826.97
210000500	01/07/08	FROM 692-17579-01 TO 692-17571-01	152,880.93
210000700	01/08/08	FROM 692-17579-01 TO 692-17571-01	596.06
210000900	01/11/08	FROM 692-17579-01 TO 692-17571-01	111.87
210001100	01/18/08	FROM 692-17579-01 TO 692-17571-01	50.00
210000200	01/03/08	FROM 692-17579-01 TO 692-17571-01	\$ 137,972.55
210000400	01/04/08	FROM 692-17579-01 TO 692-17571-01	4.50
210000600	01/08/08	FROM 692-17575-01 TO 692-17571-01	10,000.00
210000800	01/10/08	FROM 692-17579-01 TO 692-17571-01	17,249.23
210001000	01/16/08	FROM 692-17579-01 TO 692-17571-01	30,205.33
210001200	02/01/08	FROM 692-17579-01 TO 692-17571-01	25,231.72

2008 YEAR END SUMMARY

Ref: 00009215 00080423

CITI GLOBAL IMPACT

Account Number 692-17572-14 643

Details of Earnings 2008

Dividends and Distributions, Section 1

Amounts displayed for dividends include dividend reinvestments, money fund earnings, accrued dividends received and dividends exempt from Federal income tax.  
"Total dividends" includes both Qualified and non-qualified dividends received.  
"Total capital gain distributions" is a total of long term capital gain distributions, Unrecaptured Sec. 1250 gain and Section 1202 gain.

Reference number	Description	Total dividends	Qualified dividends	Short term capital gains	Total capital gain distributions	Unrecaptured Sec. 1250 gain	Section 1202 gain	Alternative minimum tax
160000100	LEGG MASON PARTNERS APPRECIATION FUND CLASS I A PORTION OF THIS INCOME HAS BEEN RECLASSIFIED	\$ 35,450.96	\$ 34,920.95	\$ 2,914.41	\$ 197,434.59			
160000200	LEGG MASON PARTNERS GOVT SECURITIES FUND CLASS I	249,384.43						
160000300	LEGG MASON PARTNERS STRATEGIC INCOME FUND CLASS I	577,371.27						
160000400	WESTERN ASSET MONEY MARKET FUND CLASS A	20,787.90						
160000500	VANGUARD GROWTH ETF A PORTION OF THIS INCOME HAS BEEN RECLASSIFIED	6,888.00	6,888.00					
160000600	VANGUARD VALUE ETF A PORTION OF THIS INCOME HAS BEEN RECLASSIFIED	17,024.50	17,024.50					
<b>Totals</b>		<b>\$ 806,907.06</b>	<b>\$ 58,833.45</b>	<b>\$ 2,914.41</b>	<b>\$ 197,434.59</b>			

Details of Short Term Gain (Loss) 2008

This section shows your sales of securities during the year. The "Sale Proceeds" column excludes any accrued income you may have received. In addition, although cash in lieu less than \$20 is not included on Form 1099-B (if applicable), it is included in this section. Please note, this material is being prepared for informational purposes only and should not be used for tax preparation without the assistance of your tax advisor.

Reference number	Quantity	Security Description	Opening Trade Date	Closing Trade Date	Sale Proceeds	Cost	(Loss)	Gain
125001400	5,588 245	LEGG MASON PARTNERS	12/27/07	12/19/08	\$ 57,335 39	\$ 85,164 85	(\$ 27,829 46)	
	13,810 564	APPRECIATION FUND CLASS I	12/27/07		141,696 39	210,473.00	(68,776 61)	
	24,284 529	CONFIRM #003921484	12/31/07		249,159 27	368,882.00	(119,722.73)	

2  
0  
0  
8  
  
Y  
E  
A  
R  
  
E  
N  
D  
  
S  
U  
M  
M  
A  
R  
Y

Ref 00009215 00080424

CITI GLOBAL IMPACT

Account Number 692-17572-14 643

Details of Short-Term Gain (Loss) 2008 - continued

Reference number	Quantity	Security Description	Opening Trade Date	Closing Trade Date	Sale Proceeds	Cost	(Loss)	Gain
	12,084.017		01/29/08		\$ 123,882.01	\$ 173,889.00	(\$ 49,906.99)	
	2,504.752		02/22/08		25,698.76	36,369.00	(10,670.24)	
	5,257.031		05/20/08		53,937.14	80,748.00	(26,810.86)	
	410.29		06/19/08		4,209.58	5,904.07	(1,694.49)	
	15,976.087		06/19/08		163,914.65	229,895.89	(65,981.24)	
	8,885.603		06/20/08		91,166.29	125,909.00	(34,742.71)	
	6,937.574		07/07/08		71,179.51	93,796.00	(22,616.49)	
	12,430.67		09/25/08		127,538.67	163,339.00	(35,800.33)	
	44,052.428		10/13/08		451,977.91	489,863.00	(37,885.09)	
	7,882.438		10/28/08		80,873.82	83,475.00	(2,601.18)	
125002700	6,413.266	LEGG MASON PARTNERS	12/27/07	12/19/08	61,695.62	100,431.75	(38,736.13)	
	11,847.254	FUNDAMENTAL VALUE FUND CL I	12/27/07		113,970.58	185,528.00	(71,557.42)	
	24,861.489	CONFIRM #003921487	12/31/07		239,167.52	387,342.00	(148,174.48)	
	16,215.463		01/29/08		155,992.75	238,043.00	(82,050.25)	
	3,760.446		02/22/08		36,175.49	55,617.00	(19,441.51)	
	4,805.664		05/20/08		48,230.49	73,815.00	(27,584.51)	
	5,145.203		06/06/08		49,496.85	76,149.00	(26,652.15)	
	14,304.599		06/20/08		137,610.24	205,271.00	(67,660.76)	
	10,447.206		07/07/08		100,502.12	142,082.00	(41,579.88)	
	11,768.5		09/25/08		113,212.97	156,168.00	(42,955.03)	
	58,903.496		10/13/08		566,651.63	640,281.00	(73,629.37)	
	16,672.754		10/28/08		160,391.93	167,061.00	(6,669.07)	
125004800	2,504.26	LEGG MASON PARTNERS GOVT	12/31/07	12/19/08	23,239.53	24,040.90	(801.37)	
	26,783.648	SECURITIES FUND CLASS I	12/27/07		248,552.25	255,516.00	(6,963.75)	
	20,192.708	CONFIRM #003921490	12/31/07		187,388.33	193,850.00	(6,461.67)	
	2,620.265		01/31/08		24,316.06	25,626.19	(1,310.13)	
	2,628.671		02/29/08		24,394.07	25,471.82	(1,077.75)	
	2,322.428		03/31/08		21,552.13	22,318.53	(766.40)	
	8,344.433		03/31/08		77,436.34	80,190.00	(2,753.66)	
	5,821.003		04/22/08		54,018.91	55,707.00	(1,688.09)	
	2,323.073		04/30/08		21,558.12	22,231.81	(673.69)	
	11,533.854		05/07/08		107,034.16	110,725.00	(3,690.84)	
	9,262.994		05/20/08		85,960.58	89,110.00	(3,149.42)	
	2,486.282		05/30/08		23,072.70	23,619.68	(546.98)	
	2,429.503		06/30/08		22,545.79	22,885.92	(340.13)	
	2,358.812		07/31/08		21,889.78	21,960.54	(70.76)	
	2,330.356		08/29/08		21,625.70	21,812.13	(186.43)	
	2,245.48		10/01/08		20,838.05	21,062.60	(224.55)	
	2,061.653		11/03/08		19,132.14	18,987.82		

2  
0  
0  
8  
  
Y  
E  
A  
R  
  
E  
N  
D  
  
S  
U  
M  
M  
A  
R  
Y

144.32

Ref: 00009215 00080425

CITI GLOBAL IMPACT

Account Number 692-17572-14 643

Details of Short-Term Gain (Loss) 2008 (continued)

Reference number	Quantity	Security Description	Opening Trade Date	Closing Trade Date	Sale Proceeds	Cost	(Loss)	Gain
	10,537.378		11/28/08		\$ 97,786.87	\$ 97,280.00		\$ 526.87
	1,466.648		12/01/08		13,610.51	13,537.16		73.35
125006500	7,551.177	LEGG MASON PARTNERS STRATEGIC	12/31/07	12/19/08	35,792.58	48,629.58	(12,837.00)	
	64,289.08	INCOME FUND CLASS I	12/27/07		304,730.23	412,093.00	(107,362.77)	
	47,650.468	CONFIRM #003921493	12/31/07		225,863.20	306,869.00	(81,005.80)	
	8,438.477		01/31/08		39,998.38	54,512.56	(14,514.18)	
	7,969.25		02/29/08		37,774.24	50,365.66	(12,591.42)	
	7,877.485		03/31/08		37,339.28	48,682.86	(11,343.58)	
	13,105.683		03/31/08		62,120.84	80,993.00	(18,872.16)	
	7,922.912		04/30/08		37,554.60	49,597.43	(12,042.83)	
	20,997.444		05/07/08		99,527.88	131,444.00	(31,916.12)	
	14,933.492		05/20/08		70,784.75	94,081.00	(23,296.25)	
	8,751.669		05/30/08		41,482.91	53,997.80	(12,514.89)	
	9,887.258		06/06/08		48,865.60	61,301.00	(14,435.40)	
	4,357.686		06/20/08		20,655.43	26,384.00	(5,708.57)	
	8,509.491		06/30/08		40,334.99	50,971.85	(10,636.86)	
	8,991.268		07/31/08		42,618.61	52,419.09	(9,800.48)	
	9,073.971		08/29/08		43,010.62	53,264.21	(10,253.59)	
	39,115.108		09/25/08		185,405.61	217,480.00	(32,074.39)	
	8,822.726		10/01/08		41,819.72	47,995.63	(6,175.91)	
	9,778.77		11/03/08		46,351.37	47,622.61	(1,271.24)	
	87,333.836		11/28/08		413,962.37	405,229.00		8,733.37
	7,879.377		12/01/08		37,348.36	36,560.31		788.05
<b>Total</b>					<b>\$ 6,451,081.17</b>	<b>\$ 8,051,883.25</b>	<b>(\$ 1,611,088.04)</b>	<b>\$ 10,265.98</b>

Details of Long-Term Gain (Loss) 2008

This section shows your sales of securities during the year. The "Sale Proceeds" column excludes any accrued income you may have received. In addition, although cash in lieu less than \$20 is not included on Form 1099-B (if applicable), it is included in this section. Please note, this material is being prepared for informational purposes only and should not be used for tax preparation without the assistance of your tax advisor.

Reference number	Quantity	Security Description	Opening Trade Date	Closing Trade Date	Sale Proceeds	Cost	(Loss)	Gain
125000100	6,916.09	LEGG MASON PARTNERS	01/03/05	02/14/08	\$ 100,075.82	\$ 100,421.63	(\$ 345.81)	
	8,570.227	APPRECIATION FUND CLASS I	01/10/05		124,011.18	123,668.38		342.80
125000200	2,323.81	LEGG MASON PARTNERS	01/10/05	03/14/08	32,696.00	33,532.58	(836.58)	
		APPRECIATION FUND CLASS I						

2  
0  
0  
8  
  
Y  
E  
A  
R  
  
E  
N  
D  
  
S  
U  
M  
M  
A  
R  
Y



Smith Barney Reserved  
Client Statement  
2008 Year End Summary

Ref: 00009215 00080426

CITI GLOBAL IMPACT

Account Number 692-17572-14 643

Details of Long Term Gain (Loss) 2008 - continued

Reference number	Quantity	Security Description	Opening Trade Date	Closing Trade Date	Sale Proceeds	Cost	(Loss)	Gain
125000300	11,272.399	LEGG MASON PARTNERS APPRECIATION FUND CLASS I	01/10/05	03/20/08	\$ 162,548.00	\$ 162,660.72	(\$ 112.72)	
125000400	1,530.429	LEGG MASON PARTNERS APPRECIATION FUND CLASS I	01/10/05	03/31/08	22,130.00	22,084.09		45.91
125000500	4,242.858 83.079 264.89 3,886.702 44.866 1,401.31 378.417 14.855 1,341.507 5,910.033 95.332	LEGG MASON PARTNERS APPRECIATION FUND CLASS I	01/10/05 01/11/05 01/13/05 01/21/05 01/31/05 02/22/05 02/28/05 03/01/05 03/03/05 03/09/05 03/11/05	04/22/08	63,258.03 1,238.71 3,949.51 57,950.73 668.95 20,893.53 5,642.20 221.49 20,001.87 88,118.59 1,421.39	61,221.55 1,193.84 3,798.52 55,657.57 649.21 20,487.15 5,574.08 220.00 19,639.66 86,581.99 1,388.03		2,036.48 44.87 150.99 2,293.16 19.74 406.38 68.12 1.49 382.21 1,536.60 33.36
125000600	11.341 8.311 7,777.3	LEGG MASON PARTNERS APPRECIATION FUND CLASS I	03/11/05 03/16/05 03/17/05	07/24/08	152.54 111.78 104,604.68	165.13 120.34 113,004.17	(12.59) (8.56) (8,399.49)	
125000700	554.672	LEGG MASON PARTNERS APPRECIATION FUND CLASS I	03/17/05	07/30/08	7,599.00	8,059.38	(460.38)	
125000800	9,118.222	LEGG MASON PARTNERS APPRECIATION FUND CLASS I	03/17/05	08/29/08	125,102.00	132,487.77	(7,385.77)	
125000900	9,151.969 197.667 326.115	LEGG MASON PARTNERS APPRECIATION FUND CLASS I CONFIRM #003529259	03/17/05 03/21/05 03/22/05	09/15/08	118,884.07 2,567.69 4,236.24	132,978.11 2,862.22 4,686.27	(14,094.04) (294.53) (450.03)	
125001000	2,957.184 146.818 113.139 672.163 171.71 2,005.992 420.248 2,270.017 417.812 623.049 337.935 1,416.687 2,448.147 1,448.685	LEGG MASON PARTNERS APPRECIATION FUND CLASS I CONFIRM #003565914	03/22/05 03/23/05 03/24/05 03/28/05 03/31/05 04/04/05 04/07/05 05/20/05 05/24/05 05/31/05 08/23/05 06/27/05 07/01/05 07/18/05	08/29/08	35,959.36 1,785.31 1,375.77 8,173.50 2,087.99 24,392.86 5,110.19 27,603.41 5,080.59 7,576.28 4,109.29 17,228.91 29,769.47 17,616.01	42,494.73 2,103.90 1,620.15 9,625.37 2,470.90 28,765.93 6,093.57 32,574.75 6,033.20 8,953.21 4,893.30 20,386.13 35,155.39 21,194.26	(6,535.37) (318.59) (244.38) (1,451.87) (382.91) (4,373.07) (983.38) (4,971.34) (952.61) (1,376.93) (784.01) (3,159.22) (5,385.92) (3,578.25)	

2008 YEAR END SUMMARY

Ref. 00009215 00080427

CITI GLOBAL IMPACT

Account Number 692-17572-14 643

Details of Long-Term Gain/Loss, 2008 - continued

Reference number	Quantity	Security Description	Opening Trade Date	Closing Trade Date	Sale Proceeds	Cost	(Loss)	Gain
	2,112.172		07/27/05		\$ 25,684.01	\$ 31,281.27	(\$ 5,597.26)	
	665.507		08/01/05		8,092.57	9,862.81	(1,770.24)	
	632.137		08/18/05		7,686.79	9,279.77	(1,592.98)	
	42.483		08/24/05		516.59	622.38	(105.79)	
	2,177.684		08/26/05		26,480.64	31,750.64	(5,270.00)	
	35.715		08/30/05		434.29	521.80	(87.51)	
	58.475		09/07/05		711.06	870.70	(159.64)	
	329.436		10/04/05		4,005.94	4,846.00	(840.06)	
	2,777.471		10/10/05		33,774.05	40,190.00	(6,415.95)	
	191.229		10/14/05		2,325.34	2,769.00	(443.66)	
	12,043.482		12/09/05		146,448.74	176,316.57	(29,867.83)	
	3,852.732		12/09/05		46,849.22	56,404.00	(9,554.78)	
	25,323.998		12/23/05		307,939.82	370,996.58	(63,056.76)	
125001100	2,404.532	LEGG MASON PARTNERS	12/28/05	10/22/08	24,430.04	34,769.53	(10,339.49)	
	8,913.749	APPRECIATION FUND CLASS I	12/23/05		90,563.69	130,586.42	(40,022.73)	
	10,230.181	CONFIRM #003640351	12/30/05		103,938.64	147,110.00	(43,171.36)	
	15,262.168		01/06/06		155,063.63	225,116.98	(70,053.35)	
125001200	5,281.102	LEGG MASON PARTNERS	01/06/06	11/13/08	55,610.00	77,896.25	(22,286.25)	
		APPRECIATION FUND CLASS I						
		CONFIRM #003763088						
125001300	11,144.273	LEGG MASON PARTNERS	01/06/06	11/28/08	115,789.00	164,378.03	(48,589.03)	
		APPRECIATION FUND CLASS I						
		CONFIRM #003864257						
125001400	30,790.152	LEGG MASON PARTNERS	01/06/06	12/19/08	315,906.96	454,154.74	(138,247.78)	
	1,560.503	APPRECIATION FUND CLASS I	01/13/06		16,010.76	22,955.00	(6,944.24)	
	1,201.52	CONFIRM #003921484	02/10/06		12,327.60	17,386.00	(5,058.40)	
	1,687.526		02/17/06		17,314.02	24,756.00	(7,441.98)	
	3,214.076		03/24/06		32,976.42	48,179.00	(15,202.58)	
	1,316.343		04/13/06		13,505.68	19,653.00	(6,147.32)	
	3,950.169		05/19/06		40,528.73	58,581.00	(18,052.27)	
	8,585.236		06/09/06		88,084.52	125,602.00	(37,517.48)	
	149.793		06/23/06		1,536.88	2,158.52	(621.64)	
	4,677.585		06/23/06		47,992.02	67,404.00	(19,411.98)	
	933.425		07/07/06		9,576.94	13,600.00	(4,023.06)	
	3,744.397		07/14/06		38,417.51	53,133.00	(14,715.49)	
	5,259.122		08/25/06		53,958.59	77,835.00	(23,876.41)	
	43.145		09/08/06		442.67	642.00	(199.33)	
	1,774.651		09/22/06		18,207.92	26,673.00	(8,465.08)	
	1,190.575		10/06/06		12,215.30	18,442.00	(6,226.70)	
	2,789.16		10/12/06		28,616.78	43,483.00	(14,866.22)	

2  
0  
0  
8  
  
Y  
E  
A  
R  
  
E  
N  
D  
  
S  
U  
M  
M  
A  
R  
Y

Ref: 00009215 00080428

CITI GLOBAL IMPACT

Account Number 692-17572-14 643

Details of Long-Term Gain (Loss) 2008 *continued*

Reference number	Quantity	Security Description	Opening Trade Date	Closing Trade Date	Sale Proceeds	Cost	(Loss)	Gain
	14,963.427		12/08/06		\$ 153,524.76	\$ 232,082.76	(\$ 78,558.00)	
	345.647		12/21/06		3,548.34	5,399.00	(1,852.66)	
	4,146.694		12/27/06		42,545.08	64,273.76	(21,728.68)	
	47,497.871		12/27/06		487,328.15	736,217.00	(248,888.85)	
	28,306.996		01/11/07		290,419.52	439,026.00	(148,606.48)	
	1,734.682		01/19/07		17,797.63	26,974.00	(9,176.37)	
	14,718.577		03/01/07		151,012.60	223,428.00	(72,415.40)	
	3,217.655		03/14/07		33,013.14	48,297.00	(15,283.86)	
	22,285.791		03/16/07		228,652.21	334,064.00	(105,411.79)	
	198.565		06/22/07		2,037.28	3,206.83	(1,169.55)	
	4,321.168		06/22/07		44,335.18	69,786.86	(25,451.68)	
	1,175.743		06/29/07		12,063.12	19,000.00	(6,936.88)	
	594.343		08/09/07		6,097.96	9,456.00	(3,358.04)	
	2,382.555		08/27/07		24,445.01	38,240.00	(13,794.99)	
	13,789.515		11/14/07		141,480.42	227,527.00	(86,046.58)	
	7,475.94		11/26/07		76,703.14	119,316.00	(42,612.86)	
	4,288.145		12/07/07		43,996.37	72,341.00	(28,344.63)	
	34,155.205		12/13/07		350,432.40	531,454.99	(181,022.59)	
	4,965.324		12/17/07		50,944.22	75,175.00	(24,230.78)	
125001500	8,471.439	LEGG MASON PARTNERS	01/10/05	02/14/08	124,530.15	127,071.59	(2,541.44)	
	778.119	FUNDAMENTAL VALUE FUND CL I	01/11/05		11,453.05	11,601.08	(148.03)	
	277.75		01/13/05		4,082.92	4,127.37	(44.45)	
	23.634		01/20/05		347.42	349.31	(1.89)	
	4,746.306		01/21/05		69,770.70	69,865.63	(94.93)	
	698.428		01/31/05		10,266.89	10,399.60	(132.71)	
	1,440.263		02/22/05		21,171.87	21,661.55	(489.68)	
125001600	29.575	LEGG MASON PARTNERS	02/22/05	03/20/08	432.68	444.81	(12.13)	
	797.431	FUNDAMENTAL VALUE FUND CL I	03/03/05		11,666.42	12,168.80	(502.38)	
	6,154.414		03/09/05		90,039.08	93,731.73	(3,692.65)	
	276.141		03/11/05		4,039.94	4,178.02	(138.08)	
	46.145		03/16/05		675.10	692.18	(17.08)	
	937.442		03/17/05		13,714.78	14,089.75	(374.97)	
125001700	1,495.182	LEGG MASON PARTNERS	03/17/05	03/31/08	21,725.00	22,472.59	(747.59)	
		FUNDAMENTAL VALUE FUND CL I						
125001800	15,103.369	LEGG MASON PARTNERS	03/17/05	04/22/08	224,134.00	227,003.64	(2,869.64)	
		FUNDAMENTAL VALUE FUND CL I						
125001900	1,162.039	LEGG MASON PARTNERS	03/17/05	05/07/08	17,663.00	17,465.45	197.55	
		FUNDAMENTAL VALUE FUND CL I						

2008 YEAR END SUMMARY



Ref: 00009215 00080429

CITI GLOBAL IMPACT

Account Number 692-17572-14 643

Details of Long-Term Gain/(Loss) 2008 - continued

Reference number	Quantity	Security Description	Opening Trade Date	Closing Trade Date	Sale Proceeds	Cost	(Loss)	Gain
125002000	7,623.582	LEGG MASON PARTNERS	03/17/05	07/24/08	\$ 103,604.48	\$ 114,582.43	(\$ 10,977.95)	
	190.278	FUNDAMENTAL VALUE FUND CL I	03/21/05		2,585.88	2,846.56	(260.68)	
	3,366.213		03/22/05		45,746.83	49,988.27	(4,241.44)	
	42.738		03/23/05		580.81	632.52	(51.71)	
125002100	132.734	LEGG MASON PARTNERS	03/23/05	08/29/08	1,839.69	1,964.46	(124.77)	
	164.621	FUNDAMENTAL VALUE FUND CL I	03/24/05		2,281.65	2,436.39	(154.74)	
	643.972		03/28/05		8,925.45	9,524.34	(598.89)	
	620.155		03/31/05		8,595.35	9,184.50	(589.15)	
	1,938.506		04/04/05		26,867.69	28,592.97	(1,725.28)	
	108.842		04/07/05		1,505.78	1,623.11	(117.33)	
	138.313		04/21/05		1,917.02	2,000.00	(82.98)	
	509.172		05/02/05		7,057.12	7,362.63	(305.51)	
1,769.643		05/20/05		24,527.25	26,155.32	(1,628.07)		
125002200	854.248	LEGG MASON PARTNERS	05/20/05	09/15/08	11,122.31	12,625.79	(1,503.48)	
	582.823	FUNDAMENTAL VALUE FUND CL I	05/24/05		7,588.35	8,649.10	(1,060.75)	
	555.454	CONFIRM #003529260	05/31/05		7,232.01	8,242.94	(1,010.93)	
	1,025.521		06/27/05		13,352.28	15,382.82	(2,030.54)	
	985.044		07/01/05		12,825.27	14,844.61	(2,019.34)	
	1,564.954		07/18/05		20,375.70	24,115.94	(3,740.24)	
	1,181.342		07/27/05		15,381.08	18,476.19	(3,095.11)	
125002300	729.377	LEGG MASON PARTNERS	07/27/05	09/29/08	8,898.40	11,407.46	(2,509.06)	
	719.495	FUNDAMENTAL VALUE FUND CL I	08/01/05		8,777.84	11,288.88	(2,511.04)	
	325.669	CONFIRM #003565915	08/18/05		3,973.16	5,090.21	(1,117.05)	
	39.205		08/24/05		478.30	610.82	(132.52)	
	2,294.484		08/26/05		27,992.70	35,541.55	(7,548.85)	
	27.247		08/30/05		332.41	424.23	(91.82)	
	755.514		09/30/05		9,217.27	11,990.00	(2,772.73)	
	136.872		10/04/05		1,669.84	2,153.00	(483.16)	
	3,139.857		10/10/05		38,306.26	48,291.00	(9,984.74)	
	1,217.405		10/14/05		14,852.34	18,675.00	(3,822.66)	
	791.937		10/21/05		9,661.63	11,982.00	(2,320.37)	
	73.451		11/11/05		896.10	1,162.00	(265.90)	
	684.519		11/18/05		8,351.13	10,877.00	(2,525.87)	
	16,732.649		12/09/05		204,138.32	254,001.61	(49,863.29)	
	1,901.515		12/09/05		23,198.48	28,865.00	(5,666.52)	
2,772.377		12/28/05		33,823.00	41,807.45	(7,984.45)		
30,679.373		12/23/05		374,288.35	470,008.00	(95,719.65)		
8,190.365		12/30/05		99,922.47	122,691.66	(22,769.19)		

2008 YEAR END SUMMARY

Ref: 00009215 00080430

CITI GLOBAL IMPACT

Account Number 692-17572-14 643

Details of Long Term Gain (Loss) 2008 (continued)

Reference number	Quantity	Security Description	Opening Trade Date	Closing Trade Date	Sale Proceeds	Cost	(Loss)	Gain
125002400	1,836.204	LEGG MASON PARTNERS	12/30/05	10/22/08	\$ 17,572.47	\$ 27,506.34	(\$ 9,933.87)	
	22,108.31	FUNDAMENTAL VALUE FUND CL I CONFIRM #003640352	01/06/06		211,576.53	343,120.97	(131,544.44)	
125002500	13,942.857	LEGG MASON PARTNERS FUNDAMENTAL VALUE FUND CL I CONFIRM #003864258	01/06/06	11/28/08	135,664.00	216,393.14	(80,729.14)	
125002600	3,015.075	LEGG MASON PARTNERS FUNDAMENTAL VALUE FUND CL I CONFIRM #003910414	01/06/06	12/16/08	30,000.00	46,793.96	(16,793.96)	
125002700	18,183.436	LEGG MASON PARTNERS	01/06/06	12/19/08	174,924.65	282,206.93	(107,282.28)	
	479.102	FUNDAMENTAL VALUE FUND CL I	02/03/06		4,608.96	7,359.00	(2,750.04)	
	3,087.572	CONFIRM #003921487	02/17/06		29,702.44	47,950.00	(18,247.56)	
	2,387.681		03/10/06		22,969.30	37,152.00	(14,182.70)	
	4,134.909		03/24/06		39,777.82	65,621.00	(25,843.18)	
	1,620.339		04/13/06		15,587.66	25,812.00	(10,224.34)	
	933.929		04/27/06		8,984.40	15,167.00	(6,182.60)	
	9,035.275		05/19/06		86,919.35	142,667.00	(55,747.65)	
	11,192.917		06/09/06		107,675.86	172,259.00	(64,583.14)	
	130.784		06/16/06		1,258.14	2,001.00	(742.86)	
	411.677		07/07/06		3,960.33	6,381.00	(2,420.67)	
	4,742.914		07/14/06		45,626.83	71,286.00	(25,659.17)	
	1,152.177		08/11/06		11,083.94	17,732.00	(6,648.06)	
	6,164.766		08/25/06		59,305.05	97,280.00	(37,974.95)	
	1,135.606		09/08/06		10,924.53	17,988.00	(7,063.47)	
	1,898.563		09/22/06		18,264.18	30,396.00	(12,131.82)	
	2,139.709		10/06/06		20,584.00	35,241.00	(14,657.00)	
	1,209.489		10/12/06		11,635.28	20,138.00	(8,502.72)	
	15,362.543		12/08/06		147,787.66	254,864.59	(107,076.93)	
	446.77		12/21/06		4,297.93	7,470.00	(3,172.07)	
4,466.243		12/27/06		42,965.26	74,318.29	(31,353.03)		
44,173.438		12/27/06		424,948.47	735,046.00	(310,097.53)		
27,419.444		01/11/07		263,775.05	454,066.00	(190,290.95)		
14,123.494		03/01/07		135,868.01	232,049.00	(96,180.99)		
3,029.144		03/14/07		29,140.37	49,163.00	(20,022.63)		
20,301.351		03/16/07		195,299.00	330,709.00	(135,410.00)		
1,823.834		05/31/07		17,545.28	32,446.00	(14,900.72)		
1,414.131		06/29/07		13,603.94	24,818.00	(11,214.06)		
9,334.364		08/09/07		89,796.58	157,004.00	(67,207.42)		
7,983.75		08/27/07		76,803.68	134,127.00	(57,323.32)		
2,169.666		10/12/07		20,872.19	38,338.00	(17,465.81)		

2  
0  
0  
8  
  
Y  
E  
A  
R  
  
E  
N  
D  
  
S  
U  
M  
M  
A  
R  
Y

Ref: 00009215 00080431

CITI GLOBAL IMPACT  
Account Number 692-17572-14 643

Details of Long-Term Gain (Loss) 2008, continued

Reference number	Quantity	Security Description	Opening Trade Date	Closing Trade Date	Sale Proceeds	Cost	(Loss)	Gain
	8,557.531		11/02/07		\$ 82,323.45	\$ 144,879.00	(\$ 62,555.55)	
	12,132.214		11/14/07		116,711.90	202,244.00	(85,532.10)	
	9,134.726		11/26/07		87,876.06	146,521.00	(58,644.94)	
	4,268.988		12/07/07		41,067.66	72,957.00	(31,889.34)	
	24,828.476		12/13/07		238,849.94	398,248.76	(159,398.82)	
	5,805.527		12/17/07		55,849.17	90,334.00	(34,484.83)	
125002800	1,903.935	LEGG MASON PARTNERS GOVT	12/23/04	01/29/08	18,601.44	18,791.84	(190.40)	
	3,629.264	SECURITIES FUND CLASS I	12/27/04		35,457.91	35,711.96	(254.05)	
	1,812.576		12/28/04		17,708.87	17,835.75	(126.88)	
	2,653.09		12/29/04		25,920.69	26,106.41	(185.72)	
	4,727.381		12/31/04		46,186.51	46,706.52	(520.01)	
	12,429.915		01/03/05		121,440.27	122,807.56	(1,367.29)	
	13,961.751		01/10/05		136,406.31	137,802.48	(1,396.17)	
125002900	1,675.389	LEGG MASON PARTNERS GOVT	01/10/05	02/14/08	16,134.00	16,536.09	(402.09)	
		SECURITIES FUND CLASS I						
125003000	1,719.958	LEGG MASON PARTNERS GOVT	01/10/05	02/22/08	16,460.00	16,975.99	(515.99)	
		SECURITIES FUND CLASS I						
125003100	5,288.924	LEGG MASON PARTNERS GOVT	01/10/05	03/14/08	50,615.00	52,201.68	(1,586.68)	
		SECURITIES FUND CLASS I						
125003200	7,783.205	LEGG MASON PARTNERS GOVT	01/10/05	03/20/08	75,107.93	76,820.23	(1,712.30)	
	447.118	SECURITIES FUND CLASS I	01/13/05		4,314.69	4,435.41	(120.72)	
	3,233.905		01/21/05		31,207.18	32,177.35	(970.17)	
	65.462		01/27/05		631.71	648.07	(16.36)	
	1,253.737		01/31/05		12,098.56	12,437.07	(338.51)	
	1,214.795		02/11/05		11,722.77	12,099.36	(376.59)	
	461.461		02/22/05		4,453.10	4,568.46	(115.36)	
	1,293.348		02/28/05		12,480.81	12,726.54	(245.73)	
	823.252		03/03/05		7,944.38	8,092.57	(148.19)	
	7,440.234		03/09/05		71,798.26	72,839.89	(1,041.63)	
	975.607		03/17/05		9,414.61	9,531.68	(117.07)	
125003300	1,210.032	LEGG MASON PARTNERS GOVT	03/17/05	06/20/08	11,338.00	11,822.01	(484.01)	
		SECURITIES FUND CLASS I						
126003400	26,452.188	LEGG MASON PARTNERS GOVT	03/17/05	07/07/08	247,857.00	258,437.88	(10,580.88)	
		SECURITIES FUND CLASS I						
125003500	781.867	LEGG MASON PARTNERS GOVT	03/17/05	07/24/08	7,287.00	7,638.84	(351.84)	
		SECURITIES FUND CLASS I						
125003600	891.26	LEGG MASON PARTNERS GOVT	03/17/05	07/30/08	8,288.72	8,707.61	(418.89)	
	264.61	SECURITIES FUND CLASS I	03/21/05		2,460.87	2,582.59	(121.72)	
	3,400.276		03/22/05		31,622.57	33,050.68	(1,428.11)	

2008 YEAR END SUMMARY

Ref: 00009215 00080432

CITI GLOBAL IMPACT

Account Number 692-17572-14 643

Details of Long Term Gain (Loss) 2008 - continued

Reference number	Quantity	Security Description	Opening Trade Date	Closing Trade Date	Sale Proceeds	Cost	(Loss)	Gain
	477.48		03/31/05		\$ 4,440.38	\$ 4,664.78	(\$ 224.40)	
	669.939		04/04/05		6,230.43	6,558.70	(328.27)	
	1,392.715		04/07/05		12,952.25	13,620.75	(668.50)	
	4,483.525		05/20/05		41,696.78	44,431.73	(2,734.95)	
125003700	284.893	LEGG MASON PARTNERS GOVT	05/20/05	08/29/08	2,666.60	2,823.29	(156.69)	
	48.781	SECURITIES FUND CLASS I	05/24/05		456.40	485.17	(28.77)	
125003800	1,248.286	LEGG MASON PARTNERS GOVT	06/22/05	09/15/08	11,908.65	12,420.45	(511.80)	
	1,219.313	SECURITIES FUND CLASS I	06/23/05		11,632.25	12,119.97	(487.72)	
	196.266	CONFIRM #003529263	06/27/05		1,872.38	1,954.81	(82.43)	
	1,025.762	TRADE AS OF 09/15/08	07/07/05		9,785.77	10,185.82	(400.05)	
	2,868.672		07/18/05		27,367.13	28,313.79	(946.66)	
	2,470.17		07/27/05		23,565.42	24,281.77	(716.35)	
	1,998.899		08/01/05		19,069.50	19,629.19	(559.69)	
	32.223		08/24/05		307.41	317.40	(9.99)	
	509.86		08/26/05		4,864.06	5,027.22	(163.16)	
	68.717		08/30/05		655.56	679.61	(24.05)	
	747.039		09/07/05		7,126.75	7,380.75	(254.00)	
	865.455		09/08/05		8,258.44	8,550.70	(292.26)	
	1,578.732		10/04/05		15,061.10	15,440.00	(378.90)	
	1,100.525		10/28/05		10,499.01	10,664.09	(165.08)	
	5,851.867		11/04/05		55,826.81	56,412.00	(585.19)	
	1,209.053		11/18/05		11,534.37	11,752.00	(217.63)	
	1,241.859		11/25/05		11,847.33	12,070.87	(223.54)	
	2,946.914		11/25/05		28,113.56	28,644.00	(530.44)	
	723.093		12/09/05		6,898.31	7,014.00	(115.69)	
	1,807.59		12/16/05		17,244.41	17,624.00	(379.59)	
	3,308.573		12/23/05		31,563.78	32,390.93	(827.15)	
125003900	1,962.978	LEGG MASON PARTNERS GOVT	05/24/05	09/15/08	18,726.81	19,531.63	(804.82)	
	1,097.154	SECURITIES FUND CLASS I	05/31/05		10,466.85	10,905.71	(438.86)	
	265.012	CONFIRM #003529261	06/16/05		2,528.21	2,628.92	(100.71)	
	237.678	TRADE AS OF 09/15/08	06/17/05		2,267.45	2,360.14	(92.69)	
	164.956		06/22/05		1,573.68	1,641.31	(67.63)	
125004000	6,170.869	LEGG MASON PARTNERS GOVT	12/23/05	09/25/08	58,253.00	60,412.81	(2,159.81)	
		SECURITIES FUND CLASS I						
		CONFIRM #003558480						
125004100	28,247.626	LEGG MASON PARTNERS GOVT	12/23/05	09/29/08	266,657.59	276,544.26	(9,886.67)	
	1,396.627	SECURITIES FUND CLASS I	12/30/05		13,184.16	13,617.11	(432.95)	
	9,745.744	CONFIRM #003565916	12/30/05		91,999.82	95,021.00	(3,021.18)	
	20,171.232	TRADE AS OF 09/29/08	01/06/06		190,416.43	196,871.22	(6,454.79)	

2008 YEAR END SUMMARY

Ref: 00009215 00080433

CITI GLOBAL IMPACT

Account Number 692-17572-14 643

Details of Long Term Gain (Loss) 2008 - *Continued*

Reference number	Quantity	Security Description	Opening Trade Date	Closing Trade Date	Sale Proceeds	Cost	(Loss)	Gain
125004200	5,279.831	LEGG MASON PARTNERS GOVT SECURITIES FUND CLASS I CONFIRM #003592082	01/08/06	10/07/08	\$ 50,000.00	\$ 51,531.15	(\$ 1,531.15)	
125004300	52,299.552 3,856.748 1,654.044 9,699.691 1,703.788 1,293.771	LEGG MASON PARTNERS GOVT SECURITIES FUND CLASS I CONFIRM #003614446	01/08/06 01/13/06 01/31/06 02/17/06 02/28/06 03/17/06	10/13/08	489,000.81 36,060.59 15,465.31 90,692.11 15,930.42 12,096.76	510,443.63 37,719.00 16,060.77 94,087.00 16,543.78 12,497.83	(21,442.82) (1,658.41) (595.46) (3,394.89) (613.36) (401.07)	
125004400	3,300.018 5,450.207 1,905.432 3,395.666	LEGG MASON PARTNERS GOVT SECURITIES FUND CLASS I CONFIRM #003640353	03/17/06 03/24/06 03/31/06 04/07/06	10/22/08	31,185.17 51,504.46 18,006.33 32,089.04	31,878.17 52,649.00 18,254.04 32,360.70	(693.00) (1,144.54) (247.71) (271.66)	
125004500	295.939 3,391.702 1,752.262 1,213.488 1,934.218 1,199.789 206.625 27.359 1,992.286 2,754.671 134.713 1,710.901 549.007 5,567.987 4,670.246	LEGG MASON PARTNERS GOVT SECURITIES FUND CLASS I CONFIRM #003654473	04/07/06 04/21/06 04/28/06 04/27/06 05/31/06 05/26/06 06/02/06 06/16/06 06/30/06 06/30/06 07/07/06 07/31/06 08/04/06 08/17/06 08/25/06	10/28/08	2,728.56 31,271.49 16,155.86 11,188.36 17,833.49 11,062.05 1,905.08 252.25 18,368.88 25,398.07 1,242.05 15,774.51 5,061.84 51,336.84 43,059.67	2,820.30 32,289.00 16,664.01 11,516.00 18,259.02 11,374.00 1,965.00 258.00 18,767.33 25,949.00 1,269.00 16,287.78 5,254.00 53,397.00 44,881.06	(91.74) (1,017.51) (508.15) (327.64) (425.53) (311.95) (59.92) (5.75) (398.45) (550.93) (26.95) (513.27) (192.16) (2,060.16) (1,821.39)	
125004600	866.487 1,748.908 149.368	LEGG MASON PARTNERS GOVT SECURITIES FUND CLASS I CONFIRM #003763089	08/25/06 08/31/06 09/01/06	11/13/08	8,041.00 16,229.87 1,386.13	8,326.94 16,841.98 1,439.91	(285.94) (612.11) (53.78)	
125004700	1,046.171 1,733.195 1,871.168 5,058.204	LEGG MASON PARTNERS GOVT SECURITIES FUND CLASS I CONFIRM #003910415	09/01/06 09/15/06 09/29/06 10/06/06	12/16/08	9,698.00 16,066.72 17,345.73 46,889.55	10,085.09 16,656.00 18,075.48 48,811.67	(387.09) (589.28) (729.75) (1,922.12)	
125004800	1,307.081 5,228.17 616.632 1,923.559	LEGG MASON PARTNERS GOVT SECURITIES FUND CLASS I CONFIRM #003921490	10/06/06 10/12/06 10/19/06 10/31/06	12/19/08	12,129.71 48,517.42 5,722.34 17,850.63	12,613.33 50,295.00 5,932.00 18,639.29	(483.62) (1,777.58) (209.66) (788.66)	

2  
0  
0  
8  
  
Y  
E  
A  
R  
  
E  
N  
D  
  
S  
U  
M  
M  
A  
R  
Y

Ref: 00009215 00080434

CITI GLOBAL IMPACT

Account Number 692-17572-14 643

Details of Long Term Gain (Loss) 2008 - continued

Reference number	Quantity	Security Description	Opening Trade Date	Closing Trade Date	Sale Proceeds	Cost	(Loss)	Gain
	3,277.353		10/27/06		\$ 30,413.84	\$ 31,692.00	(\$ 1,278.16)	
	2,341.298		11/10/06		21,727.25	22,734.00	(1,006.75)	
	998.865		11/15/06		9,269.47	9,679.00	(409.53)	
	1,985.241		11/30/06		18,423.04	19,356.10	(933.06)	
	3,546.304		12/21/06		32,909.70	34,541.00	(1,631.30)	
	2,137.879		12/29/06		19,839.52	20,694.67	(855.15)	
	58,907.732		12/27/06		546,663.75	571,405.00	(24,741.25)	
	33,271.798		01/11/07		308,762.28	322,071.00	(13,308.72)	
	8,899.689		01/19/07		82,589.11	85,971.00	(3,381.89)	
	2,226.692		01/31/07		20,663.70	21,443.04	(779.34)	
	2,383.378		02/28/07		22,117.75	23,166.43	(1,048.68)	
	32,871.84		03/16/07		305,050.67	319,843.00	(14,792.33)	
	2,421.893		03/30/07		22,475.17	23,492.36	(1,017.19)	
	4,170.734		04/12/07		38,704.41	40,331.00	(1,626.59)	
	6,123.196		04/23/07		56,823.26	59,395.00	(2,571.74)	
	2,316.148		04/30/07		21,493.85	22,466.64	(972.79)	
	965.177		05/18/07		8,956.84	9,285.00	(328.16)	
	2,489.264		05/31/07		23,100.37	23,822.26	(721.89)	
	10,209.195		05/31/07		94,741.33	97,702.00	(2,960.67)	
	3,998.207		06/19/07		37,103.36	37,903.00	(799.64)	
	2,627.949		06/29/07		24,387.37	24,860.40	(473.03)	
	2,457.252		07/31/07		22,803.30	23,294.75	(491.45)	
	2,755.282		08/31/07		25,569.02	26,201.63	(632.61)	
	2,405.417		09/19/07		22,322.27	23,092.00	(769.73)	
	2,235.166		09/28/07		20,742.34	21,323.48	(581.14)	
	2,509.434		09/28/07		23,287.55	23,940.00	(652.45)	
	9,160.651		10/12/07		85,010.84	87,301.00	(2,290.16)	
	2,511.974		10/31/07		23,311.12	24,089.83	(778.71)	
	13,059.561		11/14/07		121,192.72	124,980.00	(3,787.28)	
	2,634.493		11/30/07		24,448.09	25,422.86	(974.77)	
	17,577.382		12/07/07		163,118.10	167,864.00	(4,745.90)	
	8,137.841		12/17/07		75,519.16	77,635.00	(2,115.84)	
125004900	8,940.049	LEGG MASON PARTNERS DIVERSFD	12/14/04	01/29/08	57,663.32	62,222.74	(4,559.42)	
	6,186.18	STRATEGIC INCOME FUND CL I	12/17/04		39,900.86	42,932.09	(3,031.23)	
	1,054.207		12/20/04		6,799.64	7,316.20	(516.56)	
	2,401.154		12/21/04		15,487.44	16,688.02	(1,200.58)	
	22,016.734		12/23/04		142,007.93	153,016.30	(11,008.37)	
	7,585.742		12/27/04		48,928.04	52,645.05	(3,717.01)	
	3,206.801		12/28/04		20,683.87	22,255.20	(1,571.33)	

2  
0  
0  
8  
  
Y  
E  
A  
R  
  
E  
N  
D  
  
S  
U  
M  
M  
A  
R  
Y

Ref: 00009215 00080435

CITI GLOBAL IMPACT

Account Number 692-17572-14 643

Details of Long Term Gain (Loss) 2008 - continued

Reference number	Quantity	Security Description	Opening Trade Date	Closing Trade Date	Sale Proceeds	Cost	(Loss)	Gain
	5,318.501		12/29/04		\$ 34,304.33	\$ 36,910.40	(\$ 2,606.07)	
	9,218.694		12/31/04		59,460.57	64,162.11	(4,701.54)	
125005000	422.117	LEGG MASON PARTNERS DIVERSFD STRATEGIC INCOME FUND CL I	12/31/04	02/14/08	2,672.00	2,937.93	(265.93)	
125005100	463.757	LEGG MASON PARTNERS DIVERSFD STRATEGIC INCOME FUND CL I	12/31/04	02/22/08	2,917.03	3,227.75	(310.72)	
	2,267.722		01/03/05		14,263.97	15,806.02	(1,542.05)	
125005200	24,380.482	LEGG MASON PARTNERS DIVERSFD STRATEGIC INCOME FUND CL I	01/03/05	03/20/08	150,915.18	169,931.96	(19,016.78)	
	20,842.943		01/10/05		129,017.82	144,650.03	(15,632.21)	
125005300	1,039.228	LEGG MASON PARTNERS DIVERSFD STRATEGIC INCOME FUND CL I	01/10/05	04/22/08	6,484.00	7,212.24	(748.24)	
125005400	38,399.832	LEGG MASON PARTNERS DIVERSFD STRATEGIC INCOME FUND CL I	01/10/05	07/07/08	228,863.00	266,494.83	(37,631.83)	
125005500	5,619.449	LEGG MASON PARTNERS DIVERSFD STRATEGIC INCOME FUND CL I	01/10/05	07/30/08	32,705.19	38,998.98	(6,293.79)	
	924.892		01/13/05		5,382.87	6,437.25	(1,054.38)	
	7,790.452		01/21/05		45,340.43	54,299.45	(8,959.02)	
	120.167		01/27/05		699.37	833.96	(134.59)	
	1,462.05		01/31/05		8,509.14	10,175.87	(1,666.73)	
125005600	627.591	LEGG MASON PARTNERS DIVERSFD STRATEGIC INCOME FUND CL I	01/31/05	08/29/08	3,683.96	4,368.03	(684.07)	
	2,512.117		02/11/05		14,746.13	17,584.82	(2,838.69)	
	136.953		02/22/05		803.91	954.56	(150.65)	
125005700	1,132.216	LEGG MASON PARTNERS DIVERSFD STRATEGIC INCOME FUND CL I	02/22/05	09/15/08	6,612.14	7,891.55	(1,279.41)	
	2,829.029		02/28/05		16,521.53	19,605.17	(3,083.64)	
	1,946.684	CONFIRM #003529262	03/03/05		11,368.63	13,490.52	(2,121.89)	
	15,585.025	TRADE AS OF 09/15/08	03/09/05		91,016.55	107,692.52	(16,675.97)	
	50,246.943		03/17/05		293,442.15	345,698.97	(52,256.82)	
125005800	14,653.931	LEGG MASON PARTNERS DIVERSFD STRATEGIC INCOME FUND CL I	03/17/05	09/29/08	80,889.70	100,819.04	(19,929.34)	
	590.812		03/21/05		3,261.28	4,047.06	(785.78)	
	8,694.019	CONFIRM #003565917	03/22/05		47,990.98	59,032.39	(11,041.41)	
	782.736	TRADE AS OF 09/29/08	03/23/05		4,320.70	5,299.12	(978.42)	
	507.885		03/24/05		2,803.53	3,443.46	(639.93)	
	1,301.146		03/28/05		7,182.33	8,808.76	(1,626.43)	
	1,278.324		03/31/05		7,056.35	8,679.82	(1,623.47)	
	1,869.299		04/04/05		10,318.53	12,711.23	(2,392.70)	
	2,187.906		04/07/05		12,077.24	14,921.52	(2,844.28)	
	11,289.669		05/20/05		62,318.97	77,108.44	(14,789.47)	
	4,605.834		05/24/05		25,424.20	31,549.96	(6,125.76)	
	1,818.032		05/31/05		10,035.54	12,489.88	(2,454.34)	
	305.038		06/17/05		1,683.81	2,104.76	(420.95)	
	2,322.583		06/22/05		12,820.66	16,002.60	(3,181.94)	

2008 YEAR END SUMMARY

Ref: 00009215 00080436

CITI GLOBAL IMPACT

Account Number 692-17572-14 643

Details of Long Term Gain (Loss) 2008 - continued

Reference number	Quantity	Security Description	Opening Trade Date	Closing Trade Date	Sale Proceeds	Cost	(Loss)	Gain
	3,195.062		06/23/05		\$ 17,638.74	\$ 22,013.98	(\$ 4,377.24)	
	299.919		06/27/05		1,655.55	2,069.44	(413.89)	
	556.317		07/07/05		3,070.87	3,838.59	(767.72)	
	3,811.562		07/18/05		21,039.82	26,376.01	(5,336.19)	
	5,014.994		07/27/05		27,682.77	34,553.31	(6,870.54)	
	3,408.422		08/01/05		18,814.49	23,484.03	(4,669.54)	
	65.13		08/24/05		359.52	449.40	(89.88)	
	2,558.383		08/26/05		14,122.27	17,652.84	(3,530.57)	
	147.314		08/30/05		813.17	1,019.41	(206.24)	
	1,274.851		09/07/05		7,037.18	8,821.97	(1,784.79)	
	1,406.177		09/08/05		7,762.10	9,744.81	(1,982.71)	
	8,785.007		09/30/05		48,493.24	60,353.00	(11,859.76)	
	1,455.912		10/04/05		8,036.63	9,973.00	(1,936.37)	
	3,619.05		10/28/05		19,977.16	24,484.78	(4,487.62)	
	9,402.374		11/04/05		51,901.10	63,372.00	(11,470.90)	
	3,497.054		11/18/05		19,303.74	23,745.00	(4,441.26)	
	3,673.462		11/25/05		20,277.51	24,942.81	(4,665.30)	
	5,213.549		11/25/05		28,778.79	35,400.00	(6,621.21)	
	2,455.965		12/09/05		13,556.93	16,676.00	(3,119.07)	
	3,595.015		12/16/05		19,844.48	24,518.00	(4,673.52)	
	8,224.658		12/23/05		45,400.12	56,256.66	(10,856.54)	
125005900	9,451.796	LEGG MASON PARTNERS DIVERSFD STRATEGIC INCOME FUND CL I CONFIRM #003592083	12/23/05	10/07/08	50,000.00	64,650.28	(14,650.28)	
125006000	64,480.125 4,120.978 284.611	LEGG MASON PARTNERS DIVERSFD STRATEGIC INCOME FUND CL I CONFIRM #003614447	12/23/05 12/30/05 12/30/05	10/13/08	316,952.61 20,192.79 1,394.60	441,044.06 28,063.86 1,938.20	(125,091.45) (7,871.07) (543.60)	
125006100	22,384.552 8,770.104	LEGG MASON PARTNERS DIVERSFD STRATEGIC INCOME FUND CL I CONFIRM #003640354	12/30/05 01/06/06	10/22/08	110,579.68 43,324.32	152,438.80 59,987.51	(41,859.12) (16,663.19)	
125006200	75,861.826	LEGG MASON PARTNERS DIVERSFD STRATEGIC INCOME FUND CL I CONFIRM #003654474	01/06/06	10/28/08	365,654.00	518,894.89	(153,240.89)	
125006300	23,561.649	LEGG MASON PARTNERS STRATEGIC INCOME FUND CLASS I CONFIRM #003763090	01/06/06	11/13/08	114,274.00	161,161.68	(46,887.68)	
125006400	32,258.065	LEGG MASON PARTNERS STRATEGIC INCOME FUND CLASS I CONFIRM #003910416	01/06/06	12/16/08	150,000.00	220,645.16	(70,645.16)	

2  
0  
0  
8  
  
Y  
E  
A  
R  
  
E  
N  
D  
  
S  
U  
M  
M  
A  
R  
Y



Ref: 00009215 00080437

CITI GLOBAL IMPACT

Account Number 692-17572-14 643

Details of Long Term Gain (Loss) 2008 continued

Reference number	Quantity	Security Description	Opening Trade Date	Closing Trade Date	Sale Proceeds	Cost	(Loss)	Gain
125006500	25,134.029	LEGG MASON PARTNERS STRATEGIC	01/06/06	12/19/08	\$ 119,135.29	\$ 171,916.76	(\$ 52,781.47)	
	8,523.684	INCOME FUND CLASS I	01/13/06		40,402.26	58,302.00	(17,899.74)	
	8,523.684	CONFIRM #003921493	01/13/06		40,402.26	58,302.00	(17,899.74)	
	4,619.844		01/31/06		21,898.06	31,461.14	(9,563.08)	
	20,186.197		02/17/06		95,682.57	137,468.00	(41,785.43)	
	4,571.29		02/28/06		21,667.91	31,176.20	(9,508.29)	
	1,804.579		03/03/06		8,553.70	12,217.00	(3,663.30)	
	7,982.127		03/17/06		37,835.28	54,039.00	(16,203.72)	
	11,869.278		03/24/06		56,260.37	80,355.00	(24,094.63)	
	5,295.738		03/31/06		25,101.80	35,534.40	(10,432.60)	
	6,523.802		04/07/06		30,922.82	43,579.00	(12,656.18)	
	7,595.952		04/21/06		36,004.81	50,665.00	(14,660.19)	
	4,618.649		04/28/06		21,892.40	30,806.39	(8,913.99)	
	2,310.661		04/27/06		10,952.53	15,389.00	(4,436.47)	
	5,252.4		05/31/06		24,896.38	34,770.89	(9,874.51)	
	2,807.38		05/26/06		13,306.98	18,641.00	(5,334.02)	
	968.389		06/16/06		4,590.16	6,372.00	(1,781.84)	
	5,662.476		06/30/06		26,840.14	37,259.09	(10,418.95)	
	5,111.094		06/30/06		24,226.59	33,631.00	(9,404.41)	
	4,947.517		07/31/06		23,451.23	32,900.99	(9,449.76)	
	1,564.126		08/04/06		7,413.96	10,464.00	(3,050.04)	
	11,574.367		08/17/06		54,862.50	77,664.00	(22,801.50)	
	12,680.804		08/25/06		60,107.01	85,215.00	(25,107.99)	
	5,090.01		08/31/06		24,126.65	34,255.77	(10,129.12)	
	2,446.954		09/01/06		11,598.56	16,468.00	(4,869.44)	
	1,133.63		09/15/06		5,373.41	7,652.00	(2,278.59)	
	2,111.965		09/22/06		10,010.71	14,298.00	(4,287.29)	
	5,145.862		09/29/06		24,391.39	34,786.03	(10,394.64)	
	12,195.864		10/06/06		57,808.39	82,566.00	(24,757.61)	
	9,939.111		10/12/06		47,111.39	67,089.00	(19,977.61)	
	307.692		10/19/06		1,458.46	2,080.00	(621.54)	
	4,882.214		10/31/06		23,141.69	33,296.70	(10,155.01)	
	6,063.476		10/27/06		28,740.88	41,171.00	(12,430.12)	
	2,553.723		11/10/06		12,104.65	17,493.00	(5,388.35)	
	1,218.832		11/15/06		5,777.26	8,349.00	(2,571.74)	
	4,842.735		11/30/06		22,954.56	33,414.87	(10,460.31)	
	7,900.145		12/21/06		37,446.69	54,432.00	(16,985.31)	
	5,291.608		12/29/06		25,082.22	36,406.26	(11,324.04)	
	124,885.196		12/27/06		591,955.82	860,459.00	(268,503.18)	
	68,067.54		01/11/07		322,640.13	467,624.00	(144,983.87)	
	18,927.22		01/19/07		89,715.02	130,030.00	(40,314.98)	

2  
0  
0  
8  
  
Y  
E  
A  
R  
  
E  
N  
D  
  
S  
U  
M  
M  
A  
R  
Y



Smith Barney Reserved  
Client Statement  
2008 Year End Summary

Ref: 00009215 00080438

CITI GLOBAL IMPACT

Account Number 692-17572-14 643

Details of Long Term Gain (Loss) 2008 - continued

Reference number	Quantity	Security Description	Opening Trade Date	Closing Trade Date	Sale Proceeds	Cost	(Loss)	Gain
	5,585.539		01/31/07		\$ 26,475.45	\$ 38,260.94	(\$ 11,785.49)	
	5,629.491		02/28/07		26,683.79	38,899.78	(12,215.99)	
	1,950.725		03/01/07		9,246.44	13,460.00	(4,213.56)	
	69,666.087		03/16/07		330,217.25	480,696.00	(150,478.75)	
	6,502.068		03/30/07		30,819.80	44,734.23	(13,914.43)	
	6,612.974		04/12/07		31,345.50	45,365.00	(14,019.50)	
	12,881.014		04/23/07		61,056.01	88,879.00	(27,822.99)	
	6,032.429		04/30/07		28,593.71	41,623.76	(13,030.05)	
	7,053.741		05/31/07		33,434.73	48,247.59	(14,812.86)	
	20,455.117		05/31/07		96,957.25	139,913.00	(42,955.75)	
	9,449.11		06/19/07		44,788.78	63,687.00	(18,898.22)	
	7,385.511		06/29/07		35,007.32	49,409.07	(14,401.75)	
	7,446.758		07/31/07		35,297.63	48,627.33	(13,329.70)	
	8,083.257		08/31/07		38,314.64	52,783.67	(14,469.03)	
	3,295.878		09/07/07		15,622.46	21,588.00	(5,965.54)	
	6,357.092		09/28/07		30,132.62	41,956.81	(11,824.19)	
	9,536.145		10/12/07		45,201.33	63,320.00	(18,118.67)	
	7,158.239		10/31/07		33,930.05	47,387.54	(13,457.49)	
	40,559.724		11/14/07		192,253.09	264,855.00	(72,601.91)	
	10,170.898		11/26/07		48,210.06	65,704.00	(17,493.94)	
	7,884.44		11/30/07		37,372.24	51,091.17	(13,718.93)	
	41,091.615		12/07/07		194,774.25	264,630.00	(69,855.75)	
	9,352.96		12/17/07		44,333.03	60,048.00	(15,712.97)	
<b>Total</b>					<b>\$ 22,979,456.12</b>	<b>\$ 29,854,400.76</b>	<b>(\$ 6,882,484.30)</b>	<b>\$ 7,539.88</b>

Details of Deposits and Withdrawals 2008

This section reflects any deposits or withdrawals made to your account during the year.

Deposits

Reference number	Date	Description	Amount
210000100	01/03/08	FROM 692-17579-01 TO 692-17572-01	\$ 185,238.49
210000300	01/07/08	FROM 692-17579-01 TO 692-17572-01	179,167.70
210000500	01/10/08	FROM 692-17579-01 TO 692-17572-01	14,874.61

Reference number	Date	Description	Amount
210000200	01/04/08	FROM 692-17579-01 TO 692-17572-01	\$ 67,150.17
210000400	01/08/08	FROM 692-17579-01 TO 692-17572-01	2,194.40
210000600	01/10/08	FROM 692-17579-01 TO 692-17572-01	86,565.77

2008 YEAR END SUMMARY

Ref. 00009216 00080449

CITI GLOBAL IMPACT

Account Number 692-17574-12 643

Details of Short-Term Gain/(Loss) 2008

This section shows your sales of securities during the year. The "Sale Proceeds" column excludes any accrued income you may have received. In addition, although cash in lieu less than \$20 is not included on Form 1099-B (if applicable), it is included in this section. Please note, this material is being prepared for informational purposes only and should not be used for tax preparation without the assistance of your tax advisor.

Reference number	Quantity	Security Description	Opening Trade Date	Closing Trade Date	Sale Proceeds	Cost	(Loss)	Gain
125001000	223 617	LEGG MASON PARTNERS APPRECIATION FUND CLASS I CONFIRM #003582305	11/02/07	10/03/08	\$ 2,694.58	\$ 3,765.71	(\$ 1,071.13)	
125001100	436.003 828.727 3,008.849 577.475 3,225.613	LEGG MASON PARTNERS APPRECIATION FUND CLASS I CONFIRM #003636886	11/02/07 11/14/07 11/28/07 12/07/07 12/13/07	10/21/08	4,682.67 8,900.53 32,323.63 6,202.08 34,643.09	7,342.29 13,674.00 48,034.00 8,742.00 50,190.54	(2,659.62) (4,773.47) (15,710.37) (3,539.92) (15,547.45)	
125001200	389.035 2,420.608 613.57 1,523 948	LEGG MASON PARTNERS APPRECIATION FUND CLASS I CONFIRM #003864259	12/13/07 12/17/07 12/27/07 12/27/07	11/28/08	4,042.07 25,150.12 6,374.99 15,833.82	6,053.38 36,648.00 9,350.81 23,224.97	(2,011.31) (11,497.88) (2,975.82) (7,391.15)	
125001300	1,976.047	LEGG MASON PARTNERS APPRECIATION FUND CLASS I CONFIRM #003889381	12/27/07	12/09/08	20,294.00	30,114.96	(9,820.96)	
125001400	8,922.971 1,898 683 12,284.99 5,473 967 2,718 642 60 698 2,363 516 3,009.615 15,610.731 8,552.248 6,416 147	LEGG MASON PARTNERS APPRECIATION FUND CLASS I CONFIRM #003921485	12/27/07 12/31/07 01/29/08 02/22/08 06/06/08 06/19/08 06/19/08 07/07/08 09/25/08 10/13/08 10/28/08	12/19/08	91,549.68 19,480.49 126,044.00 56,162.90 27,893.27 622.76 24,249.67 30,878.65 160,166.10 87,746.06 65,829.67	135,986.07 28,841.00 176,781.00 79,482.00 40,834.00 873.45 34,011.00 40,690.00 205,125.00 95,101.00 67,947.00	(44,436.39) (9,360.51) (50,737.00) (23,319.10) (12,940.73) (250.69) (9,761.33) (9,811.35) (44,958.90) (7,354.94) (2,117.33)	
125002400	460 779	LEGG MASON PARTNERS FUNDAMENTAL VALUE FUND CL I CONFIRM #003582306	11/02/07	10/03/08	5,515.52	7,800.99	(2,285.47)	
125002500	1,316.953 619.196 3,214.027 639 204 558.336	LEGG MASON PARTNERS FUNDAMENTAL VALUE FUND CL I CONFIRM #003636887	11/02/07 11/14/07 11/26/07 12/07/07 12/13/07	10/21/08	13,551.45 6,371.53 33,072.34 6,577.41 5,745.27	22,296.01 10,322.00 51,553.00 10,924.00 8,955.71	(8,744.56) (3,950.47) (18,480.66) (4,346.59) (3,210.44)	

2  
0  
0  
8  
  
Y  
E  
A  
R  
  
E  
N  
D  
  
S  
U  
M  
M  
A  
R  
Y

Ref: 00009216 00080450

CITI GLOBAL IMPACT

Account Number 692-17574-12 643

Details of Short-Term (Gain/Loss) 2008 (Continued)

Reference number	Quantity	Security Description	Opening Trade Date	Closing Trade Date	Sale Proceeds	Cost	(Loss)	Gain
125002600	2,069.179	LEGG MASON PARTNERS	12/13/07	11/28/08	\$ 20,133.11	\$ 33,189.63	(\$ 13,056.52)	
	2,459.961	FUNDAMENTAL VALUE FUND CL I	12/17/07		23,935.42	38,277.00	(14,341.58)	
	147.736	CONFIRM #003864260	12/27/07		1,437.47	2,313.55	(876.08)	
125002700	556.393	LEGG MASON PARTNERS	12/27/07	12/09/08	5,358.07	8,713.11	(3,355.04)	
	1,957.833	FUNDAMENTAL VALUE FUND CL I CONFIRM #003889382	12/27/07		18,853.93	30,659.67	(11,805.74)	
125002800	9,958.961	LEGG MASON PARTNERS	12/27/07	12/19/08	95,805.20	155,957.33	(60,152.13)	
	2,002.439	FUNDAMENTAL VALUE FUND CL I	12/31/07		19,263.48	31,198.00	(11,934.54)	
	12,606.948	CONFIRM #003921488	01/29/08		121,278.84	185,070.00	(63,791.16)	
	5,549.29		02/22/08		53,384.17	82,074.00	(28,689.83)	
	4,138.514		06/06/08		39,812.50	61,250.00	(21,437.50)	
	3,999.338		07/07/08		38,473.63	54,391.00	(15,917.37)	
	15,741.522		09/25/08		151,433.44	208,890.00	(57,456.56)	
	9,627.691		10/13/08		92,618.39	104,653.00	(12,034.61)	
	8,059.082		10/28/08		77,528.38	80,752.00	(3,223.62)	
125004400	2,167.06	LEGG MASON PARTNERS SHORT-	12/31/07	12/19/08	7,151.30	8,646.57	(1,495.27)	
	133,372.796	TERM BOND FUND CLASS I	12/27/07		440,130.21	529,490.00	(89,359.79)	
	11,893.233	CONFIRM #003921489	12/31/07		39,247.67	47,454.00	(8,206.33)	
	2,807.404	TRADE AS OF 12/19/08	01/31/08		9,264.43	11,257.69	(1,993.26)	
	66,273.815		01/29/08		218,703.58	265,758.00	(47,054.42)	
	46,485.354		02/22/08		153,401.66	184,082.00	(30,680.34)	
	2,855.711		02/29/08		9,423.85	11,365.73	(1,941.88)	
	2,716.997		03/31/08		8,966.09	10,406.10	(1,440.01)	
	6,967.383		03/31/08		22,992.30	26,685.00	(3,692.70)	
	7,151.697		04/22/08		23,600.60	27,391.00	(3,790.40)	
	2,585.486		04/30/08		8,532.10	9,902.41	(1,370.31)	
	2,774.606		05/30/08		9,156.20	10,626.74	(1,470.54)	
	31,921.299		06/06/08		105,340.28	122,897.00	(17,556.72)	
	2,708.918		06/30/08		8,939.43	10,239.71	(1,300.28)	
	2,628.478		07/31/08		8,673.98	9,725.37	(1,051.39)	
	2,511.163		08/29/08		8,286.84	9,241.08	(954.24)	
123,332.312		09/25/08		406,996.62	442,763.00	(35,766.38)		
2,412.549		10/01/08		7,961.41	8,612.80	(651.39)		
2,624.429		11/03/08		8,660.62	8,923.06	(262.44)		
11,973.78		11/28/08		39,513.47	39,274.00		239.47	
2,262.659		12/01/08		7,486.82	7,421.52		45.30	
125004500	13.298	LEGG MASON PARTNERS SHORT- TERM BOND FUND CLASS I 041883610190514 TRADE AS OF 12/26/08	12/01/08	12/26/08	41.22	43.62	(2.40)	

2  
0  
0  
8  
  
Y  
E  
A  
R  
  
E  
N  
D  
  
S  
U  
M  
M  
A  
R  
Y

Ref. 00009216 00080451

CITI GLOBAL IMPACT

Account Number 692-17574-12 643

Details of Short-Term Gain (Loss) 2008 continued

Reference number	Quantity	Security Description	Opening Trade Date	Closing Trade Date	Sale Proceeds	Cost	(Loss)	Gain
125006300	882.76	LEGG MASON PARTNERS GOVT	12/31/07	12/19/08	\$ 8,192.01	\$ 8,474.50	(\$ 282.49)	
	54,966.981	SECURITIES FUND CLASS I	12/27/07		510,093.58	524,385.00	(14,291.42)	
	3,979.375	CONFIRM #003921491	12/31/07		36,928.60	38,202.00	(1,273.40)	
	1,109.131		01/31/08		10,292.74	10,847.30	(554.56)	
	23,598.772		01/29/08		218,996.60	230,560.00	(11,563.40)	
	19,441.797		02/22/08		180,419.88	186,068.00	(5,638.12)	
	1,180.059		02/29/08		10,950.95	11,434.77	(483.82)	
	1,107.213		03/31/08		10,274.94	10,640.32	(365.38)	
	2,454.318		03/31/08		22,776.07	23,586.00	(809.93)	
	2,530.617		04/22/08		23,484.13	24,218.00	(733.87)	
	1,106.961		04/30/08		10,272.60	10,593.62	(321.02)	
	1,166.033		05/30/08		10,820.79	11,077.31	(256.52)	
	16,559.81		06/06/08		153,675.04	156,987.00	(3,311.96)	
	1,155.03		06/30/08		10,718.68	10,880.38	(161.70)	
	1,044.079		07/31/08		9,689.05	9,720.38	(31.33)	
	955.121		08/29/08		8,863.52	8,939.93	(76.41)	
	37,594.174		09/25/08		348,873.93	354,889.00	(6,015.07)	
	942.171		10/01/08		8,743.35	8,837.56	(94.21)	
	1,042.113		11/03/08		9,670.81	9,597.86	72.95	
	779.528		12/01/08		7,234.01	7,195.04	38.97	
125008000	2,111.096	LEGG MASON PARTNERS STRATEGIC	12/31/07	12/19/08	10,006.59	13,595.46	(3,588.87)	
	99,595.944	INCOME FUND CLASS I	12/27/07		472,084.76	638,410.00	(166,325.24)	
	7,736.957	CONFIRM #003921494	12/31/07		36,673.18	49,828.00	(13,152.82)	
	2,829.115		01/31/08		13,410.00	18,276.08	(4,866.08)	
	52,710.698		01/29/08		249,848.70	339,984.00	(90,135.30)	
	38,840.7		02/22/08		184,104.91	244,308.00	(60,203.09)	
	2,822.09		02/29/08		13,376.71	17,835.61	(4,458.90)	
	2,985.293		03/31/08		14,150.29	18,449.11	(4,298.82)	
	2,071.521		03/31/08		9,819.01	12,802.00	(2,982.99)	
	2,993.334		04/30/08		14,188.40	18,738.27	(4,549.87)	
	3,261.501		05/30/08		15,459.51	20,123.46	(4,663.95)	
	29,153.065		06/06/08		138,185.53	180,749.00	(42,563.47)	
	3,213.272		06/30/08		15,230.91	19,247.50	(4,016.59)	
	3,168.784		07/31/08		15,020.04	18,474.01	(3,453.97)	
	2,949.22		08/29/08		13,979.30	17,311.92	(3,332.62)	
	101,885.252		09/25/08		482,936.08	566,482.00	(83,545.92)	
	2,917.774		10/01/08		13,830.25	15,872.69	(2,042.44)	
	3,878.914		11/03/08		18,386.05	18,890.31	(504.26)	

2  
0  
0  
8  
  
Y  
E  
A  
R  
  
E  
N  
D  
  
S  
U  
M  
M  
A  
R  
Y

Ref: 00009216 00080452

CITI GLOBAL IMPACT

Account Number 692-17574-12 643

Details of Short-Term Gain (Loss) 2008 (continued)

Reference number	Quantity	Security Description	Opening Trade Date	Closing Trade Date	Sale Proceeds	Cost	(Loss)	Gain
	16,840.086		11/28/08		\$ 79,822.01	\$ 78,138.00		\$ 1,684.01
	3,319.899		12/01/08		15,736.36	15,404.33		332.03
<b>Total</b>					<b>\$ 6,671,584.91</b>	<b>\$ 8,115,300.30</b>	<b>(\$ 1,446,128.12)</b>	<b>\$ 2,412.73</b>

Details of Long-Term Gain (Loss) 2008

This section shows your sales of securities during the year. The "Sale Proceeds" column excludes any accrued income you may have received. In addition, although cash in lieu less than \$20 is not included on Form 1099-B (if applicable), it is included in this section. Please note, this material is being prepared for informational purposes only and should not be used for tax preparation without the assistance of your tax advisor.

Reference number	Quantity	Security Description	Opening Trade Date	Closing Trade Date	Sale Proceeds	Cost	(Loss)	Gain
125000100	555.338	LEGG MASON PARTNERS	07/14/06	01/31/08	\$ 8,069.06	\$ 7,880.25		\$ 188.81
	3,354.808	APPRECIATION FUND CLASS I	08/04/06		48,745.36	48,846.00	(100.64)	
	660.954		08/11/06		9,603.66	9,564.00		39.66
	138.311		08/25/06		2,009.66	2,047.00	(37.34)	
	2,055.489		09/01/06		29,866.26	30,914.56	(1,048.30)	
125000200	1,682.077	LEGG MASON PARTNERS	09/01/06	02/14/08	24,339.65	25,298.44	(958.79)	
	84.543	APPRECIATION FUND CLASS I	09/08/06		1,223.34	1,258.00	(34.66)	
	47.34		09/15/06		685.01	715.78	(30.77)	
125000300	2,830.206	LEGG MASON PARTNERS	09/15/06	03/14/08	39,821.00	42,792.72	(2,971.72)	
		APPRECIATION FUND CLASS I						
125000400	124.965	LEGG MASON PARTNERS	09/15/06	03/31/08	1,807.00	1,889.47	(82.47)	
		APPRECIATION FUND CLASS I						
125000500	488.957	LEGG MASON PARTNERS	09/15/06	04/22/08	7,290.35	7,393.03	(102.68)	
	2,142.364	APPRECIATION FUND CLASS I	09/28/06		31,942.65	32,885.28	(942.63)	
125000600	766.402	LEGG MASON PARTNERS	09/28/06	05/07/08	11,565.00	11,764.27	(199.27)	
		APPRECIATION FUND CLASS I						
125000700	2,841.267	LEGG MASON PARTNERS	09/28/06	07/14/08	38,016.15	43,613.45	(5,597.30)	
	549.047	APPRECIATION FUND CLASS I	11/03/06		7,346.25	8,642.00	(1,295.75)	
	2,191.158		12/08/06		29,317.69	33,984.86	(4,667.17)	
	1,387.101		12/14/06		18,559.41	21,722.00	(3,162.59)	
	617.359		12/27/06		8,260.26	9,569.07	(1,308.81)	
	2,232.258		12/27/06		29,867.61	34,600.00	(4,732.39)	
	2,263.708		01/11/07		30,154.63	34,955.01	(4,800.38)	

2  
0  
0  
8  
  
Y  
E  
A  
R  
  
E  
N  
D  
  
S  
U  
M  
M  
A  
R  
Y

Ref: 00009216 00080453

CITI GLOBAL IMPACT

Account Number 692-17574-12 643

Details of Long-Term Gain (Loss) 2008 (continued)

Reference number	Quantity	Security Description	Opening Trade Date	Closing Trade Date	Sale Proceeds	Cost	(Loss)	Gain
125000800	1,624.907	LEGG MASON PARTNERS APPRECIATION FUND CLASS I	01/11/07	07/24/08	\$ 21,855.00	\$ 25,202.31	(\$ 3,347.31)	
125000900	1,344.169	LEGG MASON PARTNERS APPRECIATION FUND CLASS I	01/11/07	08/29/08	18,442.00	20,848.06	(2,406.06)	
125001000	3,465.675 3,145.982 1,794.135 26.538 577.515 471.276 1,176.17 717.93	LEGG MASON PARTNERS APPRECIATION FUND CLASS I CONFIRM #003582305	01/11/07 03/01/07 05/31/07 06/22/07 06/22/07 08/09/07 09/07/07 09/19/07	10/03/08	41,761.38 37,909.08 21,619.33 319.78 6,959.06 5,678.88 14,172.85 8,651.06	53,752.62 47,756.00 29,675.00 428.59 9,326.86 7,498.00 18,854.00 11,932.00	(11,991.24) (9,846.92) (8,055.67) (108.81) (2,367.80) (1,819.12) (4,681.15) (3,280.94)	
125001500	2,796.07 754.776 268.378 2,972.151	LEGG MASON PARTNERS FUNDAMENTAL VALUE FUND CL I	08/04/06 08/11/06 08/25/06 09/01/08	01/31/08	41,493.68 11,200.88 3,982.73 44,106.71	43,562.76 11,616.00 4,235.00 47,673.30	(2,069.08) (415.12) (252.27) (3,566.59)	
125001600	507.712 209.785 1,055.972	LEGG MASON PARTNERS FUNDAMENTAL VALUE FUND CL I	09/01/06 09/08/06 09/15/06	02/14/08	7,463.37 3,083.84 15,522.79	8,143.70 3,323.00 17,001.15	(680.33) (239.18) (1,478.36)	
125001700	2,022.072	LEGG MASON PARTNERS FUNDAMENTAL VALUE FUND CL I	09/15/06	03/14/08	28,491.00	32,555.36	(4,064.36)	
125001800	126.015	LEGG MASON PARTNERS FUNDAMENTAL VALUE FUND CL I	09/15/06	03/31/08	1,831.00	2,028.84	(197.84)	
125001900	9.978 27.733 2,191.736	LEGG MASON PARTNERS FUNDAMENTAL VALUE FUND CL I	09/15/06 09/22/06 09/28/06	04/22/08	148.07 411.56 32,525.37	160.65 444.00 35,834.88	(12.58) (32.44) (3,309.51)	
126002000	1,357.368	LEGG MASON PARTNERS FUNDAMENTAL VALUE FUND CL I	09/28/06	05/07/08	20,632.00	22,192.97	(1,560.97)	
125002100	1,837.318 652.638 2,249.582 786.972 664.927 2,069.351 3,152.675	LEGG MASON PARTNERS FUNDAMENTAL VALUE FUND CL I	09/28/06 11/03/06 12/08/06 12/14/06 12/27/06 12/27/06 01/11/07	07/14/08	24,564.94 8,725.77 30,076.91 10,521.82 8,890.07 27,667.22 42,151.27	30,040.15 10,886.00 37,320.56 13,229.00 11,064.38 34,434.00 52,208.30	(5,475.21) (2,160.23) (7,243.65) (2,707.18) (2,174.31) (6,766.78) (10,057.03)	
125002200	2,628.992	LEGG MASON PARTNERS FUNDAMENTAL VALUE FUND CL I	01/11/07	07/24/08	35,728.00	43,536.11	(7,808.11)	

2  
0  
0  
8  
  
Y  
E  
A  
R  
  
E  
N  
D  
  
S  
U  
M  
M  
A  
R  
Y

Ref: 00009216 00080454

CITI GLOBAL IMPACT

Account Number 692-17574-12 643

Details of Long Term Gain (Loss) 2008 - continued

Reference number	Quantity	Security Description	Opening Trade Date	Closing Trade Date	Sale Proceeds	Cost	(Loss)	Gain
125002300	870.491	LEGG MASON PARTNERS FUNDAMENTAL VALUE FUND CL I	01/11/07	08/29/08	\$ 12,065.00	\$ 14,415.33	(\$ 2,350.33)	
125002400	1,595.789	LEGG MASON PARTNERS	01/11/07	10/03/08	19,101.59	26,426.26	(7,324.67)	
	2,980.949	FUNDAMENTAL VALUE FUND CL I	03/01/07		35,681.96	48,977.00	(13,295.04)	
	1,925.183	CONFIRM #003582306	05/31/07		23,044.44	34,249.00	(11,204.56)	
	1,813.674		08/09/07		19,315.68	27,142.00	(7,826.32)	
	1,899.94		09/07/07		22,742.28	31,691.00	(8,948.72)	
	527.947		09/19/07		6,319.53	9,181.00	(2,861.47)	
125002900	27,956.288	LEGG MASON PARTNERS SHORT-TERM	03/17/06	01/31/08	112,104.71	116,459.47	(3,354.76)	
	1,403.973	INVT GRADE BOND FUND CL I	03/31/06		5,829.93	5,784.37	(154.44)	
	87.835		04/07/06		352.22	361.00	(8.78)	
	1,249.187		04/28/06		5,009.24	5,148.65	(137.41)	
	1,336.873		05/31/06		5,360.86	5,481.18	(120.32)	
	1,135.038		05/26/06		4,551.49	4,665.00	(113.51)	
	1,396.471		06/30/06		5,599.85	5,697.60	(97.75)	
	163.814		07/21/06		656.89	670.00	(13.11)	
	1,321.424		07/31/06		5,298.91	5,417.84	(118.93)	
	26,221.169		08/04/06		106,146.90	107,769.00	(2,622.10)	
125003000	4,419.298	LEGG MASON PARTNERS SHORT-TERM	08/04/06	02/14/08	17,833.00	18,163.32	(530.32)	
		INVT GRADE BOND FUND CL I						
125003100	3,215.251	LEGG MASON PARTNERS SHORT-TERM	08/04/06	03/14/08	12,443.02	13,214.68	(771.66)	
	3,939.173	INVT GRADE BOND FUND CL I	08/11/06		15,244.60	16,190.00	(945.40)	
	1,656.311		08/17/06		6,409.92	6,824.00	(414.08)	
	911.65		08/25/06		3,528.09	3,756.00	(227.91)	
	1,483.813		08/31/06		5,742.36	6,113.31	(370.95)	
	3,074.681		09/01/06		11,899.01	12,698.43	(799.42)	
125003200	3,536.104	LEGG MASON PARTNERS SHORT-TERM	09/01/06	03/20/08	13,614.00	14,604.11	(990.11)	
		INVT GRADE BOND FUND CL I						
125003300	1,479.534	LEGG MASON PARTNERS SHORT-TERM	09/01/06	05/07/08	5,711.00	6,110.48	(399.48)	
		INVT GRADE BOND FUND CL I						
125003400	8,872.222	LEGG MASON PARTNERS SHORT-TERM	09/01/06	06/20/08	33,537.00	36,642.28	(3,105.28)	
		INVT GRADE BOND FUND CL I						
125003500	16,264.987	LEGG MASON PARTNERS SHORT-TERM	09/01/06	07/07/08	61,319.00	67,174.39	(5,855.39)	
		INVT GRADE BOND FUND CL I						
125003600	5,231.552	LEGG MASON PARTNERS SHORT-TERM	09/01/06	07/14/08	19,670.63	21,606.31	(1,935.68)	
	38,866.505	INVT GRADE BOND FUND CL I	09/15/06		146,138.05	160,130.00	(13,991.95)	
	1,716.92		09/29/06		6,455.62	7,090.88	(635.26)	
	62,149.879		09/28/06		233,683.54	256,679.00	(22,995.46)	
	1,981.722		10/31/06		7,451.27	8,204.33	(753.06)	

2  
0  
0  
8  
  
Y  
E  
A  
R  
  
E  
N  
D  
  
S  
U  
M  
M  
A  
R  
Y



Ref 00009216 00080455

CITI GLOBAL IMPACT

Account Number 692-17574-12 643

Details of Bond Term Gains (Loss) 2008 - continued

Reference number	Quantity	Security Description	Opening Trade Date	Closing Trade Date	Sale Proceeds	Cost	(Loss)	Gain
	4,583.051		10/27/06		\$ 17,232.27	\$ 18,928.00	(\$ 1,695.73)	
	1,207.005		11/10/06		4,538.34	4,997.00	(458.66)	
	1,415.76		11/30/06		5,323.28	5,875.41	(552.13)	
125003700	547.724	LEGG MASON PARTNERS SHORT-TERM	11/30/06	07/30/08	2,026.58	2,273.05	(246.47)	
	7,824.708	INVT GRADE BOND FUND CL I	12/14/06		28,951.42	32,472.54	(3,521.12)	
125003800	5,351.919	LEGG MASON PARTNERS SHORT-TERM BOND FUND CLASS I	12/14/06	10/03/08	19,159.87	22,210.46	(3,050.59)	
	2,042.625	CONFIRM #003582307	12/29/06		7,312.60	8,438.04	(1,123.44)	
	19,879.469		12/27/06		70,452.50	81,473.00	(11,020.50)	
	82,206.78		01/11/07		294,300.26	339,514.00	(45,213.74)	
	7,251.816		01/19/07		25,961.50	29,950.00	(3,988.50)	
	2,125.631		01/31/07		7,609.76	8,757.60	(1,147.84)	
	2,303.571		02/28/07		8,246.78	9,559.82	(1,313.04)	
	9,497.831		03/01/07		34,002.23	39,416.00	(5,413.77)	
	2,531.333		03/30/07		9,062.17	10,505.03	(1,442.86)	
	3,718.841		04/12/07		13,313.45	15,396.00	(2,082.55)	
	2,294.383		04/30/07		8,213.89	9,521.69	(1,307.80)	
	3,276.807		05/18/07		11,730.99	13,533.21	(1,802.22)	
125003900	3,144.743	LEGG MASON PARTNERS SHORT-TERM BOND FUND CLASS I	05/18/07	10/13/08	10,912.26	12,987.79	(2,075.53)	
	2,544.382	CONFIRM #003614448	05/31/07		8,829.01	10,457.41	(1,628.40)	
	15,922.979		05/31/07		55,252.73	65,443.44	(10,190.71)	
125004000	8,610.983	LEGG MASON PARTNERS SHORT-TERM BOND FUND CLASS I	05/31/07	10/21/08	29,794.00	35,391.14	(5,597.14)	
		CONFIRM #003636888						
125004100	1,600.101	LEGG MASON PARTNERS SHORT-TERM BOND FUND CLASS I	05/31/07	10/28/08	5,456.34	6,576.42	(1,120.08)	
	2,632.478	CONFIRM #003654475	06/29/07		8,976.75	10,793.16	(1,816.41)	
	2,483.12		07/31/07		8,467.44	10,155.96	(1,688.52)	
	2,777.342		08/31/07		9,470.74	11,220.46	(1,749.72)	
	8,177.047		09/07/07		27,883.73	33,198.81	(5,315.08)	
125004200	6.300	LEGG MASON PARTNERS SHORT-TERM BOND FUND CLASS I	09/07/07	12/09/08	20,664.00	25,578.00	(4,914.00)	
		CONFIRM #003889383						
125004300	593.889	LEGG MASON PARTNERS SHORT-TERM BOND FUND CLASS I	09/07/07	12/16/08	1,959.83	2,411.19	(451.36)	
	14,557.626	CONFIRM #003910417	09/19/07		48,040.17	59,103.96	(11,063.79)	
125004400	3,564.788	LEGG MASON PARTNERS SHORT-TERM BOND FUND CLASS I	09/19/07	12/19/08	11,763.80	14,473.04	(2,709.24)	
	2,254.608	CONFIRM #003921489	05/28/07		7,440.21	9,153.71	(1,713.50)	
	2,350.739	TRADE AS OF 12/19/08	10/12/07		7,757.44	9,544.00	(1,786.56)	
	2,558.946		10/31/07		8,444.52	10,363.73	(1,919.21)	
	3,578.818		11/02/07		11,810.10	14,530.00	(2,719.90)	

2  
0  
0  
8  
  
Y  
E  
A  
R  
  
E  
N  
D  
  
S  
U  
M  
M  
A  
R  
Y

Ref: 00009216 00080458

CITI GLOBAL IMPACT

Account Number 692-17574-12 643

Details of Long Term Gain (Loss) 2008 - continued

Reference number	Quantity	Security Description	Opening Trade Date	Closing Trade Date	Sale Proceeds	Cost	(Loss)	Gain
	4,845.025		11/14/07		\$ 15,988.58	\$ 19,477.00	(\$ 3,488.42)	
	20,210.448		11/26/07		66,694.48	81,246.00	(14,551.52)	
	2,641.414		11/30/07		8,716.67	10,592.07	(1,875.40)	
	10,883.459		12/07/07		35,915.41	43,425.00	(7,509.59)	
	23,030.653		12/17/07		78,001.15	91,662.00	(15,660.85)	
125004600	7,614.108	LEGG MASON PARTNERS GOVT	03/17/06	01/31/08	74,465.98	73,552.29		913.69
	680.523	SECURITIES FUND CLASS I	03/31/06		6,655.51	6,519.41		136.10
	729.486		04/07/06		7,134.37	6,952.00		182.37
	182.983		04/21/06		1,789.57	1,742.00		47.57
	640.293		04/28/06		6,262.07	6,089.19		172.88
	197.043		05/05/06		1,927.08	1,866.00		61.08
	673.941		05/31/06		6,591.14	6,362.00		229.14
	637.869		05/26/06		6,238.36	6,047.00		191.36
	696.425		06/30/06		6,811.04	6,560.32		250.72
	588.218		07/31/06		5,752.77	5,599.84		152.93
	12,750.42		08/04/06		124,699.11	122,021.52		2,677.59
125004700	109.346	LEGG MASON PARTNERS GOVT	08/04/06	02/14/08	1,053.00	1,046.44		6.56
		SECURITIES FUND CLASS I						
125004800	1,287.883	LEGG MASON PARTNERS GOVT	08/04/06	03/14/08	12,325.04	12,325.04		
	1,778.384	SECURITIES FUND CLASS I	08/11/06		17,019.13	16,948.00		71.13
	440.355		08/17/06		4,214.20	4,223.00	(8.80)	
	225.806		08/25/06		2,180.96	2,170.00	(9.04)	
	626.99		08/31/06		6,000.29	6,037.91	(37.62)	
	7,909.025		09/01/06		75,689.38	76,243.00	(553.62)	
125004900	3,788.29	LEGG MASON PARTNERS GOVT	09/01/06	03/20/08	36,557.00	36,519.12		37.88
		SECURITIES FUND CLASS I						
125005000	4,288.681	LEGG MASON PARTNERS GOVT	09/01/06	06/20/08	40,184.94	41,342.88	(1,157.94)	
	1,385.812	SECURITIES FUND CLASS I	09/15/06		12,985.06	13,317.65	(332.59)	
125005100	6,898.292	LEGG MASON PARTNERS GOVT	09/15/06	07/07/08	64,637.00	66,292.59	(1,655.59)	
		SECURITIES FUND CLASS I						
125005200	8,555.854	LEGG MASON PARTNERS GOVT	09/15/06	07/14/08	80,852.82	82,221.76	(1,368.94)	
	760.762	SECURITIES FUND CLASS I	09/29/06		7,189.20	7,348.96	(159.76)	
	26,339.917		09/28/06		248,912.21	254,707.00	(5,794.79)	
	938.912		10/31/06		8,872.72	9,098.06	(225.34)	
	1,485.005		10/27/06		14,033.30	14,360.00	(326.70)	
	714.521		11/10/06		6,752.22	6,938.00	(185.78)	
	961.326		11/30/06		9,084.53	9,372.93	(288.40)	
	5,810.185		12/14/06		54,906.25	56,475.00	(1,568.75)	
	4,182.619		12/27/06		39,525.75	40,571.41	(1,045.66)	

2008 YEAR END SUMMARY

Ref 0009218 00080457

CITI GLOBAL IMPACT

Account Number 692-17574-12 643

Details of Long Term Gain (Loss) 2008 - continued

Reference number	Quantity	Security Description	Opening Trade Date	Closing Trade Date	Sale Proceeds	Cost	(Loss)	Gain
125005300	2,700.215	LEGG MASON PARTNERS GOVT SECURITIES FUND CLASS I	12/27/06	07/30/08	\$ 25,112.00	\$ 26,192.08	(\$ 1,080.08)	
125005400	1,329.808	LEGG MASON PARTNERS GOVT SECURITIES FUND CLASS I	12/27/06	08/29/08	12,447.00	12,899.14	(452.14)	
125005500	1,033.131	LEGG MASON PARTNERS GOVT	12/29/06	10/03/08	9,742.43	10,000.71	(258.28)	
	380.863	SECURITIES FUND CLASS I	12/27/06		3,591.54	3,694.37	(102.83)	
	34,997.314	CONFIRM #003582308	01/11/07		330,024.67	338,774.00	(8,749.33)	
	3,480.331		01/19/07		32,819.52	33,620.00	(800.48)	
	1,038.931		01/31/07		9,797.12	10,004.91	(207.79)	
	1,111.73		02/28/07		10,483.61	10,806.02	(322.41)	
	4,191.461		03/01/07		39,525.48	40,741.00	(1,215.52)	
	1,081.067		03/30/07		10,194.46	10,486.35	(291.89)	
	2,409.824		04/12/07		22,724.64	23,303.00	(578.36)	
	996.81		04/30/07		9,399.92	9,669.06	(269.14)	
	3,114.033		05/18/07		29,365.33	29,957.00	(591.67)	
	1,063.238		05/31/07		10,026.33	10,175.19	(148.86)	
	2,110.917		05/31/07		19,905.95	20,201.48	(295.53)	
125005600	10,067.139	LEGG MASON PARTNERS GOVT	05/31/07	10/13/08	94,127.75	96,342.52	(2,214.77)	
	599.813	SECURITIES FUND CLASS I	06/29/07		5,608.25	5,674.23	(65.98)	
		CONFIRM #003614448						
125005700	556.428	LEGG MASON PARTNERS GOVT	06/29/07	10/21/08	5,269.37	5,263.81		5.56
	1,068.518	SECURITIES FUND CLASS I	07/31/07		10,118.87	10,129.55	(10.68)	
	1,203.104	CONFIRM #003636889	08/31/07		11,393.40	11,441.04	(47.64)	
	3,997.821		09/07/07		37,859.36	38,379.08	(519.72)	
125005800	1,847.492	LEGG MASON PARTNERS GOVT	09/07/07	10/28/08	17,033.88	17,735.92	(702.04)	
	3,793.94	SECURITIES FUND CLASS I	09/19/07		34,980.12	36,421.83	(1,441.71)	
		CONFIRM #003654476						
125005900	1,228.448	LEGG MASON PARTNERS GOVT	09/19/07	11/13/08	11,400.00	11,793.10	(393.10)	
		SECURITIES FUND CLASS I						
		CONFIRM #003763092						
125006000	1,684.07	LEGG MASON PARTNERS GOVT	09/19/07	11/28/08	15,543.96	16,167.07	(623.11)	
	991.101	SECURITIES FUND CLASS I	09/28/07		9,147.88	9,455.10	(307.24)	
	59.499	CONFIRM #003864261	10/12/07		549.18	567.03	(17.85)	
125006100	1,530.444	LEGG MASON PARTNERS GOVT	10/12/07	12/09/08	14,126.00	14,585.13	(459.13)	
		SECURITIES FUND CLASS I						
		CONFIRM #003889384						
125006200	217.297	LEGG MASON PARTNERS GOVT	10/12/07	12/16/08	2,014.34	2,070.84	(56.50)	
	1,094.729	SECURITIES FUND CLASS I	10/31/07		10,148.14	10,498.45	(350.31)	
		CONFIRM #003910418						

2  
0  
0  
8  
  
Y  
E  
A  
R  
  
E  
N  
D  
  
S  
U  
M  
M  
A  
R  
Y

Ref: 00009216 00080458

CITI GLOBAL IMPACT

Account Number 692-17574-12 643

Details of Long Term Gain (Loss) 2008 - continued

Reference number	Quantity	Security Description	Opening Trade Date	Closing Trade Date	Sale Proceeds	Cost	(Loss)	Gain
	1,225.392		11/14/07		\$ 11,359.38	\$ 11,727.00	(\$ 367.62)	
	2,856.325		11/26/07		26,478.14	27,506.41	(1,028.27)	
125006300	4,459.355	LEGG MASON PARTNERS GOVT	11/26/07	12/19/08	41,382.81	42,943.59	(1,560.78)	
	1,116.867	SECURITIES FUND CLASS I	11/30/07		10,364.53	10,777.77	(413.24)	
	3,756.859	CONFIRM #003921491	12/07/07		34,863.65	35,878.00	(1,014.35)	
	10,638.574		12/17/07		98,725.97	101,492.00	(2,766.03)	
125006400	20,922.876	LEGG MASON PARTNERS DIVERSFD	03/17/06	01/31/08	135,161.78	141,647.87	(6,486.09)	
	1,500.373	STRATEGIC INCOME FUND CL I	03/31/06		9,692.41	10,067.50	(375.09)	
	819.311		04/07/06		5,292.75	5,473.00	(180.25)	
	382.609		04/21/06		2,471.65	2,552.00	(80.35)	
	1,338.427		04/28/06		8,646.24	8,927.31	(281.07)	
	148.571		05/05/06		959.77	988.00	(28.23)	
	1,451.024		05/31/06		9,373.62	9,605.78	(232.16)	
	1,152.861		05/26/06		7,447.48	7,655.00	(207.52)	
	139.818		06/16/06		903.22	920.00	(16.78)	
	1,569.749		06/30/06		10,140.58	10,328.95	(188.37)	
	1,348.544		07/31/06		8,711.59	8,967.82	(256.23)	
	17,161.75		08/04/06		110,864.91	114,812.11	(3,947.20)	
125006500	7,323.302	LEGG MASON PARTNERS DIVERSFD	08/04/06	03/14/08	45,038.31	48,992.89	(3,954.58)	
	2,753.973	STRATEGIC INCOME FUND CL I	08/11/06		16,936.93	18,369.00	(1,432.07)	
	609.091		08/17/06		3,745.91	4,087.00	(341.09)	
	578.274		08/25/06		3,556.39	3,888.00	(329.61)	
	1,435.685		08/31/06		8,829.46	9,662.16	(832.70)	
125006600	10.854	LEGG MASON PARTNERS DIVERSFD	08/31/06	03/20/08	67.19	73.05	(5.86)	
	7,168.467	STRATEGIC INCOME FUND CL I	09/01/06		44,372.81	48,243.78	(3,870.97)	
125006700	834.084	LEGG MASON PARTNERS DIVERSFD	09/01/06	04/22/08	5,188.00	5,613.39	(425.39)	
		STRATEGIC INCOME FUND CL I						
125006800	878.754	LEGG MASON PARTNERS DIVERSFD	09/01/06	05/07/08	5,501.00	5,914.01	(413.01)	
		STRATEGIC INCOME FUND CL I						
125006900	6,423.802	LEGG MASON PARTNERS DIVERSFD	09/01/06	06/20/08	38,864.00	43,232.19	(4,368.19)	
		STRATEGIC INCOME FUND CL I						
125007000	3,656.04	LEGG MASON PARTNERS DIVERSFD	09/01/06	07/07/08	21,790.00	24,605.15	(2,815.15)	
		STRATEGIC INCOME FUND CL I						
125007100	8,582.389	LEGG MASON PARTNERS DIVERSFD	09/01/06	07/14/08	51,065.21	57,759.48	(6,694.27)	
	28,056.148	STRATEGIC INCOME FUND CL I	09/15/06		166,934.08	189,379.00	(22,444.92)	
	1,656.044		09/29/06		9,853.46	11,194.86	(1,341.40)	
	45,608.124		09/28/06		271,368.34	308,767.00	(37,398.66)	
	1,888.5		10/31/06		11,236.58	12,879.57	(1,642.99)	
	2,152.43		10/27/06		12,806.96	14,615.00	(1,808.04)	

2  
0  
0  
8  
  
Y  
E  
A  
R  
  
E  
N  
D  
  
S  
U  
M  
M  
A  
R  
Y

Ref 0009218 00080469

CITI GLOBAL IMPACT

Account Number 692-17574-12 643

Details of Long Term Gain (Loss) 2008 - continued

Reference number	Quantity	Security Description	Opening Trade Date	Closing Trade Date	Sale Proceeds	Cost	(Loss)	Gain
	249.343		11/10/06		\$ 1,483.59	\$ 1,708.00	(\$ 224.41)	
	1,488.03		11/30/06		8,853.78	10,267.40	(1,413.62)	
125007200	369.756	LEGG MASON PARTNERS DIVERSFD	11/30/06	07/24/08	2,170.47	2,551.32	(380.85)	
	164.316	STRATEGIC INCOME FUND CL I	12/14/06		964.53	1,130.49	(165.96)	
125007300	4,903.952	LEGG MASON PARTNERS DIVERSFD	12/14/06	07/30/08	28,541.00	33,739.19	(5,198.19)	
		STRATEGIC INCOME FUND CL I						
125007400	3,370.528	LEGG MASON PARTNERS DIVERSFD	12/14/06	08/29/08	19,785.00	23,189.24	(3,404.24)	
		STRATEGIC INCOME FUND CL I						
125007500	106.553	LEGG MASON PARTNERS DIVERSFD	12/14/06	10/03/08	571.12	733.08	(161.96)	
	2,026.09	STRATEGIC INCOME FUND CL I	12/29/06		10,859.84	13,939.50	(3,079.66)	
	14,143.541	CONFIRM #003582309	12/27/06		75,809.38	97,449.00	(21,639.62)	
	58,213.246		01/11/07		312,023.00	399,925.00	(87,902.00)	
	5,829.403		01/19/07		31,245.60	40,048.00	(8,802.40)	
	2,066.863		01/31/07		11,078.39	14,158.01	(3,079.62)	
	2,081.22		02/28/07		11,155.34	14,381.23	(3,225.89)	
	8,111.304		03/01/07		43,476.59	55,968.00	(12,491.41)	
	2,302.578		03/30/07		12,341.82	15,841.74	(3,499.92)	
	1,490.657		04/12/07		7,989.92	10,225.91	(2,235.99)	
125007600	1,191.413	LEGG MASON PARTNERS DIVERSFD	04/12/07	10/28/08	5,742.61	8,173.09	(2,430.48)	
	2,060.29	STRATEGIC INCOME FUND CL I	04/30/07		9,930.60	14,216.00	(4,285.40)	
	2,820.524	CONFIRM #003654477	05/18/07		13,594.93	19,377.00	(5,782.07)	
	817.607		05/31/07		3,940.86	5,592.43	(1,651.57)	
125007700	1,574.561	LEGG MASON PARTNERS STRATEGIC	05/31/07	11/13/08	7,636.62	10,770.00	(3,133.38)	
	7,512.243	INCOME FUND CLASS I	05/31/07		36,434.38	51,383.74	(14,949.36)	
		CONFIRM #003763091						
125007800	7,125.216	LEGG MASON PARTNERS STRATEGIC	05/31/07	12/09/08	33,061.00	48,736.48	(15,675.48)	
		INCOME FUND CLASS I						
		CONFIRM #003889385						
125007900	5,469.412	LEGG MASON PARTNERS STRATEGIC	05/31/07	12/16/08	25,432.77	37,410.78	(11,978.01)	
	2,576.725	INCOME FUND CLASS I	06/29/07		11,981.77	17,238.29	(5,256.52)	
	2,564.992	CONFIRM #003910419	07/31/07		11,927.21	16,749.40	(4,822.19)	
	141.559		08/31/07		658.25	924.38	(266.13)	
125008000	2,655.776	LEGG MASON PARTNERS STRATEGIC	08/31/07	12/19/08	12,588.38	17,342.22	(4,753.84)	
	11,886.26	INCOME FUND CLASS I	09/07/07		55,392.87	76,545.00	(21,152.13)	
	9,533.636	CONFIRM #003921494	09/19/07		45,189.43	62,922.00	(17,732.57)	
	2,235.9		09/28/07		10,598.17	14,756.94	(4,158.77)	
	2,472.356		10/31/07		11,718.97	16,367.00	(4,648.03)	
	2,263.086		11/02/07		10,727.03	14,959.00	(4,231.97)	
	6,031.24		11/14/07		28,588.08	39,384.00	(10,795.92)	

2008 YEAR END SUMMARY

Ref: 00009216 00080460

CITI GLOBAL IMPACT

Account Number 692-17574-12 643

Details of Long Term Gain (Loss) 2008 - continued

Reference number	Quantity	Security Description	Opening Trade Date	Closing Trade Date	Sale Proceeds	Cost	(Loss)	Gain
	19,183.901		11/26/07		\$ 90,931.69	\$ 123,928.00	(\$ 32,996.31)	
	2,647.748		11/30/07		12,550.33	17,157.41	(4,607.08)	
	7,164.441		12/07/07		33,959.45	46,139.00	(12,179.55)	
	16,547.352		12/17/07		78,434.45	106,234.00	(27,799.55)	
<b>Total</b>					<b>\$ 7,222,343.07</b>	<b>\$ 8,180,461.34</b>	<b>(\$ 958,118.27)</b>	<b>\$ 6,264,224.80</b>

Details of Deposits and Withdrawals 2008

This section reflects any deposits or withdrawals made to your account during the year.

Deposits

Reference number	Date	Description	Amount
210000100	01/02/08	FROM 692-17579-01 TO 692-17574-01	\$ 90,360.78
210000300	01/04/08	FROM 692-17579-01 TO 692-17574-01	45.00
210000500	01/07/08	FROM 692-17579-01 TO 692-17574-01	60,000.00
210000700	01/10/08	FROM 692-17579-01 TO 692-17574-01	2,374.61
210000900	01/17/08	FROM 692-17579-01 TO 692-17574-01	25,000.00
210001100	01/22/08	FROM 692-17579-01 TO 692-17574-01	150,000.00
210001300	01/30/08	FROM 692-17606-01 TO 692-17574-01	67,337.73
210001500	02/08/08	FROM 692-17571-01 TO 692-17574-01	9,006.09
210001700	02/13/08	FROM 692-17572-01 TO 692-17574-01	264,964.24
210001900	02/20/08	FROM 692-17579-01 TO 692-17574-01	609,777.55
210002100	02/22/08	FROM 692-17579-01 TO 692-17574-01	42,347.53

Reference number	Date	Description	Amount
210000200	01/03/08	FROM 692-17579-01 TO 692-17574-01	\$ 326,786.71
210000400	01/07/08	FROM 692-17579-01 TO 692-17574-01	3.95
210000600	01/08/08	FROM 692-17579-01 TO 692-17574-01	3,404.88
210000800	01/14/08	FROM 692-17579-01 TO 692-17574-01	7,000.00
210001000	01/22/08	FROM 692-17572-01 TO 692-17574-01	6,745.58
210001200	01/22/08	FROM 692-17606-01 TO 692-17574-01	935,426.89
210001400	02/05/08	FROM 692-17579-01 TO 692-17574-01	60,000.00
210001600	02/08/08	FROM 692-17579-01 TO 692-17574-01	20,316.47
210001800	02/14/08	FROM 692-17579-01 TO 692-17574-01	26,493.70
210002000	02/21/08	FROM 692-17579-01 TO 692-17574-01	66,198.17
210002200	02/29/08	FROM 692-17579-01 TO 692-17574-01	157,569.10

2  
0  
0  
8  
  
Y  
E  
A  
R  
  
E  
N  
D  
  
S  
U  
M  
M  
A  
R  
Y

Ref: 00009221 00080637

CITI GLOBAL IMPACT FUNDING

Account Number 692-17581-13 643

Details of Earnings 2008

Dividends and Distributions, Section 1

Amounts displayed for dividends include dividend reinvestments, money fund earnings, accrued dividends received and dividends exempt from Federal income tax.  
 \*Total dividends\* includes both Qualified and non-qualified dividends received.  
 \*Total capital gain distributions\* is a total of long term capital gain distributions, Unrecaptured Sec. 1250 gain and Section 1202 gain.

Reference number	Description	Total dividends	Qualified dividends	Short term capital gains	Total capital gain distributions	Unrecaptured Sec. 1250 gain	Section 1202 gain	Alternative minimum tax
160000100	ALLERGAN INC	\$ 1,357.90	\$ 1,357.90					
160000200	*** AMERICA MOVIL S.A.B DE CV SER L SPONS ADR	1,929.63	1,929.63					
160000300	CME GROUP INC CLASS A	5,252.95	5,252.95					
160000400	EXPEDITORS INTL OF WASH INC	539.52	539.52					
160000500	WESTERN ASSET MONEY MARKET FUND CLASS A	3,664.39						
160000600	LOWES COMPANIES INC	1,075.20	1,075.20					
160000700	MOODYS CORPORATION	2,271.50	2,271.50					
160000800	*** SCHLUMBERGER LTD	4,258.38	4,258.38					
160000900	STRYKER CORP	1,250.04	1,250.04					
160001000	VISA INC COM CL A	744.24	744.24					
160001100	WALGREEN CO NEW	682.58	682.58					
<b>Totals</b>		<b>\$ 23,026.33</b>	<b>\$ 19,361.94</b>					

Details of Short Term Gain (Loss) 2008

This section shows your sales of securities during the year. The "Sale Proceeds" column excludes any accrued income you may have received. In addition, although cash in lieu less than \$20 is not included on Form 1099-B (if applicable), it is included in this section. Please note, this material is being prepared for informational purposes only and should not be used for tax preparation without the assistance of your tax advisor.

Reference number	Quantity	Security Description	Opening Trade Date	Closing Trade Date	Sale Proceeds	Cost	(Loss)	Gain
125000600	1,882	AMAZON COM INC	01/03/08	03/26/08	\$ 138,245.86	\$ 182,492.46	(\$ 44,246.60)	
125000700	883	AMAZON COM INC	01/03/08	03/28/08	62,453.14	85,622.12	(23,168.98)	
	833	FULL PRICE IS 70.72913800	01/23/08		58,916.72	58,649.03		267.69
125000800	690	AMAZON COM INC	01/23/08	11/14/08	29,189.52	48,580.83	(19,391.31)	

2  
0  
0  
8  
  
Y  
E  
A  
R  
  
E  
N  
D  
  
S  
U  
M  
M  
A  
R  
Y

Ref: 00009221 00080638

CITI GLOBAL IMPACT FUNDING  
Account Number 692-17581-13 643

Details of Short-Term Gain (Loss) 2008 - continued

Reference number	Quantity	Security Description	Opening Trade Date	Closing Trade Date	Sale Proceeds	Cost	(Loss)	Gain
125002400	486	CERNER CORP	03/27/07	03/26/08	\$ 19,153.04	\$ 27,143.25	(\$ 7,990.21)	
125002500	744	CERNER CORP FULL PRICE IS 38.91722900	03/28/07	03/28/08	28,954.10	41,507.24	(12,553.14)	
125002700	20	CERNER CORP	11/29/07	10/28/08	705.99	1,187.99	(482.00)	
	219		01/03/08		7,730.55	12,459.96	(4,729.41)	
	261		03/12/08		9,213.11	10,899.52	(1,686.41)	
125002800	6,809	EMC CORP-MASS	07/13/07	03/26/08	99,076.67	129,744.13	(30,667.46)	
125002900	6,575	EMC CORP-MASS	07/13/07	03/28/08	94,481.71	125,285.31	(30,803.60)	
125003700	108	EXPEDITORS INTL OF WASH INC	11/29/07	11/21/08	2,938.85	4,800.36	(1,861.51)	
	371		01/03/08		10,095.48	16,205.28	(6,109.80)	
	294		03/12/08		8,000.19	12,068.35	(4,068.16)	
125003800	888	FMC TECHNOLOGIES INC	07/30/07	03/26/08	51,437.01	40,766.13		10,670.88
125003900	872	FMC TECHNOLOGIES INC	07/30/07	03/28/08	49,407.06	40,031.60		9,375.46
	17		07/31/07		963.21	790.98		172.23
125004400	250	GENENTECH INC	11/29/07	08/22/08	23,222.49	19,099.75		4,122.74
	332		01/03/08		30,839.47	22,324.11		8,515.36
	317		03/12/08		29,446.14	25,115.56		4,330.58
125006600	.2051	JOHN BEAN TECHNOLOGIES CORP	07/31/07	07/31/08	2.65	2.05		.60
	.0099	CASH IN LIEU OF 67200	08/15/07		.13	.09		.04
	0088		11/29/07		.11	.11		
	.0492		01/03/08		.63	.64	(.01)	
	.233		01/23/08		3.01	2.32		.69
	.166		07/14/08		2.15	2.65	(.50)	
125006700	10 3581	JOHN BEAN TECHNOLOGIES CORP	08/15/07	08/07/08	127.48	97.79		29.69
	9.2792		11/29/07		114.20	112.16		2.04
	51 5748		01/03/08		634.73	674.85	(40.12)	
	244.4949		01/23/08		3,008.98	2,436.40		572.58
	174.1461		07/14/08		2,143.20	2,783.00	(639.80)	
125006800	1,140	LAS VEGAS SANDS CORP	11/13/07	03/26/08	91,256.33	132,199.98	(40,943.65)	
125006900	769	LAS VEGAS SANDS CORP	11/13/07	03/28/08	56,783.41	89,177.01	(32,393.60)	
	199		11/29/07		14,694.28	22,714.12	(8,019.84)	
125007000	505	LOWES COMPANIES INC	11/29/07	03/18/08	10,761.18	11,957.95	(1,196.77)	
	336		01/03/08		7,159.91	7,442.97	(283.06)	
125007100	675	MINDRAY MED INTL LTD-CNY SPONS ADR REPSTG CL A	10/15/08	11/14/08	12,392.26	18,082.64	(5,690.38)	
125007500	2,060	NATIONAL OILWELL VARCO INC	06/13/07	03/26/08	119,405.55	104,774.38		14,631.17
	113		06/14/07		6,549.92	5,919.73		630.19

2  
0  
0  
8  
  
Y  
E  
A  
R  
  
E  
N  
D  
  
S  
U  
M  
M  
A  
R  
Y



Ref 00009221 00080639

CITI GLOBAL IMPACT FUNDING  
Account Number 692-17581-13 643

Details of Short-Term Gain (Loss) 2008 - continued

Reference number	Quantity	Security Description	Opening Trade Date	Closing Trade Date	Sale Proceeds	Cost	(Loss)	Gain
125007600	2,376	NATIONAL OILWELL VARCO INC	06/14/07	03/28/08	\$ 135,550.25	\$ 124,471.52		\$ 11,078.73
125009000	217	TEVA PHARMACEUTICAL INDS	11/29/07	02/04/08	9,908.46	9,572.87		335.59
	26	LTD ADR	01/03/08		1,187.20	1,219.36	(32.16)	
125009400	1,371	VISA INC COM CL A	03/20/08	03/26/08	86,228.37	83,919.46		2,308.91
125009500	1,370	VISA INC COM CL A	03/20/08	03/28/08	85,770.64	83,858.25		1,912.39
125009900	350	WALGREEN CO NEW	11/29/07	04/16/08	12,523.77	13,129.62	(605.85)	
	358		03/12/08		12,810.03	13,127.11	(317.08)	
125010100	364	YAHOO INC	11/29/07	01/18/08	7,491.15	9,561.55	(2,070.40)	
<b>Total</b>					<b>\$ 1,430,980.29</b>	<b>\$ 1,642,014.54</b>	<b>(\$ 279,891.81)</b>	<b>\$ 68,957.58</b>

Details of Long-Term Gain (Loss) 2008

This section shows your sales of securities during the year. The "Sale Proceeds" column excludes any accrued income you may have received. In addition, although cash in lieu less than \$20 is not included on Form 1099-B (if applicable), it is included in this section. Please note, this material is being prepared for informational purposes only and should not be used for tax preparation without the assistance of your tax advisor.

Reference number	Quantity	Security Description	Opening Trade Date	Closing Trade Date	Sale Proceeds	Cost	(Loss)	Gain
125000100	25.7294	ABRAXIS BIOSCIENCE INC NEW	10/24/05	03/26/08	\$ 1,547.81	\$ 1,821.51	(\$ 273.70)	
	148.2706		12/20/05		8,919.58	9,265.01	(345.43)	
125000200	142.9968	ABRAXIS BIOSCIENCE INC NEW	12/20/05	03/28/08	8,609.75	8,935.47	(325.72)	
	53.4573	FULL PRICE IS 60 21003800	12/28/05		3,218.63	3,464.06	(245.43)	
	60.2019		01/04/06		3,624.72	3,944.95	(320.23)	
	8.344		01/06/06		502.38	552.20	(49.82)	
125000300	1,682	ALLERGAN INC	10/24/05	03/26/08	95,142.97	73,385.41		21,757.56
	30		10/25/05		1,696.96	1,308.03		388.93
	268		12/20/05		15,159.52	14,321.41		838.11
	221		12/28/05		12,500.95	11,978.75		522.20
125000400	347	ALLERGAN INC	12/28/05	03/28/08	19,706.33	18,808.27		898.06
	382		01/06/06		21,694.00	20,888.16		805.84
	912		05/15/06		51,793.00	43,437.51		8,355.49
	362		08/25/06		20,558.18	20,529.74		28.44
125000500	414	ALLERGAN INC	08/25/06	11/14/08	15,048.86	23,478.77	(8,429.91)	
	342		08/28/06		12,431.66	19,431.19	(6,999.53)	

2  
0  
0  
8  
  
Y  
E  
A  
R  
  
E  
N  
D  
  
S  
U  
M  
M  
A  
R  
Y

Ref: 00009221 00080640

CITI GLOBAL IMPACT FUNDING  
Account Number 692-17581-13 643

Details of Long Term Gain (Loss) 2008 - continued

Reference number	Quantity	Security Description	Opening Trade Date	Closing Trade Date	Sale Proceeds	Cost	(Loss)	Gain
125000900	1,711	AMERICA MOVIL S.A.B DE CV	05/11/06	03/26/08	\$ 104,387.30	\$ 67,327.50		\$ 37,059.80
	411	SER L SPONS ADR	05/12/06		25,074.91	15,602.26		9,472.65
125001000	484	AMERICA MOVIL S.A.B DE CV	05/12/06	03/28/08	30,012.51	18,373.46		11,639.05
	1,069	SER L SPONS ADR	05/15/06		66,287.96	39,794.59		26,493.37
	40		08/28/06		2,480.37	1,512.40		967.97
	161		08/28/06		9,983.50	6,087.43		3,896.07
	161		08/28/06		9,983.50	6,087.43		3,896.07
	141		08/28/06		8,743.31	5,331.22		3,412.09
	121		08/28/06		7,503.13	4,575.02		2,928.11
	1		08/28/06		62.01	37.81		24.20
125001100	160	AMERICA MOVIL S.A.B DE CV	08/28/06	04/11/08	10,111.65	6,049.62		4,062.03
	161	SER L SPONS ADR	08/28/06		10,174.85	6,087.43		4,087.42
	182		08/28/06		11,502.01	6,881.44		4,620.57
	74		08/28/06		4,676.64	2,797.95		1,878.69
125001200	128	AMERICA MOVIL S.A.B DE CV	08/28/06	07/11/08	6,382.86	4,839.69		1,543.17
	263	SER L SPONS ADR	08/28/06		13,114.79	9,944.06		3,170.73
	222		08/28/06		11,070.28	8,393.84		2,676.44
	375		11/03/06		18,699.79	15,718.88		2,980.91
	313		12/05/06		15,608.09	14,344.88		1,263.21
	26		12/20/06		1,296.52	1,131.02		165.50
125001300	242	AMERICA MOVIL S.A.B DE CV SER L SPONS ADR	12/20/06	11/14/08	7,504.52	10,527.19	(3,022.67)	
125001400	160	APPLE INC	05/15/06	03/26/08	23,220.86	10,866.08		12,354.78
	745		08/25/06		108,122.15	50,958.82		57,163.33
125001500	519	APPLE INC	08/25/06	03/28/08	74,755.98	35,500.17		39,255.81
	221		11/03/06		31,832.51	17,383.62		14,448.89
	63		12/05/06		9,074.43	5,764.64		3,309.79
125001600	94	APPLE INC	12/05/06	11/14/08	8,650.31	8,601.22		49.09
	301		12/20/06		27,699.39	25,702.27		1,997.12
125001700	3,281	BROADCOM CORP CL A	11/21/06	03/26/08	62,735.63	119,337.19	(56,601.56)	
	857		12/05/06		16,386.60	29,101.66	(12,715.06)	
125001800	3,942	BROADCOM CORP CL A	12/05/06	03/28/08	76,438.47	133,860.86	(57,422.39)	
125001900	1,219	BROADCOM CORP CL A	12/05/06	07/29/08	29,376.03	41,394.32	(12,018.29)	
	1,267		12/20/06		30,532.75	42,328.83	(11,796.08)	
125002000	542	BROADCOM CORP CL A	12/20/06	11/14/08	8,533.31	18,107.51	(9,574.20)	
125002100	198	CME GROUP INC CLASS A	10/24/05	03/26/08	97,198.77	69,656.40		27,542.37

2008 YEAR END SUMMARY

Ref: 00009221 00080641

CITI GLOBAL IMPACT FUNDING

Account Number 692-17581-13 643

Details of Long Term Gains (Losses) 2008 *continued*

Reference number	Quantity	Security Description	Opening Trade Date	Closing Trade Date	Sale Proceeds	Cost	(Loss)	Gain
125002200	10	CME GROUP INC	10/24/05	03/28/08	\$ 4,878.39	\$ 3,518.00		\$ 1,360.39
	32	CLASS A	12/20/05		15,610.84	11,635.84		3,975.00
	82		12/28/05		40,002.77	30,586.62		9,416.15
	20		01/04/06		9,756.77	7,156.84		2,597.93
	18		01/06/06		8,781.10	6,660.18		2,120.92
	26		05/15/06		12,683.79	11,957.14		726.65
125002300	61	CME GROUP INC CLASS A	05/15/06	11/14/08	13,182.43	28,053.30	(14,870.87)	
125002500	39	CERNER CORP FULL PRICE IS 38.91722900	03/27/07	03/28/08	1,517.75	2,178.16	(660.41)	
125002600	959	CERNER CORP	03/28/07	10/27/08	33,147.07	53,501.94	(20,354.87)	
125002700	447	CERNER CORP	03/28/07	10/28/08	15,778.78	24,937.82	(9,159.04)	
	170		03/30/07		6,000.88	9,278.65	(3,277.77)	
125003000	1,864	EMC CORP-MASS	07/13/07	11/14/08	18,802.08	35,518.15	(16,716.09)	
125003100	2,456	EMC CORP-MASS	07/13/07	12/05/08	25,083.72	46,798.59	(21,714.87)	
	2,239		10/22/07		22,867.45	50,316.60	(27,449.15)	
125003200	1,200	EXPEDITORS INTL OF WASH INC	03/01/07	03/26/08	53,153.41	54,396.24	(1,242.83)	
125003300	638	EXPEDITORS INTL OF WASH INC	03/01/07	03/28/08	28,404.40	28,830.01	(425.61)	
	616		03/02/07		27,511.18	28,117.75	(606.57)	
125003400	850	EXPEDITORS INTL OF WASH INC	03/02/07	11/14/08	27,066.05	38,798.84	(11,732.79)	
125003500	477	EXPEDITORS INTL OF WASH INC TRADE AS OF 11/19/08	03/02/07	11/19/08	13,880.19	21,773.00	(7,892.81)	
125003600	521	EXPEDITORS INTL OF WASH INC	03/02/07	11/20/08	14,409.16	23,781.41	(9,372.25)	
	370		03/09/07		10,233.00	16,549.14	(6,316.14)	
125003700	381	EXPEDITORS INTL OF WASH INC	03/09/07	11/21/08	10,367.60	17,041.14	(6,673.54)	
125004000	416	FMC TECHNOLOGIES INC	07/31/07	11/14/08	11,795.24	18,455.67	(6,660.43)	
125004100	578	GENENTECH INC	10/24/05	03/26/08	47,123.76	50,222.48	(3,098.72)	
	30		10/25/05		2,445.87	2,646.06	(200.19)	
	236		12/20/05		19,240.84	21,269.17	(2,028.33)	
	609		12/28/05		49,651.16	57,051.12	(7,399.96)	
125004200	117	GENENTECH INC	12/28/05	03/28/08	9,402.02	10,960.56	(1,558.54)	
	131		01/04/06		10,527.04	12,288.23	(1,761.19)	
	145		03/24/06		11,652.07	12,334.72	(682.65)	
	1,080		05/15/06		86,787.84	86,513.62		274.22
125004300	116	GENENTECH INC	05/15/06	04/11/08	8,914.29	9,292.20	(377.91)	
	143		11/03/06		10,989.17	11,597.77	(608.60)	

2  
0  
0  
8  
  
Y  
E  
A  
R  
  
E  
N  
D  
  
S  
U  
M  
M  
A  
R  
Y

Ref. 00009221 00080642

CITI GLOBAL IMPACT FUNDING  
Account Number 692-17581-13 643

Details of Long-Term Gain (Loss) 2008 - continued

Reference number	Quantity	Security Description	Opening Trade Date	Closing Trade Date	Sale Proceeds	Cost	(Loss)	Gain
	128		12/05/06		\$ 9,836.46	\$ 10,710.73	(\$ 874.27)	
	628		12/20/06		48,260.16	50,534.22	(2,274.06)	
125004400	717	GENENTECH INC	12/20/06	09/22/08	66,602.11	57,695.91		8,906.20
	276		12/22/06		25,637.63	22,197.69		3,439.94
	359		12/27/06		33,347.50	28,699.68		4,647.82
	290		01/08/07		26,938.09	24,269.72		2,668.37
125004500	1,753	GENZYME CORP	10/24/05	03/26/08	127,905.01	124,465.99		3,439.02
125004600	20	GENZYME CORP	10/24/05	03/28/08	1,461.61	1,420.03		41.58
	25	FULL PRICE IS 73 08120500	10/25/05		1,827.01	1,792.11		34.90
	223		12/20/05		16,296.93	15,641.40		655.53
	464		12/28/05		33,909.30	33,700.97		208.33
	20		01/04/06		1,461.61	1,455.85		5.76
	908		01/08/06		66,357.00	67,711.74	(1,354.74)	
125004700	111	GENZYME CORP	01/08/06	11/06/08	7,831.21	8,277.54	(446.33)	
	72		01/12/06		5,079.70	5,196.29	(116.59)	
	142		03/24/06		10,018.30	9,619.28		399.02
125004800	8	GENZYME CORP	03/24/06	11/14/08	564.21	541.93		22.28
	437		05/15/06		30,819.95	24,467.58		6,352.37
125004900	319	GENZYME CORP	05/15/06	12/05/08	20,138.00	17,860.78		2,277.22
125005000	181	GOOGLE INC	10/24/05	03/26/08	82,753.41	62,928.27		19,825.14
	5	CLASS A	10/25/05		2,286.01	1,723.32		562.69
	95		12/20/05		43,434.11	40,623.92		2,810.19
	158		12/28/05		72,237.79	67,087.27		5,170.52
	12		01/04/06		5,486.41	5,319.93		166.48
125005100	50	GOOGLE INC	01/04/06	03/28/08	22,387.26	22,166.39		220.87
	23	CLASS A	01/06/06		10,298.14	10,499.58	(201.44)	
	34	FULL PRICE IS 447.75007400	03/24/06		15,223.33	12,470.52		2,752.81
	285		05/15/06		127,607.36	106,429.63		21,177.73
125005200	72	GOOGLE INC	05/15/06	11/06/08	23,808.82	26,887.49	(3,078.67)	
	18	CLASS A	11/03/06		5,952.21	8,445.89	(2,493.68)	
125005300	20	GOOGLE INC	11/03/06	11/13/08	5,682.56	9,384.32	(3,701.76)	
		CLASS A						
125005400	87	GOOGLE INC	11/03/06	11/14/08	26,645.77	40,821.80	(14,176.03)	
	11	CLASS A	12/20/06		3,369.00	5,108.96	(1,739.96)	
125005500	234	INTERCONTINENTALEXCHANGE INC	05/04/06	03/26/08	31,314.17	16,271.10		15,043.07
	373		05/15/06		49,915.32	28,638.87		21,276.45
	185		07/19/06		24,756.92	10,710.63		14,046.29

2  
0  
0  
8  
  
Y  
E  
A  
R  
  
E  
N  
D  
  
S  
U  
M  
M  
A  
R  
Y

Ref: 00009221 00080643

CITI GLOBAL IMPACT FUNDING  
Account Number 692-17581-13 643

2  
0  
0  
8  
  
Y  
E  
A  
R  
  
E  
N  
D  
  
S  
U  
M  
M  
A  
R  
Y

Details of Long Term Gain (Loss) 2008 - continued								
Reference number	Quantity	Security Description	Opening Trade Date	Closing Trade Date	Sale Proceeds	Cost	(Loss)	Gain
125006600	662	INTERCONTINENTALEXCHANGE INC	07/19/06	03/28/08	\$ 86,848.21	\$ 38,326.69		\$ 48,521.52
125006700	246	INTERCONTINENTALEXCHANGE INC	07/19/06	11/14/08	17,987.39	14,242.24		3,745.15
	141		11/03/06		10,309.85	11,590.79	(1,280.94)	
	84		12/05/06		6,142.04	8,895.50	(2,753.46)	
	18		12/20/06		1,316.14	1,975.27	(659.13)	
125005800	21	INTUITIVE SURGICAL INC	12/28/05	03/26/08	6,770.24	2,491.55		4,278.69
	37		01/04/06		11,928.51	4,347.58		7,580.93
	13		01/06/06		4,191.10	1,545.95		2,645.15
	7		03/24/06		2,256.75	780.70		1,476.05
	209		05/15/06		67,379.96	24,744.64		42,635.32
	53		08/07/06		17,086.77	5,107.24		11,979.53
125005900	340	INTUITIVE SURGICAL INC FULL PRICE IS 327.32282400	08/07/06	03/28/08	111,288.53	32,763.42		78,525.11
125006000	14	INTUITIVE SURGICAL INC	08/07/06	11/13/08	2,178.96	1,349.08		829.88
125006100	74	INTUITIVE SURGICAL INC	08/07/06	11/14/08	11,851.90	7,130.86		4,521.04
	66		12/05/06		10,392.24	6,723.36		3,668.88
125006200	80	IRON MTN INC (DEL)	10/24/05	03/12/08	2,191.27	1,993.88		197.39
125006300	945	IRON MTN INC (DEL)	10/24/05	03/26/08	23,537.04	23,552.74	(15.70)	
125006400	540	IRON MTN INC (DEL)	10/24/05	03/28/08	13,589.81	13,458.71		131.10
	219		12/20/05		5,511.42	6,276.54	(765.12)	
	302		12/28/05		7,500.23	8,539.36	(939.13)	
125006500	19	IRON MTN INC (DEL)	12/28/05	11/14/08	405.87	537.24	(131.37)	
	103.5		01/04/06		2,210.92	2,915.86	(704.94)	
	22.5		01/06/06		480.64	637.34	(156.70)	
125006700	215.1469	JOHN BEAN TECHNOLOGIES CORP	07/31/07	08/07/08	2,547.80	2,155.02		492.78
125007000	3,325	LOWES COMPANIES INC	10/24/05	03/18/08	70,853.31	102,889.30	(32,035.99)	
	90		10/25/05		1,917.83	2,771.71	(853.88)	
	200		12/20/05		4,261.85	6,860.00	(2,598.15)	
	916		12/28/05		19,519.29	30,768.44	(11,249.15)	
	352		01/04/06		7,500.86	11,608.45	(4,107.59)	
	114		01/06/06		2,429.26	3,695.88	(1,266.62)	
	600		03/24/06		12,785.56	19,877.61	(7,092.05)	
	2,148		05/15/06		45,772.30	68,184.61	(22,412.31)	
	199		11/03/06		4,240.54	5,795.66	(1,555.12)	
	430		12/05/06		9,162.98	13,411.18	(4,248.20)	
	2,762		12/20/06		58,856.19	84,153.72	(25,297.53)	
	278		12/22/06		5,923.98	8,423.09	(2,499.11)	

Ref: 00009221 00080644

CITI GLOBAL IMPACT FUNDING

Account Number 692-17581-13 643

Details of Long Term Gain (Loss) 2008 - Continued

Reference number	Quantity	Security Description	Opening Trade Date	Closing Trade Date	Sale Proceeds	Cost	(Loss)	Gain
	673		12/27/06		\$ 14,341.14	\$ 20,963.95	(\$ 6,622.81)	
	512		01/08/07		10,910.34	16,157.03	(5,246.69)	
125007200	2,095	MOODYS CORPORATION	10/24/05	03/28/08	75,807.36	107,662.05	(31,854.69)	
125007300	60	MOODYS CORPORATION	10/24/05	03/28/08	2,130.13	3,083.40	(953.27)	
	30		10/25/05		1,065.07	1,553.82	(488.75)	
	81		12/20/05		2,875.68	4,990.41	(2,114.73)	
	306		12/28/05		10,863.68	18,834.30	(7,970.62)	
	172		01/04/06		6,106.38	10,837.14	(4,730.76)	
	24		01/06/06		852.05	1,519.20	(667.15)	
	144		03/24/06		5,112.32	10,147.38	(5,035.04)	
	865		05/15/06		30,709.41	49,970.96	(19,261.55)	
	138		11/03/06		4,899.30	9,111.56	(4,212.26)	
	87		12/05/06		3,088.69	6,093.59	(3,004.90)	
125007400	181	MOODYS CORPORATION	12/05/06	11/14/08	3,803.36	12,677.48	(8,874.12)	
	248		12/20/06		5,211.24	17,387.03	(12,175.79)	
125007700	699	NATIONAL OILWELL VARCO INC	06/14/07	11/14/08	18,394.70	36,618.51	(18,223.81)	
	95		07/13/07		2,500.00	5,307.46	(2,807.46)	
125007800	1,275	SALESFORCE COM INC	02/12/07	03/26/08	75,167.95	60,418.55		14,749.40
	157		02/14/07		9,255.97	7,807.89		1,448.08
125007900	1,389	SALESFORCE COM INC	02/14/07	03/28/08	79,366.72	69,077.47		10,289.25
125008000	512	SALESFORCE.COM INC	02/14/07	11/14/08	13,603.96	25,462.68	(11,858.72)	
125008100	1,479	SCHLUMBERGER LTD	05/03/06	03/26/08	126,170.18	106,775.82		19,394.36
125008200	107	SCHLUMBERGER LTD	05/03/06	03/28/08	9,197.63	7,724.82		1,472.81
	623		05/15/06		53,652.55	41,739.82		11,812.73
	892		11/20/06		76,675.56	56,414.72		20,260.84
125008300	431	SCHLUMBERGER LTD	11/20/06	11/14/08	21,244.47	27,258.68	(6,014.21)	
125008400	5,891	STARBUCKS CORP	10/24/05	03/26/08	104,298.42	163,132.40	(58,833.98)	
125008500	2,250	STARBUCKS CORP	10/24/05	03/28/08	38,926.82	62,306.55	(23,379.73)	
	371		12/20/05		6,418.60	11,268.61	(4,850.01)	
	1,274		12/28/05		22,041.23	39,223.53	(17,182.30)	
	534		01/04/06		9,238.63	16,826.34	(7,587.71)	
	283		01/06/06		4,896.13	8,939.23	(4,043.10)	
	286		03/24/06		4,948.03	10,475.35	(5,527.32)	
125008600	311	STARBUCKS CORP	03/24/06	11/14/08	2,775.41	11,391.03	(8,615.62)	
	746		05/15/06		6,657.41	26,387.74	(19,730.33)	
125008700	938	STRYKER CORP	10/24/05	03/26/08	60,012.38	38,533.04		21,479.34

2  
0  
8  
  
Y  
E  
A  
R  
  
E  
N  
D  
  
S  
U  
M  
M  
A  
R  
Y

Ref: 00009221 00080645

CITI GLOBAL IMPACT FUNDING  
Account Number 692-17581-13 643

Details of Long-Term Gain (Loss) 2008 (continued)

Reference number	Quantity	Security Description	Opening Trade Date	Closing Trade Date	Sale Proceeds	Cost	(Loss)	Gain
125008800	219	STRYKER CORP	10/24/05	03/28/08	\$ 14,314.67	\$ 8,996.52		\$ 5,318.15
	15		10/25/05		980.46	619.98		360.48
	40		12/20/05		2,614.55	1,843.53		771.02
	155		12/28/05		10,131.39	6,999.75		3,131.64
	81		01/04/06		5,294.47	3,634.96		1,659.51
	223		03/24/06		14,576.11	10,578.56		3,997.55
125008900	77	STRYKER CORP	03/24/06	11/14/08	3,563.90	3,652.69	(88.79)	
	197		05/15/06		9,118.03	8,493.20		624.83
125009000	145	TEVA PHARMACEUTICAL INDS	03/24/06	02/04/08	6,620.86	6,098.25		522.61
	1,580	LTD ADR	05/15/06		72,144.53	60,082.50		12,062.03
	128		11/03/06		5,844.62	4,123.25		1,721.37
	150		12/05/06		6,849.16	4,882.62		1,966.54
	1,907		12/20/06		87,075.71	60,307.92		26,767.79
	304		12/22/06		13,880.97	9,520.06		4,360.91
	872		12/27/06		39,816.48	27,625.40		12,191.08
125009100	899	VARIAN MEDICAL SYSTEMS INC	02/17/06	03/26/08	42,260.36	53,783.30	(11,522.94)	
	51		02/21/08		2,397.42	3,035.93	(638.51)	
	383		02/21/06		18,004.13	22,799.26	(4,795.13)	
125009200	18	VARIAN MEDICAL SYSTEMS INC	02/21/06	03/28/08	861.44	1,071.51	(210.07)	
	514		05/15/06		24,598.84	25,675.33	(1,076.49)	
	583		08/21/06		27,901.02	30,380.65	(2,479.63)	
	224		08/22/06		10,720.12	11,673.89	(953.77)	
125009300	189	VARIAN MEDICAL SYSTEMS INC	08/22/06	11/14/08	7,901.66	9,849.85	(1,948.19)	
125009600	33	WALGREEN CO NEW	10/24/05	01/03/08	1,163.69	1,500.84	(337.15)	
125009700	1,731	WALGREEN CO NEW	10/24/05	03/26/08	66,061.33	78,725.88	(12,664.55)	
125009800	558	WALGREEN CO NEW	10/24/05	03/28/08	20,993.07	25,377.84	(4,384.77)	
	25		10/25/05		940.55	1,125.55	(185.00)	
	193		12/20/05		7,261.04	8,789.12	(1,528.08)	
	377		12/28/05		14,183.49	16,757.65	(2,574.16)	
	228		01/04/06		8,577.81	10,133.73	(1,555.92)	
	205		01/06/06		7,712.51	8,927.34	(1,214.83)	
	99		05/15/06		3,724.57	3,962.06	(237.49)	
125009900	909	WALGREEN CO NEW	05/15/06	04/16/08	32,526.02	36,378.91	(3,852.89)	
	97		11/03/06		3,470.87	4,120.90	(650.03)	
	290		12/05/06		10,376.84	12,511.47	(2,134.63)	
	1,066		12/20/06		38,143.82	48,913.62	(10,769.80)	
	246		12/22/06		8,802.42	11,585.89	(2,783.47)	

2  
0  
0  
8  
  
Y  
E  
A  
R  
  
E  
N  
D  
  
S  
U  
M  
M  
A  
R  
Y

Ref: 00009221 00080646

CITI GLOBAL IMPACT FUNDING

Account Number 692-17581-13 643

Details of Long Term Gain (Loss) 2008 - continued

Reference number	Quantity	Security Description	Opening Trade Date	Closing Trade Date	Sale Proceeds	Cost	(Loss)	Gain
	605		12/27/06		\$ 18,070.01	\$ 23,210.61	(\$ 5,140.60)	
	306		01/08/07		10,949.35	13,874.59	(2,925.24)	
125010000	209	YAHOO INC	12/20/05	01/03/08	4,978.07	8,509.81	(3,531.74)	
125010100	747	YAHOO INC	12/20/05	01/18/08	15,373.32	30,415.45	(15,042.13)	
	780		12/28/05		16,052.47	31,223.87	(15,171.40)	
	17		12/28/05		349.88	680.52	(330.66)	
	122		12/28/05		2,510.77	4,883.73	(2,372.96)	
	87		01/04/06		1,790.47	3,590.76	(1,800.29)	
	139		01/06/06		2,860.63	6,004.47	(3,143.84)	
	275		03/24/06		5,659.52	8,731.66	(3,072.14)	
	1,654		05/15/06		34,039.46	51,070.72	(17,031.26)	
	457		12/05/06		9,405.10	12,523.86	(3,118.76)	
	1,897		12/20/06		39,040.42	49,201.54	(10,161.12)	
	694		12/27/06		14,282.58	17,752.31	(3,469.73)	
	545		01/08/07		11,216.15	15,150.62	(3,934.47)	
<b>Total</b>					<b>\$ 5,470,705.01</b>	<b>\$ 6,587,300.40</b>	<b>(\$ 978,761.93)</b>	<b>\$ 880,166.54</b>

Details of Deposits and Withdrawals 2008

This section reflects any deposits or withdrawals made to your account during the year.

Deposits

Reference number	Date	Description	Amount
210000100	01/02/08	FROM 692-17602-01 TO 692-17581-01	\$ 500,000.00
<b>Total</b>			<b>\$ 1,000,000.00</b>

Reference number	Date	Description	Amount
210000200	03/11/08	FROM 692-17602-01 TO 692-17581-01	\$ 500,000.00

Withdrawals

Reference number	Date	Description	Referral number	Amount
220000100	12/29/08	WESTERN ASSET MONEY MARKET FUND CLASS A FROM 692-17581-01 TO 692-72493-01		\$ 520.95

Reference number	Date	Description	Referral number	Amount
220000200	01/18/08	CONSULTING & ADVISORY SERVICES FROM 10/01/07 TO 12/31/07		\$ 15,483.80

2  
0  
0  
8  
  
Y  
E  
A  
R  
  
E  
N  
D  
  
S  
U  
M  
M  
A  
R  
Y



Ref: 00009222 00080653

CITI GLOBAL IMPACT FUNDING

Account Number 692-17582-12 643

Details of Short Term Gain (Loss) 2008

This section shows your sales of securities during the year. The "Sale Proceeds" column excludes any accrued income you may have received. In addition, although cash in lieu less than \$20 is not included on Form 1099-B (if applicable), it is included in this section. Please note, this material is being prepared for informational purposes only and should not be used for tax preparation without the assistance of your tax advisor.

2  
0  
0  
8  
  
Y  
E  
A  
R  
  
E  
N  
D  
  
S  
U  
M  
M  
A  
R  
Y

Reference number	Quantity	Security Description	Opening Trade Date	Closing Trade Date	Sale Proceeds	Cost	(Loss)	Gain
125000600	230	SEAGATE TECHNOLOGY -USD	11/29/07	11/12/08	\$ 1,123.32	\$ 6,217.41	(\$ 5,094.09)	
125000700	670 1,000	SEAGATE TECHNOLOGY -USD	11/29/07 12/28/07	11/13/08	3,122.58 4,660.57	18,111.57 25,843.50	(14,988.99) (21,182.93)	
125001000	1,400	ALCOA INC	09/14/07	03/26/08	50,539.44	49,425.46		1,113.98
125001100	1,100 400	ALCOA INC	09/20/07 09/25/07	03/28/08	39,600.99 14,400.36	41,118.99 14,732.00	(1,518.00) (331.64)	
125001600	900 190 410	AMEREN CORP	08/27/07 09/17/07 09/18/07	03/28/08	39,129.68 8,260.71 17,825.74	45,100.80 9,869.42 21,615.36	(5,971.12) (1,608.71) (3,789.62)	
125002600	105	ANHEUSER-BUSCH COMPANIES INC	11/29/07	07/03/08	6,458.15	5,388.95		1,069.20
125002700	795	ANHEUSER-BUSCH COMPANIES INC	11/29/07	07/14/08	53,333.94	40,802.02		12,531.92
125002800	1,755 320 375	ANNALY CAPITAL MANAGEMENT INC	06/27/08 06/30/08 07/08/08	12/17/08	27,514.91 5,016.96 5,879.26	27,108.15 5,015.52 5,732.36		408.76 1.44 146.90
125003100	250 350 300	BLACK & DECKER CORPORATION	07/11/07 07/12/07 07/27/07	03/26/08	16,956.59 23,739.22 20,347.90	22,265.23 32,989.39 25,515.48	(5,308.64) (9,250.17) (5,167.58)	
125003200	100 100 245 255	BLACK & DECKER CORPORATION	07/27/07 07/30/07 08/03/07 08/06/07	03/28/08	6,561.98 6,561.98 16,076.84 16,733.04	8,505.16 8,397.85 21,585.43 22,116.58	(1,943.18) (1,835.87) (5,508.59) (5,383.54)	
125003500	800 300	CATERPILLAR INC	11/28/07 12/04/07	03/26/08	62,017.08 23,256.40	56,875.28 21,534.72		5,141.80 1,721.68
125003600	600 100	CATERPILLAR INC	12/04/07 12/06/07	03/28/08	46,232.97 7,705.49	43,069.44 7,368.10		3,163.53 337.39
125004600	200 300	COCA-COLA CO	11/29/07 12/28/07	06/05/08	11,416.31 17,124.47	12,551.00 18,660.00	(1,134.69) (1,535.53)	
125004900	300	DIAMOND OFFSHORE DRILLING INC	12/19/07	03/26/08	35,826.05	38,720.79	(2,894.74)	
125005000	200 200	DIAMOND OFFSHORE DRILLING INC	12/19/07 12/26/07	03/28/08	23,601.66 23,601.66	25,813.86 29,639.40	(2,212.20) (6,037.74)	
125005500	2,400	DUKE REALTY CORP	11/02/07	01/10/08	53,143.11	71,657.04	(18,513.93)	

Ref: 00009222 00080654

CITI GLOBAL IMPACT FUNDING  
Account Number 692-17582-12 643

Details of Short Term Gain (Loss) 2008 - continued

Reference number	Quantity	Security Description	Opening Trade Date	Closing Trade Date	Sale Proceeds	Cost	(Loss)	Gain
125005600	500 2,200	DUKE REALTY CORP	11/02/07 11/29/07	01/23/08	\$ 11,414.13 50,222.15	\$ 14,928.55 56,201.42	(\$ 3,514.42) (5,979.27)	
125005700	.0203	FAIRPOINT COMMUNICATIONS INC CASH IN LIEU OF .08173 RECORD 03/07/08 PAY 03/31/08 FROM: 92343V104000 (SPINOFF)	11/29/07	04/01/08	.16	.20	(.04)	
125005800	16.9528	FAIRPOINT COMMUNICATIONS INC	11/29/07	04/29/08	154.35	167.42	(13.07)	
125005900	600	GANNETT CO INC	05/11/07	03/26/08	18,387.15	34,992.18	(16,605.03)	
125006000	200 380 420 300	GANNETT CO INC	05/11/07 05/21/07 05/25/07 06/04/07	03/28/08	5,726.02 10,879.43 12,024.64 8,589.02	11,664.06 22,490.49 24,617.00 17,904.57	(5,938.04) (11,611.06) (12,592.36) (9,315.55)	
125006100	110	GANNETT CO INC	11/02/07	08/25/08	1,906.82	4,449.50	(2,542.68)	
125006200	390	GANNETT CO INC	11/02/07	08/26/08	6,700.39	15,775.50	(9,075.11)	
125006300	900	GANNETT CO INC	11/02/07	08/29/08	16,481.15	36,405.00	(19,923.85)	
125006400	600 100	GANNETT CO INC	11/02/07 11/29/07	09/09/08	10,992.89 1,832.15	24,270.00 3,647.85	(13,277.11) (1,815.70)	
125006500	750	GANNETT CO INC	11/29/07	09/15/08	12,355.96	27,358.87	(15,002.91)	
125006600	350	GANNETT CO INC	11/29/07	09/16/08	5,612.39	12,767.48	(7,155.09)	
125006800	540	GLAXOSMITHKLINE PLC SP ADR	05/30/07	03/28/08	22,868.73	28,334.23	(5,465.50)	
125006900	1,700 900	HALLIBURTON CO HOLDINGS CO	01/07/08 01/11/08	03/26/08	66,367.27 35,135.61	62,711.13 32,448.96		3,656.14 2,686.65
125007000	700 700	HALLIBURTON CO HOLDINGS CO	01/11/08 01/23/08	03/28/08	27,558.48 27,558.49	25,238.08 21,517.79		2,320.40 6,040.70
125007100	1,900 600	HOME DEPOT INC	11/05/07 11/14/07	03/26/08	53,731.41 16,967.81	56,648.12 17,622.24	(2,916.71) (654.43)	
125007200	1,200 500 1,050 850	HOME DEPOT INC	11/14/07 11/29/07 11/30/07 12/03/07	03/28/08	32,867.64 13,694.85 28,759.18 23,281.24	35,244.48 13,830.00 29,978.13 24,585.32	(2,376.84) (135.15) (1,218.95) (1,304.08)	
125007300	300 1,600	HOME DEPOT INC	12/03/07 12/18/07	09/17/08	7,836.98 41,797.20	8,677.17 41,409.28	(840.19)	387.92
125007400	400	HOME DEPOT INC	12/18/07	09/18/08	10,260.82	10,352.32	(91.50)	
125007500	705 500 395	HOME DEPOT INC	12/18/07 12/28/07 01/15/08	09/22/08	18,582.57 13,179.13 10,411.50	18,245.96 13,335.00 10,026.48		336.61 (155.87) 385.02

2  
0  
8  
  
Y  
E  
A  
R  
  
E  
N  
D  
  
S  
U  
M  
M  
A  
R  
Y

Ref: 00009222 00080655

CITI GLOBAL IMPACT FUNDING

Account Number 692-17582-12 643

Details of Short-Term Gain (Loss) 2008 - continued

Reference number	Quantity	Security Description	Opening Trade Date	Closing Trade Date	Sale Proceeds	Cost	(Loss)	Gain
125007600	310	HOME DEPOT INC	01/15/08	09/24/08	\$ 7,660.80	\$ 7,868.89	(\$ 208.09)	
	590		01/16/08		14,580.23	15,303.01	(722.78)	
125007700	3,100	HOST HOTELS & RESORTS INC	02/07/08	03/26/08	52,172.42	52,845.08	(672.66)	
125007800	500	HOST HOTELS & RESORTS INC	02/07/08	03/28/08	8,144.91	8,523.40	(378.49)	
	2,400		02/20/08		39,095.57	39,550.32	(454.75)	
125007900	3,000	INTEL CORP	01/31/08	03/26/08	65,789.27	63,075.60		2,713.67
125008000	2,200	INTEL CORP	01/31/08	03/28/08	45,957.49	46,255.44	(297.95)	
125008500	3,100	KEYCORP -NEW	11/02/07	07/30/08	34,452.90	81,264.95	(46,812.05)	
	280		11/29/07		3,111.87	7,087.25	(3,975.38)	
125008600	720	KEYCORP -NEW	11/29/07	08/04/08	7,609.20	18,224.35	(10,615.15)	
	755		12/28/07		7,979.10	17,873.27	(9,894.17)	
125008700	445	KEYCORP -NEW	12/28/07	08/05/08	4,765.88	10,534.57	(5,768.69)	
125009100	555	KRAFT FOODS INC CLASS A	04/23/07	03/26/08	17,091.54	18,465.24	(1,373.70)	
	168		04/24/07		5,173.64	5,602.72	(429.08)	
125009200	977	KRAFT FOODS INC CLASS A	04/24/07	03/28/08	30,169.66	32,582.46	(2,422.80)	
	723		05/02/07		22,318.76	24,234.60	(1,915.84)	
125009800	100	MATTEL INC DE	11/02/07	03/28/08	2,031.99	2,041.20	(9.21)	
125010000	600	MERRILL LYNCH & CO INC	06/21/07	01/15/08	32,122.01	51,828.24	(19,706.23)	
	500		06/25/07		26,768.34	41,788.40	(15,020.06)	
	600		06/28/07		32,122.01	51,704.94	(19,582.93)	
	600		07/05/07		32,122.01	50,321.04	(18,199.03)	
	300		11/02/07		16,061.00	16,946.88	(885.88)	
125010100	1,000	MERRILL LYNCH & CO INC	11/02/07	01/18/08	49,539.74	56,489.60	(6,949.86)	
125010200	300	MERRILL LYNCH & CO INC	11/02/07	01/23/08	16,764.79	16,946.88	(182.09)	
	400		11/29/07		22,353.06	22,889.16	(536.10)	
	500		12/28/07		27,941.32	26,592.35		1,348.97
125010700	300	NORFOLK SOUTHERN CORP	11/02/07	05/28/08	19,097.68	15,192.00		3,905.68
125010800	500	NORFOLK SOUTHERN CORP	11/02/07	06/03/08	33,020.66	25,320.00		7,700.66
	100		11/29/07		6,604.13	5,075.00		1,529.13
125010900	200	NORFOLK SOUTHERN CORP	11/29/07	06/09/08	13,009.38	10,150.00		2,859.38
	300		12/28/07		19,514.08	15,283.71		4,230.37
125011200	195	PETROBRAS	04/05/07	01/03/08	22,815.12	9,927.82		12,887.30
	290	TRADE AS OF 01/03/08	04/12/07		33,930.17	15,094.28		18,835.89
	315		04/13/07		36,855.19	16,542.19		20,313.00
125011300	395	PETROBRAS	04/13/07	01/04/08	43,817.91	20,743.39		22,874.52
	5		04/18/07		552.13	261.70		290.43

2  
0  
0  
8  
  
Y  
E  
A  
R  
  
E  
N  
D  
  
S  
U  
M  
M  
A  
R  
Y

Ref: 00009222 00080656

CITI GLOBAL IMPACT FUNDING  
Account Number 692-17582-12 643

Details of Short Term Gain (Loss) 2008 continued

Reference number	Quantity	Security Description	Opening Trade Date	Closing Trade Date	Sale Proceeds	Cost	(Loss)	Gain
125011400	995	PETROBRAS	04/18/07	01/08/08	\$ 111,935.58	\$ 52,078.25		\$ 59,857.33
125011700	820	PHILIP MORRIS INTL INC	04/25/07	04/10/08	40,250.78	39,937.68		313.10
125011800	80	PHILIP MORRIS INTL INC	04/25/07	04/16/08	3,920.44	3,896.38		24.08
	300		11/02/07		14,701.65	15,012.00	(310.35)	
	300		12/28/07		14,701.66	15,833.49	(1,131.83)	
125012100	1,055	REGIONS FINANCIAL CORP (NEW)	11/02/07	07/30/08	10,160.02	26,521.75	(16,361.73)	
125012200	3,200	REGIONS FINANCIAL CORP (NEW)	11/02/07	08/04/08	29,615.51	80,445.12	(50,829.61)	
125012300	2,645	REGIONS FINANCIAL CORP (NEW)	11/02/07	08/06/08	25,754.74	66,492.92	(40,738.18)	
	355		11/29/07		3,456.69	9,001.56	(5,544.87)	
125012400	1,045	REGIONS FINANCIAL CORP (NEW)	11/29/07	08/13/08	8,848.50	26,497.54	(17,651.04)	
	2,200		12/28/07		18,624.21	51,900.86	(33,276.65)	
125012800	300	ROYAL DUTCH SHELL PLC ADR CL A	09/07/07	03/26/08	20,534.77	24,225.24	(3,690.47)	
125012900	300	ROYAL DUTCH SHELL PLC ADR CL A	09/07/07	03/28/08	20,308.28	24,225.24	(3,916.96)	
	500		09/25/07		33,847.12	41,808.60	(7,961.38)	
125013400	700	SEMPRA ENERGY	11/02/07	03/11/08	36,698.50	42,632.59	(5,934.09)	
	200		11/29/07		10,485.28	12,434.90	(1,949.62)	
125013500	450	3M COMPANY	05/16/08	11/13/08	26,513.18	35,243.87	(8,730.69)	
125013600	300	TOTAL S.A SPONS ADR	12/13/07	03/26/08	22,274.75	24,947.22	(2,672.47)	
125013700	500	TOTAL S.A SPONS ADR	12/13/07	03/28/08	36,639.59	41,578.70	(4,939.11)	
	70		12/24/07		5,129.54	5,664.07	(534.53)	
	130		12/26/07		9,526.30	10,624.77	(1,098.47)	
125014600	50	WACHOVIA CORP 2ND NEW	11/02/07	07/01/08	744.98	2,123.50	(1,378.52)	
125014700	900	WACHOVIA CORP 2ND NEW	11/02/07	07/08/08	12,621.34	38,223.00	(25,601.66)	
125014800	600	WACHOVIA CORP 2ND NEW	11/02/07	07/14/08	6,342.44	25,482.00	(19,139.56)	
125014900	350	WACHOVIA CORP 2ND NEW	11/02/07	07/16/08	3,298.07	14,864.50	(11,566.43)	
	600		11/29/07		5,653.83	24,480.00	(18,826.17)	
	700		12/28/07		6,596.13	26,684.00	(20,087.87)	
125015000	1,800	WASTE MGMT INC DEL	01/14/08	03/26/08	61,957.65	57,614.40		4,343.25
125015100	200	WASTE MGMT INC DEL	01/14/08	03/28/08	6,797.92	6,401.60		396.32
	1,300		01/23/08		44,186.51	37,286.08		6,900.43
125015200	370	WHIRLPOOL CORP	12/04/07	03/26/08	32,262.02	30,042.11		2,219.91
	430		12/05/07		37,493.69	35,578.20		1,915.49
	300		12/13/07		26,158.39	24,980.94		1,177.45

2  
0  
0  
8  
  
Y  
E  
A  
R  
  
E  
N  
D  
  
S  
U  
M  
M  
A  
R  
Y

Ref: 00009222 00080657

CITI GLOBAL IMPACT FUNDING  
Account Number 692-17582-12 643

**Details of Short-Term Gain (Loss) 2008 - continued**

Reference number	Quantity	Security Description	Opening Trade Date	Closing Trade Date	Sale Proceeds	Cost	(Loss)	Gain	
125015300	25	WHIRLPOOL CORP	12/13/07	03/28/08	\$ 2,137.38	\$ 2,081.75		\$ 55.63	
	275		12/14/07		23,511.22			22,546.21	965.01
	300		12/18/07		25,648.81			24,085.56	1,563.05
125015600	1,200	WYETH	11/05/07	03/26/08	50,200.49	57,605.04	(7,404.55)		
	100		11/08/07		4,183.37		4,608.40	(425.03)	
125015700	1,000	WYETH	11/08/07	03/28/08	41,574.44	46,084.00	(4,509.56)		
	200		11/13/07		8,314.89		9,252.94	(938.05)	
<b>Total</b>					<b>\$ 3,068,421.49</b>	<b>\$ 3,602,845.83</b>	<b>( \$ 754,894.43)</b>	<b>\$ 220,870.09</b>	

**Details of Long-Term Gain (Loss) 2008**

This section shows your sales of securities during the year. The "Sale Proceeds" column excludes any accrued income you may have received. In addition, although cash in lieu less than \$20 is not included on Form 1099-B (if applicable), it is included in this section. Please note, this material is being prepared for informational purposes only and should not be used for tax preparation without the assistance of your tax advisor.

Reference number	Quantity	Security Description	Opening Trade Date	Closing Trade Date	Sale Proceeds	Cost	(Loss)	Gain
125000100	170	SEAGATE TECHNOLOGY	09/22/05	03/26/08	\$ 3,699.35	\$ 2,510.62		\$ 1,188.73
	1,030	-USD	10/24/05		22,413.68			14,512.70
125000200	2,100	SEAGATE TECHNOLOGY -USD	10/24/05	03/28/08	42,753.21	29,589.00		13,164.21
125000300	500	SEAGATE TECHNOLOGY -USD	10/24/05	10/28/08	3,218.93	7,045.00	(3,826.07)	
125000400	265	SEAGATE TECHNOLOGY	10/24/05	11/03/08	1,875.99	3,733.85	(1,857.86)	
		-USD						
125000500	2,305	SEAGATE TECHNOLOGY	10/24/05	11/04/08	17,494.85	32,477.45	(14,982.60)	
	30	-USD	12/20/06		227.70			810.56
125000600	570	SEAGATE TECHNOLOGY	12/20/06	11/12/08	2,783.86	15,400.72	(12,616.86)	
	900	-USD	01/05/07		4,395.57			23,436.54
125000800	1,400	AT&T INC	10/24/05	03/26/08	53,353.41	34,918.27		18,435.14
125000900	1,025	AT&T INC	10/24/05	03/28/08	38,857.32	25,565.17		13,292.15
	475		12/20/05		18,007.05			11,718.25
125001200	400	ALLSTATE CORP	03/02/06	03/26/08	19,227.31	21,627.16	(2,399.85)	
	400		03/09/06		19,227.30		21,812.12	(2,584.82)

2008 YEAR END SUMMARY

Ref: 00009222 00080658

CITI GLOBAL IMPACT FUNDING

Account Number 692-17582-12 643

Details of Long Term Gain (Loss) 2008 - continued

Reference number	Quantity	Security Description	Opening Trade Date	Closing Trade Date	Sale Proceeds	Cost	(Loss)	Gain
125001300	200	ALLSTATE CORP	03/09/06	03/28/08	\$ 9,546.09	\$ 10,906.06	(\$ 1,359.97)	
	600		03/13/06		28,638.28	32,744.22	(4,105.94)	
	400		03/17/06		19,092.19	21,798.24	(2,706.05)	
125001400	900	ALTRIA GROUP INC	10/24/05	03/26/08	65,813.21	60,544.35		15,268.86
125001500	80	ALTRIA GROUP INC	10/24/05	03/28/08	5,912.73	4,492.83		1,419.90
	100		12/20/05		7,390.92	5,785.88		1,605.04
	100		12/28/05		7,390.92	5,722.66		1,668.26
	100		01/09/06		7,390.92	5,804.92		1,586.00
	320		05/15/06		23,650.94	17,245.32		6,405.62
125001700	400	ANADARKO PETROLEUM CORP	12/06/05	01/07/08	24,955.21	19,021.92		5,933.29
	145		12/09/05		9,046.27	7,004.04		2,042.23
125001800	615	ANADARKO PETROLEUM CORP	12/09/05	01/08/08	38,831.98	29,706.77		9,125.21
	140		12/12/05		8,839.80	6,887.96		1,951.84
125001900	90	ANADARKO PETROLEUM CORP	12/12/05	01/14/08	5,785.59	4,427.98		1,357.61
	10		12/14/05		642.84	503.70		139.14
	400		12/28/05		25,713.72	18,972.00		6,741.72
	400		05/15/06		25,713.73	19,886.00		5,827.73
125002000	400	ANADARKO PETROLEUM CORP	12/05/06	01/23/08	21,536.15	19,975.00		1,661.15
	500		12/20/06		26,920.19	21,613.75		5,306.44
125002100	400	ANADARKO PETROLEUM CORP	12/20/06	01/25/08	22,768.99	17,291.00		5,477.99
	300		12/27/06		17,076.74	13,185.00		3,891.74
	327		01/05/07		18,613.64	13,498.56		5,115.08
125002200	900	ANHEUSER-BUSCH COMPANIES INC	10/24/05	03/26/08	43,343.52	37,754.09		5,589.43
125002300	1,095	ANHEUSER-BUSCH COMPANIES INC	10/24/05	03/28/08	52,551.75	45,934.15		6,617.60
	5		12/28/05		239.96	217.60		22.36
125002400	395	ANHEUSER-BUSCH COMPANIES INC	12/28/05	06/20/08	24,079.30	17,190.01		6,889.29
	200		01/05/06		12,192.05	8,620.00		3,572.05
	200		05/15/06		12,192.05	9,178.00		3,014.05
	305		12/20/06		18,592.88	14,649.15		3,943.73
125002500	395	ANHEUSER-BUSCH COMPANIES INC	12/20/06	06/26/08	24,403.28	18,971.85		5,431.43
	205		01/05/07		12,664.99	10,018.35		2,646.64
125002600	95	ANHEUSER-BUSCH COMPANIES INC	01/05/07	07/03/08	5,843.08	4,642.65		1,200.43
125002900	370.0967	BANK OF AMERICA CORP	10/24/05	03/26/08	14,825.91	15,957.66	(1,131.75)	
	1,129.9033		10/24/05		45,263.42	52,711.72	(7,448.30)	
125003000	622.7022	BANK OF AMERICA CORP	10/24/05	03/28/08	23,729.05	29,050.01	(5,320.96)	
	300		12/28/05		11,431.97	13,900.99	(2,469.02)	

2  
0  
8  
  
Y  
E  
A  
R  
  
E  
N  
D  
  
S  
U  
M  
M  
A  
R  
Y

Ref: 00009222 00080859

CITI GLOBAL IMPACT FUNDING

Account Number 692-17582-12 643

Details of Long Term Gain/(Loss) 2008 - continued

Reference number	Quantity	Security Description	Opening Trade Date	Closing Trade Date	Sale Proceeds	Cost	(Loss)	Gain
	200.2978		12/28/05		\$ 7,632.66	\$ 9,344.19	(\$ 1,711.53)	
	77		12/28/05		2,934.21	3,692.17	(657.96)	
125003300	800	CBS CORP NEW CLASS B	05/31/06	03/26/08	18,391.79	20,595.28	(2,203.49)	
125003400	200	CBS CORP NEW CLASS B	05/31/06	03/28/08	4,392.95	5,148.82	(755.87)	
	1,200		06/07/06		26,357.71	32,005.68	(5,647.97)	
	700		06/26/06		15,375.33	18,533.41	(3,158.08)	
125003700	600	CHEVRON CORP	10/24/05	03/26/08	51,125.07	34,548.00		16,577.07
125003800	700	CHEVRON CORP	10/24/05	03/28/08	59,147.45	40,306.00		18,841.45
125003900	5	CHEVRON CORP	10/24/05	12/10/08	391.87	287.90		103.97
	95		12/20/05		7,445.53	5,406.45		2,039.08
125004000	5	CHEVRON CORP	12/20/05	12/17/08	390.52	284.55		105.97
	200		12/28/05		15,620.78	11,362.00		4,258.78
	45		01/09/06		3,514.87	2,654.49		860.18
125004100	200	COCA-COLA CO	03/09/06	03/26/08	12,247.86	8,453.60		3,794.26
	700		03/10/06		42,867.52	29,972.39		12,895.13
	200		03/16/06		12,247.87	8,522.66		3,725.21
125004200	265	COCA-COLA CO	03/16/06	03/28/08	16,183.37	11,292.52		4,890.85
	435		03/17/06		28,565.16	18,564.54		8,000.62
	100		03/21/06		6,106.93	4,266.16		1,840.77
125004300	300	COCA-COLA CO	03/21/06	05/14/08	16,927.25	12,798.48		4,128.77
125004400	15	COCA-COLA CO	03/21/06	05/21/08	857.27	639.92		217.35
	375		03/22/06		21,431.76	16,085.74		5,346.02
	10		03/23/06		671.51	427.73		143.78
	200		05/15/06		11,430.27	8,681.35		2,748.92
	100		12/20/06		5,715.15	4,876.00		839.15
125004500	300	COCA-COLA CO	12/20/06	05/29/08	17,173.97	14,628.00		2,545.97
	300		01/05/07		17,173.97	14,481.00		2,692.97
125004600	100	COCA-COLA CO	01/05/07	06/05/08	5,708.16	4,827.00		881.16
125004700	300	CONOCOPHILLIPS	02/16/06	03/26/08	22,911.53	17,899.59		5,011.94
	400		02/23/06		30,548.70	24,578.40		5,970.30
125004800	100	CONOCOPHILLIPS	02/23/06	03/28/08	7,557.09	6,144.60		1,412.49
	255		02/27/06		19,270.57	15,851.67		3,418.90
	245		02/28/06		18,514.86	15,011.37		3,503.49
	100		03/02/06		7,557.08	6,264.21		1,292.87
125005100	5	R R DONNELLEY & SONS CO	03/29/06	03/26/08	147.26	163.11	(15.85)	
	195		04/03/06		5,743.05	6,457.04	(713.99)	

2008 YEAR END SUMMARY

Ref: 00009222 00080660

CITI GLOBAL IMPACT FUNDING  
Account Number 692-17582-12 643

2  
0  
0  
8  
  
Y  
E  
A  
R  
  
E  
N  
D  
  
S  
U  
M  
M  
A  
R  
Y

Details of Long Term Gain (Loss) 2008 - continued								
Reference number	Quantity	Security Description	Opening Trade Date	Closing Trade Date	Sale Proceeds	Cost	(Loss)	Gain
	200		04/05/06		\$ 5,890.31	\$ 6,658.02	(\$ 767.71)	
	100		04/10/06		2,945.16	3,301.49	(356.33)	
125005200	105	R R DONNELLEY & SONS CO	04/10/06	03/28/08	3,102.77	3,466.56	(363.79)	
	195		04/12/06		5,762.28	6,423.79	(661.51)	
	165		04/26/06		4,875.78	5,464.77	(588.99)	
	110		04/27/06		3,250.52	3,644.62	(394.10)	
	215		05/01/06		6,353.29	7,261.11	(907.82)	
	190		05/04/06		5,614.53	6,371.90	(757.37)	
	410		05/05/06		12,115.57	13,840.86	(1,725.29)	
	265		05/17/06		7,830.80	8,827.20	(996.40)	
	145		05/18/06		4,284.77	4,835.00	(550.23)	
125005300	1,315	DOW CHEMICAL CO	10/24/05	03/26/08	49,710.92	58,161.79	(8,450.87)	
	200		12/20/05		7,560.60	8,654.00	(1,093.40)	
	200		12/28/05		7,560.60	8,839.36	(1,278.76)	
	200		01/05/06		7,560.60	8,900.00	(1,339.40)	
	100		01/09/06		3,780.30	4,455.50	(675.20)	
	600		05/15/06		22,681.79	24,371.73	(1,689.94)	
	385		12/05/06		14,554.14	15,396.15	(842.01)	
125005400	115	DOW CHEMICAL CO	12/05/06	03/28/08	4,208.60	4,598.85	(390.25)	
	500		12/20/06		18,298.25	20,220.00	(1,921.75)	
	300		12/27/06		10,978.95	12,012.00	(1,033.05)	
	300		01/08/07		10,978.95	11,874.00	(895.05)	
	625		02/05/07		22,872.81	25,878.75	(3,005.94)	
	575		02/06/07		21,042.99	23,970.08	(2,927.09)	
	85		02/14/07		3,110.69	3,643.60	(532.91)	
125005500	2,400	DUKE REALTY CORP	10/24/05	01/10/08	53,143.10	80,202.24	(27,059.14)	
	200		12/20/05		4,428.59	6,815.80	(2,387.21)	
	300		12/28/05		6,642.89	10,189.22	(3,546.33)	
	200		01/05/06		4,428.59	6,972.66	(2,544.07)	
	600		05/15/06		13,285.78	20,630.80	(7,345.02)	
	400		12/22/06		8,857.18	16,192.00	(7,334.82)	
	300		01/05/07		6,642.89	12,047.94	(5,405.05)	
125005700	0048	FAIRPOINT COMMUNICATIONS INC	10/24/05	04/01/08	.03	.03		
	.0068	CASH IN LIEU OF .08173	12/20/05		.05	.05		
	.0091	RECORD 03/07/08 PAY 03/31/08	12/28/05		.07	.06		01
	0045	FROM 92343V104000 (SPINOFF)	01/09/06		.03	.03		
	0113		05/15/06		.08	.08		
	0181		12/20/06		.13	.15	(.02)	
	0068		01/05/07		.05	.06	(.01)	



Ref: 00009222 00080661

CITI GLOBAL IMPACT FUNDING  
Account Number 692-17582-12 643

Details of Long Term Gain (Loss) 2008 - continued

Reference number	Quantity	Security Description	Opening Trade Date	Closing Trade Date	Sale Proceeds	Cost	(Loss)	Gain
125005800	3,9557	FAIRPOINT COMMUNICATIONS INC	10/24/05	04/29/08	\$ 36.02	\$ 26.63		\$ 9.39
	5.651		12/20/05		51.45	38.60		12.85
	7.5346		12/28/05		68.60	51.07		17.53
	3.7673		01/09/06		34.30	26.56		7.74
	9.4183		05/15/06		85.75	65.95		19.80
	15.0693		12/20/06		137.20	127.51		9.69
	5.651		01/05/07		51.45	49.10		2.35
125006100	95	GANNETT CO INC	06/04/07	08/25/08	1,646.81	5,669.78	(4,022.97)	
	235		06/05/07		4,073.68	13,989.48	(9,915.80)	
	270		06/07/07		4,680.40	15,677.66	(10,997.26)	
	900		06/13/07		15,601.32	52,202.07	(36,600.75)	
125006700	1,200	GLAXOSMITHKLINE PLC SP ADR	10/24/05	03/26/08	50,520.52	61,056.00	(10,535.48)	
125006800	260	GLAXOSMITHKLINE PLC SP ADR	10/24/05	03/28/08	11,010.88	13,228.80	(2,217.92)	
	200		12/20/05		8,469.91	10,370.00	(1,900.09)	
	200		12/28/05		8,469.91	10,185.86	(1,715.95)	
	100		01/09/06		4,234.95	5,278.57	(1,043.62)	
	600		12/05/06		25,409.72	31,680.00	(6,270.28)	
	500		12/20/06		21,174.77	26,143.15	(4,968.38)	
	200		12/27/06		8,469.91	10,524.00	(2,054.09)	
125008100	1,400	JPMORGAN CHASE & CO	10/24/05	03/26/08	62,358.95	49,868.00		12,490.95
125008200	780	JPMORGAN CHASE & CO	10/24/05	03/28/08	33,453.83	27,783.60		5,670.23
	200		12/28/05		8,577.91	7,972.00		605.91
	220		01/05/06		9,435.69	8,736.20		699.49
125008300	2,600	KEYCORP -NEW	10/24/05	03/26/08	59,740.06	81,947.25	(22,207.19)	
125008400	20	KEYCORP -NEW	10/24/05	03/28/08	439.81	630.36	(190.55)	
	200		12/20/05		4,398.11	6,729.98	(2,331.87)	
	600		12/28/05		13,194.33	19,954.39	(6,760.06)	
	300		01/05/06		6,597.17	10,206.00	(3,608.83)	
	200		01/09/06		4,398.11	6,828.85	(2,430.74)	
	400		05/15/06		8,796.22	14,722.46	(5,926.24)	
	480		12/20/06		10,555.47	18,196.80	(7,641.33)	
125008500	120	KEYCORP -NEW	12/20/06	07/30/08	1,333.66	4,549.20	(3,215.54)	
	500		01/05/07		5,556.92	18,652.20	(13,095.28)	
125008800	700	KIMBERLY CLARK CORP	10/24/05	03/26/08	45,619.89	40,516.00		5,103.89
125008900	615	KIMBERLY CLARK CORP	10/24/05	03/28/08	39,439.51	35,596.20		3,843.31
	185		12/20/05		11,863.92	11,037.10		826.82
125009000	15	KIMBERLY CLARK CORP	12/20/05	11/13/08	844.27	894.90	(50.63)	
	200		01/05/06		11,257.00	11,973.18	(716.18)	

2008 YEAR END SUMMARY

Ref: 00009222 00080662

CITI GLOBAL IMPACT FUNDING  
Account Number 692-17582-12 643

**Details of Long Term Gain (Loss) 2008 - continued**

Reference number	Quantity	Security Description	Opening Trade Date	Closing Trade Date	Sale Proceeds	Cost	(Loss)	Gain
	100		01/09/06		\$ 5,628.50	\$ 6,092.00	(\$ 463.50)	
	200		05/15/06		11,257.00	12,317.04	(1,060.04)	
	85		12/20/06		4,784.22	5,734.95	(950.73)	
125009100	354.4999	KRAFT FOODS INC CLASS A	10/24/05	03/26/08	10,917.02	9,005.43		1,911.59
	69.1667		12/20/05		2,130.03	1,810.18		319.85
	69.1667		12/28/05		2,130.03	1,790.42		339.61
	69.1667		01/09/06		2,130.03	1,818.14		313.89
	276.6667		05/15/06		8,520.11	6,744.30		1,775.81
	138.3333		12/27/06		4,260.05	4,085.97		174.08
125009300	452	KRAFT FOODS INC CLASS A	05/02/07	11/13/08	12,002.84	15,150.81	(3,147.97)	
	420		05/03/07		11,153.08	14,024.39	(2,871.31)	
	378		05/09/07		10,037.77	12,349.00	(2,311.23)	
125009400	800	LINCOLN NATIONAL CORP -IND-	10/24/05	03/26/08	41,899.37	38,792.00		3,107.37
125009500	855	LINCOLN NATIONAL CORP -IND-	10/24/05	03/28/08	43,932.49	41,458.95		2,473.54
	145		12/28/05		7,450.54	7,837.33	(386.79)	
125009600	90	MARATHON OIL CORP	12/20/05	03/26/08	4,312.38	2,763.00		1,549.38
	410		12/28/05		19,645.30	12,644.49		7,000.81
125009700	390	MARATHON OIL CORP	12/28/05	03/28/08	18,153.91	12,027.68		6,126.23
	810		12/20/06		28,394.57	28,544.07	(149.50)	
125009800	700	MATTEL INC DE	12/01/05	03/26/08	14,859.72	11,391.31		3,468.41
	845		12/06/05		17,937.80	13,908.70		4,029.10
	420		12/07/05		8,915.83	6,919.71		1,996.12
	1,440		12/08/05		30,568.56	23,639.18		6,929.38
	595		12/14/05		12,630.76	10,059.55		2,571.21
	400		12/20/05		8,491.27	6,471.61		2,019.66
	100		12/28/05		2,122.80	1,597.74		525.06
125009900	600	MATTEL INC DE	12/28/05	03/28/08	12,191.86	9,586.45		2,605.41
	600		01/05/06		12,191.86	9,360.00		2,831.86
	300		01/09/06		6,095.93	4,644.00		1,451.93
	600		05/15/06		12,191.86	9,824.24		2,367.62
125010300	600	NORFOLK SOUTHERN CORP	03/07/07	03/26/08	32,714.28	28,556.34		4,157.94
	900		03/14/07		49,071.42	42,923.52		6,147.90
	100		03/22/07		5,452.38	4,993.02		459.36
125010400	1,000	NORFOLK SOUTHERN CORP	03/22/07	03/28/08	54,200.70	49,930.20		4,270.50
125010500	275	NORFOLK SOUTHERN CORP	04/02/07	05/16/08	17,626.25	13,948.58		3,677.67
125010600	425	NORFOLK SOUTHERN CORP	04/02/07	05/19/08	27,539.97	21,556.89		5,983.08
125010700	300	NORFOLK SOUTHERN CORP	04/02/07	05/28/08	19,097.68	15,216.63		3,881.05

2  
0  
0  
8  
  
Y  
E  
A  
R  
  
E  
N  
D  
  
S  
U  
M  
M  
A  
R  
Y

Ref: 00009222 00080663

CITI GLOBAL IMPACT FUNDING  
Account Number 692-17582-12 643

Details of Long Term Gain (Loss) 2008 *continued*

Reference number	Quantity	Security Description	Opening Trade Date	Closing Trade Date	Sale Proceeds	Cost	(Loss)	Gain
125011000	1,200	OCCIDENTAL PETROLEUM CORP-DEL	10/24/05	03/26/08	\$ 88,795.42	\$ 43,972.91		\$ 44,822.51
125011100	300	OCCIDENTAL PETROLEUM CORP-DEL	10/24/05	03/28/08	21,915.90	10,993.23		10,922.67
	400		12/28/05		29,221.19	16,216.00		13,005.19
125011500	3,210	PFIZER INC	10/24/05	03/26/08	66,293.79	67,731.00	(1,437.21)	
	300		12/28/05		6,195.68	7,101.00	(905.32)	
	200		01/09/06		4,130.45	4,956.00	(825.55)	
	295		04/21/06		6,092.42	7,330.01	(1,237.59)	
	295		04/24/06		6,092.43	7,278.42	(1,185.99)	
125011600	910	PFIZER INC	04/24/06	03/28/08	18,672.99	22,452.06	(3,779.07)	
	1,515		04/26/06		31,087.46	37,866.06	(6,778.60)	
	1,290		05/01/06		26,470.51	32,884.94	(6,414.43)	
	1,285		05/02/06		26,367.91	32,499.07	(6,131.16)	
125011700	80	PHILIP MORRIS INTL INC	05/15/06	04/10/08	3,926.91	2,996.37		930.54
	200		12/27/06		9,817.26	9,076.64		740.62
125011900	105	REGIONS FINANCIAL CORP	02/11/05	03/28/08	2,235.86	3,441.22	(1,205.36)	
	15	(NEW)	03/11/05		319.41	495.62	(176.21)	
	150		08/30/05		3,194.08	4,891.50	(1,697.42)	
	155		09/22/05		3,300.55	4,896.16	(1,595.61)	
	20		09/30/05		425.88	620.37	(194.49)	
	3,155		10/24/05		67,182.13	102,534.73	(35,352.60)	
125012000	2,145	REGIONS FINANCIAL CORP	10/24/05	03/28/08	42,450.37	69,710.61	(27,260.24)	
	300	(NEW)	12/20/05		5,937.11	10,402.02	(4,464.91)	
	500		12/28/05		9,895.19	17,292.22	(7,397.03)	
	400		01/05/06		7,916.15	13,939.34	(6,023.19)	
	200		01/09/06		3,958.08	7,019.82	(3,061.74)	
	700		05/15/06		13,853.27	25,316.87	(11,463.60)	
	355		12/05/06		7,025.58	13,049.80	(6,024.22)	
125012100	345	REGIONS FINANCIAL CORP	12/05/06	07/30/08	3,322.47	12,682.20	(9,359.73)	
	1,100	(NEW)	12/20/06		10,593.38	40,870.17	(30,276.79)	
	300		12/27/06		2,889.10	11,358.00	(8,468.90)	
	500		01/05/07		4,815.17	18,565.00	(13,749.83)	
	400		01/08/07		3,852.14	14,784.00	(10,931.86)	
125012500	30	REYNOLDS AMERICAN INC	09/22/05	03/26/08	1,824.26	1,203.05		621.21
	770		10/24/05		46,822.72	32,248.32		14,574.40
125012600	900	REYNOLDS AMERICAN INC	10/24/05	03/28/08	54,707.69	37,692.83		17,014.86
125012700	200	REYNOLDS AMERICAN INC	10/24/05	11/13/08	8,533.25	8,376.19		157.06
125013000	800	SEMPRA ENERGY	10/24/05	02/07/08	44,565.34	34,205.39		10,359.95
		TRADE AS OF 02/07/08						

2  
0  
0  
8  
  
Y  
E  
A  
R  
  
E  
N  
D  
  
S  
U  
M  
M  
A  
R  
Y

Ref: 00009222 00080664

CITI GLOBAL IMPACT FUNDING  
Account Number 692-17582-12 643

Details of Long Term Gain/(Loss) 2008 - continued

Reference number	Quantity	Security Description	Opening Trade Date	Closing Trade Date	Sale Proceeds	Cost	(Loss)	Gain
125013100	885	SEMPRA ENERGY	10/24/05	02/20/08	48,537.46	37,839.71		10,697.75
	115		12/28/05		6,307.13	5,150.29		1,156.84
125013200	185	SEMPRA ENERGY	12/28/05	02/29/08	9,816.60	8,285.26		1,531.34
	200		01/09/06		10,612.54	9,296.19		1,316.35
	305		05/15/06		16,184.13	13,546.96		2,637.17
125013300	95	SEMPRA ENERGY	05/15/06	03/03/08	5,036.62	4,219.55		817.07
	200		12/27/06		10,603.42	11,258.00	(654.58)	
	15		01/05/07		795.26	829.05	(33.79)	
125013400	185	SEMPRA ENERGY	01/05/07	03/11/08	9,698.89	10,224.95	(526.06)	
125013800	15	TRAVELERS COMPANIES INC	09/22/05	03/26/08	722.73	631.35		91.38
	785		10/24/05		37,822.68	33,879.82		3,942.86
125013900	1,200	TRAVELERS COMPANIES INC	10/24/05	03/28/08	57,156.45	51,790.80		5,365.65
125014000	1,300	V F CORP	10/24/05	03/26/08	102,420.15	67,458.48		34,961.67
125014100	130	V F CORP	10/24/05	03/28/08	9,853.89	6,745.85		3,108.04
	200		12/28/05		15,159.83	11,118.28		4,041.55
	200		01/05/06		15,169.83	11,031.32		4,128.51
	70		12/22/06		5,305.94	5,773.94	(468.00)	
125014200	600	VERIZON COMMUNICATIONS	10/24/05	03/26/08	21,713.76	17,397.92		4,315.84
125014300	1,500	VERIZON COMMUNICATIONS	10/24/05	03/28/08	54,002.10	43,494.80		10,507.30
125014400	165	WACHOVIA CORP 2ND NEW	10/17/06	03/28/08	4,322.95	9,094.26	(4,771.31)	
	335		10/18/06		8,776.90	18,503.89	(9,726.99)	
	700		10/24/06		18,339.80	39,031.93	(20,692.13)	
	500		11/01/06		13,099.86	27,652.45	(14,552.59)	
125014500	100	WACHOVIA CORP 2ND NEW	11/01/06	06/27/08	1,691.43	5,530.49	(3,839.06)	
	900		11/10/06		15,222.87	49,911.48	(34,688.61)	
	250		12/20/06		4,228.58	14,310.00	(10,081.42)	
125014600	150	WACHOVIA CORP 2ND NEW	12/20/06	07/01/08	2,234.94	8,586.00	(6,351.06)	
	300		01/05/07		4,469.88	16,932.00	(12,462.12)	
125015400	5 1692	WINDSTREAM CORP	10/12/04	03/26/08	62.65	50.60		12.05
	5,1692		10/28/04		62.65	49.85		12.80
	31.0152		12/23/04		375.90	318.93		56.97
	20.6768		12/27/04		250.60	211.13		39.47
	15.5076		12/31/04		187.95	160.50		27.45
	36 1844		01/10/06		438.55	346.50		92.05
	31 0152		02/11/05		375.90	301.24		74.66
	41.3536		08/30/05		501.20	444.83		56.37
	25 846		09/22/05		313.25	293.80		19.45
	1,550 7592		10/24/05		18,794.99	16,461.01		2,333.98

2  
0  
8  
  
Y  
E  
A  
R  
  
E  
N  
D  
  
S  
U  
M  
M  
A  
R  
Y



Smith Barney Reserved  
Client Statement  
2008 Year End Summary

Ref: 00009222 00080665

CITI GLOBAL IMPACT FUNDING  
Account Number 692-17582-12 643

2  
0  
0  
8  
  
Y  
E  
A  
R  
  
E  
N  
D  
  
S  
U  
M  
M  
A  
R  
Y

Details of Long Term Gain/(Loss) 2008 (continued)

Reference number	Quantity	Security Description	Opening Trade Date	Closing Trade Date	Sale Proceeds	Cost	(Loss)	Gain
	206.7679		12/28/05		\$ 2,506.00	\$ 2,296.32		\$ 209.68
	206.7679		01/09/06		2,506.00	2,291.79		214.21
	206.7678		05/15/06		2,506.00	2,304.65		201.35
	500		08/04/06		6,059.93	6,498.80	(438.87)	
	517		08/14/06		6,265.97	6,642.11	(376.14)	
125015500	1,363	WINDSTREAM CORP	08/14/06	03/28/08	15,974.18	17,511.00	(1,536.82)	
	1,120		08/15/06		13,126.28	14,717.58	(1,591.32)	
	755		08/23/06		8,848.50	9,779.29	(930.79)	
	862		08/24/06		10,102.53	11,213.67	(1,111.14)	
<b>Total</b>					<b>\$ 4,260,877.60</b>	<b>\$ 4,333,117.11</b>	<b>(\$ 691,053.00)</b>	<b>\$ 618,813.49</b>

Details of Deposits and Withdrawals 2008

This section reflects any deposits or withdrawals made to your account during the year.

Deposits

Reference number	Date	Description	Amount
210000100	10/29/08	ROYAL DUTCH SHELL PLC ADR CL A VERSUS PAYABLE DATE 12/12/07 TAX REFUND ON 4800 SHARES PAY DATE 12/12/07	\$ 234.42
<b>Total</b>			<b>\$ 234.42</b>

Withdrawals

Reference number	Date	Description	Referral number	Amount
220000100	12/29/08	WESTERN ASSET MONEY MARKET FUND CLASS A FROM 692-17582-01 TO 692-72493-01		\$ 1,392.36
220000300	03/31/08	FROM 692-17582-01 TO 692-17602-01		2,600,000.00
220000500	04/30/08	CONSULTING & ADVISORY SERVICES FROM 01/01/08 TO 03/31/08		14,289.33

Reference number	Date	Description	Referral number	Amount
220000200	01/18/08	CONSULTING & ADVISORY SERVICES FROM 10/01/07 TO 12/31/07		\$ 16,610.42
220000400	04/02/08	FROM 692-17582-01 TO 692-17602-01		2,600,000.00
220000600	07/18/08	CONSULTING & ADVISORY SERVICES FROM 04/01/08 TO 06/30/08		8,700.23

Ref. 00009223 00080671

CITI GLOBAL IMPACT FUNDING

Account Number 692-17583-11 643

Details of Short-Term Gain (Loss) 2008

This section shows your sales of securities during the year. The "Sale Proceeds" column excludes any accrued income you may have received. In addition, although cash in lieu less than \$20 is not included on Form 1099-B (if applicable), it is included in this section. Please note, this material is being prepared for informational purposes only and should not be used for tax preparation without the assistance of your tax advisor.

2  
0  
0  
8  
  
Y  
E  
A  
R  
  
E  
N  
D  
  
S  
U  
M  
M  
A  
R  
Y

Reference number	Quantity	Security Description	Opening Trade Date	Closing Trade Date	Sale Proceeds	Cost	(Loss)	Gain
125000200	181	GLOBAL CROSSING LTD NEW	09/21/07	03/28/08	\$ 2,778.97	\$ 3,493.28	(\$ 714.31)	
	277	FULL PRICE IS 15 35361500	09/24/07		4,252.90	5,677.94	(1,425.04)	
125000600	467	MONTPELIER RE HOLDINGS LTD	09/21/07	03/24/08	7,434.23	8,156.48	(722.25)	
	268	-USD	09/28/07		4,266.32	4,775.47	(509.15)	
125000700	743	MONTPELIER RE HOLDINGS LTD	09/28/07	03/25/08	11,703.38	13,239.44	(1,536.06)	
	726	-USD	10/19/07		11,435.61	12,530.76	(1,095.15)	
	771		10/24/07		12,144.43	13,191.12	(1,046.69)	
	1,098		11/02/07		17,295.18	19,115.30	(1,820.12)	
	833		11/06/07		13,121.02	14,292.86	(1,171.84)	
	510		11/29/07		8,033.28	8,741.40	(708.12)	
	263		01/02/08		4,142.65	4,374.32	(231.67)	
	342		01/03/08		5,387.02	5,701.14	(314.12)	
125000800	120	RENAISSANCE RE HLDGS LTD	10/13/08	11/21/08	5,115.75	4,816.50		299.25
125000900	424	EXCEL MARITIME CARRIERS LTD	04/23/08	08/07/08	13,235.97	18,748.48	(5,512.51)	
125001000	294	EXCEL MARITIME CARRIERS	04/23/08	10/01/08	4,230.10	13,000.12	(8,770.02)	
	599	LTD	05/05/08		8,618.48	26,701.26	(18,082.78)	
	229		05/16/08		3,294.88	12,565.58	(9,270.70)	
125001100	69	EXCEL MARITIME CARRIERS	05/16/08	10/02/08	1,017.54	3,786.13	(2,768.59)	
	446	LTD	07/10/08		6,577.17	15,987.94	(9,410.77)	
	533		09/19/08		7,860.16	12,652.25	(4,792.09)	
125001200	611	ATP OIL & GAS CORP	10/11/07	02/27/08	24,343.62	32,882.56	(8,538.94)	
125001300	21	ATP OIL & GAS CORP	10/11/07	02/28/08	770.15	1,130.17	(360.02)	
	308		10/17/07		11,295.50	16,894.60	(5,599.10)	
	116		10/19/07		4,254.15	6,266.02	(2,011.87)	
	130		10/24/07		4,767.58	7,015.03	(2,247.45)	
	436		10/30/07		15,989.73	24,631.21	(8,641.48)	
	306		11/02/07		11,222.15	17,085.82	(5,863.67)	
	200		11/06/07		7,334.74	10,994.00	(3,659.26)	
	339		11/15/07		12,432.38	16,251.46	(3,819.08)	
	171		11/29/07		6,271.20	7,643.70	(1,372.50)	
	110		01/03/08		4,034.10	5,678.20	(1,644.10)	
	125001400	86	ATP OIL & GAS CORP	10/11/07	02/28/08	3,153.93	4,628.31	(1,474.38)

Ref. 00009223 00080672

CITI GLOBAL IMPACT FUNDING

Account Number 692-17583-11 643

2  
0  
0  
8  
  
Y  
E  
A  
R  
  
E  
N  
D  
  
S  
U  
M  
M  
A  
R  
Y

Details of Short Term Gain/(Loss) 2008 - continued

Reference number	Quantity	Security Description	Opening Trade Date	Closing Trade Date	Sale Proceeds	Cost	(Loss)	Gain
125001500	341	ADVANCED MEDICAL OPTICS INC	05/22/07	03/26/08	\$ 6,904.08	\$ 14,627.64	(\$ 7,723.56)	
	312		06/01/07		6,316.93	10,997.88	(4,680.95)	
125001600	46	ADVANCED MEDICAL OPTICS INC	06/01/07	03/28/08	924.25	1,621.48	(697.23)	
	100		09/21/07		2,009.25	2,910.90	(901.65)	
	362		09/28/07		7,273.48	11,091.32	(3,817.84)	
	209		10/19/07		4,199.33	6,267.49	(2,068.16)	
	335		10/24/07		6,730.98	9,647.83	(2,916.85)	
	388		11/02/07		7,795.88	10,076.17	(2,280.29)	
	40		11/06/07		803.70	1,034.38	(230.68)	
125001700	300	ADVANCED MEDICAL OPTICS INC	11/06/07	05/30/08	7,259.63	7,757.85	(498.22)	
	329		11/13/07		7,961.39	8,096.76	(135.37)	
125001800	598	ADVANCED MEDICAL OPTICS INC	11/13/07	08/20/08	12,274.29	14,716.90	(2,442.61)	
	192		11/29/07		3,940.91	4,699.97	(759.06)	
125001900	31	ADVANCED MEDICAL OPTICS INC	11/29/07	10/14/08	269.27	758.85	(489.58)	
	86		12/12/07		747.00	2,175.56	(1,428.56)	
	1,071		12/13/07		9,302.75	27,028.61	(17,725.86)	
	60		01/02/08		521.16	1,444.14	(922.98)	
125002000	77	ADVANCED MEDICAL OPTICS INC	01/02/08	10/15/08	515.84	1,853.31	(1,337.47)	
	287		01/03/08		1,922.69	6,833.18	(4,910.49)	
	1,315		02/07/08		8,809.52	28,596.78	(19,787.26)	
125002300	.0511	ALLEGHANY CORP DEL	09/21/07	04/25/08	17.68	20.62	(2.94)	
	.1058	CASH IN LIEU OF .80000	09/28/07		36.64	42.14	(5.50)	
	.0912	RECORD 04/01/08 PAY 04/25/08	10/19/07		31.60	36.12	(4.52)	
	.0912		10/24/07		31.60	35.07	(3.47)	
	.1606		11/02/07		55.63	61.14	(5.51)	
	.1131		11/06/07		39.19	42.87	(3.68)	
	0803		11/29/07		27.80	31.52	(3.72)	
	0622		01/03/08		21.63	24.03	(2.40)	
125002500	438	ALPHARMA INC CL A	04/16/07	02/06/08	10,753.74	10,894.11	(140.37)	
125002600	56	ALPHARMA INC CL A	04/16/07	03/24/08	1,537.56	1,392.85		144.71
	579		05/31/07		15,897.25	14,073.98		1,823.27
	236		09/21/07		6,479.71	5,229.15		1,250.56
	36		09/28/07		988.43	768.37		220.06
125002700	581	ALPHARMA INC CL A	09/28/07	03/26/08	15,431.88	12,400.57		3,031.31
	286		10/19/07		7,596.42	5,876.59		1,719.83
125002800	19	ALPHARMA INC CL A	10/19/07	03/28/08	485.56	390.40		95.16
	424		10/24/07		10,835.58	8,775.61		2,059.97
	577		11/02/07		14,745.59	11,620.78		3,124.81

Ref: 00009223 00080673

CITI GLOBAL IMPACT FUNDING

Account Number 692-17583-11 643

Details of Short-Term Gain (Loss) 2008 - continued

Reference number	Quantity	Security Description	Opening Trade Date	Closing Trade Date	Sale Proceeds	Cost	(Loss)	Gain
125002900	323	ALPHARMA INC CL A	11/02/07	08/22/08	\$ 11,150.70	\$ 6,505.22		\$ 4,645.48
	1,581		11/06/07		54,579.77	32,631.69		21,948.08
125003000	69	ALPHARMA INC CL A	11/06/07	09/11/08	2,534.72	1,424.15		1,110.57
	251		11/29/07		9,220.51	5,178.13		4,042.38
125003100	228	ALPHARMA INC CL A	11/29/07	09/18/08	8,016.38	4,662.38		3,354.00
	110		01/02/08		3,901.78	2,189.00		1,712.78
	98		01/03/08		3,476.12	1,948.28		1,529.84
125003200	246	ALPHARMA INC CL A	01/03/08	10/16/08	8,237.83	4,885.56		3,352.27
	762		06/17/08		25,517.18	18,470.88		7,046.30
125003500	480	AMERICAN EQUITY INVESTMENT LIFE HOLDING COMPANY	05/30/07	02/27/08	4,760.01	5,612.88	(852.87)	
	448		06/01/07		4,442.87	5,500.64	(1,057.97)	
125003600	332	AMERICAN EQUITY INVESTMENT LIFE HOLDING COMPANY	06/01/07	02/28/08	3,208.51	4,076.36	(867.85)	
	478		09/21/07		4,619.48	5,241.65	(622.17)	
	170		09/28/07		1,642.91	1,802.10	(159.19)	
125003700	1,006	AMERICAN EQUITY INVESTMENT LIFE HOLDING COMPANY	09/28/07	03/25/08	9,977.90	10,664.21	(686.31)	
	756		10/19/07		7,498.30	7,839.64	(341.34)	
	557		10/24/07		5,524.54	5,469.74		54.80
125003800	248	AMERICAN EQUITY INVESTMENT LIFE HOLDING COMPANY	10/24/07	03/28/08	2,393.17	2,435.36	(42.19)	
	1,609		11/02/07		15,526.68	14,086.63		1,440.05
	1,033		11/08/07		9,968.34	8,780.50		1,187.84
	361		11/29/07		3,483.61	3,273.37		210.24
	133		01/02/08		1,283.44	1,101.88		181.56
	832		01/03/08		8,028.71	6,838.96		1,189.75
125004000	487	AMERISTAR CASINOS INC	04/04/07	01/16/08	9,940.15	15,044.84	(5,104.69)	
	246		07/17/07		5,021.10	8,501.41	(3,480.31)	
125004100	74	AMERISTAR CASINOS INC FULL PRICE IS 19 50517000	07/17/07	03/26/08	1,443.37	2,557.34	(1,113.97)	
	418		08/02/07		8,153.07	11,971.65	(3,818.58)	
	457		08/08/07		8,913.76	11,878.48	(2,964.72)	
	312		09/21/07		6,085.54	8,736.78	(2,651.24)	
125004200	104	AMERISTAR CASINOS INC FULL PRICE IS 18 25102000	09/21/07	03/28/08	1,898.09	2,912.26	(1,014.17)	
	717		09/28/07		13,085.84	20,102.53	(7,016.69)	
	469		10/19/07		8,559.63	11,757.83	(3,198.20)	
	137		10/22/07		2,500.36	3,707.74	(1,207.38)	
125004400	1,540	ARIBA INC-NEW FULL PRICE IS 9.87005300	06/18/07	03/28/08	14,891.71	15,181.63	(289.92)	
	462		09/21/07		4,467.52	4,647.67	(180.15)	
125004500	117	ARIBA INC-NEW	09/21/07	05/13/08	1,485.19	1,177.01		308.18
	1,233		09/28/07		15,651.61	13,488.91		2,162.70

2  
0  
8  
Y  
E  
A  
R  
E  
N  
D  
S  
U  
M  
M  
A  
R  
Y



Ref: 00009223 00080674

CITI GLOBAL IMPACT FUNDING

Account Number 692-17583-11 643

Details of Short Term Gain(Loss) 2008 - continued

Reference number	Quantity	Security Description	Opening Trade Date	Closing Trade Date	Sale Proceeds	Cost	(Loss)	Gain
125004600	287	ARIBA INC-NEW	09/28/07	06/16/08	\$ 4,391.25	\$ 3,139.76		\$ 1,251.49
	977		10/19/07		14,948.60	11,753.21		3,195.39
	222		10/24/07		3,396.71	2,552.44		844.27
125004700	992	ARIBA INC-NEW	10/24/07	08/08/08	17,025.60	11,405.51		5,620.09
125004800	544	ARIBA INC-NEW	10/24/07	09/10/08	8,230.18	6,254.63		1,975.55
	247		11/02/07		3,736.87	3,038.10		698.77
125004800	875	ARIBA INC-NEW	11/02/07	10/09/08	9,547.33	10,762.50	(1,215.17)	
125005000	758	ARIBA INC-NEW	11/02/07	10/13/08	8,605.83	9,323.40	(717.57)	
	121		11/06/07		1,373.75	1,455.53	(81.78)	
125005100	888	ARIBA INC-NEW	11/06/07	10/14/08	9,918.99	10,681.89	(762.90)	
125005200	181	ARIBA INC-NEW	11/06/07	10/23/08	1,826.84	2,177.28	(350.44)	
	569		11/29/07		5,742.94	6,567.95	(825.01)	
	499		01/02/08		5,036.43	5,468.99	(432.56)	
	630		01/03/08		6,358.61	6,835.44	(476.83)	
125005300	1,156	ARRIS GROUP INC	02/26/07	02/15/08	6,345.91	15,699.52	(9,353.61)	
	904		07/31/07		4,962.54	13,688.73	(8,726.19)	
	570		09/21/07		3,129.04	8,161.55	(5,032.51)	
	1,180		09/28/07		6,477.66	14,561.20	(8,083.54)	
	947		10/19/07		5,198.59	10,964.84	(5,766.25)	
	1,018		10/24/07		5,588.35	12,275.55	(6,687.20)	
	1,588		11/02/07		8,717.39	18,115.90	(9,398.51)	
	1,177		11/06/07		6,461.19	13,180.25	(6,719.06)	
	104		11/29/07		570.91	1,093.03	(522.12)	
	3,236		11/29/07		17,764.15	33,970.56	(16,206.41)	
	927		01/02/08		5,088.80	8,769.42	(3,680.62)	
	371		01/03/08		2,036.62	3,416.91	(1,380.29)	
	3,083		01/25/08		16,924.25	23,599.44	(6,675.19)	
125005400	479	ASTORIA FINANCIAL CORP	07/07/08	10/14/08	8,861.59	9,141.00	(279.41)	
125005500	498	ASTORIA FINANCIAL CORP	07/07/08	10/31/08	9,477.83	9,503.58	(25.75)	
125005700	65	ATWOOD OCEANICS INC	09/21/07	03/28/08	5,880.83	5,241.60		639.23
	46		09/28/07		4,161.81	3,553.50		608.31
125005800	107	ATWOOD OCEANICS INC	09/28/07	04/17/08	11,484.69	8,265.75		3,218.94
	7		10/19/07		751.33	553.07		198.26
125005900	92	ATWOOD OCEANICS INC	10/19/07	07/02/08	11,148.71	7,268.92		3,879.79
	79		10/24/07		9,573.34	6,127.24		3,446.10
	95		11/02/07		11,512.25	7,772.90		3,739.35

2  
0  
0  
8  
  
Y  
E  
A  
R  
  
E  
N  
D  
  
S  
U  
M  
M  
A  
R  
Y

Ref. 00009223 00080675

CITI GLOBAL IMPACT FUNDING

Account Number 692-17583-11 643

Details of Short-Term Gain (Loss) 2008 - continued

Reference number	Quantity	Security Description	Opening Trade Date	Closing Trade Date	Sale Proceeds	Cost	(Loss)	Gain
125006000	132	ATWOOD OCEANICS INC	01/02/08	12/03/08	\$ 2,080.28	\$ 6,603.30	(# 4,523.02)	
	196		01/03/08		3,088.90	10,260.60	(7,171.70)	
	130		02/04/08		2,048.76	5,830.63	(3,781.87)	
125006100	534	ATWOOD OCEANICS INC	02/04/08	12/05/08	7,136.87	23,950.43	(16,813.56)	
	35		09/15/08		467.77	1,297.62	(829.85)	
125006200	434	ATWOOD OCEANICS INC	09/15/08	12/10/08	6,864.10	16,090.51	(9,226.41)	
	363		09/19/08		5,741.17	14,636.41	(8,895.24)	
125006300	344	BALLY TECHNOLOGIES INC	07/30/07	01/03/08	17,054.49	8,369.42		8,685.07
125006400	77	BALLY TECHNOLOGIES INC	07/30/07	03/26/08	2,864.85	1,873.39		991.46
	237		09/21/07		8,817.80	7,567.32		1,250.48
	481		09/28/07		17,896.03	17,129.95		766.08
125006500	44	BALLY TECHNOLOGIES INC	09/28/07	03/28/08	1,514.03	1,566.98	(52.95)	
	394		10/19/07		13,557.43	14,901.79	(1,344.36)	
	343		10/24/07		11,802.53	13,194.15	(1,391.62)	
	47		11/02/07		1,617.25	1,878.18	(260.93)	
125006600	466	BALLY TECHNOLOGIES INC	11/02/07	05/14/08	19,968.35	18,621.97		1,346.38
125006700	202	BILL BARRETT CORP	04/11/07	02/19/08	9,533.36	7,242.93		2,290.43
125006800	389	BILL BARRETT CORP	04/11/07	02/20/08	18,341.14	13,948.03		4,393.11
125006900	187	BILL BARRETT CORP	04/11/07	03/26/08	8,613.14	6,705.09		1,908.05
	368		06/06/07		16,949.93	13,750.06		3,199.87
	213		06/20/07		9,810.70	8,304.87		1,505.83
125007000	111	BILL BARRETT CORP	06/20/07	03/28/08	5,186.35	4,327.89		858.46
	118		09/21/07		5,513.42	4,653.92		859.50
	313		09/28/07		14,624.57	12,468.98		2,155.59
	133		10/19/07		6,214.28	5,842.21		372.07
125007100	135	BILL BARRETT CORP	10/19/07	05/06/08	7,434.81	5,930.07		1,504.74
	114		10/24/07		6,278.29	4,796.98		1,481.31
125007200	449	BILL BARRETT CORP	11/02/07	10/29/08	8,406.36	20,136.53	(11,730.17)	
	124		11/06/07		2,321.57	5,649.77	(3,328.20)	
125007300	469	BE AEROSPACE INC	08/01/08	10/08/08	4,496.18	12,016.58	(7,520.40)	
125007400	748	BE AEROSPACE INC	08/01/08	10/17/08	7,499.33	19,165.03	(11,665.70)	
	248		08/07/08		2,486.41	6,317.65	(3,831.24)	
125007500	360	BE AEROSPACE INC	08/07/08	10/20/08	3,783.18	9,170.79	(5,387.61)	
	599		08/11/08		6,294.80	16,454.71	(10,159.91)	
125007800	759	BEBE STORES INC	03/08/07	01/11/08	7,674.51	13,501.02	(5,826.51)	
	755		06/01/07		7,634.07	13,776.71	(6,142.64)	
	502		09/21/07		5,075.89	7,585.22	(2,509.33)	

2  
0  
0  
8  
  
Y  
E  
A  
R  
  
E  
N  
D  
  
S  
U  
M  
M  
A  
R  
Y

Ref: 00009223 00080676

CITI GLOBAL IMPACT FUNDING

Account Number 692-17583-11 643

2  
0  
0  
8  
  
Y  
E  
A  
R  
  
E  
N  
D  
  
S  
U  
M  
M  
A  
R  
Y

Details of Short Term Gain/(Loss) 2008 - continued								
Reference number	Quantity	Security Description	Opening Trade Date	Closing Trade Date	Sale Proceeds	Cost	(Loss)	Gain
	892		09/28/07		\$ 9,019.32	\$ 13,157.00	(\$ 4,137.68)	
	600		10/19/07		6,068.81	8,616.00	(2,549.19)	
	738		10/24/07		7,462.17	10,531.26	(3,069.09)	
	1,284		11/02/07		12,982.97	18,117.24	(5,134.27)	
	889		11/06/07		8,988.99	12,099.29	(3,110.30)	
	673		11/29/07		6,804.93	8,749.00	(1,944.07)	
	364		01/03/08		3,680.53	4,553.64	(873.11)	
125007900	334	BELDEN INC	06/21/07	03/26/08	12,074.00	19,482.62	(7,408.62)	
	157		06/25/07		5,675.50	8,970.24	(3,294.74)	
	261		07/09/07		9,435.07	15,169.16	(5,734.09)	
	22		07/16/07		795.30	1,287.44	(492.14)	
125008000	476	BELDEN INC	07/16/07	03/28/08	16,570.18	27,855.52	(11,285.34)	
	138		09/21/07		4,803.96	6,999.30	(2,195.34)	
	235		09/28/07		8,180.66	11,114.80	(2,934.14)	
	4		10/19/07		139.25	227.40	(88.15)	
125008100	134	BELDEN INC	10/19/07	08/08/08	5,319.49	7,617.84	(2,298.35)	
	191	TRADE AS OF 08/08/08	10/24/07		7,582.25	11,143.85	(3,561.60)	
125008200	35	BELDEN INC	10/24/07	08/11/08	1,411.41	2,042.07	(630.66)	
	28		11/02/07		1,129.12	1,579.20	(450.08)	
125008300	37	BELDEN INC	11/06/07	11/03/08	797.97	2,060.53	(1,262.56)	
125008700	2,495	BOOKHAM INC	10/19/07	10/14/08	2,192.34	7,784.22	(5,591.88)	
125008800	4,327	BOOKHAM INC	11/02/07	10/28/08	2,192.91	11,985.35	(9,792.44)	
125008900	46	BOOKHAM INC	11/02/07	10/29/08	21.82	124.65	(102.83)	
	1,392		11/06/07		674.83	3,980.98	(3,306.15)	
125009000	2,077	BOOKHAM INC	11/06/07	10/30/08	1,050.95	5,940.01	(4,889.06)	
	911		11/29/07		460.96	2,186.31	(1,725.35)	
	455		01/02/08		230.23	1,096.50	(866.27)	
	3,024		01/03/08		1,530.14	6,834.24	(5,304.10)	
125009100	1,823	BOYD GAMING CORP	05/07/08	10/03/08	15,289.59	33,738.26	(18,448.67)	
125009200	1,823	BOYD GAMING CORP	05/07/08	10/06/08	12,179.21	33,738.26	(21,559.05)	
125009300	480	BUCYRUS INTERNATIONAL INC	10/06/08	12/05/08	7,180.75	15,472.99	(8,292.24)	
125009400	673	CARPENTER TECHNOLOGY CORP	06/04/08	12/05/08	9,911.55	34,991.89	(25,080.34)	
	331		06/05/08		4,874.77	16,036.49	(11,161.72)	
	454		07/07/08		6,686.25	18,913.14	(12,226.89)	
	411		09/22/08		6,052.97	13,052.33	(6,999.36)	
125009600	1,436	CATHAY GENERAL BANCORP	04/02/08	04/10/08	24,838.21	31,561.41	(6,723.20)	

Ref: 00009223 00080677

CITI GLOBAL IMPACT FUNDING  
Account Number 692-17583-11 643

Details of Short Term Gain (Loss) 2008 - continued

Reference number	Quantity	Security Description	Opening Trade Date	Closing Trade Date	Sale Proceeds	Cost	(Loss)	Gain
125009700	868	CERADYNE INC-CALIF FULL PRICE IS 31.26007700	11/29/07	03/26/08	\$ 27,133.45	\$ 44,616.94	(\$ 17,483.49)	
125009800	217	CERADYNE INC-CALIF	11/29/07	03/28/08	7,026.83	11,154.23	(4,127.40)	
	526	FULL PRICE IS 32.38207600	11/30/07		17,032.78	27,501.70	(10,468.92)	
	100		12/28/07		3,238.17	4,725.80	(1,487.63)	
125009900	474	CERADYNE INC-CALIF	12/28/07	04/28/08	17,750.62	22,400.29	(4,649.67)	
	14		01/02/08		524.28	633.78	(109.50)	
125010000	155	CERADYNE INC-CALIF	01/02/08	06/24/08	5,818.81	7,016.83	(1,198.02)	
	50		01/03/08		1,877.03	2,293.50	(416.47)	
	203		01/10/08		7,620.76	9,408.40	(1,787.64)	
125010100	423	CERADYNE INC-CALIF	01/10/08	07/11/08	15,228.09	19,604.70	(4,378.61)	
125010200	9	CERADYNE INC-CALIF	01/10/08	10/28/08	156.21	417.12	(260.91)	
	556		02/21/08		9,650.38	25,782.33	(16,131.95)	
	784		02/26/08		13,607.73	28,045.80	(14,438.07)	
125010300	779	CHART INDUSTRIES INC	12/03/07	03/26/08	27,147.85	21,892.86		5,254.99
125010400	194	CHART INDUSTRIES INC	12/03/07	03/28/08	6,611.45	5,452.14		1,159.31
	518		12/04/07		17,653.24	14,570.25		3,082.99
125010500	237	CHART INDUSTRIES INC	12/04/07	06/30/08	11,569.58	6,666.31		4,903.27
125010600	205	CHART INDUSTRIES INC	12/04/07	06/30/08	10,007.45	5,766.22		4,241.23
	7		12/11/07		341.72	206.71		135.01
125010700	189	CHART INDUSTRIES INC	12/11/07	07/23/08	9,248.05	5,581.21		3,666.84
125010800	163	CHART INDUSTRIES INC	12/11/07	07/24/08	7,606.17	4,813.42		2,792.75
125010900	123	CHART INDUSTRIES INC	12/11/07	07/24/08	5,739.62	3,632.21		2,107.41
125011000	307	CHART INDUSTRIES INC	12/11/07	07/31/08	16,532.86	9,065.78		7,467.08
125011100	117	CHART INDUSTRIES INC	12/11/07	08/05/08	4,967.85	3,455.03		1,512.82
	35		01/02/08		1,486.11	1,084.98		401.13
	923		01/03/08		39,190.82	27,699.96		11,490.86
125011200	32	CHART INDUSTRIES INC	01/03/08	08/06/08	1,393.70	960.35		433.35
	428		05/02/08		18,640.79	15,625.08		3,015.71
125011500	216	CHEESECAKE FACTORY INC	09/21/07	03/26/08	4,741.58	5,249.88	(508.30)	
	156	FULL PRICE IS 21.95202400	09/28/07		3,424.48	3,687.68	(263.20)	
125011600	371	CHEESECAKE FACTORY INC	09/28/07	03/28/08	7,808.10	8,770.07	(961.97)	
	274	FULL PRICE IS 21.04634200	10/19/07		5,766.63	6,274.05	(507.42)	
	163		10/24/07		3,430.52	3,662.15	(231.63)	
125011700	423	CHEESECAKE FACTORY INC	10/24/07	07/29/08	6,000.77	9,503.60	(3,502.83)	
	602		11/02/07		8,540.10	13,068.22	(4,528.12)	

2  
0  
0  
8  
  
Y  
E  
A  
R  
  
E  
N  
D  
  
S  
U  
M  
M  
A  
R  
Y

Ref: 00009223 00080678

CITI GLOBAL IMPACT FUNDING

Account Number 692-17583-11 643

Details of Short Term Gain (Loss) 2008 - continued

Reference number	Quantity	Security Description	Opening Trade Date	Closing Trade Date	Sale Proceeds	Cost	(Loss)	Gain
	443		11/06/07		\$ 6,284.49	\$ 9,891.30	(\$ 3,606.81)	
	331		11/29/07		4,695.64	7,648.75	(2,953.11)	
	400		01/02/08		5,674.49	8,756.20	(3,080.71)	
	107		01/03/08		1,517.93	2,279.10	(761.17)	
125011800	146	CHIPOTLE MEXICAN GRILL	08/05/08	11/20/08	5,867.31	10,392.28	(4,524.97)	
125011900	320	CHOICE HOTELS INTL INC	03/15/07	01/08/08	10,174.11	11,741.86	(1,667.75)	
125012000	389	CHOICE HOTELS INTL INC	03/15/07	01/09/08	12,208.15	14,273.69	(2,065.54)	
	188		03/19/07		5,900.08	6,819.30	(919.22)	
125012100	415	CHOICE HOTELS INTL INC	04/30/07	03/26/08	14,043.48	15,631.56	(1,588.08)	
	146		06/04/07		4,906.75	6,075.95	(1,169.20)	
125012200	174	CHOICE HOTELS INTL INC	06/04/07	03/28/08	5,907.23	7,291.14	(1,383.91)	
	41		06/04/07		1,391.93	1,718.03	(326.10)	
	402		08/13/07		13,647.74	14,433.77	(786.03)	
	134		09/21/07		4,549.26	5,259.50	(710.24)	
125012300	89	CHOICE HOTELS INTL INC	09/21/07	05/19/08	3,042.77	3,493.25	(450.48)	
	516		09/28/07		17,641.22	19,401.60	(1,760.38)	
	239		10/19/07		8,171.03	9,404.65	(1,233.62)	
	367		10/24/07		12,547.15	14,037.75	(1,490.60)	
	135		11/02/07		4,615.44	5,046.95	(431.51)	
	368		11/06/07		12,581.33	13,201.93	(620.60)	
	189		11/29/07		6,461.61	6,542.69	(81.08)	
	33		01/02/08		1,128.22	1,087.68		40.54
	281		01/03/08		9,606.93	9,117.78		489.15
125012600	658	CINCINNATI BELL INC	09/17/07	03/28/08	2,776.79	3,118.46	(341.67)	
	2,844		09/21/07		12,001.83	14,559.86	(2,558.03)	
	501		09/24/07		2,114.25	2,504.70	(390.45)	
	1,183		09/28/07		4,992.32	5,796.70	(804.38)	
125012700	2,205	CINCINNATI BELL INC	09/28/07	09/23/08	6,987.61	10,804.50	(3,816.89)	
125012800	152	CINCINNATI BELL INC	09/28/07	09/24/08	481.33	744.80	(263.47)	
	203		10/19/07		642.84	1,048.97	(406.13)	
125012900	1,318	CINCINNATI BELL INC	10/19/07	09/25/08	4,191.48	6,797.59	(2,606.11)	
	83		10/24/07		263.95	446.13	(182.18)	
125013000	2,362	CINCINNATI BELL INC	10/24/07	10/10/08	4,458.01	12,695.75	(8,237.74)	
	300		11/02/07		566.22	1,596.00	(1,029.78)	
125013100	3,161	CINCINNATI BELL INC	11/02/07	10/13/08	6,754.70	16,816.52	(10,061.82)	
125013200	887	CINCINNATI BELL INC	11/02/07	10/14/08	2,057.92	4,718.84	(2,660.92)	
	2,856		11/06/07		6,626.16	15,049.69	(8,423.53)	

2008 YEAR END SUMMARY

Ref: 00009223 00080679

CITI GLOBAL IMPACT FUNDING  
Account Number 692-17583-11 643

Details of Short Term Gain/(Loss) 2008 continued

Reference number	Quantity	Security Description	Opening Trade Date	Closing Trade Date	Sale Proceeds	Cost	(Loss)	Gain
125013300	2,348	CINCINNATI BELL INC	11/29/07	10/16/08	\$ 4,959.41	\$ 11,504.02	(\$ 6,544.61)	
	970		01/02/08		2,048.82	4,393.13	(2,344.31)	
	255		01/03/08		538.61	1,137.05	(598.44)	
125013400	65	CINCINNATI BELL INC	11/06/07	10/16/08	137.29	342.52	(205.23)	
	105		11/29/07		221.77	514.45	(292.68)	
125013500	1,430	CINEMARK HOLDINGS INC	04/25/07	03/26/08	20,465.22	27,248.94	(6,783.72)	
125013600	750	CINEMARK HOLDINGS INC	04/25/07	03/28/08	9,899.96	14,291.40	(4,391.44)	
	675		07/20/07		8,909.97	11,803.19	(2,893.22)	
125013700	333	CINEMARK HOLDINGS INC	07/20/07	05/30/08	4,825.87	5,822.90	(997.03)	
	315		09/21/07		4,565.02	5,826.30	(1,261.28)	
	588		09/28/07		8,521.36	11,112.08	(2,590.72)	
	56		10/19/07		811.55	1,004.91	(193.35)	
125013800	424	CINEMARK HOLDINGS INC	10/19/07	07/17/08	5,163.70	7,608.59	(2,444.89)	
	562		10/24/07		6,844.34	9,649.54	(2,805.20)	
	938		11/02/07		11,423.46	16,114.84	(4,691.38)	
	636		11/06/07		7,745.55	10,996.38	(3,250.83)	
	194		11/29/07		2,362.64	3,273.71	(911.07)	
	194		01/02/08		2,362.64	3,280.52	(917.88)	
405	01/03/08	4,932.29	6,832.35	(1,900.06)				
125013900	159	CITY NATIONAL CORP	03/18/08	03/26/08	8,258.36	8,159.88		98.48
125014000	198	CITY NATIONAL CORP	03/18/08	03/28/08	9,712.19	10,161.36	(449.17)	
125014100	100	CITY NATIONAL CORP	03/18/08	06/10/08	4,574.04	5,132.00	(557.96)	
	323		03/24/08		14,774.17	17,786.58	(3,012.41)	
125014200	140	CITY NATIONAL CORP	03/24/08	09/08/08	8,034.96	7,709.35		325.61
	119		04/14/08		6,829.71	5,543.60		1,286.11
125014300	255	CITY NATIONAL CORP	04/14/08	09/18/08	15,875.98	11,879.16		3,996.80
125014400	25	CITY NATIONAL CORP	04/14/08	09/19/08	1,573.62	1,164.62		409.00
	215		04/22/08		13,533.16	9,736.28		3,796.88
125014500	230	CITY NATIONAL CORP	04/22/08	09/29/08	12,435.59	10,415.55		2,020.04
125014700	118	COINSTAR INC	03/26/07	03/26/08	3,342.90	3,653.16	(310.26)	
125014800	227	COINSTAR INC	03/28/07	03/28/08	6,510.31	7,053.39	(543.08)	
	212		09/21/07		6,080.11	6,995.98	(915.87)	
	302		09/28/07		8,661.29	9,730.43	(1,069.14)	
125014900	106	COINSTAR INC	06/28/07	05/02/08	3,843.27	3,415.32		427.95
	232		10/19/07		8,411.69	7,839.26		572.43
	45		10/24/07		1,631.58	1,541.25		90.33

2  
0  
0  
8  
  
Y  
E  
A  
R  
  
E  
N  
D  
  
S  
U  
M  
M  
A  
R  
Y

Ref 00009223 00080680

CITI GLOBAL IMPACT FUNDING  
Account Number 692-17583-11 643

2  
0  
8  
Y  
E  
A  
R  
E  
N  
D  
S  
U  
M  
M  
A  
R  
Y

Details of Short Term Gain/(Loss) 2008 - continued

Reference number	Quantity	Security Description	Opening Trade Date	Closing Trade Date	Sale Proceeds	Cost	(Loss)	Gain
125015000	1,334	COLLECTIVE BRANDS INC	09/21/07	03/26/08	\$ 17,130.77	\$ 29,142.96	(\$ 12,012.19)	
	210		09/28/07		2,696.75	4,675.65	(1,978.90)	
	60		10/01/07		770.50	1,319.38	(548.88)	
125015100	667	COLLECTIVE BRANDS INC	10/01/07	03/28/08	7,824.82	14,667.06	(6,842.24)	
	340		10/19/07		3,988.67	6,262.80	(2,274.13)	
	235		10/24/07		2,756.87	4,390.98	(1,634.11)	
	518		10/30/07		6,076.85	9,741.51	(3,664.66)	
125015200	907	COLLECTIVE BRANDS INC	10/30/07	09/04/08	15,707.61	17,057.04	(1,349.43)	
125015300	878	COLLECTIVE BRANDS INC	10/30/07	09/19/08	16,886.64	16,511.67		374.97
	70		11/02/07		1,346.32	1,188.95		157.37
125015400	760	COLLECTIVE BRANDS INC	11/02/07	10/10/08	10,251.28	12,908.60	(2,657.32)	
	350		11/06/07		4,720.98	5,895.75	(1,174.77)	
125015600	678	COLONIAL BANCGROUP INC	03/19/08	03/26/08	7,416.42	8,182.17	(765.75)	
125015700	920	COLONIAL BANCGROUP INC	03/19/08	03/28/08	9,098.69	11,102.65	(2,003.96)	
125015800	2,557	COLONIAL BANCGROUP INC	03/19/08	06/16/08	12,216.50	30,858.14	(18,641.64)	
	125		04/11/08		597.21	1,186.55	(589.34)	
125015900	2,227	COLONIAL BANCGROUP INC	04/11/08	06/17/08	9,777.59	21,139.57	(11,361.98)	
	1,626		04/21/08		7,138.91	13,008.00	(5,869.09)	
	382		04/22/08		1,677.16	3,189.39	(1,512.23)	
125016000	2,458	COLONIAL BANCGROUP INC	08/07/08	12/04/08	6,406.49	17,403.62	(10,997.13)	
125016100	51	COMMSCOPE INC	09/21/07	03/26/08	1,878.29	2,681.58	(803.29)	
125016200	104	COMMSCOPE INC	09/21/07	03/28/08	3,665.96	5,468.32	(1,802.36)	
	206		09/28/07		7,261.42	10,415.42	(3,154.00)	
	74		10/19/07		2,608.47	3,922.74	(1,314.27)	
	98		10/31/07		3,454.46	4,614.00	(1,159.54)	
125016300	350	COMMSCOPE INC	10/31/07	05/08/08	17,718.44	16,478.56		1,239.88
125016400	1	COMMSCOPE INC	10/31/07	06/25/08	54.17	47.08		7.09
	241		11/02/07		13,054.85	11,102.15		1,952.70
	121		11/06/07		6,554.51	5,480.31		1,074.20
	81		11/29/07		4,387.73	3,282.93		1,104.80
	20		12/07/07		1,083.38	943.39		139.99
125016500	561	COMMSCOPE INC	12/07/07	10/23/08	10,771.42	26,462.21	(15,690.79)	
	138		01/02/08		2,649.65	6,598.75	(3,949.10)	
	48		01/03/08		921.62	2,276.16	(1,354.54)	
	477		04/07/08		9,158.58	17,970.02	(8,811.44)	
125016700	180	COMSTOCK RES INC NEW	09/21/07	03/26/08	6,830.92	5,825.66		1,005.26
	37		09/28/07		1,404.14	1,148.67		255.47

Ref: 00009223 00080681

CITI GLOBAL IMPACT FUNDING

Account Number 692-17583-11 643

Details of Short-Term Gain/(Loss) 2008 - continued

2  
0  
0  
8  
  
Y  
E  
A  
R  
  
E  
N  
D  
  
S  
U  
M  
M  
A  
R  
Y

Reference number	Quantity	Security Description	Opening Trade Date	Closing Trade Date	Sale Proceeds	Cost	(Loss)	Gain
125016800	566	COMSTOCK RES INC NEW	09/28/07	03/28/08	\$ 22,698.33	\$ 17,571.47		\$ 5,126.86
	282		10/19/07		11,309.06			10,010.97
125016900	49	COMSTOCK RES INC NEW	10/19/07	04/23/08	2,195.89	1,739.50		456.39
	291		10/24/07		13,040.92			10,170.45
125017000	60	COMSTOCK RES INC NEW	10/24/07	06/10/08	4,184.88	2,097.00		2,067.88
	200		11/02/07		13,882.94			7,065.98
125017100	326	COMSTOCK RES INC NEW	11/02/07	06/30/08	27,239.55	11,517.55		15,722.00
125017200	72	COMSTOCK RES INC NEW	11/02/07	07/23/08	4,346.13	2,543.75		1,802.38
	145		11/06/07		8,752.63			5,585.63
125017300	181	COMSTOCK RES INC NEW	11/06/07	10/29/08	7,390.22	6,972.41		417.81
125017500	852	CONTINENTAL AIRLINES INC CL B	12/14/07	02/04/08	23,679.71	21,244.02		2,435.69
125017600	844	CONTINENTAL AIRLINES INC CL B	12/14/07	02/25/08	23,822.22	21,044.55		2,777.67
125017700	136	CONTINENTAL AIRLINES INC CL B	12/14/07	03/14/08	2,687.34	3,391.06	(703.72)	
	157		01/02/08		3,102.30	3,288.37	(186.07)	
	54		01/03/08		1,067.03	1,137.24	(70.21)	
	405		01/07/08		8,002.76	8,218.87	(216.11)	
126017800	355	CONTINENTAL AIRLINES INC CL B	12/14/07	03/14/08	7,014.76	8,851.68	(1,836.92)	
125017900	2,527	CONTINENTAL AIRLINES INC CL B	01/07/08	03/17/08	46,471.01	51,281.67	(4,810.66)	
	56		01/10/08		1,029.83	1,153.33	(123.50)	
	1,078		01/15/08		19,824.20	27,388.96	(7,564.76)	
125018000	297	CURTISS-WRIGHT CORP TRADE AS OF 07/28/08	04/04/08	07/28/08	15,219.44	13,229.83		1,989.61
125018100	195	DOLLAR FINANCIAL CORP FULL PRICE IS 21 72046000	08/23/07	03/26/08	4,235.44	4,711.34	(475.90)	
	129		08/24/07		2,801.91	3,116.19	(314.28)	
	90		09/21/07		1,954.83	2,493.67	(538.84)	
125018200	99	DOLLAR FINANCIAL CORP FULL PRICE IS 22.88 186500	09/21/07	03/28/08	2,265.28	2,743.03	(477.75)	
	462		09/28/07		10,571.31	13,173.70	(2,602.39)	
	182		10/19/07		4,164.45	5,486.83	(1,322.38)	
125018300	129	DOLLAR FINANCIAL CORP	10/19/07	04/04/08	2,983.92	3,889.01	(905.09)	
	340		10/24/07		7,864.60	10,529.32	(2,664.72)	
	222		11/02/07		5,135.12	7,055.59	(1,920.47)	
125018400	442	DOLLAR FINANCIAL CORP	11/02/07	04/24/08	10,178.36	14,047.61	(3,869.25)	
	452		11/06/07		10,408.64	14,290.43	(3,881.79)	
	221		11/29/07		5,089.18	6,553.68	(1,464.50)	
	36		01/02/08		829.01	1,092.96	(263.95)	
	232		01/03/08		5,342.49	6,835.65	(1,493.16)	
125018500	557	DRIL QUIP INC	04/11/08	10/20/08	15,374.11	29,251.24	(13,877.13)	



Ref: 00009223 00080682

CITI GLOBAL IMPACT FUNDING

Account Number 692-17583-11 643

Details of Short-Term Gain (Loss) 2008 - continued

Reference number	Quantity	Security Description	Opening Trade Date	Closing Trade Date	Sale Proceeds	Cost	(Loss)	Gain
125018600	54	DRIL QUIP INC	04/11/08	10/22/08	\$ 1,376.93	\$ 2,835.85	(\$ 1,458.92)	
	37		04/17/08		943.45	2,204.80	(1,261.35)	
125018700	264	DRIL QUIP INC	04/17/08	10/23/08	6,076.58	15,731.52	(9,654.94)	
	62		05/01/08		1,427.08	3,529.42	(2,102.34)	
125018800	148	DRIL QUIP INC	05/01/08	10/24/08	3,119.70	8,311.21	(5,191.51)	
	117		05/06/08		2,500.04	6,916.27	(4,416.23)	
125018900	609	EMERITUS CORP	06/28/07	02/13/08	12,922.84	18,879.00	(5,956.16)	
	144		09/21/07		3,055.65	4,065.38	(1,009.73)	
	544		09/28/07		11,543.55	15,276.39	(3,732.84)	
	175		10/19/07		3,713.48	5,499.74	(1,786.28)	
	364		10/24/07		7,723.99	11,393.05	(3,669.06)	
	454		11/02/07		9,633.77	14,087.82	(4,453.85)	
	353		11/06/07		7,490.58	11,034.50	(3,543.92)	
	89		01/03/08		1,888.56	2,289.08	(400.52)	
125019100	591	FELCOR LODGING TR INC	08/08/07	03/28/08	7,248.76	13,386.98	(6,140.22)	
	103		09/21/07		1,262.97	2,168.15	(905.18)	
125019400	751	FELCOR LODGING TR INC	11/29/07	11/19/08	793.27	13,124.93	(12,331.66)	
	1,288		12/12/07		1,360.50	23,233.97	(21,873.47)	
	359		01/02/08		379.21	5,481.00	(5,101.79)	
	525		01/03/08		554.56	7,985.25	(7,430.69)	
125019600	3,398	FINISAR CORP	03/30/07	03/28/08	4,349.39	11,710.87	(7,361.48)	
	4,273		05/09/07		5,469.38	15,044.81	(9,575.43)	
	2,196		09/21/07		2,810.85	6,407.93	(3,597.08)	
	1,038		09/27/07		1,328.62	2,992.24	(1,663.62)	
125019700	632	FIRST HORIZON NATL CORP	03/20/08	03/26/08	10,686.68	10,747.09	(60.41)	
125019800	624	FIRST HORIZON NATL CORP	03/20/08	03/28/08	9,359.89	10,611.06	(1,251.17)	
	266		03/24/08		3,989.96	4,795.26	(805.30)	
125019900	1,366	FIRST HORIZON NATL CORP	03/24/08	07/07/08	8,418.61	24,625.29	(16,206.68)	
	1,366		03/25/08		8,418.61	24,285.16	(15,866.55)	
	839		04/01/08		5,170.73	12,421.90	(7,251.17)	
	1,196		04/11/08		7,370.91	15,789.47	(8,418.56)	
	827		04/17/08		5,096.77	10,792.02	(5,695.25)	
	1,918		04/29/08		11,820.57	21,163.21	(9,342.64)	
	1,451		06/04/08		8,942.46	14,681.07	(5,738.61)	
125020000	2599	FIRST HORIZON NATL CORP	08/25/08	10/01/08	2.25	2.57	(.32)	
	1085	CASH IN LIEU OF .61415	09/08/08		.94	1.34	(.40)	
	.0855	RECORD 09/12/08 PAY 10/01/08	09/18/08		.74	.84	(.10)	
	.1602		09/29/08		1.38	1.34		

2  
0  
0  
8  
  
Y  
E  
A  
R  
  
E  
N  
D  
  
S  
U  
M  
M  
A  
R  
Y

Ref: 00009223 00080683

CITI GLOBAL IMPACT FUNDING  
Account Number 692-17583-11 643

Details of Short Term Gain/(Loss) 2008 continued

Reference number	Quantity	Security Description	Opening Trade Date	Closing Trade Date	Sale Proceeds	Cost	(Loss)	Gain
125020100	358	FOUNDATION COAL HOLDINGS INC	04/11/07	01/15/08	\$ 18,415.88	\$ 13,400.94		\$ 5,014.94
	210		04/26/07		10,802.61	8,271.12		2,531.49
125020200	85	FOUNDATION COAL HOLDINGS INC	04/26/07	02/04/08	4,813.28	3,347.84		1,465.44
	323		05/21/07		18,290.45	13,791.97		4,498.48
	62		06/18/07		3,510.85	2,571.93		938.92
125020300	125	FOUNDATION COAL HOLDINGS INC	06/18/07	02/19/08	6,999.92	5,185.35		1,814.57
125020400	171	FOUNDATION COAL HOLDINGS INC	06/18/07	03/26/08	8,661.07	7,093.56		1,567.51
	273		09/21/07		13,827.32	10,479.92		3,347.40
	334		09/28/07		16,916.95	13,192.87		3,724.08
	114		10/19/07		5,774.05	4,730.70		1,043.35
125020500	282	FOUNDATION COAL HOLDINGS INC	10/19/07	03/28/08	14,108.33	11,702.27		2,406.06
	300		10/24/07		15,008.86	12,666.00		2,342.86
125020600	32	FOUNDATION COAL HOLDINGS INC	10/24/07	06/27/08	2,775.53	1,351.04		1,424.49
	153		11/02/07		13,270.52	6,332.87		6,937.85
125020700	391	GEO GROUP INC	03/04/08	03/26/08	10,692.32	10,248.70		443.62
125020800	434	GEO GROUP INC	03/04/08	03/28/08	12,131.72	11,375.79		755.93
125020900	162	GEO GROUP INC	03/04/08	05/07/08	4,042.95	4,246.26	(203.31)	
	979		03/05/08		24,432.37	25,905.42	(1,473.05)	
125021100	352	GASCO ENERGY INC	05/29/07	03/26/08	827.82	688.16		139.66
125021200	1,109	GASCO ENERGY INC	05/29/07	03/28/08	2,661.57	2,168.10		493.47
	1,838		05/30/07		4,411.15	3,921.01		490.14
	1,468		06/07/07		3,523.16	3,267.62		255.54
	2,291		06/19/07		5,498.34	6,070.23	(571.89)	
	1,533		09/21/07		3,679.16	2,912.70		766.46
	2,385		09/28/07		5,723.93	4,483.32		1,240.61
125021300	1,965	GASCO ENERGY INC	09/28/07	04/18/08	6,312.72	3,693.81		2,618.91
125021400	1,945	GASCO ENERGY INC	09/28/07	05/15/08	7,000.60	3,656.21		3,344.39
	1,436		10/19/07		5,168.56	3,170.83		1,997.73
125021500	2,855	GASCO ENERGY INC	10/19/07	05/19/08	11,362.83	6,304.13		5,058.70
	94		10/24/07		374.12	219.02		155.10
125021800	269	GAYLORD ENTERTAINMENT CO NEW	08/02/07	03/28/08	7,943.48	13,404.83	(5,461.35)	
	176		09/21/07		5,197.22	9,334.90	(4,137.68)	
	243		09/28/07		7,175.71	13,100.10	(5,924.39)	
125021900	233	GAYLORD ENTERTAINMENT CO NEW	09/28/07	07/18/08	6,313.45	12,561.01	(6,247.56)	
	295		10/19/07		7,993.42	15,672.35	(7,678.93)	
	87		10/24/07		2,357.38	4,660.70	(2,303.32)	

2  
0  
0  
8  
  
Y  
E  
A  
R  
  
E  
N  
D  
  
S  
U  
M  
M  
A  
R  
Y

Ref 00009223 00080684

CITI GLOBAL IMPACT FUNDING

Account Number 692-17583-11 643

Details of Short Term Gain (Loss) 2008 *continued*

Reference number	Quantity	Security Description	Opening Trade Date	Closing Trade Date	Sale Proceeds	Cost	(Loss)	Gain
125022000	257	GAYLORD ENTERTAINMENT CO	10/24/07	09/19/08	\$ 8,890.40	\$ 13,767.83	(\$ 4,877.43)	
	207	NEW	11/02/07		7,160.75	10,289.97	(3,129.22)	
125022100	48	GENERAL CABLE CORP	10/24/07	02/13/08	2,943.68	3,230.58	(286.90)	
	318		11/02/07		20,349.80	21,111.29	(761.49)	
	37		11/06/07		2,367.74	2,612.20	(244.46)	
125022200	197	GENERAL CABLE CORP	11/06/07	03/26/08	12,056.28	13,908.20	(1,851.92)	
	73		11/29/07		4,467.56	5,436.31	(968.75)	
	30		01/02/08		1,835.98	2,179.20	(343.22)	
	16		01/03/08		979.19	1,162.08	(182.89)	
	87		01/16/08		5,324.35	4,891.21		433.14
125022300	356	GENERAL CABLE CORP	01/16/08	03/28/08	21,215.31	19,958.38		1,256.93
125022400	69	GENERAL CABLE CORP	01/16/08	12/03/08	1,060.63	3,879.24	(2,818.61)	
	433		01/18/08		6,655.81	22,189.21	(15,533.40)	
125022500	113	GENESEE & WYOMING INC CLASS A	01/05/07	01/02/08	2,846.18	2,886.02	(239.84)	
	78		01/08/07		1,826.57	2,001.48	(174.91)	
	159		09/21/07		3,723.39	4,653.93	(930.54)	
	428		09/28/07		10,022.71	12,473.93	(2,451.22)	
	160		10/19/07		3,746.81	4,686.40	(939.59)	
	240		10/24/07		5,620.21	7,044.00	(1,423.79)	
	322		11/02/07		7,540.45	9,067.52	(1,527.07)	
	276		11/06/07		6,463.24	7,681.05	(1,217.81)	
	174		11/29/07		4,074.65	4,366.22	(291.57)	
125022600	131	GOODRICH PETE CORP NEW	06/05/08	11/24/08	4,479.31	6,755.64	(2,276.33)	
125022700	220	GOODRICH PETE CORP NEW	06/05/08	11/26/08	8,080.02	11,345.36	(3,265.34)	
125022800	1,478	GREY WOLF INC	06/23/08	08/25/08	12,514.01	13,930.30	(1,416.29)	
	2,046		06/24/08		17,323.18	19,263.29	(1,940.11)	
125023000	520	HAIN CELESTIAL GROUP INC	06/18/07	03/28/08	14,379.32	15,099.50	(720.18)	
	230	FULL PRICE IS 27.65284900	07/13/07		6,360.08	6,400.83	(40.75)	
	338		07/16/07		9,346.56	9,416.78	(70.22)	
	102		09/21/07		2,820.56	3,208.92	(388.36)	
125023100	361	HAIN CELESTIAL GROUP INC	09/21/07	09/19/08	10,367.21	11,357.06	(989.85)	
	312		09/28/07		8,960.03	9,971.05	(1,011.02)	
125023300	498	HEALTHEXTRAS INC	09/12/07	03/28/08	12,121.18	13,316.02	(1,194.84)	
	265		09/21/07		6,450.03	6,890.66	(440.63)	
125023400	26	HEALTHEXTRAS INC	09/21/07	04/18/08	703.88	676.07		27.81
	444		09/28/07		12,020.07	12,471.86	(451.79)	
	210		10/19/07		5,685.17	5,897.64	(212.47)	

2  
0  
8  
  
Y  
E  
A  
R  
  
E  
N  
D  
  
S  
U  
M  
M  
A  
R  
Y

Ref: 00009223 00080685

CITI GLOBAL IMPACT FUNDING

Account Number 692-17583-11 643

Details of Short Term Gain/(Loss) 2008 - continued

Reference number	Quantity	Security Description	Opening Trade Date	Closing Trade Date	Sale Proceeds	Cost	(Loss)	Gain
125023500	153	HEALTHEXTRAS INC	10/19/07	05/21/08	\$ 4,515.71	\$ 4,296.85		\$ 218.86
	357		10/24/07		10,536.65	10,152.36		384.29
125023600	684	HEALTHWAYS INC FULL PRICE IS 33.70740400	01/30/08	03/26/08	23,055.60	37,894.56	(14,838.96)	
125023700	484	HEALTHWAYS INC	01/30/08	03/28/08	16,777.46	25,706.25	(8,928.79)	
	77	FULL PRICE IS 36.15872900	01/30/08		2,784.19	4,265.91	(1,481.72)	
	282		02/12/08		10,196.65	13,046.00	(2,849.35)	
125023800	318	HELMERICH & PAYNE INC	03/19/07	02/04/08	13,185.92	9,301.44		3,884.48
	101		09/21/07		4,187.98	3,484.50		703.48
	90		09/28/07		3,731.86	2,970.90		760.96
125023900	204	HELMERICH & PAYNE INC	09/28/07	03/03/08	9,348.61	6,734.04		2,614.57
	407		10/01/07		18,651.38	13,655.17		4,996.21
125024000	123	HELMERICH & PAYNE INC	10/01/07	03/26/08	5,692.38	4,126.75		1,565.63
	287		10/19/07		13,282.21	9,175.39		4,106.82
125024100	56	HELMERICH & PAYNE INC	10/19/07	03/27/08	2,629.34	1,790.32		839.02
	227		10/24/07		10,658.24	7,030.19		3,628.05
	468		11/02/07		21,973.81	14,866.77		7,107.04
125024200	39	HELMERICH & PAYNE INC	11/02/07	03/28/08	1,804.93	1,238.90		566.03
	184		11/06/07		8,515.59	5,872.32		2,643.27
125024300	126	HELMERICH & PAYNE INC	11/06/07	04/04/08	6,290.89	4,021.27		2,269.62
	222		11/29/07		11,083.95	7,653.98		3,429.97
	303		01/03/08		15,128.10	12,523.02		2,605.08
125024400	1,368	HERCULES OFFSHORE INC FULL PRICE IS 23.42097400	04/11/07	03/26/08	32,039.53	35,564.85	(3,525.32)	
125024500	705	HERCULES OFFSHORE INC	04/11/07	03/28/08	16,906.42	18,328.38	(1,421.96)	
	447		04/24/07		10,719.39	12,737.89	(2,018.50)	
	455		05/15/07		10,911.23	14,400.61	(3,489.38)	
	63		06/20/07		1,510.78	2,241.23	(730.45)	
125024600	340	HERCULES OFFSHORE INC	06/20/07	05/07/08	10,182.19	12,095.50	(1,913.31)	
	149		09/21/07		4,462.19	4,135.49		326.70
125024700	187	HERCULES OFFSHORE INC	09/21/07	05/16/08	6,436.09	5,190.19		1,245.90
	234		09/28/07		8,053.71	6,193.98		1,859.73
125024800	80	HERCULES OFFSHORE INC TRADE AS OF 05/19/08	09/28/07	05/19/08	2,767.93	2,117.60		650.33
125024900	366	HERCULES OFFSHORE INC	09/28/07	09/15/08	5,834.56	9,688.02	(3,853.46)	
	487		10/19/07		7,763.47	12,528.56	(4,765.09)	
	5		10/24/07		79.70	125.10	(45.40)	

2  
0  
8  
  
Y  
E  
A  
R  
  
E  
N  
D  
  
S  
U  
M  
M  
A  
R  
Y

Ref 00009223 00080686

CITI GLOBAL IMPACT FUNDING

Account Number 692-17583-11 643

2  
0  
0  
8  
  
Y  
E  
A  
R  
  
E  
N  
D  
  
S  
U  
M  
M  
A  
R  
Y

Details of Short-Term Gain (Loss) 2008 - continued

Reference number	Quantity	Security Description	Opening Trade Date	Closing Trade Date	Sale Proceeds	Cost	(Loss)	Gain
125025000	404	HERCULES OFFSHORE INC TRADE AS OF 09/18/08	10/24/07	09/18/08	\$ 7,254.94	\$ 10,108.08	(\$ 2,853.14)	
125025100	152	HERCULES OFFSHORE INC	10/24/07	10/06/08	1,360.29	3,803.04	(2,442.75)	
	939		11/02/07		8,403.34	26,188.71	(17,785.37)	
	645		11/06/07		5,772.26	17,589.60	(11,817.34)	
	256		11/29/07		2,291.01	6,563.33	(4,272.32)	
	280		01/02/08		2,505.79	6,579.44	(4,073.65)	
	184		01/03/08		1,646.66	4,555.84	(2,909.18)	
125025200	685	HEXCEL CORP NEW	06/25/07	03/26/08	13,928.91	14,084.56	(155.65)	
	680		06/26/07		13,827.24	14,161.88	(334.64)	
	9		07/02/07		183.01	198.32	(15.31)	
125025300	692	HEXCEL CORP NEW	07/02/07	03/28/08	13,606.02	15,248.92	(1,642.90)	
	366		07/09/07		7,196.25	8,586.29	(1,390.04)	
	186		09/21/07		3,657.11	4,075.26	(418.15)	
	175		09/28/07		3,440.83	4,025.00	(584.17)	
125025500	544	HOLLY CORP-NEW	01/15/08	03/26/08	22,206.86	23,813.44	(1,606.58)	
125025600	686	HOLLY CORP-NEW	01/15/08	03/28/08	29,636.59	30,029.44	(392.85)	
	44		01/22/08		1,900.89	1,902.17	(1.28)	
125025700	340	HOLLY CORP-NEW	01/22/08	05/08/08	13,768.56	14,698.61	(930.05)	
125025800	156	HOLLY CORP-NEW	01/22/08	05/09/08	6,373.00	6,744.07	(371.07)	
	580		02/04/08		23,694.49	28,867.70	(5,173.21)	
	557		03/19/08		22,754.88	24,174.52	(1,419.64)	
125025900	1,084	HORSEHEAD HLDG CORP FULL PRICE IS 12 15621400	10/10/07	03/26/08	13,177.19	25,322.89	(12,145.70)	
125026000	6	HORSEHEAD HLDG CORP FULL PRICE IS 11.77656300	10/10/07	03/28/08	70.66	140.16	(69.50)	
	467		10/11/07		5,499.60	11,207.44	(5,707.84)	
	143		10/19/07		1,684.03	3,122.26	(1,438.23)	
	241		10/24/07		2,838.12	5,256.45	(2,418.33)	
	316		11/02/07		3,721.35	7,039.85	(3,318.50)	
	62		11/05/07		730.14	1,376.40	(646.26)	
125026100	301	HORSEHEAD HLDG CORP	11/05/07	04/04/08	3,675.46	6,682.20	(3,006.74)	
	49		11/06/07		598.33	1,089.76	(491.43)	
	1,100		11/07/07		13,431.91	24,440.02	(11,008.11)	
	200		11/29/07		2,442.17	3,288.40	(846.23)	
	1,388		12/04/07		16,948.63	23,819.47	(6,870.84)	
	197		01/02/08		2,405.53	3,287.14	(881.61)	
	200		01/03/08		2,442.17	3,416.40	(974.23)	

Ref 00009223 00080687

CITI GLOBAL IMPACT FUNDING

Account Number 692-17583-11 643

Details of Short-Term Gain/Loss, 2008 - continued

Reference number	Quantity	Security Description	Opening Trade Date	Closing Trade Date	Sale Proceeds	Cost	(Loss)	Gain		
125026200	770	HUB GROUP INC CL A	08/13/07	02/07/08	\$ 24,491.74	\$ 26,328.15	(\$ 1,836.41)			
	360		08/22/07		11,450.68				12,377.45	(926.77)
	3		09/14/07		95.42				91.41	4.01
125026300	266	HUB GROUP INC CL A	09/14/07	02/12/08	8,986.71	8,105.13		881.58		
	288		09/17/07		9,729.97			8,770.49	959.48	
	194		09/21/07		6,554.22			5,803.03	751.19	
	151		09/28/07		5,101.48			4,544.35	557.13	
125026400	172	HUB GROUP INC CL A	09/28/07	03/28/08	5,913.62	5,176.34		737.28		
	219		FULL PRICE IS 34.38187600		10/19/07			7,529.55	6,250.26	1,279.29
	255		10/24/07		8,787.27			6,536.55	2,230.72	
125026500	123	HUB GROUP INC CL A	10/24/07	03/28/08	4,187.69	3,152.93		1,034.76		
	372		FULL PRICE IS 34.04663900		11/02/07			12,665.20	9,049.73	3,615.47
	83		11/06/07		3,166.30			2,240.02	926.28	
125026600	181	HUB GROUP INC CL A	11/06/07	06/04/08	6,491.38	4,359.60		2,131.78		
	218		11/29/07		7,818.35			5,484.88	2,333.47	
	120		11/30/07		4,303.68			3,119.26	1,184.42	
125026700	908	HUB GROUP INC CL A	11/30/07	06/05/08	32,233.27	23,602.37		8,630.90		
	302		01/02/08		10,720.76			7,675.93	3,044.83	
	51		01/03/08		1,810.45			1,280.30	530.15	
125026800	85	HUB GROUP INC CL A	01/03/08	06/16/08	2,770.42	2,133.84		636.58		
125026900	546	INTEGRA LIFESCIENCES HOLDINGS CORP FULL PRICE IS 45.24541900	01/14/08	03/26/08	24,703.72	23,867.68		836.04		
125027000	495	INTEGRA LIFESCIENCES HOLDINGS CORP FULL PRICE IS 44.15721600	01/14/08	03/28/08	21,857.57	21,638.28		219.29		
125027100	3,422	INTERNATIONAL COAL GROUP	04/22/08	08/01/08	34,604.09	31,598.06		3,006.03		
	2,254		04/24/08		22,792.99			16,944.45	5,848.54	
125027200	567	INTERNATIONAL COAL GROUP	04/24/08	09/18/08	3,865.50	4,262.42	(396.92)			
	773		05/06/08		5,269.89			6,969.06	(1,699.17)	
125027300	1,257	INTERNATIONAL COAL GROUP	05/06/08	10/06/08	5,113.57	11,332.61	(6,219.04)			
	1,471		05/23/08		5,984.14			13,689.27	(7,705.13)	
	511		05/27/08		2,078.79			4,689.70	(2,610.91)	
	1,333		07/03/08		5,422.74			13,596.73	(8,173.99)	
125027500	600	ISLE OF CAPRIS CASINOS INC FULL PRICE IS 7.08100400	09/07/07	03/28/08	4,248.55	10,907.28	(6,658.73)			

2  
0  
0  
8  
  
Y  
E  
A  
R  
  
E  
N  
D  
  
S  
U  
M  
M  
A  
R  
Y

Ref: 00009223 00080688

CITI GLOBAL IMPACT FUNDING

Account Number 692-17583-11 643

Details of Short-Term Gain (Loss) 2008 - continued

Reference number	Quantity	Security Description	Opening Trade Date	Closing Trade Date	Sale Proceeds	Cost	(Loss)	Gain
125027600	148	ISLE OF CAPRIS CASINOS INC	09/07/07	04/29/08	\$ 1,032.20	\$ 2,690.46	(\$ 1,658.26)	
	314		09/21/07		2,189.95	6,201.47	(4,011.52)	
125027700	11	ISLE OF CAPRIS CASINOS INC	09/21/07	05/02/08	77.03	217.25	(140.22)	
	463		09/28/07		3,242.37	9,009.26	(5,766.89)	
125027800	177	ISLE OF CAPRIS CASINOS INC	09/28/07	05/06/08	1,146.30	3,444.14	(2,297.84)	
	390		10/19/07		2,525.74	7,819.46	(5,293.72)	
	573		10/24/07		3,710.90	11,408.37	(7,697.47)	
	484		11/02/07		3,004.99	8,950.50	(5,945.51)	
125027900	424	ISLE OF CAPRIS CASINOS INC	11/02/07	05/08/08	2,554.29	8,178.90	(5,624.61)	
	628		11/06/07		3,783.24	12,143.52	(8,360.28)	
	431		11/29/07		2,598.46	7,650.25	(5,053.79)	
	522		01/03/08		3,144.66	6,838.15	(3,693.49)	
125028000	791	JARDEN CORP	08/31/07	01/09/08	15,839.53	25,806.61	(9,967.08)	
	399		09/05/07		7,989.85	12,942.12	(4,952.27)	
	23		09/19/07		460.57	733.48	(272.91)	
125028100	484	JARDEN CORP	09/19/07	03/26/08	11,132.22	15,435.00	(4,302.78)	
	53		09/21/07		1,219.02	1,600.46	(381.44)	
125028200	121	JARDEN CORP	09/21/07	03/28/08	2,611.15	3,653.89	(1,042.74)	
	268		09/28/07		5,783.38	8,310.68	(2,527.30)	
	314		10/05/07		6,776.04	10,536.43	(3,760.39)	
125028500	195	KANSAS CITY SOUTHERN INDS NEW	09/21/07	03/26/08	7,890.55	8,397.95		1,492.60
	393		09/28/07		15,902.48	12,782.32		3,120.16
125028600	139	KANSAS CITY SOUTHERN INDS NEW	09/28/07	03/28/08	5,550.25	4,520.98		1,029.27
	470		10/02/07		18,767.03	15,341.41		3,425.62
	348		10/19/07		13,895.59	12,124.32		1,771.27
125028700	57	KANSAS CITY SOUTHERN INDS NEW	10/19/07	04/03/08	2,318.39	1,985.88		332.51
	271		10/24/07		11,022.50	9,743.16		1,279.34
125028800	267	KANSAS CITY SOUTHERN INDS NEW	10/24/07	07/31/08	14,666.49	9,599.34		5,067.15
	41		11/02/07		2,252.16	1,571.53		680.63
125028900	274	KANSAS CITY SOUTHERN INDS NEW	11/02/07	08/06/08	14,054.28	10,502.42		3,551.86
125029000	425	KANSAS CITY SOUTHERN INDS NEW	11/02/07	09/25/08	20,202.64	16,290.25		3,912.39
125029100	2,207	KEY ENERGY SVCS INC	05/09/08	10/08/08	13,621.75	34,590.09	(20,968.34)	
	922		05/14/08		5,690.64	14,877.39	(9,186.75)	
	884		05/30/08		5,456.11	15,162.90	(9,706.79)	
125029200	28	KIRBY CORP	02/22/07	01/14/08	1,137.11	1,061.95		75.16
	637		02/28/07		25,869.25	23,116.54		2,752.71

2008 YEAR END SUMMARY

Ref: 00008223 00080689

CITI GLOBAL IMPACT FUNDING

Account Number 692-17583-11 643

Details of Short-Term Gain/(Loss) 2008 - continued

Reference number	Quantity	Security Description	Opening Trade Date	Closing Trade Date	Sale Proceeds	Cost	(Loss)	Gain
125029300	144	KIRBY CORP	09/21/07	03/18/08	\$ 7,317.41	\$ 5,839.20		\$ 1,478.21
	224		09/28/07		11,382.64	9,860.48		1,522.16
125029400	59	KIRBY CORP	09/28/07	03/28/08	3,267.90	2,597.18		670.72
	121		10/19/07		6,701.97	5,503.08		1,198.89
	28		10/24/07		1,550.87	1,243.89		306.98
125029500	209	KIRBY CORP	10/24/07	03/28/08	11,873.16	9,284.76		2,588.40
	79		11/02/07		4,487.94	3,602.95		884.99
125029600	252	KIRBY CORP	11/02/07	04/24/08	14,555.03	11,492.97		3,062.06
	22		11/06/07		1,270.68	994.40		276.28
125029700	221	KIRBY CORP	11/06/07	05/05/08	12,546.85	9,989.20		2,557.65
	70		11/29/07		3,974.12	3,269.00		705.12
	48		01/02/08		2,725.11	2,208.96		516.15
	99		01/03/08		5,620.53	4,536.19		1,085.34
125029800	681	LANDAMERICA FINANCIAL GROUP	01/29/08	03/26/08	29,584.28	29,953.24	(368.96)	
125029900	554	LANDAMERICA FINANCIAL GROUP	01/29/08	03/28/08	21,239.29	24,367.24	(3,127.95)	
125030000	28	LANDAMERICA FINANCIAL GROUP	01/29/08	07/10/08	476.37	1,231.56	(755.19)	
	523		01/31/08		8,897.91	26,918.34	(18,020.43)	
	327		02/11/08		5,563.32	13,975.52	(8,412.20)	
	121		02/12/08		2,058.59	5,196.02	(3,137.43)	
125030100	282	LANDAMERICA FINANCIAL GROUP	02/12/08	07/17/08	4,814.70	12,109.73	(7,295.03)	
	924		02/22/08		15,775.82	32,496.62	(16,720.80)	
125030200	834	LEAP WIRELESS INTERNATIONAL INC NEW	11/29/07	03/26/08	40,356.81	27,747.68		12,609.13
125030300	262	LEAP WIRELESS INTERNATIONAL INC NEW	11/29/07	03/28/08	12,680.67	8,716.90		3,963.77
	629	FULL PRICE IS 48 40004500	11/30/07		30,443.29	21,792.96		8,650.33
125030400	48	LEAP WIRELESS INTERNATIONAL INC NEW	11/30/07	03/31/08	2,290.85	1,663.06		627.79
	191		12/04/07		9,115.68	6,832.66		2,283.02
125030500	310	LEAP WIRELESS INTERNATIONAL INC NEW	12/04/07	04/04/08	16,596.40	11,089.66		5,506.74
125030600	308	LEAP WIRELESS INTERNATIONAL INC NEW	12/04/07	04/07/08	16,430.07	11,018.12		5,411.95
125030700	516	LEAP WIRELESS INTERNATIONAL INC NEW	12/04/07	05/09/08	28,089.59	18,458.92		9,630.67
125030800	151	LIFEPOINT HOSPS INC	07/31/07	01/28/08	4,090.95	4,537.01	(446.06)	
125030900	305	LIFEPOINT HOSPS INC	07/31/07	01/31/08	8,243.84	9,164.15	(920.31)	
	156		09/21/07		4,216.52	4,645.65	(429.13)	

2  
0  
0  
8  
  
Y  
E  
A  
R  
  
E  
N  
D  
  
S  
U  
M  
M  
A  
R  
Y



Ref: 00009223 00080690

CITI GLOBAL IMPACT FUNDING  
Account Number 692-17583-11 643

Details of Short Term Gain (Loss) 2008 - continued

Reference number	Quantity	Security Description	Opening Trade Date	Closing Trade Date	Sale Proceeds	Cost	(Loss)	Gain
	368		09/28/07		\$ 9,946.67	\$ 11,076.43	(\$ 1,129.76)	
	274		10/19/07		7,405.95	7,847.36	(441.41)	
	333		10/24/07		9,000.66	9,639.35	(638.69)	
	485		11/02/07		13,109.06	14,079.73	(970.67)	
	105		11/29/07		2,838.04	3,281.25	(443.21)	
	112		01/02/08		3,027.25	3,281.49	(254.24)	
	116		01/03/08		3,135.37	3,410.17	(274.80)	
125031000	1,263	LODGENET ENTERTAINMENT CORP	07/20/07	01/14/08	19,070.25	43,536.37	(24,466.12)	
	25		07/31/07		377.48	797.53	(420.05)	
125031100	353	LODGENET INTERACTIVE CORP	07/31/07	01/15/08	5,033.10	11,261.16	(6,228.06)	
	544		09/18/07		7,756.40	12,821.21	(5,064.81)	
	139		09/21/07		1,981.87	3,498.98	(1,517.11)	
	512		09/28/07		7,300.14	13,157.38	(5,857.24)	
	139		10/19/07		1,981.87	3,624.01	(1,642.14)	
125031200	162	LODGENET INTERACTIVE CORP	10/19/07	01/23/08	2,263.20	4,223.66	(1,960.46)	
	446		10/24/07		6,230.79	11,428.03	(5,197.24)	
	529		11/02/07		7,390.33	11,056.10	(3,665.77)	
	477		11/06/07		6,663.87	9,900.29	(3,236.42)	
	1,500		11/29/07		20,955.58	28,435.80	(7,480.22)	
	173		11/30/07		2,416.88	3,314.28	(897.40)	
	192		01/02/08		2,682.31	3,288.50	(606.19)	
	201		01/03/08		2,808.06	3,423.83	(615.77)	
125031400	278	MAGELLAN HEALTH SVCS INC-NEW FULL PRICE IS 39 31355700	07/30/07	03/28/08	10,929.06	11,794.68	(865.62)	
125031500	199	MAGELLAN HEALTH SVCS INC-NEW	09/21/07	07/31/08	8,226.59	8,147.56		79.03
	126		09/28/07		5,208.80	5,110.44		98.36
125031900	102	MARTEK BIOSCIENCES CORP	09/21/07	07/30/08	3,874.82	2,923.83		950.99
	199		09/28/07		7,559.71	5,787.92		1,771.79
125032000	178	MARTEK BIOSCIENCES CORP	10/19/07	10/10/08	4,161.36	5,226.79	(1,065.43)	
125032100	970	MARVEL ENTERTAINMENT INC	10/23/07	03/26/08	27,164.65	23,174.66		3,989.99
125032200	656	MARVEL ENTERTAINMENT INC	10/23/07	03/28/08	17,532.06	15,672.78		1,859.30
	221		10/24/07		5,906.38	5,262.43		643.95
	122		10/25/07		3,260.53	2,931.62		328.91
125032300	261	MARVEL ENTERTAINMENT INC	10/25/07	05/01/08	7,791.97	6,271.75		1,520.22
125032400	243	MARVEL ENTERTAINMENT INC	10/25/07	05/02/08	7,325.55	5,839.22		1,486.33
125032500	241	MARVEL ENTERTAINMENT INC	10/25/07	10/09/08	7,040.58	5,791.16		1,249.42
	292		11/01/07		8,530.50	7,069.90		1,460.60

2  
0  
0  
8  
  
Y  
E  
A  
R  
  
E  
N  
D  
  
S  
U  
M  
M  
A  
R  
Y

Ref: 00009223 00080691

CITI GLOBAL IMPACT FUNDING

Account Number 692-17583-11 643

Details of Short Term Gain (Loss) 2008 - continued

Reference number	Quantity	Security Description	Opening Trade Date	Closing Trade Date	Sale Proceeds	Cost	(Loss)	Gain
125032600	281	MARVEL ENTERTAINMENT INC TRADE AS OF 10/09/08	11/01/07	10/09/08	\$ 7,282.69	\$ 6,319.33		\$ 963.36
125032800	212	MATRIA HEALTHCARE INC-NEW	01/30/07	01/15/08	5,809.45	5,771.25		38.20
	433		02/01/07		11,865.53	12,225.41	(359.88)	
	582		02/14/07		15,948.59	14,631.42		1,317.17
	238		02/16/07		6,521.93	6,154.99		366.94
	242		02/22/07		6,631.55	6,589.01		42.54
125032900	304	MATRIA HEALTHCARE INC-NEW	02/22/07	01/28/08	9,798.36	8,277.10		1,521.26
	600		02/23/07		19,338.87	14,927.76		4,411.11
	700		06/06/07		22,562.01	20,458.20		2,103.81
	504		07/31/07		16,244.65	12,994.88		3,249.77
	516		09/21/07		16,631.43	13,397.94		3,233.49
	547		09/28/07		17,630.60	14,569.64		3,060.96
	542		10/19/07		17,469.44	14,102.79		3,366.65
	546		10/24/07		17,588.36	13,606.26		3,982.10
125033000	337	MATRIA HEALTHCARE INC-NEW	10/24/07	02/20/08	9,209.54	8,398.01		811.53
	360		10/29/07		9,838.08	8,837.96		1,000.12
	506		10/30/07		13,827.97	12,634.52		1,193.45
	552		11/02/07		15,085.05	13,375.48		1,709.57
125033100	325	MATRIA HEALTHCARE INC-NEW	11/02/07	02/26/08	8,700.22	7,875.05		825.17
125033200	328	MATRIA HEALTHCARE INC-NEW	11/02/07	02/27/08	8,656.09	7,947.74		708.35
	845		11/06/07		22,299.98	20,926.65		1,373.33
	151		11/29/07		3,984.96	3,362.23		622.73
125033300	291	MATRIA HEALTHCARE INC-NEW	11/29/07	02/29/08	7,302.74	6,479.53		823.21
	92		01/02/08		2,308.77	2,201.56		107.21
	670		01/03/08		16,813.87	15,950.70		863.17
	954		01/09/08		23,940.93	23,644.22		296.71
125033400	37	MICROS SYSTEMS INC	06/28/07	03/26/08	1,313.48	1,001.21		312.28
125033500	443	MICROS SYSTEMS INC	06/28/07	03/28/08	15,122.08	11,987.47		3,134.61
	204		09/21/07		6,963.67	6,383.67		580.00
	186		09/28/07		6,349.22	6,072.48		276.74
125033600	260	MICROS SYSTEMS INC	09/28/07	07/07/08	7,366.82	8,488.42	(1,121.60)	
	296		10/19/07		8,386.85	9,433.82	(1,046.97)	
	394		10/24/07		11,163.57	12,322.35	(1,158.78)	
	522		11/02/07		14,790.32	19,113.03	(4,322.71)	
	82		11/06/07		2,323.38	2,944.54	(621.16)	
125033700	1,058	NBTY INC	12/13/07	03/26/08	32,920.04	28,521.25		4,398.79

2008 YEAR END SUMMARY

Ref: 00009223 00080692

CITI GLOBAL IMPACT FUNDING

Account Number 692-17583-11 643

Details of Short Term Gain (Loss) 2008 - continued

Reference number	Quantity	Security Description	Opening Trade Date	Closing Trade Date	Sale Proceeds	Cost	(Loss)	Gain
125033800	1,063	NBTY INC	12/13/07	03/28/08	\$ 31,900.38	\$ 28,656.03		\$ 3,244.35
	29		12/26/07		870.28	806.72		63.56
125034000	169	NATIONAL CINEMEDIA INC	09/21/07	03/28/08	3,775.42	4,086.40	(310.98)	
	363		09/28/07		8,109.33	8,319.96	(210.63)	
	486		10/09/07		10,857.11	12,733.20	(1,876.09)	
125034100	339	NATIONAL CINEMEDIA INC	10/09/07	06/12/08	4,685.80	8,881.80	(4,216.00)	
	450		10/19/07		6,193.54	11,750.50	(5,556.96)	
	281		10/24/07		3,867.52	7,904.53	(4,037.01)	
	900		11/02/07		12,387.08	23,162.95	(10,775.87)	
	464		11/06/07		6,386.23	12,124.27	(5,738.04)	
	321		11/29/07		4,418.06	8,738.83	(4,320.77)	
	1,078		01/02/08		14,836.97	23,024.58	(8,187.61)	
125034300	323	NATIONAL FINANCIAL PARTNERS	04/26/07	03/28/08	7,362.83	14,819.21	(7,456.38)	
	143	CORP	09/21/07		3,259.71	7,581.86	(4,322.15)	
	301		09/28/07		6,861.34	15,953.99	(9,092.65)	
	90		10/19/07		2,051.57	4,822.20	(2,770.63)	
125034400	158	NATIONAL FINANCIAL PARTNERS	10/19/07	10/14/08	1,526.00	8,465.64	(6,939.64)	
	207	CORP	10/24/07		1,999.26	11,413.98	(9,414.72)	
	442		11/02/07		4,268.94	22,144.11	(17,875.17)	
	109		11/06/07		1,052.75	5,653.83	(4,601.08)	
125034500	188	NATIONAL FINANCIAL PARTNERS	11/06/07	10/20/08	1,570.01	9,751.56	(8,181.55)	
	272	CORP	11/28/07		2,271.51	12,683.93	(10,412.42)	
125034600	311	NATIONAL FINANCIAL PARTNERS	11/28/07	10/21/08	2,561.25	14,502.58	(11,941.33)	
	48	CORP	11/28/07		395.31	2,238.34	(1,843.03)	
	213		11/29/07		1,754.17	9,832.08	(8,077.91)	
	74		01/02/08		609.43	3,276.72	(2,667.29)	
	76		01/03/08		625.90	3,402.52	(2,776.62)	
	212		02/13/08		1,745.94	5,961.76	(4,215.82)	
125034700	719	NATIONAL FINANCIAL PARTNERS	02/13/08	10/22/08	5,592.28	20,219.36	(14,627.08)	
	240	CORP	04/15/08		1,866.68	6,126.72	(4,260.04)	
125034800	393	NATIONAL FINANCIAL PARTNERS	04/15/08	10/23/08	2,653.68	10,032.50	(7,378.82)	
	613	CORP	07/24/08		4,139.19	13,378.85	(9,239.66)	
125034900	1,566	NEWALLIANCE BANCSHARES INC	02/22/08	03/26/08	19,747.04	18,799.67		947.37
125035000	1,846	NEWALLIANCE BANCSHARES INC	02/22/08	03/28/08	22,447.11	22,161.05		286.06
125035100	1,059	NEWALLIANCE BANCSHARES INC	02/22/08	07/08/08	12,712.37	12,713.19	(.82)	
	1,701	TRADE AS OF 07/08/08	03/13/08		20,419.03	21,455.39	(1,036.36)	
125035200	501	OIL STATES INTERNATIONAL INC	02/26/08	03/26/08	22,264.69	22,161.83		102.86

2  
0  
0  
8  
  
Y  
E  
A  
R  
  
E  
N  
D  
  
S  
U  
M  
M  
A  
R  
Y

Ref 00009223 00080693

CITI GLOBAL IMPACT FUNDING

Account Number 692-17583-11 643

Details of Short-Term Gain (Loss) 2008 - continued

2  
0  
0  
8  
  
Y  
E  
A  
R  
  
E  
N  
D  
  
S  
U  
M  
M  
A  
R  
Y

Reference number	Quantity	Security Description	Opening Trade Date	Closing Trade Date	Sale Proceeds	Cost	(Loss)	Gain
125035300	438	OIL STATES INTERNATIONAL INC	02/26/08	03/28/08	\$ 19,587.14	\$ 19,375.02		\$ 212.12
	50		02/27/08		2,235.97	2,217.23		18.74
125035400	217	OIL STATES INTERNATIONAL INC	02/27/08	10/06/08	5,494.65	9,622.78	(4,128.13)	
	711		02/29/08		18,003.20	30,168.73	(12,165.53)	
	537		03/18/08		13,597.35	23,063.02	(9,465.67)	
125035600	1,158	ON SEMICONDUCTOR CORP	05/08/07	03/28/08	6,461.57	12,795.90	(6,334.33)	
	552		09/21/07		3,080.13	6,993.84	(3,913.71)	
	1,154		09/28/07		6,439.25	14,563.48	(8,124.23)	
	1,338		10/18/07		7,465.96	17,140.85	(9,674.89)	
	1,127		10/19/07		6,288.59	14,110.04	(7,821.45)	
	1,162		10/24/07		6,483.87	14,315.84	(7,831.97)	
125035700	408	ON SEMICONDUCTOR CORP	10/24/07	05/07/08	3,718.29	5,026.56	(1,308.27)	
	1,447		11/02/07		13,187.16	14,079.31	(892.15)	
	446		11/06/07		4,064.59	4,232.54	(167.95)	
125035800	946	ON SEMICONDUCTOR CORP	11/06/07	05/08/08	9,234.61	8,977.54		257.07
	462		11/29/07		4,509.93	4,365.90		144.03
	375		12/14/07		3,660.65	3,031.95		628.70
125035900	1,784	ON SEMICONDUCTOR CORP	12/14/07	05/19/08	18,798.97	14,424.00		4,374.97
125038000	1,576	ON SEMICONDUCTOR CORP	12/14/07	08/06/08	15,667.87	12,742.27		2,925.60
	87		01/02/08		864.91	746.46		118.45
125038100	344	ORBITAL SCIENCES CORP	08/07/07	03/26/08	8,329.01	7,052.83		1,276.18
	248		09/21/07		5,956.21	5,248.41		707.80
	327		09/28/07		7,917.39	7,337.72		579.67
125036200	476	ORBITAL SCIENCES CORP	09/28/07	03/28/08	11,448.62	10,681.20		767.42
	442		10/19/07		10,630.86	10,943.92	(313.06)	
	142		10/24/07		3,415.35	3,650.82	(235.47)	
125038300	472	ORBITAL SCIENCES CORP	10/24/07	04/17/08	12,381.43	12,135.12		246.31
	19		11/02/07		498.40	481.32		37.08
125036400	1,057	ORBITAL SCIENCES CORP	11/02/07	04/22/08	28,148.70	25,663.85		2,484.85
	305		11/06/07		8,122.38	7,304.60		817.78
125036500	338	ORBITAL SCIENCES CORP	11/06/07	04/23/08	8,981.45	8,094.93		886.52
	311		11/29/07		8,264.00	7,658.20		607.80
	45		01/02/08		1,195.76	1,097.55		98.21
	279		01/03/08		7,413.68	6,842.48		571.20
125038700	1,959	PMC SIERRA INC	03/30/07	03/28/08	10,989.93	13,344.71	(2,354.78)	
	1,215	FULL PRICE IS 5.61003100	09/21/07		6,816.11	9,902.25	(3,086.14)	
	1,232		09/28/07		6,911.48	10,348.80	(3,437.32)	

Ref: 00009223 00080694

CITI GLOBAL IMPACT FUNDING  
Account Number 692-17583-11 643

Details of Short-Term Gain (Loss) 2008 continued

Reference number	Quantity	Security Description	Opening Trade Date	Closing Trade Date	Sale Proceeds	Cost	(Loss)	Gain
125038800	1,653	PMC SIERRA INC	09/28/07	04/10/08	\$ 10,385.57	\$ 13,885.20	(\$ 3,499.63)	
	493		10/19/07		3,097.45	4,683.50	(1,586.05)	
	796		10/24/07		5,001.16	7,394.84	(2,393.68)	
125036900	2,511	PMC SIERRA INC	10/24/07	04/23/08	19,561.33	23,327.19	(3,765.86)	
	165		11/02/07		1,285.39	1,405.80	(120.41)	
125037000	2,198	PMC SIERRA INC	11/02/07	06/17/08	19,105.97	18,709.92		396.05
	608		11/06/07		5,289.81	5,247.04		42.77
125037100	3,816	PAETEC HOLDING CORP	01/11/08	03/26/08	26,413.47	32,084.93	(5,671.46)	
	85	FULL PRICE IS 6.92184600	01/14/08		588.35	711.95	(123.60)	
125037200	2,676	PAETEC HOLDING CORP	01/14/08	03/28/08	17,447.32	22,413.91	(4,966.59)	
	950		01/25/08		6,193.93	8,691.08	(2,497.15)	
125037300	17	PANERA BREAD CO CL A	01/05/07	01/04/08	528.67	963.56	(434.89)	
	36		01/08/07		1,119.54	2,019.24	(899.70)	
	76		03/07/07		2,363.47	4,461.54	(2,098.07)	
125037400	128	PANERA BREAD CO CL A	03/07/07	01/08/08	4,079.59	7,514.16	(3,434.57)	
	168		06/06/07		5,354.46	8,546.40	(3,191.94)	
125037500	108	PANERA BREAD CO CL A	06/06/07	01/09/08	3,465.74	5,494.11	(2,028.37)	
	258		09/19/07		8,279.27	11,562.42	(3,283.15)	
	161		09/21/07		5,166.52	6,981.57	(1,815.05)	
	78		09/28/07		2,503.04	3,190.20	(687.16)	
125037600	294	PANERA BREAD CO CL A	09/28/07	03/26/08	12,757.24	12,024.60		732.64
	161	FULL PRICE IS 43.39244000	10/19/07		6,986.10	7,687.75	(701.65)	
125037700	3	PANERA BREAD CO CL A	10/19/07	03/26/08	131.85	143.25	(11.40)	
	359		10/24/07		15,778.63	15,706.02		72.61
125037800	223	PANERA BREAD CO CL A	10/24/07	03/28/08	9,461.78	9,756.10	(294.32)	
	182		11/02/07		7,722.17	7,031.02		691.15
	53		11/06/07		2,248.77	1,963.33		285.44
125037900	274	PANERA BREAD CO CL A	11/06/07	04/23/08	12,518.93	10,150.02		2,368.91
	112		11/29/07		5,117.23	4,365.31		751.92
	18		12/24/07		822.41	657.04		165.37
125038000	416	PANERA BREAD CO CL A	12/24/07	05/02/08	21,666.98	15,185.00		6,481.98
125038100	339	PANERA BREAD CO CL A	12/24/07	05/28/08	17,339.68	12,374.32		4,965.36
	256		01/02/08		13,094.27	8,759.81		4,334.46
	35		01/03/08		1,790.23	1,123.50		666.73
125038200	961	PETROHAWK ENERGY CORP	04/12/07	03/13/08	17,905.44	13,312.93		4,592.51
125038300	1,985	PETROHAWK ENERGY CORP	04/12/07	03/26/08	38,568.12	27,498.60		11,069.52
	183		05/04/07		3,555.65	2,862.49		693.16

2  
0  
0  
8  
  
Y  
E  
A  
R  
  
E  
N  
D  
  
S  
U  
M  
M  
A  
R  
Y

Ref. 00009223 00080695

CITI GLOBAL IMPACT FUNDING  
Account Number 692-17583-11 643

Details of Short Term Gain (Loss) 2008 - continued

Reference number	Quantity	Security Description	Opening Trade Date	Closing Trade Date	Sale Proceeds	Cost	(Loss)	Gain
125038400	598	PETROHAWK ENERGY CORP	05/04/07	03/26/08	\$ 11,816.47	\$ 9,353.91		\$ 2,462.56
	241		07/16/07		4,762.15	3,633.85		1,128.30
125038500	837	PETROHAWK ENERGY CORP	07/16/07	03/28/08	16,932.32	12,620.45		4,311.87
	379		09/21/07		7,667.09	6,412.68		1,254.41
	613		09/28/07		12,400.85	10,090.22		2,310.63
125038600	566	PETROHAWK ENERGY CORP	09/28/07	04/28/08	14,178.44	9,316.59		4,861.85
	35		10/19/07		876.76	631.05		245.71
125038700	591	PETROHAWK ENERGY CORP	10/19/07	05/13/08	15,653.43	10,655.67		4,997.76
125038800	156	PETROHAWK ENERGY CORP	10/19/07	05/30/08	4,605.51	2,812.66		1,792.85
	398		10/24/07		11,749.96	7,024.58		4,725.38
	13		11/02/07		383.80	231.66		152.14
125038900	1,119	PETROHAWK ENERGY CORP	11/02/07	06/05/08	37,615.86	19,940.47		17,675.39
125039000	419	PETROHAWK ENERGY CORP	11/02/07	06/17/08	16,376.68	7,466.53		8,910.15
125039100	30	PETROHAWK ENERGY CORP	11/02/07	09/15/08	673.50	534.60		138.90
	562		11/06/07		12,616.82	10,318.10		2,298.72
125039200	516	PETROHAWK ENERGY CORP	11/06/07	09/19/08	12,590.27	9,473.55		3,116.72
	75		11/29/07		1,829.98	1,213.50		616.48
125039300	330	PETROHAWK ENERGY CORP	11/29/07	09/25/08	8,152.90	5,339.40		2,813.50
	497		01/03/08		12,276.76	9,113.69		3,165.07
125039400	519	PHILLIPS-VAN HEUSEN CORP DEL	02/01/08	03/26/08	19,734.96	22,169.86	(2,434.90)	
125039500	507	PHILLIPS-VAN HEUSEN CORP DEL	02/01/08	03/28/08	18,801.28	21,657.27	(2,855.99)	
125039600	259	PHILLIPS-VAN HEUSEN CORP DEL	02/01/08	10/13/08	8,269.07	11,063.57	(2,794.50)	
	624		02/27/08		19,922.40	24,893.67	(4,971.27)	
	265		03/25/08		8,460.63	9,702.50	(1,241.87)	
125039700	382	PHILLIPS-VAN HEUSEN CORP DEL	03/25/08	10/20/08	10,625.84	13,986.24	(3,360.40)	
125039800	83	PHILLIPS-VAN HEUSEN CORP DEL	03/25/08	10/28/08	1,779.90	3,038.90	(1,259.00)	
	258		05/13/08		5,532.69	11,719.26	(6,186.57)	
125039900	88	PHILLIPS-VAN HEUSEN CORP DEL	05/13/08	10/31/08	2,108.70	3,997.27	(1,888.57)	
	425		07/07/08		10,184.05	15,203.10	(5,019.05)	
	378		08/08/08		9,057.81	14,890.33	(5,832.52)	
125040100	320	PINNACLE ENTMT INC	07/18/07	03/28/08	4,079.96	9,701.21	(5,621.25)	
125040400	1,326	PIONEER DRILLING CO	06/26/08	10/06/08	13,145.23	26,300.68	(13,155.45)	
	259		06/27/08		2,567.58	5,205.33	(2,637.75)	
	934		07/02/08		9,259.16	17,378.94	(8,119.78)	
125040500	357	RTI INTL METALS INC	07/17/07	03/26/08	16,925.18	29,065.55	(12,140.37)	
	190		07/20/07		9,007.80	16,051.54	(7,043.74)	

2  
0  
0  
8  
  
Y  
E  
A  
R  
  
E  
N  
D  
  
S  
U  
M  
M  
A  
R  
Y

Ref: 00009223 00080696

CITI GLOBAL IMPACT FUNDING  
Account Number 692-17583-11 643

Details of Short-Term Gain (Loss) 2008 - continued

Reference number	Quantity	Security Description	Opening Trade Date	Closing Trade Date	Sale Proceeds	Cost	(Loss)	Gain
	137		07/24/07		\$ 6,485.10	\$ 11,541.77	(\$ 5,048.67)	
	61		09/21/07		2,891.98	4,662.84	(1,770.86)	
	36		09/28/07		1,706.74	2,884.80	(1,158.06)	
125040600	129	RTI INTL METALS INC	09/28/07	03/28/08	5,806.33	10,265.55	(4,459.22)	
	70		10/19/07		3,150.72	5,455.10	(2,304.38)	
	124		10/24/07		5,581.28	9,675.72	(4,094.44)	
	303		10/31/07		13,638.12	23,887.52	(10,249.40)	
	34		11/02/07		1,530.35	2,444.60	(914.25)	
125040700	190	RTI INTL METALS INC	11/02/07	07/30/08	5,183.76	13,661.00	(8,477.24)	
	191		11/06/07		5,211.04	13,194.81	(7,983.77)	
	61		11/29/07		1,664.26	4,351.13	(2,686.87)	
	48		01/02/08		1,309.58	3,289.92	(1,980.34)	
	98		01/03/08		2,673.73	6,834.52	(4,160.79)	
	160		01/07/08		4,365.27	9,814.99	(5,449.72)	
	302		01/08/08		8,239.45	17,963.50	(9,724.05)	
	518		01/25/08		14,132.56	26,895.80	(12,763.24)	
	529		03/17/08		14,432.68	23,548.86	(9,116.18)	
125040800	2,861	RF MICRO DEVICES INC	01/23/08	03/26/08	8,210.97	8,718.90	(507.93)	
125040900	3,699	RF MICRO DEVICES INC	01/23/08	03/28/08	10,283.10	11,272.70	(989.60)	
125041000	1,382	RIVERBED TECHNOLOGY INC	05/16/08	10/31/08	16,870.67	23,800.94	(6,930.27)	
125041300	295	SBA COMMUNICATIONS CORP	09/21/07	03/26/08	9,236.35	10,277.77	(1,041.42)	
125041400	73	SBA COMMUNICATIONS CORP	09/21/07	03/28/08	2,198.77	2,543.31	(344.54)	
	942		09/28/07		28,373.19	33,261.93	(4,888.74)	
	154		10/19/07		4,638.51	5,308.23	(669.72)	
125041500	437	SBA COMMUNICATIONS CORP	10/19/07	05/14/08	15,377.32	15,062.96		314.38
	124		10/24/07		4,363.36	4,394.55	(31.19)	
125041600	498	SBA COMMUNICATIONS CORP	10/24/07	07/23/08	18,196.31	17,649.07		547.24
125041700	152	SAVVIS INC-NEW FULL PRICE IS 17.07921400	07/27/07	03/26/08	2,596.00	5,768.14	(3,172.14)	
125041800	230	SAVVIS INC-NEW	07/27/07	03/28/08	3,808.57	8,728.11	(4,919.54)	
	368	FULL PRICE IS 16 55919300	08/09/07		6,093.71	13,928.32	(7,834.61)	
	388		09/19/07		6,424.89	14,284.14	(7,859.25)	
	296		09/21/07		4,901.47	10,469.25	(5,567.78)	
	328		09/28/07		5,431.36	12,795.28	(7,363.92)	
125041900	1,104	SELECTIVE INSURANCE GROUP INC FULL PRICE IS 23 81508700	08/13/07	03/26/08	26,291.57	24,205.75		2,085.82
125042000	123	SELECTIVE INSURANCE GROUP INC	08/13/07	03/28/08	2,891.40	2,696.84		194.56
	621	FULL PRICE IS 23 50757900	08/17/07		14,598.04	13,396.77		1,201.27

2  
0  
0  
8  
  
Y  
E  
A  
R  
  
E  
N  
D  
  
S  
U  
M  
M  
A  
R  
Y

Ref. 00009223 00080697

CITI GLOBAL IMPACT FUNDING

Account Number 692-17583-11 643

2  
0  
0  
8  
  
Y  
E  
A  
R  
  
E  
N  
D  
  
S  
U  
M  
M  
A  
R  
Y

Details of Short-Term Gain (Loss) 2008 (continued)

Reference number	Quantity	Security Description	Opening Trade Date	Closing Trade Date	Sale Proceeds	Cost	(Loss)	Gain
	164		09/21/07		\$ 3,855.20	\$ 3,507.96		\$ 347.24
	304		09/28/07		7,146.23	6,468.51		677.72
125042100	86	SELECTIVE INSURANCE GROUP INC	09/28/07	05/07/08	1,815.66	1,829.91	(14.25)	
	258		10/19/07		5,446.97	5,485.08	(38.11)	
	136		10/24/07		2,871.26	2,986.29	(115.03)	
125042200	184	SELECTIVE INSURANCE GROUP INC	10/24/07	05/12/08	3,855.13	4,040.27	(185.14)	
	491		11/02/07		10,287.32	11,061.25	(773.93)	
	1,404		11/06/07		29,418.30	31,777.94	(2,361.64)	
125042300	152	SELECTIVE INSURANCE GROUP INC	11/08/07	05/13/08	3,188.04	3,440.35	(252.31)	
	239		11/29/07		5,012.78	5,468.32	(455.54)	
	97		01/02/08		2,034.48	2,195.11	(160.63)	
	300		01/03/08		6,292.19	6,838.80	(546.61)	
125042400	1,437	TCF FINANCIAL CORP	02/01/08	03/26/08	28,840.27	31,163.36	(2,323.09)	
125042500	1,142	TCF FINANCIAL CORP	02/01/08	03/28/08	20,498.67	24,765.87	(4,267.20)	
	378		02/04/08		6,785.02	8,119.78	(1,334.76)	
125042600	768	TCF FINANCIAL CORP	02/04/08	06/10/08	11,312.19	16,497.33	(5,185.14)	
	609		02/07/08		7,497.27	10,473.64	(2,976.37)	
125042700	2,065	TCF FINANCIAL CORP	02/07/08	07/08/08	22,869.53	42,491.30	(19,621.77)	
	1,246	TRADE AS OF 07/08/08	03/13/08		13,799.25	23,675.08	(9,875.83)	
125042800	958	THQ INC NEW (DE)	12/07/07	03/26/08	20,556.06	24,262.79	(3,706.73)	
125042800	904	THQ INC NEW (DE)	12/07/07	03/28/08	19,408.75	22,895.16	(3,486.41)	
125043000	370	THQ INC NEW (DE)	12/07/07	09/15/08	4,682.95	9,370.80	(4,687.85)	
	121		01/02/08		1,531.45	3,288.77	(1,757.32)	
	1,035		01/03/08		13,099.61	27,876.28	(14,776.67)	
125043100	40	THQ INC NEW (DE)	01/03/08	09/16/08	481.37	1,077.34	(595.97)	
	1,348		02/04/08		16,222.00	26,265.11	(10,043.11)	
125043200	474	TEMPUR-PEDIC INTERNATIONAL INC	04/20/07	03/17/08	5,051.79	12,744.82	(7,693.03)	
	17		09/21/07		181.18	598.40	(417.22)	
	250		09/28/07		2,664.45	9,017.40	(6,352.95)	
	318		10/24/07		3,389.17	11,383.57	(7,994.40)	
	227		11/02/07		2,419.32	8,049.33	(5,630.01)	
	129		11/06/07		1,374.85	4,406.27	(3,031.42)	
	877		11/09/07		9,346.88	27,147.97	(17,801.09)	
	958		11/21/07		10,210.18	27,620.77	(17,410.61)	
	196		11/29/07		2,088.93	5,476.67	(3,387.74)	
	1,083		12/13/07		11,542.38	30,841.24	(19,298.86)	
	452		01/03/08		4,817.30	11,393.74	(6,576.44)	



Ref: 00009223 00080698

CITI GLOBAL IMPACT FUNDING  
Account Number 692-17583-11 643

Details of Short Term Gain (Loss) 2008 *continued*

Reference number	Quantity	Security Description	Opening Trade Date	Closing Trade Date	Sale Proceeds	Cost	(Loss)	Gain
125043800	642	TITAN INTL INC ILL	02/25/08	03/26/08	\$ 20,543.77	\$ 20,221.71		\$ 322.06
125043900	565	TITAN INTL INC ILL	02/25/08	03/28/08	17,601.53	17,796.37	(194.84)	
125044000	382	TITAN INTL INC ILL	02/25/08	07/23/08	15,050.18	12,032.24		3,017.94
125044100	79	TITAN INTL INC ILL	02/25/08	08/05/08	3,424.09	2,487.91		936.18
	295	WITH DUE BILL SPLT 5: 4	02/29/08		12,786.17	8,678.18		4,107.99
125044200	.0137	TITAN INTL INC ILL	02/25/08	08/15/08	.50	.43		.07
	.1377	CASH IN LIEU OF .50000	02/29/08		5.09	4.05		1.04
	.1596	RECORD 07/31/08 PAY 08/15/08	03/18/08		5.90	4.11		1.79
	.0888		04/15/08		3.28	2.62		.66
	.1002		07/07/08		3.71	2.73		.98
125044300	499.9004	TITAN INTL INC ILL	02/29/08	10/06/08	7,757.26	14,705.84	(6,948.58)	
	921.0666		03/18/08		14,292.75	23,710.56	(9,417.81)	
	512.3979		04/15/08		7,951.19	15,099.57	(7,148.38)	
	578.6351		07/07/08		8,979.03	15,741.54	(6,762.51)	
	711		08/19/08		11,033.03	19,463.48	(8,430.45)	
125044400	150	TRIUMPH GROUP INC NEW	03/07/08	03/26/08	8,216.12	8,519.37	(303.25)	
125044500	203	TRIUMPH GROUP INC NEW	03/07/08	03/28/08	11,535.22	11,529.55		5.67
125044600	312	TRIUMPH GROUP INC NEW	03/07/08	07/25/08	16,000.33	17,720.29	(1,719.96)	
125044700	230	TRIUMPH GROUP INC NEW	03/07/08	09/16/08	11,501.29	13,063.03	(1,561.74)	
	136		03/31/08		6,800.76	7,754.05	(953.29)	
125044800	158	TRIUMPH GROUP INC NEW	03/31/08	09/24/08	7,790.37	9,008.39	(1,218.02)	
	27		06/06/08		1,331.27	1,439.62	(108.35)	
125044900	137	TRIUMPH GROUP INC NEW	06/06/08	09/25/08	6,789.68	7,304.74	(515.06)	
125045000	104	TRIUMPH GROUP INC NEW	06/06/08	10/06/08	3,914.70	5,545.21	(1,630.51)	
	78		06/09/08		2,936.03	4,176.83	(1,240.80)	
	330		06/11/08		12,421.66	17,065.55	(4,643.89)	
125045100	1,823	TRIZETTO GROUP INC FULL PRICE IS 16.68404200	11/02/07	03/26/08	30,414.67	29,633.23		781.44
125045200	1,344	TRIZETTO GROUP INC	11/02/07	03/28/08	22,751.13	21,846.99		904.14
	628	FULL PRICE IS 16.92811400	11/06/07		10,630.74	10,092.02		538.72
125045300	1,355	TRIZETTO GROUP INC	11/06/07	04/11/08	28,064.19	21,774.99		6,289.20
	291		11/29/07		6,027.07	4,382.28		1,644.79
	1,714		11/30/07		35,499.65	26,479.24		9,020.41
	183		01/02/08		3,790.22	3,070.74		719.48
125045400	78	TRIZETTO GROUP INC	01/02/08	04/22/08	1,622.61	1,308.84		313.77
	352		01/03/08		7,322.54	5,705.22		1,617.32
	723		01/08/08		15,040.34	11,961.53		3,078.81

2  
0  
0  
8  
  
Y  
E  
A  
R  
  
E  
N  
D  
  
S  
U  
M  
M  
A  
R  
Y

Ref: 00009223 00080699

CITI GLOBAL IMPACT FUNDING  
Account Number 692-17583-11 643

Details of Short Term Gain/(Loss) 2008 - continued

Reference number	Quantity	Security Description	Opening Trade Date	Closing Trade Date	Sale Proceeds	Cost	(Loss)	Gain
125045500	779	TRIZETTO GROUP INC	01/08/08	04/23/08	\$ 16,239.25	\$ 12,888.01		\$ 3,351.24
125045600	5,829	USEC INC	10/12/07	02/28/08	39,008.40	54,891.11	(15,882.71)	
	617		10/19/07		4,129.04	5,478.65	(1,349.61)	
	620		10/24/07		4,149.12	5,266.90	(1,117.78)	
	1,496		11/02/07		10,011.42	14,058.66	(4,047.24)	
	919		11/06/07		6,150.06	8,793.91	(2,643.85)	
	3,000		11/27/07		20,076.38	24,333.00	(4,256.62)	
	515		11/29/07		3,446.44	4,371.84	(925.40)	
	627		01/02/08		4,195.96	5,491.89	(1,295.93)	
	803		01/03/08		5,373.79	6,832.73	(1,458.94)	
125045700	322	U S AIRWAYS GROUP INC	09/28/07	01/08/08	3,739.46	8,454.30	(4,714.84)	
	566		10/05/07		6,573.08	17,285.58	(10,712.50)	
	396		10/19/07		4,598.84	10,965.24	(6,366.40)	
	658		10/24/07		7,641.50	18,504.93	(10,863.43)	
	778		11/02/07		9,035.09	20,126.47	(11,091.38)	
	785		11/06/07		9,116.38	18,682.61	(9,566.23)	
	1,036		11/09/07		12,031.30	22,018.73	(9,987.43)	
	648		11/29/07		7,525.37	13,108.00	(5,582.63)	
	402		01/02/08		4,668.50	5,490.92	(822.42)	
125045800	397	VCA ANTECH INC	04/23/08	10/14/08	9,904.26	11,132.31	(1,228.05)	
125045900	335	VALUECLICK INC FULL PRICE IS 17.28222500	04/02/07	03/26/08	5,789.48	9,008.45	(3,218.97)	
125046000	192	VALUECLICK INC	04/02/07	03/28/08	3,312.35	5,163.05	(1,850.70)	
	678		08/27/07		11,696.73	13,651.87	(1,955.14)	
	171		09/21/07		2,950.06	3,489.68	(539.62)	
	367		09/28/07		6,331.41	8,315.85	(1,984.44)	
125046100	201	WADDELL & REED FINL INC CL A	09/21/07	01/18/08	6,264.31	5,230.46		1,033.85
	407		09/28/07		12,684.45	11,086.15		1,598.30
	340		10/19/07		10,596.35	9,383.08		1,213.27
	255		10/24/07		7,947.26	7,933.05		14.21
	423		11/02/07		13,183.10	14,096.09	(912.99)	
	291		11/06/07		9,069.23	9,894.23	(825.00)	
	195		11/29/07		6,077.32	6,569.55	(492.23)	
	31		01/02/08		966.14	1,089.34	(123.20)	
	97		01/03/08		3,023.06	3,417.31	(394.25)	
125048200	1,096	WALTER INDS INC	10/06/08	12/04/08	14,260.30	34,564.77	(20,304.47)	
125048300	515	WARNACO GROUP INC	10/13/08	12/19/08	10,504.50	17,079.93	(6,575.43)	
125046400	701	WEBSTER FINANCIAL CORP	05/07/08	06/16/08	14,025.18	19,477.98	(5,452.80)	

2  
0  
0  
8  
  
Y  
E  
A  
R  
  
E  
N  
D  
  
S  
U  
M  
M  
A  
R  
Y

Ref: 00009223 00080700

CITI GLOBAL IMPACT FUNDING  
Account Number 692-17583-11 643

2  
0  
0  
8  
  
Y  
E  
A  
R  
  
E  
N  
D  
  
S  
U  
M  
M  
A  
R  
Y

**Details of Short-Term Gain (Loss) 2008 - continued**

Reference number	Quantity	Security Description	Opening Trade Date	Closing Trade Date	Sale Proceeds	Cost	(Loss)	Gain
125048500	501	WEBSTER FINANCIAL CORP	05/07/08	06/17/08	\$ 9,665.48	\$ 13,920.79	(\$ 4,255.31)	
125048600	344	WELLCARE HLTH PLANS INC	01/31/08	03/26/08	13,161.32	16,288.30	(3,126.98)	
125048700	341	WELLCARE HLTH PLANS INC	01/31/08	03/28/08	13,327.12	16,148.25	(2,819.13)	
125048800	421	WELLCARE HLTH PLANS INC	01/31/08	11/25/08	3,409.95	19,934.22	(16,524.27)	
	581		02/05/08		4,705.90	28,195.64	(23,489.74)	
	536		04/11/08		4,341.42	22,103.41	(17,761.99)	
	405		07/31/08		3,280.36	15,795.93	(12,515.57)	
125046900	991	WILMINGTON TRUST CORP	07/31/08	09/18/08	29,258.11	23,377.10		5,881.01
125047000	330	WILMINGTON TRUST CORP	07/31/08	09/22/08	9,734.12	7,784.50		1,949.62
	1,202		09/08/08		35,455.79	31,071.22		4,384.57
<b>Total</b>					<b>\$ 8,628,893.32</b>	<b>\$ 10,689,458.35</b>	<b>(\$ 2,800,464.91)</b>	<b>\$ 739,889.88</b>

**Details of Long-Term Gain (Loss) 2008**

This section shows your sales of securities during the year. The "Sale Proceeds" column excludes any accrued income you may have received. In addition, although cash in lieu less than \$20 is not included on Form 1099-B (if applicable), it is included in this section. Please note, this material is being prepared for informational purposes only and should not be used for tax preparation without the assistance of your tax advisor.

Reference number	Quantity	Security Description	Opening Trade Date	Closing Trade Date	Sale Proceeds	Cost	(Loss)	Gain
125000100	1,053	GLOBAL CROSSING LTD NEW	10/30/06	03/26/08	\$ 16,471.37	\$ 27,158.66	(\$ 10,687.29)	
	322		11/13/06		5,036.83	8,102.13	(3,065.30)	
	45		11/15/06		703.90	1,205.67	(501.77)	
125000200	13	GLOBAL CROSSING LTD NEW	11/15/06	03/28/08	199.59	348.31	(148.72)	
	414	FULL PRICE IS 15.35361500	12/11/06		6,356.33	10,815.58	(4,459.26)	
	260		12/15/06		3,991.90	6,579.28	(2,587.38)	
	180		12/26/06		2,763.62	4,231.80	(1,468.18)	
	147		01/05/07		2,256.96	3,386.73	(1,129.77)	
	66		01/08/07		1,013.33	1,543.08	(529.75)	
125000300	292	MONTPELIER RE HOLDINGS LTD	08/01/06	01/31/08	5,023.60	5,249.75	(226.15)	
	592	-USD	09/15/06		10,184.83	11,509.07	(1,324.24)	
	210		11/03/06		3,612.86	3,700.22	(87.36)	
125000400	233	MONTPELIER RE HOLDINGS LTD	11/03/06	02/01/08	4,014.47	4,105.48	(91.01)	
	330	-USD	12/07/06		5,685.74	6,415.20	(729.46)	

Ref: 00009223 00080701

CITI GLOBAL IMPACT FUNDING  
Account Number 692-17583-11 643

2  
0  
0  
8  
  
Y  
E  
A  
R  
  
E  
N  
D  
  
S  
U  
M  
M  
A  
R  
Y

Details of Long-Term Gain (Loss) 2008 - continued

Reference number	Quantity	Security Description	Opening Trade Date	Closing Trade Date	Sale Proceeds	Cost	(Loss)	Gain
125000500	455	MONTPELIER RE HOLDINGS LTD	12/07/06	02/12/08	\$ 7,643.60	\$ 8,845.20	(\$ 1,201.60)	
	648	-USD	12/15/06		10,885.83	12,266.64	(1,380.81)	
	432		12/26/06		7,257.21	8,095.68	(838.47)	
125000600	70	MONTPELIER RE HOLDINGS LTD	12/26/06	03/24/08	1,114.34	1,311.80	(197.46)	
	237	-USD	01/05/07		3,772.83	4,351.32	(578.49)	
	388		01/08/07		6,176.62	7,046.08	(869.46)	
125001500	114	ADVANCED MEDICAL OPTICS INC	01/17/07	03/26/08	2,308.11	4,212.35	(1,904.24)	
	372		02/13/07		7,531.73	13,925.45	(6,393.72)	
	359		02/21/07		7,268.52	13,712.22	(6,443.70)	
125002100	72	ALLEGHANY CORP DEL	10/24/05	03/26/08	24,621.56	20,981.57		3,639.99
125002200	8.0828	ALLEGHANY CORP DEL	10/24/05	03/28/08	2,740.04	2,355.41		384.63
	8.3044		12/20/05		2,815.16	2,288.00		527.16
	18.685		12/28/05		6,334.14	5,163.66		1,170.48
	17.3355		12/15/06		5,876.67	5,958.50	(81.83)	
	14.2763		12/26/06		4,839.61	5,070.66	(231.05)	
	5.0986		01/05/07		1,728.41	1,800.00	(71.59)	
	.2174		01/08/07		73.70	76.18	(2.48)	
125002300	.0044	ALLEGHANY CORP DEL	Unavailable	04/25/08	1.52			
	.0401	CASH IN LIEU OF .80000 RECORD 04/01/08 PAY 04/25/08	01/08/07		13.89	13.78		.11
125002400	1.2417	ALLEGHANY CORP DEL	Unavailable	12/15/08	360.07			
	11.1896		01/08/07		3,244.82	3,840.89	(596.07)	
	8.5687		09/21/07		2,484.80	3,458.08	(973.28)	
125003300	901	AMERICAN EQUITY INVESTMENT LIFE HOLDING COMPANY	12/14/05	02/21/08	8,204.41	10,630.54	(2,426.13)	
	229		12/28/05		2,085.25	2,938.07	(852.82)	
	1,145		07/14/06		10,426.25	11,641.33	(1,215.08)	
	94		08/21/06		855.96	1,047.13	(191.17)	
125003400	248	AMERICAN EQUITY INVESTMENT LIFE HOLDING COMPANY	08/21/06	02/22/08	2,319.02	2,762.65	(443.63)	
	505		12/15/06		4,722.20	6,570.05	(1,847.85)	
	57		12/26/06		533.00	731.88	(198.88)	
125003500	273	AMERICAN EQUITY INVESTMENT LIFE HOLDING COMPANY	12/26/06	02/27/08	2,707.26	3,505.32	(798.06)	
	262		01/05/07		2,598.17	3,385.04	(786.87)	
	279		01/08/07		2,766.76	3,518.19	(751.43)	
125003900	626	AMERISTAR CASINOS INC	11/24/06	01/09/08	15,197.80	19,147.46	(3,949.66)	
	293		12/05/06		7,113.35	9,383.74	(2,270.39)	
	112		12/15/06		2,719.09	3,494.29	(775.20)	
	146		12/21/06		3,544.53	4,521.58	(977.05)	

Ref. 00009223 00080702

CITI GLOBAL IMPACT FUNDING  
Account Number 692-17583-11 643

Details of Long Term Gain (Loss) 2008 - continued

Reference number	Quantity	Security Description	Opening Trade Date	Closing Trade Date	Sale Proceeds	Cost	(Loss)	Gain
125004000	297	AMERISTAR CASINOS INC	12/21/06	01/16/08	\$ 6,062.06	\$ 9,198.00	(\$ 3,135.94)	
	62		12/26/06		1,265.48	1,892.80	(627.32)	
	66		01/05/07		1,347.13	1,933.07	(585.94)	
	86		01/08/07		1,755.35	2,500.79	(745.44)	
125004300	1,164	ARIBA INC-NEW	02/01/07	03/26/08	11,509.85	11,074.88		434.97
	1,330	FULL PRICE IS 9.88829400	02/15/07		13,151.28	14,324.77	(1,173.49)	
	413		03/02/07		4,083.82	3,784.24		299.58
125004400	1,200	ARIBA INC-NEW FULL PRICE IS 9.67005300	03/02/07	03/28/08	11,603.83	10,995.36		608.57
125005300	2,991	ARRIS GROUP INC	01/17/07	02/15/08	16,419.21	40,224.76	(23,805.55)	
	844		02/02/07		4,633.17	12,139.51	(7,506.34)	
125005600	100	ATWOOD OCEANICS INC	02/22/07	03/26/08	8,836.90	5,101.38		3,735.52
	319		03/19/07		28,189.72	17,259.53		10,930.19
125005700	271	ATWOOD OCEANICS INC	03/19/07	03/28/08	24,518.53	14,862.48		9,856.05
125006000	278	ATWOOD OCEANICS INC	11/02/07	12/03/08	4,381.20	11,372.98	(6,991.78)	
	298		11/06/07		4,896.39	12,073.71	(7,377.32)	
125007200	74	BILL BARRETT CORP	10/24/07	10/29/08	1,385.46	3,113.83	(1,728.37)	
125007600	185	BEBE STORES INC	03/28/06	01/08/08	2,174.39	3,425.24	(1,250.85)	
125007700	61	BEBE STORES INC	03/28/08	01/09/08	711.91	1,129.40	(417.49)	
	456		04/06/08		5,321.80	8,779.41	(3,457.61)	
	307		04/10/06		3,582.88	6,055.14	(2,472.26)	
125007800	96	BEBE STORES INC	04/10/06	01/11/08	970.69	1,893.47	(922.78)	
	554		05/03/06		5,601.68	9,742.09	(4,140.41)	
	213		12/15/06		2,153.72	4,378.96	(2,225.24)	
	687		12/21/06		6,946.49	13,750.31	(6,803.82)	
	241		12/26/06		2,436.83	4,697.09	(2,260.26)	
	88		01/08/07		889.80	1,503.04	(613.24)	
125008300	365	BELDEN INC	11/02/07	11/03/08	7,871.83	20,586.00	(12,714.17)	
125008400	180	BELDEN INC	11/06/07	12/16/08	3,250.96	10,024.20	(6,773.24)	
	118		11/29/07		2,131.19	5,461.87	(3,330.68)	
	181		12/06/07		3,269.02	8,865.29	(5,596.27)	
125008500	2,786	BOOKHAM INC	04/17/06	03/26/08	3,590.64	18,146.89	(14,556.25)	
	1,873	FULL PRICE IS 1.28882900	04/19/06		2,413.95	11,558.66	(9,144.71)	
	638		04/25/06		822.26	3,824.17	(3,001.91)	
	2,159		05/05/06		2,782.55	11,632.69	(8,850.14)	
	1,216		05/19/06		1,567.20	5,221.02	(3,653.82)	

2  
0  
0  
8  
Y  
E  
A  
R  
E  
N  
D  
S  
U  
M  
M  
A  
R  
Y

Ref: 00009223 00080703

CITI GLOBAL IMPACT FUNDING  
Account Number 692-17583-11 643

2  
0  
0  
8  
  
Y  
E  
A  
R  
  
E  
N  
D  
  
S  
U  
M  
M  
A  
R  
Y

Details on Long-Term Gain (Loss) 2008 - continued

Reference number	Quantity	Security Description	Opening Trade Date	Closing Trade Date	Sale Proceeds	Cost	(Loss)	Gain
125008600	874	BOOKHAM INC	05/19/06	03/28/08	\$ 1,197.37	\$ 3,752.60	(\$ 2,555.23)	
	172		05/24/06		235.64	715.97	(480.33)	
	2,613		09/05/06		3,579.77	7,690.06	(4,110.29)	
	1,399		12/15/06		1,916.61	5,629.97	(3,713.36)	
	1,411		12/26/06		1,933.05	5,657.59	(3,724.54)	
	130		01/05/07		178.09	518.70	(340.61)	
125008700	716	BOOKHAM INC	01/05/07	10/14/08	629.14	2,856.84	(2,227.70)	
	1,148		01/08/07		1,008.74	4,523.12	(3,514.38)	
	677		09/21/07		594.88	1,746.59	(1,151.71)	
	3,284		09/28/07		2,885.63	8,341.03	(5,455.40)	
125008800	15	BOOKHAM INC	10/19/07	10/28/08	7.60	46.80	(39.20)	
	3,563		10/24/07		1,805.71	11,437.08	(9,631.37)	
125009500	106	CATALYST HEALTH SOLUTIONS INC	10/24/07	11/24/08	2,180.05	3,014.43	(834.38)	
	226		11/02/07		4,648.02	6,433.08	(1,785.06)	
125011300	177	CHEESECAKE FACTORY INC	08/16/06	01/07/08	3,474.54	4,246.89	(772.35)	
	386		08/31/06		7,577.25	9,496.84	(1,919.59)	
	614		09/13/06		12,052.94	16,418.30	(4,365.36)	
	304		12/15/06		5,967.68	7,888.80	(1,921.22)	
	19		12/26/06		372.98	470.63	(97.65)	
125011400	190	CHEESECAKE FACTORY INC	12/26/06	02/04/08	4,074.16	4,706.30	(632.14)	
	466		01/03/07		9,992.42	11,738.21	(1,745.79)	
125011500	1	CHEESECAKE FACTORY INC	01/03/07	03/26/08	21.95	25.19	(3.24)	
	136	FULL PRICE IS 21 95202400	01/05/07		2,985.44	3,387.49	(402.05)	
	164		01/08/07		3,800.09	4,032.43	(432.34)	
125012100	120	CHOICE HOTELS INTL INC	03/19/07	03/26/08	4,060.77	4,352.75	(291.98)	
	49		03/20/07		1,658.15	1,763.21	(105.06)	
125012400	4,114	CINCINNATI BELL INC	10/24/05	03/25/08	18,012.54	17,272.63		739.91
	1,299		11/01/05		5,687.48	5,087.53		599.95
	718		11/17/05		3,143.65	2,662.42		481.23
125012500	972	CINCINNATI BELL INC	11/17/05	03/26/08	4,262.85	3,604.27		658.58
	720		12/20/05		3,157.67	2,642.40		515.27
	1,111		12/28/05		4,872.46	3,932.94		939.52
	1,118		12/15/06		4,903.16	5,251.47	(348.31)	
	916		12/26/06		4,017.26	4,231.92	(214.66)	
	642		01/05/07		2,815.59	2,901.84	(86.25)	
	326		01/08/07		1,429.71	1,457.22	(27.51)	
125012600	124	CINCINNATI BELL INC	01/08/07	03/28/08	523.29	554.28	(30.99)	

Ref: 00009223 00080704

CITI GLOBAL IMPACT FUNDING  
Account Number 692-17583-11 643

2  
0  
0  
8  
  
Y  
E  
A  
R  
  
E  
N  
D  
  
S  
U  
M  
M  
A  
R  
Y

Details of Long Term Gain (Loss) 2008 (continued)

Reference number	Quantity	Security Description	Opening Trade Date	Closing Trade Date	Sale Proceeds	Cost	(Loss)	Gain
125014600	561	COINSTAR INC	11/28/06	02/01/08	\$ 16,605.42	\$ 18,513.00	(\$ 1,907.58)	
	298		11/30/06		8,820.70	9,797.85	(977.15)	
	113		12/13/08		3,344.76	3,575.38	(230.62)	
125014700	179	COINSTAR INC	12/13/06	03/26/08	5,071.01	5,663.65	(592.64)	
	171		12/15/06		4,844.38	5,245.43	(401.05)	
	93		12/26/06		2,834.66	2,822.55	(187.89)	
	96		01/05/07		2,719.65	2,915.52	(195.87)	
	68		01/08/07		1,926.42	2,023.00	(96.58)	
125014800	20	COINSTAR INC	03/26/07	03/28/08	573.60	619.18	(45.58)	
125015500	302	COLLECTIVE BRANDS INC	11/06/07	12/04/08	2,794.27	5,087.19	(2,292.92)	
	524		11/27/07		4,848.33	8,138.40	(3,290.07)	
125016100	99	COMMSCOPE INC	12/15/06	03/26/08	3,646.12	3,113.55		532.57
	156		12/26/06		5,745.40	4,890.92		1,054.48
	80		01/05/07		2,946.36	2,400.00		546.36
	83		01/08/07		3,056.85	2,502.45		554.40
125016600	264	COMSTOCK RES INC NEW	06/27/06	03/25/08	9,800.73	7,627.60		2,173.13
	273		12/07/06		10,134.85	8,472.66		1,662.19
125016700	33	COMSTOCK RES INC NEW	12/07/06	03/26/08	1,252.34	1,024.17		228.17
	289		12/15/06		10,967.43	9,652.60		1,314.83
	256		12/26/06		9,715.09	8,005.12		1,709.97
	134		01/05/07		5,085.24	3,855.18		1,230.06
	69		01/08/07		2,618.52	1,998.24		620.28
125017400	131	COMSTOCK RES INC NEW	11/06/07	12/12/08	5,992.87	5,046.33		946.54
	49		11/15/07		2,241.81	1,611.93		629.68
125018100	199	DOLLAR FINANCIAL CORP FULL PRICE IS 21.72046000	02/23/07	03/26/08	4,322.32	5,601.85	(1,279.53)	
	597		03/07/07		12,966.97	14,983.63	(2,016.66)	
125019000	1,321	FELCOR LODGING TR INC	10/24/05	03/26/08	17,049.03	18,791.09	(1,742.06)	
	141		12/20/05		1,819.77	2,347.65	(527.88)	
	268		12/28/05		3,458.85	4,574.76	(1,115.91)	
	424		10/10/06		5,472.21	8,668.86	(3,194.65)	
	401		11/07/06		5,175.37	8,122.46	(2,947.09)	
125019100	37	FELCOR LODGING TR INC	11/07/06	03/28/08	453.69	749.45	(295.76)	
	426		12/15/06		5,223.55	9,194.06	(3,970.51)	
	300		12/26/06		3,678.56	6,579.00	(2,900.44)	
	182		01/05/07		2,231.66	3,854.76	(1,623.10)	
	144		01/08/07		1,765.71	3,013.92	(1,248.21)	
	639		02/27/07		7,835.33	15,293.00	(7,457.67)	

Ref: 00009223 00080705

CITI GLOBAL IMPACT FUNDING

Account Number 692-17583-11 643

Details of Long Term Gain (Loss) 2008 - continued

2  
0  
0  
8  
  
Y  
E  
A  
R  
  
E  
N  
D  
  
S  
U  
M  
M  
A  
R  
Y

Reference number	Quantity	Security Description	Opening Trade Date	Closing Trade Date	Sale Proceeds	Cost	(Loss)	Gain
125019200	396	FELCOR LODGING TR INC	09/21/07	11/17/08	\$ 538.91	\$ 8,335.80	(\$ 7,796.89)	
	969		09/28/07		1,318.70	19,396.67	(18,077.97)	
	763		10/19/07		1,038.36	15,677.67	(14,639.31)	
	265		10/24/07		360.64	5,384.80	(5,024.16)	
125019300	557	FELCOR LODGING TR INC	10/24/07	11/18/08	699.36	11,318.24	(10,618.88)	
	1,423		11/02/07		1,786.71	27,186.13	(25,399.42)	
	318		11/06/07		399.28	5,815.68	(5,416.40)	
125019400	523	FELCOR LODGING TR INC	11/08/07	11/19/08	552.44	9,564.78	(9,012.34)	
125019500	863	FINISAR CORP	08/22/06	03/26/08	1,130.52	2,949.30	(1,818.78)	
	2,735		09/15/06		3,582.81	9,100.71	(5,517.90)	
	212		09/18/06		277.72	717.13	(439.41)	
	2,152		12/15/06		2,819.09	7,444.57	(4,625.48)	
	4,009		12/20/06		5,251.73	13,212.46	(7,960.73)	
	1,029		12/26/06		1,347.98	3,291.87	(1,943.89)	
	1,033		01/05/07		1,353.22	3,376.98	(2,023.76)	
	931		01/08/07		1,219.60	3,016.44	(1,796.84)	
	872		03/01/07		1,142.29	2,820.92	(1,678.63)	
125019600	3,324	FINISAR CORP	03/01/07	03/28/08	4,254.87	10,753.14	(6,498.47)	
125021000	2,271	GASCO ENERGY INC	10/24/05	03/12/08	6,018.31	13,370.51	(7,352.20)	
125021100	703	GASCO ENERGY INC	10/24/05	03/26/08	1,653.30	4,138.91	(2,485.61)	
	395		12/20/05		928.95	2,642.55	(1,713.60)	
	450		12/28/05		1,058.30	2,943.00	(1,884.70)	
	1,542		02/17/06		3,626.43	9,134.04	(5,507.61)	
	2,067		08/11/06		4,861.12	6,234.07	(1,372.95)	
	1,636		10/30/06		3,847.50	4,369.10	(521.60)	
	1,618		11/01/06		3,805.17	4,232.36	(427.19)	
	2,913		12/05/06		6,615.54	9,080.36	(2,464.82)	
	1,247		12/15/06		2,932.66	3,504.07	(571.41)	
	1,854		12/26/06		4,360.19	5,191.20	(831.01)	
	835		01/05/07		1,963.73	1,928.85		34.88
125021600	290	GAYLORD ENTERTAINMENT CO	02/24/06	01/22/08	7,972.76	13,092.11	(5,119.35)	
	256	NEW	03/02/06		7,038.02	11,442.56	(4,404.54)	
	204		05/09/06		5,608.42	9,774.58	(4,166.16)	
	59		05/10/06		1,622.04	2,826.80	(1,204.76)	
	227		11/07/06		6,240.76	10,900.81	(4,660.05)	
125021700	9	GAYLORD ENTERTAINMENT CO	11/07/06	03/26/08	276.55	432.19	(155.64)	
	161	NEW	12/05/06		4,947.12	7,996.97	(3,049.85)	
	120		12/13/06		3,687.29	6,061.30	(2,374.01)	
	199		12/15/06		6,114.76	10,099.25	(3,984.49)	



Ref: 00009223 00080708

CITI GLOBAL IMPACT FUNDING

Account Number 692-17583-11 643

Details of Long Term Gain (Loss) 2008 - continued

2  
0  
0  
8  
  
Y  
E  
A  
R  
  
E  
N  
D  
  
S  
U  
M  
M  
A  
R  
Y

Reference number	Quantity	Security Description	Opening Trade Date	Closing Trade Date	Sale Proceeds	Cost	(Loss)	Gain
	166		12/26/06		\$ 5,100.76	\$ 8,467.66	(\$ 3,366.90)	
	85		01/05/07		2,611.83	4,340.95	(1,729.12)	
	36		01/08/07		1,106.19	1,844.28	(738.09)	
125021800	52	GAYLORD ENTERTAINMENT CO NEW	01/08/07	03/28/08	1,535.54	2,663.96	(1,128.42)	
125022500	60	GENESEE & WYOMING INC CLASS A	12/15/06	01/02/08	1,405.05	1,663.80	(258.75)	
	159		12/26/06		3,723.39	4,237.35	(513.96)	
125022900	218	HAIN CELESTIAL GROUP INC	12/20/05	03/26/08	6,053.53	4,370.90		1,682.63
	169	FULL PRICE IS 27.76880400	12/28/05		4,692.88	3,599.70		1,093.18
	376		01/27/06		10,440.95	8,268.16		2,172.79
	96		01/30/06		2,685.78	2,105.68		560.10
	463		04/04/06		12,856.81	12,230.52		626.29
	387		07/26/06		10,748.41	8,535.44		2,210.97
	186		12/15/06		5,164.94	5,633.25	(468.31)	
125023000	118	HAIN CELESTIAL GROUP INC	12/15/06	03/28/08	3,283.00	3,573.79	(310.79)	
	301	FULL PRICE IS 27.65284900	12/26/06		8,323.42	9,418.30	(1,094.88)	
	193		01/05/07		5,336.94	5,787.68	(450.74)	
	153		01/08/07		4,230.84	4,525.46	(294.62)	
125023200	507	HEALTHEXTRAS INC	01/25/07	03/26/08	12,024.18	12,759.01	(734.83)	
	771	FULL PRICE IS 23.71660400	02/02/07		18,285.30	19,853.25	(1,567.95)	
125023300	709	HEALTHEXTRAS INC	02/02/07	03/28/08	17,256.87	18,256.75	(999.88)	
125023800	28	HELMERICH & PAYNE INC	12/28/05	02/04/08	1,161.02	854.00		307.02
	238		02/22/06		9,868.70	7,957.97		1,910.73
	232		07/25/06		9,619.91	6,101.46		3,518.45
	179		12/15/06		7,422.26	4,820.47		2,601.79
	173		12/26/06		7,173.47	4,228.12		2,945.35
	42		01/05/07		1,741.54	969.78		771.76
	108		01/08/07		4,478.24	2,511.00		1,967.24
125025400	368	HEXCEL CORP NEW	09/28/07	11/04/08	4,599.16	8,464.00	(3,864.84)	
	366		10/19/07		4,574.17	7,839.06	(3,264.89)	
	70		10/24/07		874.84	1,711.50	(836.66)	
125027400	203	ISLE OF CAPRIS CASINOS INC	06/28/06	03/26/08	1,488.71	4,985.07	(3,496.36)	
	401	FULL PRICE IS 7.33364100	08/02/06		2,940.76	9,059.35	(6,118.59)	
	417		08/25/06		3,058.09	8,794.49	(5,736.40)	
	372		10/05/06		2,728.08	8,756.81	(6,028.73)	
	178		10/10/06		1,305.38	4,250.98	(2,945.60)	
125027500	114	ISLE OF CAPRIS CASINOS INC	10/10/06	03/28/08	807.23	2,722.53	(1,915.30)	
	265	FULL PRICE IS 7.08100400	12/15/06		1,876.44	7,454.45	(5,578.01)	

Ref: 00009223 00080707

CITI GLOBAL IMPACT FUNDING

Account Number 692-17583-11 643

Details of Long Term Gain (Loss) 2008 - continued

2  
0  
0  
8  
Y  
E  
A  
R  
E  
N  
D  
S  
U  
M  
M  
A  
R  
Y

Reference number	Quantity	Security Description	Opening Trade Date	Closing Trade Date	Sale Proceeds	Cost	(Loss)	Gain
	264		12/26/06		\$ 1,869.36	\$ 7,067.28	(# 5,197.92)	
	94		01/05/07		665.61	2,411.10	(1,745.49)	
	117		01/08/07		828.47	3,012.75	(2,184.28)	
125028300	455	KANSAS CITY SOUTHERN INDS NEW	10/24/05	01/07/08	13,792.29	10,041.35		3,750.94
	345		12/06/05		10,457.89	8,174.78		2,283.11
	158		12/20/05		4,789.41	3,820.44		968.97
	11		12/28/05		333.45	269.94		63.51
125028400	215	KANSAS CITY SOUTHERN INDS NEW	12/28/05	02/05/08	8,068.97	5,276.10		2,792.87
	308		12/15/06		11,559.27	8,753.36		2,805.91
	195		12/26/06		7,318.36	5,520.45		1,797.91
125028500	4	KANSAS CITY SOUTHERN INDS NEW	12/26/06	03/26/08	161.86	113.24		48.62
	119		01/05/07		4,815.26	3,365.32		1,449.94
	123		01/08/07		4,977.11	3,509.18		1,467.92
125029300	115	KIRBY CORP	02/28/07	03/18/08	5,843.76	4,173.31		1,670.45
125030600	180	LIFEPOINT HOSPS INC	07/20/06	01/28/08	4,876.63	6,382.26	(1,505.63)	
	223		12/15/06		6,041.61	7,430.36	(1,388.75)	
	207		12/26/06		5,808.13	7,056.63	(1,448.50)	
	88		01/05/07		2,384.13	2,896.08	(511.95)	
	90		01/08/07		2,438.32	3,015.90	(577.58)	
125031300	3	MAGELLAN HEALTH SVCS INC-NEW	12/13/05	03/26/08	116.56	91.28		25.28
	196	FULL PRICE IS 38.85275100	12/14/05		7,615.05	6,195.34		1,419.71
	56		12/14/05		2,175.73	1,770.10		405.63
	103		12/20/05		4,001.79	3,221.88		779.91
	92		12/28/05		3,574.41	2,933.88		640.53
	154		12/14/06		5,983.26	6,405.81	(422.55)	
	207		12/15/06		8,042.43	8,747.82	(705.39)	
	36		12/26/06		1,398.68	1,554.84	(156.16)	
125031400	116	MAGELLAN HEALTH SVCS INC-NEW	12/26/06	03/28/08	4,560.32	5,010.04	(449.72)	
	78	FULL PRICE IS 39.31355700	01/05/07		3,066.42	3,356.34	(289.92)	
	158		01/08/07		6,211.47	6,555.42	(343.95)	
	264		02/26/07		10,378.66	11,680.50	(1,301.84)	
125031500	52	MAGELLAN HEALTH SVCS INC-NEW	07/30/07	07/31/08	2,149.66	2,206.20	(56.54)	
125031600	319	MAGELLAN HEALTH SVCS INC-NEW	09/28/07	10/14/08	12,811.89	12,938.32	(126.43)	
125031700	105	MARTEK BIOSCIENCES CORP	02/07/06	03/26/08	3,226.82	2,989.23		237.59
	318		02/09/06		9,772.67	10,444.17	(671.50)	
	220		02/22/06		6,760.97	7,170.68	(409.71)	
125031800	41	MARTEK BIOSCIENCES CORP	02/22/06	03/28/08	1,228.68	1,336.35	(107.67)	
	290	FULL PRICE IS 29.96802700	06/19/06		8,690.63	8,233.10		457.53

Ref: 00009223 00080708

CITI GLOBAL IMPACT FUNDING  
Account Number 692-17583-11 643

Details of Long-Term Gain (Loss) 2008 *continued*

Reference number	Quantity	Security Description	Opening Trade Date	Closing Trade Date	Sale Proceeds	Cost	(Loss)	Gain
	218		12/15/06		\$ 6,532.96	\$ 5,244.75		\$ 1,288.21
	159		12/26/06		4,764.86	3,752.40		1,012.46
	41		01/05/07		1,228.67	943.74		284.93
125031900	106	MARTEK BIOSCIENCES CORP	01/05/07	07/30/08	4,026.78	2,439.91		1,586.87
	65		01/08/07		2,469.25	1,510.60		958.65
125032000	134	MARTEK BIOSCIENCES CORP	09/28/07	10/10/08	3,132.71	3,897.39	(764.68)	
125032700	261	MARVEL ENTERTAINMENT INC	11/01/07	11/24/08	7,123.12	6,319.34		803.78
125033400	258	MICROS SYSTEMS INC	08/11/06	03/26/08	9,158.90	4,788.18		4,370.72
	204		12/15/06		7,241.92	5,281.56		1,960.36
	144		12/26/06		5,111.94	3,749.04		1,362.90
	94		01/05/07		3,336.96	2,435.07		901.89
	98		01/08/07		3,478.96	2,533.30		945.66
125033900	1,572	NATIONAL CINEMEDIA INC	02/09/07	03/26/08	35,181.12	40,906.74	(5,725.62)	
	365	FULL PRICE IS 22.38009800	03/13/07		8,168.65	9,500.44	(1,331.79)	
125034000	178	NATIONAL CINEMEDIA INC	03/13/07	03/28/08	3,976.48	4,633.09	(656.61)	
125034200	162	NATIONAL FINANCIAL PARTNERS	10/11/06	03/26/08	3,690.34	6,727.31	(3,036.97)	
	298	CORP	10/27/06		6,788.39	11,619.11	(4,830.72)	
	90		11/08/06		2,050.19	4,076.46	(2,026.27)	
	230		12/11/06		5,239.36	10,339.63	(5,100.27)	
	165		12/15/06		3,758.67	7,022.40	(3,263.73)	
	30		12/26/06		683.40	1,297.20	(613.80)	
125034300	57	NATIONAL FINANCIAL PARTNERS	12/26/06	03/28/08	1,299.32	2,464.68	(1,165.36)	
	55	CORP	01/05/07		1,253.73	2,433.75	(1,180.02)	
	69		01/08/07		1,572.86	3,001.50	(1,428.64)	
125035500	480	ON SEMICONDUCTOR CORP	05/22/06	03/26/08	2,709.60	2,797.82	(88.22)	
	619	FULL PRICE IS 5.64506200	08/09/06		3,494.26	3,643.74	(149.48)	
	1,108		12/12/06		6,254.66	8,353.10	(2,098.44)	
	1,077		12/15/06		6,079.67	8,334.38	(2,254.71)	
	958		12/26/06		5,407.91	7,050.88	(1,642.97)	
	416		01/05/07		2,348.31	3,099.20	(750.89)	
125035600	37	ON SEMICONDUCTOR CORP	01/05/07	03/28/08	208.46	275.65	(69.19)	
125036600	1,806	PMC SIERRA INC	08/17/06	03/26/08	10,276.02	12,004.66	(1,728.64)	
	1,547		09/26/06		8,802.33	9,275.81	(473.48)	
	963		12/15/06		5,479.41	7,009.00	(1,529.59)	
	654		12/26/06		3,721.22	4,231.31	(510.09)	
	455		01/05/07		2,588.92	2,892.66	(303.74)	
	314		01/08/07		1,786.64	2,011.92	(225.28)	
	63		01/11/07		358.47	410.97	(52.50)	

2  
0  
0  
8  
  
Y  
E  
A  
R  
  
E  
N  
D  
  
S  
U  
M  
M  
A  
R  
Y

Ref: 00009223 00080709

CITI GLOBAL IMPACT FUNDING  
Account Number 692-17583-11 643

Details of Long Term Gain (Loss) 2008 - continued

Reference number	Quantity	Security Description	Opening Trade Date	Closing Trade Date	Sale Proceeds	Cost	(Loss)	Gain
125036700	1,762	PMC SIERRA INC FULL PRICE IS 5.61003100	01/11/07	03/28/08	\$ 9,884.76	\$ 11,494.24	(\$ 1,609.48)	
125037300	309	PANERA BREAD CO CL A	09/18/06	01/04/08	9,609.38	18,042.02	(8,432.64)	
	152		4,726.95		9,763.40	(5,036.45)		
	217		12/06/06		6,748.34	12,264.02	(5,515.68)	
	78		12/15/06		2,425.67	4,364.88	(1,939.21)	
	94		12/26/06		2,923.24	5,170.94	(2,247.70)	
125040000	1,102	PINNACLE ENTMT INC	10/25/05	03/26/08	16,001.63	20,828.34	(4,827.71)	
	160		12/20/05		2,323.29	3,820.80	(1,497.51)	
	395		12/28/05		5,735.61	9,796.00	(4,060.39)	
	380		08/17/06		5,517.80	9,672.84	(4,155.14)	
	104		12/15/06		1,510.14	3,574.48	(2,064.34)	
125040100	266	PINNACLE ENTMT INC	12/15/06	03/28/08	3,391.48	9,142.42	(5,750.96)	
	277		12/28/06		3,531.71	9,395.84	(5,864.13)	
	554		01/05/07		7,063.42	17,125.14	(10,061.72)	
	98		01/08/07		1,249.49	3,018.40	(1,768.91)	
	390		03/05/07		4,972.44	11,764.78	(6,792.34)	
125040200	136	PINNACLE ENTMT INC	07/18/07	12/09/08	885.76	4,123.02	(3,237.26)	
	521		09/07/07		3,393.25	13,607.74	(10,214.49)	
	101		09/21/07		657.81	2,683.02	(2,025.21)	
125040300	382	PINNACLE ENTMT INC	09/21/07	12/10/08	2,518.90	10,147.68	(7,628.78)	
	152		09/28/07		1,002.28	4,149.71	(3,147.43)	
125041100	543	SBA COMMUNICATIONS CORP	10/24/05	02/01/08	16,695.49	8,518.78		8,176.71
	295		12/20/05		9,070.29	5,039.57		4,030.72
125041200	153	SBA COMMUNICATIONS CORP	12/20/05	02/06/08	4,486.86	2,613.75		1,873.11
	493		12/28/05		14,457.66	8,829.63		5,628.03
	30		07/14/06		879.78	678.00		201.78
	182		12/15/06		5,337.30	5,167.78		169.52
125041300	343	SBA COMMUNICATIONS CORP	12/15/06	03/26/08	10,739.21	9,739.27		999.94
	417		12/26/06		13,056.12	11,298.70		1,757.42
	88		01/05/07		2,755.25	2,403.28		351.97
	238		01/08/07		7,451.70	6,539.92		911.78
	482		03/02/07		15,091.25	12,674.91		2,416.34
125041700	162	SAVVIS INC-NEW FULL PRICE IS 17.07921400	11/21/06	03/26/08	2,766.80	5,129.47	(2,362.67)	
	291		12/14/06		4,970.00	10,740.32	(5,770.32)	
	240		12/15/06		4,098.97	8,764.78	(4,665.81)	
	64		12/26/06		1,093.06	2,346.24	(1,253.18)	
	111		01/05/07		1,895.77	3,867.80	(1,972.03)	

2  
0  
0  
8  
  
Y  
E  
A  
R  
  
E  
N  
D  
  
S  
U  
M  
M  
A  
R  
Y

Ref: 00009223 00080710

CITI GLOBAL IMPACT FUNDING  
Account Number 692-17583-11 643

2  
0  
0  
8  
  
Y  
E  
A  
R  
  
E  
N  
D  
  
S  
U  
M  
M  
A  
R  
Y

Details of Long Term Gain (Loss) 2008 - continued

Reference number	Quantity	Security Description	Opening Trade Date	Closing Trade Date	Sale Proceeds	Cost	(Loss)	Gain
	609		01/11/07		\$ 10,401.13	\$ 22,030.15	(\$ 11,629.02)	
	51		01/18/07		871.03	2,063.50	(1,192.47)	
125043200	516	TEMPUR-PEDIC INTERNATIONAL INC	01/22/07	03/17/08	5,499.42	11,031.20	(5,531.78)	
125043300	843	TERREMARK WORLDWIDE INC	03/15/07	03/26/08	4,874.37	6,281.70	(1,407.33)	
	274	NEW	03/16/07		1,584.32	2,066.34	(482.02)	
	3,271	FULL PRICE IS 5.78223800	03/22/07		18,913.49	26,168.00	(7,254.51)	
125043400	3,818	TERREMARK WORLDWIDE INC	03/22/07	03/28/08	19,970.98	30,528.00	(10,557.02)	
		NEW						
		FULL PRICE IS 5.23354300						
125043500	588	TERREMARK WORLDWIDE INC	03/22/07	12/12/08	2,273.67	4,688.00	(2,414.33)	
	203	NEW	09/21/07		787.63	1,526.05	(738.42)	
125043800	552	TERREMARK WORLDWIDE INC	09/21/07	12/16/08	2,142.02	4,149.67	(2,007.65)	
		NEW						
125043700	175	TERREMARK WORLDWIDE INC	09/21/07	12/17/08	678.29	1,315.56	(637.27)	
	750	NEW	09/28/07		2,906.98	5,547.00	(2,640.02)	
125045900	403	VALUECLICK INC	01/16/07	03/26/08	6,964.66	9,899.37	(2,934.71)	
	500	FULL PRICE IS 17.28222500	01/23/07		8,641.01	12,545.95	(3,904.94)	
125046100	28	WADDELL & REED FINL INC CL A	07/31/06	01/18/08	872.84	608.37		264.27
	166		12/15/06		5,173.51	4,389.04		784.47
	174		12/26/06		5,422.84	4,701.48		721.36
	72		01/05/07		2,243.93	1,925.28		318.65
	94		01/08/07		2,929.58	2,506.04		423.54
<b>Total</b>					<b>\$ 1,795,080.00</b>	<b>\$ 2,429,482.29</b>	<b>(\$ 773,463.80)</b>	<b>\$ 138,699.92</b>

Ref: 00009224 00080725

CITI GLOBAL IMPACT FUNDING  
Account Number 692-17584-10 643

2  
0  
0  
8  
  
Y  
E  
A  
R  
  
E  
N  
D  
  
S  
U  
M  
M  
A  
R  
Y

**Details of Earnings 2008 - continued**

**Dividends and Distributions, Section 2**

Reference number	Description	Nondividend distributions	Foreign tax paid	Cash liquidation distributions	Non cash liquidation distributions	Investment expense	NRA Withholding
160005900	*** TOKIO MARINE HLDGS INC ADR THIS AMOUNT INCLUDES TAXES PAID TO A FOREIGN GOVERNMENT A PORTION OF THIS INCOME HAS BEEN RECLASSIFIED		\$ 26.52				
160006000	*** TOMRA SYSTEMS A/S SPONSORED ADR NEW THIS AMOUNT INCLUDES TAXES PAID TO A FOREIGN GOVERNMENT A PORTION OF THIS INCOME HAS BEEN RECLASSIFIED		21.80				
160006100	*** TOTAL S.A SPONS ADR THIS AMOUNT INCLUDES TAXES PAID TO A FOREIGN GOVERNMENT		108.25				
180006200	*** UNILEVER NV NY SHS-NEW THIS AMOUNT INCLUDES TAXES PAID TO A FOREIGN GOVERNMENT		219.77				
160006300	*** UNITED OVERSEAS BANK LTD SPONS ADR THIS AMOUNT INCLUDES TAXES PAID TO A FOREIGN GOVERNMENT		636.61				
<b>Totals</b>			<b>\$ 9,198.01</b>				

**Details of Short-Term Gain (Loss) 2008**

This section shows your sales of securities during the year. The "Sale Proceeds" column excludes any accrued income you may have received. In addition, although cash in lieu less than \$20 is not included on Form 1099-B (if applicable), it is included in this section. Please note, this material is being prepared for informational purposes only and should not be used for tax preparation without the assistance of your tax advisor.

Reference number	Quantity	Security Description	Opening Trade Date	Closing Trade Date	Sale Proceeds	Cost	(Loss)	Gain	
125000400	605	COSAN LTD CL A-BRL	12/28/07	03/26/08	\$ 7,879.01	\$ 7,133.19		\$ 745.82	
	585		12/31/07		7,618.55			7,045.16	573.39
	160		01/02/08		2,083.70			1,959.20	124.50

Ref: 00009224 00080726

CITI GLOBAL IMPACT FUNDING  
Account Number 692-17584-10 643

Details of Short-Term Gain (Loss) 2008 - continued

Reference number	Quantity	Security Description	Opening Trade Date	Closing Trade Date	Sale Proceeds	Cost	(Loss)	Gain
125000500	1,210 170	COSAN LTD CL A-BRL	01/02/08 01/03/08	03/28/08	\$ 14,524.92 2,040.69	\$ 14,816.45 2,082.55	(\$ 291.53) (41.86)	
125001000	250	UBS AG (NEW)	03/12/08	03/28/08	7,299.91	7,677.30	(377.39)	
125001100	250	UBS AG (NEW)	03/12/08	03/28/08	6,941.42	7,677.30	(735.88)	
125001200	.7156	UBS AG (NEW) FROM: H8928X127001	03/12/08	05/19/08	22.02	21.93		.09
125001300	414	RTS UBS AG EXP 6/10/2008	05/27/08	06/05/08	684.04	.01		684.03 <sup>c</sup>
125001400	70 77	TEEKAY CORP	06/18/08 08/19/08	10/09/08	1,369.81 1,506.80	3,408.79 3,803.89	(2,038.98) (2,297.09)	
125001500	115 19	TEEKAY CORP	06/19/08 08/04/08	10/10/08	2,240.47 370.17	5,681.14 760.14	(3,440.67) (389.97)	
125001600	90 116	A/S DAMPSKIBSSELSKABET TOR SPONSORED ADR	06/18/08 08/19/08	10/07/08	1,586.35 2,044.62	3,183.60 4,136.68	(1,597.25) (2,092.06)	
125001700	44 132	A/S DAMPSKIBSSELSKABET TOR SPONSORED ADR	06/19/08 06/20/08	10/08/08	681.99 2,045.99	1,569.08 4,687.65	(887.09) (2,641.66)	
125001800	47	ACERGY S.A ADR	06/18/08	11/06/08	292.64	1,119.21	(826.57)	
125001900	168 840	ACERGY S.A. ADR	06/19/08 08/05/08	11/07/08	1,076.13 5,380.67	4,078.77 13,290.06	(3,002.64) (7,909.39)	
125002000	313 64	ACERGY S.A ADR	06/18/08 06/19/08	11/07/08	1,975.01 403.84	7,453.47 1,553.82	(5,478.46) (1,149.98)	
125002100	677.2766 902.7234	ADVANCED SEMICONDUCTOR E ADR	07/25/07 07/26/07	03/28/08	3,383.45 4,483.06	4,084.81 5,265.54	(721.36) (782.48)	
125002200	1,404.609 215.391	ADVANCED SEMICONDUCTOR E ADR	07/26/07 08/08/07	03/28/08	6,643.72 1,018.79	8,193.02 1,228.46	(1,549.30) (209.67)	
125002700	260	AEGON N V-ADR AMER REG-ADR	08/04/08	11/07/08	1,346.45	3,144.86	(1,798.41)	
125003400	208	AXA S.A SPONS ADR	03/19/08	03/28/08	7,537.84	6,766.84		771.00
125004000	133	BANK YOKOHAMA LTD JAPAN ADR	03/31/08	07/18/08	8,460.21	9,018.73	(558.52)	
125004300	1,545 987	BMW UNSPONSORED ADR	11/05/08 10/30/08	11/20/08	11,839.89 7,563.73	15,170.66 8,437.67	(3,330.77) (873.94)	
125004700	475 525	CADBURY SCHWEPES PLC ADR	11/20/07 11/21/07	03/26/08	21,994.63 24,309.86	23,878.92 25,961.20	(1,884.29) (1,651.34)	
125004800	705 270 55	CADBURY SCHWEPES PLC ADR	11/21/07 11/23/07 12/04/07	03/28/08	31,492.00 12,060.77 2,466.82	34,862.18 13,282.06 2,846.87	(3,370.18) (1,221.29) (390.05)	

2  
0  
0  
8  
  
Y  
E  
A  
R  
  
E  
N  
D  
  
S  
U  
M  
M  
A  
R  
Y

Ref: 00009224 00080727

CITI GLOBAL IMPACT FUNDING

Account Number 692-17584-10 643

Details of Short Term Gain (Loss) 2008 - Continued

Reference number	Quantity	Security Description	Opening Trade Date	Closing Trade Date	Sale Proceeds	Cost	(Loss)	Gain
125004900	.0898	CADBURY PLC ADR	12/04/07	05/02/08	\$ 4.58	\$ 5.29	(\$ .71)	
	.0789	FROM: 127209302001	12/06/07		4.02	4.65	(.63)	
	.1214		12/07/07		6.19	7.14	(.95)	
	.2672		03/12/08		13.63	14.02	(.39)	
	.3227		03/12/08		16.46	16.83	(.37)	
125006000	33	DAWA SECURITIES GROUP INC ADR-USD-	08/04/08	11/18/08	1,561.47	2,763.75	(1,202.28)	
125008500	48	DIAGEO PLC SPON ADR-NEW	08/04/08	10/06/08	2,864.28	3,424.59	(560.31)	
125006600	.0163	DR PEPPER SNAPPLE GROUP INC	12/04/07	05/07/08	.42	.48	(.06)	
	.0143	CASH IN LIEU OF .16000	12/06/07		.37	.42	(.05)	
	.0221	RECORD 05/01/08 PAY 05/07/08	12/07/07		.57	.65	(.08)	
	.0486		03/12/08		1.26	1.27	(.01)	
	.0587		03/12/08		1.54	1.53		.01
125006700	79.1837	DR PEPPER SNAPPLE GROUP INC	12/04/07	06/18/08	1,863.06	2,324.62	(461.56)	
	69.5857		12/06/07		1,637.24	2,046.19	(408.95)	
	107.0179		12/07/07		2,517.96	3,142.65	(624.69)	
	235.6314		03/12/08		5,544.02	6,167.86	(623.84)	
	284.5813		03/12/08		6,895.73	7,404.08	(708.35)	
125006800	640	ENCANA CORP-CAD	09/17/07	03/26/08	48,726.69	39,752.51		8,974.18
125006900	660	ENCANA CORP-CAD	09/17/07	03/28/08	49,308.05	40,994.79		8,313.26
125007000	95	ENCANA CORP-CAD	09/17/07	07/16/08	7,544.66	5,900.76		1,643.90
	98		09/19/07		7,782.92	6,101.32		1,681.60
125007100	156	ENCANA CORP-CAD	09/19/07	08/08/08	10,302.77	9,712.31		590.46
125007200	157	ENCANA CORP-CAD	09/19/07	08/13/08	10,794.65	9,774.57		1,020.08
125007400	445	ENTERPRISE INNS PLC UNSPON	11/05/08	12/08/08	817.63	1,653.22	(835.59)	
	542	ADR	10/30/08		995.86	1,749.79	(753.93)	
125007500	709	ENTERPRISE INNS PLC UNSPON ADR	11/05/08	12/09/08	1,385.59	2,634.01	(1,248.42)	
125007600	385	FORTIS NL	05/06/08	10/14/08	924.80	10,269.26	(9,344.46)	
	115	SPONSORED ADR NEW	05/07/08		276.24	3,073.29	(2,797.05)	
	324		08/05/08		778.28	4,763.03	(3,984.75)	
	850		08/12/08		2,041.77	12,759.01	(10,717.24)	
125010700	145	KONINKLIJKE PHILIPS ELECTRONCIS NS SPON ADR NEW	08/04/08	11/17/08	2,463.61	4,816.32	(2,352.71)	
125010800	226	KOOKMIN BANK SPON ADR	04/01/08	07/23/08	13,455.98	13,868.06	(412.08)	
125010900	311	LDK SOLAR CO LTD-USD	06/17/08	12/09/08	3,940.72	12,727.58	(8,786.86)	
	39	SPONS ADR	08/04/08		494.17	1,253.67	(759.50)	

2008 YEAR END SUMMARY



Ref: 00009224 00080728

CITI GLOBAL IMPACT FUNDING  
Account Number 692-17584-10 643

Details of Short-Term Gain (Loss) 2008 - continued

Reference number	Quantity	Security Description	Opening Trade Date	Closing Trade Date	Sale Proceeds	Cost	(Loss)	Gain
125011800	2	NESTLE S A SPONSORED ADR FIGURED TO S/D 11-06-08 TRADE AS OF 11/03/08	08/04/08	11/03/08	\$ 78.14	\$ 88.50	(10.36)	
125011900	1,860	NIDEC CORPORATION SPON ADR	12/21/07	03/26/08	28,896.08	33,429.04	(4,532.96)	
125012000	665 345 890	NIDEC CORPORATION SPON ADR	12/21/07 12/26/07 12/27/07	03/28/08	10,117.00 5,248.67 13,540.04	11,951.78 6,298.67 16,358.74	(1,834.78) (1,050.00) (2,818.70)	
125012100	462	NIDEC CORPORATION SPON ADR	12/27/07	12/08/08	4,672.87	8,491.83	(3,818.96)	
125012200	78 185 1,159 145	NIDEC CORPORATION SPON ADR	12/27/07 12/28/07 01/04/08 03/24/08	12/09/08	810.23 1,921.69 12,039.15 1,506.20	1,433.69 3,367.24 21,967.92 2,313.79	(623.46) (1,445.55) (9,928.77) (807.59)	
125012300	24 36	NITTO DENKO CORP ADR	06/07/07 06/08/07	03/26/08	10,502.28 15,753.43	13,182.58 19,493.40	(2,680.30) (3,739.97)	
125012400	14 46	NITTO DENKO CORP ADR	06/08/07 06/11/07	03/28/08	5,912.13 19,425.59	7,580.77 25,023.48	(1,668.64) (5,597.89)	
125013700	70 121 51	POSCO SPON ADR	06/18/08 06/19/08 08/05/08	09/04/08	6,745.54 11,660.14 4,914.61	9,423.04 16,306.65 6,144.08	(2,677.50) (4,646.51) (1,229.47)	
125013800	550	PUNCH TAVERNS PLC UNSPON ADR	11/05/08	12/08/08	1,214.39	3,109.92	(1,895.53)	
125013900	247	PUNCH TAVERNS PLC UNSPON ADR	11/05/08	12/09/08	524.32	1,396.64	(872.32)	
125014200	357	ROLLS ROYCE GROUP PLC SPONSORED ADR	10/02/07	06/18/08	12,702.92	19,356.50	(6,653.58)	
125014800	361	SANOFI-AVENTIS SPONS ADR	11/23/07	11/20/08	9,829.43	16,697.04	(6,867.61)	
125015000	880	SAP AKLENGESELLSCHAFT SPONS ADR-USD	09/14/07	03/26/08	45,055.50	50,511.74	(5,456.24)	
125015100	484 426	SAP AKLENGESELLSCHAFT SPONS ADR-USD	09/14/07 10/01/07	03/28/08	23,726.48 20,883.22	27,781.45 25,228.44	(4,054.97) (4,345.22)	
125015200	358 77	SAP AKLENGESELLSCHAFT SPONS ADR-USD	10/01/07 02/06/08	10/01/08	18,556.39 3,991.18	21,201.37 3,623.51	(2,644.98)	367.67
125015300	990	SAP AKLENGESELLSCHAFT SPONS ADR-USD	02/06/08	10/02/08	48,972.74	46,588.02		2,384.72

2  
0  
0  
8  
  
Y  
E  
A  
R  
  
E  
N  
D  
  
S  
U  
M  
M  
A  
R  
Y

Ref: 00009224 00080729

CITI GLOBAL IMPACT FUNDING  
Account Number 692-17584-10 643

Details of Short-Term Gain/Loss: 2008 (continued)

Reference number	Quantity	Security Description	Opening Trade Date	Closing Trade Date	Sale Proceeds	Cost	(Loss)	Gain
125017000	230	SMITH & NEPHEW PLC SP ADR	08/05/08	12/08/08	\$ 8,000.18	\$ 12,873.31	(\$ 4,873.13)	
125017100	111	SMITH & NEPHEW PLC SP ADR	08/05/08	12/09/08	3,781.68	6,212.77	(2,431.09)	
	407		08/08/08		13,866.17	23,657.89	(9,791.72)	
	253		08/11/08		8,619.51	15,273.46	(6,653.95)	
	32		08/11/08		1,090.21	1,917.84	(827.63)	
125017500	3,734	SUMITOMO CORP SPON ADR	06/18/08	10/06/08	29,458.10	51,270.06	(21,811.96)	
125017600	1,780	TAIWAN SEMICONDUCTOR MFG CO LTD ADR	01/14/08	03/26/08	18,045.79	16,099.03		2,946.76
125017700	1,830	TAIWAN SEMICONDUCTOR MFG CO LTD ADR	01/14/08	03/28/08	18,519.39	16,551.25		1,968.14
125017800	.3979	TAIWAN SEMICONDUCTOR MFG CO LTD ADR	01/14/08	08/15/08	4.07	3.58		.49
	.1174	CASH IN LIEU OF .51530 RECORD 07/18/08 PAY 08/15/08	08/05/08		1.20	1.15		.05
125018400	4,095	TELECOM ITALIA S.P.A-ADR (NEW)	11/21/07	03/19/08	79,423.89	130,457.28	(51,033.39)	
125018500	290	TELEFONICA S.A. SPON ADR	07/21/08	10/06/08	19,740.68	23,885.47	(4,144.79)	
	173		08/05/08		11,776.34	13,471.04	(1,694.70)	
125018600	1,020	TEVA PHARMACEUTICAL INDS LTD ADR	06/19/07	03/26/08	46,605.32	40,561.12		6,044.20
125018700	480	TEVA PHARMACEUTICAL INDS LTD ADR	06/19/07	03/28/08	22,143.11	19,087.58		3,055.53
	570		10/01/07		26,294.95	25,492.79		802.16
125018800	908	TEVA PHARMACEUTICAL INDS LTD ADR	10/01/07	07/18/08	39,095.90	40,609.58	(1,513.68)	
	161		11/26/07		6,932.20	7,060.25	(128.05)	
125018900	21	TEVA PHARMACEUTICAL INDS LTD ADR	11/26/07	08/04/08	968.63	920.90		45.73
125019000	310	TOKYO STAR BK LTD-JPY UNSPONS ADR	03/01/07	02/05/08	2,574.33	2,438.93		135.40
	10		02/28/07		83.04	78.51		4.53
	500		03/02/07		4,152.16	3,933.75		218.41
125019100	220	TOKYO STAR BK LTD-JPY UNSPONS ADR	03/02/07	02/06/08	1,836.23	1,730.85		105.38
	425		03/05/07		3,547.26	3,350.53		196.73
	915		03/06/07		7,637.05	7,156.22		480.83
	225		03/08/07		1,877.97	1,815.03		62.94
125019200	686	TOKYO STAR BK LTD-JPY UNSPONS ADR	03/08/07	02/07/08	6,717.97	5,525.76		192.21
	230		03/09/07		1,919.90	1,887.47		32.43
125019300	415	TOKYO STAR BK LTD-JPY UNSPONS ADR	03/09/07	02/08/08	3,433.01	3,406.66		27.35
	305		03/12/07		2,523.05	2,502.49		20.56

2008 YEAR END SUMMARY

Ref: 00009224 00080730

CITI GLOBAL IMPACT FUNDING  
Account Number 692-17584-10 643

Details of Short-Term Gain (Loss) 2008 *continued*

Reference number	Quantity	Security Description	Opening Trade Date	Closing Trade Date	Sale Proceeds	Cost	(Loss)	Gain
125019400	65	TOKYO STAR BK LTD-JPY	03/12/07	02/12/08	\$ 539.83	\$ 533.32		\$ 6.51
	780	UNSPONS ADR	03/13/07		6,477.98	6,560.89	(82.91)	
125019500	175	TOKYO STAR BK LTD-JPY	03/13/07	02/13/08	1,451.10	1,472.00	(20.90)	
	1,215	UNSPONS ADR	03/14/07		10,074.79	9,993.01		81.78
125019600	475	TOKYO STAR BK LTD-JPY	03/15/07	02/14/08	3,911.00	3,873.15		37.85
	105	UNSPONS ADR	03/19/07		864.54	846.70		17.84
125018700	360	TOKYO STAR BK LTD-JPY	03/14/07	02/14/08	2,958.90	2,960.89	(3.99)	
	170	UNSPONS ADR	03/15/07		1,396.31	1,386.18		10.13
125019800	140	TRINA SOLAR LTD-USD	06/18/08	12/09/08	1,067.20	5,462.91	(4,395.71)	
	176	SPONS ADR	06/19/08		1,341.62	6,910.63	(5,569.01)	
125019900	1	TRINA SOLAR LTD-USD	06/19/08	12/10/08	7.90	39.26	(31.36)	
	65	SPONS ADR	08/04/08		513.49	1,714.38	(1,200.89)	
125020000	410	TRINITY MIRROR P L C SPONS ADR	03/26/07	02/11/08	5,074.92	8,575.60	(3,500.68)	
125020100	69	TRINITY MIRROR P L C SPONS ADR	03/26/07	02/12/08	870.06	1,443.21	(573.15)	
	725		03/27/07		9,141.93	15,046.58	(5,904.65)	
	241		03/28/07		3,038.90	5,074.50	(2,035.60)	
125020200	1,444	TRINITY MIRROR P L C SPONS ADR	03/28/07	02/13/08	18,100.48	30,404.86	(12,304.38)	
125020300	740	UNILEVER NV NY SHS-NEW	02/06/08	03/26/08	24,945.12	23,392.66		1,552.46
<b>Total</b>					<b>\$ 1,221,048.88</b>	<b>\$ 1,497,682.84</b>	<b>( \$ 322,555.27)</b>	<b>\$ 45,921.11</b>

<sup>c</sup> Based on information supplied by Client or other financial institution, not verified by us.

Details of Long-Term Gain (Loss) 2008

This section shows your sales of securities during the year. The "Sale Proceeds" column excludes any accrued income you may have received. In addition, although cash in lieu less than \$20 is not included on Form 1099-B (if applicable), it is included in this section. Please note, this material is being prepared for informational purposes only and should not be used for tax preparation without the assistance of your tax advisor.

Reference number	Quantity	Security Description	Opening Trade Date	Closing Trade Date	Sale Proceeds	Cost	(Loss)	Gain
125000100	390	DAIMLER AG	01/17/07	03/26/08	\$ 33,418.73	\$ 23,557.25		\$ 9,861.48
125000200	171	DAIMLER AG	01/17/07	03/28/08	14,688.74	10,328.95		4,359.79
	229		01/18/07		19,670.88	13,966.99		5,703.89
125000300	626	DAIMLER AG	01/18/07	06/18/08	43,311.63	38,180.49		5,131.14

2  
0  
0  
8  
  
Y  
E  
A  
R  
  
E  
N  
D  
  
S  
U  
M  
M  
A  
R  
Y

Ref 00009224 00080731

CITI GLOBAL IMPACT FUNDING  
Account Number 692-17584-10 643

Details on Long Term Gain/Loss 2008 (continued)

Reference number	Quantity	Security Description	Opening Trade Date	Closing Trade Date	Sale Proceeds	Cost	(Loss)	Gain
125000600	1,040	INVESCO LTD	01/20/06	03/28/08	\$ 25,238.54	\$ 18,213.00		\$ 7,025.54
125000700	382	INVESCO LTD	01/20/06	03/28/08	8,635.52	6,339.53		2,295.99
	708		01/23/06		16,889.36	12,542.93		4,346.43
125000800	347	INVESCO LTD	01/23/06	06/19/08	9,157.41	6,147.45		3,009.96
	188		02/17/06		4,961.37	3,559.86		1,401.51
125000900	412	INVESCO LTD	02/17/06	06/20/08	10,733.38	7,801.38		2,931.98
	490		02/21/06		12,765.41	9,415.01		3,350.40
	245		05/15/06		6,382.70	5,136.02		1,246.68
125001200	.0344	UBS AG (NEW) FROM: H8928X127001	Unavailable	05/19/08	1.06			
125002300	670.1347	ADVANCED SEMICONDUCTOR E	08/06/07	12/10/08	1,042.52	3,714.60	(2,672.08)	
	1,961.8653	ADR	08/07/07		3,052.05	10,763.61	(7,711.56)	
125002400	1,600	AEGON N V-ADR AMER REG-ADR	02/23/07	03/26/08	23,197.82	33,036.64	(9,838.82)	
125002500	1,640	AEGON N V-ADR AMER REG-ADR	02/23/07	03/28/08	24,256.81	33,862.55	(9,605.74)	
125002600	259	AEGON N V-ADR AMER REG-ADR	02/23/07	11/06/08	1,254.85	5,347.81	(4,092.96)	
	472		02/26/07		2,286.83	9,891.99	(7,605.16)	
125002700	1,853	AEGON N V-ADR AMER REG-ADR	02/26/07	11/07/08	9,596.07	38,834.43	(29,238.36)	
125002800	574	AGRIUM INC USD	04/12/06	03/25/08	37,975.71	14,501.60		23,474.11
	785		04/13/06		51,935.42	19,862.70		32,072.72
	350		04/17/06		23,155.92	8,840.69		14,315.23
	140		05/05/06		9,262.37	3,843.29		5,419.08
	35		05/15/06		2,315.59	927.50		1,388.09
	196		08/03/06		12,967.31	4,641.44		8,325.87
125002900	394	AGRIUM INC USD	08/03/06	03/26/08	25,775.23	9,330.23		16,445.00
125003000	1,700	ALCATEL-LUCENT ADR	10/24/05	03/26/08	9,553.89	21,349.28	(11,795.39)	
125003100	587	ALCATEL-LUCENT ADR	10/24/05	03/28/08	3,293.03	7,371.78	(4,078.75)	
	1,153		12/22/05		6,488.26	14,675.87	(8,207.61)	
125003200	747	ALCATEL-LUCENT ADR	12/22/05	07/23/08	4,501.17	9,508.13	(5,006.96)	
	450		03/13/06		2,711.55	6,371.06	(3,659.51)	
	1,440		03/27/06		8,676.96	22,161.60	(13,484.64)	
	115		05/15/06		692.95	1,553.65	(860.70)	
125003300	12	AXA S.A SPONS ADR	01/10/05	03/26/08	424.81	295.12		129.69
	30		08/30/05		1,062.03	787.80		274.23
	10		09/30/05		354.01	275.50		78.51
	738		10/24/05		26,125.87	20,516.40		5,609.47
125003400	337	AXA S A SPONS ADR	10/24/05	03/28/08	12,212.74	9,368.60		2,844.14
	275		05/15/06		9,965.89	9,853.25		112.64

2  
0  
0  
8  
Y  
E  
A  
R  
E  
N  
D  
S  
U  
M  
M  
A  
R  
Y

Ref: 00009224 00080732

CITI GLOBAL IMPACT FUNDING

Account Number 692-17584-10 643

2  
0  
0  
8  
  
Y  
E  
A  
R  
  
E  
N  
D  
  
S  
U  
M  
M  
A  
R  
Y

Details of Long Term Gain (Loss) 2008 - continued								
Reference number	Quantity	Security Description	Opening Trade Date	Closing Trade Date	Sale Proceeds	Cost	(Loss)	Gain
125003500	520	BP PLC SPONS ADR	10/24/05	03/26/08	\$ 32,255.24	\$ 33,887.57	(# 1,632.33)	
125003600	530	BP PLC SPONS ADR	10/24/05	03/28/08	31,753.96	34,539.25	(2,785.29)	
125003700	22	BP PLC SPONS ADR	10/24/05	07/18/08	1,372.92	1,433.70	(60.78)	
	150		05/15/06		9,360.82	10,941.00	(1,580.18)	
	660		02/27/07		41,187.59	41,704.41	(516.82)	
125003800	12	BANK YOKOHAMA LTD JAPAN	09/21/05	03/26/08	816.71	865.56	(48.85)	
	148	ADR	10/24/05		10,072.77	11,137.00	(1,064.23)	
125003900	267	BANK YOKOHAMA LTD JAPAN	10/24/05	07/17/08	17,306.57	20,091.75	(2,785.18)	
	68	ADR	05/15/06		4,407.67	5,491.00	(1,083.33)	
		FIGURED TO S/D 07-22-08 TRADE AS OF 07/17/08						
125004000	87	BANK YOKOHAMA LTD JAPAN	05/15/06	07/18/08	5,534.13	7,025.25	(1,491.12)	
		ADR						
125004100	650	BARCLAYS PLC-ADR	03/15/06	03/26/08	23,321.74	30,403.36	(7,081.62)	
125004200	453	BARCLAYS PLC-ADR	03/15/06	03/28/08	16,081.32	21,188.80	(5,107.48)	
	155		03/16/06		5,502.44	7,303.41	(1,800.97)	
	52		03/17/06		1,845.98	2,466.42	(620.44)	
125004400	840	BRITISH SKY BROADCASTING GROUP PLC SPONSORED ADR-USD-	02/17/06	03/28/08	36,883.99	31,508.07		5,375.92
125004500	242	BRITISH SKY BROADCASTING GROUP PLC SPONSORED ADR-USD-	02/17/06	03/28/08	10,780.98	9,077.32		1,703.66
	618		02/23/06		27,531.59	22,781.77		4,749.82
125004600	17	BRITISH SKY BROADCASTING GROUP PLC SPONSORED ADR-USD-	02/23/08	11/14/08	413.55	628.68	(213.13)	
	50		03/08/06		1,216.33	1,779.52	(563.19)	
	130		03/09/06		3,162.45	4,691.65	(1,529.20)	
	185		05/08/06		4,500.41	7,312.23	(2,811.82)	
125005000	2,570	CENTRAL JAPAN RY CO-JPY UNSPONS ADR	02/27/07	03/26/08	25,879.61	31,318.53	(5,438.92)	
125005100	2,630	CENTRAL JAPAN RY CO-JPY UNSPONS ADR	02/27/07	03/28/08	27,351.69	32,049.70	(4,698.01)	
125005200	635	CENTRAL JAPAN RY CO-JPY UNSPONS ADR	02/27/07	04/02/08	6,279.22	7,738.24	(1,459.02)	
	3,520		03/07/07		34,807.67	43,735.30	(8,927.63)	
125005300	3,744	CHEUNG KONG HOLDING-ADR	10/24/05	03/26/08	52,415.42	39,686.40		12,729.02
	386		12/29/05		5,403.94	4,033.70		1,370.24
125005400	114	CHEUNG KONG HOLDING-ADR	12/29/05	03/26/08	1,618.78	1,191.30		427.48
	1,395		01/06/06		19,808.78	15,010.06		4,798.72
	415		05/15/06		5,892.93	4,544.25		1,348.68
	2,316		11/16/06		32,886.84	26,634.93		6,251.91

Ref: 00009224 00080733

CITI GLOBAL IMPACT FUNDING  
Account Number 692-17584-10 643

2  
0  
0  
8  
  
Y  
E  
A  
R  
  
E  
N  
D  
  
S  
U  
M  
M  
A  
R  
Y

Reference number	Quantity	Security Description	Opening Trade Date	Closing Trade Date	Sale Proceeds	Cost	(Loss)	Gain
125005500	859	CHEUNG KONG HOLDING-ADR	11/16/08	08/08/08	\$ 11,974.48	\$ 9,878.84		\$ 2,095.64
	153	TRADE AS OF 08/08/08	12/01/06		2,132.82	1,809.62		323.20
125005600	1,632	CHEUNG KONG HOLDING-ADR	12/01/08	08/11/08	22,960.32	19,302.65		3,657.67
	135		05/04/07		1,899.29	1,871.42		27.87
125005700	1,279	CHEUNG KONG HOLDING-ADR	05/04/07	08/12/08	17,998.23	17,730.01		268.22
125005800	190	DAWA SECURITIES GROUP INC ADR-USD-	03/07/07	03/26/08	17,299.30	23,778.25	(6,478.95)	
125005900	190	DAWA SECURITIES GROUP INC ADR-USD-	03/07/07	03/28/08	16,721.71	23,778.25	(7,056.54)	
125006000	305	DAWA SECURITIES GROUP INC ADR-USD-	03/07/07	11/18/08	14,431.79	38,170.36	(23,738.57)	
125006100	18	DIAGEO PLC SPON ADR-NEW	08/30/05	01/30/08	1,409.82	1,020.06		389.76
	15		09/30/05		1,174.85	870.30		304.55
	447		10/24/05		35,010.48	26,149.50		8,860.98
125006200	741	DIAGEO PLC SPON ADR-NEW	10/24/05	01/31/08	58,288.48	43,348.50		14,939.98
125006300	262	DIAGEO PLC SPON ADR-NEW	10/24/05	03/26/08	21,867.25	15,327.00		6,540.25
	8		12/22/05		667.70	488.64		199.06
125006400	280	DIAGEO PLC SPON ADR-NEW	12/22/05	03/28/08	23,038.14	16,402.31		6,635.83
125006500	67	DIAGEO PLC SPON ADR-NEW	12/22/05	10/06/08	3,998.06	3,924.84		73.22
	375		01/04/08		22,377.21	22,436.25	(59.04)	
125007300	28	ENCANA CORP-CAD	09/19/07	12/09/08	1,275.13	1,743.24	(468.11)	
	504		10/29/07		22,952.28	33,978.77	(11,026.49)	
125007700	298	FRANCE TELECOM SA SPON ADR	07/18/06	03/26/08	9,915.54	6,362.83		3,552.71
	676		07/19/06		22,459.70	14,777.57		7,682.13
	277		07/20/06		9,216.80	6,083.67		3,133.13
125007800	408	FRANCE TELECOM SA SPON ADR	07/20/06	03/28/08	13,639.29	8,960.78		4,678.51
	370		07/21/06		12,368.96	8,098.12		4,270.84
	460		07/24/06		15,377.63	10,270.01		5,107.62
	42		07/25/06		1,404.04	933.61		470.43
125007900	415	FRANCE TELECOM SA SPON ADR	07/25/06	11/05/08	11,119.48	9,224.90		1,894.58
125008000	135	FRESENIUS MEDICAL CARE AG & CO KGAA SPONS ADR	10/14/05	03/26/08	6,592.76	4,352.82		2,239.94
	725		10/24/05		35,405.56	22,040.00		13,365.56
125008100	270	FRESENIUS MEDICAL CARE AG & CO. KGAA SPONS ADR	10/24/05	03/28/08	13,392.23	8,208.00		5,184.23
	610		12/22/05		30,256.51	20,928.26		9,328.25
125008200	5	FRESENIUS MEDICAL CARE	12/22/05	11/06/08	216.17	171.54		44.63
	81	AG & CO. KGAA SPONS ADR	06/01/06		3,501.95	3,016.20		485.75

Ref: 00009224 00080734

CITI GLOBAL IMPACT FUNDING  
Account Number 692-17584-10 643

Details of Long-Term Gain (Loss) 2008 continued

Reference number	Quantity	Security Description	Opening Trade Date	Closing Trade Date	Sale Proceeds	Cost	(Loss)	Gain
125008300	4	GLAXOSMITHKLINE PLC SP ADR	08/30/05	03/26/08	\$ 167.32	\$ 191.72	(\$ 24.40)	
	20		09/30/05		836.59	1,023.40	(186.81)	
	766		10/24/05		32,041.34	38,911.35	(6,870.01)	
125008400	810	GLAXOSMITHKLINE PLC SP ADR	10/24/05	03/28/08	34,303.12	41,146.46	(6,843.34)	
125008500	79	GLAXOSMITHKLINE PLC SP ADR	10/24/05	07/21/08	3,819.27	4,013.05	(193.78)	
	300	TRADE AS OF 07/21/08	12/29/05		14,503.57	15,276.00	(772.43)	
	125		03/10/06		6,043.15	6,793.75	(750.60)	
	184		03/13/06		8,895.52	10,035.84	(1,140.32)	
125008600	141	GLAXOSMITHKLINE PLC SP ADR	03/13/06	08/04/08	6,706.25	7,690.51	(984.26)	
	450		03/27/06		21,402.91	23,980.08	(2,577.17)	
125008700	535	HENKEL KGAA SPONS ADR	10/24/05	01/08/08	26,187.36	14,418.25		11,769.11
125008800	660	HENKEL KGAA SPONS ADR	10/24/05	01/09/08	31,508.37	17,787.00		13,721.37
125008900	171	HENKEL KGAA SPONS ADR	10/24/05	01/10/08	8,205.19	4,608.45		3,596.74
	184		11/30/05		8,828.97	5,422.70		3,406.27
125009000	210	HENKEL KGAA SPONS ADR	10/24/05	01/10/08	10,076.54	5,659.50		4,417.04
125009100	161	HENKEL KGAA SPONS ADR	11/30/05	01/11/08	7,510.20	4,744.86		2,765.34
	239		12/22/05		11,148.67	7,225.77		3,922.90
125009200	425	HENKEL KGAA SPONS ADR	12/22/05	01/14/08	19,912.30	12,849.16		7,063.14
125009300	41	HENKEL KGAA SPONS ADR	12/22/05	01/15/08	1,859.04	1,239.57		619.47
	269		01/04/06		12,197.13	8,684.22		3,512.91
125009400	376	HENKEL KGAA SPONS ADR FIGURED TO S/D 01-22-08 TRADE AS OF 01/16/08	01/04/06	01/16/08	16,545.66	12,138.53		4,407.13
125009500	1,180	INFINEON TECHNOLOGIES ADR	09/14/06	03/26/08	8,236.30	14,596.36	(6,360.06)	
125009600	700	INFINEON TECHNOLOGIES ADR	09/14/06	03/28/08	4,773.94	8,658.86	(3,884.92)	
	520		10/06/06		3,546.36	6,311.29	(2,764.93)	
125009700	15	INTERNATIONAL PWR PLC	01/10/05	03/26/08	1,211.24	450.74		760.50
	15	SPONS ADR	08/30/05		1,211.24	627.45		583.79
	10		09/30/05		807.49	449.00		358.49
	295		10/24/05		23,820.98	11,726.25		12,094.73
	95		10/25/05		7,671.16	3,772.45		3,898.71
125009800	440	INTERNATIONAL PWR PLC SPONS ADR	10/25/05	03/28/08	34,165.62	17,472.40		16,693.22
125009900	273	KONAMI CORP ADR	03/15/06	03/26/08	10,376.09	6,992.05		3,384.04
	257		03/16/06		9,767.97	6,575.27		3,192.70
125010000	550	KONAMI CORP ADR	03/16/06	03/28/08	21,394.76	14,071.59		7,323.17

2  
0  
8  
Y  
E  
A  
R  
E  
N  
D  
S  
U  
M  
M  
A  
R  
Y

Ref: 0009224 00080735

CITI GLOBAL IMPACT FUNDING  
Account Number 692-17584-10 643

Details of Long Term Gain (Loss) 2008 - continued

Reference number	Quantity	Security Description	Opening Trade Date	Closing Trade Date	Sale Proceeds	Cost	(Loss)	Gain
125010100	43	KONAMI CORP ADR	03/16/06	05/07/08	\$ 1,541.08	\$ 1,100.14		\$ 440.94
	222		03/17/06		7,956.27	5,790.85		2,165.42
125010200	413	KONAMI CORP ADR	03/17/06	05/08/08	14,304.96	10,773.06		3,531.90
	175		05/15/06		6,061.42	4,357.50		1,703.92
125010300	5	KONINKLIJKE PHILIPS ELECTRONCIS NS SPON ADR NEW	06/08/05	03/26/08	189.70	134.24		55.48
	80		08/30/05		3,035.17	2,080.80		954.37
	30		09/30/05		1,138.19	798.90		339.29
	935		10/24/05		35,473.50	24,268.02		11,205.48
125010400	1,080	KONINKLIJKE PHILIPS ELECTRONCIS NS SPON ADR NEW	10/24/05	03/28/08	40,592.97	28,031.51		12,561.48
125010500	539	KONINKLIJKE PHILIPS ELECTRONCIS NS SPON ADR NEW	10/24/05	11/06/08	9,987.56	13,989.80	(4,002.24)	
125010600	356	KONINKLIJKE PHILIPS ELECTRONCIS NS SPON ADR NEW	10/24/05	11/07/08	6,764.67	9,240.01	(2,475.34)	
	300		12/29/05		5,700.57	9,462.00	(3,761.43)	
	438		05/15/06		8,322.83	13,950.30	(5,627.47)	
125010700	62	KONINKLIJKE PHILIPS ELECTRONCIS NS SPON ADR NEW	05/15/06	11/17/08	1,053.40	1,974.70	(921.30)	
125011000	810	MILLEA HLDGS INC ADR	10/24/05	03/26/08	33,669.62	31,759.00		1,910.62
125011100	923	MITSUBISHI HLDGS INC ADR	10/24/05	03/28/08	33,504.52	32,212.70		1,291.82
	7		12/29/05		254.10	243.80		10.30
125011200	700	MITSUBISHI CORP SPONS ADR	02/27/07	03/28/08	41,544.54	32,759.02		8,785.52
125011300	536	MITSUBISHI CORP SPONS ADR	02/27/07	07/17/08	32,316.43	25,084.05		7,232.38
125011400	192	MITSUBISHI CORP SPONS ADR	02/27/07	10/06/08	6,773.26	8,985.33	(2,212.07)	
	380		06/15/07		13,405.41	20,052.07	(6,646.66)	
125011500	360	NESTLE S A SPONSORED ADR	10/24/05	03/26/08	44,646.70	26,766.00		17,880.70
125011600	370	NESTLE S A SPONSORED ADR	10/24/05	03/28/08	45,916.49	27,509.50		18,406.99
125011700	174	NESTLE S A SPONSORED ADR	10/24/05	04/28/08	20,703.64	12,936.90		7,766.74
	86		12/29/05		10,232.83	6,437.10		3,795.73
125011800	535	NESTLE S A SPONSORED ADR FIGURED TO S/D 11-06-08 TRADE AS OF 11/03/08	12/29/05	11/03/08	20,900.94	16,017.90		4,883.04
	275		05/15/06		10,743.47	8,360.00		2,383.47
125012500	9	NITTO DENKO CORP ADR	06/11/07	07/17/08	3,035.49	4,895.90	(1,860.41)	
	5		06/13/07		1,686.38	2,625.31	(938.93)	

2  
0  
0  
8  
  
Y  
E  
A  
R  
  
E  
N  
D  
  
S  
U  
M  
M  
A  
R  
Y



Ref. 00009224 00080736

CITI GLOBAL IMPACT FUNDING  
Account Number 692-17584-10 643

Details of Long Term Gain/Loss 2008 *continued*

Reference number	Quantity	Security Description	Opening Trade Date	Closing Trade Date	Sale Proceeds	Cost	(Loss)	Gain
125012600	7	NITTO DENKO CORP	06/14/07	07/18/08	\$ 2,290.61	\$ 3,639.42	(\$ 1,348.81)	
	15	ADR	06/13/07		4,908.45	7,875.92	(2,967.47)	
125012700	13	NITTO DENKO CORP	06/14/07	07/22/08	4,037.29	6,758.92	(2,721.63)	
	12	ADR	06/15/07		3,726.72	6,204.46	(2,477.74)	
125012800	13	NITTO DENKO CORP	06/15/07	07/23/08	4,098.60	6,721.50	(2,622.90)	
	30	ADR	06/18/07		9,458.31	15,433.20	(5,974.89)	
125012900	14	NOKIA CORP SPONSORED ADR	09/30/05	01/09/08	475.93	236.46		239.47
	2,805		10/24/05		95,355.07	45,328.80		50,026.27
	515		12/22/05		17,507.26	9,465.70		8,041.56
125013000	480	NOKIA CORP SPONSORED ADR	12/22/05	03/26/08	15,143.83	8,822.40		6,321.43
125013100	90	NOKIA CORP SPONSORED ADR	12/22/05	03/28/08	2,800.77	1,654.20		1,146.57
	400		01/04/06		12,447.86	7,636.00		4,811.86
125013200	760	NOKIA CORP SPONSORED ADR	01/04/06	06/17/08	19,494.57	14,508.40		4,986.17
125013300	690	NOVO-NORDISK A S ADR	07/13/06	03/26/08	46,635.75	21,751.01		24,884.74
125013400	276	NOVO-NORDISK A S ADR	07/13/06	03/28/08	18,408.99	8,700.40		9,708.59
	434		07/14/06		28,947.48	13,763.12		15,184.36
125013500	416	NOVO-NORDISK A S ADR	07/14/06	04/23/08	27,217.77	13,192.29		14,025.48
	99		06/02/06		6,477.31	3,327.88		3,149.43
125013600	610	NOVO-NORDISK A S ADR	08/03/06	04/24/08	40,513.65	20,641.42		19,872.23
	1		06/02/06		66.42	33.61		32.81
125014000	7	ROLLS ROYCE GROUP PLC	09/30/05	03/26/08	285.25	232.40		52.85
	473	SPONSORED ADR	10/24/05		19,274.53	14,828.55		4,445.98
125014100	490	ROLLS ROYCE GROUP PLC	10/24/05	03/28/08	19,624.28	15,361.50		4,262.78
125014200	22	ROLLS ROYCE GROUP PLC	10/24/05	06/18/08	782.81	689.70		93.11
	200	SPONSORED ADR	12/29/05		7,116.48	7,540.00	(423.52)	
	200		05/15/06		7,116.48	8,150.00	(1,033.52)	
125014300	23	ROYAL DUTCH SHELL PLC ADR	02/11/05	03/26/08	1,568.12	1,354.93		213.19
	247	CL A	10/24/05		16,840.27	14,590.29		2,249.98
125014400	243	ROYAL DUTCH SHELL PLC ADR	10/24/05	03/28/08	16,448.49	14,354.01		2,094.48
	37	CL A	12/22/05		2,504.50	2,289.56		214.94
125014500	600	SANOFI-AVENTIS	03/16/06	03/26/08	21,905.76	27,021.78	(5,116.02)	
	440	SPONS ADR	03/17/06		16,064.22	19,838.72	(3,774.50)	
125014600	45	SANOFI-AVENTIS	03/17/06	03/28/08	1,672.59	2,028.96	(356.37)	
	60	SPONS ADR	05/15/06		2,230.12	2,832.00	(601.88)	

2  
0  
0  
8  
  
Y  
E  
A  
R  
  
E  
N  
D  
  
S  
U  
M  
M  
A  
R  
Y

Ref: 00009224 00080737

CITI GLOBAL IMPACT FUNDING  
Account Number 692-17584-10 643

Details of Long-Term Gain (Loss) 2008 - continued

Reference number	Quantity	Security Description	Opening Trade Date	Closing Trade Date	Sale Proceeds	Cost	(Loss)	Gain
	665		05/24/06		\$ 24,717.18	\$ 31,142.95	(\$ 6,425.77)	
	300		08/02/06		11,150.61	14,074.41	(2,923.80)	
125014700	30	SANOFI-AVENTIS SPONS ADR	08/02/06	11/19/08	863.09	1,407.44	(544.35)	
	195		04/30/07		5,610.06	9,061.79	(3,451.73)	
	205		05/02/07		5,897.76	9,418.73	(3,520.97)	
	246		05/17/07		7,077.30	11,320.45	(4,243.15)	
125014800	254	SANOFI-AVENTIS SPONS ADR	05/17/07	11/20/08	6,916.00	11,688.60	(4,772.60)	
125014900	384	SANOFI-AVENTIS SPONS ADR	11/23/07	11/24/08	10,365.06	17,760.85	(7,395.79)	
125015400	250	SECOM LTD ADR	10/24/05	03/26/08	23,877.23	24,500.00	(622.77)	
125015500	214	SECOM LTD ADR	10/24/05	03/28/08	20,869.05	20,972.00	(102.95)	
	36		12/22/05		3,510.68	3,843.00	(332.32)	
125015600	320	SIEMENS A G SPONS ADR	10/24/05	03/26/08	34,416.42	23,594.69		10,821.73
125015700	60	SIEMENS A G SPONS ADR	10/24/05	03/28/08	6,472.73	4,424.00		2,048.73
	250		03/13/06		26,969.70	22,749.45		4,220.25
	20		03/14/06		2,157.57	1,826.60		330.97
125015800	187	SIEMENS A G SPONS ADR	03/14/06	10/07/08	13,352.11	17,078.73	(3,726.62)	
125015900	336	SIGNET GROUP PLC, SPONS ADR (NEW)	10/20/06	03/26/08	4,048.76	7,520.79	(3,472.03)	
	895		10/24/06		10,784.63	20,290.01	(9,505.38)	
	189		10/26/06		2,277.42	4,418.80	(2,141.38)	
125016000	481	SIGNET GROUP PLC, SPONS ADR (NEW)	10/26/06	03/28/08	5,854.86	11,245.73	(5,390.87)	
	525		10/30/06		6,390.44	11,922.91	(5,532.47)	
	200		11/15/06		2,434.45	4,752.28	(2,317.83)	
	244		11/16/06		2,970.03	5,927.59	(2,957.56)	
125016100	720	SILICON MOTION TECHNOLOGY CORP-TWD ADR	01/23/06	03/26/08	10,336.78	10,157.98		178.80
125016200	181	SILICON MOTION TECHNOLOGY CORP-TWD ADR	01/23/06	03/28/08	2,534.28	2,553.60	(19.32)	
	245		01/24/06		3,430.38	3,434.75	(4.37)	
	130		01/30/06		1,820.20	2,124.98	(304.78)	
	184		01/31/06		2,576.28	2,960.43	(384.15)	
125016300	208	SILICON MOTION TECHNOLOGY CORP-TWD ADR	01/31/06	11/07/08	636.45	3,346.58	(2,710.13)	
125016400	208	SILICON MOTION TECHNOLOGY CORP-TWD ADR	01/31/06	11/10/08	602.53	3,346.57	(2,744.04)	
	84		02/09/06		243.33	1,398.27	(1,154.94)	
125016500	250	SILICON MOTION TECHNOLOGY CORP-TWD ADR	02/09/06	11/11/08	664.79	4,161.52	(3,496.73)	

2  
0  
0  
8  
  
Y  
E  
A  
R  
  
E  
N  
D  
  
S  
U  
M  
M  
A  
R  
Y

Ref: 0009224 00080738

CITI GLOBAL IMPACT FUNDING  
Account Number 692-17584-10 643

Details of Long-term Gain/Losses 2008 - continued

Reference number	Quantity	Security Description	Opening Trade Date	Closing Trade Date	Sale Proceeds	Cost	(Loss)	Gain
125018600	111	SILICON MOTION TECHNOLOGY	02/09/06	11/12/08	\$ 256.09	\$ 1,847.72	(\$ 1,591.63)	
	300	CORP-TWD ADR	05/15/06		692.12	4,158.47	(3,466.35)	
125018700	1,459.7846	SILICONWARE PRECISION INDS	01/20/06	03/26/08	12,641.59	8,831.59		3,810.00
	400.2154	SPON ADR	01/26/06		3,465.83	2,678.13		787.70
125016800	1,076.0729	SILICONWARE PRECISION INDS	01/26/06	03/28/08	8,815.60	7,194.09		1,621.51
	824.9271	SPON ADR	01/27/06		6,764.41	5,696.49		1,067.92
125016900	.0139	SILICONWARE PRECISION INDS	01/27/06	09/08/08	.08	.09	(.01)	
	.0121	SPON ADR	03/09/06		.07	.07		
	.004	CASH IN LIEU OF .03000	05/15/06		.03	.02		.01
		RECORD 07/28/08 PAY 09/08/08						
125017200	36	SONY CORP SPON ADR-NEW	08/30/05	03/26/08	1,497.94	1,187.28		310.66
	20		09/30/05		832.19	661.80		170.39
	674		10/24/05		28,044.83	22,034.00		6,010.83
125017300	740	SONY CORP SPON ADR-NEW	10/24/05	03/28/08	30,162.06	24,191.64		5,970.42
125017400	436	SONY CORP SPON ADR-NEW	10/24/05	06/18/08	21,483.91	14,253.45		7,230.46
	350		02/22/06		17,246.26	16,355.05		891.21
	135		02/23/06		6,652.13	6,412.65		239.48
	255		06/15/06		12,565.12	12,053.27		511.85
125017900	110	TECHNIP ADR	10/25/05	02/19/08	8,336.60	5,994.20		2,342.40
125018000	249	TECHNIP ADR	10/25/05	02/20/08	18,369.52	13,568.68		4,800.84
125018100	310	TECHNIP ADR	10/25/05	03/26/08	24,728.42	16,892.74		7,835.68
125018200	312	TECHNIP ADR	10/25/05	03/28/08	24,647.73	17,001.72		7,646.01
	8		05/15/06		631.99	478.72		153.27
125018300	312	TECHNIP ADR	05/15/06	12/08/08	7,723.89	18,670.08	(10,946.19)	
	187		10/02/07		4,629.38	17,903.38	(13,274.00)	
125020400	1,480	UNITED OVERSEAS BANK LTD SPONS ADR	10/24/05	03/26/08	40,441.55	23,798.00		16,643.55
125020500	1,370	VODAFONE GROUP PLC SPONS ADR NEW	10/24/05	03/26/08	42,155.39	39,594.25		2,561.14
125020600	48.7918	VODAFONE GROUP PLC SPONS	10/24/05	03/28/08	1,517.90	1,410.13		107.77
	174.9796	ADR NEW	12/29/05		5,443.55	4,347.49		1,096.06
	244.9714		05/15/06		7,620.98	6,582.42		1,038.56
	406.8276		06/09/06		12,656.27	10,306.27		2,350.00
	534.4296		07/12/06		16,625.91	13,053.21		3,572.70

2  
0  
0  
8  
  
Y  
E  
A  
R  
  
E  
N  
D  
  
S  
U  
M  
M  
A  
R  
Y

Ref: 00009224 00080739

CITI GLOBAL IMPACT FUNDING  
Account Number 692-17584-10 643

2  
0  
0  
8  
  
Y  
E  
A  
R  
  
E  
N  
D  
  
S  
U  
M  
M  
A  
R  
Y

**Details of Long Term Gain (Loss) 2008 - continued**

Reference number	Quantity	Security Description	Opening Trade Date	Closing Trade Date	Sale Proceeds	Cost	(Loss)	Gain
125020700	36	VODAFONE GROUP PLC SPONS ADR NEW	07/12/06	08/04/08	\$ 974.14	\$ 879.28		\$ 94.86
<b>Total</b>					<b>\$ 3,484,006.28</b>	<b>\$ 3,121,701.89</b>	<b>(\$ 420,680.59)</b>	<b>\$ 782,983.92</b>

**Details of Accrued Income 2008**

*This section shows your accrued income paid or received as a result of purchases and sales.*

Reference number	Transaction Description	Trade Date	Interest Paid	Interest Received	Dividends Received
120009900	CADBURY SCHWEPES PLC ADR	06/27/08			\$ 1,284.83
<b>Total</b>					<b>\$ 1,284.83</b>

**Details of Deposits and Withdrawals 2008**

*This section reflects any deposits or withdrawals made to your account during the year.*

**Deposits**

Reference number	Date	Description	Amount	Reference number	Date	Description	Amount
210000100	10/29/08	ROYAL DUTCH SHELL PLC ADR CL A VERSUS PAYABLE DATE 12/12/07 TAX REFUND ON 2110 SHARES PAY DATE 12/12/07	\$ 89.04	210000200	12/04/08	AKZO NOBEL N.V.ADR-EUR TAX REFUND OF .091400 FOR RCD 10/20/06, PAY 11/02/06	\$ 137.56

Ref: 00009225 00080745

SMITH BARNEY CHARITABLE  
Account Number 692-17586-18 643

Details of Earnings 2008

2  
0  
0  
8  
  
Y  
E  
A  
R  
  
E  
N  
D  
  
S  
U  
M  
M  
A  
R  
Y

Dividends and Distributions, Section 1

Amounts displayed for dividends include dividend reinvestments, money fund earnings, accrued dividends received and dividends exempt from Federal income tax.

"Total dividends" includes both Qualified and non-qualified dividends received.

"Total capital gain distributions" is a total of long term capital gain distributions, Unrecaptured Sec. 1250 gain and Section 1202 gain.

Reference number	Description	Total dividends	Qualified dividends	Short term capital gains	Total capital gain distributions	Unrecaptured Sec. 1250 gain	Section 1202 gain	Alternative minimum tax
160000100	ALLERGAN INC	\$ 1,288.60	\$ 1,288.60					
160000200	*** AMERICA MOVIL S.A.B DE CV SER L SPONS ADR	2,107.46	2,107.46					
160000300	CME GROUP INC CLASS A	5,413.20	5,413.20					
160000400	EXPEDITORS INTL OF WASH INC	569.12	569.12					
160000500	WESTERN ASSET MONEY MARKET FUND CLASS A	3,375.50						
160000600	LOWES COMPANIES INC	738.64	738.64					
160000700	MOODYS CORPORATION	2,257.40	2,257.40					
160000800	*** SCHLUMBERGER LTD	3,985.52	3,985.52					
160000900	STRYKER CORP	740.85	740.85					
160001000	VISA INC COM CL A	905.73	905.73					
160001100	WALGREEN CO NEW	468.92	468.92					
<b>Totals</b>		<b>\$ 21,850.94</b>	<b>\$ 18,475.44</b>					

Details of Short Term Gain (Loss) 2008

This section shows your sales of securities during the year. The "Sale Proceeds" column excludes any accrued income you may have received. In addition, although cash in lieu less than \$20 is not included on Form 1099-B (if applicable), it is included in this section. Please note, this material is being prepared for informational purposes only and should not be used for tax preparation without the assistance of your tax advisor.

Reference number	Quantity	Security Description	Opening Trade Date	Closing Trade Date	Sale Proceeds	Cost	(Loss)	Gain
125000500	325	AMAZON COM INC	01/03/08	05/05/08	\$ 24,824.99	\$ 31,514.37	(\$ 6,689.38)	
125000600	31	AMAZON COM INC	01/03/08	05/13/08	2,304.83	3,005.99	(701.16)	
125000700	308	AMAZON COM INC	01/03/08	06/05/08	25,968.16	29,865.93	(3,897.77)	



Smith Barney Reserved  
Client Statement  
2008 Year End Summary

Ref: 00009225 00080746

SMITH BARNEY CHARITABLE  
Account Number 692-17586-18 643

2  
0  
0  
8  
  
Y  
E  
A  
R  
  
E  
N  
D  
  
S  
U  
M  
M  
A  
R  
Y

Reference number	Quantity	Security Description	Opening Trade Date	Closing Trade Date	Sale Proceeds	Cost	(Loss)	Gain
125002000	146	CERNER CORP	12/28/07	10/28/08	\$ 5,153.70	\$ 8,407.80	(\$ 3,254.10)	
	202		12/31/07		7,130.46	11,438.73	(4,308.27)	
	30		01/03/08		1,058.98	1,708.84	(647.86)	
125002100	929	EMC CORP-MASS	07/13/07	05/05/08	14,764.51	17,701.91	(2,937.40)	
125002200	567	EMC CORP-MASS	07/13/07	08/05/08	9,923.35	10,804.07	(880.72)	
125002800	253	EXPEDITORS INTL OF WASH INC	12/28/07	11/21/08	6,884.52	11,488.20	(4,603.68)	
	272		12/31/07		7,401.54	12,261.57	(4,860.03)	
	196		01/03/08		5,333.47	8,561.28	(3,227.81)	
125002900	220	FMC TECHNOLOGIES INC	07/30/07	05/05/08	14,812.84	10,099.71		4,713.13
125003000	100	FMC TECHNOLOGIES INC	07/30/07	05/13/08	7,762.83	4,590.78		3,172.05
125003400	275	GENENTECH INC	12/28/07	09/22/08	25,544.74	18,444.75		7,099.99
	302		12/31/07		28,052.77	20,310.77		7,742.00
	203		01/03/08		18,856.67	13,649.98		5,206.69
125005400	.3012	JOHN BEAN TECHNOLOGIES CORP	07/31/07	07/31/08	3.89	3.02		.87
	.0143	CASH IN LIEU OF .98400	08/15/07		18	14		04
	.0328		12/28/07		.42	.41		01
	.046		12/31/07		.59	.57		.02
	.0248		01/03/08		.32	.32		
	2189		01/23/08		2.83	2.18		.65
	2656		07/14/08		3.44	4.25	(.81)	
125005500	11.2177	JOHN BEAN TECHNOLOGIES CORP	08/15/07	08/07/08	138.06	105.89		32.17
	25.6712		12/28/07		315.93	320.81	(4.88)	
	36.026		12/31/07		443.37	447.40	(4.03)	
	19.4152		01/03/08		238.94	254.05	(15.11)	
	171.5011		01/23/08		2,110.65	1,709.01		401.64
	208.1744		07/14/08		2,561.99	3,326.79	(764.80)	
125005600	150	LAS VEGAS SANDS CORP	11/13/07	05/05/08	10,849.54	17,394.73	(6,545.19)	
125005700	177	LAS VEGAS SANDS CORP	11/13/07	05/13/08	12,232.40	20,525.79	(8,293.39)	
125005800	71	LAS VEGAS SANDS CORP	11/13/07	06/05/08	4,551.07	8,233.51	(3,682.44)	
125005900	468	LOWES COMPANIES INC	12/28/07	03/18/08	9,972.74	10,718.32	(745.58)	
	434		12/31/07		9,248.22	9,869.72	(621.50)	
	578		01/03/08		12,316.75	12,803.68	(486.93)	
125006300	422	NATIONAL OILWELL VARCO INC	06/14/07	05/13/08	32,017.97	22,107.31		9,910.66
125007200	181	TEVA PHARMACEUTICAL INDS	12/28/07	02/04/08	8,264.66	8,434.06	(169.40)	
	122	LTD ADR	12/31/07		5,570.65	5,678.49	(107.84)	
	273		01/03/08		12,465.48	12,803.32	(337.84)	
125007500	83	VISA INC COM CL A	03/20/08	05/05/08	6,984.34	5,080.46		1,903.88

Ref: 00006225 00080747

SMITH BARNEY CHARITABLE  
Account Number 692-17586-18 643

2  
0  
0  
8  
  
Y  
E  
A  
R  
  
E  
N  
D  
  
S  
U  
M  
M  
A  
R  
Y

Details of Short-Term Gain (Loss) 2008 (continued)

Reference number	Quantity	Security Description	Opening Trade Date	Closing Trade Date	Sale Proceeds	Cost	(Loss)	Gain
125007600	100	VISA INC COM CL A	03/20/08	05/13/08	\$ 8,218.39	\$ 6,121.04		\$ 2,097.35
125007700	76	VISA INC COM CL A	03/20/08	06/05/08	6,564.84	4,651.99		1,912.85
125007800	179	WALGREEN CO NEW	12/28/07	04/16/08	6,405.01	6,930.40	(525.39)	
	192		12/31/07		6,870.18	7,327.26	(457.08)	
	343		01/03/08		12,273.29	12,117.68		155.61
125007900	427	YAHOO INC	02/26/07	01/18/08	8,787.70	13,720.62	(4,932.92)	
	230		12/28/07		4,733.42	5,374.48	(641.06)	
	140		12/31/07		2,881.21	3,260.66	(379.45)	
	396		01/03/08		8,149.71	9,480.32	(1,330.61)	
<b>Total</b>					<b>\$ 400,856.54</b>	<b>\$ 422,661.36</b>	<b>(\$ 66,054.43)</b>	<b>\$ 44,348.61</b>

Details of Long-Term Gain (Loss) 2008

This section shows your sales of securities during the year. The "Sale Proceeds" column excludes any accrued income you may have received. In addition, although cash in lieu less than \$20 is not included on Form 1099-B (if applicable), it is included in this section. Please note, this material is being prepared for informational purposes only and should not be used for tax preparation without the assistance of your tax advisor.

Reference number	Quantity	Security Description	Opening Trade Date	Closing Trade Date	Sale Proceeds	Cost	(Loss)	Gain
125000100	23 6471 21.3529	ABRAXIS BIOSCIENCE INC NEW	11/14/06 12/07/06	06/05/08	\$ 1,609.65 1,453.48	\$ 1,047.52 999.06		\$ 562.13 454.42
125000200	404	ALLERGAN INC	11/14/06	05/05/08	21,807.02	21,937.99	(130.97)	
125000300	44	ALLERGAN INC	11/14/06	05/13/08	2,302.50	2,389.29	(86.79)	
125000400	181	ALLERGAN INC	11/14/06	06/05/08	10,684.64	9,828.65		855.99
125000800	590	AMERICA MOVIL S.A.B DE CV SER L SPONS ADR	11/14/06	04/11/08	37,286.73	25,948.20		11,338.53
125000900	57 223	AMERICA MOVIL S.A.B DE CV SER L SPONS ADR	11/14/06 12/07/06	05/05/08	3,320.47 12,990.63	2,506.86 10,162.44		813.61 2,828.19
125001000	150 51	AMERICA MOVIL S A B DE CV SER L SPONS ADR	12/07/06 12/20/06	06/05/08	8,557.75 2,909.63	6,835.73 2,218.54		1,722.02 691.09
125001100	1,369	AMERICA MOVIL S.A.B DE CV SER L SPONS ADR	12/20/06	07/11/08	68,266.71	59,552.60		8,714.11
125001200	146	APPLE INC	12/20/06	06/05/08	27,539.82	12,466.88		15,072.94
125001300	276 323	BROADCOM CORP CL A	12/07/06 12/20/06	06/05/08	7,181.92 8,404.93	9,509.75 10,791.01	(2,327.83) (2,386.08)	

Ref 00009225 00080748

SMITH BARNEY CHARITABLE  
Account Number 692-17586-18 643

Details of Long Term Gain (Loss) 2008 (continued)

2  
0  
0  
8  
  
Y  
E  
A  
R  
  
E  
N  
D  
  
S  
U  
M  
M  
A  
R  
Y

Reference number	Quantity	Security Description	Opening Trade Date	Closing Trade Date	Sale Proceeds	Cost	(Loss)	Gain
125001400	555	BROADCOM CORP CL A	12/20/06	06/05/08	\$ 16,023.32	\$ 18,541.83	(\$ 2,518.51)	
125001500	1,152	BROADCOM CORP CL A	12/20/06	07/29/08	27,761.43	38,486.82	(10,725.39)	
	950		12/22/06		22,893.54	30,172.38	(7,278.84)	
125001600	24	CME GROUP INC CLASS A	12/07/06	05/05/08	11,832.60	13,028.98	(1,196.38)	
125001700	115	CERNER CORP	03/28/07	05/05/08	5,415.37	6,415.77	(1,000.40)	
125001800	48	CERNER CORP	03/28/07	06/05/08	2,283.34	2,677.89	(394.55)	
125001900	742	CERNER CORP	03/28/07	10/27/08	25,646.63	41,395.66	(15,749.03)	
125002000	646	CERNER CORP	03/28/07	10/28/08	22,803.34	36,039.88	(13,236.54)	
	194		03/30/07		6,848.06	10,588.58	(3,740.52)	
125002300	5,553	EMC CORP-MASS	07/13/07	12/05/08	56,714.13	105,811.31	(49,097.18)	
	98		10/22/07		1,000.90	2,202.33	(1,201.43)	
125002400	163	EXPEDITORS INTL OF WASH INC	03/02/07	06/05/08	7,901.74	7,460.65		451.09
	92		03/02/07		4,459.88	4,199.40		260.48
125002500	161	EXPEDITORS INTL OF WASH INC	03/02/07	06/05/08	7,618.71	7,348.96		269.75
125002600	641	EXPEDITORS INTL OF WASH INC TRADE AS OF 11/19/08	03/02/07	11/19/08	18,652.41	29,258.89	(10,606.48)	
125002700	1,201	EXPEDITORS INTL OF WASH INC	03/02/07	11/20/08	33,215.75	54,820.49	(21,604.74)	
125002800	715	EXPEDITORS INTL OF WASH INC	03/02/07	11/21/08	19,456.25	32,636.68	(13,180.43)	
	118		03/09/07		3,210.96	5,277.83	(2,066.87)	
125003100	1,189	GENENTECH INC	12/20/06	04/11/08	91,371.52	95,677.05	(4,305.53)	
	72		12/22/06		5,533.01	5,790.70	(257.69)	
125003200	139	GENENTECH INC	12/22/06	05/05/08	9,359.45	11,179.27	(1,819.82)	
125003300	73	GENENTECH INC	12/22/06	06/05/08	5,320.94	5,871.13	(550.19)	
125003400	543	GENENTECH INC	12/22/06	09/22/08	50,439.26	43,671.53		6,767.73
	619		12/27/06		57,498.90	49,484.96		8,013.94
	829		01/05/07		77,005.79	69,276.55		7,729.24
125003500	234	GENZYME CORP	11/14/06	05/05/08	16,305.72	15,268.92		1,036.80
125003600	67	GENZYME CORP	11/14/06	05/13/08	4,555.30	4,371.87		183.43
125003700	55	GENZYME CORP	11/14/06	06/05/08	3,801.57	3,588.85		212.72
125003800	185	GENZYME CORP	11/14/06	11/06/08	13,052.01	12,071.58		980.43
	103		12/07/06		7,266.79	6,468.21		798.58
125003900	306	GENZYME CORP	12/07/06	12/05/08	19,317.33	19,216.25		101.08
	81		12/20/06		5,113.41	5,111.99		1.42



Ref. 00009225 00080749

SMITH BARNEY CHARITABLE  
Account Number 692-17586-18 643

Details of Long-Term Gain/(Loss) 2008 - continued

Reference number	Quantity	Security Description	Opening Trade Date	Closing Trade Date	Sale Proceeds	Cost	(Loss)	Gain
125004000	38	GOOGLE INC CLASS A	11/14/06	05/05/08	\$ 22,512.43	\$ 18,400.82		\$ 4,111.61
125004100	1	GOOGLE INC CLASS A	11/14/06	05/13/08	581.79	484.23		97.56
	25	CLASS A	12/20/06		14,544.66	11,611.27		2,933.39
125004200	34	GOOGLE INC CLASS A	12/20/06	06/05/08	19,820.18	15,791.33		4,028.85
125004300	103	GOOGLE INC CLASS A	12/20/06	11/06/08	34,059.84	47,838.43	(13,778.59)	
125004400	20	GOOGLE INC CLASS A	12/20/06	11/13/08	5,682.56	9,289.02	(3,606.46)	
125004500	17	INTERCONTINENTALEXCHANGE INC	12/07/06	05/05/08	2,770.62	1,797.44		973.18
	55		12/20/06		8,963.75	6,035.54		2,928.21
125004600	40	INTERCONTINENTALEXCHANGE INC	12/20/06	05/13/08	6,319.96	4,389.48		1,930.48
125004700	74	INTERCONTINENTALEXCHANGE INC	12/20/06	06/05/08	9,927.04	8,120.54		1,806.50
125004800	18	INTUITIVE SURGICAL INC	12/20/06	05/05/08	5,300.43	1,810.28		3,490.15
125004900	27	INTUITIVE SURGICAL INC	12/20/06	05/13/08	7,765.15	2,715.42		5,049.73
125005000	21	INTUITIVE SURGICAL INC	12/20/06	06/05/08	6,057.62	2,111.99		3,945.63
125005100	16	INTUITIVE SURGICAL INC	12/20/06	11/13/08	2,490.24	1,609.14		881.10
125005200	26	IRON MTN INC (DEL)	11/14/06	05/05/08	771.01	746.68		24.33
125005300	177.6388	IRON MTN INC (DEL)	11/14/06	05/13/08	5,203.94	5,101.55		102.39
	4.3612		12/20/06		127.76	120.88		6.88
125005400	.0804	JOHN BEAN TECHNOLOGIES CORP CASH IN LIEU OF .98400	07/30/07	07/31/08	1.04	.79		.25
125005500	62.9916	JOHN BEAN TECHNOLOGIES CORP	07/30/07	08/07/08	775.23	622.55		152.68
	236.0028		07/31/07		2,904.47	2,363.91		540.56
125005900	589	LOWES COMPANIES INC	11/14/06	03/18/08	12,551.16	17,042.19	(4,491.03)	
	337		12/07/06		7,181.22	10,578.09	(3,396.87)	
	2,941		12/20/06		62,670.55	89,607.56	(26,937.01)	
	1,334		12/22/06		28,426.56	40,418.73	(11,992.17)	
	1,122		12/27/06		23,908.99	34,950.30	(11,041.31)	
	1,184		01/05/07		25,230.17	37,859.11	(12,628.94)	
	167		01/11/07		3,558.65	5,477.60	(1,918.95)	
	79		02/26/07		1,683.43	2,731.64	(1,048.21)	
125006000	40	MOODYS CORPORATION	12/20/06	05/05/08	1,549.76	2,804.36	(1,254.60)	
125006100	100	MOODYS CORPORATION	12/20/06	05/13/08	4,246.24	7,010.90	(2,764.66)	
125006200	205	MOODYS CORPORATION	12/20/06	06/05/08	8,385.68	14,372.34	(5,986.66)	

2  
0  
0  
8  
  
Y  
E  
A  
R  
  
E  
N  
D  
  
S  
U  
M  
M  
A  
R  
Y

Ref: 00009225 00080750

SMITH BARNEY CHARITABLE  
Account Number 692-17586-18 643

Details of Long Term Gain (Loss) 2008 - Continued

Reference number	Quantity	Security Description	Opening Trade Date	Closing Trade Date	Sale Proceeds	Cost	(Loss)	Gain
125008400	193	SALESFORCE COM INC	02/14/07	05/05/08	\$ 13,257.59	\$ 9,598.24		\$ 3,659.35
125006500	138	SALESFORCE.COM INC	02/14/07	06/05/08	9,935.58	6,862.99		3,072.59
125006600	100	SCHLUMBERGER LTD	12/07/06	05/06/08	10,137.92	6,717.83		3,420.09
125008700	271	SCHLUMBERGER LTD	12/07/06	05/13/08	28,271.05	18,205.32		10,065.73
125008800	157	STARBUCKS CORP	11/08/06	05/05/08	2,553.41	5,798.14	(3,244.73)	
	128		11/14/06		2,081.77	4,889.15	(2,807.38)	
125006900	243	STARBUCKS CORP	11/14/06	05/13/08	3,815.07	9,281.75	(5,466.68)	
125007000	167	STARBUCKS CORP	11/14/06	06/05/08	3,046.51	6,378.82	(3,332.31)	
125007100	98	STRYKER CORP	11/08/06	05/13/08	6,256.29	5,075.40		1,180.89
	2		11/14/06		127.68	101.77		25.91
125007200	165	TEVA PHARMACEUTICAL INDS	12/20/06	02/04/08	7,534.08	5,218.04		2,316.04
	1,082	LTD ADR	12/22/06		49,405.31	33,883.91		15,521.40
	1,219		12/27/06		55,660.88	38,618.53		17,042.35
	246		01/05/07		11,232.63	7,876.92		3,355.71
	375		01/11/07		17,122.91	12,337.50		4,785.41
125007300	78	VARIAN MEDICAL SYSTEMS INC	11/08/06	05/13/08	3,553.94	4,241.59	(687.65)	
	90		11/14/06		4,100.69	4,569.28	(468.59)	
125007400	63	VARIAN MEDICAL SYSTEMS INC	11/14/06	06/05/08	3,044.14	3,198.50	(154.36)	
125007800	821	WALGREEN CO NEW	11/14/06	04/16/08	29,377.19	34,525.18	(5,147.99)	
	1,204		12/20/06		43,081.77	55,245.78	(12,164.01)	
	765		12/22/06		27,373.38	36,029.28	(8,655.90)	
	736		12/27/06		26,335.70	33,827.74	(7,492.04)	
	457		01/05/07		18,352.47	20,935.17	(4,582.70)	
	89		01/11/07		3,184.62	4,084.21	(899.59)	
	150		02/26/07		5,367.33	6,816.95	(1,449.62)	
125007900	1,430	YAHOO INC	12/20/06	01/18/08	29,429.52	37,089.19	(7,659.67)	
	792		12/22/06		16,299.43	20,272.67	(3,973.24)	
	1,043		12/27/06		21,465.03	26,679.63	(5,214.60)	
	825		01/05/07		16,978.57	22,320.05	(5,341.48)	
	95		01/11/07		1,955.11	2,753.01	(797.90)	
<b>Total</b>					<b>\$ 1,878,304.94</b>	<b>\$ 1,858,844.36</b>	<b>(\$ 345,848.09)</b>	<b>\$ 167,308.67</b>

2  
0  
0  
8  
  
Y  
E  
A  
R  
  
E  
N  
D  
  
S  
U  
M  
M  
A  
R  
Y

Ref: 00009226 00080757

CITI GLOBAL IMPACT FUNDING

Account Number 692-17588-16 643

Details of Short-Term Gain (Loss) 2008

This section shows your sales of securities during the year. The "Sale Proceeds" column excludes any accrued income you may have received. In addition, although cash in lieu less than \$20 is not included on Form 1099-B (if applicable), it is included in this section. Please note, this material is being prepared for informational purposes only and should not be used for tax preparation without the assistance of your tax advisor.

2  
0  
0  
8  
  
Y  
E  
A  
R  
  
E  
N  
D  
  
S  
U  
M  
M  
A  
R  
Y

Reference number	Quantity	Security Description	Opening Trade Date	Closing Trade Date	Sale Proceeds	Cost	(Loss)	Gain
125000400	600	SEAGATE TECHNOLOGY	12/28/07	11/13/08	\$ 2,796.34	\$ 15,506.10	(\$ 12,709.76)	
	300	-USD	12/31/07		1,398.17	7,696.98	(6,298.81)	
	1,000		01/03/08		4,660.57	24,450.00	(19,789.43)	
125001000	200	ANADARKO PETROLEUM CORP	01/03/08	01/25/08	11,384.50	13,338.00	(1,953.50)	
125001400	300	ANHEUSER-BUSCH COMPANIES INC	12/31/07	07/14/08	20,126.02	15,763.17		4,362.85
	200		01/03/08		13,417.34	10,532.00		2,885.34
125001900	200	COCA-COLA CO	12/28/07	06/05/08	11,416.31	12,440.00	(1,023.69)	
	200		01/03/08		11,416.32	12,342.00	(925.68)	
125002200	265	DUKE REALTY CORP	12/28/07	01/10/08	5,867.87	6,975.70	(1,107.83)	
125002300	1,135	DUKE REALTY CORP	12/28/07	01/23/08	25,910.06	29,877.06	(3,967.00)	
	200		12/31/07		4,565.65	5,240.06	(674.41)	
	700		01/03/08		15,979.78	17,184.02	(1,204.24)	
125002400	.0099	FAIRPOINT COMMUNICATIONS INC	12/28/07	04/01/08	.07	.10	(.03)	
	.005	CASH IN LIEU OF .20866	12/31/07		.04	.05	(.01)	
	.0198	RECORD 03/07/08 PAY 03/31/08 FROM: 92343V104000 (SPINOFF)	01/03/08		.14	.20	(.06)	
125002500	3.7619	FAIRPOINT COMMUNICATIONS INC	12/28/07	04/29/08	34.25	38.96	(4.71)	
	1.881		12/31/07		17.13	19.17	(2.04)	
	7.5237		01/03/08		68.50	75.66	(7.16)	
125003000	500	GANNETT CO INC	12/28/07	09/15/08	8,237.30	19,060.00	(10,822.70)	
	290		01/03/08		4,777.63	10,570.50	(5,792.87)	
125003100	410	GANNETT CO INC	01/03/08	09/16/08	6,574.52	14,944.50	(8,369.98)	
125003300	1,200	HALLIBURTON CO HOLDINGS CO	01/07/08	05/05/08	55,241.33	44,266.68		10,974.65
	400		01/11/08		18,413.77	14,421.76		3,992.01
125003400	300	HALLIBURTON CO HOLDINGS CO	01/11/08	06/05/08	14,678.25	10,816.32		3,861.93
125003500	200	HALLIBURTON CO HOLDINGS CO	01/11/08	07/22/08	9,219.34	7,210.88		2,008.46
125003600	1,800	HOME DEPOT INC	11/05/07	09/17/08	47,021.85	53,666.64	(6,644.79)	
	600		11/14/07		15,673.95	17,622.24	(1,948.29)	
125003700	500	HOME DEPOT INC	11/14/07	09/18/08	12,826.02	14,685.20	(1,859.18)	
125003800	600	HOME DEPOT INC	11/14/07	09/22/08	15,814.95	17,622.24	(1,807.29)	
	955		11/30/07		25,172.13	27,265.82	(2,093.69)	
	345		12/03/07		9,093.59	9,978.75	(885.16)	

Ref. 00009228 00080758

CITI GLOBAL IMPACT FUNDING

Account Number 692-17588-16 643

2  
0  
0  
8  
  
Y  
E  
A  
R  
  
E  
N  
D  
  
S  
U  
M  
M  
A  
R  
Y

Details of Short Term Gain (Loss) 2008 *Continued*

Reference number	Quantity	Security Description	Opening Trade Date	Closing Trade Date	Sale Proceeds	Cost	(Loss)	Gain		
125003900	700	HOME DEPOT INC	12/03/07	09/24/08	\$ 17,298.58	\$ 20,246.73	(\$ 2,948.15)			
	300		12/18/07		7,413.68				7,784.24	(350.56)
125004000	1,000	HOST HOTELS & RESORTS INC	02/07/08	05/13/08	18,219.89	17,046.80		1,173.09		
125004100	1,000	INTEL CORP	01/31/08	05/05/08	23,259.86	21,025.20		2,234.66		
125004200	600	INTEL CORP	01/31/08	06/05/08	14,219.92	12,615.12		1,604.80		
125004600	1,100	KEYCORP -NEW	12/28/07	08/04/08	11,625.17	26,040.52	(14,415.35)			
	400		12/31/07		4,227.34				9,458.24	(5,230.90)
	70		01/03/08		739.78				1,585.29	(845.51)
125004700	530	KEYCORP -NEW	01/03/08	08/05/08	5,676.21	12,002.91	(6,326.70)			
125005300	600	MERRILL LYNCH & CO INC	06/21/07	01/15/08	32,122.01	51,828.24	(19,706.23)			
	700		06/25/07		37,475.67				58,503.76	(21,028.09)
	500		06/28/07		26,768.34				43,087.45	(16,319.11)
125005400	100	MERRILL LYNCH & CO INC	06/28/07	01/18/08	4,953.97	8,617.49	(3,663.52)			
	600		07/05/07		29,723.85				50,321.04	(20,597.19)
125005500	100	MERRILL LYNCH & CO INC	07/05/07	01/23/08	5,588.26	8,386.84	(2,798.58)			
	600		12/28/07		27,941.32				26,592.35	1,348.97
	100		12/31/07		5,588.26				5,400.00	188.26
	200		01/03/08		11,176.54				10,370.00	806.54
125006100	100	NORFOLK SOUTHERN CORP	12/28/07	06/03/08	6,604.13	5,094.57		1,509.56		
125006200	100	NORFOLK SOUTHERN CORP	12/28/07	06/09/08	6,504.69	5,094.57		1,410.12		
	100		12/31/07		6,504.69				5,060.49	1,444.20
	400		01/03/08		26,018.78				19,480.00	6,538.78
125006400	195	PETROBRAS	04/13/07	01/03/08	22,815.12	10,240.41		12,574.71		
	205	TRADE AS OF 01/03/08	04/18/07		23,985.12	10,729.69		13,255.43		
125006500	200	PETROBRAS	04/18/07	01/04/08	22,085.02	10,467.99		11,617.03		
125006600	795	PETROBRAS	04/18/07	01/08/08	89,435.97	41,610.26		47,825.71		
125006700	660	PHILIP MORRIS INTL INC	04/25/07	04/10/08	32,396.97	32,144.96		252.01		
125006800	440	PHILIP MORRIS INTL INC	04/25/07	04/16/08	21,562.43	21,429.98		132.45		
	200		12/31/07		9,801.10				10,535.69	(734.59)
	200		01/03/08		9,801.10				10,504.94	(703.84)
125007100	5	REGIONS FINANCIAL CORP (NEW)	12/28/07	08/06/08	48.68	117.96	(69.28)			
125007200	2,095	REGIONS FINANCIAL CORP (NEW)	12/28/07	08/13/08	17,735.33	49,423.77	(31,688.44)			
	600		12/31/07		5,079.33				14,254.68	(9,175.35)
	1,100		01/03/08		9,312.11				25,652.00	(16,339.89)

Ref: 00009226 00080759

CITI GLOBAL IMPACT FUNDING

Account Number 692-17588-16 643

2  
0  
8  
Y  
E  
A  
R  
E  
N  
D  
S  
U  
M  
M  
A  
R  
Y

**Details of Short-Term Gain (Loss) 2008 - continued**

Reference number	Quantity	Security Description	Opening Trade Date	Closing Trade Date	Sale Proceeds	Cost	(Loss)	Gain		
125007800	200	SEMPRA ENERGY	12/31/07	03/11/08	\$ 10,485.28	\$ 12,397.24	(\$ 1,911.96)			
	300		01/03/08		15,727.93				18,273.00	(2,545.07)
125007900	600	3M COMPANY	05/16/08	11/13/08	35,350.90	48,991.82	(11,640.92)			
	50		05/29/08		2,945.91				3,871.07	(925.18)
125008000	200	TOTAL S.A SPONS ADR	12/13/07	06/05/08	17,075.90	16,631.48		444.42		
125008600	700	WACHOVIA CORP 2ND NEW	12/28/07	07/16/08	6,596.13	26,684.00	(20,087.87)			
	200		12/31/07		1,884.61				7,666.64	(5,782.03)
	400		01/03/08		3,769.22				14,695.32	(10,926.10)
125008700	700	WASTE MGMT INC DEL	01/14/08	05/13/08	25,794.22	22,405.60		3,388.62		
125008800	400	WASTE MGMT INC DEL	01/14/08	06/05/08	15,327.91	12,803.20		2,524.71		
125009100	300	WYETH	11/08/07	06/05/08	13,319.92	13,825.20	(505.28)			
<b>Total</b>					<b>\$ 1,113,790.84</b>	<b>\$ 1,292,589.51</b>	<b>(\$ 317,167.98)</b>	<b>\$ 138,359.31</b>		

**Details of Long-Term Gain (Loss) 2008**

This section shows your sales of securities during the year. The "Sale Proceeds" column excludes any accrued income you may have received. In addition, although cash in lieu less than \$20 is not included on Form 1099-B (if applicable), it is included in this section. Please note, this material is being prepared for informational purposes only and should not be used for tax preparation without the assistance of your tax advisor.

Reference number	Quantity	Security Description	Opening Trade Date	Closing Trade Date	Sale Proceeds	Cost	(Loss)	Gain		
125000100	50	SEAGATE TECHNOLOGY	12/13/05	10/28/08	\$ 321.89	\$ 955.00	(\$ 633.11)			
	150	-USD	12/20/05		965.68				2,916.00	(1,950.32)
	350		12/28/05		2,253.26				6,825.00	(4,571.74)
125000200	250	SEAGATE TECHNOLOGY	01/05/06	11/03/08	1,769.81	5,200.00	(3,430.19)			
	300	-USD	01/06/06		2,123.78				6,381.00	(4,257.22)
	400		04/20/06		2,831.70				10,168.00	(7,336.30)
	600		06/06/06		4,247.55				13,559.58	(9,312.03)
	600		11/08/06		4,247.55				13,794.00	(9,546.45)
	900		11/14/06		6,371.33				21,204.00	(14,832.67)
	50		12/20/06		353.98				1,350.94	(996.96)
125000300	450	SEAGATE TECHNOLOGY	12/20/06	11/12/08	2,197.79	12,158.46	(9,960.67)			
	600	-USD	12/22/06		2,930.38				15,954.00	(13,023.62)
	945		01/05/07		4,615.35				24,608.37	(19,993.02)
125000400	55	SEAGATE TECHNOLOGY	01/05/07	11/13/08	256.33	1,432.23	(1,175.90)			

Ref: 00009228 00080760

CITI GLOBAL IMPACT FUNDING  
Account Number 692-17588-16 643

2  
0  
0  
8  
  
Y  
E  
A  
R  
  
E  
N  
D  
  
S  
U  
M  
M  
A  
R  
Y

Details of Long Term Gain (Loss) 2008 - continued

Reference number	Quantity	Security Description	Opening Trade Date	Closing Trade Date	Sale Proceeds	Cost	(Loss)	Gain
125000500	340	ALTRIA GROUP INC	11/14/06	06/05/08	\$ 7,527.55	\$ 6,403.53		\$ 1,124.02
	260		12/20/06		5,756.37	5,177.05		579.32
125000600	250	ANADARKO PETROLEUM CORP	12/20/06	01/07/08	15,597.01	10,806.87		4,790.14
125000700	350	ANADARKO PETROLEUM CORP	12/20/06	01/08/08	22,099.50	16,129.63		6,969.87
125000800	540	ANADARKO PETROLEUM CORP	12/20/06	01/14/08	34,713.53	23,342.85		11,370.68
	260		12/22/06		16,713.92	10,943.40		5,770.52
125000900	40	ANADARKO PETROLEUM CORP	12/22/06	01/23/08	2,153.62	1,683.60		470.02
	560		01/05/07		30,150.61	23,116.80		7,033.81
125001000	140	ANADARKO PETROLEUM CORP	01/05/07	01/25/08	7,969.14	5,779.20		2,189.94
	400		01/11/07		22,768.98	18,182.08		6,586.90
125001100	25	ANHEUSER-BUSCH COMPANIES INC	01/05/06	06/20/08	1,524.01	1,077.50		446.51
	150		01/06/06		9,144.04	6,594.00		2,550.04
	100		01/10/06		6,096.03	4,316.72		1,779.31
	200		03/10/06		12,192.05	8,573.60		3,618.45
	400		04/20/06		24,384.10	17,028.00		7,356.10
	200		11/08/06		12,192.05	9,454.00		2,738.05
	500		11/14/06		30,480.13	23,495.00		6,985.13
	25		12/20/06		1,524.00	1,200.75		323.25
125001200	700	ANHEUSER-BUSCH COMPANIES INC	12/20/06	06/26/08	43,246.31	33,621.00		9,625.31
125001300	75	ANHEUSER-BUSCH COMPANIES INC	12/20/06	07/03/08	4,612.96	3,602.25		1,010.71
	225		12/27/06		13,838.88	11,070.00		2,768.88
125001400	75	ANHEUSER-BUSCH COMPANIES INC	12/27/06	07/14/08	5,031.50	3,690.00		1,341.50
	300		01/08/07		20,126.02	14,658.00		5,468.02
125001500	200	CHEVRON CORP	06/06/06	12/10/08	15,674.81	11,714.00		3,960.81
	100		11/14/06		7,837.40	7,045.19		792.21
125001600	200	COCA-COLA CO	04/20/06	05/14/08	11,284.83	8,369.55		2,915.28
	500		11/14/06		28,212.09	23,275.00		4,937.09
125001700	100	COCA-COLA CO	11/14/06	05/21/08	5,715.14	4,655.00		1,060.14
	600		12/20/06		34,290.83	29,256.00		5,034.83
	100		12/22/06		5,715.13	4,847.00		868.13
125001800	200	COCA-COLA CO	12/22/06	05/29/08	11,449.31	9,694.00		1,755.31
	400		01/05/07		22,898.63	19,308.00		3,590.63
	100		01/11/07		5,724.66	4,876.00		848.66
125001900	300	COCA-COLA CO	01/11/07	06/05/08	17,124.47	14,628.00		2,496.47
125002000	225	DOW CHEMICAL CO	11/14/06	05/05/08	9,137.20	9,288.00	(150.80)	
	300		12/07/06		12,182.93	11,982.00		200.93
	475		12/20/06		19,289.64	19,209.00		80.64

Ref: 00009226 00080761

CITI GLOBAL IMPACT FUNDING

Account Number 692-17588-16 643

Details of Long Term Gain (Loss) 2008 - continued

2  
0  
0  
8  
  
Y  
E  
A  
R  
  
E  
N  
D  
  
S  
U  
M  
M  
A  
R  
Y

Reference number	Quantity	Security Description	Opening Trade Date	Closing Trade Date	Sale Proceeds	Cost	(Loss)	Gain
125002100	325	DOW CHEMICAL CO	12/20/06	06/05/08	\$ 12,942.14	\$ 13,143.00	(\$ 200.86)	
	75		12/27/06		2,988.65	3,003.00	(18.35)	
125002200	10	DUKE REALTY CORP	01/27/05	01/10/08	221.43	309.69	(88.26)	
	25		02/14/05		553.57	801.22	(247.65)	
	175		02/17/05		3,875.02	5,727.57	(1,852.55)	
	125		03/22/05		2,767.87	3,773.62	(1,005.75)	
	100		08/10/05		2,214.30	3,109.90	(895.60)	
	250		09/30/05		5,535.74	8,429.97	(2,894.23)	
	200		12/09/05		4,428.59	6,859.80	(2,431.21)	
	350		12/13/05		7,750.04	11,987.85	(4,237.81)	
	100		12/20/05		2,214.30	3,407.90	(1,193.60)	
	250		12/28/05		5,535.74	8,491.02	(2,955.28)	
	200		01/05/06		4,428.59	6,972.66	(2,544.07)	
	150		01/06/06		3,321.44	5,287.59	(1,966.15)	
	100		01/10/06		2,214.30	3,588.90	(1,374.60)	
	200		03/10/06		4,428.59	7,331.56	(2,902.97)	
	500		04/20/06		11,071.48	17,999.50	(6,928.02)	
	500		11/14/06		11,071.48	20,149.20	(9,077.72)	
	800		12/20/06		17,714.37	33,216.00	(15,501.63)	
	300		12/22/06		6,642.89	12,144.00	(5,501.11)	
	300		12/27/06		6,642.89	12,295.56	(5,652.67)	
	300		01/05/07		6,642.89	12,047.94	(5,405.05)	
125002400	.0298	FAIRPOINT COMMUNICATIONS INC	04/20/06	04/01/08	.22	.22		
	.0298	CASH IN LIEU OF .20886	11/14/06		.22	.24	(.02)	
	.0149	RECORD 03/07/08 PAY 03/31/08	12/07/06		.11	.12	(.01)	
	.0298	FROM: 92343V104000 (SP INOFF)	12/20/06		.22	.25	(.03)	
	.0149		12/22/06		.11	.13	(.02)	
	.0149		12/27/06		.11	.13	(.02)	
	.0199		01/08/07		.15	.17	(.02)	
	.0199		01/11/07		.15	.17	(.02)	
125002500	11.2857	FAIRPOINT COMMUNICATIONS INC	04/20/06	04/29/08	102.75	82.32		20.43
	11.2857		11/14/06		102.75	91.79		10.96
	5.6429		12/07/06		51.38	45.72		5.66
	11.2857		12/20/06		102.75	95.50		7.25
	5.6429		12/22/06		51.38	47.98		3.40
	5.6429		12/27/06		51.38	48.66		2.72
	7.5238		01/08/07		68.50	64.27		4.23
	7.5238		01/11/07		68.50	64.85		3.65



Smith Barney Reserved  
Client Statement  
2008 Year End Summary

Ref: 00009226 00080762

CITI GLOBAL IMPACT FUNDING

Account Number 692-17588-16 643

Details of Long-Term Gain (Loss) 2008 - continued

Reference number	Quantity	Security Description	Opening Trade Date	Closing Trade Date	Sale Proceeds	Cost	(Loss)	Gain
125002600	1,000	GANNETT CO INC	05/11/07	08/25/08	\$ 17,334.80	\$ 58,320.30	(\$ 40,985.50)	
	380		05/21/07		6,587.22	22,490.49	(15,903.27)	
	65		05/25/07		1,126.76	3,809.77	(2,683.01)	
125002700	355	GANNETT CO INC	05/25/07	08/26/08	8,099.07	20,807.23	(14,708.16)	
125002800	440	GANNETT CO INC	06/04/07	08/29/08	8,057.45	26,260.04	(18,202.59)	
	260		06/05/07		4,761.22	15,477.72	(10,716.50)	
	300		06/07/07		5,493.72	17,419.62	(11,925.90)	
	100		06/13/07		1,831.24	5,800.23	(3,968.99)	
125002900	800	GANNETT CO INC	06/13/07	09/09/08	14,657.19	46,401.84	(31,744.65)	
125003000	100	GANNETT CO INC	06/13/07	09/15/08	1,647.46	5,800.23	(4,152.77)	
125003200	500	GLAXOSMITHKLINE PLC SP ADR	12/20/06	07/22/08	24,328.01	26,143.15	(1,815.14)	
	200		12/22/06		9,731.20	10,494.98	(763.78)	
	300		01/08/07		14,596.81	15,813.00	(1,216.19)	
125004300	40	JPMORGAN CHASE & CO	12/28/05	05/13/08	1,835.19	1,594.40		240.79
	250		01/05/06		11,469.94	9,927.50		1,542.44
	150		01/06/06		6,881.96	5,998.50		883.46
	100		01/10/06		4,587.97	4,066.00		521.97
	160		03/10/06		7,340.76	6,574.40		766.36
125004400	125	KEYCORP -NEW	12/20/05	05/05/08	3,171.23	4,206.24	(1,035.01)	
	500		12/28/05		12,684.93	16,628.66	(3,943.73)	
	500		01/05/06		12,684.93	17,010.00	(4,325.07)	
	75		01/06/06		1,902.73	2,550.00	(647.27)	
125004500	325	KEYCORP -NEW	01/06/06	07/30/08	3,612.00	11,050.00	(7,438.00)	
	250		01/10/06		2,778.46	8,470.00	(5,691.54)	
	1,000		04/20/06		11,113.84	36,380.00	(25,266.16)	
	200		06/06/06		2,222.77	7,134.00	(4,911.23)	
	700		11/14/06		7,779.68	25,816.00	(18,036.32)	
	300		12/07/06		3,334.15	10,827.00	(7,492.85)	
	600		12/20/06		6,668.30	22,746.00	(16,077.70)	
	300		12/22/06		3,334.15	11,334.00	(7,999.85)	
	600		01/05/07		6,668.30	22,382.64	(15,714.34)	
	225		01/11/07		2,500.61	8,462.25	(5,961.64)	
125004600	175	KEYCORP -NEW	01/11/07	08/04/08	1,849.46	6,581.75	(4,732.29)	
125004800	20	KIMBERLY CLARK CORP	12/28/05	11/13/08	1,125.70	1,211.00	(85.30)	
	200		01/05/06		11,257.00	11,973.18	(716.18)	
	100		01/06/06		5,628.50	6,019.00	(390.50)	
	50		01/10/06		2,814.25	3,021.00	(206.75)	
	200		03/10/06		11,257.00	11,720.00	(463.00)	

2  
0  
0  
8  
  
Y  
E  
A  
R  
  
E  
N  
D  
  
S  
U  
M  
M  
A  
R  
Y

ENVELOPE NOV 13 2009 POSTMARK DATE



Ref. 00009226 00080763

CITI GLOBAL IMPACT FUNDING  
Account Number 692-17588-16 643

2  
0  
8  
Y  
E  
A  
R  
E  
N  
D  
S  
U  
M  
M  
A  
R  
Y

Details of Long Term Gain/Loss 2008 - continued

Reference number	Quantity	Security Description	Opening Trade Date	Closing Trade Date	Sale Proceeds	Cost	(Loss)	Gain
	300		04/20/06		\$ 18,885.49	\$ 17,172.00	(\$ 286.51)	
	130		11/14/06		7,317.04	8,594.30	(1,277.26)	
125004900	600	KRAFT FOODS INC CLASS A	04/24/07	06/05/08	19,223.89	20,009.70	(785.81)	
125005000	157	KRAFT FOODS INC CLASS A	04/24/07	11/13/08	4,169.13	5,235.87	(1,066.74)	
	1,343		05/02/07		35,663.29	45,016.69	(9,353.40)	
125005100	220	LINCOLN NATIONAL CORP -IND-	12/13/05	06/05/08	12,077.07	11,422.40		654.67
	50		12/20/05		2,744.79	2,575.00		169.79
	30		12/28/05		1,646.87	1,621.52		25.35
125005200	550	MATTEL INC DE	12/28/05	04/04/08	11,930.42	8,787.58		3,142.84
	700		01/05/06		15,184.17	10,920.00		4,264.17
	450		01/06/06		9,761.25	6,979.50		2,781.75
	300		01/10/06		6,507.50	4,835.00		1,672.50
	100		04/20/06		2,169.18	1,748.74		420.44
125005800	800	NORFOLK SOUTHERN CORP	03/14/07	04/04/08	34,235.80	28,615.68		5,620.12
	100		03/22/07		5,705.97	4,993.02		712.95
125005700	400	NORFOLK SOUTHERN CORP	03/22/07	05/13/08	25,817.45	19,972.08		5,845.37
125005800	235	NORFOLK SOUTHERN CORP	03/22/07	05/16/08	15,062.42	11,733.60		3,328.82
125005900	365	NORFOLK SOUTHERN CORP	03/22/07	05/19/08	23,651.97	18,224.52		5,427.45
125006000	200	NORFOLK SOUTHERN CORP	03/22/07	05/28/08	12,731.79	9,986.04		2,745.75
	500		04/02/07		31,829.47	25,361.05		6,468.42
125006100	600	NORFOLK SOUTHERN CORP	04/02/07	06/03/08	39,624.80	30,433.26		9,191.54
125006300	300	OCCIDENTAL PETROLEUM CORP-DEL	12/20/06	05/13/08	26,921.84	14,991.00		11,930.84
125006700	340	PHILIP MORRIS INTL INC	11/14/06	04/10/08	16,689.35	14,591.65		2,097.70
	300		12/20/06		14,725.90	13,811.79		1,114.11
	300		12/27/06		14,725.90	13,614.97		1,110.93
125006900	120	REGIONS FINANCIAL CORP	08/10/05	07/30/08	1,155.64	3,990.00	(2,834.36)	
	225	(NEW)	08/30/05		2,166.83	7,337.25	(5,170.42)	
	565		09/30/05		5,441.14	17,525.57	(12,084.43)	
	100		10/03/05		963.03	3,102.45	(2,139.42)	
	10		10/04/05		96.30	309.79	(213.49)	
	175		12/09/05		1,685.31	5,925.50	(4,240.19)	
	650		12/13/05		6,259.72	22,203.16	(15,943.44)	
	200		12/20/05		1,926.07	6,934.68	(5,008.61)	
	450		12/28/05		4,333.65	15,562.99	(11,229.34)	
	500		01/05/06		4,815.17	17,424.17	(12,609.00)	
	350		01/06/06		3,370.62	12,218.50	(8,847.88)	
	250		01/10/06		2,407.59	8,759.24	(6,351.65)	

Ref: 00009226 00080764

CITI GLOBAL IMPACT FUNDING

Account Number 692-17588-16 643

Details of Long Term Gain/(Loss) 2008 *continued*

Reference number	Quantity	Security Description	Opening Trade Date	Closing Trade Date	Sale Proceeds	Cost	(Loss)	Gain
	500		03/10/06		\$ 4,815.17	\$ 17,435.99	(\$ 12,620.82)	
	405		04/20/06		3,900.31	14,424.17	(10,523.86)	
125007000	395	REGIONS FINANCIAL CORP (NEW)	04/20/08	08/04/08	3,655.66	14,068.02	(10,412.36)	
	500		06/06/06		4,627.42	16,892.38	(12,264.96)	
	300		11/08/06		2,776.45	11,237.38	(8,460.93)	
	1,400		11/14/06		12,956.79	51,758.00	(38,801.21)	
	400		12/07/06		3,701.94	14,684.00	(10,982.06)	
	805		12/20/08		7,450.16	29,909.53	(22,459.37)	
125007100	895	REGIONS FINANCIAL CORP (NEW)	12/20/06	08/06/08	8,714.74	33,253.46	(24,538.72)	
	500		12/22/06		4,868.57	18,635.00	(13,766.43)	
	400		12/27/06		3,894.86	15,144.00	(11,249.14)	
	600		01/05/07		5,842.29	22,278.00	(16,435.71)	
	600		01/08/07		5,842.29	22,176.00	(16,333.71)	
	500		01/11/07		4,868.57	18,630.00	(13,761.43)	
125007300	260	REYNOLDS AMERICAN INC	01/06/06	11/13/08	11,093.23	12,780.30	(1,687.07)	
	100		01/10/06		4,266.63	4,921.50	(654.87)	
	140		06/06/06		5,973.27	7,525.00	(1,551.73)	
125007400	65	SEMPRA ENERGY TRADE AS OF 02/07/08	01/06/06	02/07/08	3,620.93	3,045.90		575.03
	150		01/06/06		8,356.00	7,041.80		1,314.20
	100		01/10/06		5,570.67	4,657.00		913.67
	200		03/10/06		11,141.34	9,294.96		1,846.38
	185		04/20/06		10,305.74	8,471.15		1,834.59
125007500	215	SEMPRA ENERGY	04/20/06	02/20/08	11,791.59	9,844.85		1,946.74
	200		11/14/06		10,968.92	10,868.00		100.92
	385		12/20/06		21,115.16	21,406.00	(290.84)	
125007600	215	SEMPRA ENERGY	12/20/06	02/29/08	11,408.48	11,954.00	(545.52)	
	200		12/22/06		10,612.54	11,054.00	(441.46)	
	65		12/27/06		3,449.07	3,858.85	(209.78)	
125007700	135	SEMPRA ENERGY	12/27/06	03/03/08	7,157.31	7,599.15	(441.84)	
	85		01/08/07		4,506.45	4,668.90	(162.45)	
125007800	315	SEMPRA ENERGY	01/08/07	03/11/08	16,514.32	17,302.38	(788.06)	
125008100	175	V F CORP	12/13/05	04/04/08	13,711.52	10,032.75		3,678.77
	100		12/20/05		7,835.16	5,600.00		2,235.16
	150		12/28/05		11,752.73	8,338.71		3,414.02
	75		01/05/06		5,876.37	4,136.75		1,739.62
125008200	400	WACHOVIA CORP 2ND NEW	10/24/06	06/27/08	6,765.72	22,303.96	(15,538.24)	
	215		11/01/06		3,636.58	11,890.55	(8,253.97)	

2008 YEAR END SUMMARY

Ref: 00009226 00080765

CITI GLOBAL IMPACT FUNDING  
Account Number 692-17588-16 643

2  
0  
0  
8  
  
Y  
E  
A  
R  
  
E  
N  
D  
  
S  
U  
M  
M  
A  
R  
Y

**Details of Long-Term Gains (Loss) 2008 - Continued**

Reference number	Quantity	Security Description	Opening Trade Date	Closing Trade Date	Sale Proceeds	Cost	(Loss)	Gain
125008300	285	WACHOVIA CORP 2ND NEW	11/01/06	07/01/08	\$ 4,248.39	\$ 15,761.90	(11,515.51)	
	315		11/10/06		4,693.37	17,469.02	(12,775.65)	
125008400	385	WACHOVIA CORP 2ND NEW	11/10/06	07/08/08	5,399.13	21,351.02	(15,951.89)	
	500		11/15/06		7,011.86	27,755.00	(20,743.14)	
	115		12/20/06		1,612.73	6,582.60	(4,969.87)	
125008500	485	WACHOVIA CORP 2ND NEW	12/20/06	07/14/08	5,126.81	27,761.40	(22,634.59)	
	200		12/22/06		2,114.15	11,426.00	(9,311.85)	
	115		01/05/07		1,215.63	6,490.80	(5,274.97)	
125008600	185	WACHOVIA CORP 2ND NEW	01/05/07	07/16/08	1,743.26	10,441.40	(8,698.14)	
	400		01/11/07		3,769.22	22,616.00	(18,846.78)	
125008900	411	WINDSTREAM CORP	08/23/08	05/13/08	5,297.76	5,323.56	(25.80)	
	1,189		08/24/08		15,326.12	15,467.58	(141.46)	
125009000	681	WINDSTREAM CORP	08/24/06	06/05/08	9,091.30	8,859.06		232.24
	319		09/06/06		4,258.62	4,242.64		15.98
<b>Total</b>					<b>\$ 1,778,301.83</b>	<b>\$ 2,513,551.67</b>	<b>(1,735,249.84)</b>	<b>\$ 214,223.76</b>

**Details of Deposits and Withdrawals 2008**

This section reflects any deposits or withdrawals made to your account during the year.

**Deposits**

Reference number	Date	Description	Amount
210000100	01/02/08	FROM 692-17604-01 TO 692-17588-01	\$ 750,000.00
<b>Total</b>			<b>\$ 750,266.85</b>

Reference number	Date	Description	Amount
210000200	10/29/08	ROYAL DUTCH SHELL PLC ADR CL A VERSUS PAYABLE DATE 12/12/07 TAX REFUND ON 5400 SHARES PAY DATE 12/12/07	\$ 266.85

**Withdrawals**

Reference number	Date	Description	Referral number	Amount
220000100	01/18/08	CONSULTING & ADVISORY SERVICES FROM 10/01/07 TO 12/31/07		\$ 11,148.98

Reference number	Date	Description	Referral number	Amount
220000200	04/07/08	FROM 692-17588-01 TO 692-17604-01		\$ 250,000.00

Ref. 00009227 00080771

CITI GLOBAL IMPACT FUNDING

Account Number 692-17589-15 643

Details of Short Term Gain (Loss) 2008

This section shows your sales of securities during the year. The "Sale Proceeds" column excludes any accrued income you may have received. In addition, although cash in lieu less than \$20 is not included on Form 1099-B (if applicable), it is included in this section. Please note, this material is being prepared for informational purposes only and should not be used for tax preparation without the assistance of your tax advisor.

2  
0  
0  
8  
  
Y  
E  
A  
R  
  
E  
N  
D  
  
S  
U  
M  
M  
A  
R  
Y

Reference number	Quantity	Security Description	Opening Trade Date	Closing Trade Date	Sale Proceeds	Cost	(Loss)	Gain
125000600	470	MONTPELIER RE HOLDINGS LTD	06/18/07	03/25/08	\$ 7,403.22	\$ 8,498.59	(\$ 1,095.37)	
	378	-USD	06/20/07		5,954.08	7,132.86	(1,178.78)	
	864		11/29/07		13,609.32	14,808.96	(1,199.64)	
	206		12/18/07		3,244.81	3,425.78	(180.97)	
	438		12/19/07		6,899.17	7,357.70	(458.53)	
	412		12/31/07		8,489.63	6,916.04	(426.41)	
	302		01/02/08		4,756.96	5,024.98	(268.02)	
	378		01/03/08		5,954.07	6,300.28	(346.21)	
125000700	177	RENAISSANCE RE HLDGS LTD	10/13/08	11/21/08	7,545.73	7,104.34		441.39
125000800	623	EXCEL MARITIME CARRIERS LTD	04/23/08	08/07/08	19,448.14	27,547.88	(8,099.74)	
125000900	453	EXCEL MARITIME CARRIERS LTD	04/23/08	10/01/08	6,517.82	20,030.80	(13,512.98)	
	898		05/05/08		12,920.53	40,029.61	(27,109.08)	
	317		05/16/08		4,561.03	17,394.27	(12,833.24)	
125001000	129	EXCEL MARITIME CARRIERS LTD	05/16/08	10/02/08	1,902.36	7,078.42	(5,176.06)	
	608		07/10/08		8,966.18	21,795.22	(12,829.04)	
	820		09/19/08		12,092.56	19,465.00	(7,372.44)	
125001100	589	ATP OIL & GAS CORP	10/11/07	02/27/08	23,487.09	31,698.56	(8,231.47)	
125001200	189	ATP OIL & GAS CORP	10/11/07	02/28/08	6,931.33	10,171.53	(3,240.20)	
	367		10/17/07		13,459.25	20,130.90	(6,671.65)	
	417		10/30/07		15,292.93	23,557.83	(8,264.90)	
	250		11/15/07		9,168.42	11,984.85	(2,816.43)	
	273		11/29/07		10,011.92	12,204.72	(2,192.80)	
	19		12/18/07		696.80	877.04	(180.24)	
	115		12/19/07		4,217.47	5,503.90	(1,286.43)	
	156		12/31/07		5,721.10	7,883.24	(2,162.14)	
183		01/03/08		6,711.28	9,455.61	(2,744.33)		
125001300	79	ATP OIL & GAS CORP	10/11/07	02/28/08	2,897.21	4,251.59	(1,354.38)	
125001800	717	ADVANCED MEDICAL OPTICS INC	11/13/07	10/14/08	6,227.90	17,645.51	(11,417.61)	
	391		11/29/07		3,396.25	9,571.29	(6,175.04)	
	68		12/12/07		590.66	1,720.21	(1,129.56)	
	659		12/13/07		5,724.11	16,631.05	(10,906.94)	
125001900	195	ADVANCED MEDICAL OPTICS INC	12/13/07	10/15/08	1,308.36	4,921.18	(3,614.82)	
	173		12/18/07		1,158.97	4,305.62	(3,146.65)	

Ref: 00009227 00080772

CITI GLOBAL IMPACT FUNDING

Account Number 692-17589-15 643

Details of Short-Term Gain (Loss) 2008 - continued

Reference number	Quantity	Security Description	Opening Trade Date	Closing Trade Date	Sale Proceeds	Cost	(Loss)	Gain
	264		12/19/07		\$ 1,768.60	\$ 6,443.71	(\$ 4,675.11)	
	201		12/31/07		1,348.55	4,936.16	(3,589.61)	
	167		01/02/08		1,118.78	4,019.52	(2,900.74)	
	308		01/03/08		2,063.37	7,333.17	(5,269.80)	
	1,166		02/07/08		7,811.34	25,356.54	(17,545.20)	
125002000	.004	ALLEGHANY CORP DEL	06/18/07	04/25/08	1.37	1.51	(.14)	
	.0258	CASH IN LIEU OF .66000	06/20/07		8.92	10.32	(1.40)	
	.0872	RECORD 04/01/08 PAY 04/25/08	11/29/07		30.21	34.33	(4.12)	
	.0079		12/18/07		2.74	3.16	(.42)	
	.0277		12/19/07		9.60	11.00	(1.40)	
	.0297		12/31/07		10.29	11.60	(1.31)	
	.0159		01/02/08		5.49	6.22	(.73)	
	.0318		01/03/08		11.20	12.26	(1.06)	
125002300	171	ALPHARMA INC CL A	03/23/07	02/06/08	4,198.38	4,177.91		20.47
	232		04/02/07		5,696.05	5,616.16		79.89
125002400	537	ALPHARMA INC CL A	04/02/07	03/24/08	14,744.08	12,999.48		1,744.60
	297		04/16/07		8,154.55	7,387.10		767.45
125002600	692	ALPHARMA INC CL A	11/06/07	08/22/08	23,889.43	14,305.51		9,583.92
	408		11/29/07		14,085.11	8,414.63		5,670.48
125002700	395	ALPHARMA INC CL A	11/29/07	09/11/08	14,510.36	8,146.52		6,363.84
	77		12/18/07		2,828.60	1,523.06		1,305.54
125002800	53	ALPHARMA INC CL A	12/18/07	09/18/08	1,879.95	1,048.34		831.61
	280		12/19/07		9,931.80	5,513.20		4,418.60
	306		12/31/07		10,854.03	6,132.24		4,721.79
125002900	39	ALPHARMA INC CL A	12/31/07	10/16/08	1,306.00	781.56		524.44
	50		01/02/08		1,674.36	995.00		679.36
	317		01/03/08		10,615.41	6,295.43		4,319.98
	1,079		06/17/08		36,132.59	26,154.96		9,977.63
125003300	75	AMERICAN EQUITY INVESTMENT LIFE HOLDING COMPANY	05/30/07	02/28/08	724.81	877.01	(152.20)	
125003400	728	AMERICAN EQUITY INVESTMENT LIFE HOLDING COMPANY	05/30/07	03/25/08	7,220.59	8,512.87	(1,292.28)	
	1,020		06/01/07		10,116.76	12,523.76	(2,407.00)	
	322		06/18/07		3,193.72	4,028.22	(834.50)	
125003500	86	AMERICAN EQUITY INVESTMENT LIFE HOLDING COMPANY	06/18/07	03/31/08	803.63	1,075.86	(272.23)	
	584		06/20/07		6,457.19	7,136.48	(1,679.29)	
	961		11/29/07		8,980.06	8,716.27		263.79
	302		12/18/07		2,822.04	2,573.04		249.00
	649		12/19/07		6,064.58	5,521.89		542.69

2008 YEAR END SUMMARY

Ref: 00009227 00080773

CITI GLOBAL IMPACT FUNDING

Account Number 692-17589-15 643

2  
0  
0  
8  
  
Y  
E  
A  
R  
  
E  
N  
D  
  
S  
U  
M  
M  
A  
R  
Y

Details of Short-Term Gain (Loss) 2008 - continued

Reference number	Quantity	Security Description	Opening Trade Date	Closing Trade Date	Sale Proceeds	Cost	(Loss)	Gain
	596		12/31/07		\$ 5,569.32	\$ 4,940.78		\$ 628.54
	765		01/03/08		7,148.53	6,287.08		861.45
125004500	1,209	ARIBA INC-NEW	11/29/07	10/14/08	13,504.57	13,927.61	(423.04)	
	38		12/18/07		402.12	399.96		2.16
125004600	196	ARIBA INC-NEW	12/18/07	10/23/08	1,978.24	2,177.54	(199.30)	
	882		12/19/07		8,902.06	10,125.31	(1,223.25)	
	625		12/31/07		6,308.15	6,900.00	(591.85)	
	367		01/02/08		3,704.15	4,025.95	(321.80)	
	677		01/03/08		6,832.99	7,338.61	(505.62)	
125004700	1,612	ARRIS GROUP INC	02/26/07	02/15/08	8,849.14	21,892.41	(13,043.27)	
	523		06/18/07		2,871.03	8,513.50	(5,642.47)	
	1,673		07/31/07		9,184.00	25,333.24	(16,149.24)	
	83		11/29/07		455.63	870.67	(415.04)	
	3,329		11/29/07		18,274.68	34,946.84	(16,672.16)	
	616		12/18/07		3,381.56	6,004.77	(2,623.21)	
	564		12/19/07		3,096.10	5,531.71	(2,435.61)	
	509		12/31/07		2,794.18	4,931.70	(2,137.52)	
	1,063		01/02/08		5,835.38	10,055.98	(4,220.60)	
	341		01/03/08		1,871.93	3,140.81	(1,268.68)	
	2,838		01/25/08		15,579.30	21,724.04	(6,144.74)	
125004800	704	ASTORIA FINANCIAL CORP	07/07/08	10/14/08	13,024.13	13,434.78	(410.65)	
125004900	733	ASTORIA FINANCIAL CORP	07/07/08	10/31/08	13,950.30	13,988.21	(37.91)	
125005400	252	ATWOOD OCEANICS INC	12/18/07	12/03/08	3,971.45	11,182.50	(7,211.05)	
	202		12/19/07		3,183.46	9,239.80	(6,056.34)	
	136		12/31/07		2,143.32	6,863.24	(4,719.92)	
	40		01/02/08		630.39	2,001.40	(1,371.01)	
	26		01/03/08		409.75	1,360.83	(951.08)	
125005500	174	ATWOOD OCEANICS INC	01/03/08	12/05/08	2,325.50	9,107.10	(6,781.60)	
	612		02/04/08		8,179.33	27,448.81	(19,269.48)	
	52		09/15/08		694.97	1,927.90	(1,232.93)	
125005600	639	ATWOOD OCEANICS INC	09/15/08	12/10/08	10,106.37	23,690.86	(13,584.49)	
	534		09/19/08		8,445.69	21,531.25	(13,085.56)	
125005700	317	BALLY TECHNOLOGIES INC	02/14/07	01/03/08	15,715.91	6,390.15		9,325.76
125005800	149	BALLY TECHNOLOGIES INC	06/18/07	05/14/08	6,384.73	3,938.07		2,446.66
125005900	46	BALLY TECHNOLOGIES INC	06/18/07	06/05/08	2,064.00	1,215.78		848.22
125006000	166	BILL BARRETT CORP	04/11/07	02/19/08	7,834.35	5,952.11		1,882.24
125006100	359	BILL BARRETT CORP	04/11/07	02/20/08	16,926.66	12,872.34		4,054.32

Ref: 00009227 00080774

CITI GLOBAL IMPACT FUNDING

Account Number 692-17589-15 643

2  
0  
8  
  
Y  
E  
A  
R  
  
E  
N  
D  
  
S  
U  
M  
M  
A  
R  
Y

Details of Short Term Gain/(Loss) 2008 - continued

Reference number	Quantity	Security Description	Opening Trade Date	Closing Trade Date	Sale Proceeds	Cost	(Loss)	Gain
125006200	78	BILL BARRETT CORP	04/11/07	04/04/08	\$ 3,873.45	\$ 2,796.78		\$ 1,076.67
125006800	690	BE AEROSPACE INC	08/01/08	10/08/08	6,614.85	17,678.97	(11,064.12)	
125006700	1,101	BE AEROSPACE INC	08/01/08	10/17/08	11,038.45	28,209.49	(17,171.04)	
	365		08/07/08		3,659.43	9,298.15	(5,638.72)	
125006800	529	BE AEROSPACE INC	08/07/08	10/20/08	5,559.18	13,475.96	(7,916.78)	
	882		08/11/08		9,268.79	24,228.80	(14,960.01)	
125007100	159	BEBE STORES INC	01/12/07	01/11/08	1,607.70	2,911.13	(1,303.43)	
	1,139		03/08/07		11,516.82	20,260.42	(8,743.60)	
	1,054		06/10/07		10,657.36	19,232.65	(8,575.29)	
	366		06/18/07		3,700.75	5,954.45	(2,253.70)	
	319		06/20/07		3,225.52	5,352.82	(2,127.30)	
	1,140		11/29/07		11,526.93	14,820.00	(3,293.07)	
	370		12/19/07		3,741.20	4,602.80	(861.60)	
	382		12/31/07		3,862.53	4,935.44	(1,072.91)	
	314		01/02/08		3,174.96	4,028.62	(853.66)	
	503		01/03/08		5,086.01	6,292.53	(1,206.52)	
125007200	25	BELDEN INC	06/21/07	06/05/08	1,052.24	1,458.28	(406.04)	
125007900	79	BOOKHAM INC	11/29/07	10/28/08	40.03	189.59	(149.56)	
125008000	2,096	BOOKHAM INC	11/29/07	10/29/08	1,016.13	5,030.19	(4,014.06)	
125008100	1,833	BOOKHAM INC	11/29/07	10/30/08	927.49	4,399.02	(3,471.53)	
	1,095		12/18/07		654.07	2,584.17	(2,030.10)	
	1,559		12/19/07		788.85	3,679.12	(2,890.27)	
	850		12/31/07		430.10	1,980.42	(1,550.32)	
	834		01/02/08		422.00	2,009.86	(1,587.86)	
	3,261		01/03/08		1,650.05	7,369.80	(5,719.75)	
125008200	63	BOYD GAMING CORP	05/07/08	06/05/08	1,039.49	1,165.94	(126.45)	
125008300	2,746	BOYD GAMING CORP	05/07/08	10/03/08	23,030.85	50,820.22	(27,789.37)	
125008400	2,658	BOYD GAMING CORP	05/07/08	10/06/08	17,757.73	49,191.61	(31,433.88)	
125008500	707	BUCYRUS INTERNATIONAL INC	10/06/08	12/05/08	10,576.66	22,790.43	(12,213.77)	
125008600	84	CLECO CORP	04/17/08	06/05/08	2,084.02	2,004.29		79.73
125008700	1,010	CARPENTER TECHNOLOGY CORP	06/04/08	12/05/08	14,874.69	52,513.84	(37,639.15)	
	453		06/05/08		6,671.52	21,816.07	(15,144.55)	
	690		07/07/08		10,161.92	28,744.64	(18,582.72)	
	604		09/22/08		8,895.36	19,181.53	(10,286.17)	
125008900	2,185	CATHAY GENERAL BANCORP	04/02/08	04/10/08	37,793.51	48,023.46	(10,229.95)	
125009000	56	CERADYNE INC-CALIF	11/29/07	04/04/08	1,937.58	2,878.51	(940.93)	

Ref: 00009227 00080775

CITI GLOBAL IMPACT FUNDING  
Account Number 692-17589-15 643

2  
0  
0  
8  
  
Y  
E  
A  
R  
  
E  
N  
D  
  
S  
U  
M  
M  
A  
R  
Y

Details of Short Term Gain (Loss) 2008 - continued								
Reference number	Quantity	Security Description	Opening Trade Date	Closing Trade Date	Sale Proceeds	Cost	(Loss)	Gain
125009100	706	CERADYNE INC-CALIF	11/29/07	04/28/08	\$ 26,438.70	\$ 36,289.81	(\$ 9,851.11)	
125009200	25	CERADYNE INC-CALIF	11/29/07	06/05/08	1,056.49	1,285.05	(228.56)	
125009300	78	CERADYNE INC-CALIF	11/29/07	06/24/08	2,928.17	4,009.36	(1,081.19)	
	419		11/30/07		15,729.54	21,907.25	(6,177.71)	
	79		12/18/07		2,965.71	3,414.78	(449.07)	
	51		12/19/07		1,914.58	2,346.51	(431.93)	
125009400	9	CERADYNE INC-CALIF	12/19/07	07/11/08	323.96	414.09	(90.13)	
	479		12/28/07		17,241.84	22,636.58	(5,394.74)	
	129		12/31/07		4,643.42	5,935.28	(1,291.86)	
	7		01/02/08		251.97	316.89	(64.92)	
125009500	104	CERADYNE INC-CALIF	01/02/08	10/28/08	1,805.11	4,708.08	(2,902.97)	
	69		01/03/08		1,197.62	3,165.03	(1,967.41)	
	585		01/10/08		10,153.73	27,112.88	(16,959.15)	
	511		02/21/08		8,869.33	23,695.63	(14,826.30)	
	722		02/26/08		12,531.60	25,827.89	(13,296.29)	
125009600	104	CHART INDUSTRIES INC	12/03/07	04/04/08	3,855.25	2,922.80		932.45
125009700	49	CHART INDUSTRIES INC	12/03/07	06/05/08	2,070.23	1,377.09		693.14
125009800	369	CHART INDUSTRIES INC	12/03/07	06/30/08	18,013.40	10,370.30		7,643.10
125009900	254	CHART INDUSTRIES INC	12/03/07	06/30/08	12,399.47	7,138.36		5,261.11
	58		12/04/07		2,831.38	1,631.42		1,199.96
125010000	279	CHART INDUSTRIES INC	12/04/07	07/23/08	13,851.89	7,847.68		5,804.21
125010100	240	CHART INDUSTRIES INC	12/04/07	07/24/08	11,199.27	6,750.70		4,448.57
125010200	181	CHART INDUSTRIES INC	12/04/07	07/24/08	8,446.12	5,091.15		3,354.97
125010300	8	CHART INDUSTRIES INC	12/04/07	07/31/08	430.82	225.02		205.80
	444		12/11/07		23,910.73	13,111.41		10,799.32
125010400	278	CHART INDUSTRIES INC	12/11/07	08/05/08	11,803.95	8,209.39		3,594.56
	61		12/18/07		2,590.08	1,715.32		874.76
	159		12/19/07		6,751.18	4,623.72		2,127.46
	163		12/31/07		6,921.02	4,923.43		1,997.59
	879		01/03/08		37,322.57	26,379.49		10,943.08
	46		05/02/08		1,953.17	1,679.33		273.84
125010500	677	CHART INDUSTRIES INC	05/02/08	08/06/08	29,485.55	24,715.38		4,770.17
125010900	565	CHEESECAKE FACTORY INC	11/29/07	07/29/08	8,015.21	13,056.02	(5,040.81)	
	381		12/19/07		5,404.95	9,199.63	(3,794.68)	
	125		12/31/07		1,773.28	2,967.50	(1,194.22)	
	551		01/02/08		7,816.61	12,060.84	(4,244.23)	
	98		01/03/08		1,390.23	2,087.40	(697.17)	



Ref: 00009227 00080776

CITI GLOBAL IMPACT FUNDING

Account Number 692-17589-15 643

2  
0  
0  
8  
  
Y  
E  
A  
R  
  
E  
N  
D  
  
S  
U  
M  
M  
A  
R  
Y

Details of Short-Term Gains (Loss) 2008 - continued								
Reference number	Quantity	Security Description	Opening Trade Date	Closing Trade Date	Sale Proceeds	Cost	(Loss)	Gain
125011000	214	CHIPOTLE MEXICAN GRILL	08/05/08	11/20/08	\$ 8,600.03	\$ 15,232.52	(\$ 6,632.49)	
125011100	295	CHOICE HOTELS INTL INC	03/15/07	01/08/08	9,379.26	10,824.52	(1,445.26)	
125011200	531	CHOICE HOTELS INTL INC	03/15/07	01/09/08	16,664.59	19,484.14	(2,819.55)	
125011300	444	CHOICE HOTELS INTL INC	06/04/07	05/19/08	15,179.65	18,604.98	(3,425.33)	
	58		06/04/07		1,982.93	2,430.38	(447.45)	
	169		06/18/07		5,777.84	6,803.94	(1,026.10)	
	155		06/20/07		5,299.20	6,229.45	(930.25)	
	601		08/13/07		20,547.23	21,578.84	(1,031.61)	
	78		12/18/07		2,666.70	2,588.82		77.88
	135		12/19/07		4,615.43	4,602.45		12.98
	147		12/31/07		5,025.70	4,924.50		101.20
	122		01/02/08		4,170.99	4,020.82		150.17
	259		01/03/08		8,854.80	8,404.55		450.25
125012200	3,433	CININNATI BELL INC	11/29/07	10/14/08	7,964.85	18,819.98	(8,855.13)	
125012300	48	CININNATI BELL INC	11/29/07	10/16/08	101.39	235.18	(133.79)	
	1,444		12/19/07		3,050.00	6,438.80	(3,388.80)	
	631		12/31/07		1,332.79	2,965.07	(1,632.28)	
	2,890		01/02/08		6,104.22	13,090.28	(6,986.04)	
	235		01/03/08		496.36	1,047.87	(551.51)	
125012400	251	CININNATI BELL INC	11/29/07	10/16/08	530.15	1,229.77	(699.62)	
125012500	430	CINEMARK HOLDINGS INC	04/25/07	04/04/08	5,789.48	8,193.74	(2,404.26)	
125012700	1,564	CINEMARK HOLDINGS INC	07/20/07	07/17/08	19,047.22	27,348.42	(8,301.20)	
	568		11/29/07		6,917.41	9,585.91	(2,668.50)	
	209		12/18/07		2,545.31	3,435.92	(890.61)	
	391		12/19/07		4,761.81	6,439.77	(1,677.96)	
	292		12/31/07		3,556.13	4,928.20	(1,372.07)	
	59		01/02/08		718.53	997.69	(279.16)	
	435		01/03/08		5,297.66	7,337.32	(2,039.66)	
125012800	64	CITY NATIONAL CORP	03/18/08	06/05/08	3,129.58	3,284.48	(154.90)	
125012900	357	CITY NATIONAL CORP	03/18/08	06/10/08	16,329.33	18,321.24	(1,991.91)	
	244		03/24/08		11,160.67	13,436.30	(2,275.63)	
125013000	182	CITY NATIONAL CORP	03/24/08	09/08/08	10,445.44	10,022.16		423.28
	199		04/14/08		11,421.12	9,270.40		2,150.72
125013100	376	CITY NATIONAL CORP	04/14/08	09/18/08	23,409.24	17,515.92		5,893.32
125013200	24	CITY NATIONAL CORP	04/14/08	09/19/08	1,510.68	1,118.04		392.64
	329		04/22/08		20,708.88	14,898.76		5,810.12
125013300	339	CITY NATIONAL CORP	04/22/08	09/29/08	18,328.98	15,351.82		2,977.36

Ref: 00009227 00080777

CITI GLOBAL IMPACT FUNDING  
Account Number 692-17589-15 643

Details of Share Item Gain/(Loss) 2008 - continued

Reference number	Quantity	Security Description	Opening Trade Date	Closing Trade Date	Sale Proceeds	Cost	(Loss)	Gain
125013800	300	COLLECTIVE BRANDS INC	09/21/07	04/04/08	\$ 3,861.27	\$ 6,553.77	(\$ 2,692.50)	
125013900	404	COLLECTIVE BRANDS INC	09/21/07	06/05/08	5,191.37	8,825.74	(3,634.37)	
125014000	1,122	COLLECTIVE BRANDS INC	09/21/07	09/04/08	19,431.02	24,511.10	(5,080.08)	
125014100	28	COLLECTIVE BRANDS INC	09/21/07	09/19/08	538.53	611.69	(73.16)	
	795		10/01/07		15,290.30	17,481.73	(2,191.43)	
	574		10/30/07		11,039.79	10,794.64		245.15
125014200	1,635	COLLECTIVE BRANDS INC	10/30/07	10/10/08	22,053.73	30,747.81	(8,694.08)	
125014400	209	COLONIAL BANCGROUP INC	03/19/08	06/05/08	1,041.35	2,522.23	(1,480.88)	
125014500	3,618	COLONIAL BANCGROUP INC	03/19/08	06/16/08	17,276.06	43,638.25	(26,362.19)	
	320		04/11/08		1,528.86	3,037.57	(1,508.71)	
125014600	3,205	COLONIAL BANCGROUP INC	04/11/08	06/17/08	14,071.47	30,423.14	(16,351.67)	
	2,436		04/21/08		10,695.20	19,488.00	(8,792.80)	
	573		04/22/08		2,515.74	4,784.09	(2,268.35)	
125014700	3,620	COLONIAL BANCGROUP INC	08/07/08	12/04/08	9,435.11	25,631.05	(16,195.94)	
125015100	429	COMMSCOPE INC	10/31/07	06/25/08	23,238.72	20,198.01		3,040.71
	43		11/29/07		2,329.29	1,742.30		586.99
125015200	107	COMMSCOPE INC	11/29/07	10/23/08	2,054.44	4,335.49	(2,281.05)	
	483		12/07/07		8,889.78	21,839.57	(12,949.79)	
	56		12/18/07		1,075.22	2,576.00	(1,500.78)	
	138		12/19/07		2,611.25	6,420.41	(3,809.16)	
	122		12/31/07		2,342.45	5,899.92	(3,557.47)	
	63		01/02/08		1,209.62	3,013.29	(1,803.67)	
	88		01/03/08		1,689.63	4,172.96	(2,483.33)	
	766		04/07/08		14,707.51	28,857.52	(14,150.01)	
125016100	783	CONTINENTAL AIRLINES INC CL B	12/14/07	02/04/08	21,761.99	19,523.56		2,238.43
125016200	747	CONTINENTAL AIRLINES INC CL B	12/14/07	02/25/08	21,084.36	18,625.92		2,458.44
125018300	237	CONTINENTAL AIRLINES INC CL B	01/02/08	03/14/08	4,683.09	4,968.70	(285.61)	
	50		01/03/08		987.99	1,052.50	(64.51)	
	402		01/07/08		7,943.48	8,157.99	(214.51)	
125016400	214	CONTINENTAL AIRLINES INC CL B	12/14/07	03/14/08	4,228.61	5,335.94	(1,107.33)	
	37		12/18/07		731.12	859.88	(128.76)	
	118		12/19/07		2,331.66	2,765.92	(434.26)	
	3		01/02/08		59.28	62.90	(3.62)	
125016500	2,298	CONTINENTAL AIRLINES INC CL B	01/07/08	03/17/08	42,259.75	46,634.46	(4,374.71)	
	103		01/10/08		1,894.15	2,121.30	(227.15)	
	953		01/15/08		17,525.48	24,213.06	(6,687.58)	
125016600	83	CURTISS-WRIGHT CORP	04/04/08	06/05/08	4,171.55	3,697.23		474.32

2  
0  
0  
8  
  
Y  
E  
A  
R  
  
E  
N  
D  
  
S  
U  
M  
M  
A  
R  
Y

Ref. 00009227 00080778

CITI GLOBAL IMPACT FUNDING  
Account Number 692-17589-15 643

Details of Short Term Gain (Loss) 2008 - continued

Reference number	Quantity	Security Description	Opening Trade Date	Closing Trade Date	Sale Proceeds	Cost	(Loss)	Gain
125016700	420	CURTISS-WRIGHT CORP TRADE AS OF 07/28/08	04/04/08	07/28/08	\$ 21,522.43	\$ 18,708.86		\$ 2,813.57
125016900	164	DOLLAR FINANCIAL CORP	06/18/07	04/24/08	3,776.59	5,118.33	(1,341.74)	
	85		06/20/07		1,957.38	2,661.35	(703.97)	
	335		08/23/07		7,714.37	8,093.83	(379.46)	
	200		08/24/07		4,605.59	4,831.30	(225.71)	
	382		11/29/07		8,796.68	11,316.66	(2,519.98)	
	292		12/19/07		6,724.17	8,268.27	(1,544.10)	
	230		12/31/07		5,296.43	6,910.81	(1,614.38)	
	33		01/02/08		759.92	1,000.89	(240.97)	
	250		01/03/08		5,756.99	7,349.50	(1,592.51)	
125017000	87	DRIL QUIP INC	04/11/08	06/05/08	5,163.42	4,568.87		594.55
125017100	775	DRIL QUIP INC	04/11/08	10/20/08	21,391.28	40,699.66	(19,308.38)	
125017200	54	DRIL QUIP INC	04/11/08	10/22/08	1,376.93	2,835.85	(1,458.92)	
	79		04/17/08		2,014.40	4,707.54	(2,693.14)	
125017300	372	DRIL QUIP INC	04/17/08	10/23/08	8,562.46	22,167.14	(13,604.68)	
	93		05/01/08		2,140.62	5,294.13	(3,153.51)	
125017400	220	DRIL QUIP INC	05/01/08	10/24/08	4,700.93	12,523.74	(7,822.81)	
	176		05/06/08		3,760.75	10,403.96	(6,643.21)	
125017500	2,068	EMERITUS CORP	06/28/07	02/13/08	43,882.48	64,108.00	(20,225.52)	
	214		11/29/07		4,541.03	5,265.94	(724.91)	
	39		12/31/07		827.57	980.85	(153.28)	
	80		01/02/08		1,697.58	2,019.20	(321.62)	
	123		01/03/08		2,610.03	3,158.55	(548.52)	
125017900	1,147	FELCOR LODGING TR INC	11/29/07	11/19/08	1,211.57	20,036.14	(18,824.57)	
	1,027		12/12/07		1,084.81	18,525.85	(17,441.04)	
	319		12/18/07		336.96	5,151.85	(4,814.89)	
	566		12/19/07		597.86	9,212.61	(8,614.75)	
	583		12/31/07		615.82	8,898.39	(8,282.57)	
	329		01/02/08		347.52	5,023.57	(4,676.05)	
	482		01/03/08		509.13	7,331.22	(6,822.09)	
125018200	1,157	FIRST HORIZON NATL CORP	03/20/08	07/07/08	7,130.55	19,674.67	(12,544.12)	
	1,502		03/24/08		9,256.77	27,077.00	(17,820.23)	
	1,257		03/25/08		7,746.85	22,347.32	(14,600.47)	
	1,534		04/01/08		9,453.99	22,711.79	(13,257.80)	
	1,721		04/11/08		10,606.46	22,720.47	(12,114.01)	
	1,239		04/17/08		7,635.91	16,168.45	(8,532.54)	

2  
0  
0  
8  
  
Y  
E  
A  
R  
  
E  
N  
D  
  
S  
U  
M  
M  
A  
R  
Y

Ref: 00009227 00080779

CITI GLOBAL IMPACT FUNDING  
Account Number 692-17589-15 643

2  
0  
0  
8  
  
Y  
E  
A  
R  
  
E  
N  
D  
  
S  
U  
M  
M  
A  
R  
Y

Details of Short Term Gain/(Loss) 2008 - continued								
Reference number	Quantity	Security Description	Opening Trade Date	Closing Trade Date	Sale Proceeds	Cost	(Loss)	Gain
	2,784		04/29/08		\$ 17,157.69	\$ 30,718.66	(\$ 13,560.97)	
	2,279		06/04/08		14,045.41	23,058.69	(9,013.28)	
125018300	.0593	FIRST HORIZON NATL CORP	08/25/08	10/01/08	.51	.59	(.08)	
	.0248	CASH IN LIEU OF .14028	09/08/08		.21	.31	(.10)	
	.0195	RECORD 09/12/08 PAY 10/01/08	09/18/08		.17	.19	(.02)	
	.0366		09/29/08		.32	.31		.01
125018400	541	FOUNDATION COAL HOLDINGS INC	04/11/07	01/15/08	27,829.58	20,251.14		7,578.44
125018500	431	FOUNDATION COAL HOLDINGS INC	04/11/07	02/04/08	24,406.14	16,133.54		8,272.60
125018600	97	FOUNDATION COAL HOLDINGS INC	04/11/07	02/19/08	5,431.94	3,630.98		1,800.98
125018700	86	FOUNDATION COAL HOLDINGS INC	04/11/07	04/04/08	4,721.37	3,219.22		1,502.15
	107		04/28/07		5,874.27	4,214.33		1,659.94
125019000	908	GEO GROUP INC	03/04/08	05/07/08	22,660.46	23,800.04	(1,139.58)	
	901		03/05/08		22,485.77	23,841.45	(1,355.68)	
125020300	349	GENERAL CABLE CORP	08/16/07	02/13/08	22,333.59	17,559.80		4,773.79
	19		11/29/07		1,215.87	1,414.73	(198.86)	
125020400	73	GENERAL CABLE CORP	11/29/07	04/04/08	4,810.67	5,435.53	(624.86)	
125020500	12	GENERAL CABLE CORP	12/18/07	12/03/08	184.46	860.64	(676.18)	
	38		12/19/07		584.11	2,733.34	(2,149.23)	
	41		12/31/07		630.23	2,988.49	(2,358.26)	
	14		01/02/08		215.20	1,017.24	(802.04)	
	29		01/03/08		445.77	2,106.27	(1,660.50)	
	471		01/16/08		7,239.93	26,480.00	(19,240.07)	
	10		01/18/08		153.72	512.45	(358.73)	
125020600	176	GENESEE & WYOMING INC CLASS A	01/05/07	01/02/08	4,121.49	4,495.04	(373.55)	
	77		01/08/07		1,803.15	1,975.82	(172.67)	
	82		01/12/07		1,920.24	2,173.82	(253.58)	
	218		08/18/07		5,105.02	6,797.24	(1,692.22)	
	174		06/20/07		4,074.65	5,336.58	(1,261.93)	
	278		11/29/07		6,510.07	6,974.33	(464.26)	
	32		12/18/07		749.36	855.04	(105.68)	
	138		12/19/07		3,231.62	3,692.51	(460.89)	
125020700	20	GOODRICH PETE CORP NEW	06/05/08	06/05/08	1,044.79	1,031.40		13.39
125020800	193	GOODRICH PETE CORP NEW	06/05/08	11/24/08	6,599.29	9,952.97	(3,353.68)	
125020900	325	GOODRICH PETE CORP NEW	06/05/08	11/26/08	11,936.40	18,760.18	(4,823.78)	
125021000	2,174	GREY WOLF INC	06/23/08	08/25/08	18,406.94	20,490.17	(2,083.23)	
	3,010		06/24/08		25,485.22	28,339.45	(2,854.23)	

Ref: 00009227 00080780

CITI GLOBAL IMPACT FUNDING  
Account Number 692-17589-15 643

2  
0  
0  
8  
  
Y  
E  
A  
R  
  
E  
N  
D  
  
S  
U  
M  
M  
A  
R  
Y

Details of Short Term Gain/(Loss) 2008 (continued)

Reference number	Quantity	Security Description	Opening Trade Date	Closing Trade Date	Sale Proceeds	Cost	(Loss)	Gain
125021700	443	HELMERICH & PAYNE INC	03/19/07	03/03/08	\$ 20,301.13	\$ 12,957.66		\$ 7,343.47
	96		06/18/07		4,399.34	3,405.12		994.22
	12		06/20/07		549.92	426.60		123.32
125021800	113	HELMERICH & PAYNE INC	06/20/07	03/27/08	5,306.64	4,017.15		1,288.49
	608		10/01/07		28,547.17	20,398.89		8,148.28
	155		11/29/07		7,277.65	5,344.79		1,932.86
125021900	249	HELMERICH & PAYNE INC	11/29/07	04/04/08	12,432.00	8,586.14		3,845.86
	71		12/18/07		3,544.87	2,570.91		973.96
	199		12/19/07		9,935.62	7,358.03		2,577.59
	147		12/31/07		7,339.37	5,907.87		1,431.50
	330		01/03/08		16,476.15	13,636.33		2,839.82
125022000	88	JACK HENRY & ASSOCIATES INC	06/02/08	06/05/08	2,074.14	2,048.66		25.48
125022700	509	HERCULES OFFSHORE INC	11/29/07	10/06/08	4,555.17	13,058.90	(8,503.73)	
	212		12/18/07		1,897.24	5,142.70	(3,245.46)	
	454		12/19/07		4,062.96	11,035.83	(6,972.87)	
	249		12/31/07		2,228.36	5,911.01	(3,682.65)	
	214		01/02/08		1,915.14	5,030.93	(3,115.79)	
	169		01/03/08		1,512.43	4,184.41	(2,671.98)	
125022800	246	HEXCEL CORP NEW	08/25/07	06/05/08	6,221.30	5,058.10		1,163.20
125023000	730	HOLLY CORP-NEW	01/15/08	05/08/08	29,561.91	31,955.53	(2,393.62)	
125023100	402	HOLLY CORP-NEW	01/15/08	05/09/08	16,422.73	17,597.43	(1,174.70)	
	497		01/22/08		20,303.73	21,485.91	(1,182.18)	
	534		02/04/08		21,815.27	26,578.19	(4,762.92)	
	512		03/19/08		20,916.52	22,221.47	(1,304.95)	
125023200	1,301	HORSEHEAD HLDG CORP	10/10/07	04/04/08	15,886.29	30,392.14	(14,505.85)	
	557		10/11/07		6,801.43	13,367.33	(6,565.90)	
	296		11/05/07		3,614.41	6,571.20	(2,956.79)	
	629		11/07/07		7,680.61	13,975.25	(6,294.64)	
	371		11/29/07		4,530.22	6,101.47	(1,571.25)	
	1,107		12/04/07		13,517.39	18,997.23	(5,479.84)	
	277		12/18/07		3,382.40	4,301.58	(919.18)	
	117		12/19/07		1,428.67	1,840.88	(412.21)	
	296		12/31/07		3,614.41	4,931.06	(1,316.65)	
	181		01/02/08		2,210.16	3,020.17	(810.01)	
	185		01/03/08		2,259.00	3,160.17	(901.17)	
125023300	1,041	HUB GROUP INC CL A	08/13/07	02/07/08	33,111.55	35,594.29	(2,482.74)	

Ref: 00009227 00080781

CITI GLOBAL IMPACT FUNDING  
Account Number 692-17589-15 643

Details of Short-Term Gain/(Loss) 2008 - continued

Reference number	Quantity	Security Description	Opening Trade Date	Closing Trade Date	Sale Proceeds	Cost	(Loss)	Gain
125023400	154	HUB GROUP INC CL A	08/13/07	02/12/08	\$ 5,202.83	\$ 5,265.63	(\$ 62.80)	
	559		08/22/07		18,885.61	19,219.43	(333.82)	
	113		09/14/07		3,817.66	3,443.16		374.50
125023500	304	HUB GROUP INC CL A	09/14/07	06/04/08	10,902.65	9,263.00		1,639.65
	447		09/17/07		16,031.20	13,612.54		2,418.66
	62		11/29/07		2,223.57	1,553.97		669.60
125023600	251	HUB GROUP INC CL A	11/29/07	06/05/08	8,910.30	6,291.07		2,619.23
	820		11/30/07		29,109.35	21,314.92		7,794.43
	165		12/18/07		5,857.37	4,293.30		1,564.07
	173		12/19/07		6,141.36	4,604.22		1,537.14
	341		12/31/07		12,105.23	8,905.22		3,200.01
	157		01/02/08		5,573.37	3,990.47		1,582.90
125023700	1	HUB GROUP INC CL A	01/02/08	06/16/08	32.59	25.42		7.17
	126		01/03/08		4,108.74	3,159.58		947.16
125023800	110	INTEGRA LIFESCIENCES HOLDINGS CORP	01/14/08	04/04/08	4,842.17	4,808.51		33.66
125023900	49	INTEGRA LIFESCIENCES HOLDINGS CORP	01/14/08	06/05/08	2,096.69	2,141.97	(45.28)	
125024000	708	INTERNATIONAL COAL GROUP	04/22/08	06/05/08	7,271.96	6,537.63		734.43
125024100	4,420	INTERNATIONAL COAL GROUP	04/22/08	08/01/08	44,696.11	40,813.40		3,882.71
	3,932		04/24/08		39,761.34	29,558.81		10,202.53
125024200	295	INTERNATIONAL COAL GROUP	04/24/08	09/18/08	2,011.15	2,217.66	(206.51)	
	1,677		05/06/08		11,432.88	15,119.16	(3,686.28)	
125024300	1,367	INTERNATIONAL COAL GROUP	05/06/08	10/06/08	5,561.06	12,324.33	(6,763.27)	
	2,206		05/23/08		8,974.18	20,529.26	(11,555.08)	
	766		05/27/08		3,116.15	7,029.97	(3,913.82)	
	2,388		07/03/08		9,714.56	24,357.84	(14,643.28)	
125024600	202	ISLE OF CAPRIS CASINOS INC	06/18/07	05/06/08	1,308.21	5,110.60	(3,802.39)	
	176		06/20/07		1,139.82	4,468.64	(3,328.82)	
	187		09/07/07		1,211.05	3,399.44	(2,188.39)	
125024700	973	ISLE OF CAPRIS CASINOS INC	09/07/07	05/08/08	5,861.61	17,687.97	(11,826.36)	
	688		11/29/07		4,144.69	12,211.99	(8,067.30)	
	133		12/18/07		801.23	1,714.36	(913.13)	
	282		12/19/07		1,698.84	3,690.10	(1,991.26)	
	219		12/31/07		1,319.31	2,965.24	(1,645.93)	
	146		01/02/08		879.54	2,017.71	(1,138.17)	
	560		01/03/08		3,373.59	7,335.94	(3,962.35)	
125024800	1,118	JARDEN CORP	08/31/07	01/09/08	22,387.60	36,475.08	(14,087.48)	

2008 YEAR END SUMMARY

Ref: 00009227 00080782

CITI GLOBAL IMPACT FUNDING  
Account Number 692-17589-15 643

Details of Short Term Gain (Loss) 2008 - continued

Reference number	Quantity	Security Description	Opening Trade Date	Closing Trade Date	Sale Proceeds	Cost	(Loss)	Gain
125024900	109	JARDEN CORP	08/31/07	06/05/08	\$ 2,021.94	\$ 3,556.16	(\$ 1,534.22)	
	59		09/05/07		1,094.44	1,913.75	(819.31)	
125025600	367	KANSAS CITY SOUTHERN INDS NEW	10/02/07	09/25/08	17,445.57	11,979.36		5,466.21
125025700	182	KEY ENERGY SVCS INC	05/09/08	06/05/08	3,116.29	2,852.47		263.82
125025800	3,127	KEY ENERGY SVCS INC	05/09/08	10/08/08	19,300.04	49,009.16	(29,709.12)	
	1,382		05/14/08		8,529.79	22,299.95	(13,770.16)	
	1,326		05/30/08		8,194.16	22,744.35	(14,560.19)	
125025900	318	KIRBY CORP	02/22/07	01/14/08	12,914.32	12,060.75		853.57
	314		02/28/07		12,751.87	11,394.97		1,356.90
125026100	132	KIRBY CORP	06/18/07	04/24/08	7,624.06	5,095.20		2,528.86
	11		06/20/07		635.34	423.72		211.62
125026200	82	KIRBY CORP	06/20/07	05/05/08	4,655.39	3,158.64		1,496.75
	168		11/29/07		9,537.88	7,845.60		1,692.28
	54		12/18/07		3,065.75	2,579.58		486.17
	96		12/19/07		5,450.21	4,608.00		842.21
	128		12/31/07		7,266.95	5,927.68		1,339.27
	44		01/02/08		2,498.02	2,026.20		471.82
	92		01/03/08		5,223.12	4,214.52		1,008.60
125026300	50	LANDAMERICA FINANCIAL GROUP	01/29/08	04/04/08	1,944.98	2,199.21	(254.23)	
125026400	75	LANDAMERICA FINANCIAL GROUP	01/29/08	06/05/08	2,070.73	3,298.81	(1,228.08)	
125026500	1,038	LANDAMERICA FINANCIAL GROUP	01/29/08	07/10/08	17,659.70	45,655.60	(27,995.90)	
	229		01/31/08		3,896.02	11,786.43	(7,890.41)	
125026600	252	LANDAMERICA FINANCIAL GROUP	01/31/08	07/17/08	4,302.50	12,970.21	(8,667.71)	
	301		02/11/08		5,139.09	12,864.32	(7,725.23)	
	371		02/12/08		6,334.23	15,931.59	(9,597.36)	
	851		02/22/08		14,529.47	29,929.24	(15,399.77)	
125026700	383	LEAP WIRELESS INTERNATIONAL INC NEW	11/29/07	03/31/08	18,279.08	12,742.64		5,536.44
125026800	433	LEAP WIRELESS INTERNATIONAL INC NEW	11/29/07	04/04/08	23,181.42	14,406.17		8,775.25
	38		11/30/07		2,034.40	1,316.59		717.81
125026900	499	LEAP WIRELESS INTERNATIONAL INC NEW	11/30/07	04/07/08	26,618.86	17,288.85		9,330.01
125027000	3	LEAP WIRELESS INTERNATIONAL INC NEW	11/30/07	05/09/08	163.31	103.94		59.37
	774		12/04/07		42,134.39	27,688.38		14,446.01
125027100	53	LEAP WIRELESS INTERNATIONAL INC NEW	12/04/07	06/05/08	3,111.61	1,895.97		1,215.64

2008 YEAR END SUMMARY

Ref: 00009227 00080783

CITI GLOBAL IMPACT FUNDING  
Account Number 692-17589-15 643

Details of Short-Term Gain/Loss, 2008 - continued

Reference number	Quantity	Security Description	Opening Trade Date	Closing Trade Date	Sale Proceeds	Cost	(Loss)	Gain
125027300	195	LIFEPOINT HOSPS INC	06/18/07	01/31/08	\$ 5,270.66	\$ 7,644.00	(\$ 2,373.34)	
	186		06/20/07		5,027.39	7,127.52	(2,100.13)	
	653		07/31/07		17,649.94	19,620.30	(1,970.36)	
	251		11/29/07		6,784.28	7,843.75	(1,059.47)	
	143		12/18/07		3,865.15	4,290.88	(425.71)	
	92		12/19/07		2,486.67	2,751.72	(265.05)	
	100		12/31/07		2,702.90	2,972.90	(270.00)	
	103		01/02/08		2,783.99	3,017.80	(233.81)	
	143		01/03/08		3,865.14	4,203.91	(338.77)	
125027400	1,191	LODGENET ENTERTAINMENT CORP	07/20/07	01/14/08	17,983.11	41,054.49	(23,071.38)	
125027500	769	LODGENET INTERACTIVE CORP	07/20/07	01/15/08	10,964.46	26,507.89	(15,543.43)	
	587		07/31/07		8,369.49	18,726.06	(10,356.57)	
	203		09/18/07		2,894.39	4,784.39	(1,890.00)	
125027600	641	LODGENET INTERACTIVE CORP	09/18/07	01/23/08	8,955.02	15,107.34	(6,152.32)	
	1,472		11/29/07		20,564.41	27,873.79	(7,309.38)	
	138		11/30/07		1,927.91	2,643.76	(715.85)	
	188		12/18/07		2,628.43	3,430.62	(804.19)	
	256		12/19/07		3,576.42	4,604.42	(1,028.00)	
	522		12/31/07		7,292.54	8,874.00	(1,581.46)	
	185		01/03/08		2,584.52	3,152.40	(567.88)	
125028300	361	MARVEL ENTERTAINMENT INC	10/23/07	05/01/08	10,777.40	8,624.80		2,152.60
125028400	397	MARVEL ENTERTAINMENT INC	10/23/07	05/02/08	11,968.09	9,484.89		2,483.20
125028500	116	MARVEL ENTERTAINMENT INC	10/23/07	06/05/08	4,171.93	2,771.40		1,400.53
125028600	725	MARVEL ENTERTAINMENT INC	10/23/07	10/09/08	21,180.18	17,321.26		3,858.92
125028700	155	MARVEL ENTERTAINMENT INC	10/23/07	10/09/08	4,324.97	3,703.17		621.80
	230	TRADE AS OF 10/09/08	10/25/07		6,417.69	5,526.83		890.86
125028900	219	MATRIA HEALTHCARE INC-NEW	01/30/07	01/15/08	6,001.27	5,961.82		39.45
	604		02/01/07		16,551.46	17,053.46	(502.00)	
	714		02/14/07		19,565.80	17,949.89		1,615.91
125029000	97	MATRIA HEALTHCARE INC-NEW	02/14/07	01/28/08	3,126.45	2,438.57		687.88
	332		02/18/07		10,700.84	8,585.95		2,114.89
	761		02/22/07		24,528.13	20,719.98		3,808.15
	836		02/23/07		26,945.49	20,799.35		6,146.14
	976		06/06/07		31,457.89	28,524.58		2,933.31
	312		06/18/07		10,066.21	9,360.00		696.21
	264		06/20/07		8,509.10	8,012.37		496.73
	344		07/31/07		11,087.61	8,869.52		2,218.09

2008 YEAR END SUMMARY



Ref: 00009227 00080784

CITI GLOBAL IMPACT FUNDING

Account Number 692-17589-15 643

2  
0  
0  
8  
  
Y  
E  
A  
R  
  
E  
N  
D  
  
S  
U  
M  
M  
A  
R  
Y

Details of Short-Term Gain (Loss) 2008 - continued								
Reference number	Quantity	Security Description	Opening Trade Date	Closing Trade Date	Sale Proceeds	Cost	(Loss)	Gain
125029100	471	MATRIA HEALTHCARE INC-NEW	07/31/07	02/20/08	\$ 12,871.49	\$ 12,144.03		\$ 727.46
	447		10/29/07		12,215.81	10,973.81		1,241.80
	483		10/30/07		13,199.42	12,060.22		1,139.20
	215		11/29/07		5,875.52	4,779.43		1,096.09
125029200	299	MATRIA HEALTHCARE INC-NEW	11/29/07	02/26/08	8,004.20	6,648.74		1,357.46
125029300	348	MATRIA HEALTHCARE INC-NEW	11/29/07	02/27/08	9,183.90	7,736.00		1,447.90
	163		12/18/07		4,301.65	3,429.50		872.15
	558		12/19/07		14,673.12	11,991.38		2,681.74
	153		12/31/07		4,037.75	3,606.21		431.54
125029400	14	MATRIA HEALTHCARE INC-NEW	12/31/07	02/28/08	351.33	329.98		21.35
	336		01/02/08		8,432.03	8,040.45		391.58
	662		01/03/08		16,613.10	15,748.93		864.17
	836		01/09/08		20,979.69	20,719.67		260.02
125029700	197	NBTY INC	12/13/07	04/04/08	6,737.36	5,310.67		1,426.69
125030000	206	NATIONAL CINEMEDIA INC	06/18/07	06/12/08	2,835.26	5,936.92	(3,101.66)	
	61		06/20/07		839.57	1,773.87	(934.30)	
	918		10/09/07		12,634.82	24,051.60	(11,416.78)	
	577		11/29/07		7,941.49	15,696.94	(7,755.45)	
	71		12/18/07		977.20	1,723.17	(745.97)	
	270		12/19/07		3,716.12	6,450.27	(2,734.15)	
	402		12/31/07		5,532.90	9,897.20	(4,364.30)	
	941		01/02/08		12,951.39	20,077.94	(7,126.55)	
125030500	431	NATIONAL FINANCIAL PARTNERS CORP	11/28/07	10/21/08	3,549.52	20,098.44	(16,548.92)	
	58		11/28/07		477.66	2,704.66	(2,227.00)	
	377		11/29/07		3,104.80	17,419.93	(14,315.13)	
	39		12/18/07		321.19	1,716.00	(1,394.81)	
	144		12/19/07		1,185.92	6,450.38	(5,264.46)	
	217		12/31/07		1,787.11	9,850.67	(8,063.56)	
	80		01/02/08		658.85	3,540.59	(2,881.74)	
125030600	56	NATIONAL FINANCIAL PARTNERS CORP	01/02/08	10/22/08	435.56	2,478.42	(2,042.86)	
	94		01/03/08		731.12	4,209.32	(3,478.20)	
	823		02/13/08		6,401.17	23,143.99	(16,742.82)	
	441		04/15/08		3,430.03	11,257.85	(7,827.82)	
125030700	582	NATIONAL FINANCIAL PARTNERS CORP	04/15/08	10/23/08	3,929.87	14,857.29	(10,927.42)	
	902		07/24/08		6,090.63	19,686.33	(13,595.70)	
125030800	290	NEWALLIANCE BANCSHARES INC	02/22/08	04/04/08	3,865.96	3,481.42		384.54
125030900	388	NEWALLIANCE BANCSHARES INC	02/22/08	06/05/08	5,200.18	4,657.90		542.28

Ref: 00009227 00080785

CITI GLOBAL IMPACT FUNDING  
Account Number 692-17589-15 643

Details of Short-Term Gain/Loss 2008 - continued

Reference number	Quantity	Security Description	Opening Trade Date	Closing Trade Date	Sale Proceeds	Cost	(Loss)	Gain
125031000	3,438	NEWALLIANCE BANCSHARES INC	02/22/08	07/08/08	\$ 41,270.20	\$ 41,272.85	(\$ 2.65)	
	396	TRADE AS OF 07/08/08	03/13/08		4,753.64	4,994.91	(241.27)	
125031100	61	OIL STATES INTERNATIONAL INC	02/26/08	04/04/08	2,882.23	2,698.35		183.88
125031200	17	OIL STATES INTERNATIONAL INC	02/26/08	06/05/08	1,037.16	752.00		285.16
125031300	787	OIL STATES INTERNATIONAL INC	02/26/08	10/06/08	19,927.59	34,813.10	(14,885.51)	
	246		02/27/08		6,228.96	10,908.77	(4,679.81)	
	631		02/29/08		15,977.53	26,774.21	(10,796.68)	
	515		03/18/08		13,040.29	22,118.17	(9,077.88)	
125031600	353	ON SEMICONDUCTOR CORP	05/08/07	05/08/08	3,445.90	3,900.65	(454.75)	
125031700	614	ON SEMICONDUCTOR CORP	08/18/07	05/19/08	6,470.05	6,803.12	(333.07)	
	485		06/20/07		5,110.71	5,354.40	(243.69)	
	307		10/18/07		3,235.02	3,932.91	(697.89)	
125031800	313	ON SEMICONDUCTOR CORP	10/18/07	06/05/08	3,117.77	4,009.78	(892.01)	
125031900	910	ON SEMICONDUCTOR CORP	10/18/07	08/06/08	9,046.80	11,657.83	(2,611.03)	
	1,197		11/29/07		11,900.03	11,323.62		576.41
	332		12/14/07		3,300.59	2,684.29		616.30
125032000	117	ORBITAL SCIENCES CORP	05/18/07	04/04/08	2,894.09	2,320.79		573.30
125032100	298	ORBITAL SCIENCES CORP	05/18/07	04/17/08	7,817.09	5,911.07		1,906.02
	210		06/18/07		5,508.69	4,252.50		1,256.19
	296		06/19/07		7,764.63	6,035.47		1,729.16
125032200	880	ORBITAL SCIENCES CORP	06/19/07	04/22/08	23,435.06	17,943.29		5,491.77
	348		06/20/07		9,267.50	7,120.08		2,147.42
	783		08/07/07		20,851.88	16,053.38		4,798.50
125032300	252	ORBITAL SCIENCES CORP	08/07/07	04/23/08	6,696.23	5,166.60		1,529.63
	566		11/29/07		15,039.95	13,933.79		1,106.16
	74		12/18/07		1,966.35	1,722.72		243.63
	276		12/19/07		7,333.97	6,448.74		885.23
	81		12/31/07		2,152.36	1,977.21		175.15
	214		01/03/08		5,686.49	5,248.35		438.14
125032900	276	PAETEC HOLDING CORP	01/11/08	04/04/08	1,926.48	2,320.61	(394.15)	
125033000	619	PAETEC HOLDING CORP	01/11/08	06/05/08	5,194.62	5,204.55	(9.93)	
125033200	35	PANERA BREAD CO CL A	01/08/07	01/08/08	1,115.51	1,963.15	(847.64)	
	8		01/12/07		254.98	464.48	(209.50)	
125033300	80	PANERA BREAD CO CL A	01/12/07	01/09/08	2,567.22	4,644.80	(2,077.58)	
	272		03/07/07		8,728.53	15,967.60	(7,239.07)	
	205		06/06/07		6,578.49	10,428.64	(3,850.15)	

2  
0  
0  
8  
  
Y  
E  
A  
R  
  
E  
N  
D  
  
S  
U  
M  
M  
A  
R  
Y

Ref. 00009227 00080786

CITI GLOBAL IMPACT FUNDING  
Account Number 692-17589-15 643

Details of Short-Term Gain (Loss) 2008 *continued*

Reference number	Quantity	Security Description	Opening Trade Date	Closing Trade Date	Sale Proceeds	Cost	(Loss)	Gain
125033400	180	PANERA BREAD CO CL A	06/06/07	03/28/08	\$ 7,911.29	\$ 9,158.85	(1,245.56)	
	125		06/18/07		5,493.95	5,952.50	(458.55)	
	22		06/20/07		966.94	1,042.36	(75.42)	
125033500	53	PANERA BREAD CO CL A	06/20/07	04/23/08	2,421.55	2,511.14	(89.59)	
	419		09/19/07		19,143.92	18,777.74		366.18
	137		11/29/07		8,259.46	5,339.71		919.75
125033600	131	PANERA BREAD CO CL A	11/29/07	05/02/08	6,823.02	5,105.86		1,717.16
	93		12/18/07		4,843.82	3,430.77		1,413.05
	210		12/19/07		10,937.66	7,359.66		3,578.00
	190		12/24/07		9,895.98	6,935.46		2,960.52
125033700	454	PANERA BREAD CO CL A	12/24/07	05/28/08	23,221.87	16,572.09		6,649.78
	251		12/31/07		12,838.53	8,893.68		3,944.85
	176		01/02/08		9,002.31	6,022.53		2,979.78
	65		01/03/08		3,324.72	2,086.50		1,238.22
125033800	887	PETROHAWK ENERGY CORP	04/12/07	03/13/08	16,526.66	12,287.79		4,238.87
125033900	1,201	PETROHAWK ENERGY CORP	04/12/07	03/26/08	23,731.73	16,637.69		7,094.04
125034000	505	PETROHAWK ENERGY CORP	04/12/07	04/04/08	10,631.20	6,995.87		3,635.33
125034400	300	PETROHAWK ENERGY CORP	08/18/07	06/05/08	10,084.68	5,097.00		4,987.68
	485		06/20/07		16,303.57	8,018.07		8,285.50
	643		07/16/07		21,614.83	9,695.28		11,919.55
125034500	889	PETROHAWK ENERGY CORP	07/16/07	06/17/08	26,147.98	10,087.32		16,060.66
125034600	690	PETROHAWK ENERGY CORP	11/29/07	09/15/08	15,490.41	11,157.30		4,333.11
125034700	279	PETROHAWK ENERGY CORP	11/29/07	09/19/08	6,807.53	4,511.43		2,296.10
	215		12/18/07		5,245.95	3,428.69		1,817.26
	376		12/19/07		9,174.31	6,077.81		3,096.50
125034800	136	PETROHAWK ENERGY CORP	12/19/07	09/25/08	3,359.98	2,198.36		1,161.62
	587		12/31/07		14,008.17	9,870.51		4,137.66
	515		01/03/08		12,723.47	9,439.95		3,283.52
125034900	69	PHILLIPS-VAN HEUSEN CORP DEL	02/01/08	06/05/08	3,116.02	2,947.44		168.58
125035000	1,114	PHILLIPS-VAN HEUSEN CORP DEL	02/01/08	10/13/08	35,566.58	47,586.18	(12,019.60)	
	564		02/27/08		18,006.78	22,500.05	(4,493.27)	
125035100	11	PHILLIPS-VAN HEUSEN CORP DEL	02/27/08	10/20/08	305.98	438.83	(132.85)	
	570		03/25/08		15,855.31	20,869.52	(5,014.21)	
125035200	102	PHILLIPS-VAN HEUSEN CORP DEL	03/25/08	10/28/08	2,187.35	3,734.55	(1,547.20)	
	382		05/13/08		8,191.82	17,351.78	(9,159.96)	

2008 YEAR END SUMMARY

Ref: 00009227 00080787

CITI GLOBAL IMPACT FUNDING  
Account Number 692-17589-15 643

Details of Short-Term Gain (Loss) 2008 - continued

Reference number	Quantity	Security Description	Opening Trade Date	Closing Trade Date	Sale Proceeds	Cost	(Loss)	Gain
125035300	114	PHILLIPS-VAN HEUSEN CORP DEL	05/13/08	10/31/08	\$ 2,731.72	\$ 5,178.28	(\$ 2,448.56)	
	650		07/07/08		15,575.60	23,251.80	(7,676.20)	
	556		08/08/08		13,323.13	21,902.17	(8,579.04)	
125035800	1,950	PIONEER DRILLING CO	06/26/08	10/06/08	19,331.21	38,677.47	(19,346.26)	
	382		06/27/08		3,786.93	7,677.36	(3,890.43)	
	1,375		07/02/08		13,630.99	25,584.63	(11,953.64)	
125035900	59	RTI INTL METALS INC	07/17/07	04/04/08	2,901.60	4,803.55	(1,901.95)	
125036000	128	RTI INTL METALS INC	07/17/07	06/05/08	5,207.87	10,258.43	(5,050.56)	
125036100	279	RTI INTL METALS INC	10/31/07	07/30/08	7,611.94	21,995.44	(14,383.50)	
	159		11/29/07		4,337.99	11,332.22	(6,994.23)	
	89		12/18/07		2,428.18	6,023.52	(3,595.34)	
	54		12/19/07		1,473.28	3,711.42	(2,238.14)	
	100		12/31/07		2,728.29	6,880.96	(4,152.67)	
	29		01/02/08		791.21	1,987.68	(1,196.45)	
	90		01/03/08		2,455.47	6,277.50	(3,822.03)	
	147		01/07/08		4,010.59	9,017.52	(5,006.93)	
	278		01/08/08		7,584.66	16,535.94	(8,951.28)	
	477		01/25/08		13,013.96	24,766.98	(11,753.02)	
	487		03/17/08		13,286.79	21,679.19	(8,392.40)	
125036200	999	RF MICRO DEVICES INC	01/23/08	06/05/08	4,146.82	3,044.45		1,102.37
125036300	196	RIVERBED TECHNOLOGY INC	05/16/08	06/05/08	3,116.58	3,375.53	(258.95)	
125036400	1,997	RIVERBED TECHNOLOGY INC	05/16/08	10/31/08	24,378.24	34,392.54	(10,014.30)	
125037200	118	SELECTIVE INSURANCE GROUP INC	08/13/07	04/04/08	2,887.45	2,543.36		344.09
125037300	808	SELECTIVE INSURANCE GROUP INC	08/13/07	05/07/08	17,058.72	17,715.80	(657.08)	
125037400	979	SELECTIVE INSURANCE GROUP INC	08/13/07	05/12/08	20,511.79	21,465.07	(953.28)	
	963		08/17/07		20,176.56	20,774.70	(598.14)	
	72		11/06/07		1,508.53	1,628.10	(119.57)	
	779		11/07/07		18,321.44	18,105.91	(1,784.47)	
	303		11/29/07		6,348.39	6,931.42	(583.03)	
125037500	193	SELECTIVE INSURANCE GROUP INC	11/29/07	05/13/08	4,047.98	4,415.06	(367.08)	
	117		12/18/07		2,453.96	2,570.49	(116.53)	
	210		12/19/07		4,404.54	4,609.60	(205.06)	
	307		12/31/07		6,439.01	6,937.59	(498.58)	
	89		01/02/08		1,866.68	2,014.07	(147.39)	
	276		01/03/08		5,788.81	6,285.62	(496.81)	
125037600	391	TCF FINANCIAL CORP	02/01/08	06/05/08	6,237.43	8,479.38	(2,241.95)	
125037700	1,725	TCF FINANCIAL CORP	02/01/08	06/10/08	25,408.24	37,409.04	(12,000.80)	

2008 YEAR END SUMMARY

Ref. 00009227 00080788

CITI GLOBAL IMPACT FUNDING  
Account Number 692-17589-15 643

Details of Share Transactions (Losses) 2008 - continued

Reference number	Quantity	Security Description	Opening Trade Date	Closing Trade Date	Sale Proceeds	Cost	(Loss)	Gain
125037800	259	TCF FINANCIAL CORP	02/01/08	07/08/08	\$ 2,868.38	\$ 5,616.78	(\$ 2,748.40)	
	1,055	TRADE AS OF 07/08/08	02/04/08		11,683.95	22,662.35	(10,978.40)	
	2,370		02/07/08		26,247.36	48,767.25	(22,519.89)	
	1,147		03/13/08		12,702.85	21,794.00	(9,091.15)	
125037900	240	THQ INC NEW (DE) FULL PRICE IS 21.69583300	12/07/07	06/05/08	5,206.97	6,078.36	(871.39)	
125038000	1,539	THQ INC NEW (DE)	12/07/07	09/15/08	19,478.55	38,977.48	(19,498.93)	
	86		12/18/07		1,215.04	2,570.88	(1,355.84)	
	68		12/19/07		860.65	1,844.16	(983.51)	
	105		12/31/07		1,328.95	2,951.54	(1,622.59)	
	111		01/02/08		1,404.89	3,021.41	(1,616.52)	
	190		01/03/08		2,404.75	5,117.38	(2,712.63)	
125038100	800	THQ INC NEW (DE)	01/03/08	09/16/08	9,627.30	21,548.88	(11,919.58)	
	1,241		02/04/08		14,934.36	24,180.26	(9,245.90)	
125038200	690	TEMPUR-PEDIC INTERNATIONAL INC	04/20/07	03/17/08	7,353.87	18,552.58	(11,198.71)	
	222		06/18/07		2,366.03	5,949.60	(3,583.57)	
	201		06/20/07		2,142.21	5,336.65	(3,194.34)	
	570		11/09/07		6,074.94	17,644.84	(11,569.70)	
	708		11/21/07		7,545.71	20,412.84	(12,867.13)	
	343		11/29/07		3,655.62	9,575.77	(5,920.15)	
	863		12/13/07		9,197.67	24,576.17	(15,378.50)	
	293		12/18/07		3,122.73	7,720.55	(4,597.82)	
	34		12/19/07		362.36	913.24	(550.88)	
	300		12/31/07		3,197.33	7,888.50	(4,691.17)	
	458		01/03/08		4,881.26	11,541.60	(6,660.34)	
125038700	56	TITAN INTL INC ILL	02/25/08	04/04/08	1,943.74	1,763.89		179.85
125038800	102	TITAN INTL INC ILL	02/25/08	06/05/08	4,175.85	3,212.80		963.05
125038900	562	TITAN INTL INC ILL	02/25/08	07/23/08	22,141.88	17,701.87		4,440.01
125039000	551	TITAN INTL INC ILL WITH DUE BILL SPLT 5:4	02/25/08	08/05/08	23,881.96	16,051.07		7,830.89
125039100	1038	TITAN INTL INC ILL	02/25/08	08/15/08	3.84	3.02		.82
	0941	CASH IN LIEU OF .50000	02/29/08		3.48	2.53		.95
	0999	RECORD 07/31/08 PAY 08/15/08	03/18/08		3.69	2.57		1.12
	094		04/15/08		3.47	2.77		.70
	1082		07/07/08		4.00	2.94		1.06
125039200	331.2052	TITAN INTL INC ILL	02/25/08	10/06/08	5,139.51	9,648.28	(4,508.77)	
	799.8918		02/29/08		12,412.41	21,534.69	(9,122.28)	
	848.6352		03/18/08		13,168.79	21,845.82	(8,677.03)	

2  
0  
0  
8  
  
Y  
E  
A  
R  
  
E  
N  
D  
  
S  
U  
M  
M  
A  
R  
Y

Ref: 00009227 00080789

CITI GLOBAL IMPACT FUNDING

Account Number 692-17589-15 643

Details of Short Term Gain (Loss) 2008 - continued

Reference number	Quantity	Security Description	Opening Trade Date	Closing Trade Date	Sale Proceeds	Cost	(Loss)	Gain
	798.642		04/15/08		\$ 12,393.02	\$ 23,534.54	(\$ 11,141.52)	
	918.6258		07/07/08		14,254.88	24,990.66	(10,735.78)	
	1,047		08/19/08		16,246.94	28,661.42	(12,414.48)	
125039300	32	TRIUMPH GROUP INC NEW	03/07/08	04/04/08	1,913.58	1,817.47		96.11
125039400	38	TRIUMPH GROUP INC NEW	03/07/08	06/06/08	2,098.34	2,158.24	(59.90)	
125039500	475	TRIUMPH GROUP INC NEW	03/07/08	07/25/08	24,359.48	28,978.00	(2,618.52)	
125039600	279	TRIUMPH GROUP INC NEW	03/07/08	09/18/08	13,951.56	15,848.03	(1,896.47)	
	259		03/31/08		12,951.45	14,766.91	(1,815.46)	
125039700	189	TRIUMPH GROUP INC NEW	03/31/08	09/24/08	9,318.87	10,775.85	(1,456.98)	
	83		06/06/08		4,092.42	4,425.50	(333.08)	
125039800	200	TRIUMPH GROUP INC NEW	06/06/08	09/25/08	9,911.94	10,663.86	(751.92)	
125039900	150	TRIUMPH GROUP INC NEW	08/06/08	10/06/08	5,646.21	7,997.90	(2,351.69)	
	96		08/09/08		3,613.57	5,140.71	(1,527.14)	
	506		06/11/08		19,008.90	26,115.47	(7,106.57)	
125040000	2,576	TRIZETTO GROUP INC	11/02/07	04/11/08	53,353.03	41,873.40		11,479.63
	1,214		11/06/07		25,143.86	19,509.10		5,634.76
	579		11/29/07		11,992.01	8,715.74		3,276.27
	1,239		11/30/07		25,661.65	18,141.06		6,520.59
125040100	70	TRIZETTO GROUP INC	11/30/07	04/22/08	1,456.19	1,081.42		374.77
	218		12/18/07		4,534.98	3,441.78		1,093.20
	221		12/19/07		4,597.39	3,687.16		910.23
	517		12/31/07		10,754.99	8,875.34		1,879.65
	180		01/02/08		3,744.48	3,020.40		724.08
	323		01/03/08		6,719.27	5,235.18		1,484.09
	209		01/08/08		4,347.76	3,457.76		890.00
125040200	1,174	TRIZETTO GROUP INC	01/08/08	04/23/08	24,473.63	19,423.01		5,050.62
125040300	6,955	USEC INC	10/12/07	02/28/08	46,543.73	65,494.54	(18,950.81)	
	2,311		11/27/07		16,465.50	18,744.52	(3,279.02)	
	1,023		11/29/07		6,846.04	8,694.48	(1,848.44)	
	564		12/18/07		3,774.36	5,154.96	(1,380.60)	
	393		12/19/07		2,630.01	3,685.95	(1,055.94)	
	655		12/31/07		4,383.34	5,914.00	(1,530.66)	
	574		01/02/08		3,841.28	5,016.19	(1,174.91)	
	863		01/03/08		5,775.31	7,343.27	(1,567.96)	
125040400	210	U S AIRWAYS GROUP INC	08/28/07	01/08/08	2,438.78	6,153.52	(3,714.74)	
	674		08/30/07		7,827.31	20,067.07	(12,239.76)	
	695		09/25/07		8,071.19	18,632.88	(10,561.69)	
	703		10/05/07		8,164.09	21,469.55	(13,305.46)	

2  
0  
8  
  
Y  
E  
A  
R  
  
E  
N  
D  
  
S  
U  
M  
M  
A  
R  
Y

Ref: 0009227 00080790

CITI GLOBAL IMPACT FUNDING  
Account Number 692-17589-15 643

2  
0  
0  
8  
  
Y  
E  
A  
R  
  
E  
N  
D  
  
S  
U  
M  
M  
A  
R  
Y

Details of Short-Term Gain (Loss) 2008 - continued

Reference number	Quantity	Security Description	Opening Trade Date	Closing Trade Date	Sale Proceeds	Cost	(Loss)	Gain
	876		11/09/07		\$ 10,173.18	\$ 18,618.15	(\$ 8,444.97)	
	989		11/29/07		11,485.48	20,010.44	(8,524.96)	
	174		12/18/07		2,020.70	2,573.11	(552.41)	
	123		12/19/07		1,428.43	1,847.34	(418.91)	
	269		12/31/07		3,123.96	3,948.38	(824.42)	
	443		01/02/08		5,144.65	6,042.08	(897.43)	
125040500	33	VCA ANTECH INC	04/23/08	06/05/08	1,036.52	925.36		111.16
125040800	585	VCA ANTECH INC	04/23/08	10/14/08	14,594.43	16,404.04	(1,809.61)	
125040800	192	WADDELL & REED FINL INC CL A	06/18/07	01/18/08	5,983.82	5,097.60		886.22
	285		11/29/07		8,882.23	9,599.43	(717.20)	
	49		12/18/07		1,527.12	1,703.73	(176.61)	
	104		12/19/07		3,241.24	3,673.19	(431.95)	
	109		12/31/07		3,397.06	3,960.21	(563.15)	
	86		01/02/08		2,680.25	3,022.90	(342.65)	
	119		01/03/08		3,708.71	4,191.37	(482.66)	
125040900	1,613	WALTER INDS INC	10/06/08	12/04/08	20,987.11	50,869.50	(29,882.39)	
125041000	759	WARNACO GROUP INC	10/13/08	12/19/08	15,481.38	25,172.16	(9,690.78)	
125041100	91	WEBSTER FINANCIAL CORP	05/07/08	06/05/08	2,073.87	2,528.53	(454.66)	
125041200	978	WEBSTER FINANCIAL CORP	05/07/08	06/16/08	19,567.23	27,174.71	(7,607.48)	
125041300	734	WEBSTER FINANCIAL CORP	05/07/08	06/17/08	14,160.62	20,394.92	(6,234.30)	
125041400	59	WELLCARE HLTH PLANS INC	01/31/08	06/05/08	3,136.42	2,793.63		342.79
125041500	960	WELLCARE HLTH PLANS INC	01/31/08	11/25/08	7,775.67	45,455.71	(37,680.04)	
	514		02/05/08		4,163.22	24,944.16	(20,780.94)	
	758		04/11/08		6,139.54	31,258.18	(25,118.64)	
	621		07/31/08		5,029.88	24,220.43	(19,190.55)	
125041600	1,459	WILMINGTON TRUST CORP	07/31/08	09/18/08	43,075.27	34,416.93		8,658.34
125041700	485	WILMINGTON TRUST CORP	07/31/08	09/22/08	14,306.21	11,440.86		2,865.35
	1,769		09/08/08		52,180.78	45,727.94		6,452.84
<b>Total</b>					<b>\$ 5,817,514.24</b>	<b>\$ 7,885,449.04</b>	<b>(\$ 2,539,930.46)</b>	<b>\$ 571,995.65</b>

Ref: 00009227 00080791

CITI GLOBAL IMPACT FUNDING

Account Number 692-17589-15 643

**Details of Long Term Gain (Loss) 2008**

This section shows your sales of securities during the year. The "Sale Proceeds" column excludes any accrued income you may have received. In addition, although cash in lieu less than \$20 is not included on Form 1099-B (if applicable), it is included in this section. Please note, this material is being prepared for informational purposes only and should not be used for tax preparation without the assistance of your tax advisor.

Reference number	Quantity	Security Description	Opening Trade Date	Closing Trade Date	Sale Proceeds	Cost	(Loss)	Gain
125000100	355	GLOBAL CROSSING LTD NEW	10/30/06	04/04/08	\$ 5,782.91	\$ 9,156.05	(\$ 3,373.14)	
125000200	295	MONTPELIER RE HOLDINGS LTD	09/15/06	01/31/08	5,075.21	5,735.10	(659.89)	
	138	-USD	10/19/06		2,374.17	2,691.00	(316.83)	
	425		11/03/06		7,311.74	7,488.54	(176.80)	
	151		11/14/06		2,597.82	2,779.91	(182.09)	
125000300	519	MONTPELIER RE HOLDINGS LTD -USD	11/14/06	02/01/08	8,942.11	9,554.79	(612.68)	
125000400	109	MONTPELIER RE HOLDINGS LTD	11/14/06	02/12/08	1,831.10	2,006.69	(175.59)	
	976	-USD	12/07/06		16,395.93	18,973.44	(2,577.51)	
	379		12/15/06		6,366.87	7,187.50	(800.63)	
125000500	884	MONTPELIER RE HOLDINGS LTD	12/15/06	03/24/08	14,072.50	16,717.85	(2,645.35)	
	425	-USD	12/26/06		6,765.63	7,963.14	(1,197.51)	
125000600	207	MONTPELIER RE HOLDINGS LTD	12/28/06	03/25/08	3,260.57	3,878.52	(617.95)	
	350	-USD	01/05/07		5,513.03	6,426.00	(912.97)	
	438		01/08/07		6,899.17	7,954.08	(1,054.91)	
	395		01/12/07		6,221.85	7,268.00	(1,046.15)	
125001400	88	ADVANCED MEDICAL OPTICS INC	02/13/07	04/04/08	1,935.98	3,294.19	(1,358.21)	
125001500	389	ADVANCED MEDICAL OPTICS INC	02/13/07	05/30/08	9,413.32	14,561.83	(5,148.51)	
	501		02/21/07		12,123.58	19,136.00	(7,012.42)	
	180		05/22/07		4,355.77	7,721.33	(3,365.56)	
125001600	44	ADVANCED MEDICAL OPTICS INC	05/22/07	06/05/08	1,045.87	1,887.44	(841.57)	
125001700	251	ADVANCED MEDICAL OPTICS INC	05/22/07	08/20/08	5,151.92	10,766.97	(5,615.05)	
	476		06/01/07		9,770.18	16,778.81	(7,008.63)	
	325		06/18/07		6,670.81	11,066.25	(4,395.44)	
	155		06/20/07		3,181.47	5,270.00	(2,088.53)	
125001800	2	ADVANCED MEDICAL OPTICS INC	06/20/07	10/14/08	17.37	68.00	(50.63)	
125002000	.0422	ALLEGHANY CORP DEL	12/13/05	04/25/08	14.61	11.60		3.01
	0123	CASH IN LIEU OF 66000	12/20/05		4.25	3.33		.92
	0226	RECORD 04/01/08 PAY 04/25/08	12/28/05		7.82	6.13		1.69
	0288		01/05/06		9.97	7.89		2.08
	.0288		01/06/06		9.97	7.92		2.05
	0308		01/10/06		10.68	8.45		2.23
	0162		05/24/06		5.58	4.18		1.40

2  
0  
0  
8  
  
Y  
E  
A  
R  
  
E  
N  
D  
  
S  
U  
M  
M  
A  
R  
Y



Ref: 00009227 00080792

CITI GLOBAL IMPACT FUNDING

Account Number 692-17589-15 643

Details of Long Term Gain (Loss) 2008 *continued*

Reference number	Quantity	Security Description	Opening Trade Date	Closing Trade Date	Sale Proceeds	Cost	(Loss)	Gain
	.0121		10/19/06		\$ 4.18	\$ 3.46		\$ .72
	.0626		11/14/06		21.68	19.86		1.82
	.0707		12/15/06		24.47	23.84		.63
	0343		12/26/06		11.89	11.96	(.07)	
	.0182		01/05/07		6.29	6.30	(.01)	
	0262		01/08/07		9.08	9.03		.05
	.0242		01/12/07		8.39	8.56	(.17)	
125002100	14	ALLEGHANY CORP DEL	12/13/05	06/05/08	5,180.11	3,849.41		1,330.70
125002200	7.871	ALLEGHANY CORP DEL	12/13/05	12/15/08	2,224.48	2,109.20		115.28
	6.3372		12/20/05		1,837.69	1,712.67		125.02
	11 8183		12/28/05		3,369.13	3,149.44		219.69
	1.3735		01/05/06		398.30	376.38		21.92
125002500	83	ALPHARMA INC CL A	04/16/07	06/05/08	2,074.98	2,064.41		10.57
125002600	388	ALPHARMA INC CL A	04/16/07	08/22/08	13,394.65	9,650.49		3,744.16
	808		05/31/07		27,894.02	19,640.38		8,253.64
	129		06/18/07		4,453.38	3,405.60		1,047.78
	379		06/20/07		13,083.95	9,807.53		3,276.42
125003000	146	AMERICAN EQUITY INVESTMENT	01/10/06	02/21/08	1,329.46	1,953.48	(624.02)	
	1,946	LIFE HOLDING COMPANY	05/24/06		17,720.08	24,577.98	(6,857.90)	
	88		10/19/06		801.32	1,103.52	(302.20)	
125003100	35	AMERICAN EQUITY INVESTMENT	10/19/06	02/22/08	327.28	438.90	(111.62)	
	710	LIFE HOLDING COMPANY	11/14/06		6,639.14	9,258.40	(2,619.26)	
125003200	985	AMERICAN EQUITY INVESTMENT	12/15/06	02/27/08	9,767.94	12,814.85	(3,046.91)	
	436	LIFE HOLDING COMPANY	12/26/06		4,323.68	5,602.60	(1,278.92)	
	182		01/05/07		1,804.83	2,351.44	(546.61)	
125003300	166	AMERICAN EQUITY INVESTMENT	01/05/07	02/28/08	1,604.26	2,144.72	(540.46)	
	315	LIFE HOLDING COMPANY	01/08/07		3,044.22	3,969.00	(924.78)	
	346		01/12/07		3,343.81	4,356.14	(1,012.33)	
125003600	779	AMERISTAR CASINOS INC	11/24/06	01/09/08	18,912.26	23,827.27	(4,915.01)	
	304		12/05/06		7,380.40	9,736.03	(2,355.63)	
125003700	60	AMERISTAR CASINOS INC	12/05/06	01/16/08	1,224.66	1,921.58	(696.92)	
	225		12/15/06		4,592.47	7,010.78	(2,418.31)	
	507		12/21/06		10,348.37	15,701.64	(5,353.27)	
	163		12/26/06		3,326.99	4,981.12	(1,654.13)	
	88		01/05/07		1,796.17	2,577.43	(781.26)	
	101		01/08/07		2,061.51	2,936.98	(875.47)	
125003800	13	AMERISTAR CASINOS INC	01/08/07	06/05/08	233.63	378.03	(144.40)	
	103		01/12/07		1,851.10	3,035.31	(1,184.21)	

2008 YEAR END SUMMARY

Ref: 00009227 00080793

CITI GLOBAL IMPACT FUNDING  
Account Number 692-17589-15 643

Details of Long Term Gain (Loss) 2008 - continued

Reference number	Quantity	Security Description	Opening Trade Date	Closing Trade Date	Sale Proceeds	Cost	(Loss)	Gain
125003900	314 2,041 47	ARIBA INC-NEW	01/29/07 02/01/07 02/15/07	05/13/08	\$ 3,985.89 25,908.30 596.62	\$ 2,878.78 19,419.09 506.21		\$ 1,107.11 6,489.21 90.41
125004000	1,808 516	ARIBA INC-NEW	02/15/07 03/02/07	06/18/08	27,683.33 7,895.06	19,473.07 4,728.00		8,190.26 3,187.06
125004100	1,462	ARIBA INC-NEW	03/02/07	08/08/08	25,092.16	13,396.02		11,696.14
125004200	272 894	ARIBA INC-NEW	03/02/07 06/18/07	09/10/08	4,115.09 13,525.34	2,482.28 8,813.05		1,622.81 4,712.29
125004300	1,290	ARIBA INC-NEW	06/18/07	10/09/08	14,075.50	12,716.82		1,358.68
125004400	750 583	ARIBA INC-NEW	06/18/07 06/20/07	10/13/08	8,515.00 6,618.99	7,393.50 5,718.64		1,121.50 900.35
125004500	53	ARIBA INC-NEW	06/20/07	10/14/08	592.01	519.88		72.13
125004700	4,169 1,176	ARRIS GROUP INC	01/17/07 02/02/07	02/15/08	22,885.89 6,455.70	56,067.21 16,914.76	(33,181.32) (10,459.06)	
125005000	60	ATWOOD OCEANICS INC	02/22/07	04/04/08	5,804.36	3,060.83		2,743.53
125005100	89 82	ATWOOD OCEANICS INC	02/22/07 03/19/07	04/17/08	9,552.68 8,801.34	4,540.23 4,436.62		5,012.45 4,364.72
125005200	39	ATWOOD OCEANICS INC	03/19/07	06/05/08	4,133.58	2,110.10		2,023.48
125005300	384	ATWOOD OCEANICS INC	03/19/07	07/02/08	48,533.73	20,776.36		25,757.37
125005400	634 100 132	ATWOOD OCEANICS INC	03/19/07 06/18/07 06/20/07	12/03/08	9,991.66 1,575.97 2,080.28	17,151.31 3,413.00 4,474.60	(7,159.65) (1,837.03) (2,394.52)	
125005800	574	BALLY TECHNOLOGIES INC	02/14/07	05/14/08	24,596.22	11,570.81		13,025.41
125006300	376	BILL BARRETT CORP	04/11/07	05/06/08	20,707.33	13,481.89		7,225.44
125006400	56	BILL BARRETT CORP	04/11/07	06/05/08	3,122.54	2,007.94		1,114.60
125006500	50 513 89 302	BILL BARRETT CORP	04/11/07 06/06/07 06/18/07 06/20/07	10/29/08	936.12 9,604.59 1,666.29 5,654.16	1,792.81 19,167.89 3,387.34 11,774.98	(856.69) (9,563.30) (1,721.05) (6,120.82)	
125006900	147 23	BEBE STORES INC	03/28/06 04/06/06	01/08/08	1,727.76 270.33	2,721.68 442.82	(993.92) (172.49)	
125007000	421 338	BEBE STORES INC	04/06/06 04/10/06	01/09/08	4,913.33 3,944.87	8,106.56 8,666.58	(3,192.23) (2,721.91)	
125007100	54 539 147	BEBE STORES INC	04/10/06 05/03/06 05/24/06	01/11/08	546.01 5,450.01 1,486.37	1,065.07 9,478.32 2,199.12	(519.06) (4,028.31) (712.75)	

2  
0  
0  
8  
  
Y  
E  
A  
R  
  
E  
N  
D  
  
S  
U  
M  
M  
A  
R  
Y

Ref: 00009227 00080794

CITI GLOBAL IMPACT FUNDING

Account Number 692-17589-15 643

Details of Long Term Gain (Loss) 2008 - continued

Reference number	Quantity	Security Description	Opening Trade Date	Closing Trade Date	Sale Proceeds	Cost	(Loss)	Gain
	108		10/19/06		\$ 1,092.03	\$ 2,697.73	(\$ 1,605.70)	
	295		11/14/06		2,982.85	6,931.62	(3,948.77)	
	425		12/15/06		4,297.32	8,737.36	(4,440.04)	
	732		12/21/06		7,401.50	14,650.98	(7,249.48)	
	445		12/26/06		4,499.55	8,717.55	(4,218.00)	
	73		01/05/07		738.13	1,281.15	(543.02)	
	39		01/08/07		394.34	666.12	(271.78)	
125007300	494	BELDEN INC	06/21/07	08/08/08	19,610.64	28,815.61	(9,204.97)	
	52	TRADE AS OF 08/08/08	06/25/07		2,064.28	2,971.04	(906.76)	
125007400	93	BELDEN INC	06/25/07	08/11/08	3,750.31	5,313.58	(1,563.27)	
125007500	98	BELDEN INC	06/25/07	11/03/08	2,113.53	5,599.26	(3,485.73)	
	406		07/09/07		8,756.07	23,596.48	(14,840.41)	
	87		07/16/07		1,876.30	5,091.24	(3,214.94)	
125007600	671	BELDEN INC	07/16/07	12/16/08	12,118.86	39,266.92	(27,148.06)	
	11		11/29/07		198.67	509.16	(310.49)	
125007700	1,331	BOOKHAM INC	04/17/06	04/04/08	1,919.95	8,669.60	(6,749.65)	
125007800	1,381	BOOKHAM INC	04/17/06	10/14/08	1,213.48	8,995.28	(7,781.80)	
	1,823		04/19/06		1,601.86	11,250.10	(9,648.24)	
	621		04/25/08		545.67	3,722.27	(3,176.60)	
	2,101		05/05/06		1,846.14	11,320.19	(9,474.05)	
	2,034		05/19/06		1,787.26	8,733.18	(6,945.92)	
	710		05/24/06		623.87	2,955.45	(2,331.58)	
	2,686		09/05/06		2,360.17	7,904.90	(5,544.73)	
	515		10/19/06		452.53	1,920.95	(1,468.42)	
	264		11/14/06		231.98	1,029.57	(797.59)	
125007900	1,757	BOOKHAM INC	11/14/06	10/28/08	890.44	6,852.13	(5,961.69)	
	3,148		12/15/06		1,595.40	12,837.54	(11,242.14)	
	1,549		12/26/06		785.03	6,226.53	(5,441.50)	
	1,287		01/05/07		652.25	5,135.13	(4,482.88)	
	1,344		01/08/07		681.13	5,295.36	(4,614.23)	
	1,512		01/12/07		766.28	5,080.32	(4,314.04)	
	423		06/18/07		214.38	850.23	(635.85)	
	430		06/20/07		217.92	894.40	(676.48)	
125008800	491	CATALYST HEALTH SOLUTIONS INC	02/02/07	11/24/08	10,098.14	12,643.25	(2,545.11)	
125010600	128	CHEESECAKE FACTORY INC	08/31/06	01/07/08	2,512.67	3,149.21	(636.54)	
	631		09/13/06		12,386.65	16,872.88	(4,486.23)	
	144		10/19/06		2,826.75	3,857.76	(1,031.01)	

2008 YEAR END SUMMARY

Ref: 00009227 00080795

CITI GLOBAL IMPACT FUNDING  
Account Number 692-17589-15 643

Details of Long Term Gain/Loss 2008 continued

Reference number	Quantity	Security Description	Opening Trade Date	Closing Trade Date	Sale Proceeds	Cost	(Loss)	Gain
	452		11/14/06		\$ 8,872.85	\$ 12,038.57	(\$ 3,165.72)	
	24		12/15/06		471.12	622.56	(151.44)	
125010700	537	CHEESECAKE FACTORY INC	12/15/06	02/04/08	11,514.86	13,929.78	(2,414.92)	
	27		12/26/06		578.96	669.33	(90.37)	
125010800	112	CHEESECAKE FACTORY INC FULL PRICE IS 18.63021400	12/26/06	06/05/08	2,086.56	2,776.48	(689.92)	
125010900	112	CHEESECAKE FACTORY INC	12/26/06	07/29/08	1,588.86	2,776.48	(1,187.62)	
	618		01/03/07		8,767.08	15,566.99	(6,799.91)	
	206		01/05/07		2,922.36	5,131.05	(2,208.69)	
	162		01/08/07		2,298.17	3,981.80	(1,683.63)	
	236		01/12/07		3,347.95	6,545.61	(3,197.66)	
	125		06/18/07		1,773.28	3,388.75	(1,615.47)	
	231		06/20/07		3,277.02	6,222.91	(2,945.89)	
125011300	163	CHOICE HOTELS INTL INC	03/15/07	05/19/08	5,572.71	5,981.01	(408.30)	
	430		03/19/07		14,701.01	15,597.35	(896.34)	
	68		03/20/07		2,324.81	2,446.90	(122.09)	
	579		04/30/07		19,795.09	21,808.85	(2,013.76)	
125011400	166	CINCINNATI BELL INC	06/17/05	03/25/08	726.81	703.57		23.24
	22		06/20/05		96.32	91.54		4.78
	275		08/10/05		1,204.05	1,141.25		62.80
	202		08/30/05		884.43	848.40		36.03
	456		09/30/05		1,996.53	2,010.96	(14.43)	
	790		11/01/05		3,458.90	3,094.04		364.86
	895		11/17/05		3,918.62	3,318.75		599.87
	304		12/08/05		1,331.02	1,113.64		217.38
	44		12/09/05		192.65	168.52		24.13
	1,905		12/13/05		8,340.76	7,258.05		1,082.71
	365		12/20/05		1,598.10	1,339.55		258.55
	202		12/28/05		884.41	717.10		167.31
125011500	434	CINCINNATI BELL INC	12/28/05	04/04/08	1,926.94	1,540.70		386.24
125011600	128	CINCINNATI BELL INC	12/28/05	06/05/08	549.11	454.40		94.71
	115		01/05/06		493.35	440.45		52.90
125011700	675	CINCINNATI BELL INC	01/05/06	09/23/08	2,139.06	2,585.25	(446.19)	
	624		01/06/06		1,977.44	2,377.44	(400.00)	
	1,096		01/10/06		3,473.20	3,989.44	(516.24)	
	484		05/24/06		1,533.79	1,834.36	(300.57)	
	248		10/19/06		785.91	1,153.20	(367.29)	
	112		11/14/06		354.93	505.12	(150.19)	

2  
0  
0  
8  
  
Y  
E  
A  
R  
  
E  
N  
D  
  
S  
U  
M  
M  
A  
R  
Y

Ref: 00009227 00080796

CITI GLOBAL IMPACT FUNDING

Account Number 692-17589-15 643

Details of Long-Term Gain (Loss) 2008 - continued

Reference number	Quantity	Security Description	Opening Trade Date	Closing Trade Date	Sale Proceeds	Cost	(Loss)	Gain
125011800	263	CINCINNATI BELL INC	11/14/06	09/24/08	\$ 832.83	\$ 1,186.13	(\$ 353.30)	
125011900	1,167	CINCINNATI BELL INC	11/14/06	09/25/08	3,711.27	5,263.17	(1,551.90)	
	1,149		12/15/06		3,654.02	5,400.30	(1,746.28)	
125012000	1,205	CINCINNATI BELL INC	12/15/06	10/10/08	2,274.30	5,663.50	(3,389.20)	
	1,213		12/26/06		2,289.40	5,604.06	(3,314.66)	
	994		01/05/07		1,876.06	4,492.88	(2,616.82)	
	297		01/08/07		560.55	1,327.59	(767.04)	
	202		01/12/07		381.26	949.40	(568.14)	
125012100	570	CINCINNATI BELL INC	01/12/07	10/13/08	1,218.03	2,679.00	(1,460.97)	
	1,024		06/18/07		2,188.17	5,959.68	(3,771.51)	
	1,070		06/20/07		2,286.47	6,238.10	(3,951.63)	
	1,022		09/17/07		2,183.90	4,843.56	(2,659.66)	
	958		09/24/07		2,047.13	4,789.43	(2,742.30)	
125012200	2,067	CINCINNATI BELL INC	09/24/07	10/14/08	4,795.62	10,333.76	(5,538.14)	
125012600	1,434	CINEMARK HOLDINGS INC	04/25/07	05/30/08	20,781.69	27,325.15	(6,543.46)	
125012700	1,177	CINEMARK HOLDINGS INC	04/25/07	07/17/08	14,334.13	22,427.97	(8,093.84)	
	182		06/18/07		2,216.49	3,408.86	(1,192.37)	
	145		06/20/07		1,765.89	2,672.35	(906.46)	
125013400	697	COINSTAR INC	11/28/06	02/01/08	20,630.97	23,001.00	(2,370.03)	
	167		11/30/06		4,943.14	5,490.74	(547.60)	
125013500	94	COINSTAR INC	11/30/06	04/04/08	2,879.20	3,090.60	(211.40)	
125013600	109	COINSTAR INC	11/30/06	05/02/08	3,952.05	3,583.78		368.27
	362		12/13/06		13,125.14	11,453.86		1,671.28
	158		12/15/06		5,728.65	4,842.56		886.09
125013700	55	COINSTAR INC	12/15/06	06/05/08	2,081.73	1,685.70		396.03
125014300	38	COLLECTIVE BRANDS INC	10/30/07	12/04/08	351.60	714.63	(363.03)	
	1,152		11/27/07		10,658.92	17,892.06	(7,233.14)	
	27		11/29/07		249.82	416.32	(166.50)	
125014800	25	COMMSCOPE INC	12/15/06	04/04/08	957.24	786.25		170.99
125014900	75	COMMSCOPE INC	12/15/06	05/08/08	3,796.81	2,358.75		1,438.06
	207		12/26/06		10,479.19	6,230.70		4,248.49
	107		01/05/07		5,416.78	3,211.07		2,205.71
	88		01/08/07		4,454.92	2,651.44		1,803.48
	51		01/12/07		2,581.83	1,589.67		992.16
125015000	19	COMMSCOPE INC	01/12/07	06/05/08	1,059.24	592.23		467.01

2  
0  
0  
8  
  
Y  
E  
A  
R  
  
E  
N  
D  
  
S  
U  
M  
M  
A  
R  
Y



Smith Barney Reserved  
Client Statement  
2008 Year End Summary

Ref: 00009227 00080797

CITI GLOBAL IMPACT FUNDING

Account Number 692-17589-15 843

Details on Long Term Gain (Loss) 2008 - continued

Reference number	Quantity	Security Description	Opening Trade Date	Closing Trade Date	Sale Proceeds	Cost	(Loss)	Gain
125015100	93	COMMSCOPE INC	01/12/07	06/25/08	\$ 5,037.76	\$ 2,898.81		\$ 2,138.95
	91		06/18/07		4,929.42	5,112.38	(182.96)	
	64		06/20/07		3,466.85	3,557.76	(90.91)	
125015300	204	COMSTOCK RES INC NEW	06/27/06	03/25/08	7,573.29	5,894.05		1,679.24
	291		11/14/06		10,803.08	8,081.07		2,722.01
126015400	142	COMSTOCK RES INC NEW	11/14/06	04/23/08	6,363.61	3,943.34		2,420.27
	365		12/07/06		16,357.16	11,327.92		5,029.24
	110		12/15/06		4,929.55	3,674.00		1,255.55
125015500	83	COMSTOCK RES INC NEW	12/15/06	06/05/08	5,175.02	2,772.20		2,402.82
125015600	368	COMSTOCK RES INC NEW	12/15/06	06/10/08	25,544.61	12,291.20		13,253.41
125015700	15	COMSTOCK RES INC NEW	12/15/06	08/30/08	1,253.35	501.00		752.35
	319		12/26/06		28,654.66	9,955.99		16,698.67
	146		01/05/07		12,199.31	4,196.04		8,003.27
125015800	55	COMSTOCK RES INC NEW	01/05/07	07/23/08	3,319.96	1,580.70		1,739.26
	69		01/08/07		4,165.04	1,998.24		2,166.80
	197		01/12/07		11,891.51	5,680.38		6,211.13
125015900	30	COMSTOCK RES INC NEW	01/12/07	10/29/08	1,224.90	865.03		359.87
	217		06/18/07		8,860.09	6,819.14		2,040.95
	20		06/20/07		816.60	615.11		201.49
125016000	212	COMSTOCK RES INC NEW	06/20/07	12/12/08	9,698.39	6,520.21		3,178.18
	53		11/15/07		2,424.60	1,743.52		681.08
125016800	909	DOLLAR FINANCIAL CORP	02/23/07	04/04/08	21,026.23	25,588.35	(4,562.12)	
	694		03/07/07		16,053.03	17,418.15	(1,365.12)	
125016900	139	DOLLAR FINANCIAL CORP	03/07/07	04/24/08	3,200.89	3,488.65	(287.76)	
125017600	24	FELCOR LODGING TR INC	10/10/05	06/05/08	341.10	337.00		4.10
	119		12/08/05		1,691.29	2,050.37	(359.08)	
	97		12/09/05		1,378.61	1,689.74	(311.13)	
	125		12/13/05		1,776.57	2,125.00	(348.43)	
125017700	405	FELCOR LODGING TR INC	12/13/05	11/17/08	551.16	6,885.00	(6,333.84)	
	80		12/20/05		108.87	1,333.60	(1,224.73)	
	173		12/28/05		235.43	2,953.11	(2,717.68)	
	185		01/06/06		251.76	3,276.35	(3,024.59)	
	258		01/10/06		351.11	4,641.42	(4,290.31)	
	176		05/24/06		239.52	3,680.16	(3,440.64)	
	381		10/10/06		518.50	7,787.91	(7,269.41)	
	76		10/19/06		103.43	1,542.04	(1,438.61)	
	481		11/07/06		654.59	9,742.90	(9,088.31)	

2008 YEAR END SUMMARY

Ref: 00009227 00080798

CITI GLOBAL IMPACT FUNDING  
Account Number 692-17589-15 643

Details of Long-Term Gain (Loss) 2008 - continued

Reference number	Quantity	Security Description	Opening Trade Date	Closing Trade Date	Sale Proceeds	Cost	(Loss)	Gain
	580		11/14/06		\$ 789.32	\$ 12,040.80	(\$ 11,251.48)	
	385		12/15/08		523.94	8,309.73	(7,785.79)	
125017800	425	FELCOR LODGING TR INC	12/15/06	11/18/08	533.63	9,173.07	(8,639.44)	
	367		12/26/06		460.80	8,085.01	(7,624.21)	
	303		01/05/07		380.44	6,417.54	(6,037.10)	
	127		01/08/07		159.46	2,656.84	(2,497.38)	
	225		01/12/07		282.51	5,091.75	(4,809.24)	
	986		02/27/07		1,238.01	23,597.64	(22,359.63)	
	427		06/18/07		536.14	10,199.75	(9,663.61)	
	73		06/20/07		91.66	1,790.69	(1,699.03)	
	459		08/08/07		576.32	10,396.99	(9,820.67)	
125017900	634	FELCOR LODGING TR INC	08/08/07	11/19/08	669.69	14,360.99	(13,691.30)	
125018000	1,208	FINISAR CORP	11/14/06	04/04/08	1,669.44	4,529.76	(2,860.32)	
	180		12/15/06		248.76	622.75	(373.99)	
125018100	553	FINISAR CORP	12/15/06	06/05/08	1,035.21	1,913.22	(878.01)	
125018800	57	FOUNDATION COAL HOLDINGS INC	04/26/07	06/05/08	4,126.20	2,245.02		1,881.18
125018900	247	FOUNDATION COAL HOLDINGS INC	04/26/07	06/27/08	21,423.65	9,728.42		11,695.23
	36		05/21/07		3,122.47	1,537.19		1,585.28
125019100	37	GASCO ENERGY INC	09/30/05	03/12/08	98.05	251.60	(153.55)	
	21		12/08/05		55.65	162.33	(106.68)	
	460		12/09/05		1,219.03	3,374.79	(2,155.76)	
	762		12/13/05		2,019.35	5,715.00	(3,695.65)	
	330		12/20/05		874.52	2,207.70	(1,333.18)	
	139		12/28/05		368.36	909.06	(540.70)	
125019200	161	GASCO ENERGY INC	12/28/05	03/12/08	426.65	1,052.94	(626.29)	
	187		01/05/06		495.56	1,284.69	(789.13)	
125019300	615	GASCO ENERGY INC	01/05/06	04/04/08	1,648.80	4,225.05	(2,576.25)	
	211		01/06/06		565.69	1,487.55	(921.86)	
	615		01/10/06		1,648.80	4,311.15	(2,662.35)	
	1,380		02/17/06		3,699.76	8,174.43	(4,474.67)	
	49		05/24/06		131.37	202.37	(71.00)	
125019400	485	GASCO ENERGY INC	05/24/06	04/16/08	1,558.49	2,003.05	(444.56)	
	386		08/11/06		1,240.36	1,164.18		76.18
125019500	1,738	GASCO ENERGY INC	08/11/06	04/18/08	5,583.47	5,241.80		341.67
	276		10/19/06		886.67	770.04		116.63
	644		10/30/06		2,068.90	1,719.87		349.03
125019600	1,082	GASCO ENERGY INC	10/30/06	05/15/08	3,894.42	2,889.59		1,004.83
	1,707		11/01/06		6,143.97	4,465.17		1,678.80

2  
0  
0  
8  
  
Y  
E  
A  
R  
  
E  
N  
D  
  
S  
U  
M  
M  
A  
R  
Y

Ref. 00009227 00080799

CITI GLOBAL IMPACT FUNDING  
Account Number 692-17589-15 643

2  
0  
0  
8  
  
Y  
E  
A  
R  
  
E  
N  
D  
  
S  
U  
M  
M  
A  
R  
Y

Details on Long Term Gain (Loss) 2008 - continued								
Reference number	Quantity	Security Description	Opening Trade Date	Closing Trade Date	Sale Proceeds	Cost	(Loss)	Gain
	2,043		11/14/06		\$ 7,353.32	\$ 5,100.15		\$ 2,253.17
	248		12/05/06		892.62	800.54		92.08
125018700	3,097	GASCO ENERGY INC	12/05/06	05/19/08	12,325.99	9,997.12		2,328.87
	1,567		12/15/06		6,236.62	4,403.27		1,833.35
125018800	514	GASCO ENERGY INC	12/15/06	06/05/08	2,072.27	1,444.34		627.93
125019900	123	GAYLORD ENTERTAINMENT CO	02/24/08	01/22/08	3,381.55	5,552.86	(2,171.31)	
	249	NEW	03/02/06		6,845.58	11,129.68	(4,284.10)	
	198		05/09/06		5,443.47	9,487.09	(4,043.62)	
	58		05/10/06		1,594.55	2,778.89	(1,184.34)	
	59		05/24/06		1,622.04	2,552.34	(930.30)	
	18		10/19/06		439.88	768.64	(328.76)	
	252		11/07/06		6,928.06	12,101.34	(5,173.28)	
125020000	5	GAYLORD ENTERTAINMENT CO	11/07/06	06/05/08	137.40	240.11	(102.71)	
	71	NEW	11/14/06		1,951.06	3,494.62	(1,543.56)	
125020100	136	GAYLORD ENTERTAINMENT CO	11/14/06	07/18/08	3,685.10	6,693.92	(3,008.82)	
	238	NEW	12/05/06		6,448.93	11,821.60	(5,372.67)	
	159		12/13/06		4,308.32	8,031.22	(3,722.90)	
	377		12/15/06		10,215.33	19,128.98	(8,913.65)	
125020200	25	GAYLORD ENTERTAINMENT CO	12/15/06	09/19/08	864.82	1,268.50	(403.68)	
	207	NEW	12/26/06		7,160.75	10,577.70	(3,416.95)	
	126		01/05/07		4,358.72	6,441.12	(2,082.40)	
	78		01/08/07		2,698.25	3,995.94	(1,297.69)	
	175		01/12/07		6,053.77	9,422.00	(3,368.23)	
	74		06/18/07		2,559.89	4,096.27	(1,536.38)	
125020500	95	GENERAL CABLE CORP	11/29/07	12/03/08	1,480.28	7,073.63	(6,813.35)	
125020600	163	GENESEE & WYOMING INC CLASS A	11/14/06	01/02/08	3,817.06	4,264.08	(447.02)	
	378		12/15/06		8,851.83	10,483.72	(1,631.89)	
	187		12/26/06		4,379.08	4,983.55	(604.47)	
125021100	1	HAIN CELESTIAL GROUP INC	01/10/06	04/04/08	29.73	21.21		8.52
	226		01/27/06		6,717.85	4,969.69		1,748.16
125021200	116	HAIN CELESTIAL GROUP INC	01/27/06	06/05/08	3,363.98	2,550.82		813.16
	63		01/30/06		1,826.99	1,381.86		445.13
125021300	15	HAIN CELESTIAL GROUP INC	01/30/06	09/19/08	430.77	329.01		101.76
	464		04/04/06		13,325.17	12,256.93		1,068.24
	176		05/24/06		5,054.37	4,406.25		648.12
	337		07/26/06		8,677.98	7,432.67		2,245.31
125021400	707	HEALTHEXTRAS INC	01/25/07	04/18/08	19,140.07	17,792.15		1,347.92
	349		02/02/07		9,448.21	8,986.75		461.46



Ref: 00009227 00080600

CITI GLOBAL IMPACT FUNDING  
Account Number 692-17589-15 643

Details of Long Term Gain/(Loss) 2008 - continued

Reference number	Quantity	Security Description	Opening Trade Date	Closing Trade Date	Sale Proceeds	Cost	(Loss)	Gain
125021500	764	HEALTHEXTRAS INC	02/02/07	05/21/08	\$ 22,549.02	\$ 19,673.00		\$ 2,876.02
125021600	34	HELMERICH & PAYNE INC	05/24/06	02/04/08	1,409.81	1,055.02		354.79
	225		07/25/06		9,329.66	5,917.37		3,412.29
	285		11/14/06		11,817.66	6,928.35		4,889.21
	368		12/15/06		15,259.17	9,910.24		5,348.93
	229		12/26/06		9,495.52	5,612.79		3,882.73
	83		01/05/07		3,441.61	1,915.64		1,525.97
	85		01/08/07		3,524.54	1,975.40		1,549.14
	79		01/12/07		3,275.74	1,902.32		1,373.42
125021700	11	HELMERICH & PAYNE INC	01/12/07	03/03/08	504.09	264.88		239.21
125022100	768	HERCULES OFFSHORE INC	04/11/07	05/07/08	22,939.88	19,914.24		3,025.64
125022200	633	HERCULES OFFSHORE INC	04/11/07	05/16/08	21,786.34	16,456.54		5,329.80
125022300	120	HERCULES OFFSHORE INC TRADE AS OF 05/19/08	04/11/07	05/19/08	4,151.90	3,119.72		1,032.18
125022400	92	HERCULES OFFSHORE INC	04/11/07	06/05/08	3,111.42	2,391.79		719.63
125022500	1,265	HERCULES OFFSHORE INC	04/11/07	09/15/08	20,165.88	32,887.09	(12,721.21)	
125022600	15	HERCULES OFFSHORE INC	04/11/07	09/18/08	269.37	389.97	(120.60)	
	620	TRADE AS OF 09/18/08	04/24/07		11,133.83	17,667.77	(6,533.94)	
125022700	3	HERCULES OFFSHORE INC	04/24/07	10/06/08	26.85	85.49	(58.64)	
	634		05/15/07		5,673.82	20,065.91	(14,392.09)	
	265		06/18/07		2,371.55	9,351.81	(6,980.26)	
	51		06/20/07		456.41	1,791.63	(1,335.22)	
	825		06/20/07		7,383.13	29,349.38	(21,966.25)	
125022900	817	HEXCEL CORP NEW	06/25/07	11/04/08	10,210.64	16,798.67	(6,588.03)	
	323		06/26/07		4,036.77	6,726.90	(2,690.13)	
125024400	100	ISLE OF CAPRIS CASINOS INC	08/02/06	04/29/08	697.44	2,259.19	(1,561.75)	
	429		08/25/06		2,992.00	9,047.57	(6,055.57)	
	303		10/05/06		2,113.22	7,132.56	(5,019.34)	
125024500	80	ISLE OF CAPRIS CASINOS INC	10/05/06	05/02/08	560.24	1,883.18	(1,322.94)	
	285		10/10/06		1,995.84	6,806.34	(4,810.50)	
	48		10/19/06		336.14	1,157.76	(821.62)	
	297		11/14/06		2,079.88	8,022.72	(5,942.84)	
125024600	371	ISLE OF CAPRIS CASINOS INC	11/14/06	05/06/08	2,402.69	10,021.64	(7,618.95)	
	540		12/15/06		3,497.18	15,178.73	(11,681.55)	
	349		12/26/06		2,260.22	9,339.24	(7,079.02)	
	150		01/05/07		971.44	3,843.50	(2,872.06)	

2  
0  
0  
8  
  
Y  
E  
A  
R  
  
E  
N  
D  
  
S  
U  
M  
M  
A  
R  
Y

Ref: 00009227 00080801

CITI GLOBAL IMPACT FUNDING  
Account Number 692-17589-15 643

Details of Long Term Gain (Loss) 2008 - continued

Reference number	Quantity	Security Description	Opening Trade Date	Closing Trade Date	Sale Proceeds	Cost	(Loss)	Gain
	103		01/08/07		\$ 667.06	\$ 2,651.25	(\$ 1,984.19)	
	322		01/12/07		2,085.36	8,721.98	(6,636.62)	
125025000	193	KANSAS CITY SOUTHERN INDS NEW	12/13/05	01/07/08	5,850.36	4,747.80		1,102.56
	80		12/20/05		2,425.02	1,935.20		489.82
	150		12/28/05		4,546.91	3,681.00		865.91
	153		01/05/06		4,637.85	3,847.95		789.90
	191		01/06/06		5,789.73	4,752.08		1,037.65
	125		01/10/06		3,789.08	3,225.00		564.08
125025100	68	KANSAS CITY SOUTHERN INDS NEW	01/10/06	02/05/08	2,552.05	1,754.40		797.65
	154		05/24/06		5,779.63	4,042.50		1,737.13
	66		10/19/06		2,476.98	1,910.70		566.28
	373		11/14/06		13,998.72	10,332.10		3,666.62
125025200	95	KANSAS CITY SOUTHERN INDS NEW	11/14/06	04/03/08	3,863.98	2,631.50		1,232.48
	533		12/15/06		21,678.96	15,147.86		6,531.10
	13		12/26/06		528.75	366.99		161.76
125025300	166	KANSAS CITY SOUTHERN INDS NEW	12/28/06	06/05/08	8,291.72	4,686.18		3,605.54
125025400	86	KANSAS CITY SOUTHERN INDS NEW	12/26/06	07/31/08	4,724.04	2,427.78		2,296.26
	159		01/05/07		8,733.98	4,496.52		4,237.46
	139		01/08/07		7,635.37	3,965.67		3,669.70
	2		01/12/07		109.86	59.22		50.64
125025500	243	KANSAS CITY SOUTHERN INDS NEW	01/12/07	08/06/08	12,464.20	7,195.23		5,268.97
	160		06/18/07		8,206.88	6,469.97		1,736.91
125025600	71	KANSAS CITY SOUTHERN INDS NEW	06/18/07	09/25/08	3,375.03	2,871.05		503.98
	201		06/20/07		9,554.66	7,999.80		1,554.86
125026000	428	KIRBY CORP	02/28/07	03/18/08	21,748.97	15,531.99		6,216.98
125028100	307	KIRBY CORP	02/28/07	04/24/08	17,731.73	11,140.94		6,590.79
125027200	315	LIFEPOINT HOSPS INC	12/15/06	01/28/08	8,534.10	10,493.38	(1,959.28)	
	256		12/26/06		6,935.65	8,720.92	(1,785.27)	
	137		01/05/07		3,711.66	4,508.67	(797.01)	
	79		01/08/07		2,140.30	2,647.29	(506.99)	
	77		01/12/07		2,086.12	2,543.81	(457.69)	
125027300	209	LIFEPOINT HOSPS INC	01/12/07	01/31/08	5,649.06	6,904.63	(1,255.57)	
125027700	45	MAGELLAN HEALTH SVCS INC-NEW	01/10/06	06/05/08	1,794.63	1,427.54		367.09
	85	FULL PRICE IS 39 88092300	05/24/06		3,389.86	3,409.35	(19.49)	
125027800	24	MAGELLAN HEALTH SVCS INC-NEW	05/24/06	07/31/08	992.15	962.64		29.51
	222		11/14/06		9,177.40	9,738.14	(560.74)	

2008 YEAR END SUMMARY

Ref. 00009227 00080802

CITI GLOBAL IMPACT FUNDING

Account Number 692-17589-15 643

2  
0  
0  
8  
  
Y  
E  
A  
R  
  
E  
N  
D  
  
S  
U  
M  
M  
A  
R  
Y

Details of Long Term Gain (Loss) 2008 - continued

Reference number	Quantity	Security Description	Opening Trade Date	Closing Trade Date	Sale Proceeds	Cost	(Loss)	Gain
	271		12/14/06		\$ 11,203.05	\$ 11,272.57	(\$ 69.52)	
	38		12/15/06		1,570.91	1,605.88	(34.97)	
125027900	375	MAGELLAN HEALTH SVCS INC-NEW	12/15/06	10/14/08	15,061.00	15,847.50	(786.50)	
	81		12/26/06		3,253.17	3,499.20	(246.03)	
125028000	89	MARTEK BIOSCIENCES CORP	02/22/06	04/04/08	2,896.93	2,900.87	(3.94)	
125028100	89	MARTEK BIOSCIENCES CORP	02/22/06	07/30/08	3,360.97	2,900.86		480.11
	83		05/24/06		3,153.04	1,826.00		1,327.04
	299		06/19/06		11,358.55	8,488.61		2,869.94
	32		10/19/06		1,215.63	770.56		445.07
	166		11/14/06		6,306.10	4,039.78		2,266.32
125028200	195	MARTEK BIOSCIENCES CORP	11/14/06	10/10/08	4,558.80	4,745.52	(186.72)	
	262		12/15/06		6,125.16	6,303.33	(178.17)	
125028800	398	MARVEL ENTERTAINMENT INC	10/25/07	11/24/08	10,862.07	8,563.82		1,298.25
125029500	126	MICROS SYSTEMS INC	08/11/06	06/05/08	4,157.97	2,338.41		1,819.56
125029600	134	MICROS SYSTEMS INC	08/11/06	07/07/08	3,796.75	2,486.89		1,309.86
	60		10/19/06		1,700.04	1,516.50		183.54
	310		11/14/06		8,783.52	7,884.95		898.57
	360		12/15/06		10,200.22	9,320.40		879.82
	190		12/26/06		5,383.45	4,960.90		422.55
	148		01/05/07		4,193.42	3,833.94		359.48
	76		01/08/07		2,153.38	1,964.60		188.78
	218		01/12/07		6,176.80	5,808.80		368.00
	128		06/18/07		3,626.74	3,411.84		214.90
	168		06/20/07		4,760.10	4,444.44		315.66
	457		06/28/07		12,948.61	12,366.30		582.31
125029800	601	NATIONAL CINEMEDIA INC FULL PRICE IS 22.48833600	02/09/07	04/04/08	13,515.41	15,639.28	(2,123.87)	
125029900	206	NATIONAL CINEMEDIA INC	02/09/07	06/05/08	4,163.23	5,360.55	(1,197.32)	
125030000	1,385	NATIONAL CINEMEDIA INC	02/09/07	06/12/08	19,062.34	36,040.61	(16,978.27)	
	757		03/13/07		10,418.91	19,703.65	(9,284.74)	
125030100	57	NATIONAL FINANCIAL PARTNERS CORP	10/11/06	04/04/08	1,423.51	2,367.02	(943.51)	
	10		10/19/06		249.74	392.20	(142.46)	
	88		10/27/06		2,197.69	3,431.15	(1,233.46)	
125030200	89	NATIONAL FINANCIAL PARTNERS CORP	10/27/06	06/05/08	2,077.24	3,470.13	(1,392.89)	
125030300	137	NATIONAL FINANCIAL PARTNERS CORP	10/27/06	10/14/08	1,323.18	5,341.67	(4,018.49)	
	95		11/08/06		917.53	4,302.93	(3,385.40)	
	153		11/14/06		1,477.71	6,926.31	(5,448.60)	

Ref: 00009227 00080803

CITI GLOBAL IMPACT FUNDING

Account Number 692-17589-15 643

Details of Long Term Gain (Loss) 2008 - continued

Reference number	Quantity	Security Description	Opening Trade Date	Closing Trade Date	Sale Proceeds	Cost	(Loss)	Gain
	285		12/11/06		\$ 2,752.60	\$ 12,812.15	(\$ 10,059.55)	
	301		12/15/06		2,907.13	12,807.55	(9,900.42)	
	115		12/26/06		1,110.70	4,977.20	(3,866.50)	
	87		01/05/07		840.27	3,854.10	(3,013.83)	
	76		01/08/07		734.03	3,306.00	(2,571.97)	
	81		01/12/07		782.32	3,615.03	(2,832.71)	
	21		04/26/07		202.81	963.48	(760.67)	
125030400	447	NATIONAL FINANCIAL PARTNERS CORP	04/28/07	10/20/08	3,732.96	20,508.31	(16,775.35)	
	130		06/18/07		1,085.65	5,950.10	(4,864.45)	
	102		06/20/07		851.81	4,771.56	(3,919.75)	
125030500	31	NATIONAL FINANCIAL PARTNERS CORP	06/20/07	10/21/08	255.30	1,450.18	(1,194.88)	
125031400	945	ON SEMICONDUCTOR CORP	12/12/06	04/04/08	6,389.11	7,124.26	(735.15)	
	53		12/15/06		358.33	410.17	(51.84)	
125031500	2,129	ON SEMICONDUCTOR CORP	12/15/06	05/07/08	19,402.53	16,476.33		2,926.20
	978		12/26/06		8,912.95	7,188.30		1,724.65
125031600	208	ON SEMICONDUCTOR CORP	12/26/06	05/08/08	2,030.44	1,528.80		501.64
	690		01/05/07		6,735.60	5,140.50		1,595.10
	1,415		01/12/07		13,812.87	11,629.89		2,182.88
125031700	1,262	ON SEMICONDUCTOR CORP	05/08/07	05/19/08	13,298.38	13,945.10	(646.72)	
125032400	745	PMC SIERRA INC	08/17/06	04/04/08	4,827.64	4,952.09	(124.45)	
125032500	1,522	PMC SIERRA INC	08/17/06	04/10/08	9,562.52	10,116.88	(554.36)	
	1,590		09/26/06		9,989.75	9,533.64		456.11
	244		10/19/06		1,533.02	1,539.64	(6.62)	
	760		11/14/06		4,774.98	5,850.63	(1,075.65)	
125032600	441	PMC SIERRA INC	11/14/06	04/23/08	3,435.50	3,394.91		40.59
	2,000		12/15/06		15,580.51	14,558.00		1,022.51
	769		12/26/06		5,990.71	4,989.43		1,001.28
	706		01/05/07		5,499.92	4,488.96		1,010.96
	105		01/08/07		817.98	673.04		144.94
125032700	205	PMC SIERRA INC	01/08/07	06/05/08	1,757.04	1,314.03		443.01
	622		01/11/07		4,474.04	3,405.22		1,068.82
125032800	2,768	PMC SIERRA INC	01/11/07	06/17/08	24,082.57	18,056.77		6,025.80
	1,017		03/30/07		8,848.25	6,927.80		1,920.45
125033100	318	PANERA BREAD CO CL A	09/18/06	01/04/08	9,889.26	18,567.51	(8,678.25)	
	18		10/19/06		559.77	1,177.56	(617.79)	
	148		10/25/06		4,602.55	9,506.47	(4,903.92)	
	77		11/14/06		2,394.57	4,626.16	(2,231.59)	

2  
0  
0  
8  
  
Y  
E  
A  
R  
  
E  
N  
D  
  
S  
U  
M  
M  
A  
R  
Y

Ref: 00009227 00080804

CITI GLOBAL IMPACT FUNDING  
Account Number 692-17589-15 643

Details of Long Term Gain (Loss) 2008 - continued

2  
0  
8  
  
Y  
E  
A  
R  
  
E  
N  
D  
  
S  
U  
M  
M  
A  
R  
Y

Reference number	Quantity	Security Description	Opening Trade Date	Closing Trade Date	Sale Proceeds	Cost	(Loss)	Gain
	278		12/06/06		\$ 8,645.33	\$ 15,711.50	(\$ 7,066.17)	
	93		12/15/06		2,892.15	5,205.21	(2,313.06)	
125033200	74	PANERA BREAD CO CL A	12/15/06	01/08/08	2,358.51	4,141.78	(1,783.27)	
	113		12/26/06		3,601.52	6,242.12	(2,640.60)	
	34		01/05/07		1,083.64	1,927.12	(843.48)	
125034100	589	PETROHAWK ENERGY CORP	04/12/07	04/28/08	14,754.60	8,159.54		6,595.06
125034200	922	PETROHAWK ENERGY CORP	04/12/07	05/13/08	24,420.41	12,772.65		11,647.76
125034300	4	PETROHAWK ENERGY CORP	04/12/07	05/30/08	118.09	55.41		62.68
	813		05/04/07		24,001.82	12,716.95		11,284.87
125034400	276	PETROHAWK ENERGY CORP	05/04/07	06/05/08	9,277.91	4,317.19		4,960.72
125034600	182	PETROHAWK ENERGY CORP	07/16/07	09/15/08	4,085.88	2,744.23		1,341.65
125035400	175	PINNACLE ENTMT INC	12/13/05	04/04/08	2,548.68	4,156.25	(1,607.57)	
	65		12/20/05		946.65	1,551.55	(604.90)	
	91		12/28/05		1,325.32	2,256.80	(931.48)	
125035500	176	PINNACLE ENTMT INC	12/28/05	06/05/08	2,427.94	4,364.80	(1,936.86)	
	270		01/05/06		3,724.68	6,898.50	(3,173.82)	
	6		01/06/06		82.77	153.14	(70.37)	
125035600	285	PINNACLE ENTMT INC	01/06/06	12/09/08	1,856.19	7,274.17	(5,417.98)	
	315		01/10/06		2,051.58	8,615.25	(6,563.67)	
	169		05/24/06		1,100.69	5,132.53	(4,031.84)	
	274		08/17/06		1,784.56	6,974.70	(5,190.14)	
125035700	103	PINNACLE ENTMT INC	08/17/06	12/10/08	679.18	2,621.87	(1,942.69)	
	86		10/19/06		567.08	2,707.28	(2,140.20)	
	532		11/14/06		3,507.99	16,660.59	(13,152.60)	
	67		12/15/06		441.79	2,302.00	(1,860.21)	
125036100	369	RTI INTL METALS INC	07/17/07	07/30/08	10,067.41	30,042.54	(19,975.13)	
	295		07/20/07		8,048.47	24,922.13	(16,873.66)	
	213		07/24/07		5,811.27	17,944.50	(12,133.23)	
125036500	317	SBA COMMUNICATIONS CORP	12/28/05	02/01/08	9,746.72	5,677.47		4,069.25
	254		01/06/06		7,809.68	4,749.80		3,059.88
	199		01/10/06		6,118.60	3,782.99		2,335.61
125036600	238	SBA COMMUNICATIONS CORP	01/10/06	02/06/08	6,979.56	4,524.38		2,455.18
	250		05/24/06		7,331.47	5,500.00		1,831.47
	16		07/14/06		469.21	361.60		107.61
	117		10/19/06		3,431.13	3,077.10		354.03
	187		11/14/06		4,897.42	4,657.38		240.04

Ref. 00009227 00080805

CITI GLOBAL IMPACT FUNDING

Account Number 692-17589-15 643

Details of Long Term Gain (Loss) 2008 continued

Reference number	Quantity	Security Description	Opening Trade Date	Closing Trade Date	Sale Proceeds	Cost	(Loss)	Gain
125036700	513	SBA COMMUNICATIONS CORP	11/14/06	05/14/08	\$ 18,051.65	\$ 14,308.82		\$ 3,744.83
	212		12/15/06		7,459.94	6,018.68		1,441.26
125036800	262	SBA COMMUNICATIONS CORP	12/15/06	06/05/08	9,363.82	7,438.18		1,925.64
125036900	531	SBA COMMUNICATIONS CORP	12/15/06	07/23/08	19,402.10	15,075.09		4,327.01
	51		12/26/06		1,863.48	1,378.53		484.95
125037000	49	SAVVIS INC-NEW	11/21/06	04/04/08	945.99	1,551.51	(605.52)	
	301		12/14/06		5,811.07	11,109.39	(5,298.32)	
125037100	61	SAVVIS INC-NEW FULL PRICE IS 16.65793700	12/14/06	08/05/08	1,010.02	2,251.41	(1,241.39)	
	65		12/15/06		1,076.26	2,373.79	(1,297.53)	
125038200	402	TEMPUR-PEDIC INTERNATIONAL INC	01/22/07	03/17/08	4,284.43	8,594.07	(4,309.64)	
125038300	941	TERREMARK WORLDWIDE INC	03/15/07	04/04/08	5,790.39	7,011.96	(1,221.57)	
		NEW FULL PRICE IS 6.15348800						
125038400	89	TERREMARK WORLDWIDE INC	03/15/07	12/12/08	345.32	663.19	(317.87)	
	382	NEW	03/16/07		1,482.15	2,880.81	(1,398.66)	
	224		03/22/07		869.11	1,792.00	(922.89)	
125038500	700	TERREMARK WORLDWIDE INC NEW	03/22/07	12/16/08	2,718.33	5,600.00	(2,883.67)	
125038600	1,481	TERREMARK WORLDWIDE INC NEW	03/22/07	12/17/08	5,740.32	11,848.00	(6,107.68)	
125040700	163	VALUECLICK INC	01/16/07	06/06/08	3,124.69	4,003.96	(879.27)	
		FULL PRICE IS 19.17002600						
125040800	207	WADDELL & REED FINL INC CL A	07/31/06	01/18/08	6,451.31	4,497.61		1,953.70
	90		10/19/06		2,804.92	2,302.20		502.72
	335		11/14/06		10,440.52	8,313.36		2,127.16
	352		12/16/06		10,970.34	9,306.88		1,663.46
	207		12/26/06		6,451.31	5,601.42		849.89
	144		01/05/07		4,487.86	3,853.44		634.42
	75		01/08/07		2,337.43	1,998.75		338.68
	213		01/12/07		6,638.30	5,799.99		838.31
<b>Total</b>					<b>\$ 2,747,242.85</b>	<b>\$ 3,402,739.53</b>	<b>(\$ 1,101,870.37)</b>	<b>\$ 446,373.69</b>

2  
0  
8  
Y  
E  
A  
R  
E  
N  
D  
S  
U  
M  
M  
A  
R  
Y

Ref: 00009228 00080820

CITI GLOBAL IMPACT FUNDING

Account Number 692-17593-19 643

2  
0  
0  
8  
  
Y  
E  
A  
R  
  
E  
N  
D  
  
S  
U  
M  
M  
A  
R  
Y

**Details of Earnings 2008 (continued)**

**Dividends and Distributions, Section 2**

Reference number	Description	Nondividend distributions	Foreign tax paid	Cash liquidation distributions	Non cash liquidation distributions	Investment expense	NRA Withholding
160005900	*** TOKIO MARINE HLDGS INC ADR THIS AMOUNT INCLUDES TAXES PAID TO A FOREIGN GOVERNMENT A PORTION OF THIS INCOME HAS BEEN RECLASSIFIED		\$ 39.97				
160006000	*** TOMRA SYSTEMS A/S SPONSORED ADR NEW THIS AMOUNT INCLUDES TAXES PAID TO A FOREIGN GOVERNMENT A PORTION OF THIS INCOME HAS BEEN RECLASSIFIED		32.49				
160006100	*** TOTAL S.A SPONS ADR THIS AMOUNT INCLUDES TAXES PAID TO A FOREIGN GOVERNMENT		153.48				
160006200	*** UNILEVER NV NY SHS-NEW THIS AMOUNT INCLUDES TAXES PAID TO A FOREIGN GOVERNMENT		200.51				
160006300	*** UNITED OVERSEAS BANK LTD SPONS ADR THIS AMOUNT INCLUDES TAXES PAID TO A FOREIGN GOVERNMENT		459.55				
<b>Totals</b>			<b>\$ 11,360.37</b>				

**Details of Short Term Gain (Loss) 2008**

This section shows your sales of securities during the year. The "Sale Proceeds" column excludes any accrued income you may have received. In addition, although cash in lieu less than \$20 is not included on Form 1099-B (if applicable), it is included in this section. Please note, this material is being prepared for informational purposes only and should not be used for tax preparation without the assistance of your tax advisor.

Reference number	Quantity	Security Description	Opening Trade Date	Closing Trade Date	Sale Proceeds	Cost	(Loss)	Gain
125000200	86	DAIMLER AG	12/28/07	06/18/08	\$ 5,950.16	\$ 8,327.38	(\$ 2,377.22)	
125000600	.0225	SIGNET JEWELERS LTD-USD	12/28/07	09/11/08	.52	.63	(.11)	
	0893	MERGER 09/11/08 82668L872001	02/01/08		2.07	2.50	(.43)	

Ref: 00009228 00080821

CITI GLOBAL IMPACT FUNDING

Account Number 692-17593-19 643

Details of Short-Term Gain (Loss) 2008 (continued)

Reference number	Quantity	Security Description	Opening Trade Date	Closing Trade Date	Sale Proceeds	Cost	(Loss)	Gain
	.0223		02/05/08		\$ .52	\$ .57	(\$ .05)	
	.0567		02/22/08		1.31	1.47	(.16)	
125000700	.3335	UBS AG (NEW) FROM: H8928X127001	03/12/08	05/19/08	10.26	10.24		.02
125000800	637	RTS UBS AG EXP 6/10/2008	05/27/08	06/05/08	1,052.51	.01		1,052.50 <sup>c</sup>
125000900	105	TEEKAY CORP	06/18/08	10/09/08	2,054.72	5,113.19	(3,058.47)	
	103		06/19/08		2,015.58	5,088.32	(3,072.74)	
125001000	164	TEEKAY CORP	06/19/08	10/10/08	3,195.10	8,101.80	(4,906.70)	
	24		08/04/08		467.58	960.18	(492.60)	
125001100	130	A/S DAMPSKIBSSELSKABET TOR	06/18/08	10/07/08	2,291.39	4,598.53	(2,307.14)	
	163	SPONSORED ADR	06/19/08		2,873.06	5,812.74	(2,939.68)	
125001200	67	A/S DAMPSKIBSSELSKABET TOR	06/19/08	10/08/08	1,038.49	2,389.29	(1,350.80)	
	182	SPONSORED ADR	06/20/08		2,820.98	6,463.28	(3,642.30)	
125001300	47	ACERGY S.A. ADR	06/18/08	11/06/08	292.64	1,119.21	(826.57)	
125001400	252	ACERGY S.A. ADR	06/19/08	11/07/08	1,614.20	6,118.15	(4,503.95)	
	1,186		08/05/08		7,596.99	18,764.30	(11,167.31)	
125001500	468	ACERGY S.A. ADR	06/18/08	11/07/08	2,953.06	11,144.49	(8,191.43)	
	70		06/19/08		441.70	1,699.49	(1,257.79)	
125002000	306	AEGON N V-ADR AMER REG-ADR	12/28/07	11/07/08	1,579.49	5,419.85	(3,840.36)	
	270		08/04/08		1,398.25	3,265.81	(1,867.56)	
125002200	5	AGRIUM INC USD	12/28/07	03/26/08	327.09	361.65	(34.56)	
125002300	729	ALCATEL-LUCENT ADR	12/28/07	07/23/08	4,392.71	5,285.26	(892.54)	
125002600	79	BP PLC SPONS ADR	12/28/07	07/18/08	4,930.03	5,830.20	(900.17)	
125002800	32	BANK YOKOHAMA LTD JAPAN	12/28/07	07/17/08	2,074.20	2,248.00	(173.80)	
	41	ADR FIGURED TO S/D 07-22-08 TRADE AS OF 07/17/08	03/31/08		2,857.56	2,780.21	(122.65)	
125002900	311	BANK YOKOHAMA LTD JAPAN ADR	03/31/08	07/18/08	19,782.90	21,088.91	(1,306.01)	
125003100	2,188	BMW UNSPONSORED ADR	11/05/08	11/20/08	16,767.42	21,484.41	(4,716.99)	
	1,399		10/30/08		10,721.04	11,959.77	(1,238.73)	
125003400	.0138	CADBURY PLC ADR	11/20/07	05/02/08	70	.79	(.09)	
	0356	FROM: 127209302001	11/21/07		1.82	2.00	(.18)	
	.0078		11/23/07		.40	.43	(.03)	
	.0065		12/04/07		.33	.38	(.05)	
	004		12/06/07		.21	.24	(.03)	

2  
0  
0  
8  
  
Y  
E  
A  
R  
  
E  
N  
D  
  
S  
U  
M  
M  
A  
R  
Y



Ref: 00009228 00080822

CITI GLOBAL IMPACT FUNDING  
Account Number 692-17593-19 643

Details of Short-Term Gain (Loss) 2008 - continued

Reference number	Quantity	Security Description	Opening Trade Date	Closing Trade Date	Sale Proceeds	Cost	(Loss)	Gain
	0065		12/07/07		\$ .33	\$ .38	(\$ .05)	
	0058		03/12/08		.29	.31	(.02)	
125003500	75	CADBURY PLC ADR	11/20/07	06/05/08	4,046.22	4,287.37	(241.15)	
125004200	72	DAWA SECURITIES GROUP INC	12/28/07	11/18/08	3,406.85	6,519.60	(3,112.75)	
	18	ADR-USD-	08/04/08		851.71	1,507.50	(655.79)	
125004600	119	DIAGEO PLC SPON ADR-NEW	12/28/07	10/06/08	7,101.03	10,260.18	(3,159.15)	
	22		08/04/08		1,312.80	1,569.61	(256.81)	
125004700	.0863	DR PEPPER SNAPPLE GROUP INC	11/20/07	05/07/08	2.50	2.74	(.24)	
	.2492	CASH IN LIEU OF .56000	11/21/07		6.48	6.99	(.51)	
	.0544	RECORD 05/01/08 PAY 05/07/08	11/23/07		1.41	1.52	(.11)	
	.0453		12/04/07		1.18	1.33	(.15)	
	.0283		12/06/07		.74	.83	(.09)	
	.0455		12/07/07		1.18	1.34	(.16)	
	.041		03/12/08		1.07	1.07		
125004800	203.9037	DR PEPPER SNAPPLE GROUP INC	11/20/07	06/18/08	4,797.52	5,813.76	(1,016.24)	
	527.7508		11/21/07		12,417.11	14,801.47	(2,384.36)	
	115.1456		11/23/07		2,709.19	3,212.62	(503.43)	
	95.9547		12/04/07		2,257.66	2,818.97	(559.31)	
	59.9717		12/06/07		1,411.04	1,763.49	(352.45)	
	96.4345		12/07/07		2,268.95	2,831.86	(562.91)	
	86.839		03/12/08		2,043.17	2,259.33	(216.16)	
125004900	71	ENCANA CORP-CAD	09/17/07	06/05/08	6,358.01	4,410.04		1,947.97
125005000	235	ENCANA CORP-CAD	09/17/07	07/16/08	18,663.12	14,596.62		4,066.50
125005100	220	ENCANA CORP-CAD	09/17/07	08/08/08	14,529.55	13,664.93		864.62
125005200	79	ENCANA CORP-CAD	09/17/07	08/13/08	5,431.71	4,906.95		524.76
	143		09/19/07		9,832.08	8,902.95		929.13
125005300	102	ENCANA CORP-CAD	12/28/07	12/09/08	4,645.10	7,063.50	(2,418.40)	
125005400	630	ENTERPRISE INNS PLC UNSPON	11/05/08	12/08/08	1,157.56	2,340.51	(1,182.95)	
	768	ADR	10/30/08		1,411.11	2,479.41	(1,068.30)	
125005500	1,004	ENTERPRISE INNS PLC UNSPON	11/05/08	12/09/08	1,962.10	3,729.96	(1,767.86)	
		ADR						
125005600	575	FORTIS NL	05/06/08	10/14/08	1,381.20	15,337.21	(13,956.01)	
	171	SPONSORED ADR NEW	05/07/08		410.76	4,569.86	(4,159.10)	
	418		08/05/08		1,004.07	6,144.89	(5,140.82)	
	1,202		08/12/08		2,887.30	18,042.74	(15,155.44)	
125006300	337	GLAXOSMITHKLINE PLC SP ADR	12/28/07	08/04/08	16,028.41	17,073.73	(1,045.32)	

2008 YEAR END SUMMARY

Ref: 00009228 00080823

CITI GLOBAL IMPACT FUNDING

Account Number 692-17593-19 643

Details of Short Term Gain (Loss) 2008 - continued

Reference number	Quantity	Security Description	Opening Trade Date	Closing Trade Date	Sale Proceeds	Cost	(Loss)	Gain
125007100	69	HENKEL KGAA SPONS ADR FIGURED TO S/D 01-22-08 TRADE AS OF 01/16/08	12/28/07	01/16/08	\$ 3,036.31	\$ 3,553.50	(\$ 517.19)	
125007500	80	KONAMI CORP ADR	12/28/07	06/08/08	2,770.94	2,568.80		202.14
125007800	159	KONINKLIJKE PHILIPS ELECTRONCIS NS SPON ADR NEW	12/28/07	11/07/08	3,021.29	6,857.67	(3,836.38)	
125007900	136	KONINKLIJKE PHILIPS	12/28/07	11/17/08	2,310.70	5,865.68	(3,554.98)	
	156	ELECTRONCIS NS SPON ADR NEW	08/04/08		2,650.50	5,181.70	(2,531.20)	
125008000	336	KOOKMIN BANK SPON ADR	04/01/08	07/23/08	20,005.35	20,618.00	(612.65)	
125008100	441	LDK SOLAR CO LTD-USD	06/17/08	12/09/08	5,587.96	18,047.79	(12,459.83)	
	54	SPONS ADR	08/04/08		684.24	1,735.85	(1,051.61)	
125008500	112	MITSUBISHI CORP	12/28/07	10/08/08	3,951.07	6,137.60	(2,186.53)	
	549	SPONS ADR	03/27/08		19,367.29	32,076.63	(12,709.24)	
125008800	180	NESTLE S A SPONSORED ADR FIGURED TO S/D 11-06-08 TRADE AS OF 11/03/08	12/28/07	11/03/08	7,032.10	8,290.80	(1,258.70)	
125008900	215	NIDEC CORPORATION SPON ADR	12/21/07	06/05/08	4,179.57	3,864.11		315.46
125009000	653	NIDEC CORPORATION SPON ADR	12/21/07	12/08/08	6,604.73	11,736.11	(5,131.38)	
125009100	637	NIDEC CORPORATION	12/21/07	12/09/08	6,616.86	11,448.54	(4,831.68)	
	205	SPON ADR	12/26/07		2,129.45	3,742.69	(1,613.24)	
	850		12/27/07		8,829.41	15,623.51	(6,794.10)	
	110		12/28/07		1,142.63	2,002.14	(859.51)	
	293		12/28/07		3,043.55	5,358.97	(2,315.42)	
	119		01/04/08		1,236.12	2,255.55	(1,019.43)	
125009200	9	NITTO DENKO CORP ADR	08/06/07	06/05/08	4,238.97	4,415.92	(176.95)	
125009300	23	NITTO DENKO CORP ADR	08/06/07	07/17/08	7,757.35	11,285.12	(3,527.77)	
125009400	36	NITTO DENKO CORP ADR	08/06/07	07/18/08	11,780.29	17,663.67	(5,883.38)	
125009500	19	NITTO DENKO CORP	08/06/07	07/22/08	5,900.64	9,322.50	(3,421.86)	
	22	ADR	08/07/07		6,832.33	10,521.72	(3,689.39)	
125009600	2	NITTO DENKO CORP	08/07/07	07/23/08	630.55	956.52	(325.97)	
	67	ADR	12/28/07		21,123.56	35,443.00	(14,319.44)	
125009800	76	NOKIA CORP SPONSORED ADR	12/28/07	06/17/08	1,949.46	2,948.04	(998.58)	

2  
0  
0  
8  
  
Y  
E  
A  
R  
  
E  
N  
D  
  
S  
U  
M  
M  
A  
R  
Y

Ref: 00009228 00080824

CITI GLOBAL IMPACT FUNDING  
Account Number 692-17593-19 643

Details of Short-Term Gain (Loss) 2008 (continued)

Reference number	Quantity	Security Description	Opening Trade Date	Closing Trade Date	Sale Proceeds	Cost	(Loss)	Gain
125010000	257	NOVO-NORDISK A S ADR	12/28/07	04/24/08	\$ 17,068.86	\$ 17,023.68		\$ 45.18
125010100	100	POSCO SPON ADR	06/18/08	09/04/08	9,636.48	13,461.49	(3,825.01)	
	171		06/19/08		16,478.39	23,044.93	(6,566.54)	
	70		08/06/08		6,745.54	8,433.05	(1,687.51)	
125010200	779	PUNCH TAVERNS PLC UNSPON ADR	11/05/08	12/08/08	1,720.02	4,404.78	(2,684.76)	
125010300	350	PUNCH TAVERNS PLC UNSPON ADR	11/05/08	12/09/08	742.97	1,979.04	(1,236.07)	
125010500	166	ROLLS ROYCE GROUP PLC SPONSORED ADR	10/02/07	06/18/08	5,906.68	9,000.50	(3,093.82)	
	97		12/28/07		3,451.49	5,267.10	(1,815.61)	
125010700	80	SABMILLER PLC SPON ADR	03/31/08	06/05/08	2,027.98	1,768.24		259.74
125011000	334	SANOFI-AVENTIS SPONS ADR	11/23/07	11/20/08	9,094.26	15,448.24	(6,353.98)	
125011100	212	SANOFI-AVENTIS SPONS ADR	12/28/07	11/24/08	5,722.37	9,866.48	(4,144.11)	
125011200	104	SAP AKLENGESELLSCHAFT SPONS ADR-USD	09/14/07	06/05/08	5,612.84	5,969.57	(356.73)	
125011300	15	SAP AKLENGESELLSCHAFT SPONS ADR-USD	09/14/07	08/04/08	868.82	861.00		7.82
125011400	165	SAP AKLENGESELLSCHAFT SPONS ADR-USD	10/01/07	10/01/08	8,552.53	9,771.58	(1,219.05)	
125011500	559	SAP AKLENGESELLSCHAFT SPONS ADR-USD	12/28/07	10/02/08	27,652.29	28,892.36	(1,240.07)	
	338		02/06/08		16,719.98	15,905.81		814.17
125012200	104	SILICON MOTION TECHNOLOGY CORP-TWD ADR	12/28/07	11/12/08	239.93	1,809.60	(1,569.67)	
125012400	.1145	SILICONWARE PRECISION INDS SPON ADR CASH IN LIEU OF 50000 RECORD 07/28/08 PAY 09/08/08	12/28/07	09/08/08	.69	1.02	(.33)	
125012500	325	SMITH & NEPHEW PLC SP ADR	08/05/08	12/08/08	11,304.60	18,190.54	(6,885.94)	
125012600	156	SMITH & NEPHEW PLC SP ADR	08/05/08	12/09/08	5,314.80	8,731.48	(3,416.68)	
	574		08/08/08		19,555.72	33,365.19	(13,809.47)	
	357		08/11/08		12,162.71	21,551.88	(9,389.17)	
	45		08/11/08		1,533.11	2,696.96	(1,163.85)	
125012900	5,301	SUMITOMO CORP SPON ADR	06/18/08	10/06/08	41,820.41	72,785.91	(30,965.50)	

2  
0  
8  
  
Y  
E  
A  
R  
  
E  
N  
D  
  
S  
U  
M  
M  
A  
R  
Y

Ref: 00009228 00080825

CITI GLOBAL IMPACT FUNDING  
Account Number 692-17593-19 643

Details of Short Term Gain (Loss) 2008 - continued

Reference number	Quantity	Security Description	Opening Trade Date	Closing Trade Date	Sale Proceeds	Cost	(Loss)	Gain
125013000	572	SUMITOMO MITSUI FINL GROUP INC ADR	04/24/08	06/05/08	\$ 5,085.05	\$ 4,297.09		\$ 787.96
125013100	209	TAIWAN SEMICONDUCTOR MFG CO LTD ADR	01/14/08	06/05/08	2,482.90	1,890.28		592.62
125013200	.0914 .0236	TAIWAN SEMICONDUCTOR MFG CO LTD ADR CASH IN LIEU OF .11500 RECORD 07/18/08 PAY 08/15/08	01/14/08 08/05/08	08/15/08	.93 .24	.82 .23		.11 .01
125013600	197	TECHNIP ADR	12/28/07	12/08/08	4,876.94	15,779.70	(10,902.76)	
125013700	2,277 836	TELECOM ITALIA S.P.A-ADR (NEW)	11/21/07 12/28/07	03/19/08	44,163.06 16,214.46	72,539.98 26,041.40	(28,376.92) (9,826.94)	
125013800	410 244	TELEFONICA S.A. SPON ADR	07/21/08 08/05/08	10/06/08	27,909.24 16,609.40	33,769.12 18,999.62	(5,859.88) (2,390.22)	
125013900	113	TEVA PHARMACEUTICAL INDS LTD ADR	06/19/07	06/05/08	5,189.16	4,493.54		695.62
125014000	848 200	TEVA PHARMACEUTICAL INDS LTD ADR	10/01/07 11/26/07	07/18/08	36,426.36 8,611.43	37,836.67 8,770.50	(1,410.31) (159.07)	
125014100	29	TEVA PHARMACEUTICAL INDS LTD ADR	11/26/07	08/04/08	1,334.87	1,271.72		63.15
125014200	600	TOKYO STAR BK LTD-JPY UNSPONS ADR	03/08/07	02/05/08	4,982.58	4,840.08		142.50
125014300	156 600 345 199	TOKYO STAR BK LTD-JPY UNSPONS ADR	03/08/07 03/09/07 03/12/07 03/13/07	02/06/08	1,302.06 5,007.90 2,879.55 1,660.95	1,258.42 4,923.84 2,830.69 1,673.87		43.64 84.06 48.86 (12.92)
125014400	865	TOKYO STAR BK LTD-JPY UNSPONS ADR	03/13/07	02/07/08	5,551.02	5,593.58	(42.56)	
125014500	26 499	TOKYO STAR BK LTD-JPY UNSPONS ADR	03/13/07 03/14/07	02/08/08	215.08 4,127.88	218.70 4,104.13	(3.62)	23.75
125014600	610	TOKYO STAR BK LTD-JPY UNSPONS ADR	03/14/07	02/12/08	5,066.11	5,017.06		49.05
125014700	361 600 49	TOKYO STAR BK LTD-JPY UNSPONS ADR	03/14/07 03/15/07 12/28/07	02/13/08	2,993.41 4,975.20 406.31	2,969.12 4,892.40 384.65		24.29 82.80 21.66
125014800	423	TOKYO STAR BK LTD-JPY UNSPONS ADR	12/28/07	02/14/08	3,482.86	3,320.55		162.31

2  
0  
0  
8  
Y  
E  
A  
R  
E  
N  
D  
S  
U  
M  
M  
A  
R  
Y

Ref: 00009228 00080826

CITI GLOBAL IMPACT FUNDING  
Account Number 692-17593-19 643

2  
0  
0  
8  
Y  
E  
A  
R  
E  
N  
D  
S  
U  
M  
M  
A  
R  
Y

Details of Short-Term Gain (Loss) 2008 - continued

Reference number	Quantity	Security Description	Opening Trade Date	Closing Trade Date	Sale Proceeds	Cost	(Loss)	Gain
125014900	385	TOKYO STAR BK LTD-JPY UNSPONS ADR	12/28/07	02/14/08	\$ 3,162.23	\$ 3,022.25		\$ 139.98
125015000	195	TRINA SOLAR LTD-USD	06/18/08	12/09/08	1,486.46	7,609.06	(6,122.60)	
	250	SPONS ADR	06/19/08		1,905.71	9,816.23	(7,910.52)	
125015100	5	TRINA SOLAR LTD-USD	06/19/08	12/10/08	39.50	196.32	(156.82)	
	89	SPONS ADR	08/04/08		703.09	2,347.38	(1,644.29)	
125015200	215	TRINITY MIRROR P L C SPONS	03/27/07	02/11/08	2,661.23	4,462.09	(1,800.86)	
	20	ADR	03/28/07		247.56	421.12	(173.56)	
125015300	605	TRINITY MIRROR P L C SPONS ADR	03/28/07	02/12/08	7,628.78	12,738.88	(5,110.10)	
125015400	840	TRINITY MIRROR P L C SPONS ADR	03/28/07	02/13/08	10,529.36	17,687.04	(7,157.68)	
125015500	117	UNILEVER NV NY SHS-NEW	02/06/08	06/05/08	3,852.78	3,698.57		154.21
<b>Total</b>					<b>\$ 869,765.84</b>	<b>\$ 1,285,838.38</b>	<b>(# 410,217.13)</b>	<b>\$ 14,146.59</b>

<sup>c</sup>Based on information supplied by Client or other financial institution, not verified by us.

Details of Long-Term Gain (Loss) 2008

This section shows your sales of securities during the year. The "Sale Proceeds" column excludes any accrued income you may have received. In addition, although cash in lieu less than \$20 is not included on Form 1099-B (if applicable), it is included in this section. Please note, this material is being prepared for informational purposes only and should not be used for tax preparation without the assistance of your tax advisor.

Reference number	Quantity	Security Description	Opening Trade Date	Closing Trade Date	Sale Proceeds	Cost	(Loss)	Gain
125000100	46	DAIMLER AG	01/17/07	06/05/08	\$ 3,395.70	\$ 2,778.55		\$ 617.15
125000200	28	DAIMLER AG	01/17/07	06/18/08	1,937.26	1,691.29		245.97
	800		01/18/07		55,350.33	48,792.96		6,557.37
125000300	113	INVESCO LTD	01/23/06	06/05/08	3,212.57	2,001.91		1,210.66
125000400	5	INVESCO LTD	01/23/06	06/19/08	131.95	88.58		43.37
	425		02/17/06		11,215.86	8,047.55		3,168.31
	295		02/21/06		7,785.12	5,668.22		2,116.90
125000500	55	INVESCO LTD	02/21/06	06/20/08	1,432.85	1,056.79		376.06
	700		03/31/06		18,236.30	13,202.00		5,034.30
	545		11/14/06		14,198.26	12,478.59		1,719.67
	245		12/07/06		6,382.70	5,389.24		993.46

Ref: 00009228 00080827

CITI GLOBAL IMPACT FUNDING  
Account Number 692-17593-19 643

Details of Long Term Gain/Loss 2008 - continued

Reference number	Quantity	Security Description	Opening Trade Date	Closing Trade Date	Sale Proceeds	Cost	(Loss)	Gain
125000600	.0716	SIGNET JEWELERS LTD-USD	10/26/06	09/11/08	\$ 1.66	\$ 3.35	(\$ 1.69)	
	.0641	MERGER 09/11/08 82668L872001	10/30/06		1.49	2.91	(1.42)	
	.0108		11/14/06		.25	.51	(.26)	
	.0245		11/15/06		.57	1.16	(.59)	
	.0511		11/16/06		1.19	2.48	(1.29)	
	.0684		11/17/06		1.59	3.29	(1.70)	
	.0187		12/07/06		.43	.88	(.45)	
125000700	.0165	UBS AG (NEW) FROM: H8928X127001	Unavailable	05/19/08	.51			
125001600	.0901	ADVANCED SEMICONDUCTOR E	07/25/07	09/26/08	.24	.53	(.29)	
	.3068	ADR	07/26/07		.80	1.74	(.94)	
	.1156	CASH IN LIEU OF .76667	08/06/07		.30	.64	(.34)	
	.2541	RECORD 08/15/08 PAY 09/26/08	08/07/07		.66	1.39	(.73)	
125001700	625.8935	ADVANCED SEMICONDUCTOR E	07/25/07	12/10/08	973.70	3,668.87	(2,695.17)	
	2,131.5808	ADR	07/26/07		3,316.08	12,084.18	(8,768.10)	
	803.0331		08/06/07		1,249.27	4,451.39	(3,202.12)	
	1,765.4926		08/07/07		2,746.56	9,686.51	(6,939.95)	
125001800	187	AEGON N V-ADR AMER REG-ADR	02/23/07	06/05/08	2,806.85	3,861.16	(1,054.31)	
125001900	1,033	AEGON N V-ADR AMER REG-ADR	02/23/07	11/06/08	5,004.86	21,329.28	(16,324.42)	
125002000	241	AEGON N V-ADR AMER REG-ADR	02/23/07	11/07/08	1,248.06	4,976.14	(3,728.08)	
	2,170		02/26/07		11,237.71	45,477.99	(34,240.28)	
125002100	285	AGRIUM INC USD	04/13/06	03/25/08	18,855.53	7,211.30		11,644.23
	310		04/17/06		20,509.53	7,830.32		12,679.21
	530		08/03/06		35,064.68	12,550.83		22,513.85
125002200	80	AGRIUM INC USD	08/03/06	03/26/08	5,233.55	1,894.46		3,339.09
	130		11/14/06		8,504.52	3,838.90		4,665.62
125002300	884	ALCATEL-LUCENT ADR	03/13/06	07/23/08	5,326.69	12,515.59	(7,188.90)	
	600		03/31/06		3,615.40	9,276.00	(5,660.60)	
	375		04/20/06		2,259.62	5,913.75	(3,654.13)	
	780		09/11/06		4,700.02	9,232.86	(4,532.84)	
	715		11/14/06		4,308.35	9,352.20	(5,043.85)	
	165		12/07/06		994.23	2,257.20	(1,262.97)	
125002400	93	AXA S A.SPONS ADR	01/11/06	06/05/08	3,149.89	3,074.58		75.31
125002500	60	BP PLC SPONS ADR	01/11/06	06/05/08	4,141.17	4,077.00		64.17
125002600	48	BP PLC SPONS ADR	01/11/06	07/18/08	2,995.46	3,261.60	(266.14)	
	200		03/31/06		12,481.09	13,766.00	(1,284.91)	
	435		11/14/06		27,146.37	29,210.25	(2,063.88)	

2  
0  
0  
8  
  
Y  
E  
A  
R  
  
E  
N  
D  
  
S  
U  
M  
M  
A  
R  
Y

Ref: 00009228 00080828

CITI GLOBAL IMPACT FUNDING

Account Number 692-17593-19 643

Details of Long Term Gain (Loss) 2008 - continued

Reference number	Quantity	Security Description	Opening Trade Date	Closing Trade Date	Sale Proceeds	Cost	(Loss)	Gain
	50		12/07/06		\$ 3,120.27	\$ 3,411.00	(\$ 290.73)	
	380		02/27/07		23,714.07	24,011.63	(297.56)	
125002700	39	BANK YOKOHAMA LTD JAPAN ADR	01/04/06	06/05/08	2,837.23	3,354.00	(516.77)	
125002800	15	BANK YOKOHAMA LTD JAPAN ADR	01/04/06	07/17/08	972.28	1,290.00	(317.72)	
	85		01/11/06		5,509.58	6,965.75	(1,456.17)	
	80	FIGURED TO S/D 07-22-08	04/20/06		5,185.49	6,340.00	(1,154.51)	
	220	TRADE AS OF 07/17/08	11/14/06		14,260.10	16,269.00	(2,008.90)	
125003000	122	BARCLAYS PLC-ADR	03/30/06	06/05/08	3,492.84	5,766.45	(2,273.61)	
125003200	32	BRITISH SKY BROADCASTING GROUP PLC SPONSORED ADR-USD-	03/09/06	06/05/08	1,361.91	1,154.87		207.04
	63		03/30/06		2,681.26	2,381.40		299.86
125003300	412	BRITISH SKY BROADCASTING GROUP PLC SPONSORED ADR-USD-	03/30/06	11/14/08	10,022.54	15,573.60	(5,551.06)	
	110		05/08/06		2,675.92	4,347.82	(1,671.90)	
125003600	2,666	CENTRAL JAPAN RY CO-JPY UNSPONS ADR	02/27/07	04/02/08	26,362.86	32,488.41	(6,125.55)	
	2,965		03/07/07		29,319.53	36,839.53	(7,520.00)	
125003700	474	CHEUNG KONG HOLDING-ADR	09/12/06	06/05/08	7,607.65	5,186.17		2,421.48
125003800	506	CHEUNG KONG HOLDING-ADR	09/12/06	08/08/08	7,053.65	5,538.30		1,517.35
	924	TRADE AS OF 08/08/08	11/14/06		12,880.57	10,441.20		2,439.37
125003900	1,836	CHEUNG KONG HOLDING-ADR	11/14/06	08/11/08	23,016.59	18,486.80		4,529.79
	315		11/16/06		4,431.68	3,622.63		809.05
	546		12/01/06		7,681.57	6,457.87		1,223.70
125004000	884	CHEUNG KONG HOLDING-ADR	12/01/06	08/12/08	12,439.75	10,455.60		1,984.15
	405		12/07/06		5,699.21	4,758.75		940.46
	517		05/04/07		7,275.28	7,166.86		108.42
126004100	23	DAIWA SECURITIES GROUP INC ADR-USD-	03/07/07	06/05/08	2,483.98	2,878.42	(394.44)	
125004200	388	DAIWA SECURITIES GROUP INC ADR-USD-	03/07/07	11/18/08	18,359.12	48,557.69	(30,198.57)	
125004300	56	DIAGEO PLC SPON ADR-NEW	12/14/05	01/30/08	4,386.10	3,306.80		1,079.30
	139		12/22/05		10,886.93	8,142.57		2,744.36
125004400	131	DIAGEO PLC SPON ADR-NEW	12/22/05	01/31/08	10,304.71	7,673.94		2,630.77
	174		01/06/06		13,687.17	10,429.56		3,257.61
125004500	34	DIAGEO PLC SPON ADR-NEW	01/06/06	06/05/08	2,693.46	2,037.96		655.50
125004600	52	DIAGEO PLC SPON ADR-NEW	01/06/06	10/06/08	3,102.97	3,116.88	(13.91)	
	190		04/20/06		11,337.79	12,507.70	(1,169.91)	
	260		11/14/06		15,514.86	19,712.13	(4,197.27)	
	50		12/07/06		2,983.63	3,865.50	(881.87)	

2  
0  
0  
8  
  
Y  
E  
A  
R  
  
E  
N  
D  
  
S  
U  
M  
M  
A  
R  
Y

Ref: 00009228 00080829

CITI GLOBAL IMPACT FUNDING

Account Number 692-17593-19 643

Details of Long Term Gain (Loss) 2008 - continued

2  
0  
0  
8  
Y  
E  
A  
R  
E  
N  
D  
S  
U  
M  
M  
A  
R  
Y

Reference number	Quantity	Security Description	Opening Trade Date	Closing Trade Date	Sale Proceeds	Cost	(Loss)	Gain
125005300	202	ENCANA CORP-CAD	09/19/07	12/09/08	\$ 9,199.13	\$ 12,576.20	(\$ 3,377.07)	
	448		10/29/07		20,402.03	30,203.35	(9,801.32)	
125005700	68	FRANCE TELECOM SA SPON ADR	07/21/06	06/05/08	1,951.59	1,488.30		463.29
	71		07/24/06		2,037.68	1,585.15		452.53
125005800	319	FRANCE TELECOM SA SPON ADR	07/24/06	11/05/08	8,547.26	7,122.03		1,425.23
	226		07/25/06		6,055.43	5,023.69		1,031.74
125005900	31	FRESENIUS MEDICAL CARE	01/08/06	06/05/08	1,736.92	1,134.91		602.01
	61	AG & CO. KGAA SPONS ADR	06/01/06		3,417.81	2,271.46		1,146.35
125006000	117	FRESENIUS MEDICAL CARE	06/01/06	11/06/08	5,058.38	4,356.73		701.65
		AG & CO. KGAA SPONS ADR						
125006100	84	GLAXOSMITHKLINE PLC SP ADR	12/29/05	06/05/08	3,617.85	4,277.28	(659.43)	
125006200	7	GLAXOSMITHKLINE PLC SP ADR	12/29/05	07/21/08	338.42	356.44	(18.02)	
	165	TRADE AS OF 07/21/08	01/04/06		7,976.96	8,565.15	(588.19)	
	200		01/11/06		9,669.04	10,420.00	(750.96)	
	75		03/10/06		3,625.89	4,076.25	(450.36)	
	180		03/13/06		9,185.59	10,363.09	(1,177.50)	
	269		03/30/06		13,004.87	14,147.08	(1,142.21)	
125006300	91	GLAXOSMITHKLINE PLC SP ADR	03/30/06	08/04/08	4,328.14	4,785.81	(457.67)	
	200		03/31/06		9,512.41	10,486.00	(973.59)	
	150		04/20/06		7,134.30	7,967.64	(833.34)	
125006400	258	HENKEL KGAA SPONS ADR	12/22/05	01/08/08	12,828.67	7,800.20		4,828.47
	42		01/06/06		2,055.83	1,354.50		701.33
125006500	370	HENKEL KGAA SPONS ADR	01/06/06	01/09/08	17,663.78	11,932.50		5,731.28
125006600	200	HENKEL KGAA SPONS ADR	03/30/06	01/10/08	9,596.71	7,046.67		2,550.04
125006700	98	HENKEL KGAA SPONS ADR	01/06/06	01/10/08	4,702.38	3,160.50		1,541.88
	17		03/30/06		815.72	598.97		216.75
125006800	225	HENKEL KGAA SPONS ADR	03/30/06	01/11/08	10,495.61	7,927.50		2,568.11
125006900	98	HENKEL KGAA SPONS ADR	03/30/06	01/14/08	4,591.54	3,452.86		1,138.68
	142		09/12/06		6,653.05	5,393.62		1,259.43
125007000	175	HENKEL KGAA SPONS ADR	09/12/06	01/15/08	7,934.93	6,647.07		1,287.86
125007100	73	HENKEL KGAA SPONS ADR	09/12/06	01/16/08	3,212.32	2,772.78		439.54
	75	FIGURED TO S/D 01-22-08	11/14/06		3,300.33	3,068.75		231.58
		TRADE AS OF 01/16/08						
125007200	267	INFINEON TECHNOLOGIES ADR	10/06/06	06/05/08	2,592.55	3,240.61	(648.06)	
125007300	54	INTERNATIONAL PWR PLC	12/14/05	06/05/08	4,592.67	2,417.58		2,175.09
		SPONS ADR						



Ref: 00009228 00080830

CITI GLOBAL IMPACT FUNDING  
Account Number 692-17593-19 643

2  
0  
0  
8  
  
Y  
E  
A  
R  
  
E  
N  
D  
  
S  
U  
M  
M  
A  
R  
Y

Details of Long Term Gains (Loss) 2008 *continued*

Reference number	Quantity	Security Description	Opening Trade Date	Closing Trade Date	Sale Proceeds	Cost	(Loss)	Gain
125007400	400	KONAMI CORP ADR	03/17/06	05/07/08	\$ 14,335.63	\$ 10,433.96		\$ 3,901.67
125007500	32	KONAMI CORP ADR	03/17/08	05/08/08	1,108.37	834.72		273.65
	200		03/31/06		6,927.34	5,070.00		1,857.34
	225		04/20/06		7,793.26	5,490.00		2,303.26
	335		11/14/06		11,603.30	9,172.30		2,431.00
125007600	91	KONINKLIJKE PHILIPS	12/14/05	08/05/08	3,476.18	2,765.49		710.69
	31	ELECTRONCIS NS SPON ADR NEW	12/29/05		1,184.19	977.74		206.45
125007700	269	KONINKLIJKE PHILIPS	12/29/05	11/06/08	4,984.51	8,484.26	(3,499.75)	
	165	ELECTRONCIS NS SPON ADR NEW	01/04/08		3,057.42	5,336.10	(2,278.68)	
	327		01/11/06		6,059.24	10,745.22	(4,685.98)	
125007800	3	KONINKLIJKE PHILIPS	01/11/06	11/07/08	57.01	98.58	(41.57)	
	300	ELECTRONCIS NS SPON ADR NEW	03/31/06		5,700.57	10,113.00	(4,412.43)	
	360		04/20/06		6,840.68	12,250.80	(5,410.12)	
	625		11/14/06		11,876.18	22,714.31	(10,838.13)	
	100		12/07/06		1,900.19	3,708.00	(1,807.81)	
125008200	110	MILLEA HLDGS INC ADR	01/11/08	06/05/08	4,768.47	3,894.88		873.59
125008300	86	MITSUBISHI CORP SPONS ADR	02/27/07	06/05/08	5,774.86	4,024.68		1,750.18
125008400	673	MITSUBISHI CORP SPONS ADR	02/27/07	07/17/08	40,576.42	31,495.46		9,080.96
	233		06/15/07		14,048.00	12,295.09		1,752.91
125008500	147	MITSUBISHI CORP SPONS ADR	06/15/07	10/06/08	5,185.78	7,756.98	(2,571.20)	
125008600	17	NESTLE S A SPONSORED ADR	12/29/05	04/28/08	2,022.77	1,272.45		750.32
	110		01/04/06		13,088.50	8,624.00		4,464.50
	155		01/11/06		18,442.89	12,090.00		6,352.89
	144		03/31/06		17,134.05	10,576.80		6,557.25
125008700	23	NESTLE S A SPONSORED ADR	03/31/06	06/05/08	2,888.78	1,689.35		1,199.43
125008800	82.5	NESTLE S A SPONSORED ADR	03/31/06	11/03/08	3,223.04	2,423.85		799.19
	200	FIGURED TO S/D 11-06-08	04/20/06		7,813.43	6,028.00		1,785.43
	575	TRADE AS OF 11/03/08	11/14/06		22,463.62	20,631.00		1,832.62
	112.5		12/07/06		4,395.06	4,014.00		381.06
125009700	628	NOKIA CORP SPONSORED ADR	12/22/05	01/09/08	21,348.66	11,542.64		9,806.02
	734		01/06/06		24,952.09	14,489.16		10,462.93
125009800	16	NOKIA CORP SPONSORED ADR	01/06/06	08/17/08	410.41	315.84		94.57
	1,015		11/14/06		26,035.51	20,036.10		5,999.41
	65		12/07/06		1,667.30	1,327.95		339.35

Ref 00009228 00080831

CITI GLOBAL IMPACT FUNDING

Account Number 692-17593-19 643

Details of Long Term Gain/(Loss) 2008 - continued

Reference number	Quantity	Security Description	Opening Trade Date	Closing Trade Date	Sale Proceeds	Cost	(Loss)	Gain
125009900	618	NOVO-NORDISK A S ADR	07/14/06	04/23/08	\$ 40,434.09	\$ 19,598.17		\$ 20,835.92
	37		08/03/06		2,420.81	1,252.02		1,168.79
	90		08/02/06		5,888.46	3,025.34		2,863.12
125010000	483	NOVO-NORDISK A S ADR	08/03/06	04/24/08	32,078.85	16,343.95		15,734.90
	140		11/14/06		9,298.22	5,349.40		3,948.82
125010400	54	ROLLS ROYCE GROUP PLC SPONSORED ADR	01/04/06	06/05/08	2,154.58	2,130.30		24.28
125010500	21	ROLLS ROYCE GROUP PLC SPONSORED ADR	01/04/06	06/18/08	747.23	828.45	(81.22)	
	145		01/11/06		5,159.45	5,531.75	(372.30)	
	300		03/31/06		10,674.72	12,180.00	(1,505.28)	
	255		11/14/06		9,073.51	11,246.50	(2,171.99)	
	105		12/07/06		3,736.15	4,368.00	(631.85)	
125010600	30	ROYAL DUTCH SHELL PLC ADR CL A	12/22/05	06/05/08	2,479.18	1,856.40		622.78
125010800	17	SANOFI-AVENTIS SPONS ADR	05/24/06	06/05/08	613.19	796.14	(182.95)	
	96		08/02/06		3,462.69	4,503.81	(1,041.12)	
125010900	189	SANOFI-AVENTIS SPONS ADR	06/02/06	11/19/08	5,437.44	8,866.88	(3,429.44)	
	656		11/14/06		18,872.82	28,024.32	(9,151.50)	
125011000	114	SANOFI-AVENTIS SPONS ADR	11/14/06	11/20/08	3,104.03	4,870.08	(1,766.05)	
	25		12/07/06		680.71	1,140.00	(459.29)	
	400		05/17/07		10,891.34	18,407.24	(7,515.90)	
125011100	332	SANOFI-AVENTIS SPONS ADR	11/23/07	11/24/08	8,961.46	15,355.73	(6,394.27)	
125011400	465	SAP AKLENGESELLSCHAFT SPONS ADR-USD	09/14/07	10/01/08	24,102.57	26,690.85	(2,588.28)	
125011500	536	SAP AKLENGESELLSCHAFT SPONS ADR-USD	10/01/07	10/02/08	26,514.54	31,742.83	(5,228.29)	
125011600	22	SECOM LTD ADR	12/22/05	06/05/08	2,143.88	2,348.50	(204.62)	
125011700	34	SIEMENS A G SPONS ADR	03/14/06	06/05/08	3,787.57	3,105.22		682.35
125011800	127	SIEMENS A G SPONS ADR	03/14/06	10/07/08	9,068.01	11,598.93	(2,530.92)	
	99		03/30/06		7,068.76	9,269.95	(2,201.19)	
125011900	113	SILICON MOTION TECHNOLOGY CORP-TWD ADR	01/31/06	11/07/08	345.76	1,818.09	(1,472.33)	
	188		02/09/06		575.26	3,129.47	(2,554.21)	
125012000	127	SILICON MOTION TECHNOLOGY CORP-TWD ADR	02/09/06	11/10/08	367.89	2,114.05	(1,746.16)	
	296		11/14/06		857.45	4,717.65	(3,860.20)	
125012100	362	SILICON MOTION TECHNOLOGY CORP-TWD ADR	11/14/06	11/11/08	962.62	5,769.56	(4,806.94)	

2  
0  
0  
8  
  
Y  
E  
A  
R  
  
E  
N  
D  
  
S  
U  
M  
M  
A  
R  
Y

Ref: 00009228 00080832

CITI GLOBAL IMPACT FUNDING

Account Number 692-17593-19 643

2  
0  
0  
8  
  
Y  
E  
A  
R  
  
E  
N  
D  
  
S  
U  
M  
M  
A  
R  
Y

Details of Long Term Gain (Loss) 2008 - continued

Reference number	Quantity	Security Description	Opening Trade Date	Closing Trade Date	Sale Proceeds	Cost	(Loss)	Gain
125012200	402	SILICON MOTION TECHNOLOGY	11/14/06	11/12/08	\$ 927.45	\$ 6,407.07	(\$ 5,479.62)	
	90	CORP-TWD ADR	12/07/08		207.64	1,452.78	(1,245.14)	
125012300	247	SILICONWARE PRECISION INDS SPON ADR	03/30/06	06/05/08	2,114.94	1,440.72		674.22
125012400	.1538	SILICONWARE PRECISION INDS	03/30/06	09/08/08	.93	.89		.04
	.2317	SPON ADR	09/11/08		1.40	1.37		.03
		CASH IN LIEU OF .50000 RECORD 07/28/08 PAY 09/08/08						
125012700	98	SONY CORP SPON ADR-NEW	02/22/06	06/05/08	5,050.89	4,579.41		471.48
125012800	61	SONY CORP SPON ADR-NEW	02/22/06	06/18/08	3,005.78	2,850.45		155.33
	160		02/23/06		7,884.00	7,600.18		283.82
	365		03/30/06		17,985.38	16,867.53		1,117.85
	110		04/20/06		5,420.25	5,584.85	(164.60)	
	1,120		11/14/06		55,188.03	44,741.65		10,446.38
	155		12/07/06		7,637.63	6,208.43		1,429.20
125013300	36	TECHNIP ADR	12/29/05	02/19/08	2,728.34	2,177.28		551.06
	45		01/04/06		3,410.43	2,932.93		477.50
	29		01/11/06		2,197.83	1,931.98		265.85
125013400	91	TECHNIP ADR	01/11/06	02/20/08	6,713.36	6,062.42		650.94
	152		03/31/06		11,213.52	10,299.52		914.00
125013500	36	TECHNIP ADR	03/31/06	06/05/08	3,333.58	2,439.36		894.22
125013600	12	TECHNIP ADR	03/31/06	12/08/08	297.07	813.12	(516.05)	
	105		04/20/06		2,599.39	7,628.25	(5,028.86)	
	160		11/14/06		3,960.97	10,105.60	(6,144.63)	
	256		10/02/07		6,337.55	24,509.44	(18,171.89)	
125014000	66	TEVA PHARMACEUTICAL INDS	06/19/07	07/18/08	2,841.77	2,624.54		217.23
	320	LTD ADR	06/20/07		13,778.29	12,665.41		1,112.88
125015600	133	UNITED OVERSEAS BANK LTD SPONS ADR	12/22/05	06/05/08	3,821.06	2,360.75		1,460.31
125015700	157	VODAFONE GROUP PLC SPONS ADR NEW	07/12/06	06/05/08	4,951.75	3,834.66		1,117.09
125015800	43	VODAFONE GROUP PLC SPONS ADR NEW	07/12/06	08/04/08	1,163.56	1,050.26		113.30
<b>Total</b>					<b>\$ 1,594,015.86</b>	<b>\$ 1,644,440.52</b>	<b>(\$ 329,031.28)</b>	<b>\$ 278,606.11</b>

Ref: 00009229 00080845

CITI GLOBAL IMPACT FUNDING

Account Number 692-17594-18 643

**Details of Earnings 2008 - continued**

Interest amounts include accrued interest received and interest exempt from Federal income tax.

Interest - continued	Reference number	Description	Interest	Alternative minimum tax
	140006200	WACHOVIA CORP NOTES-BK/ENTRY DTD 10/23/2006 DUE 10/15/2011 RATE 5.300	\$ 8,480.00	
	140006300	WELLS FARGO CO DTD 01/31/08 DUE 01/31/2013 RATE 4.375	5,250.00	
	<b>Totals</b>		<b>\$ 623,916.38</b>	

2  
0  
0  
8  
  
Y  
E  
A  
R  
  
E  
N  
D  
  
S  
U  
M  
M  
A  
R  
Y

**Dividends and Distributions, Section 1**

Amounts displayed for dividends include dividend reinvestments, money fund earnings, accrued dividends received and dividends exempt from Federal income tax.  
"Total dividends" includes both Qualified and non-qualified dividends received.  
"Total capital gain distributions" is a total of long term capital gain distributions, Unrecaptured Sec. 1250 gain and Section 1202 gain.

Reference number	Description	Total dividends	Qualified dividends	Short term capital gains	Total capital gain distributions	Unrecaptured Sec. 1250 gain	Section 1202 gain	Alternative minimum tax
160000100	WESTERN ASSET MONEY MARKET FUND CLASS A	\$ 12,615.49						
	<b>Totals</b>	<b>\$ 12,615.49</b>						

**Details of Short Term Gain (Loss) 2008**

This section shows your sales of securities during the year. The "Sale Proceeds" column excludes any accrued income you may have received. In addition, although cash in lieu less than \$20 is not included on Form 1099-B (if applicable), it is included in this section. Please note, this material is being prepared for informational purposes only and should not be used for tax preparation without the assistance of your tax advisor. For additional information regarding this section see enclosed brochure.

Reference number	Quantity	Security Description	Opening Trade Date	Closing Trade Date	Sale Proceeds	Original Cost Adjusted Cost	Original Gain/(Loss) Adjusted Gain/(Loss)	Ordinary Income Capital Gain/(Loss)
125000100	46,000	AOL TIME WARNER INC BK/ENTRY-DTD 04/08/2002	02/12/08	12/19/08	\$ 44,063.40	\$ 48,468.82 \$ 48,009.28	(\$ 4,405.42) (\$ 3,945.88)	\$ 0.00 (\$ 3,945.88)
	14,000	DUE 05/01/2012 RATE 6.875 YTM 8.335	07/09/08		13,410.60	14,452.90 14,404.88	(1,042.30) (994.28)	0.00 (994.28)

Ref. 00009229 00080846

CITI GLOBAL IMPACT FUNDING  
Account Number 692-17594-18 643

Details of Short-Term Gain/(Loss) 2008 *continued*

Reference number	Quantity	Security Description	Opening Trade Date	Closing Trade Date	Sale Proceeds	Original Cost Adjusted Cost	Original Gain/(Loss) Adjusted Gain/(Loss)	Ordinary Income Capital Gain/(Loss)
125000200	115,000	FNMA TBA 30YR JUNE DUE 06/01/2038 RATE 5.500 YIELDS VARY DUE TO CHANGES IN PREPAYMENT SPEEDS SPECIFICS	05/09/08	05/09/08	\$ 115,610.94	\$ 115,610.94 \$ 115,610.94	\$ 0.00 \$ 0.00	\$ 0.00 \$ 0.00
125000300	105,000	GOLD 30 YR NEW DUE 08/01/2038 RATE 6.000 YIELDS VARY DUE TO CHANGES IN PREPAYMENT SPEEDS. SPECIFICS	07/22/08	07/22/08	104,310.94	104,310.94 104,310.94	0.00 0.00	0.00 0.00
125000400	265,000	AMGEN INC SR NOTES BOOK/ENTRY DD 11/18/04 DUE 11/18/2009 RATE 4.000	01/09/08	12/19/08	266,110.35	265,254.40 265,121.90	855.95 888.45	0.00 988.45
125000600	350,000	FEDERAL HOME LOAN BANK CONS BDS BOOK/ENTRY	10/26/07	01/16/08	368,305.00	351,045.80 350,987.00	17,258.20 17,318.00	0.00 17,318.00
	100,000	DTD 10/05/07 DUE 10/10/2012 RATE 4.625	12/18/07		105,230.00	102,336.60 102,301.00	2,893.40 2,829.00	0.00 2,929.00
125000700	450,000	FEDERAL HOME LOAN BANK CONS BDS BOOK/ENTRY DTD 01/17/2008 DUE 02/27/2013 RATE 3.375	01/16/08	07/31/08	438,912.00	447,984.00 447,984.00	(9,072.00) (9,072.00)	0.00 (9,072.00)
125000800	345,000	FEDERAL HOME LOAN MTG CORP DEBS-BK/ENTRY DTD 4/9/1998 DUE 04/15/2008 RATE 5.750	08/20/07	04/15/08	345,000.00	346,708.10 345,000.00	(1,708.10) 0.00	0.00 0.00
125000900	90,000	GENERAL ELEC CAP COR DTD 02/21/2001 MATY 02/22/2011 DUE 02/22/2011 RATE 6.125	04/18/08	05/21/08	94,826.70	94,869.90 94,715.10	(43.20) 111.80	0.00 111.80
125001400	30,000	JP MORGAN CHASE & CO DTD 11/25/2002	05/29/08	12/19/08	30,013.20	30,499.50 30,445.50	(486.30) (432.30)	0.00 (432.30)
	5,000	DUE 01/02/2013 RATE 5.750 YTM 5.737	08/06/08		5,002.20	4,974.80 4,974.80	27.40 27.40	0.00 27.40
125001600	167,000	ORACLE CORP DTD 04/09/2008	05/16/08	12/19/08	172,631.24	170,313.28 169,945.88	2,317.96 2,685.36	0.00 2,685.36
	16,000	DUE 04/15/2013 RATE 4.950 YTM 4.087	10/30/08		16,539.52	15,030.56 15,030.58	1,508.96 1,508.96	25.28 1,483.68

2  
0  
0  
8  
  
Y  
E  
A  
R  
  
E  
N  
D  
  
S  
U  
M  
M  
A  
R  
Y

Ref: 00009229 00080847

CITI GLOBAL IMPACT FUNDING  
Account Number 692-17594-18 643

Details of Short-Term Gain (Loss) 2008 - continued

Reference number	Quantity	Security Description	Opening Trade Date	Closing Trade Date	Sale Proceeds	Original Cost Adjusted Cost	Original Gain/(Loss) Adjusted Gain/(Loss)	Ordinary Income Capital Gain/(Loss)
125001700	140,000	ORACLE/OZARK HLDG GLOBAL NTS BOOK/ENTRY DD 1/13/06 DUE 01/15/2011 RATE 5.000	05/23/07	05/16/08	\$ 143,647.00	\$ 138,612.60 \$ 138,612.60	\$ 5,034.40 \$ 5,034.40	\$ 344.40 \$ 4,690.00
125001800	80,000	SBC COMMUNICATIONS INC DTD 08/18/04	02/08/07	01/29/08	81,092.00	79,936.00 79,936.00	1,156.00 1,156.00	0.00 1,156.00
	48,000	DUE 06/15/2016 RATE 5.625 YTM 5.419	09/17/07		48,655.20	47,580.96 47,580.96	1,074.24 1,074.24	0.00 1,074.24
125001900	117,000	US TSY INFLATION INDEX NTS CPI U NON-SEASONALLY ADJ DTD 01/15/2004 DUE 01/15/2014 RATE 2.000	02/29/08	11/19/08	127,776.13	143,993.24 148,652.08	(16,217.11) (20,875.93)	0.00 (20,875.93)
125002000	248,000	US TSY INFLATION INDEX NTS CPI U NON-SEASONALLY ADJ DTD 01/15/2004 DUE 01/15/2014 RATE 2.000	02/29/08	12/19/08	277,474.35	305,216.43 312,716.98	(27,742.08) (35,242.63)	0.00 (35,242.63)
125002100	265,000	U S TREASURY NOTES SER H-2009 DTD 05/15/2004 DUE 06/15/2009 RATE 3.875 YIELD 2.716MTY	08/17/07	01/09/08	269,026.76	263,561.13 263,561.13	5,465.63 5,465.63	312.62 5,153.01
125002200	185,000	U S TREASURY NOTES SER H-2009 DTD 05/15/2004 DUE 05/15/2009 RATE 3.875 YIELD 2.199MTY	08/17/07	01/25/08	188,938.48	183,995.51 183,995.51	4,942.97 4,942.97	244.14 4,698.83
125002300	46,000	U S TREASURY NOTES SER M-2011 DTD 08/31/2006 DUE 08/31/2011 RATE 4.625 YIELD 2.347MTY	12/28/07	02/12/08	49,543.44	48,062.81 47,989.62	1,480.63 1,543.82	0.00 1,543.82
125002400	90,000	U S TREASURY NOTES SER M-2011 DTD 08/31/2006 DUE 08/31/2011 RATE 4.625 YIELD 2.625MTY	12/28/07	04/18/08	95,748.05	94,035.94 93,717.00	1,712.11 2,031.05	0.00 2,031.05
125002500	30,000	U S TREASURY NOTES SER M-2011 DTD 08/31/2006 DUE 08/31/2011 RATE 4.625 YIELD 3.110MTY	12/28/07	05/29/08	31,394.53	31,345.31 31,201.50	49.22 193.03	0.00 193.03

2  
0  
0  
8  
  
Y  
E  
A  
R  
  
E  
N  
D  
  
S  
U  
M  
M  
A  
R  
Y

Ref: 00009229 00080848

CITI GLOBAL IMPACT FUNDING  
Account Number 692-17594-18 643

Details of Short-Term Gain/(Loss) 2008 *continued*

Reference number	Quantity	Security Description	Opening Trade Date	Closing Trade Date	Sale Proceeds	Original Cost Adjusted Cost	Original Gain/(Loss) Adjusted Gain/(Loss)	Ordinary Income Capital Gain/(Loss)
125002600	37,000	U S TREASURY NOTES SER M-2011 DTD 08/31/2008 DUE 08/31/2011 RATE 4.625 YIELD 3.410MTY	12/28/07	08/16/08	\$ 38,351.37	\$ 38,659.22 \$ 38,480.76	(\$ 307.85) (\$ 109.39)	\$ 0.00 (\$ 109.39)
125002700	110,000	U S TREASURY NOTES SER M-2011 DTD 08/31/2008 DUE 08/31/2011 RATE 4.625 YIELD 2.464MTY	12/28/07	09/04/08	116,801.58	114,932.81 114,066.70	1,868.77 2,734.88	0.00 2,734.88
125002800	262,000	U S TREASURY NOTES SER M-2011 DTD 08/31/2008 DUE 08/31/2011 RATE 4.625 YIELD 1.275MTY	12/28/07	11/24/08	285,743.75	273,749.07 270,981.36	11,994.68 14,762.39	0.00 14,762.39
125002900	225,000	U S TREASURY NOTES SER M 2012 DTD 08/30/2007	08/09/07	02/29/08	247,491.20	227,812.50 227,515.50	19,678.70 19,975.70	0.00 19,975.70
	165,000	DUE 06/30/2012 RATE 4.875 YIELD 2.427MTY	09/07/07		181,493.55	170,491.41 189,991.25	11,002.14 11,502.30	0.00 11,502.30
	96,000		10/28/07		105,596.27	99,491.25 99,254.40	6,105.02 6,341.87	0.00 6,341.87
125003000	60,000	U S TREASURY NOTES SER M 2012 DTD 06/30/2007 DUE 06/30/2012 RATE 4.875 YIELD 2.720MTY	10/26/07	04/17/08	65,097.66	62,182.03 61,979.40	2,915.63 3,118.26	0.00 3,118.26
125003100	64,000	U S TREASURY NOTES SER M 2012 DTD 06/30/2007 DUE 06/30/2012 RATE 4.875 YIELD 2.965MTY	10/26/07	05/16/08	68,710.00	66,327.50 66,076.16	2,382.50 2,633.84	0.00 2,633.84
125003300	160,000	US TSY INFLATION INDEX NTS CPI U NON SEASONALLY ADJ DUE 07/15/2017 RATE 2.625 2.6250% JJ-15 DUE 07/15/2017	04/11/08	12/19/08	174,451.42	184,775.08 188,578.28	(10,323.66) (14,126.84)	0.00 (14,126.84)
125003400	25,000	U S TREASURY NOTES SER E-2017 DTD 08/15/2007 DUE 08/15/2017 RATE 4.750 YIELD 3.536MTY	09/20/07	02/05/08	27,436.52	25,220.23 25,214.25	2,216.29 2,222.27	0.00 2,222.27
125003500	25,000	U S TREASURY NOTES SER E-2017 DTD 08/15/2007	09/20/07	02/06/08	27,303.71	25,220.22 25,214.25	2,083.49 2,089.46	0.00 2,089.46
	60,000	DUE 08/15/2017 RATE 4.750 YIELD 3.598MTY	10/26/07		65,528.91	61,696.88 61,661.40	3,832.03 3,867.51	0.00 3,867.51

2  
0  
0  
8  
  
Y  
E  
A  
R  
  
E  
N  
D  
  
S  
U  
M  
M  
A  
R  
Y

Ref: 00009228 00080849

CITI GLOBAL IMPACT FUNDING  
Account Number 692-17594-18 643

Reference number	Quantity	Security Description	Opening Trade Date	Closing Trade Date	Sale Proceeds	Original Cost Adjusted Cost	Original Gain/(Loss) Adjusted Gain/(Loss)	Ordinary Income Capital Gain/(Loss)
125003600	40,000	U S TREASURY NOTES SER E-2017 DTD 08/15/2007	10/28/07	02/08/08	\$ 43,482.82	\$ 41,131.25	\$ 2,351.57	\$ 0.00
	10,000	DUE 08/15/2017 RATE 4.750 YIELD 3.658MTY	11/30/07		10,870.70	\$ 41,106.80	\$ 2,376.02	\$ 2,376.02
						10,600.78	269.92	0.00
						10,591.60	279.20	279.20
125003700	160,000	U S TREASURY NOTES SER E-2017 DTD 08/15/2007	11/30/07	04/11/08	176,231.25	169,612.50	6,618.75	0.00
		DUE 08/15/2017 RATE 4.750 YIELD 3.468MTY				169,315.20	6,918.05	6,916.05
125003800	123,000	U S TREASURY NOTES SER E-2017 DTD 08/15/2007	11/30/07	05/06/08	131,994.38	130,389.61	1,604.77	0.00
	137,000	DUE 08/15/2017 RATE 4.750 YIELD 3.806MTY	12/18/07		147,018.13	130,121.70	1,872.88	1,872.68
	90,000		12/28/07		96,581.24	143,449.98	3,350.08	0.00
						94,577.34	2,003.90	0.00
						94,439.70	2,141.54	2,141.54
125003900	65,000	U S TREASURY NOTES SER E-2017 DTD 08/15/2007	12/28/07	06/26/08	68,488.87	68,305.86	182.81	0.00
		DUE 08/15/2017 RATE 4.750 YIELD 4.041MTY				68,166.16	322.52	322.52
125004000	60,000	U S TREASURY NOTES SER E-2017 DTD 08/15/2007	12/28/07	08/13/08	64,202.10	63,051.57	1,150.53	0.00
		DUE 08/15/2017 RATE 4.750 YIELD 3.823MTY				62,890.20	1,311.80	1,311.90
125004100	5,000	U S TREASURY NOTES SER E-2017 DTD 08/15/2007	12/28/07	10/01/08	5,391.78	5,254.30	137.48	0.00
		DUE 08/15/2017 RATE 4.750 YIELD 3.705MTY				5,237.70	154.08	154.08
125004200	5,000	U S TREASURY NOTES SER E-2017 DTD 08/15/2007	12/28/07	11/03/08	5,319.71	5,254.29	65.42	0.00
		DUE 08/15/2017 RATE 4.750 YIELD 3.883MTY				5,235.60	84.11	84.11
125004300	500,000	U S TREASURY NOTES SER AD-2009 DTD 09/30/2007	12/18/07	03/25/08	517,500.00	506,875.00	10,625.00	0.00
		DUE 09/30/2009 RATE 4.000 YIELD 1.649MTY				505,880.00	11,620.00	11,620.00

2  
0  
0  
8  
  
Y  
E  
A  
R  
  
E  
N  
D  
  
S  
U  
M  
M  
A  
R  
Y





Smith Barney Reserved  
Client Statement  
2008 Year End Summary

Ref: 00009229 00080850

CITI GLOBAL IMPACT FUNDING  
Account Number 692-17594-18 643

Details of Short Term Gain/(Loss) 2008 - continued

Reference number	Quantity	Security Description	Opening Trade Date	Closing Trade Date	Sale Proceeds	Original Cost Adjusted Cost	Original Gain/(Loss) Adjusted Gain/(Loss)	Ordinary Income Capital Gain/(Loss)
125004400	600,000	U S TREASURY NOTES SER Q-2012 DTD 09/30/2007	11/30/07	03/26/08	\$ 646,312.50	\$ 619,476.56	\$ 26,835.94	\$ 0.00
	150,000	DUE 09/30/2012 RATE 4.250 YIELD 2.433MTY	12/18/07		161,578.13	154,746.09	6,832.04	0.00
	300,000		12/28/07		323,156.25	154,503.00	7,075.13	7,075.13
	600,000		01/08/08		646,312.50	309,703.13	13,453.12	0.00
						309,264.00	13,892.25	13,892.25
						628,804.69	17,507.81	0.00
						627,812.00	18,700.50	18,700.50
125004500	135,000	U S TREASURY NOTES SER AF-2009 DTD 11/30/2007	01/08/08	05/16/08	136,566.21	135,827.93	738.28	0.00
		DUE 11/30/2009 RATE 3.125 YIELD 2.354MTY				136,566.21	888.51	888.51
125004600	565,000	U S TREASURY NOTES SER AF-2009 DTD 11/30/2007	01/08/08	06/06/08	571,775.54	568,465.04	3,310.50	0.00
	185,000	DUE 11/30/2009 RATE 3.125 YIELD 2.293MTY	01/25/08		187,218.60	567,723.30	4,052.24	4,052.24
						188,100.20	(881.60)	0.00
						187,497.60	(278.90)	(278.90)
125004700	500,000	U S TREASURY NOTES SER V-2010 DTD 02/29/2008	03/25/08	11/25/08	507,382.81	502,460.94	4,921.87	0.00
		DUE 02/28/2010 RATE 2.000 YIELD .819MTY				501,810.00	5,772.81	5,772.81
125004800	115,000	U S TREASURY NOTES SER G-2013 DTD 02/29/2008	03/26/08	05/09/08	113,953.32	116,024.22	(2,070.90)	0.00
		DUE 02/28/2013 RATE 2.750 YIELD 2.954MTY				116,024.22	(2,044.88)	(2,044.88)
125004900	235,000	U S TREASURY NOTES SER G-2013 DTD 02/29/2008	03/26/08	05/19/08	231,511.72	237,092.97	(5,581.25)	0.00
		DUE 02/28/2013 RATE 2.750 YIELD 3.086MTY				237,030.40	(5,518.68)	(5,518.68)
125005000	5,000	U S TREASURY NOTES SER G-2013 DTD 02/29/2008	03/26/08	06/12/08	4,818.36	5,044.53	(226.17)	0.00
		DUE 02/28/2013 RATE 2.750 YIELD 3.594MTY				5,042.85	(224.29)	(224.29)
125005100	105,000	U S TREASURY NOTES SER G-2013 DTD 02/29/2008	03/26/08	07/22/08	102,087.54	105,935.16	(3,847.62)	0.00
		DUE 02/28/2013 RATE 2.750 YIELD 3.405MTY				105,876.75	(3,789.21)	(3,789.21)

2  
0  
0  
8  
  
Y  
E  
A  
R  
  
E  
N  
D  
  
S  
U  
M  
M  
A  
R  
Y

Ref: 00009229 00080851

CITI GLOBAL IMPACT FUNDING

Account Number 692-17594-18 643

Details of Short-Term Gain/(Loss) 2008 - continued

Reference number	Quantity	Security Description	Opening Trade Date	Closing Trade Date	Sale Proceeds	Original Cost Adjusted Cost	Original Gain/(Loss) Adjusted Gain/(Loss)	Ordinary Income Capital Gain/(Loss)
125005200	5,000	U S TREASURY NOTES SER G-2013 DTD 02/29/2008 DUE 02/28/2013 RATE 2.750 YIELD 3.248MTY	03/26/08	08/06/08	\$ 4,895.10	\$ 5,044.53 \$ 5,041.40	(\$ 149.43) (\$ 146.30)	\$ 0.00 (\$ 146.30)
125005300	16,000	U S TREASURY NOTES SER G-2013 DTD 02/29/2008 DUE 02/28/2013 RATE 2.750 YIELD 2.511MTY	03/26/08	10/30/08	16,155.63	16,142.50 16,125.92	13.13 29.71	0.00 29.71
125005400	1,169,000	U S TREASURY NOTES SER G-2013 DTD 02/29/2008 DUE 02/28/2013 RATE 2.750 YIELD 1.097MTY	03/26/08	12/02/08	1,248,820.78	1,179,411.40 1,178,012.99	69,409.38 70,807.79	0.00 70,807.79
125005500	750,000	U S TREASURY NOTES SER Y-2010 DTD 05/31/08 DUE 05/31/2010 RATE 2.625 YIELD .692MTY	08/06/08	12/02/08	771,474.61	752,871.09 752,175.00	18,603.52 18,299.61	0.00 19,299.61
125005600	115,000	U S TREASURY NOTES SER Q-2013 DTD 09/30/08 DUE 09/30/2013 RATE 3.125 YIELD 1.318MTY	10/08/08	12/22/08	124,572.47	118,728.90 118,579.95	5,843.57 5,992.52	0.00 5,992.52
125005700	500,000 750,000	U S TREASURY NOTES SER AE-2010 DTD 11/30/2008 DUE 11/30/2010 RATE 1.250 YIELD .754MTY	11/25/08 12/02/08	12/19/08	504,763.95 757,145.93	500,859.38 500,830.00 755,156.25 755,017.60	3,904.57 3,933.86 1,989.68 2,128.43	0.00 3,933.95 0.00 2,128.43
125005800	1,169,000	U S TREASURY NOTES SER S-2013 DTD 11/30/2008 DUE 11/30/2013 RATE 2.000 YIELD 1.382MTY	12/02/08	12/22/08	1,203,335.46	1,187,722.27 1,187,528.85	15,613.19 15,806.81	0.00 15,806.81
125005900	105,000	U S TREASURY NOTES SER S-2011 DTD 11/15/08 DUE 11/15/2011 RATE 1.750 YIELD .945MTY	11/24/08	12/17/08	107,419.57	105,816.56 105,799.05	1,603.01 1,620.52	0.00 1,620.52
125006000	16,000	U S TREASURY NOTES SER S-2011 DTD 11/15/08 DUE 11/15/2011 RATE 1.750 YIELD .896MTY	11/24/08	12/18/08	16,391.20	16,124.43 16,121.60	266.77 269.60	0.00 269.60

2  
0  
0  
8  
  
Y  
E  
A  
R  
  
E  
N  
D  
  
S  
U  
M  
M  
A  
R  
Y



Smith Barney Reserved  
Client Statement  
2008 Year End Summary

Ref: 00009229 00080852

CITI GLOBAL IMPACT FUNDING  
Account Number 692-17594-18 643

Details of Short-Term Gain/(Loss) 2008 (continued)

Reference number	Quantity	Security Description	Opening Trade Date	Closing Trade Date	Sale Proceeds	Original Cost Adjusted Cost	Original Gain/(Loss) Adjusted Gain/(Loss)	Ordinary Income Capital Gain/(Loss)
125008100	141,000	U S TREASURY NOTES SER S-2011 DTD 11/15/08 DUE 11/15/2011 RATE 1.750 YIELD 1.050MTY	11/24/08	12/22/08	\$ 143,808.51	\$ 142,096.53 \$ 142,087.37	\$ 1,711.98 \$ 1,741.14	\$ 0.00 \$ 1,741.14
125006200	70,000	UNITED HEALTHCARE NOTES BOOK/ENTRY DD 12/3/03 DUE 01/30/2008 RATE 3.300	03/15/07	01/30/08	70,000.00	68,861.80 68,881.80	1,138.20 1,138.20	1,138.20 0.00
<b>Total</b>					<b>\$ 14,705,805.44</b>	<b>\$ 14,457,996.32 \$ 14,454,564.07</b>	<b>\$ 247,809.12 \$ 251,241.37</b>	<b>\$ 2,084.64 \$ 249,176.73</b>

Details of Long-Term Gain/(Loss) 2008

This section shows your sales of securities during the year. The "Sale Proceeds" column excludes any accrued income you may have received. In addition, although cash in lieu less than \$20 is not included on Form 1099-B (if applicable), it is included in this section. Please note, this material is being prepared for informational purposes only and should not be used for tax preparation without the assistance of your tax advisor. For additional information regarding this section see enclosed brochure.

Reference number	Quantity	Security Description	Opening Trade Date	Closing Trade Date	Sale Proceeds	Original Cost Adjusted Cost	Original Gain/(Loss) Adjusted Gain/(Loss)	Ordinary Income Capital Gain/(Loss)
125000100	110,000	AOL TIME WARNER INC BK/ENTRY-DTD 04/08/2002 DUE 05/01/2012 RATE 6.875 YTM 8.335	08/24/07	12/19/08	\$ 105,369.00	\$ 114,973.10 \$ 113,697.10	(\$ 9,604.10) (\$ 8,328.10)	\$ 0.00 (\$ 8,328.10)
125000500	130,000	FEDERAL HOME LOAN MTG CORP MEDIUM TERM NOTES-BK/ENTRY DTD 08/04/2005 DUE 08/04/2008 RATE 4.500	04/17/06	08/04/08	130,000.00	127,894.00 127,894.00	2,106.00 2,106.00	2,106.00 0.00
125000900	140,000	GENERAL ELEC CAP COR DTD 02/21/2001	03/27/07	05/21/08	147,508.20	145,367.60 143,871.00	2,140.60 3,637.20	0.00 3,637.20
	21,000	MATY 02/22/2011 DUE 02/22/2011 RATE 6.125	05/16/07		22,126.23	21,661.08 21,493.71	465.15 632.52	0.00 632.52
125001000	60,000	GOLDMAN SACHS GROUP INC BONDS DTD 1/16/01 DUE 01/15/2011 RATE 6.875 YTM 6.598	09/12/06	12/19/08	60,311.40	63,301.80 61,683.80	(2,990.40) (1,352.40)	0.00 (1,352.40)

2  
0  
0  
8  
  
Y  
E  
A  
R  
  
E  
N  
D  
  
S  
U  
M  
M  
A  
R  
Y

Ref 00009229 00080853

CITI GLOBAL IMPACT FUNDING

Account Number 692-17594-18 643

Details of Long Term Gain/(Loss) 2008 - continued

Reference number	Quantity	Security Description	Opening Trade Date	Closing Trade Date	Sale Proceeds	Original Cost Adjusted Cost	Original Gain/(Loss) Adjusted Gain/(Loss)	Ordinary Income Capital Gain/(Loss)
125001100	5,000	HOUSEHOLD FINANCE CO DTD 10/23/01	01/10/05	12/19/08	\$ 5,014.40	\$ 5,495.80	( \$ 481.20)	\$ 0.00
	10,000	DUE 10/15/2011 RATE 6.375 YTM 6.257	04/12/05		10,028.80	10,800.00	(771.20)	0.00
	35,000		03/15/06		35,100.80	36,576.40	(1,475.60)	0.00
	10,000		10/02/06		10,028.80	10,504.40	(475.60)	0.00
	5,000		10/26/06		5,014.40	5,221.70	(207.30)	0.00
	15,000		12/07/06		15,043.20	15,799.05	(755.85)	0.00
	35,000		01/22/07		35,100.80	36,553.30	(1,452.50)	0.00
	11,000		10/11/07		11,031.68	11,337.59	(305.91)	0.00
						11,243.54	(211.86)	(211.86)
125001200	10,000	HOUSEHOLD FIN CORP GLOBAL NOTE BOOK/ENTRY	02/15/05	12/15/08	10,000.00	10,013.60	(13.60)	0.00
	5,000	DD 12/10/03	11/14/05		5,000.00	4,872.85	127.15	127.15
	20,000	DUE 12/15/2008 RATE 4.125	02/22/06		20,000.00	19,450.20	549.80	549.80
					18,450.20	549.80	0.00	
125001300	65,000	INTL LEASE FIN CORP NOTES BOOK/ENTRY DD 6/13/06	07/18/06	09/16/08	41,600.00	64,569.05	(22,969.05)	0.00
	55,000	DUE 06/15/2011 RATE 5.750 YTM 24.545	04/04/07		35,200.00	64,569.05	(22,969.05)	(22,969.05)
					56,226.50	(21,026.50)	0.00	
						65,830.50	(20,630.50)	(20,630.50)
125001400	5,000	JP MORGAN CHASE & CO DTD 11/25/2002	01/10/05	12/19/08	5,002.20	5,283.25	(281.05)	0.00
	5,000	DUE 01/02/2013 RATE 5.750 YTM 5.737	02/10/05		5,002.20	5,156.45	(154.25)	(154.25)
	5,000		03/07/05		5,002.20	5,374.50	(372.30)	0.00
	10,000		11/14/05		10,004.40	5,207.95	(205.75)	(205.75)
	25,000		02/27/06		25,011.00	5,308.00	(305.80)	0.00
	5,000		03/24/06		5,002.20	5,172.90	(170.70)	(170.70)
	10,000		05/22/06		10,004.40	10,253.90	(249.50)	0.00
					10,155.10	(150.70)	(150.70)	
					25,673.25	(662.25)	0.00	
					25,425.75	(414.75)	(414.75)	
					5,100.05	(97.85)	0.00	
					5,064.00	(61.80)	(61.80)	
					10,026.50	(22.10)	0.00	
					10,017.50	(13.10)	(13.10)	

2  
0  
0  
8  
Y  
E  
A  
R  
E  
N  
D  
S  
U  
M  
M  
A  
R  
Y

Ref: 00009229 00080854

CITI GLOBAL IMPACT FUNDING  
Account Number 692-17594-18 643

Details of Long Term Gain/(Loss) 2008 continued

Reference number	Quantity	Security Description	Opening Trade Date	Closing Trade Date	Sale Proceeds	Original Cost Adjusted Cost	Original Gain/(Loss) Adjusted Gain/(Loss)	Ordinary Income Capital Gain/(Loss)
	50,000		03/15/07		\$ 50,022.00	\$ 51,388.50	(\$ 1,364.50)	\$ 0.00
	47,000		05/16/07		47,020.68	\$ 51,009.00	(\$ 987.00)	(\$ 987.00)
						48,073.95	(1,053.27)	0.00
						47,801.82	(781.14)	(781.14)
125001500	115,000	LEHMAN BROTHERS HOLD DTD 12/21/2006 DUE 01/14/2011 RATE 5.000 5.0000% DUE 01/14/2011	11/17/06	12/19/08	11,212.50	114,195.00	(102,982.50)	0.00
						114,185.00	(102,982.60)	(102,982.50)
125003200	195,000	US TSY INFLATION INDEX NTS CPI U NON SEASONALLY ADJ DUE 07/15/2017 RATE 2.625 2.6250% JJ-15 DUE 07/15/2017	11/07/07	11/21/08	190,403.61	208,370.99	(17,967.38)	0.00
						217,902.53	(27,488.92)	(27,488.92)
125003300	5,000	US TSY INFLATION INDEX NTS CPI U NON SEASONALLY ADJ	11/07/07	12/19/08	5,451.61	5,342.85	108.76	0.00
	120,000	DUE 07/15/2017 RATE 2.625	11/19/07		130,838.57	5,549.44	(87.83)	(97.83)
	100,000	2.6250% JJ-15 DUE 07/15/2017	11/30/07		109,032.14	129,962.30	876.27	0.00
						134,882.84	(3,854.07)	(3,854.07)
						109,655.95	(623.81)	0.00
						113,418.07	(4,383.93)	(4,383.93)
125006200	5,000	UNITED HEALTHCARE NOTES BOOK/ENTRY	01/05/05	01/30/08	5,000.00	4,914.55	85.45	85.45
	5,000	DD 12/3/03 DUE 01/30/2008 RATE 3.300	03/11/05		5,000.00	4,814.55	85.45	0.00
						4,861.90	138.10	138.10
						4,861.80	138.10	0.00
Total					\$ 1,322,487.42	\$ 1,504,401.26	(\$ 181,913.84)	\$ 3,006.50
						\$ 1,513,484.15	(\$ 190,978.73)	(\$ 193,983.23)

2  
0  
0  
8  
  
Y  
E  
A  
R  
  
E  
N  
D  
  
S  
U  
M  
M  
A  
R  
Y

Ref: 00009230 00080867

CITI GLOBAL IMPACT FUNDING  
Account Number 692-17596-16 643

**Details of Earnings 2008**

2  
0  
0  
8  
  
Y  
E  
A  
R  
  
E  
N  
D  
  
S  
U  
M  
M  
A  
R  
Y

**Dividends and Distributions, Section 1**

Amounts displayed for dividends include dividend reinvestments, money fund earnings, accrued dividends received and dividends exempt from Federal income tax.  
\*Total dividends\* includes both Qualified and non-qualified dividends received.  
\*Total capital gain distributions\* is a total of long term capital gain distributions, Unrecaptured Sec. 1250 gain and Section 1202 gain.

Reference number	Description	Total dividends	Qualified dividends	Short term capital gains	Total capital gain distributions	Unrecaptured Sec. 1250 gain	Section 1202 gain	Alternative minimum tax
160000100	ALLERGAN INC	\$ 1,230.90	\$ 1,230.90					
160000200	*** AMERICA MOVIL S.A.B DE CV SER L SPONS ADR	2,151.53	2,151.53					
160000300	CME GROUP INC CLASS A	4,892.40	4,892.40					
160000400	EXPEDITORS INTL OF WASH INC	556.00	556.00					
160000500	WESTERN ASSET MONEY MARKET FUND CLASS A	2,973.33						
160000600	LOWES COMPANIES INC	662.16	662.16					
160000700	MOODYS CORPORATION	2,059.40	2,059.40					
160000800	*** SCHLUMBERGER LTD	3,830.19	3,830.19					
160000900	STRYKER CORP	713.79	713.79					
160001000	VISA INC COM CL A	878.33	878.33					
160001100	WALGREEN CO NEW	418.48	418.48					
<b>Totals</b>		<b>\$ 20,366.51</b>	<b>\$ 17,393.18</b>					

**Details of Short-Term Gain (Loss) 2008**

This section shows your sales of securities during the year. The "Sale Proceeds" column excludes any accrued income you may have received. In addition, although cash in lieu less than \$20 is not included on Form 1099-B (if applicable), it is included in this section. Please note, this material is being prepared for informational purposes only and should not be used for tax preparation without the assistance of your tax advisor.

Reference number	Quantity	Security Description	Opening Trade Date	Closing Trade Date	Sale Proceeds	Cost	(Loss)	Gain
125000300	434	AMAZON COM INC FULL PRICE IS 87.67115200	01/03/08	08/14/08	\$ 38,049.06	\$ 42,083.81	(\$ 4,034.75)	
125001300	114	CERNER CORP	12/28/07	10/28/08	4,024.12	6,565.00	(2,540.88)	
	193		12/31/07		6,812.77	10,929.09	(4,116.32)	
	32		06/09/08		1,129.58	1,505.92	(376.34)	

Ref: 00009230 00080868

CITI GLOBAL IMPACT FUNDING  
Account Number 692-17596-16 643

Details of Short Term Gain/(Loss) 2008 - continued

Reference number	Quantity	Security Description	Opening Trade Date	Closing Trade Date	Sale Proceeds	Cost	(Loss)	Gain
125001900	210	EXPEDITORS INTL OF WASH INC	12/28/07	11/21/08	\$ 5,714.42	\$ 9,535.66	(\$ 3,821.24)	
	277		12/31/07		7,537.60	12,486.97	(4,949.37)	
	33		06/09/08		897.99	1,526.91	(628.92)	
125002300	219	GENENTECH INC	12/28/07	09/22/08	20,342.90	14,688.72		5,654.18
	301		12/31/07		27,959.88	20,243.51		7,716.37
	65		05/21/08		6,037.85	4,506.45		1,531.40
	114		06/09/08		10,589.48	8,421.07		2,168.39
125003400	.1644	JOHN BEAN TECHNOLOGIES CORP CASH IN LIEU OF .53600	07/31/07	07/31/08	2.12	1.64		.48
	.0076		08/15/07		.10	.07		.03
	.0129		12/28/07		.17	.18		.01
	.0256		12/31/07		.33	.32		.01
	.0989		01/23/08		1.28	.98		.30
	.0071		06/09/08		.09	.12		(.03)
	.142		07/14/08		1.83	2.26		(.43)
125003500	11 2244	JOHN BEAN TECHNOLOGIES CORP	08/15/07	08/07/08	138.14	106.03		32.11
	18.9951		12/28/07		233.77	237.54	(3.77)	
	37.5584		12/31/07		462.23	466.74	(4.51)	
	145 2691		01/23/08		1,787.82	1,448.59		339.23
	10.3609		06/09/08		127.51	175.99	(48.48)	
208,514	07/14/08	2,566.16	3,334.49	(768.33)				
125003600	453	LAS VEGAS SANDS CORP	11/13/07	08/14/08	23,965.83	52,532.10	(28,566.27)	
125003700	384	LOWES COMPANIES INC	12/28/07	03/18/08	8,182.76	8,794.52	(611.76)	
	415		12/31/07		8,843.34	9,437.64	(594.30)	
125004400	141	TEVA PHARMACEUTICAL INDS LTD ADR	12/28/07	02/04/08	6,438.21	6,570.18	(131.97)	
	134		12/31/07		6,118.59	6,237.03	(118.44)	
125004600	294	VISA INC COM CL A	03/20/08	08/14/08	21,991.95	17,995.86		3,996.09
125004700	114	WALGREEN CO NEW	12/28/07	04/16/08	4,079.17	4,413.77	(334.60)	
	204		12/31/07		7,299.58	7,785.21	(485.63)	
125004800	157	YAHOO INC	12/28/07	01/18/08	3,231.07	3,668.67	(437.60)	
	168		12/31/07		3,457.46	3,912.79	(455.33)	
<b>Total</b>					<b>\$ 228,025.14</b>	<b>\$ 259,615.81</b>	<b>(\$ 53,029.27)</b>	<b>\$ 21,438.60</b>

2  
0  
0  
8  
  
Y  
E  
A  
R  
  
E  
N  
D  
  
S  
U  
M  
M  
A  
R  
Y

Ref: 00009230 00080869

CITI GLOBAL IMPACT FUNDING  
Account Number 692-17596-16 643

Details of Long Term Gain (Loss) 2008

This section shows your sales of securities during the year. The "Sale Proceeds" column excludes any accrued income you may have received. In addition, although cash in lieu less than \$20 is not included on Form 1099-B (if applicable), it is included in this section. Please note, this material is being prepared for informational purposes only and should not be used for tax preparation without the assistance of your tax advisor.

Reference number	Quantity	Security Description	Opening Trade Date	Closing Trade Date	Sale Proceeds	Cost	(Loss)	Gain
125000100	19.2772 97.7228	ABRAXIS BIOSCIENCE INC NEW	04/20/06 04/28/06	08/14/08	\$ 1,425.83 7,228.03	\$ 934.93 5,083.82		\$ 490.90 2,144.21
125000200	210 404	ALLERGAN INC	05/30/06 08/25/06	08/14/08	11,862.60 22,821.38	9,961.35 22,911.65	(90.27)	1,901.25
125000400	42 202 177 177 1	AMERICA MOVIL S.A.B DE CV SER L SPONS ADR	08/28/06 08/28/06 08/28/06 08/28/06 08/28/06	04/11/08	2,654.31 12,765.98 11,186.02 11,186.02 63.19	1,588.02 7,637.64 6,692.39 6,692.39 37.81		1,066.29 5,128.32 4,493.63 4,493.63 25.38
125000500	202 203 203 254 356 102 77	AMERICA MOVIL S.A.B DE CV SER L SPONS ADR	08/28/06 08/28/06 08/28/06 08/28/06 08/28/06 08/31/06 10/31/06	07/11/08	10,072.95 10,122.82 10,122.82 12,665.99 17,752.34 5,086.34 3,839.70	7,637.64 7,675.45 7,675.45 9,603.77 13,460.40 3,889.95 3,217.06		2,435.31 2,447.37 2,447.37 3,062.22 4,291.94 1,196.39 622.64
125000600	278	AMERICA MOVIL S.A.B DE CV SER L SPONS ADR	10/31/06	08/14/08	14,000.28	11,614.84		2,385.44
125000700	204	APPLE INC	08/25/06	08/14/08	36,667.16	13,953.82		22,713.34
125000800	2,231	BROADCOM CORP CL A	12/07/06	07/29/08	53,763.67	76,870.44	(23,106.77)	
125000900	478 64	BROADCOM CORP CL A	12/07/06 12/22/06	08/14/08	12,930.77 1,731.32	16,469.78 2,032.67	(3,539.01) (301.35)	
125001000	69	CME GROUP INC CLASS A	04/28/06	08/14/08	23,998.06	31,948.42	(7,950.36)	
125001100	209	CERNER CORP	03/28/07	08/14/08	10,036.33	11,659.96	(1,623.63)	
125001200	674	CERNER CORP	03/28/07	10/27/08	23,296.27	37,601.99	(14,305.72)	
125001300	612 194	CERNER CORP	03/28/07 03/30/07	10/28/08	21,603.17 6,848.06	34,143.05 10,588.58	(12,539.88) (3,740.52)	
125001400	1,918	EMC CORP-MASS	07/13/07	08/14/08	28,641.32	36,547.11	(7,905.79)	
125001500	4,578 500	EMC CORP-MASS	07/13/07 10/22/07	12/05/08	46,756.22 5,106.62	87,232.87 11,236.40	(40,476.65) (6,129.78)	

2  
0  
0  
8  
  
Y  
E  
A  
R  
  
E  
N  
D  
  
S  
U  
M  
M  
A  
R  
Y



Ref: 00009230 00080870

CITI GLOBAL IMPACT FUNDING  
Account Number 692-17596-16 643

Details of Long Term Gain (Loss) 2008 - continued

2  
0  
0  
8  
  
Y  
E  
A  
R  
  
E  
N  
D  
  
S  
U  
M  
M  
A  
R  
Y

Reference number	Quantity	Security Description	Opening Trade Date	Closing Trade Date	Sale Proceeds	Cost	(Loss)	Gain
125001600	58	EXPEDITORS INTL OF WASH INC	03/02/07	08/14/08	\$ 2,107.80	\$ 2,651.15	(\$ 543.35)	
	126		03/02/07		4,579.00	5,751.36	(1,172.36)	
125001700	628	EXPEDITORS INTL OF WASH INC TRADE AS OF 11/19/08	03/02/07	11/19/08	18,274.12	28,665.50	(10,391.38)	
125001800	1,175	EXPEDITORS INTL OF WASH INC	03/02/07	11/20/08	32,486.67	53,633.70	(21,137.03)	
125001900	883	EXPEDITORS INTL OF WASH INC	03/02/07	11/21/08	24,027.79	40,305.15	(16,277.36)	
	118		03/09/07		3,210.86	5,277.83	(2,066.87)	
125002000	210	FMC TECHNOLOGIES INC	07/30/07	08/14/08	11,336.78	9,192.35		2,144.43
125002100	188	GENENTECH INC	04/28/06	04/11/08	14,447.30	14,989.16	(541.86)	
	377		05/09/06		28,971.45	30,315.70	(1,344.25)	
	459		05/30/06		35,272.94	37,541.20	(2,268.26)	
	165		10/31/06		12,679.82	13,832.38	(1,152.56)	
125002200	243	GENENTECH INC	10/31/06	08/14/08	24,018.22	20,371.32		3,646.90
125002300	45	GENENTECH INC	10/31/06	09/22/08	4,180.05	3,772.47		407.58
	496		12/22/06		46,073.43	39,891.49		6,181.94
	467		12/27/06		43,379.62	37,333.57		6,046.05
	818		01/05/07		75,984.00	68,357.32		7,626.68
	94		01/11/07		8,731.66	8,098.10		633.56
125002400	312	GENZYME CORP	01/11/06	08/14/08	25,512.10	23,080.86		2,431.24
	12		01/12/06		981.23	866.05		115.18
	108		04/20/06		8,831.11	6,517.53		2,313.58
125002500	207	GENZYME CORP	04/20/08	11/06/08	14,604.13	12,491.93		2,112.20
125002600	2	GENZYME CORP	04/20/06	12/05/08	126.26	120.70		5.56
	132		04/26/06		8,332.97	7,923.96		409.01
	222		04/28/06		14,014.53	13,442.03		572.50
125002700	60	GOOGLE INC	05/09/06	08/14/08	30,282.13	23,696.78		6,585.35
	48	CLASS A	05/30/06		24,225.70	18,164.91		6,060.79
125002800	87	GOOGLE INC CLASS A	05/30/06	11/06/08	28,768.99	32,923.90	(4,154.91)	
125002900	6	GOOGLE INC	05/30/06	11/13/08	1,704.77	2,270.61	(565.84)	
	14	CLASS A	10/31/06		3,977.79	6,741.82	(2,764.03)	
125003000	178	INTERCONTINENTALEXCHANGE INC	07/19/06	08/14/08	15,355.97	10,305.36		5,050.61
125003100	70	INTUITIVE SURGICAL INC	08/07/06	08/14/08	21,358.98	6,745.41		14,613.57
125003200	15	INTUITIVE SURGICAL INC	08/07/06	11/13/08	2,334.60	1,445.44		889.16
125003300	183.5	IRON MTN INC (DEL)	04/26/06	08/14/08	5,404.22	4,807.96		596.26
	20.5		04/28/06		603.74	534.91		68.83

Ref: 00009230 00080871

CITI GLOBAL IMPACT FUNDING  
Account Number 692-17596-16 643

Details of Long Term Gain (Loss) 2008 - continued

Reference number	Quantity	Security Description	Opening Trade Date	Closing Trade Date	Sale Proceeds	Cost	(Loss)	Gain
125003400	.0775	JOHN BEAN TECHNOLOGIES CORP CASH IN LIEU OF .53600	07/30/07	07/31/08	\$ 1.00	\$ 76		\$ 24
125003500	113.7545 241.3236	JOHN BEAN TECHNOLOGIES CORP	07/30/07 07/31/07	08/07/08	1,399.97 2,969.95	1,124.99 2,418.86		274.98 551.09
125003700	229 414 1,096 298 1,200 721 1,056 824 1,188 452	LOWES COMPANIES INC	04/20/06 04/26/06 04/28/06 05/09/06 05/30/06 10/31/06 12/22/06 12/27/06 01/05/07 01/11/07	03/18/08	4,879.82 8,822.04 23,354.95 6,350.18 25,571.12 15,363.98 22,502.58 17,558.83 25,315.41 9,831.79	7,296.42 13,146.69 34,688.40 9,772.75 36,588.00 21,867.93 31,995.64 25,667.60 37,987.01 14,825.60	(2,416.60) (4,324.65) (11,333.45) (3,422.59) (11,016.88) (6,503.95) (9,493.06) (8,108.77) (12,671.60) (5,193.81)	
125003800	198 252	MOODYS CORPORATION	04/28/06 05/09/06	08/14/08	7,615.34 9,692.24	12,296.47 14,147.68	(4,681.13) (4,455.42)	
125003900	629	NATIONAL OILWELL VARCO INC	06/14/07	08/14/08	44,699.31	32,951.42		11,747.89
125004000	277	SALESFORCE.COM INC	02/14/07	08/14/08	18,656.67	13,776.71		4,880.96
125004100	332	SCHLUMBERGER LTD	11/20/06	08/14/08	31,322.53	20,997.41		10,325.12
125004200	1,249 143	STARBUCKS CORP	01/11/06 04/20/06	08/14/08	20,922.88 2,395.49	38,724.87 5,588.20	(17,801.99) (3,192.71)	
125004300	190	STRYKER CORP	01/11/06	08/14/08	12,684.70	9,101.29		3,583.41
125004400	7 235 850 1,032 238 615	TEVA PHARMACEUTICAL INDS LTD ADR	05/30/06 10/31/06 12/22/06 12/27/06 01/05/07 01/11/07	02/04/08	319.63 10,730.36 38,811.93 47,122.25 10,867.34 28,081.57	260.57 7,622.70 26,618.60 32,694.28 7,620.76 20,233.50		59.06 3,107.66 12,193.33 14,427.97 3,246.58 7,848.07
125004500	24 319	VARIAN MEDICAL SYSTEMS INC	05/30/06 08/21/06	08/14/08	1,541.08 20,483.51	1,127.94 16,623.38		413.14 3,860.13
125004700	291 383 269 534 655 152 541 584	WALGREEN CO NEW	01/11/06 04/20/06 04/28/06 05/09/06 05/30/06 10/31/06 12/22/06 12/27/06	04/16/08	10,412.62 13,704.58 9,625.41 19,107.69 23,437.34 5,438.89 19,358.17 20,896.80	12,614.53 16,522.12 11,269.73 22,478.41 26,704.15 6,595.28 25,479.53 26,841.57	(2,201.91) (2,817.54) (1,644.32) (3,370.72) (3,266.81) (1,156.39) (6,121.36) (5,944.77)	

2  
0  
0  
8  
  
Y  
E  
A  
R  
  
E  
N  
D  
  
S  
U  
M  
M  
A  
R  
Y

Ref: 00009230 00080872

CITI GLOBAL IMPACT FUNDING  
Account Number 692-17596-16 643

2  
0  
0  
8  
  
Y  
E  
A  
R  
  
E  
N  
D  
  
S  
U  
M  
M  
A  
R  
Y

**Details of Long Term Gain (Loss) 2008 - continued**

Reference number	Quantity	Security Description	Opening Trade Date	Closing Trade Date	Sale Proceeds	Cost	(Loss)	Gain
	443		01/05/07		\$ 15,851.51	\$ 20,293.83	(\$ 4,442.32)	
	235		01/11/07		8,408.82	10,784.15	(2,375.33)	
125004800	95	YAHOO INC	04/28/06	01/18/08	1,955.11	3,154.53	(1,199.42)	
	450		05/09/06		9,261.04	14,688.90	(5,427.86)	
	1,007		05/30/06		20,724.15	32,535.97	(11,811.82)	
	124		10/31/06		2,551.93	3,263.63	(711.70)	
	821		12/22/06		16,896.25	21,014.97	(4,118.72)	
	825		12/27/06		16,978.57	21,103.25	(4,124.68)	
	846		01/05/07		17,410.75	22,888.19	(5,477.44)	
	280		01/11/07		5,762.42	8,114.15	(2,351.73)	
<b>Total</b>					<b>\$ 1,739,878.88</b>	<b>\$ 1,892,771.86</b>	<b>(\$ 359,271.24)</b>	<b>\$ 206,376.24</b>

**Details of Deposits and Withdrawals 2008**

This section reflects any deposits or withdrawals made to your account during the year.

**Deposits**

Reference number	Date	Description	Amount
210000100	05/20/08	FROM 692-17606-01 TO 692-17596-01	\$ 200,000.00
<b>Total</b>			<b>\$ 400,000.00</b>

Reference number	Date	Description	Amount
210000200	06/06/08	FROM 692-17606-01 TO 692-17596-01	\$ 200,000.00

**Withdrawals**

Reference number	Date	Description	Referral number	Amount
220000100	12/29/08	WESTERN ASSET MONEY MARKET FUND CLASS A FROM 692-17596-01 TO 692-72495-01		\$ 576.15
220000300	04/30/08	CONSULTING & ADVISORY SERVICES FROM 01/01/08 TO 03/31/08		8,481.09
220000500	08/19/08	FROM 692-17596-01 TO 692-17606-01		600,000.00

Reference number	Date	Description	Referral number	Amount
220000200	01/18/08	CONSULTING & ADVISORY SERVICES FROM 10/01/07 TO 12/31/07		\$ 10,003.12
220000400	07/18/08	CONSULTING & ADVISORY SERVICES FROM 04/01/08 TO 06/30/08		9,229.49
220000600	10/17/08	CONSULTING & ADVISORY SERVICES FROM 07/01/08 TO 09/30/08		7,962.07

Ref: 00009231 00080879

CITI GLOBAL IMPACT FUNDING  
Account Number 692-17597-15 643

Details of Short Term Gain (Loss) 2008

This section shows your sales of securities during the year. The "Sale Proceeds" column excludes any accrued income you may have received. In addition, although cash in lieu less than \$20 is not included on Form 1099-B (if applicable), it is included in this section. Please note, this material is being prepared for informational purposes only and should not be used for tax preparation without the assistance of your tax advisor.

Reference number	Quantity	Security Description	Opening Trade Date	Closing Trade Date	Sale Proceeds	Cost	(Loss)	Gain
125000400	400	SEAGATE TECHNOLOGY	12/28/07	11/12/08	\$ 1,953.59	\$ 10,337.40	(\$ 8,383.81)	
	300	-USD	12/31/07		1,465.19	7,696.98	(6,231.79)	
	45		01/03/08		219.78	1,100.25	(880.47)	
125000500	855	SEAGATE TECHNOLOGY	01/03/08	11/13/08	3,984.79	20,904.75	(16,919.96)	
	1,100	-USD	05/21/08		5,126.62	22,477.73	(17,351.11)	
125001500	100	ANHEUSER-BUSCH COMPANIES INC	12/31/07	07/14/08	6,708.67	5,254.39		1,454.28
	300		01/03/08		20,126.02	15,798.00		4,328.02
125001700	100	CATERPILLAR INC	11/28/07	08/14/08	7,002.05	7,109.41	(107.36)	
	300		12/04/07		21,006.15	21,534.72	(528.57)	
125002200	200	COCA-COLA CO	12/31/07	06/05/08	11,416.32	12,304.00	(887.68)	
	200		01/03/08		11,416.31	12,342.00	(925.69)	
125002600	800	DUKE REALTY CORP	12/28/07	01/23/08	18,262.60	21,058.72	(2,796.12)	
	200		12/31/07		4,565.65	5,240.06	(674.41)	
	700		01/03/08		15,879.78	17,184.02	(1,204.24)	
125002700	.0107	FAIRPOINT COMMUNICATIONS INC	12/31/07	04/01/08	.08	.11	(.03)	
	.0163	CASH IN LIEU OF .21097	01/03/08		.11	.16	(.05)	
		RECORD 03/07/08 PAY 03/31/08 FROM: 92343V104000 (SPINOFF)						
125002800	3,7611	FAIRPOINT COMMUNICATIONS INC	12/31/07	04/29/08	34.24	38.33	(4.09)	
	5 6418		01/03/08		51.37	56.74	(5.37)	
125003300	320	GANNETT CO INC	01/03/08	09/15/08	5,271.87	11,664.00	(6,392.13)	
125003400	380	GANNETT CO INC	01/03/08	09/16/08	6,093.45	13,851.00	(7,757.55)	
125003600	1,200	HALLIBURTON CO HOLDINGS CO	01/07/08	07/22/08	55,316.09	44,266.68		11,049.41
	500		01/11/08		23,048.37	18,027.20		5,021.17
125003700	200	HOME DEPOT INC	11/05/07	06/25/08	5,109.97	5,962.96	(852.99)	
	300		11/14/07		7,664.95	8,811.12	(1,146.17)	
125003800	1,400	HOME DEPOT INC	11/14/07	08/14/08	37,939.92	41,118.56	(3,178.64)	
125003900	955	HOME DEPOT INC	11/30/07	09/17/08	24,947.71	27,265.82	(2,318.11)	
	945		12/03/07		24,686.47	27,333.09	(2,646.62)	
125004000	100	HOME DEPOT INC	12/03/07	09/18/08	2,565.20	2,892.39	(327.19)	
	400		12/18/07		10,260.82	10,352.32	(91.50)	

2  
0  
0  
8  
  
Y  
E  
A  
R  
  
E  
N  
D  
  
S  
U  
M  
M  
A  
R  
Y

Ref. 00009231 00080880

CITI GLOBAL IMPACT FUNDING  
Account Number 692-17597-15 643

2  
0  
0  
8  
  
Y  
E  
A  
R  
  
E  
N  
D  
  
S  
U  
M  
M  
A  
R  
Y

Details of Short Term Gain (Loss) 2008 - continued

Reference number	Quantity	Security Description	Opening Trade Date	Closing Trade Date	Sale Proceeds	Cost	(Loss)	Gain
125004100	1,305	HOME DEPOT INC	12/18/07	09/22/08	\$ 34,397.52	\$ 33,774.44		\$ 623.08
	400		12/31/07		10,543.30	10,860.00	(316.70)	
	95		01/03/08		2,504.03	2,466.70		47.33
125004200	505	HOME DEPOT INC	01/03/08	09/24/08	12,479.69	13,059.30	(579.61)	
	510		01/15/08		12,603.25	12,945.59	(342.34)	
	85		01/16/08		2,100.54	2,204.67	(104.13)	
125004300	1,100	INTEL CORP	01/31/08	06/25/08	25,123.85	23,127.72		1,996.13
125004400	400	KEYCORP -NEW	12/28/07	07/30/08	4,445.53	9,469.28	(5,023.75)	
	300		12/31/07		3,334.15	7,093.68	(3,759.53)	
	600		01/03/08		6,668.30	13,588.20	(6,919.90)	
	20		06/09/08		222.30	332.98	(110.68)	
125004500	1,825	KEYCORP -NEW	06/09/08	08/04/08	19,287.22	30,384.24	(11,097.02)	
125004600	555	KEYCORP -NEW	06/09/08	08/05/08	5,943.95	9,240.14	(3,296.19)	
125006100	500	MERRILL LYNCH & CO INC	06/21/07	01/15/08	26,768.34	43,190.20	(16,421.86)	
	600		06/25/07		32,122.01	50,146.08	(18,024.07)	
	700		06/28/07		37,475.67	60,322.43	(22,846.76)	
125005200	600	MERRILL LYNCH & CO INC	07/05/07	01/18/08	29,723.85	50,321.04	(20,597.19)	
125005300	100	MERRILL LYNCH & CO INC	07/05/07	01/23/08	5,588.26	8,386.84	(2,798.58)	
	400		12/28/07		22,353.06	21,273.88		1,079.18
	100		12/31/07		5,588.26	5,400.00		188.26
	300		01/03/08		16,764.80	15,555.00		1,209.80
125005800	200	NORFOLK SOUTHERN CORP	12/28/07	06/09/08	13,009.39	10,189.14		2,820.25
	100		12/31/07		6,504.69	5,060.49		1,444.20
	300		01/03/08		19,514.08	14,610.00		4,904.08
125006100	195	PETROBRAS	04/13/07	01/03/08	22,815.12	10,240.41		12,574.71
	270	TRADE AS OF 01/03/08	04/18/07		31,590.16	14,131.79		17,458.37
125006200	235	PETROBRAS	04/18/07	01/04/08	25,949.80	12,299.89		13,650.01
125006300	695	PETROBRAS	04/18/07	01/08/08	78,186.16	36,376.26		41,809.90
125006500	605	PHILIP MORRIS INTL INC	04/25/07	04/10/08	29,697.23	29,466.22		231.01
125006600	595	PHILIP MORRIS INTL INC	04/25/07	04/16/08	29,158.28	28,979.17		179.11
	100		12/31/07		4,900.55	5,267.84	(367.29)	
	200		01/03/08		9,801.11	10,504.94	(703.83)	
125006800	5	REGIONS FINANCIAL CORP (NEW)	12/28/07	07/30/08	48.14	117.96	(69.82)	
125006900	1,795	REGIONS FINANCIAL CORP (NEW)	12/28/07	08/04/08	16,612.45	42,346.38	(25,733.93)	
	500		12/31/07		4,627.42	11,878.90	(7,251.48)	

Ref: 00009231 00080881

CITI GLOBAL IMPACT FUNDING  
Account Number 692-17597-15 643

**Details of Short Term Gains (Loss) 2008 (continued)**

Reference number	Quantity	Security Description	Opening Trade Date	Closing Trade Date	Sale Proceeds	Cost	(Loss)	Gain
	1,200		01/03/08		\$ 11,105.82	\$ 27,984.00	(\$ 16,878.18)	
	405		05/21/08		3,748.21	7,654.50	(3,906.29)	
125007000	2,295	REGIONS FINANCIAL CORP (NEW)	05/21/08	08/06/08	22,346.75	43,375.50	(21,028.75)	
	1,505		06/09/08		14,654.40	21,482.22	(6,827.82)	
125007100	3,895	REGIONS FINANCIAL CORP (NEW)	06/09/08	08/13/08	32,973.32	55,596.84	(22,623.52)	
125007700	100	SEMPRA ENERGY	12/31/07	03/11/08	5,242.64	6,198.62	(955.98)	
	300		01/03/08		15,727.93	18,273.00	(2,545.07)	
125007800	600	3M COMPANY	05/16/08	11/13/08	35,350.90	46,991.82	(11,640.92)	
	150		05/29/08		8,837.73	11,613.21	(2,775.48)	
125008000	600	WACHOVIA CORP 2ND NEW	12/28/07	06/27/08	10,148.58	22,872.00	(12,723.42)	
	120		01/03/08		2,029.73	4,408.60	(2,378.87)	
125008100	480	WACHOVIA CORP 2ND NEW	01/03/08	07/01/08	7,151.81	17,634.38	(10,482.57)	
	120		05/21/08		1,787.95	3,070.80	(1,282.85)	
125008200	1,100	WACHOVIA CORP 2ND NEW	05/21/08	07/08/08	15,428.09	28,149.00	(12,722.91)	
125008300	480	WACHOVIA CORP 2ND NEW	05/21/08	07/14/08	5,073.95	12,283.20	(7,209.25)	
	320		06/09/08		3,382.84	6,067.20	(2,684.56)	
125008400	1,980	WACHOVIA CORP 2ND NEW	06/09/08	07/16/08	18,657.63	37,540.80	(18,883.17)	
125008500	900	WASTE MGMT INC DEL	01/14/08	06/25/08	34,931.59	28,807.20		6,124.39
125008600	500	WELLS FARGO & CO NEW	07/16/08	08/14/08	14,900.86	12,570.00		2,330.86
125008700	20	WHIRLPOOL CORP	12/04/07	08/14/08	1,655.39	1,623.90		31.49
	380		12/05/07		31,452.42	31,441.20		11.22
125008900	500	WYETH	11/08/07	06/25/08	23,594.86	23,042.00		552.86
125009000	1,100	XEROX CORP	06/23/08	08/14/08	15,345.13	15,033.37		311.76
<b>Total</b>					<b>\$ 1,276,203.03</b>	<b>\$ 1,630,298.07</b>	<b>(\$ 385,526.92)</b>	<b>\$ 131,430.88</b>

2  
0  
0  
8  
  
Y  
E  
A  
R  
  
E  
N  
D  
  
S  
U  
M  
M  
A  
R  
Y

Ref. 00009231 00080882

CITI GLOBAL IMPACT FUNDING

Account Number 692-17597-15 643

Details of Long-Term Gain (Loss) 2008

This section shows your sales of securities during the year. The "Sale Proceeds" column excludes any accrued income you may have received. In addition, although cash in lieu less than \$20 is not included on Form 1099-B (if applicable), it is included in this section. Please note, this material is being prepared for informational purposes only and should not be used for tax preparation without the assistance of your tax advisor.

2  
0  
0  
8  
  
Y  
E  
A  
R  
  
E  
N  
D  
  
S  
U  
M  
M  
A  
R  
Y

Reference number	Quantity	Security Description	Opening Trade Date	Closing Trade Date	Sale Proceeds	Cost	(Loss)	Gain
125000100	50	SEAGATE TECHNOLOGY	04/27/05	10/28/08	\$ 321.89	\$ 904.15	(\$ 582.26)	
	1,150	-USD	08/30/05		7,403.54	18,699.00	(11,295.46)	
125000200	50	SEAGATE TECHNOLOGY	08/30/05	11/03/08	353.96	813.00	(459.04)	
	265	-USD	09/22/05		1,876.00	3,913.62	(2,037.62)	
125000300	635	SEAGATE TECHNOLOGY	09/22/05	11/04/08	4,818.62	9,377.91	(4,558.29)	
	500	-USD	01/06/06		3,794.98	10,635.00	(6,840.02)	
	700		01/11/06		5,312.97	16,191.00	(10,878.03)	
	300		05/09/06		2,276.99	7,944.00	(5,667.01)	
	650		05/30/06		4,933.47	15,307.50	(10,374.03)	
125000400	250	SEAGATE TECHNOLOGY	05/30/06	11/12/08	1,220.99	5,887.50	(4,666.51)	
	1,000	-USD	01/05/07		4,883.97	28,040.60	(21,156.63)	
125000600	195	ALTRIA GROUP INC	01/11/06	08/14/08	4,182.80	3,465.61		717.19
	400		04/28/06		8,580.11	6,796.75		1,783.36
	100		05/09/06		2,145.03	1,716.84		428.19
	100		05/30/06		2,145.03	1,661.41		483.62
	105		04/25/07		2,252.28	2,244.26		8.02
125000700	210	ANADARKO PETROLEUM CORP	12/27/06	01/07/08	13,101.48	9,229.50		3,871.98
125000800	290	ANADARKO PETROLEUM CORP	12/27/06	01/08/08	18,311.01	12,745.50		5,565.51
125000900	700	ANADARKO PETROLEUM CORP	12/27/06	01/14/08	44,999.02	30,765.00		14,234.02
125001000	300	ANADARKO PETROLEUM CORP	12/27/06	01/23/08	16,152.11	13,185.00		2,967.11
	300		01/05/07		16,152.12	12,384.00		3,768.12
125001100	300	ANADARKO PETROLEUM CORP	01/08/07	01/25/08	17,076.74	12,387.66		4,689.08
	400		01/11/07		22,768.99	16,182.08		6,586.91
125001200	600	ANHEUSER-BUSCH COMPANIES INC	01/05/06	06/20/08	36,576.15	25,860.00		10,716.15
	100		01/06/06		6,096.03	4,396.00		1,700.03
	200		01/10/06		12,192.05	8,633.44		3,558.61
	400		01/11/06		24,384.10	17,232.00		7,152.10
125001300	200	ANHEUSER-BUSCH COMPANIES INC	01/11/06	06/26/08	12,356.09	8,616.00		3,740.09
	200		04/28/06		12,356.09	8,924.00		3,432.09
	200		05/09/06		12,356.09	9,390.00		2,966.09
	200		12/27/06		12,356.09	9,840.00		2,516.09
125001400	100	ANHEUSER-BUSCH COMPANIES INC	12/27/06	07/03/08	6,150.61	4,920.00		1,230.61
	200		01/05/07		12,301.23	9,774.00		2,527.23

Ref: 00009231 00080883

CITI GLOBAL IMPACT FUNDING  
Account Number 692-17597-15 643

Details on Long Term Gain (Loss) 2008 *continued*

Reference number	Quantity	Security Description	Opening Trade Date	Closing Trade Date	Sale Proceeds	Cost	(Loss)	Gain	
125001500	100	ANHEUSER-BUSCH COMPANIES INC	01/05/07	07/14/08	\$ 6,708.67	\$ 4,887.00		\$ 1,821.67	
	400		01/11/07		26,834.69			19,888.00	6,946.69
125001600	200	BLACK & DECKER CORPORATION	07/12/07	08/14/08	13,003.58	18,851.08	(5,847.50)		
125001800	195	CHEVRON CORP	01/05/06	12/10/08	15,282.94	11,327.55		3,955.39	
	5		01/06/06		391.87			295.75	96.12
125001900	100	COCA-COLA CO	03/17/06	05/14/08	5,642.42	4,267.71		1,374.71	
	400		03/21/06		22,569.67			17,064.64	5,505.03
125002000	120	COCA-COLA CO	03/21/06	05/21/08	6,858.17	5,119.39		1,738.78	
	465		03/22/06		26,575.39			19,946.31	6,629.08
	15		03/23/06		857.27			641.60	215.67
	200		04/28/06		11,430.27			8,390.00	3,040.27
125002100	200	COCA-COLA CO	04/28/06	05/29/08	11,449.31	8,390.00		3,059.31	
	100		05/09/06		5,724.66			4,353.00	1,371.66
	400		01/05/07		22,898.63			19,308.00	3,590.63
125002200	100	COCA-COLA CO	01/05/07	06/05/08	5,708.16	4,827.00		881.16	
	300		01/11/07		17,124.47			14,628.00	2,496.47
125002300	200	CONOCOPHILLIPS	03/02/06	08/14/08	15,861.11	12,528.42		3,332.69	
125002400	65	DOW CHEMICAL CO	05/09/06	08/14/08	2,265.22	2,776.80	(511.58)		
	400		06/30/06		13,939.80			15,803.16	(1,863.36)
	135		12/27/06		4,704.68			5,405.40	(700.72)
125002500	715	DUKE REALTY CORP	02/23/05	01/10/08	15,832.22	22,516.18	(6,683.96)		
	150		05/26/05		3,321.44			4,582.35	(1,260.91)
	300		09/22/05		6,642.89			9,935.70	(3,292.81)
	900		01/05/06		19,928.66			31,376.95	(11,448.29)
	100		01/06/06		2,214.30			3,525.06	(1,310.76)
	100		01/10/06		2,214.30			3,588.90	(1,374.60)
	700		01/11/06		15,500.07			24,954.30	(9,454.23)
	500		04/28/06		11,071.48			17,664.50	(6,593.02)
	300		05/09/06		6,642.89			10,828.78	(4,185.89)
	300		05/30/06		6,642.89			10,175.70	(3,532.81)
	500		12/27/06		11,071.48			20,492.60	(9,421.12)
	300		01/05/07		6,642.89			12,047.94	(5,405.05)
	135		01/08/07		2,989.29			5,459.40	(2,470.11)
125002600	165	DUKE REALTY CORP	01/08/07	01/23/08	3,766.66	6,672.60	(2,905.94)		
125002700	.0072	FAIRPOINT COMMUNICATIONS INC	12/28/05	04/01/08	.05	.05			
	0375	CASH IN LIEU OF .21097	01/05/06		.28	.27		.01	
	0107	RECORD 03/07/08 PAY 03/31/08	01/06/06		.08	.07		.01	
	.0107	FROM: 92343V104000 (SPINOFF)	01/10/06		.08	.08			

2  
0  
0  
8  
  
Y  
E  
A  
R  
  
E  
N  
D  
  
S  
U  
M  
M  
A  
R  
Y



Ref: 00009231 00080884

CITI GLOBAL IMPACT FUNDING

Account Number 692-17597-15 643

Details of Long Term Gain (Loss) 2008 - continued

Reference number	Quantity	Security Description	Opening Trade Date	Closing Trade Date	Sale Proceeds	Cost	(Loss)	Gain
	.0375		01/11/06		\$.28	\$.27		\$.01
	.0161		04/28/06		.12	.12		
	.0214		05/09/06		.16	.16		
	.0214		05/30/06		.16	.15		.01
	.0214		01/08/07		.16	.18	(.02)	
125002800	2.5388	FAIRPOINT COMMUNICATIONS INC	12/28/05	04/29/08	23.12	17.21		5.91
	13.1639		01/05/06		119.85	92.99		26.86
	3.7811		01/06/06		34.24	26.31		7.93
	3.7611		01/10/06		34.24	26.62		7.62
	13.1639		01/11/06		119.85	94.29		25.56
	5.6417		04/28/06		51.37	41.66		9.71
	7.5222		05/09/06		68.49	55.19		13.30
	7.5222		05/30/06		68.49	52.05		16.44
	7.5222		01/08/07		68.49	64.26		4.23
125002900	1,000	GANNETT CO INC	05/11/07	08/25/08	17,334.80	58,320.30	(40,985.50)	
	285		05/21/07		4,940.42	16,867.87	(11,927.45)	
125003000	145	GANNETT CO INC	05/21/07	08/26/08	2,491.17	8,581.90	(6,090.73)	
	170		05/25/07		2,920.68	9,964.02	(7,043.34)	
125003100	300	GANNETT CO INC	05/25/07	08/29/08	5,493.72	17,583.57	(12,089.85)	
	440		06/04/07		8,057.45	26,260.04	(18,202.59)	
	260		06/05/07		4,761.22	15,477.72	(10,716.50)	
	100		06/07/07		1,831.24	5,806.54	(3,975.30)	
125003200	200	GANNETT CO INC	06/07/07	09/09/08	3,664.30	11,613.08	(7,948.78)	
	600		06/13/07		10,992.89	34,801.38	(23,808.49)	
125003300	500	GANNETT CO INC	06/13/07	09/15/08	8,237.30	29,001.15	(20,763.85)	
125003500	190	GLAXOSMITHKLINE PLC SP ADR	12/27/06	08/14/08	9,058.58	9,997.80	(939.22)	
	300		01/08/07		14,303.02	15,813.00	(1,509.98)	
	300		01/11/07		14,303.02	15,936.00	(1,632.98)	
	1,110		05/30/07		52,921.17	58,242.59	(5,321.42)	
125004400	280	KEYCORP -NEW	12/28/05	07/30/08	3,111.87	9,312.05	(6,200.18)	
	1,400		01/05/06		15,559.37	47,628.00	(32,068.63)	
	300		01/06/06		3,334.15	10,200.00	(6,865.85)	
	400		01/10/06		4,445.53	13,552.00	(9,106.47)	
	1,500		01/11/06		16,670.76	50,565.00	(33,894.24)	
	700		05/09/06		7,779.69	26,166.00	(18,386.31)	
	600		05/30/06		6,668.30	21,345.56	(14,677.26)	
	400		01/05/07		4,445.53	14,921.76	(10,476.23)	
	600		01/11/07		6,668.30	22,566.00	(15,897.70)	

2008 YEAR END SUMMARY

Ref: 00009231 00080885

CITI GLOBAL IMPACT FUNDING

Account Number 692-17597-15 643

Details of Long Term Gain/(Loss) 2008 - continued

2  
0  
0  
8  
  
Y  
E  
A  
R  
  
E  
N  
D  
  
S  
U  
M  
M  
A  
R  
Y

Reference number	Quantity	Security Description	Opening Trade Date	Closing Trade Date	Sale Proceeds	Cost	(Loss)	Gain
125004700	220	KIMBERLY CLARK CORP	12/28/05	11/13/08	\$ 12,382.70	\$ 13,321.00	(\$ 938.30)	
	400		01/05/06		22,514.00	23,946.36	(1,432.36)	
	200		01/10/06		11,257.00	12,084.00	(827.00)	
	30		01/11/06		1,688.54	1,836.90	(148.36)	
125004800	495	KRAFT FOODS INC CLASS A	04/24/07	11/13/08	13,144.70	16,508.00	(3,363.30)	
	1,355		05/02/07		35,981.96	45,418.92	(9,436.96)	
125004900	250	MATTEL INC DE	12/14/05	06/25/08	4,609.97	4,226.70		383.27
	850		12/28/05		11,985.93	10,385.32		1,600.61
	100		01/05/06		1,843.99	1,560.00		283.99
125005000	1,600	MATTEL INC DE	01/05/06	08/14/08	34,255.80	24,960.00		9,295.80
125005400	500	NORFOLK SOUTHERN CORP	03/14/07	05/16/08	32,047.71	23,846.40		8,201.31
	90		03/22/07		5,768.59	4,483.72		1,274.87
125005500	910	NORFOLK SOUTHERN CORP	03/22/07	05/19/08	58,967.93	45,436.48		13,531.45
125005600	300	NORFOLK SOUTHERN CORP	03/22/07	05/28/08	19,097.68	14,979.08		4,118.62
	400		04/02/07		25,463.58	20,288.84		5,174.74
125005700	600	NORFOLK SOUTHERN CORP	04/02/07	06/03/08	39,624.79	30,433.26		9,191.53
125005800	100	NORFOLK SOUTHERN CORP	04/02/07	06/09/08	6,504.69	5,072.21		1,432.48
125005900	100	OCCIDENTAL PETROLEUM CORP-DEL	05/30/06	07/22/08	7,709.50	4,845.00		2,864.50
125006000	200	OCCIDENTAL PETROLEUM CORP-DEL	05/30/06	08/14/08	15,465.11	9,690.00		5,775.11
125006400	150	PFIZER INC	01/11/06	08/14/08	2,970.33	3,694.50	(724.17)	
	355		04/21/06		7,029.78	8,820.86	(1,791.08)	
	1,445		04/24/06		28,614.16	35,651.91	(7,037.75)	
	350		04/26/06		6,930.76	8,747.94	(1,817.18)	
125006500	195	PHILIP MORRIS INTL INC	01/11/06	04/10/08	9,571.83	7,897.04		1,674.79
	400		04/28/06		19,634.53	15,487.67		4,146.86
	100		05/09/06		4,908.63	3,912.15		996.48
	100		05/30/06		4,908.63	3,785.84		1,122.79
125006700	145	REGIONS FINANCIAL CORP (NEW)	02/04/05	07/16/08	1,023.94	4,669.85	(3,645.91)	
	1,650		02/23/05		11,651.73	53,007.90	(41,356.17)	
	305		05/26/05		2,153.81	10,202.25	(8,048.44)	
125006800	45	REGIONS FINANCIAL CORP (NEW)	05/26/05	07/30/08	433.37	1,505.25	(1,071.88)	
	500		08/30/05		4,815.17	16,305.00	(11,489.83)	
	550		09/22/05		5,296.69	17,373.46	(12,076.77)	
	80		09/30/05		770.43	2,481.50	(1,711.07)	
	15		10/03/05		144.46	465.37	(320.91)	
	5		10/04/05		48.15	154.90	(106.75)	
	1,500		01/05/06		14,445.52	52,272.51	(37,826.99)	

Ref: 00009231 00080886

CITI GLOBAL IMPACT FUNDING  
Account Number 692-17597-15 643

Details of Long-Term Gain/(Loss) 2008 - continued

Reference number	Quantity	Security Description	Opening Trade Date	Closing Trade Date	Sale Proceeds	Cost	(Loss)	Gain
	300		01/06/06		\$ 2,889.10	\$ 10,473.00	(\$ 7,583.90)	
	400		01/10/06		3,852.14	14,014.78	(10,162.64)	
	1,500		01/11/06		14,445.52	52,261.76	(37,816.24)	
	500		04/28/06		4,815.17	18,264.52	(13,449.35)	
	600		05/09/06		5,778.21	21,873.40	(16,095.19)	
	800		05/30/06		7,704.28	27,126.34	(19,422.06)	
	500		12/27/06		4,815.17	18,930.00	(14,114.83)	
	800		01/05/07		7,704.28	29,704.00	(21,999.72)	
	700		01/08/07		6,741.24	25,872.00	(19,130.76)	
	400		01/11/07		3,852.14	14,904.00	(11,051.86)	
125007200	150	REYNOLDS AMERICAN INC	02/23/05	11/13/08	6,399.94	6,120.10		279.84
	100		05/26/05		4,266.63	4,107.50		159.13
	150		09/22/05		6,399.93	6,015.27		384.66
125007300	230	SEMPRA ENERGY	01/05/06	02/07/08	12,812.54	10,777.80		2,034.74
	200	TRADE AS OF 02/07/08	01/10/06		11,141.34	9,314.00		1,827.34
	270		01/11/06		15,040.80	12,651.91		2,388.89
125007400	230	SEMPRA ENERGY	01/11/06	02/20/08	12,614.25	10,777.55		1,836.70
	470		04/28/06		25,776.96	21,639.19		4,137.77
125007500	30	SEMPRA ENERGY	04/28/06	02/29/08	1,591.88	1,381.22		210.66
	200		05/09/06		10,612.54	9,078.00		1,534.54
	185		05/30/06		9,816.60	8,260.25		1,556.35
125007600	16	SEMPRA ENERGY	05/30/06	03/03/08	795.26	669.75		125.51
	170		12/27/06		9,012.90	9,569.30	(556.40)	
125007700	30	SEMPRA ENERGY	12/27/06	03/11/08	1,572.79	1,688.70	(115.91)	
	400		01/08/07		20,970.57	21,971.28	(1,000.71)	
125007900	200	V F CORP	02/23/05	06/25/08	14,590.18	11,901.24		2,688.94
	150		05/26/05		10,942.63	8,464.50		2,478.13
	50		09/22/05		3,647.54	2,853.50		794.04
125008000	200	WACHOVIA CORP 2ND NEW	10/18/06	06/27/08	3,382.86	11,047.10	(7,664.24)	
	800		10/24/06		13,531.44	44,607.92	(31,076.48)	
	800		11/01/06		13,531.44	44,243.92	(30,712.48)	
	1,100		11/10/06		18,605.74	61,002.92	(42,397.18)	
	300		01/05/07		5,074.29	16,932.00	(11,857.71)	
	300		01/11/07		5,074.29	16,962.00	(11,887.71)	
125008800	495	WINDSTREAM CORP	08/14/06	06/25/08	6,460.95	6,359.46		101.49
	1,205		08/15/06		15,728.17	15,834.54	(106.37)	
<b>Total</b>					<b>\$ 1,740,743.88</b>	<b>\$ 2,447,000.15</b>	<b>(\$ 930,879.35)</b>	<b>\$ 224,423.08</b>

2008 YEAR END SUMMARY

Ref 00009232 00080892

CITI GLOBAL IMPACT FUNDING  
Account Number 692-17598-14 643

Details of Short-Term Gain/(Loss) 2008

This section shows your sales of securities during the year. The "Sale Proceeds" column excludes any accrued income you may have received. In addition, although cash in lieu less than \$20 is not included on Form 1099-B (if applicable), it is included in this section. Please note, this material is being prepared for informational purposes only and should not be used for tax preparation without the assistance of your tax advisor.

2  
0  
0  
8  
  
Y  
E  
A  
R  
  
E  
N  
D  
  
S  
U  
M  
M  
A  
R  
Y

Reference number	Quantity	Security Description	Opening Trade Date	Closing Trade Date	Sale Proceeds	Cost	(Loss)	Gain
125000700	751	MONTPELIER RE HOLDINGS LTD	09/21/07	03/25/08	\$ 11,829.40	\$ 13,104.95	(\$ 1,275.55)	
	885	-USD	12/19/07		13,940.10	14,938.09	(997.99)	
125000800	80	RENAISSANCE RE HLDGS LTD	10/13/08	11/21/08	3,410.50	3,211.00		199.50
125000900	323	EXCEL MARITIME CARRIERS LTD	04/23/08	08/07/08	10,083.06	14,282.45	(4,199.39)	
125001000	132	EXCEL MARITIME CARRIERS LTD	04/23/08	08/14/08	5,442.58	5,836.79	(394.21)	
125001100	25	EXCEL MARITIME CARRIERS LTD	04/23/08	08/22/08	840.74	1,105.45	(264.71)	
125001200	36	EXCEL MARITIME CARRIERS LTD	04/23/08	10/01/08	517.97	1,591.85	(1,073.88)	
	430		05/05/08		6,186.88	19,167.85	(12,980.97)	
	214		05/16/08		3,079.05	11,742.50	(8,663.45)	
	28		05/21/08		402.87	1,564.64	(1,161.77)	
	43		06/09/08		618.69	2,030.46	(1,411.77)	
	19		07/10/08		273.38	681.10	(407.72)	
125001300	321	EXCEL MARITIME CARRIERS LTD	07/10/08	10/02/08	4,733.79	11,507.02	(6,773.23)	
	398		09/19/08		5,869.31	9,447.64	(3,578.33)	
125001400	414	ADC TELECOMMUNICATIONS INC NEW	07/16/08	08/14/08	4,326.68	5,420.50	(1,093.82)	
125001500	80	ADC TELECOMMUNICATIONS INC NEW	07/16/08	08/22/08	835.99	1,047.44	(211.45)	
125001600	276	ATP OIL & GAS CORP	10/11/07	02/27/08	10,996.46	14,853.66	(3,857.20)	
125001700	140	ATP OIL & GAS CORP	10/11/07	02/28/08	5,134.32	7,534.46	(2,400.14)	
	194		10/17/07		7,114.70	10,641.40	(3,526.70)	
	220		10/30/07		8,068.21	12,428.59	(4,360.38)	
	132		11/15/07		4,840.93	6,328.00	(1,487.07)	
	238		12/19/07		8,728.33	11,431.52	(2,703.19)	
125001800	37	ATP OIL & GAS CORP	10/11/07	02/28/08	1,356.92	1,991.25	(634.33)	
125002100	180	ADVANCED MEDICAL OPTICS INC	09/21/07	08/20/08	3,694.60	5,239.62	(1,545.02)	
	164		11/13/07		3,366.19	4,036.07	(669.88)	
125002200	264	ADVANCED MEDICAL OPTICS INC	11/13/07	10/14/08	2,293.12	6,497.10	(4,203.98)	
	32		12/12/07		277.95	809.51	(531.56)	
	399		12/13/07		3,465.73	10,069.48	(6,603.75)	
	137		12/19/07		1,189.99	3,356.50	(2,166.51)	

Ref: 00009232 00080893

CITI GLOBAL IMPACT FUNDING  
Account Number 692-17598-14 643

2  
0  
0  
8  
  
Y  
E  
A  
R  
  
E  
N  
D  
  
S  
U  
M  
M  
A  
R  
Y

Details of Short Term Gain (Loss) 2008 - continued								
Reference number	Quantity	Security Description	Opening Trade Date	Closing Trade Date	Sale Proceeds	Cost	(Loss)	Gain
125002300	389	ADVANCED MEDICAL OPTICS INC	12/19/07	10/15/08	\$ 2,606.01	\$ 9,530.50	(\$ 6,924.49)	
	571		02/07/08		3,825.28	12,417.31	(8,592.03)	
	66		05/21/08		442.15	1,516.02	(1,073.87)	
	138		06/09/08		924.50	3,158.12	(2,233.62)	
125002400	.0243	ALLEGHANY CORP DEL	09/21/07	04/25/08	8.41	9.82	(1.41)	
	.0324	CASH IN LIEU OF .16000 RECORD 04/01/08 PAY 04/25/08	12/19/07		11.25	12.91	(1.66)	
125002800	164	ALPHARMA INC CL A	03/23/07	02/06/08	4,026.52	4,006.88		19.64
	7		04/02/07		171.86	169.45		2.41
125002900	362	ALPHARMA INC CL A	04/02/07	03/24/08	9,939.21	8,763.15		1,176.06
	31		04/16/07		851.15	771.04		80.11
125003100	393	ALPHARMA INC CL A	09/21/07	08/22/08	13,567.26	8,714.70		4,852.56
	430		11/06/07		14,844.59	8,889.26		5,955.33
	45		12/19/07		1,553.51	887.25		666.26
125003200	219	ALPHARMA INC CL A	12/19/07	09/11/08	8,044.98	4,317.93		3,727.05
125003300	264	ALPHARMA INC CL A	12/19/07	09/18/08	9,364.27	5,205.18		4,159.09
	33		05/21/08		1,170.53	848.10		322.43
125003400	26	ALPHARMA INC CL A	05/21/08	10/16/08	870.66	668.20		202.46
	85		06/09/08		2,846.40	2,108.85		737.55
	580		06/17/08		19,422.53	14,059.20		5,363.33
125003700	19	AMERICAN EQUITY INVESTMENT LIFE HOLDING COMPANY	02/27/07	02/27/08	188.41	257.64	(69.23)	
125003900	418	AMERICAN EQUITY INVESTMENT LIFE HOLDING COMPANY	05/30/07	03/25/08	4,145.89	4,887.88	(741.99)	
	522		08/01/07		5,177.40	6,409.22	(1,231.82)	
	34		09/21/07		337.22	372.64	(35.42)	
125004000	722	AMERICAN EQUITY INVESTMENT LIFE HOLDING COMPANY	09/21/07	03/31/08	6,746.72	7,913.12	(1,166.40)	
	1,107		12/19/07		10,344.36	9,442.71		901.65
125004200	64	AMERISTAR CASINOS INC	02/27/07	01/16/08	1,306.30	2,146.50	(840.20)	
125005100	555	ARIBA INC-NEW	12/19/07	10/14/08	6,199.37	6,404.70	(205.33)	
125005200	779	ARIBA INC-NEW	12/19/07	10/23/08	7,862.48	8,989.66	(1,127.18)	
	112		05/21/08		1,130.42	1,520.85	(390.43)	
	398		06/09/08		4,017.03	5,782.94	(1,765.91)	
125005300	643	ARRIS GROUP INC	02/26/07	02/15/08	3,529.77	8,732.52	(5,202.75)	
	476		02/27/07		2,613.02	6,458.37	(3,845.35)	
	605		07/31/07		3,321.17	9,161.15	(5,839.98)	
	915		09/21/07		5,022.93	13,101.43	(8,078.50)	
	973		11/29/07		5,341.32	10,214.26	(4,872.94)	

Ref: 00009232 00080894

CITI GLOBAL IMPACT FUNDING  
Account Number 692-17598-14 643

Details of Short-Term Gain (Loss) 2008 - continued

Reference number	Quantity	Security Description	Opening Trade Date	Closing Trade Date	Sale Proceeds	Cost	(Loss)	Gain
	1,513		12/19/07		\$ 8,305.67	\$ 14,884.89	(\$ 6,579.22)	
	1,396		01/25/08		7,663.40	10,685.96	(3,022.56)	
125005400	202	ASTORIA FINANCIAL CORP	07/07/08	08/14/08	4,327.62	3,854.87		472.75
125005500	282	ASTORIA FINANCIAL CORP	07/07/08	10/14/08	5,217.05	5,381.55	(164.50)	
125005600	343	ASTORIA FINANCIAL CORP	07/07/08	10/31/08	6,527.90	6,545.64	(17.74)	
125006100	259	ATWOOD OCEANICS INC	12/19/07	12/03/08	4,081.76	11,899.75	(7,817.99)	
125006200	33	ATWOOD OCEANICS INC	12/19/07	12/05/08	441.04	1,516.19	(1,075.15)	
	288		02/04/08		3,849.10	12,917.09	(9,067.99)	
	28		05/21/08		374.22	1,542.80	(1,168.58)	
	43		09/15/08		574.69	1,594.22	(1,019.53)	
125006300	300	ATWOOD OCEANICS INC	09/15/08	12/10/08	4,744.77	11,122.47	(6,377.70)	
	249		09/19/08		3,938.16	10,039.85	(6,101.69)	
125006700	107	BILL BARRETT CORP	04/11/07	02/19/08	5,049.85	3,836.60		1,213.25
125006800	160	BILL BARRETT CORP	04/11/07	02/20/08	7,543.91	5,736.98		1,806.93
125007300	199	BE AEROSPACE INC	08/01/08	08/14/08	5,195.86	5,098.72		97.14
125007400	297	BE AEROSPACE INC	08/01/08	10/08/08	2,847.26	7,609.65	(4,762.39)	
125007500	432	BE AEROSPACE INC	08/01/08	10/17/08	4,331.17	11,068.57	(6,737.40)	
	257		08/07/08		2,576.64	6,546.92	(3,970.28)	
125007600	206	BE AEROSPACE INC	08/07/08	10/20/08	2,164.82	5,247.73	(3,082.91)	
	457		08/11/08		4,802.54	12,553.93	(7,751.39)	
125007900	309	BEBE STORES INC	02/27/07	01/11/08	3,124.40	5,738.13	(2,613.73)	
	469		03/08/07		4,742.22	8,342.53	(3,600.31)	
	506		06/01/07		5,116.34	9,233.13	(4,116.79)	
	723		09/21/07		7,310.50	10,910.07	(3,599.57)	
	838		12/19/07		8,453.09	10,424.92	(1,971.83)	
125008600	33	BIO-RAD LABORATORIES INC CL A	07/23/08	08/14/08	3,486.76	2,715.15		771.61
125009000	725	BOOKHAM INC	12/19/07	10/28/08	367.43	1,718.25	(1,350.82)	
125009100	986	BOOKHAM INC	12/19/07	10/29/08	478.00	2,336.82	(1,858.82)	
125009200	1,864	BOOKHAM INC	12/19/07	10/30/08	943.17	4,417.68	(3,474.51)	
	526		05/21/08		266.15	1,014.78	(748.63)	
	2,047		06/09/08		1,035.78	4,212.82	(3,177.04)	
125009300	324	BOYD GAMING CORP	05/07/08	08/14/08	4,331.85	5,996.27	(1,664.42)	
125009400	36	BOYD GAMING CORP	05/07/08	08/22/08	413.63	666.25	(252.62)	
125009500	1,192	BOYD GAMING CORP	05/07/08	10/03/08	9,997.36	22,060.34	(12,062.98)	

2008 YEAR END SUMMARY

Ref: 00009232 00080895

CITI GLOBAL IMPACT FUNDING  
Account Number 692-17598-14 643

Details of Short Term Gain (Loss) 2008 - continued

Reference number	Quantity	Security Description	Opening Trade Date	Closing Trade Date	Sale Proceeds	Cost	(Loss)	Gain
125009600	1,067	BOYD GAMING CORP	05/07/08	10/06/08	\$ 7,128.48	\$ 19,746.97	(12,618.49)	
	30		05/21/08		200.43	515.10	(314.67)	
	136		06/09/08		908.59	2,110.37	(1,201.78)	
125009700	320	BUCYRUS INTERNATIONAL INC	10/06/08	12/05/08	4,787.17	10,315.33	(5,528.16)	
125009800	102	CLECO CORP	04/17/08	08/14/08	2,585.02	2,433.78		151.24
125009900	33	CLECO CORP	04/17/08	08/22/08	842.48	787.40		55.08
125010000	99	CARPENTER TECHNOLOGY CORP	08/04/08	08/14/08	3,890.77	5,147.40	(1,286.63)	
125010100	21	CARPENTER TECHNOLOGY CORP	06/04/08	08/22/08	818.15	1,091.87	(273.72)	
125010200	374	CARPENTER TECHNOLOGY CORP	06/04/08	12/05/08	5,508.05	19,445.72	(13,937.67)	
	243		06/05/08		3,578.76	11,773.01	(8,194.25)	
	21		06/09/08		309.28	1,030.68	(721.40)	
	357		07/07/08		5,257.69	14,872.23	(9,614.54)	
	281		09/22/08		4,138.40	8,923.86	(4,785.46)	
125010400	1,030	CATHAY GENERAL BANCORP	04/02/08	04/10/08	17,815.71	22,638.06	(4,822.35)	
125010500	327	CERADYNE INC-CALIF	11/29/07	04/28/08	12,245.69	16,808.45	(4,562.76)	
125010600	78	CERADYNE INC-CALIF	11/29/07	06/24/08	2,928.17	4,009.36	(1,081.19)	
	196		11/30/07		7,357.97	10,247.78	(2,889.81)	
	36		12/19/07		1,351.47	1,675.44	(323.97)	
125010700	125	CERADYNE INC-CALIF	12/19/07	07/11/08	4,499.43	5,817.48	(1,318.05)	
	186		12/28/07		6,695.16	8,789.99	(2,094.83)	
125010800	71	CERADYNE INC-CALIF	12/28/07	08/14/08	3,510.75	3,355.32		155.43
	69		01/10/08		3,411.86	3,197.93		213.93
125010900	9	CERADYNE INC-CALIF	01/10/08	08/22/08	410.03	417.12	(7.09)	
125011000	220	CERADYNE INC-CALIF	01/10/08	10/28/08	3,818.50	10,196.30	(6,377.80)	
	241		02/21/08		4,182.99	11,175.44	(6,992.45)	
	340		02/26/08		5,901.31	12,162.72	(6,261.41)	
	24		05/21/08		416.56	999.36	(582.80)	
	63		06/09/08		1,093.48	2,618.27	(1,524.79)	
125011100	241	CHART INDUSTRIES INC	12/03/07	06/30/08	11,764.85	6,773.02		4,991.83
125011200	122	CHART INDUSTRIES INC	12/03/07	06/30/08	5,955.65	3,428.66		2,526.99
	39		12/04/07		1,903.85	1,096.99		806.86
125011300	144	CHART INDUSTRIES INC	12/04/07	07/23/08	7,046.14	4,050.42		2,995.72
125011400	124	CHART INDUSTRIES INC	12/04/07	07/24/08	5,786.28	3,487.86		2,298.42
125011500	51	CHART INDUSTRIES INC	12/04/07	07/24/08	2,379.84	1,434.52		945.32
	43		12/11/07		2,006.54	1,269.80		736.74
125011600	234	CHART INDUSTRIES INC	12/11/07	07/31/08	12,601.59	6,910.07		5,691.52

2  
0  
0  
8  
  
Y  
E  
A  
R  
  
E  
N  
D  
  
S  
U  
M  
M  
A  
R  
Y

Ref: 00009232 00080896

CITI GLOBAL IMPACT FUNDING  
Account Number 692-17598-14 643

Details of Short-Term Gain (Loss) 2008: continued

Reference number	Quantity	Security Description	Opening Trade Date	Closing Trade Date	Sale Proceeds	Cost	(Loss)	Gain
125011700	61	CHART INDUSTRIES INC	12/11/07	08/05/08	\$ 2,590.08	\$ 1,801.34		\$ 788.74
	274		12/19/07		11,634.11	7,962.44		3,671.67
	332		01/03/08		14,096.80	9,963.59		4,133.21
	153		06/02/08		6,496.42	5,585.60		910.82
125011800	168	CHART INDUSTRIES INC	05/02/08	08/06/08	7,316.95	6,133.21		1,183.74
	38		05/21/08		1,655.02	1,523.04		131.98
	144		06/09/08		6,271.67	6,308.64	(36.97)	
125012100	359	CHEESECAKE FACTORY INC	09/21/07	07/29/08	5,092.85	8,726.86	(3,634.01)	
	539		12/19/07		7,646.37	12,897.19	(5,250.82)	
	48		05/21/08		680.94	1,008.00	(327.06)	
	89		06/09/08		1,262.58	1,581.53	(318.95)	
125012200	70	CHIPOTLE MEXICAN GRILL	08/05/08	08/14/08	5,207.97	4,982.60		225.37
125012300	87	CHIPOTLE MEXICAN GRILL	08/05/08	11/20/08	3,496.28	6,192.66	(2,696.38)	
125012400	138	CHOICE HOTELS INTL INC	03/15/07	01/08/08	4,387.58	5,063.68	(676.10)	
125012500	250	CHOICE HOTELS INTL INC	03/15/07	01/09/08	7,845.85	9,173.32	(1,327.47)	
125012600	213	CHOICE HOTELS INTL INC	06/04/07	05/19/08	7,282.13	8,925.36	(1,643.23)	
	28		06/04/07		957.28	1,173.29	(216.01)	
	269		08/13/07		9,196.68	9,658.42	(461.74)	
	345		09/21/07		11,795.00	13,541.25	(1,746.25)	
	145		12/19/07		4,957.31	4,965.95	(8.64)	
125013500	1,032	CINCINNATI BELL INC	12/19/07	10/14/08	2,394.33	4,622.84	(2,228.51)	
125013600	1,855	CINCINNATI BELL INC	12/19/07	10/16/08	3,918.11	8,309.48	(4,391.37)	
	236		05/21/08		498.48	1,014.80	(516.32)	
	371		06/09/08		783.62	1,579.72	(796.10)	
125013700	117	CINCINNATI BELL INC	12/19/07	10/16/08	247.12	524.10	(276.98)	
125013900	675	CINEMARK HOLDINGS INC	07/20/07	07/17/08	8,220.51	11,803.19	(3,582.68)	
	496		09/21/07		6,040.55	9,174.81	(3,134.26)	
	663		12/19/07		8,074.37	10,935.52	(2,861.15)	
	37		05/21/08		450.61	505.42	(54.81)	
	109		06/09/08		1,327.45	1,580.22	(252.77)	
125014000	199	CITY NATIONAL CORP	03/18/08	06/10/08	9,102.35	10,212.68	(1,110.33)	
	112		03/24/08		5,122.93	6,167.48	(1,044.55)	
125014100	89	CITY NATIONAL CORP	03/24/08	08/14/08	4,393.90	4,900.95	(507.05)	
	7		04/14/08		345.59	326.09		19.50
125014200	172	CITY NATIONAL CORP	04/14/08	09/08/08	9,871.52	8,012.61		1,858.91
125014300	117	CITY NATIONAL CORP	04/14/08	09/18/08	7,284.26	5,450.43		1,833.83
	45		04/22/08		2,801.64	2,037.83		763.81

2  
0  
0  
8  
  
Y  
E  
A  
R  
  
E  
N  
D  
  
S  
U  
M  
M  
A  
R  
Y



Ref: 00009232 00080897

CITI GLOBAL IMPACT FUNDING  
Account Number 692-17598-14 643

Details of Short-Term Gain/(Loss) 2008 - continued

Reference number	Quantity	Security Description	Opening Trade Date	Closing Trade Date	Sale Proceeds	Cost	(Loss)	Gain
125014400	163	CITY NATIONAL CORP	04/22/08	09/19/08	\$ 10,260.02	\$ 7,381.45		\$ 2,878.57
125014500	112	CITY NATIONAL CORP	04/22/08	09/29/08	6,055.59	5,071.92		983.67
	45		06/09/08		2,433.05	2,104.65		328.40
125015000	646	COLLECTIVE BRANDS INC	09/21/07	08/14/08	8,650.99	14,108.32	(5,457.33)	
125015100	354	COLLECTIVE BRANDS INC	09/21/07	09/04/08	6,130.64	7,731.18	(1,600.54)	
	277		10/01/07		4,797.14	6,091.12	(1,293.98)	
125015200	162	COLLECTIVE BRANDS INC	10/01/07	09/19/08	3,115.76	3,562.31	(446.55)	
	386		10/30/07		7,423.97	7,259.12		164.85
125015300	746	COLLECTIVE BRANDS INC	10/30/07	10/10/08	10,062.44	14,029.27	(3,966.83)	
125015500	1,804	COLONIAL BANGGROUP INC	03/19/08	06/16/08	8,618.92	21,770.85	(13,151.93)	
	205		04/11/08		979.42	1,945.94	(966.52)	
125015600	1,530	COLONIAL BANGGROUP INC	04/11/08	06/17/08	6,717.43	14,523.37	(7,805.94)	
	1,109		04/21/08		4,869.04	8,872.00	(4,002.96)	
	275		04/22/08		1,207.38	2,296.03	(1,088.65)	
	153		05/21/08		671.74	1,014.08	(342.34)	
	108		06/09/08		465.39	527.60	(62.21)	
125015700	446	COLONIAL BANGGROUP INC	08/07/08	08/14/08	3,028.77	3,157.86	(129.09)	
125015800	1,629	COLONIAL BANGGROUP INC	08/07/08	12/04/08	4,245.80	11,533.97	(7,288.17)	
125015900	26	COMMSCOPE INC	09/21/07	05/08/08	1,316.22	1,388.65	(52.43)	
125016000	181	COMMSCOPE INC	09/21/07	06/25/08	9,804.67	9,527.89		276.78
	200		10/31/07		10,833.90	9,416.32		1,417.58
125016100	27	COMMSCOPE INC	10/31/07	08/14/08	1,254.68	1,271.20	(16.52)	
	57		12/07/07		2,648.77	2,688.67	(39.90)	
125016200	27	COMMSCOPE INC	12/07/07	08/22/08	1,233.35	1,273.58	(40.23)	
125016300	124	COMMSCOPE INC	12/07/07	10/23/08	2,380.85	5,849.05	(3,468.20)	
	230		12/19/07		4,416.08	10,956.00	(6,539.91)	
	367		04/07/08		7,046.54	13,825.99	(6,779.45)	
	29		05/21/08		556.81	1,501.91	(945.10)	
	69		06/09/08		1,324.83	3,685.29	(2,360.46)	
125016900	108	COMSTOCK RES INC NEW	09/21/07	08/14/08	6,256.50	3,496.20		2,760.30
125017000	13	COMSTOCK RES INC NEW	09/21/07	08/22/08	824.45	420.84		403.61
125017300	386	CONTINENTAL AIRLINES INC CL B	12/14/07	02/04/08	10,728.13	9,624.64		1,103.49
125017400	352	CONTINENTAL AIRLINES INC CL B	12/14/07	02/25/08	9,835.34	8,776.87		1,158.47
125017500	92	CONTINENTAL AIRLINES INC CL B	12/19/07	03/14/08	1,817.91	2,166.14	(348.23)	
	232		01/07/08		4,584.28	4,708.09	(123.81)	

2  
0  
0  
8  
  
Y  
E  
A  
R  
  
E  
N  
D  
  
S  
U  
M  
M  
A  
R  
Y

Ref: 00009232 00080898

CITI GLOBAL IMPACT FUNDING  
Account Number 692-17598-14 643

2  
0  
0  
8  
  
Y  
E  
A  
R  
  
E  
N  
D  
  
S  
U  
M  
M  
A  
R  
Y

Details of Short-Term Gain/Loss, 2008, continued

Reference number	Quantity	Security Description	Opening Trade Date	Closing Trade Date	Sale Proceeds	Cost	(Loss)	Gain
125017600	77	CONTINENTAL AIRLINES INC CL B	12/14/07	03/14/08	\$ 1,521.51	\$ 1,919.94	(\$ 398.43)	
	98		12/19/07		1,936.47	2,307.41	(370.94)	
125017700	1,087	CONTINENTAL AIRLINES INC CL B	01/07/08	03/17/08	19,989.71	22,059.04	(2,069.33)	
	24		01/10/08		441.36	494.28	(52.92)	
	468		01/15/08		8,606.42	11,890.57	(3,284.15)	
125017800	208	CURTISS-WRIGHT CORP TRADE AS OF 07/28/08	04/04/08	07/28/08	10,658.73	9,265.34		1,393.39
125017900	120	CURTISS-WRIGHT CORP	04/04/08	08/14/08	6,499.64	5,345.39		1,154.25
125018000	8	CURTISS-WRIGHT CORP	04/04/08	08/22/08	416.55	356.36		60.19
125018200	130	DOLLAR FINANCIAL CORP	08/23/07	04/24/08	2,993.64	3,140.89	(147.25)	
	86		08/24/07		1,980.41	2,077.46	(97.05)	
	315		09/21/07		7,253.81	8,727.83	(1,474.02)	
	348		12/19/07		8,013.73	9,915.91	(1,902.18)	
125018300	78	DRIL QUIP INC	04/11/08	08/14/08	4,308.69	4,096.22		212.47
125018400	22	DRIL QUIP INC	04/11/08	08/22/08	1,248.71	1,155.35		93.36
125018500	339	DRIL QUIP INC	04/11/08	10/20/08	9,356.95	17,802.82	(8,445.87)	
	7		04/17/08		193.21	417.12	(223.91)	
125018600	62	DRIL QUIP INC	04/17/08	10/22/08	1,580.92	3,694.53	(2,113.61)	
125018700	147	DRIL QUIP INC	04/17/08	10/23/08	3,383.55	8,759.60	(5,376.05)	
	77		05/01/08		1,772.34	4,383.31	(2,610.97)	
125018800	73	DRIL QUIP INC	05/01/08	10/24/08	1,559.85	4,155.61	(2,595.76)	
	84		05/06/08		1,784.90	4,965.53	(3,170.63)	
	16		05/21/08		341.89	1,033.60	(691.71)	
	8		06/09/08		170.94	504.00	(333.06)	
125018900	949	EMERITUS CORP	06/28/07	02/13/08	20,137.56	29,419.00	(9,281.44)	
	279		09/21/07		5,920.31	7,876.67	(1,956.36)	
125019300	503	FELCOR LODGING TR INC	12/12/07	11/19/08	531.31	9,073.52	(8,542.21)	
	1,153		12/19/07		1,217.90	18,893.75	(17,675.85)	
	135		05/21/08		142.60	2,038.15	(1,895.55)	
	192		06/09/08		202.82	2,639.50	(2,436.68)	
125019600	545	FIRST HORIZON NATL CORP	03/20/08	07/07/08	3,358.82	9,267.67	(5,908.85)	
	708		03/24/08		4,363.38	12,763.33	(8,399.95)	
	593		03/25/08		3,654.64	10,542.53	(6,887.89)	
	723		04/01/08		4,455.82	10,704.45	(6,248.63)	
	858		04/11/08		5,287.82	11,327.23	(6,039.41)	
	593		04/17/08		3,654.64	7,738.41	(4,083.77)	
1,377	04/29/08	8,486.40	15,193.82	(6,707.42)				

Ref: 00009232 00080899

CITI GLOBAL IMPACT FUNDING  
Account Number 692-17598-14 643

2  
0  
0  
8  
Y  
E  
A  
R  
E  
N  
D  
S  
U  
M  
M  
A  
R  
Y

Details of Short-Term Gain/(Loss) 2008: continued								
Reference number	Quantity	Security Description	Opening Trade Date	Closing Trade Date	Sale Proceeds	Cost	(Loss)	Gain
	217		05/21/08		\$ 1,337.36	\$ 2,033.03	(\$ 695.67)	
	962		06/04/08		5,928.77	9,733.42	(3,804.65)	
	463		06/09/08		2,853.46	4,221.31	(1,367.85)	
125019700	.3426	FIRST HORIZON NATL CORP	08/25/08	10/01/08	2.96	3.39	(.43)	
	.143	CASH IN LIEU OF .82441	09/08/08		1.24	1.77	(.53)	
	.1287	RECORD 09/12/08 PAY 10/01/08	09/18/08		1.11	1.26	(.15)	
	.2101		09/29/08		1.82	1.77		.05
125019800	246	FOUNDATION COAL HOLDINGS INC	04/11/07	01/15/08	12,654.48	9,208.47		3,446.01
125019900	203	FOUNDATION COAL HOLDINGS INC	04/11/07	02/04/08	11,495.23	7,598.86		3,896.37
125020000	38	FOUNDATION COAL HOLDINGS INC	04/11/07	02/19/08	2,127.97	1,422.45		705.52
	17		04/26/07		951.99	669.57		282.42
125020400	428	GEO GROUP INC	03/04/08	05/07/08	10,681.36	11,218.52	(537.16)	
	425		03/05/08		10,606.50	11,245.97	(639.47)	
125021700	72	GENERAL CABLE CORP	08/16/07	02/13/08	4,607.50	3,622.65		984.85
	102		09/21/07		6,627.29	6,989.04	(461.75)	
125021800	76	GENERAL CABLE CORP	09/21/07	08/14/08	4,311.19	5,207.52	(896.33)	
	46		12/19/07		2,609.40	3,323.50	(714.10)	
125021900	23	GENERAL CABLE CORP	12/19/07	08/22/08	1,213.47	1,661.75	(448.28)	
	24		01/16/08		1,266.23	1,349.30	(83.07)	
125022000	190	GENERAL CABLE CORP	01/16/08	12/03/08	2,920.57	10,681.95	(7,761.38)	
	158		01/18/08		2,428.68	8,096.76	(5,668.08)	
125022100	228	GENESEE & WYOMING INC CLASS A	02/27/07	01/02/08	5,339.20	6,080.76	(741.56)	
	298		09/21/07		6,978.43	8,723.44	(1,745.01)	
	259		12/19/07		6,065.13	6,936.02	(870.89)	
125022200	51	GOODRICH PETE CORP NEW	06/05/08	08/14/08	2,613.73	2,630.06	(16.33)	
125022300	75	GOODRICH PETE CORP NEW	06/05/08	11/24/08	2,564.49	3,867.74	(1,303.25)	
125022400	168	GOODRICH PETE CORP NEW	06/05/08	11/26/08	5,802.92	8,148.03	(2,345.11)	
125022500	259	GREY WOLF INC	06/23/08	08/14/08	2,168.33	2,441.10	(272.77)	
125022600	867	GREY WOLF INC	06/23/08	08/25/08	7,340.76	8,171.56	(830.80)	
	1,558		06/24/08		13,191.35	14,668.73	(1,477.38)	
125023400	289	HEALTHWAYS INC	01/30/08	08/14/08	7,785.03	16,011.01	(8,225.98)	
125023500	114	HELMERICH & PAYNE INC	02/27/07	02/04/08	4,727.03	3,164.64		1,562.39
125023600	236	HELMERICH & PAYNE INC	03/19/07	03/03/08	10,815.05	6,902.95		3,912.10
	27		09/21/07		1,237.32	932.04		305.28
125023700	150	HELMERICH & PAYNE INC	09/21/07	03/27/08	7,042.88	5,178.00		1,864.88
	264		10/01/07		12,395.48	8,857.41		3,538.07

Ref: 00009232 00080900

CITI GLOBAL IMPACT FUNDING  
Account Number 692-17598-14 643

Details of Short-Term Gain (Loss) 2008 - continued

Reference number	Quantity	Security Description	Opening Trade Date	Closing Trade Date	Sale Proceeds	Cost	(Loss)	Gain
125023800	86 374	HELMERICH & PAYNE INC	10/01/07 12/19/07	04/04/08	\$ 4,793.06 18,672.96	\$ 3,220.88 13,882.88		\$ 1,572.18 4,790.08
125023900	165	JACK HENRY & ASSOCIATES INC FULL PRICE IS 23.58278800	06/02/08	08/14/08	3,891.13	3,841.23		49.90
125024000	41	JACK HENRY & ASSOCIATES INC	06/02/08	08/22/08	822.45	954.49	(132.04)	
125024800	713 57 16	HERCULES OFFSHORE INC	12/19/07 05/21/08 06/09/08	10/06/08	6,380.81 510.11 143.18	17,344.44 2,027.49 543.52	(10,963.63) (1,517.38) (400.34)	
125025200	327	HOLLY CORP-NEW	01/15/08	05/08/08	13,242.11	14,314.33	(1,072.22)	
125025300	207 234 251 242	HOLLY CORP-NEW	01/15/08 01/22/08 02/04/08 03/19/08	05/09/08	8,466.48 9,559.50 10,253.99 9,886.33	9,061.36 10,116.10 12,492.75 10,603.11	(604.88) (556.60) (2,238.76) (616.78)	
125025400	688 294 158 332 517 503	HORSEHEAD HLDG CORP	10/10/07 10/11/07 11/05/07 11/07/07 12/04/07 12/19/07	04/04/08	8,401.05 3,589.98 1,904.89 4,053.99 6,313.00 6,142.05	16,072.09 7,055.65 3,463.20 7,376.44 8,872.24 7,936.33	(7,671.04) (3,465.67) (1,558.31) (3,322.46) (2,559.24) (1,794.28)	
125025500	448	HUB GROUP INC CL A	08/13/07	02/07/08	14,249.73	15,318.20	(1,068.47)	
125025600	68 241 81	HUB GROUP INC CL A	08/13/07 08/22/07 09/14/07	02/12/08	2,297.35 8,142.09 2,736.56	2,325.08 8,286.01 2,468.10	(27.73) (143.92)	268.46
125025700	99 193 91	HUB GROUP INC CL A	09/14/07 09/17/07 09/21/07	06/04/08	3,550.54 6,921.75 3,263.62	3,016.57 5,877.45 2,724.08		533.97 1,044.30 539.54
125025800	201 335 394	HUB GROUP INC CL A	09/21/07 11/30/07 12/19/07	06/05/08	7,135.34 11,892.23 13,986.68	6,018.94 8,707.92 10,566.29		1,118.40 3,184.31 3,420.39
125025900	32 30	HUB GROUP INC CL A	12/19/07 05/21/08	06/16/08	1,042.98 977.79	858.18 999.90	(22.11)	184.80
125026000	143	INTEGRA LIFESCIENCES HOLDINGS CORP	01/14/08	08/14/08	6,904.00	6,251.06		652.94
125026100	43	INTEGRA LIFESCIENCES HOLDINGS CORP	01/14/08	08/22/08	2,054.09	1,879.69		174.40
125026200	2,457 1,871	INTERNATIONAL COAL GROUP	04/22/08 04/24/08	08/01/08	24,845.78 18,920.00	22,687.45 14,065.24		2,158.33 4,854.76

2  
0  
8  
  
Y  
E  
A  
R  
  
E  
N  
D  
  
S  
U  
M  
M  
A  
R  
Y

Ref: 00009232 00080901

CITI GLOBAL IMPACT FUNDING  
Account Number 692-17598-14 643

Details of Short Term Gain (Loss) 2008 - continued

Reference number	Quantity	Security Description	Opening Trade Date	Closing Trade Date	Sale Proceeds	Cost	(Loss)	Gain
125026300	154	INTERNATIONAL COAL GROUP	04/24/08	08/14/08	\$ 1,393.85	\$ 1,157.70		\$ 236.15
	226		05/06/08		2,045.51	2,037.52		7.99
125026400	281	INTERNATIONAL COAL GROUP	05/06/08	08/22/08	2,917.04	2,533.38		383.66
125026500	704	INTERNATIONAL COAL GROUP	05/06/08	09/18/08	4,799.49	6,346.99	(1,547.50)	
125026600	247	INTERNATIONAL COAL GROUP	05/08/08	10/06/08	1,004.81	2,226.85	(1,222.04)	
	103		05/21/08		419.01	1,016.10	(597.09)	
	1,078		05/23/08		4,385.38	10,031.98	(5,646.60)	
	375		05/27/08		1,525.53	3,441.56	(1,916.03)	
	149		06/09/08		606.14	1,580.88	(974.74)	
	1,191		07/03/08		4,845.09	12,148.32	(7,303.23)	
125026900	178	ISLE OF CAPRIS CASINOS INC	09/07/07	05/08/08	1,152.78	3,235.83	(2,083.05)	
125027000	303	ISLE OF CAPRIS CASINOS INC	09/07/07	05/08/08	1,825.35	5,508.17	(3,682.82)	
	487		09/21/07		2,933.82	9,618.20	(6,684.38)	
	648		12/19/07		3,903.72	8,436.96	(4,533.24)	
125027100	527	JARDEN CORP	08/31/07	01/09/08	10,553.01	17,193.53	(6,640.52)	
125027200	3	JARDEN CORP	08/31/07	08/14/08	71.77	97.88	(26.11)	
	250		09/05/07		5,980.96	8,109.10	(2,128.14)	
125027300	17	JARDEN CORP	09/05/07	08/22/08	404.09	551.42	(147.33)	
	53		09/19/07		1,259.80	1,690.20	(430.40)	
125027800	43	KANSAS CITY SOUTHERN INDS NEW	09/21/07	08/06/08	2,205.60	1,410.83		794.77
125027900	135	KANSAS CITY SOUTHERN INDS NEW	09/21/07	08/14/08	6,903.39	4,429.35		2,474.04
125028000	25	KANSAS CITY SOUTHERN INDS NEW	09/21/07	08/22/08	1,248.99	820.25		426.74
125028100	129	KANSAS CITY SOUTHERN INDS NEW	10/02/07	09/25/08	6,132.10	4,210.73		1,921.37
125028200	240	KEY ENERGY SVCS INC	05/09/08	08/14/08	3,898.77	3,761.50		137.27
125028300	77	KEY ENERGY SVCS INC	05/09/08	08/22/08	1,246.08	1,206.81		38.27
125028400	1,269	KEY ENERGY SVCS INC	05/09/08	10/08/08	7,832.35	19,888.91	(12,056.56)	
	662		05/14/08		4,085.90	10,682.03	(6,596.13)	
	30		05/21/08		185.16	514.50	(329.34)	
	677		05/30/08		4,178.49	11,612.31	(7,433.82)	
	59		06/09/08		364.15	1,053.74	(689.59)	
125028500	26	KIRBY CORP	02/22/07	01/14/08	1,055.89	986.10		69.79
	69		02/27/07		2,802.16	2,509.53		292.63
	205		02/28/07		8,325.27	7,439.39		885.88
125028700	118	KIRBY CORP	09/21/07	04/24/08	6,815.45	4,784.38		2,031.07
125028800	108	KIRBY CORP	09/21/07	05/05/08	6,131.49	4,378.93		1,752.56
	207		12/19/07		11,752.02	9,991.87		1,760.15

2  
0  
0  
8  
  
Y  
E  
A  
R  
  
E  
N  
D  
  
S  
U  
M  
M  
A  
R  
Y

Ref: 00009232 00080902

CITI GLOBAL IMPACT FUNDING  
Account Number 692-17598-14 643

Details of Short Term Gain/Loss 2008 continued

Reference number	Quantity	Security Description	Opening Trade Date	Closing Trade Date	Sale Proceeds	Cost	(Loss)	Gain
125028900	67	KIRBY CORP	07/23/08	08/14/08	\$ 3,049.15	\$ 3,090.37	(\$ 41.22)	
125028000	36	KIRBY CORP	07/23/08	08/22/08	1,848.07	1,660.50	(12.43)	
125029100	548	LANDAMERICA FINANCIAL GROUP	01/29/08	07/10/08	9,323.23	24,103.34	(14,780.11)	
	128		01/31/08		2,177.69	6,588.05	(4,410.36)	
125029200	99	LANDAMERICA FINANCIAL GROUP	01/31/08	07/17/08	1,690.27	5,095.44	(3,405.17)	
	142		02/11/08		2,424.42	6,068.88	(3,644.46)	
	175		02/12/08		2,987.85	7,514.90	(4,527.05)	
	401		02/22/08		6,848.43	14,102.97	(7,256.54)	
	16		05/21/08		273.17	508.64	(235.47)	
	78		06/09/08		1,331.73	2,110.68	(778.95)	
125029300	172	LEAP WIRELESS INTERNATIONAL INC NEW	11/29/07	03/31/08	8,208.88	5,722.54		2,486.34
125029400	175	LEAP WIRELESS INTERNATIONAL INC NEW	11/29/07	04/04/08	9,368.94	5,822.36		3,548.58
	47		11/30/07		2,516.23	1,628.41		887.82
125029500	205	LEAP WIRELESS INTERNATIONAL INC NEW	11/30/07	04/07/08	10,935.60	7,102.63		3,832.97
	16		12/04/07		853.51	572.37		281.14
125029600	364	LEAP WIRELESS INTERNATIONAL INC NEW	12/04/07	05/09/08	19,815.13	13,021.41		6,793.72
125029700	120	LEAP WIRELESS INTERNATIONAL INC NEW	12/04/07	08/14/08	5,187.33	4,292.77		894.56
125029800	9	LEAP WIRELESS INTERNATIONAL INC NEW	12/04/07	08/22/08	407.42	321.96		85.46
125029900	161	LIFE TIME FITNESS INC	06/17/08	08/14/08	5,627.39	5,825.27	(197.88)	
125030000	70	LIFE TIME FITNESS INC	06/17/08	08/22/08	2,482.18	2,532.73	(50.55)	
125030100	80	LIFEPOINT HOSPS INC	02/27/07	01/28/08	2,167.39	2,964.80	(797.41)	
125030200	113	LIFEPOINT HOSPS INC	02/27/07	01/31/08	3,054.28	4,187.78	(1,133.50)	
	317		07/31/07		8,568.19	9,524.71	(956.52)	
	264		09/21/07		7,135.65	7,861.26	(725.61)	
	282		12/19/07		7,622.18	8,450.98	(828.80)	
125030300	590	LODGENET ENTERTAINMENT CORP	07/20/07	01/14/08	8,908.51	20,337.66	(11,429.15)	
125030400	256	LODGENET INTERACTIVE CORP	07/20/07	01/15/08	3,650.07	8,824.47	(5,174.40)	
	253		07/31/07		3,607.30	8,071.03	(4,463.73)	
	222		09/18/07		3,165.29	5,232.19	(2,066.90)	
125030500	142	LODGENET INTERACTIVE CORP	09/18/07	01/23/08	1,983.80	3,348.71	(1,362.91)	
	278		09/21/07		3,883.77	6,986.84	(3,103.07)	
	364		11/29/07		5,085.22	6,900.89	(1,815.67)	

2  
0  
0  
8  
  
Y  
E  
A  
R  
  
E  
N  
D  
  
S  
U  
M  
M  
A  
R  
Y

Ref: 00009232 00080903

CITI GLOBAL IMPACT FUNDING  
Account Number 692-17598-14 643

2  
0  
0  
8  
  
Y  
E  
A  
R  
  
E  
N  
D  
  
S  
U  
M  
M  
A  
R  
Y

Details on Short-Term Gain/(Loss) 2008 - continued

Reference number	Quantity	Security Description	Opening Trade Date	Closing Trade Date	Sale Proceeds	Cost	(Loss)	Gain
	236		11/30/07		\$ 3,297.01	\$ 4,521.22	(\$ 1,224.21)	
	576		12/19/07		8,046.94	10,430.21	(2,383.27)	
125031400	157	MARVEL ENTERTAINMENT INC	10/23/07	05/01/08	4,687.13	3,750.95		936.18
125031500	189	MARVEL ENTERTAINMENT INC	10/23/07	05/02/08	5,697.65	4,515.48		1,182.17
125031600	183	MARVEL ENTERTAINMENT INC	10/23/07	08/14/08	6,039.25	4,372.13		1,667.12
125031700	62	MARVEL ENTERTAINMENT INC	10/23/07	08/22/08	2,080.08	1,481.27		598.81
125031800	264	MARVEL ENTERTAINMENT INC	10/23/07	10/09/08	7,712.50	6,307.32		1,405.18
125031900	72	MARVEL ENTERTAINMENT INC	10/23/07	10/09/08	2,009.02	1,720.18		288.84
	108	TRADE AS OF 10/09/08	10/25/07		3,013.53	2,595.21		418.32
125032100	205	MATRIA HEALTHCARE INC-NEW	02/01/07	01/15/08	5,617.63	5,788.01	(170.38)	
	334		02/14/07		9,152.62	8,396.73		755.89
	137		02/16/07		3,754.22	3,543.00		211.22
	48		02/22/07		1,315.35	1,306.91		8.44
125032200	266	MATRIA HEALTHCARE INC-NEW	02/22/07	01/28/08	8,573.56	7,242.46		1,331.10
	345		02/23/07		11,119.85	8,583.46		2,536.39
	419		02/27/07		13,504.98	10,395.39		3,109.59
	469		06/08/07		15,116.55	13,706.99		1,409.56
	338		07/31/07		10,894.23	8,714.82		2,179.41
	12		09/21/07		386.77	311.58		75.19
125032300	677	MATRIA HEALTHCARE INC-NEW	09/21/07	02/20/08	18,501.05	17,578.31		922.74
	85		10/29/07		2,322.88	2,086.74		236.14
125032400	24	MATRIA HEALTHCARE INC-NEW	10/29/07	02/26/08	642.48	589.20		53.28
	117		10/30/07		3,132.07	2,921.42		210.65
125032500	157	MATRIA HEALTHCARE INC-NEW	10/30/07	02/27/08	4,143.31	3,920.20		223.11
	418		12/19/07		11,031.23	9,045.50		1,985.73
125032600	477	MATRIA HEALTHCARE INC-NEW	12/19/07	02/29/08	11,970.47	10,322.25		1,648.22
	394		01/09/08		9,887.55	9,765.01		122.54
125032700	163	MICROS SYSTEMS INC	09/21/07	07/07/08	4,618.44	5,100.27	(481.83)	
125032800	105	MICROS SYSTEMS INC	09/21/07	08/14/08	3,475.69	3,285.45		190.24
125032900	39	MICROS SYSTEMS INC	09/21/07	08/22/08	1,251.89	1,220.31		31.58
125033000	295	NBTY INC	12/13/07	08/14/08	10,384.24	7,952.52		2,431.72
125033100	82	NBTY INC	12/13/07	08/22/08	2,912.62	2,210.53		702.09
125033200	308	NATIONAL CINEMEDIA INC	09/21/07	06/12/08	4,239.13	7,424.88	(3,185.75)	
	451		10/09/07		6,207.30	11,816.20	(5,608.90)	
	539		12/19/07		7,418.49	12,930.56	(5,512.07)	

Ref: 00009232 00080904

CITI GLOBAL IMPACT FUNDING  
Account Number 692-17598-14 643

Details of Short Term Gain/(Loss) 2008 - continued

Reference number	Quantity	Security Description	Opening Trade Date	Closing Trade Date	Sale Proceeds	Cost	(Loss)	Gain
	53		05/21/08		\$ 728.46	\$ 1,020.24	(\$ 290.78)	
	188		06/09/08		2,587.53	3,699.84	(1,112.31)	
125033500	50	NATIONAL FINANCIAL PARTNERS CORP	11/28/07	10/20/08	417.56	2,331.61	(1,914.05)	
125033600	178	NATIONAL FINANCIAL PARTNERS CORP	11/28/07	10/21/08	1,465.93	8,300.51	(6,834.58)	
	36		11/28/07		296.48	1,678.76	(1,382.28)	
	320		12/19/07		2,635.38	14,384.19	(11,748.81)	
	113		02/13/08		930.61	3,177.73	(2,247.12)	
125033700	275	NATIONAL FINANCIAL PARTNERS CORP	02/13/08	10/22/08	2,138.91	7,733.41	(5,594.50)	
	390		04/15/08		3,033.38	9,955.92	(6,922.58)	
125033800	47	NATIONAL FINANCIAL PARTNERS CORP	04/15/08	10/23/08	317.36	1,199.82	(882.46)	
	42		05/21/08		283.60	1,024.38	(740.78)	
	119		06/09/08		803.53	2,630.16	(1,826.63)	
	490		07/24/08		3,308.66	10,694.35	(7,385.69)	
125033900	1,940	NEWALLIANCE BANCSHARES INC TRADE AS OF 07/08/08	02/22/08	07/08/08	23,288.02	23,289.51	(1.49)	
	85		03/13/08		1,020.35	1,072.14	(51.79)	
125034000	223	NEWALLIANCE BANCSHARES INC	03/13/08	08/14/08	3,018.17	2,812.79		205.38
125034100	94	NEWALLIANCE BANCSHARES INC	03/13/08	08/22/08	1,243.61	1,185.66		57.95
125034200	77	OIL STATES INTERNATIONAL INC	02/26/08	08/14/08	3,879.23	3,408.11		473.12
125034300	46	OIL STATES INTERNATIONAL INC	02/26/08	08/22/08	2,497.32	2,034.82		462.50
125034400	285	OIL STATES INTERNATIONAL INC	02/26/08	10/06/08	7,216.47	12,607.03	(5,390.56)	
	116		02/27/08		2,937.23	5,143.97	(2,206.74)	
	298		02/29/08		7,545.64	12,644.56	(5,098.92)	
	243		03/18/08		6,152.99	10,436.34	(4,283.35)	
	26		05/21/08		658.34	1,524.64	(866.30)	
	8		06/09/08		202.58	497.84	(295.26)	
125034700	384	ON SEMICONDUCTOR CORP	09/21/07	05/19/08	4,046.42	4,865.28	(818.86)	
125034800	478	ON SEMICONDUCTOR CORP	09/21/07	08/06/08	4,752.06	6,056.26	(1,304.20)	
	743		10/18/07		7,386.58	9,518.43	(2,131.87)	
125034900	65	ON SEMICONDUCTOR CORP	10/18/07	08/14/08	674.76	832.70	(157.94)	
	685		12/14/07		7,110.94	5,538.36		1,572.58
125035000	125	ON SEMICONDUCTOR CORP	12/14/07	08/22/08	1,246.37	1,010.65		235.72
125035100	124	ORBITAL SCIENCES CORP	05/18/07	04/17/08	3,252.75	2,459.64		793.11
	282		06/19/07		7,397.38	5,750.01		1,647.37
125035200	230	ORBITAL SCIENCES CORP	06/19/07	04/22/08	6,125.07	4,689.72		1,435.35
	447		08/07/07		11,903.94	9,164.57		2,739.37
	302		09/21/07		8,042.49	6,440.15		1,602.34

2008 YEAR END SUMMARY



Ref: 00009232 00080905

CITI GLOBAL IMPACT FUNDING  
Account Number 692-17598-14 643

2  
0  
0  
8  
  
Y  
E  
A  
R  
  
E  
N  
D  
  
S  
U  
M  
M  
A  
R  
Y

Details of Short-Term Gain (Loss) 2008 (continued)								
Reference number	Quantity	Security Description	Opening Trade Date	Closing Trade Date	Sale Proceeds	Cost	(Loss)	Gain
125035300	168	ORBITAL SCIENCES CORP	09/21/07	04/23/08	\$ 4,484.15	\$ 3,582.60		\$ 881.55
	531		12/19/07		14,109.92	12,398.85		1,711.07
125035700	315	PMC SIERRA INC	09/21/07	08/14/08	2,602.38	2,567.25		35.11
125035800	359	PMC SIERRA INC	09/21/07	08/22/08	2,907.92	2,925.85	(17.93)	
125035900	140	PAETEC HOLDING CORP	01/11/08	08/14/08	433.99	1,177.12	(743.13)	
125036000	1,241	PAETEC HOLDING CORP	01/11/08	08/22/08	4,147.39	10,434.33	(6,286.94)	
125036200	66	PANERA BREAD CO CL A	02/27/07	01/08/08	1,784.82	3,408.72	(1,623.90)	
125036300	26	PANERA BREAD CO CL A	02/27/07	01/09/08	834.34	1,582.62	(748.28)	
	136		03/07/07		4,364.27	7,983.80	(3,619.53)	
	101		06/06/07		3,241.11	5,138.01	(1,896.90)	
125036400	84	PANERA BREAD CO CL A	08/06/07	03/26/08	3,691.93	4,273.20	(581.27)	
	70		09/19/07		3,076.81	3,137.09	(60.48)	
125036500	103	PANERA BREAD CO CL A	09/19/07	04/23/08	4,706.02	4,616.01		90.01
	169		09/21/07		7,721.54	7,327.52		394.02
125036600	83	PANERA BREAD CO CL A	09/21/07	05/02/08	4,322.98	3,598.72		724.26
	217		12/19/07		11,302.25	7,619.30		3,682.95
125036700	123	PANERA BREAD CO CL A	12/19/07	05/28/08	8,291.39	4,318.78		1,972.61
	332		12/24/07		16,981.64	12,118.80		4,862.84
	10		05/21/08		511.49	502.10		9.39
125036800	532	PETROHAWK ENERGY CORP	04/12/07	03/13/08	9,912.27	7,369.90		2,542.37
125036900	564	PETROHAWK ENERGY CORP	04/12/07	03/26/08	11,144.62	7,813.21		3,331.41
125037300	722	PETROHAWK ENERGY CORP	07/16/07	06/05/08	24,270.47	10,886.46		13,384.01
	24		09/21/07		806.77	406.08		400.69
125037400	266	PETROHAWK ENERGY CORP	09/21/07	06/17/08	10,396.66	4,500.72		5,895.94
125037500	118	PETROHAWK ENERGY CORP	09/21/07	08/14/08	3,439.68	1,996.56		1,443.12
125037600	38	PETROHAWK ENERGY CORP	09/21/07	08/22/08	1,253.23	642.96		610.27
125037700	225	PETROHAWK ENERGY CORP	09/21/07	09/15/08	5,051.22	3,807.00		1,244.22
	179		12/19/07		4,018.52	2,905.17		1,113.35
125037800	404	PETROHAWK ENERGY CORP	12/19/07	09/19/08	9,857.50	6,556.92		3,300.58
125037900	459	PETROHAWK ENERGY CORP	12/19/07	09/25/08	11,339.94	7,449.57		3,890.37
	91		05/21/08		2,248.22	2,548.00	(299.78)	
	15		06/09/08		370.59	538.50	(167.91)	
125038000	203	PHILLIPS-VAN HEUSEN CORP DEL	02/01/08	08/14/08	7,816.36	8,671.45	(855.09)	
125038100	70	PHILLIPS-VAN HEUSEN CORP DEL	02/01/08	08/22/08	2,506.68	2,990.16	(483.48)	

Ref: 00009232 00080906

CITI GLOBAL IMPACT FUNDING

Account Number 692-17598-14 643

Details of Short-Term Gain (Loss) 2008 - continued

Reference number	Quantity	Security Description	Opening Trade Date	Closing Trade Date	Sale Proceeds	Cost	(Loss)	Gain
125038200	285	PHILLIPS-VAN HEUSEN CORP DEL	02/01/08	10/13/08	\$ 9,099.17	\$ 12,174.20	(\$ 3,075.03)	
	271		02/27/08		8,652.20	10,811.19	(2,158.99)	
	156		03/25/08		4,980.60	5,711.66	(731.06)	
125038300	161	PHILLIPS-VAN HEUSEN CORP DEL	03/25/08	10/20/08	4,478.43	5,894.72	(1,416.29)	
	111		05/13/08		3,087.61	5,042.01	(1,954.40)	
125038400	148	PHILLIPS-VAN HEUSEN CORP DEL	05/13/08	10/28/08	3,173.80	6,722.68	(3,548.88)	
	35		05/21/08		750.56	1,522.50	(771.94)	
	12		06/09/08		257.33	510.60	(253.27)	
	32		07/07/08		666.23	1,144.70	(458.47)	
125038500	330	PHILLIPS-VAN HEUSEN CORP DEL	07/07/08	10/31/08	7,907.61	11,804.76	(3,897.15)	
	288		08/08/08		6,901.19	11,345.01	(4,443.82)	
125039000	221	PIONEER DRILLING CO	06/26/08	08/14/08	3,882.08	4,383.45	(501.39)	
125039100	70	PIONEER DRILLING CO	06/26/08	08/22/08	1,245.29	1,388.42	(143.13)	
125039200	719	PIONEER DRILLING CO	06/26/08	10/06/08	7,127.76	14,261.08	(7,133.32)	
	198		06/27/08		1,962.86	3,979.36	(2,016.50)	
	711		07/02/08		7,048.46	13,229.58	(6,181.12)	
125039300	103	RTI INTL METALS INC	09/21/07	07/30/08	2,810.14	7,872.70	(5,062.56)	
	147		10/31/07		4,010.59	11,588.99	(7,578.40)	
	172		12/19/07		4,692.67	11,885.20	(7,192.53)	
	69		01/07/08		1,882.52	4,232.72	(2,350.20)	
	131		01/08/08		3,574.07	7,792.12	(4,218.05)	
	225		01/25/08		6,138.66	11,682.54	(5,543.88)	
	230		03/17/08		6,275.08	10,238.63	(3,963.55)	
65	06/09/08	1,773.40	2,647.45	(874.05)				
125039400	2,669	RF MICRO DEVICES INC	01/23/08	08/14/08	9,928.62	8,133.78		1,794.84
125039500	886	RF MICRO DEVICES INC	01/23/08	08/22/08	3,323.37	2,700.08		623.29
125039600	227	REGAL ENTERTAINMENT GROUP CL A	07/11/08	08/14/08	3,897.22	3,419.26		477.96
125039700	101	REGAL ENTERTAINMENT GROUP CL A	07/11/08	08/22/08	1,659.82	1,521.34		138.48
125039800	483	RIVERBED TECHNOLOGY INC	05/16/08	08/14/08	8,664.97	8,318.27		346.70
125039900	170	RIVERBED TECHNOLOGY INC	05/16/08	08/22/08	2,916.16	2,927.76	(11.60)	
125040000	743	RIVERBED TECHNOLOGY INC	05/16/08	10/31/08	9,070.11	12,796.02	(3,725.91)	
125040900	368	SELECTIVE INSURANCE GROUP INC	08/13/07	05/07/08	7,769.31	8,068.59	(299.28)	
125041000	453	SELECTIVE INSURANCE GROUP INC	08/13/07	05/12/08	9,491.15	9,932.25	(441.10)	
	416		08/17/07		8,715.94	8,974.33	(258.39)	
	287		09/21/07		6,013.16	6,137.54	(124.38)	
	19		11/06/07		398.08	429.64	(31.56)	
	317		11/07/07		6,641.72	7,367.87	(726.15)	

2008 YEAR END SUMMARY

Ref: 00009232 00080907

CITI GLOBAL IMPACT FUNDING  
Account Number 692-17598-14 643

Details of Short-Term Gain/(Loss) 2008 - continued

Reference number	Quantity	Security Description	Opening Trade Date	Closing Trade Date	Sale Proceeds	Cost	(Loss)	Gain
125041100	84	SELECTIVE INSURANCE GROUP INC	11/07/07	05/13/08	\$ 1,971.55	\$ 2,184.80	(\$ 213.25)	
	472		12/19/07		9,899.72	10,423.91	(524.19)	
125041200	934	TCF FINANCIAL CORP	02/01/08	06/10/08	13,757.27	20,255.10	(6,497.83)	
125041300	185	TCF FINANCIAL CORP TRADE AS OF 07/08/08	02/01/08	07/08/08	2,048.84	4,011.98	(1,963.14)	
	497		02/04/08		5,504.19	10,876.01	(5,171.82)	
	1,117		02/07/08		12,370.59	22,984.40	(10,613.81)	
	541		03/13/08		5,991.49	10,279.47	(4,287.98)	
	174		06/09/08		1,927.03	2,633.46	(706.43)	
125041400	211	THQ INC NEW (DE)	12/07/07	08/14/08	3,465.70	5,343.89	(1,878.19)	
125041500	106	THQ INC NEW (DE)	12/07/07	08/22/08	1,663.14	2,684.61	(1,021.47)	
125041600	515	THQ INC NEW (DE)	12/07/07	09/15/08	6,518.16	13,043.15	(6,524.99)	
	200		12/19/07		2,531.32	5,465.89	(2,924.67)	
	215		01/03/08		2,721.18	5,790.72	(3,069.54)	
125041700	252	THQ INC NEW (DE)	01/03/08	09/16/08	3,032.60	6,787.27	(3,754.67)	
	560		02/04/08		6,739.11	10,911.32	(4,172.21)	
	53		05/21/08		637.81	1,024.49	(386.68)	
	98		06/09/08		1,179.34	2,096.22	(916.88)	
125041800	345	TEMPUR-PEDIC INTERNATIONAL INC	04/20/07	03/17/08	3,676.93	9,276.29	(5,599.36)	
	12		09/21/07		127.89	422.40	(294.51)	
	301		11/09/07		3,207.99	9,317.61	(6,109.62)	
	374		11/21/07		3,986.01	10,783.06	(6,797.05)	
	404		12/13/07		4,305.74	11,504.95	(7,199.21)	
	443		12/19/07		4,721.41	11,919.98	(7,198.57)	
125042300	301	TITAN INTL INC ILL	02/25/08	07/23/08	11,858.91	9,480.90		2,378.01
125042400	284	TITAN INTL INC ILL WITH DUE BILL SPLT 5.4	02/25/08	08/05/08	12,309.40	8,945.43		3,363.97
125042500	139	TITAN INTL INC ILL WITH DUE BILL SPLT 5.4	02/25/08	08/14/08	5,622.17	4,378.22		1,243.95
	11		02/29/08		444.92	370.17		74.75
125042600	1587	TITAN INTL INC ILL .1745 CASH IN LIEU OF .75000 1669 RECORD 07/31/08 PAY 08/15/08 0142 .0355 2002	02/29/08	08/15/08	5.87	4.27		1.60
			03/18/08		6.45	4.49		1.96
			04/15/08		6.17	4.92		1.25
			05/21/08		52	.44		.08
			06/09/08		131	1.15		.16
			07/07/08		740	5.44		1.96
125042700	79	TITAN INTL INC ILL	02/29/08	08/22/08	2,089.53	2,126.80	(37.27)	
125042800	284 5912	TITAN INTL INC ILL	02/29/08	10/06/08	4,416.18	7,661.63	(3,245.45)	
	399 8254		03/18/08		6,204.33	10,292.25	(4,087.92)	
	382 333		04/15/08		5,932.89	11,266.47	(5,333.58)	

2  
0  
0  
8  
  
Y  
E  
A  
R  
  
E  
N  
D  
  
S  
U  
M  
M  
A  
R  
Y

Ref: 00009232 00080908

CITI GLOBAL IMPACT FUNDING  
Account Number 692-17598-14 643

2  
0  
0  
8  
  
Y  
E  
A  
R  
  
E  
N  
D  
  
S  
U  
M  
M  
A  
R  
Y

Details of Short Term Gain (Loss) 2008 - continued

Reference number	Quantity	Security Description	Opening Trade Date	Closing Trade Date	Sale Proceeds	Cost	(Loss)	Gain
	32,4858		05/21/08		\$ 504.10	\$ 1,016.94	(\$ 512.84)	
	81,2145		06/09/08		1,260.25	2,638.50	(1,378.25)	
	458,5501		07/07/08		7,115.60	12,474.38	(5,358.76)	
	486		08/19/08		7,541.57	13,304.15	(5,762.58)	
125042900	246	TRIUMPH GROUP INC NEW	03/07/08	07/25/08	12,615.64	13,971.77	(1,356.13)	
125043000	94	TRIUMPH GROUP INC NEW	03/07/08	08/14/08	5,191.59	5,338.80	(147.21)	
125043100	8	TRIUMPH GROUP INC NEW	03/07/08	08/22/08	433.11	454.37	(21.26)	
125043200	40	TRIUMPH GROUP INC NEW	03/07/08	09/16/08	2,000.22	2,271.83	(271.61)	
	196		03/31/08		9,801.10	11,174.96	(1,373.86)	
125043300	23	TRIUMPH GROUP INC NEW	03/31/08	09/24/08	1,134.04	1,311.35	(177.31)	
	104		06/06/08		5,127.85	5,545.21	(417.36)	
125043400	93	TRIUMPH GROUP INC NEW	06/06/08	09/25/08	4,609.05	4,958.70	(349.65)	
125043500	9	TRIUMPH GROUP INC NEW	06/06/08	10/06/08	338.77	479.87	(141.10)	
	80		06/09/08		3,011.31	4,283.93	(1,272.62)	
	262		06/11/08		9,862.04	13,549.02	(3,686.98)	
125043600	1,361	TRIZETTO GROUP INC	11/02/07	04/11/08	28,188.46	22,123.33		6,065.13
	641		11/06/07		13,276.12	10,300.93		2,975.19
	632		11/30/07		13,089.73	9,763.64		3,326.09
125043700	33	TRIZETTO GROUP INC	11/30/07	04/22/08	686.49	509.81		176.68
	624		12/19/07		12,980.87	10,419.55		2,561.32
	175		01/08/08		3,640.47	2,895.25		745.22
125043800	562	TRIZETTO GROUP INC	01/08/08	04/23/08	11,715.61	9,297.90		2,417.71
125043900	3,675	USEC INC	10/12/07	02/28/08	24,593.56	34,607.11	(10,013.55)	
	1,221		11/27/07		8,171.09	9,903.53	(1,732.44)	
	1,154		12/19/07		7,722.71	10,928.38	(3,205.67)	
125044000	129	U S AIRWAYS GROUP INC	08/28/07	01/08/08	1,498.11	3,780.02	(2,281.91)	
	291		08/30/07		3,379.45	8,663.97	(5,284.52)	
	357		09/21/07		4,145.92	10,459.92	(6,314.00)	
	335		09/25/07		3,890.43	8,981.32	(5,090.89)	
	387		10/05/07		4,494.32	11,818.94	(7,324.62)	
	443		11/09/07		5,144.66	9,415.34	(4,270.68)	
	459		12/19/07		5,330.45	6,935.03	(1,604.58)	
125044100	215	VCA ANTECH INC FULL PRICE IS 32 22837200	04/23/08	08/14/08	6,929.06	6,028.84		900.22
125044200	53	VCA ANTECH INC	04/23/08	08/22/08	1,659.42	1,486.18		173.24
125044300	140	VCA ANTECH INC	04/23/08	10/14/08	3,492.68	3,925.75	(433.07)	
	88		04/24/08		2,195.40	2,666.25	(470.85)	

Ref. 00009232 00080909

CITI GLOBAL IMPACT FUNDING  
Account Number 692-17598-14 643

2  
0  
0  
8  
  
Y  
E  
A  
R  
  
E  
N  
D  
  
S  
U  
M  
M  
A  
R  
Y

Details of Short Term Gain (Loss) 2008 - continued

Reference number	Quantity	Security Description	Opening Trade Date	Closing Trade Date	Sale Proceeds	Cost	(Loss)	Gain
125044600	203	WADDELL & REED FINL INC CL A	02/27/07	01/18/08	\$ 6,326.64	\$ 5,020.19		\$ 1,306.45
	302		09/21/07		9,412.05	7,858.70		1,553.35
	238		12/19/07		7,417.45	8,457.88	(1,040.43)	
125044700	753	WALTER INDS INC	10/06/08	12/04/08	9,797.45	23,747.51	(13,950.06)	
125044800	356	WARNACO GROUP INC	10/13/08	12/19/08	7,261.35	11,806.71	(4,545.36)	
125044900	508	WEBSTER FINANCIAL CORP	05/07/08	08/16/08	10,163.75	14,115.29	(3,951.54)	
125045000	356	WEBSTER FINANCIAL CORP	05/07/08	08/17/08	6,868.08	9,891.81	(3,023.73)	
	25		08/09/08		482.31	534.75	(52.44)	
125045100	208	WELLCARE HLTH PLANS INC	01/31/08	08/14/08	8,225.52	9,848.74	(1,623.22)	
125045200	272	WELLCARE HLTH PLANS INC	01/31/08	11/25/08	2,203.11	12,879.12	(10,676.01)	
	252		02/05/08		2,041.11	12,229.43	(10,188.32)	
	363		04/11/08		2,940.17	14,969.29	(12,029.12)	
	10		05/21/08		81.00	526.90	(445.90)	
	73		06/09/08		591.27	3,703.29	(3,112.02)	
	296		07/31/08		2,397.50	11,544.68	(9,147.18)	
125045300	89	WILMINGTON TRUST CORP	07/31/08	08/14/08	2,155.56	2,099.46		56.10
125045400	18	WILMINGTON TRUST CORP	07/31/08	08/22/08	407.51	424.61	(17.10)	
125045500	632	WILMINGTON TRUST CORP	07/31/08	09/18/08	18,659.06	14,908.50		3,750.56
125045600	267	WILMINGTON TRUST CORP	07/31/08	09/22/08	7,875.79	6,298.37		1,577.42
	786		09/08/08		23,184.90	20,317.79		2,867.11
<b>Total</b>					<b>\$ 3,082,808.91</b>	<b>\$ 4,019,208.84</b>	<b>(1,228,387.84)</b>	<b>\$ 291,789.91</b>

Details of Long Term Gain (Loss) 2008

This section shows your sales of securities during the year. The "Sale Proceeds" column excludes any accrued income you may have received. In addition, although cash in lieu less than \$20 is not included on Form 1099-B (if applicable), it is included in this section. Please note, this material is being prepared for informational purposes only and should not be used for tax preparation without the assistance of your tax advisor.

Reference number	Quantity	Security Description	Opening Trade Date	Closing Trade Date	Sale Proceeds	Cost	(Loss)	Gain
125000100	378	GLOBAL CROSSING LTD NEW	10/30/06	08/14/08	\$ 6,921.90	\$ 9,749.26	(\$ 2,827.36)	
125000200	23	GLOBAL CROSSING LTD NEW	10/30/06	08/22/08	406.86	593.21	(186.35)	
125000300	186	MONTPELIER RE HOLDINGS LTD	07/27/06	01/31/08	3,199.96	3,481.73	(281.77)	
	98	-USD	07/28/06		1,686.00	1,754.67	(68.67)	
	5		07/28/06		86.02	89.52	(3.50)	

Ref: 00009232 00080910

CITI GLOBAL IMPACT FUNDING  
Account Number 692-17598-14 643

Details of Long Term Gain (Loss) 2008 - continued

Reference number	Quantity	Security Description	Opening Trade Date	Closing Trade Date	Sale Proceeds	Cost	(Loss)	Gain
	28		07/31/06		\$ 481.71	\$ 505.77	(\$ 24.06)	
	185		08/01/06		3,182.77	3,328.04	(143.27)	
125000400	79	MONTPELIER RE HOLDINGS LTD	08/01/06	02/01/08	1,361.13	1,420.31	(59.18)	
	166	-USD	09/15/06		2,860.10	3,227.20	(367.10)	
125000500	258	MONTPELIER RE HOLDINGS LTD	09/15/06	02/12/08	4,334.17	5,015.78	(681.61)	
	318	-USD	11/03/06		5,342.12	5,603.19	(261.07)	
	114		11/08/08		1,915.10	2,055.42	(140.32)	
125000600	106	MONTPELIER RE HOLDINGS LTD	11/08/06	03/24/08	1,687.43	1,911.18	(223.75)	
	512	-USD	12/07/06		8,150.59	9,953.28	(1,802.69)	
125000700	94	MONTPELIER RE HOLDINGS LTD	12/07/06	03/25/08	1,480.64	1,827.36	(346.72)	
	552	-USD	02/27/07		8,694.84	9,693.12	(998.28)	
125001900	166	ADVANCED MEDICAL OPTICS INC	02/13/07	05/30/08	4,016.99	6,214.05	(2,197.06)	
	207		02/21/07		5,009.14	7,906.49	(2,897.35)	
	150		02/27/07		3,629.81	5,779.50	(2,149.69)	
125002000	27	ADVANCED MEDICAL OPTICS INC	02/27/07	08/14/08	575.12	1,040.31	(465.19)	
	254		05/22/07		5,410.43	10,895.66	(5,485.23)	
	44		06/01/07		937.24	1,550.98	(613.74)	
125002100	195	ADVANCED MEDICAL OPTICS INC	06/01/07	08/20/08	4,002.49	6,873.87	(2,871.18)	
125002400	.0179	ALLEGHANY CORP DEL	01/05/06	04/25/08	6.20	4.92		1.28
	.0461	CASH IN LIEU OF .16000	01/11/06		15.97	12.56		3.41
	.0155	RECORD 04/01/08 PAY 04/25/08	05/10/06		5.37	4.18		1.19
	.0114		11/08/06		3.94	3.55		.39
	.0124		02/27/07		4.29	4.74	(.45)	
125002500	18.0256	ALLEGHANY CORP DEL	01/05/06	08/14/08	5,566.81	4,950.60		616.21
	1.9744		01/11/08		609.75	537.57		72.18
125002600	4	ALLEGHANY CORP DEL	01/11/06	08/22/08	1,249.99	1,089.08		160.91
125002700	7	ALLEGHANY CORP DEL	01/11/06	12/15/08	2,029.89	1,905.90		123.99
125003000	291	ALPHARMA INC CL A	04/16/07	08/14/08	6,919.97	7,237.88	(317.91)	
125003100	47	ALPHARMA INC CL A	04/16/07	08/22/08	1,822.55	1,169.00		453.55
	388		05/31/07		13,394.65	9,431.27		3,963.38
125003500	296	AMERICAN EQUITY INVESTMENT	12/14/05	02/21/08	2,695.34	3,492.39	(797.05)	
	288	LIFE HOLDING COMPANY	01/05/06		2,622.50	3,790.08	(1,167.58)	
	356		01/11/06		3,241.70	4,941.28	(1,699.58)	
	88		05/10/06		801.32	1,173.04	(371.72)	
125003600	351	AMERICAN EQUITY INVESTMENT	05/10/06	02/22/08	3,282.16	4,678.83	(1,396.67)	
		LIFE HOLDING COMPANY						

2008 YEAR END SUMMARY

Ref: 00009232 00080911

CITI GLOBAL IMPACT FUNDING  
Account Number 692-17598-14 643

Details of Long Term Gain (Loss) 2008 - continued

Reference number	Quantity	Security Description	Opening Trade Date	Closing Trade Date	Sale Proceeds	Cost	(Loss)	Gain
125003700	543	AMERICAN EQUITY INVESTMENT	05/10/06	02/27/08	\$ 5,384.76	\$ 7,238.19	(\$ 1,853.43)	
	194	LIFE HOLDING COMPANY	11/08/06		1,923.84	2,547.22	(623.38)	
125003800	425	AMERICAN EQUITY INVESTMENT	02/27/07	02/28/08	4,107.28	5,763.00	(1,655.72)	
		LIFE HOLDING COMPANY						
125003900	32	AMERICAN EQUITY INVESTMENT	02/27/07	03/25/08	317.39	433.92	(116.53)	
		LIFE HOLDING COMPANY						
125004100	483	AMERISTAR CASINOS INC	11/24/06	01/09/08	11,726.08	14,773.52	(3,047.44)	
	10		12/05/06		242.78	320.26	(77.48)	
125004200	216	AMERISTAR CASINOS INC	12/05/06	01/16/08	4,408.77	6,917.71	(2,508.94)	
	261		12/21/06		5,327.27	8,083.09	(2,755.82)	
125004300	75	AMERISTAR CASINOS INC	02/27/07	08/14/08	1,165.49	2,515.42	(1,349.93)	
	349		04/04/07		5,423.43	10,781.62	(5,358.19)	
	77		07/17/07		1,196.57	2,661.01	(1,464.44)	
125004400	760	ARIBA INC-NEW	02/01/07	05/13/08	9,647.38	7,231.02		2,416.36
	283		02/15/07		3,592.38	3,048.05		544.33
125004500	483	ARIBA INC-NEW	02/15/07	06/18/08	7,390.14	5,202.15		2,187.99
	568		02/27/07		8,690.69	5,377.82		3,312.87
	251		03/02/07		3,840.43	2,299.86		1,540.57
125004600	732	ARIBA INC-NEW	03/02/07	08/08/08	12,563.24	6,707.17		5,856.07
125004700	58	ARIBA INC-NEW	03/02/07	08/14/08	1,012.73	531.44		481.29
	314		06/18/07		5,482.72	3,095.48		2,387.24
125004800	593	ARIBA INC-NEW	06/18/07	09/10/08	8,971.50	5,845.91		3,125.59
125004900	84	ARIBA INC-NEW	06/18/07	10/09/08	916.54	828.09		88.45
	516		09/21/07		5,830.20	5,201.23		428.97
125005000	603	ARIBA INC-NEW	09/21/07	10/13/08	6,846.06	6,078.18		767.88
125005100	53	ARIBA INC-NEW	09/21/07	10/14/08	592.01	534.23		57.78
125005300	1,720	ARRIS GROUP INC	01/17/07	02/15/08	9,442.01	23,131.59	(13,689.58)	
	507		02/02/07		2,783.20	7,292.33	(4,509.13)	
125005700	58	ATWOOD OCEANICS INC	02/27/07	04/17/08	6,225.35	3,011.94		3,213.41
	41		03/19/07		4,400.67	2,218.31		2,182.36
125005800	170	ATWOOD OCEANICS INC	03/19/07	07/02/08	20,600.87	9,197.87		11,403.00
125005900	106	ATWOOD OCEANICS INC	03/19/07	08/14/08	4,322.44	2,867.57		1,454.87
125006000	40	ATWOOD OCEANICS INC	03/19/07	08/22/08	1,681.59	1,082.10		599.49
125006100	246	ATWOOD OCEANICS INC	03/19/07	12/03/08	3,876.89	6,654.93	(2,778.04)	
	194		09/21/07		3,057.38	7,822.08	(4,764.70)	

2  
0  
0  
8  
  
Y  
E  
A  
R  
  
E  
N  
D  
  
S  
U  
M  
M  
A  
R  
Y

Ref: 00009232 00080912

CITI GLOBAL IMPACT FUNDING  
Account Number 692-17598-14 643

Details of Long Term Gain (Loss) 2008 continued

Reference number	Quantity	Security Description	Opening Trade Date	Closing Trade Date	Sale Proceeds	Cost	(Loss)	Gain
125006400	56	BALLY TECHNOLOGIES INC	02/14/07	05/14/08	\$ 2,399.63	\$ 1,128.86		\$ 1,270.77
	256		02/27/07		10,969.74	5,585.92		5,383.82
125006500	145	BALLY TECHNOLOGIES INC	02/27/07	08/14/08	4,747.13	3,163.90		1,583.23
125006600	10	BALLY TECHNOLOGIES INC	02/27/07	08/22/08	340.20	218.20		122.00
	14		07/30/07		476.27	340.62		135.65
125006900	197	BILL BARRETT CORP	04/11/07	05/06/08	10,849.31	7,063.65		3,785.66
125007000	57	BILL BARRETT CORP	04/11/07	08/14/08	2,246.98	2,043.80		203.18
	53		06/06/07		2,089.30	1,980.31		108.99
125007100	41	BILL BARRETT CORP	06/06/07	08/22/08	1,653.11	1,531.94		121.17
125007200	152	BILL BARRETT CORP	06/06/07	10/29/08	2,845.80	5,679.37	(2,833.57)	
	217		06/20/07		4,062.76	8,460.83	(4,398.07)	
	66		09/21/07		1,235.68	2,603.40	(1,367.72)	
125007700	87	BEBE STORES INC	04/06/06	01/08/08	1,022.55	1,675.02	(652.47)	
125007800	24	BEBE STORES INC	04/06/06	01/09/08	280.09	462.07	(181.98)	
	323		04/10/06		3,769.61	6,370.72	(2,601.11)	
	48		05/03/06		560.19	844.08	(283.89)	
125007900	266	BEBE STORES INC	05/03/06	01/11/08	2,689.62	4,677.61	(1,987.99)	
	335		05/10/06		3,387.30	5,691.65	(2,304.35)	
	194		11/08/06		1,961.60	4,526.80	(2,565.20)	
	391		12/21/06		3,953.53	7,825.87	(3,872.34)	
125008000	224	BELDEN INC	06/21/07	08/08/08	8,892.28	13,066.19	(4,173.91)	
	105	TRADE AS OF 08/08/08	06/25/07		4,168.25	5,999.21	(1,830.96)	
	48		07/09/07		1,905.49	2,789.73	(884.24)	
125008100	36	BELDEN INC	07/09/07	08/11/08	1,451.73	2,092.30	(640.57)	
125008200	91	BELDEN INC	07/09/07	08/14/08	3,701.95	5,288.87	(1,586.92)	
	111		07/16/07		4,515.56	6,495.72	(1,980.16)	
125008300	45	BELDEN INC	07/16/07	08/22/08	1,646.09	2,633.40	(987.31)	
125008400	171	BELDEN INC	07/16/07	11/03/08	3,687.90	10,006.92	(6,319.02)	
	57		09/21/07		1,229.30	2,891.02	(1,661.72)	
125008500	150	BELDEN INC	09/21/07	12/16/08	2,709.13	7,607.94	(4,898.81)	
	67		12/06/07		1,210.08	3,281.63	(2,071.55)	
	103		12/07/07		1,860.27	5,068.98	(3,208.71)	
125008700	1,719	BOOKHAM INC	04/17/06	08/14/08	2,974.44	11,196.88	(8,222.44)	
	1,156	FULL PRICE IS 1.73034100	04/19/06		2,000.26	7,133.91	(5,133.65)	
	110		04/25/06		190.34	659.34	(469.00)	
125008800	252	BOOKHAM INC	04/25/06	08/22/08	415.79	1,510.49	(1,094.70)	

2  
0  
0  
8  
Y  
E  
A  
R  
E  
N  
D  
S  
U  
M  
M  
A  
R  
Y



Ref: 00009232 00080913

CITI GLOBAL IMPACT FUNDING  
Account Number 692-17598-14 643

Details of Bond Term Gain (Loss) 2008 continued

Reference number	Quantity	Security Description	Opening Trade Date	Closing Trade Date	Sale Proceeds	Cost	(Loss)	Gain
125008900	32	BOOKHAM INC	04/25/06	10/14/08	\$ 28.12	\$ 191.81	(\$ 163.69)	
	1,333		05/05/06		1,171.30	7,182.20	(6,010.90)	
	638		05/10/06		560.61	3,132.58	(2,571.97)	
	1,825		05/19/06		1,427.88	6,977.10	(5,549.22)	
	124		05/24/06		108.96	516.16	(407.20)	
	1,672		09/05/06	1,469.17	4,920.70	(3,451.53)		
125009000	201	BOOKHAM INC	09/05/06	10/28/08	101.87	591.54	(489.67)	
	243		11/08/06		123.15	850.40	(727.25)	
	1,887		02/27/07		956.32	5,038.29	(4,081.97)	
	2,368		09/21/07		1,200.09	6,109.20	(4,909.11)	
125010300	145	CATALYST HEALTH SOLUTIONS INC	02/02/07	11/24/08	2,982.14	3,733.75	(751.61)	
	78		02/27/07		1,604.18	1,994.46	(390.28)	
125011900	217	CHEESECAKE FACTORY INC	08/16/06	01/07/08	4,259.75	5,206.63	(946.88)	
	277		08/31/06		5,437.56	6,815.09	(1,377.53)	
	132		09/13/06		2,591.19	3,529.67	(938.48)	
125012000	285	CHEESECAKE FACTORY INC	09/13/06	02/04/08	6,111.24	7,620.87	(1,509.63)	
125012100	23	CHEESECAKE FACTORY INC	09/13/06	07/29/08	326.28	615.02	(288.74)	
	106		11/08/06		1,503.74	2,840.48	(1,336.74)	
	304		01/03/07		4,312.61	7,657.55	(3,344.94)	
	311		02/27/07		4,411.91	8,614.08	(4,202.17)	
125012600	87	CHOICE HOTELS INTL INC	03/15/07	05/19/08	2,974.39	3,192.32	(217.93)	
	206		03/19/07		7,042.81	7,472.22	(429.41)	
	33		03/20/07		1,128.22	1,187.47	(59.25)	
	278		04/30/07		9,504.38	10,471.26	(966.88)	
125012700	1,327	CINCINNATI BELL INC	11/17/05	03/25/08	5,810.07	4,920.65		889.42
	1,341		01/05/06		5,871.37	5,136.03		735.34
125012800	380	CINCINNATI BELL INC	01/05/06	08/14/08	1,550.39	1,455.40		94.99
	784		01/11/06		3,198.70	2,885.12		313.58
125012900	314	CINCINNATI BELL INC	01/11/06	08/22/08	1,246.88	1,155.52		91.36
125013000	986	CINCINNATI BELL INC	01/11/06	09/23/08	3,124.61	3,628.48	(503.87)	
	262		05/10/06		830.27	1,066.34	(236.07)	
125013100	122	CINCINNATI BELL INC	05/10/06	09/24/08	386.33	498.54	(110.21)	
125013200	875	CINCINNATI BELL INC	05/10/06	09/25/08	2,782.66	3,561.25	(778.59)	
	191		11/08/06		607.41	853.77	(246.36)	
	5		02/27/07		15.90	23.15	(7.25)	
125013300	1,314	CINCINNATI BELL INC	02/27/07	10/10/08	2,480.03	6,083.82	(3,603.79)	
	389		09/17/07		734.19	1,843.59	(1,109.40)	

2008 YEAR END SUMMARY

Ref: 00009232 00080914

CITI GLOBAL IMPACT FUNDING  
Account Number 692-17598-14 643

Details of Long Term Gain (Loss) 2008 continued

Reference number	Quantity	Security Description	Opening Trade Date	Closing Trade Date	Sale Proceeds	Cost	(Loss)	Gain
125013400	199	CININNATI BELL INC	09/17/07	10/13/08	\$ 425.24	\$ 943.12	(\$ 517.88)	
	1,979		09/21/07		4,228.90	10,132.48	(5,903.58)	
125013500	1,266	CININNATI BELL INC	09/21/07	10/14/08	2,937.23	6,481.92	(3,544.69)	
	282		09/24/07		654.26	1,409.83	(755.57)	
125013800	876	CINEMARK HOLDINGS INC	04/25/07	05/30/08	12,695.09	16,692.35	(3,997.26)	
125013900	584	CINEMARK HOLDINGS INC	04/25/07	07/17/08	7,112.26	11,128.24	(4,015.98)	
125014600	433	COINSTAR INC	11/28/06	02/01/08	12,816.65	14,289.00	(1,472.35)	
	4		11/30/06		118.40	131.51	(13.11)	
126014700	226	COINSTAR INC	11/30/06	05/02/08	8,194.14	7,430.59		763.55
	89		12/13/06		3,226.90	2,816.00		410.90
125014800	136	COINSTAR INC	12/13/06	08/14/08	4,377.75	4,303.11		74.64
	12		02/27/07		386.27	359.40		26.87
125014900	63	COINSTAR INC	02/27/07	08/22/08	2,064.49	1,886.85		177.64
125015400	31	COLLECTIVE BRANDS INC	10/30/07	12/04/08	288.83	582.99	(296.16)	
	520		11/27/07		4,811.32	8,076.27	(3,264.95)	
125015900	4	COMMSCOPE INC	06/09/06	05/08/08	202.50	113.77		88.73
	82		11/08/06		4,151.18	2,569.06		1,582.12
	140		02/27/07		7,087.37	5,394.20		1,693.17
126016400	168	COMSTOCK RES INC NEW	03/28/06	03/25/08	6,236.83	4,966.21		1,270.62
	135		05/10/06		5,011.73	4,378.05		633.68
125016500	32	COMSTOCK RES INC NEW	05/10/06	04/23/08	1,434.05	1,037.76		396.29
	233		06/27/06		10,441.70	6,731.93		3,709.77
125016600	8	COMSTOCK RES INC NEW	06/27/06	06/10/08	555.32	231.14		324.18
	71		11/08/06		4,928.44	1,990.84		2,937.60
	50		12/07/06		3,470.73	1,551.77		1,918.96
125016700	216	COMSTOCK RES INC NEW	12/07/06	06/30/08	18,048.30	6,703.65		11,344.65
	32		02/27/07		2,673.82	871.04		1,802.78
125016800	166	COMSTOCK RES INC NEW	02/27/07	07/23/08	10,020.25	4,518.52		5,501.73
125016900	26	COMSTOCK RES INC NEW	02/27/07	08/14/08	1,506.20	707.72		798.48
125017100	113	COMSTOCK RES INC NEW	09/21/07	10/29/08	4,613.78	3,658.06		955.72
125017200	125	COMSTOCK RES INC NEW	09/21/07	12/12/08	5,718.39	4,046.52		1,671.87
125018100	312	DOLLAR FINANCIAL CORP	02/23/07	04/04/08	7,216.92	8,782.80	(1,565.88)	
	133		02/27/07		3,076.44	3,585.68	(509.24)	
	288		03/07/07		6,661.78	7,228.28	(566.50)	
125018200	112	DOLLAR FINANCIAL CORP	03/07/07	04/24/08	2,579.13	2,811.00	(231.87)	

2008 YEAR END SUMMARY

Ref 00009232 00080915

CITI GLOBAL IMPACT FUNDING  
Account Number 692-17598-14 643

Details of Long Term Gain/Loss 2008 - continued

Reference number	Quantity	Security Description	Opening Trade Date	Closing Trade Date	Sale Proceeds	Cost	(Loss)	Gain
125019000	13	FELCOR LODGING TR INC	07/13/05	08/14/08	\$ 108.88	\$ 200.07	(\$ 93.21)	
	67		08/30/05		550.78	990.28	(439.50)	
	228		10/10/05		1,874.22	3,201.53	(1,327.31)	
	194		01/05/06		1,594.73	3,393.08	(1,798.33)	
	183		01/11/06		1,504.30	3,300.13	(1,795.83)	
125019100	394	FELCOR LODGING TR INC	01/11/06	11/17/08	536.19	7,105.20	(6,569.01)	
	227		05/10/06		308.92	5,118.85	(4,809.93)	
	286		10/10/06		382.00	5,437.23	(5,075.23)	
	327		11/07/06		445.01	6,623.55	(6,178.54)	
	111		11/08/06		151.08	2,268.84	(2,117.78)	
	9		02/27/07		12.24	215.39	(203.15)	
125019200	387	FELCOR LODGING TR INC	02/27/07	11/18/08	485.91	9,261.96	(8,776.05)	
	465		02/27/07		583.85	11,118.52	(10,534.67)	
	396		08/08/07		497.21	8,969.95	(8,472.74)	
	352		09/21/07		441.97	7,402.56	(6,960.59)	
125019300	417	FELCOR LODGING TR INC	09/21/07	11/19/08	440.47	8,769.51	(8,329.04)	
125019400	1,643	FINISAR CORP	08/22/06	08/14/08	2,466.13	5,614.96	(3,148.83)	
	1,960		09/15/06		2,941.94	6,521.90	(3,579.96)	
	152		09/18/06		228.15	514.17	(286.02)	
	1,339		11/08/06		2,009.83	4,833.25	(2,823.42)	
	1,213		12/20/06		1,820.70	3,997.69	(2,176.99)	
125019500	502	FINISAR CORP	12/20/06	08/22/08	738.93	1,654.44	(915.51)	
	64		02/27/07		94.21	208.59	(114.38)	
125020100	84	FOUNDATION COAL HOLDINGS INC	04/26/07	06/27/08	7,285.77	3,308.45		3,977.32
125020200	96	FOUNDATION COAL HOLDINGS INC	04/26/07	08/14/08	5,348.89	3,781.08		1,567.81
	83		05/21/07		4,624.57	3,544.07		1,080.50
125020300	20	FOUNDATION COAL HOLDINGS INC	05/21/07	08/22/08	1,244.79	853.99		390.80
125020500	475	GASCO ENERGY INC	01/05/06	03/12/08	1,258.78	3,263.25	(2,004.47)	
	512		01/11/06		1,358.84	3,553.28	(2,196.44)	
125020600	476	GASCO ENERGY INC	01/11/06	04/14/08	1,357.49	3,303.44	(1,945.95)	
125020700	354	GASCO ENERGY INC	01/11/06	04/16/08	1,137.54	2,456.76	(1,319.22)	
	620		02/17/06		1,992.29	3,672.57	(1,680.28)	
125020800	469	GASCO ENERGY INC	02/17/06	04/18/08	1,506.70	2,778.12	(1,271.42)	
	805		05/10/06		2,586.12	4,395.30	(1,809.18)	
125020900	236	GASCO ENERGY INC	05/10/06	05/15/08	849.43	1,288.56	(439.13)	
	1,325		08/11/06		4,769.05	3,996.20		772.85
	874		10/30/06		3,145.77	2,334.11		811.66

2  
0  
0  
8  
  
Y  
E  
A  
R  
  
E  
N  
D  
  
S  
U  
M  
M  
A  
R  
Y

Ref. 00009232 00080916

CITI GLOBAL IMPACT FUNDING  
Account Number 692-17598-14 643

Details of Long Term Gain (Loss) 2008 continued

Reference number	Quantity	Security Description	Opening Trade Date	Closing Trade Date	Sale Proceeds	Cost	(Loss)	Gain
125021000	388	GASCO ENERGY INC	10/30/06	05/19/08	\$ 1,544.23	\$ 1,036.19		\$ 508.04
	1,063		11/01/08		4,230.72	2,780.60		1,450.12
	664		11/08/06		2,642.71	1,706.48		936.23
	121		12/05/06		481.57	390.59		90.98
125021100	823	GASCO ENERGY INC	12/05/06	08/14/08	2,150.48	2,656.64	(506.16)	
125021200	952	GASCO ENERGY INC	12/05/06	08/22/08	2,495.65	3,073.06	(577.41)	
125021300	101	GAYLORD ENTERTAINMENT CO NEW	02/24/06	01/22/08	2,776.72	4,559.67	(1,782.95)	
	212		03/02/06		5,828.36	9,475.87	(3,647.51)	
	121		05/09/06		3,326.57	5,797.67	(2,471.10)	
125021400	111	GAYLORD ENTERTAINMENT CO NEW	05/09/06	07/18/08	3,007.69	5,318.52	(2,310.83)	
	43		05/10/06		1,165.14	2,060.21	(895.07)	
	235		11/07/08		6,367.64	11,284.98	(4,917.34)	
	82		12/05/06		2,221.90	4,072.99	(1,851.09)	
125021500	42	GAYLORD ENTERTAINMENT CO NEW	12/05/06	08/14/08	1,376.84	2,086.16	(709.32)	
	99		12/13/06		3,245.40	5,000.57	(1,755.17)	
	97		02/27/07		3,179.83	5,217.63	(2,037.80)	
125021600	110	GAYLORD ENTERTAINMENT CO NEW	02/27/07	09/19/08	3,805.23	5,916.90	(2,111.67)	
	162		08/02/07		5,604.06	8,072.80	(2,468.74)	
125022100	175	GENESEE & WYOMING INC CLASS A	08/01/06	01/02/08	4,098.07	4,357.90	(259.83)	
	62		11/08/06		1,451.89	1,696.94	(245.05)	
125022700	211	HAIN CELESTIAL GROUP INC	01/27/06	08/14/08	5,591.00	4,639.85		951.15
	77		01/30/06		2,040.32	1,688.93		351.39
	120		04/04/06		3,179.71	3,169.90		9.81
125022800	115	HAIN CELESTIAL GROUP INC FULL PRICE IS 25.33001300	04/04/06	08/22/08	2,912.93	3,037.82	(124.89)	
125022900	137	HAIN CELESTIAL GROUP INC	04/04/06	09/19/08	3,934.37	3,618.96		315.41
	216		05/10/06		6,203.09	5,721.19		481.90
125023000	70	HEALTHEXTRAS INC	01/24/07	04/18/08	1,895.06	1,739.50		155.56
	316		01/25/07		8,554.83	7,952.36		602.47
	119		02/02/07		3,221.59	3,064.25		157.34
125023100	307	HEALTHEXTRAS INC	02/02/07	05/21/08	9,060.92	7,905.25		1,155.67
125023200	217	HEALTHEXTRAS INC FULL PRICE IS 33.91085300	02/02/07	08/14/08	7,358.61	5,587.75		1,770.86
125023300	63	HEALTHEXTRAS INC	02/02/07	08/22/08	2,085.91	1,622.25		463.66
125023500	149	HELMERICH & PAYNE INC	02/22/06	02/04/08	6,178.30	4,982.09		1,196.21
	144		05/10/06		5,970.98	5,711.04		259.94

2  
0  
0  
8  
  
Y  
E  
A  
R  
  
E  
N  
D  
  
S  
U  
M  
M  
A  
R  
Y

Ref: 00009232 00080917

CITI GLOBAL IMPACT FUNDING  
Account Number 692-17598-14 643

Details on Long Term Gain (Loss) 2008 - continued

Reference number	Quantity	Security Description	Opening Trade Date	Closing Trade Date	Sale Proceeds	Cost	(Loss)	Gain
	166		07/25/06		\$ 6,883.21	\$ 4,365.70		\$ 2,517.51
	70		11/08/06		2,902.56	1,704.50		1,198.06
125023600	2	HELMERICH & PAYNE INC	02/27/07	03/03/08	91.65	55.52		36.13
125024100	463	HERCULES OFFSHORE INC	04/11/07	05/07/08	13,865.75	12,036.94		1,828.81
125024200	303	HERCULES OFFSHORE INC	04/11/07	05/16/08	10,428.53	7,877.30		2,551.23
125024300	57	HERCULES OFFSHORE INC TRADE AS OF 05/19/08	04/11/07	05/19/08	1,972.15	1,481.87		490.28
125024400	154	HERCULES OFFSHORE INC	04/11/07	08/14/08	3,452.66	4,003.65	(650.99)	
125024500	92	HERCULES OFFSHORE INC	04/11/07	08/22/08	2,077.34	2,391.79	(314.45)	
125024600	319	HERCULES OFFSHORE INC	04/11/07	09/15/08	5,085.31	8,293.26	(3,207.95)	
	219		04/24/07		3,491.17	6,240.71	(2,749.54)	
125024700	80	HERCULES OFFSHORE INC	04/24/07	09/18/08	1,436.62	2,279.71	(843.09)	
	196	TRADE AS OF 09/18/08	05/15/07		3,519.73	6,203.34	(2,683.61)	
125024800	109	HERCULES OFFSHORE INC	05/15/07	10/06/08	975.47	3,449.82	(2,474.35)	
	270		06/20/07		2,416.30	9,605.25	(7,188.95)	
	519		09/21/07		4,644.68	14,400.85	(9,756.29)	
125024900	342	HEXCEL CORP NEW	06/25/07	08/14/08	6,815.54	7,032.00	(116.46)	
125025000	104	HEXCEL CORP NEW	06/25/07	08/22/08	2,083.20	2,138.38	(55.18)	
125025100	13	HEXCEL CORP NEW	06/25/07	11/04/08	162.47	267.30	(104.83)	
	455		06/26/07		5,686.46	9,475.97	(3,789.51)	
	45		07/02/07		562.40	991.62	(429.22)	
125026700	200	ISLE OF CAPRIS CASINOS INC	06/28/06	04/29/08	1,394.87	4,911.40	(3,516.53)	
	130		08/02/06		906.68	2,936.95	(2,030.29)	
125026800	158	ISLE OF CAPRIS CASINOS INC	08/02/06	05/02/08	1,106.46	3,569.52	(2,463.06)	
	182		08/25/06		1,274.54	3,838.36	(2,563.82)	
125026900	117	ISLE OF CAPRIS CASINOS INC	08/25/06	05/06/08	757.72	2,467.52	(1,709.80)	
	267		10/05/06		1,729.16	6,285.13	(4,555.97)	
	198		10/10/06		1,282.30	4,728.62	(3,446.32)	
	141		11/08/06		913.15	3,670.05	(2,756.90)	
	248		02/27/07		1,606.11	6,826.44	(5,220.33)	
125027400	195	KANSAS CITY SOUTHERN INDS NEW	01/05/06	01/07/08	5,910.98	4,908.15		1,002.83
	240		01/11/06		7,275.05	6,177.60		1,097.45
125027500	300	KANSAS CITY SOUTHERN INDS NEW	01/11/06	02/05/08	11,259.02	7,722.00		3,537.02
125027600	13	KANSAS CITY SOUTHERN INDS NEW	01/11/06	04/03/08	528.76	334.62		194.14
	247		05/10/06		10,046.35	6,819.67		3,226.68
	43		11/08/06		1,748.95	1,217.76		531.19

2  
0  
0  
8  
  
Y  
E  
A  
R  
  
E  
N  
D  
  
S  
U  
M  
M  
A  
R  
Y

Ref: 00009232 00080918

CITI GLOBAL IMPACT FUNDING  
Account Number 692-17598-14 643

Details on Long Term Gain/(Loss) 2008 - continued

Reference number	Quantity	Security Description	Opening Trade Date	Closing Trade Date	Sale Proceeds	Cost	(Loss)	Gain
125027700	97	KANSAS CITY SOUTHERN INDS NEW	11/08/06	07/31/08	\$ 5,328.28	\$ 2,747.04		\$ 2,581.24
	121		02/27/07		6,848.61	3,933.71		2,712.90
125027800	166	KANSAS CITY SOUTHERN INDS NEW	02/27/07	08/06/08	8,514.63	5,396.66		3,117.97
125028100	129	KANSAS CITY SOUTHERN INDS NEW	09/21/07	09/25/08	6,132.09	4,232.49		1,899.60
125028600	203	KIRBY CORP	02/28/07	03/18/08	10,315.51	7,366.81		2,948.70
125028700	95	KIRBY CORP	02/28/07	04/24/08	5,487.02	3,447.52		2,039.50
125030100	223	LIFEPOINT HOSPS INC	07/20/06	01/28/08	6,041.60	7,906.91	(1,865.31)	
	120		11/08/06		3,251.09	4,270.80	(1,019.71)	
125030600	184	MAGELLAN HEALTH SVCS INC-NEW	01/11/06	07/31/08	7,606.50	5,854.88		1,751.62
	103		05/10/06		4,257.98	4,246.09		11.89
125030700	70	MAGELLAN HEALTH SVCS INC-NEW	05/10/06	08/14/08	3,012.23	2,885.70		126.53
	20	FULL PRICE IS 43.03217200	11/08/06		860.64	872.80	(12.16)	
	131		12/14/06		5,637.18	5,449.11		188.07
125030800	44	MAGELLAN HEALTH SVCS INC-NEW	12/14/06	08/22/08	1,916.62	1,830.23		86.39
	13		02/26/07		566.28	575.18	(8.90)	
125030900	135	MAGELLAN HEALTH SVCS INC-NEW	02/26/07	10/14/08	5,421.95	5,972.98	(551.03)	
125031000	125	MARTEK BIOSCIENCES CORP	02/09/06	07/30/08	4,748.56	4,105.41		643.15
	209		02/22/06		7,939.59	6,812.15		1,127.44
	64		05/10/06		2,431.26	1,808.00		623.26
125031100	118	MARTEK BIOSCIENCES CORP	05/10/06	08/14/08	4,593.47	3,333.50		1,259.97
	26		06/19/06		1,012.12	738.14		273.98
125031200	36	MARTEK BIOSCIENCES CORP	06/19/06	08/22/08	1,259.63	1,022.04		237.59
125031300	138	MARTEK BIOSCIENCES CORP	06/19/06	10/10/08	3,226.22	3,917.82	(691.60)	
	24		11/08/06		561.08	594.96	(33.88)	
125032000	175	MARVEL ENTERTAINMENT INC	10/25/07	11/24/08	4,776.04	4,205.20		570.84
125032700	146	MICROS SYSTEMS INC	05/10/06	07/07/08	4,136.75	3,051.40		1,085.35
	304		08/11/06		8,613.52	5,641.89		2,971.63
	90		11/08/06		2,550.05	2,279.70		270.35
	178		02/27/07		5,043.44	5,027.61		15.83
	348		06/28/07		9,860.21	9,416.79		443.42
125033200	905	NATIONAL CINEMEDIA INC	02/09/07	06/12/08	12,455.90	23,550.00	(11,094.10)	
	162		02/27/07		2,229.67	4,299.16	(2,069.49)	
	350		03/13/07		4,817.20	9,110.01	(4,292.81)	
125033300	134	NATIONAL FINANCIAL PARTNERS	10/11/06	08/14/08	2,747.12	5,564.56	(2,817.44)	
	213	CORP	10/27/06		4,366.68	8,304.93	(3,938.25)	
	32		11/08/06		656.03	1,428.80	(772.77)	

2008 YEAR END SUMMARY

Ref. 00009232 00080919

CITI GLOBAL IMPACT FUNDING  
Account Number 692-17598-14 643

Details of Long Term Gain/(Loss) 2008 continued

Reference number	Quantity	Security Description	Opening Trade Date	Closing Trade Date	Sale Proceeds	Cost	(Loss)	Gain
	75		11/08/06		\$ 1,537.56	\$ 3,397.05	(\$ 1,859.49)	
	8		12/11/06		164.01	359.64	(195.63)	
125033400	176	NATIONAL FINANCIAL PARTNERS	12/11/06	10/14/08	1,699.85	7,912.06	(6,212.21)	
	130	CORP	02/27/07		1,255.57	6,089.20	(4,833.63)	
	178		04/26/07		1,719.17	8,166.62	(6,447.45)	
125033500	47	NATIONAL FINANCIAL PARTNERS	04/26/07	10/20/08	392.50	2,156.36	(1,763.86)	
	222	CORP	09/21/07		1,853.95	11,766.00	(9,912.05)	
125034500	461	ON SEMICONDUCTOR CORP	05/22/08	05/07/08	4,201.30	2,687.08		1,514.22
	444		08/09/06		4,046.37	2,613.61		1,432.76
	424		11/08/06		3,864.10	2,552.48		1,311.62
	431		12/12/06		3,927.90	3,249.27		678.63
125034600	462	ON SEMICONDUCTOR CORP	12/12/06	05/08/08	4,508.92	3,482.97		1,026.95
	819		02/27/07		7,994.87	8,427.51	(432.64)	
125034700	122	ON SEMICONDUCTOR CORP	02/27/07	05/19/08	1,285.58	1,255.38		30.20
	775		05/08/07		8,166.59	8,563.75	(397.16)	
125035400	1,673	PMC SIERRA INC	08/17/06	04/10/08	10,511.23	11,120.60	(609.37)	
	443		09/26/06		2,783.31	2,656.23		127.08
125035500	666	PMC SIERRA INC	09/26/06	04/23/08	5,188.31	3,993.33		1,194.98
	422		11/08/06		3,287.49	3,122.80		164.69
	838		01/11/07		6,528.23	5,466.61		1,061.62
125035600	168	PMC SIERRA INC	01/11/07	06/17/08	1,461.66	1,095.93		365.73
	1,349		02/27/07		11,736.77	9,318.89		2,417.88
	685		03/30/07		5,959.74	4,666.22		1,293.52
125035700	312	PMC SIERRA INC	03/30/07	08/14/08	2,577.57	2,125.34		452.23
125036100	222	PANERA BREAD CO CL A	09/18/06	01/04/08	6,903.82	12,962.22	(6,058.40)	
	109		10/25/06		3,389.72	7,001.39	(3,611.67)	
	14		11/08/06		435.38	860.44	(425.06)	
	110		12/06/06		3,420.81	6,216.78	(2,795.97)	
125036200	68	PANERA BREAD CO CL A	12/06/06	01/08/08	2,167.28	3,843.10	(1,675.82)	
125037000	451	PETROHAWK ENERGY CORP	04/12/07	04/28/08	11,297.66	6,247.79		5,049.87
125037100	425	PETROHAWK ENERGY CORP	04/12/07	05/13/08	11,256.70	5,887.61		5,369.09
	16		05/04/07		423.78	250.27		173.51
125037200	433	PETROHAWK ENERGY CORP	05/04/07	05/30/08	12,783.25	6,772.99		6,010.26
125037300	74	PETROHAWK ENERGY CORP	05/04/07	06/05/08	2,487.56	1,157.51		1,330.05
126038600	60	PINNACLE ENTMT INC	01/05/06	08/14/08	732.09	1,534.04	(801.95)	
	790		01/11/06		9,639.13	21,313.96	(11,674.83)	

2  
0  
0  
8  
  
Y  
E  
A  
R  
  
E  
N  
D  
  
S  
U  
M  
M  
A  
R  
Y

Ref: 00009232 00080920

CITI GLOBAL IMPACT FUNDING  
Account Number 692-17598-14 643

Details of Long-Term Gain (Loss) 2008 - continue

Reference number	Quantity	Security Description	Opening Trade Date	Closing Trade Date	Sale Proceeds	Cost	(Loss)	Gain
125038700	74	PINNACLE ENTMT INC	01/11/06	08/22/08	\$ 780.23	\$ 1,996.50	(\$ 1,216.27)	
	44		05/10/06		463.92	1,254.00	(790.08)	
125038800	226	PINNACLE ENTMT INC	05/10/06	12/09/08	1,471.93	6,441.00	(4,969.07)	
	195		08/17/06		1,270.02	4,963.75	(3,693.73)	
125038900	87	PINNACLE ENTMT INC	08/17/06	12/10/08	573.67	2,214.59	(1,640.92)	
	193		11/08/06		1,272.63	5,954.05	(4,681.42)	
	91		01/05/07		600.05	2,812.97	(2,212.92)	
125039300	239	RTI INTL METALS INC	07/17/07	07/30/08	6,520.62	19,458.45	(12,937.83)	
	127		07/20/07		3,464.93	10,729.19	(7,264.26)	
	92		07/24/07		2,510.03	7,760.68	(5,240.65)	
125040100	349	SBA COMMUNICATIONS CORP	01/11/06	02/01/08	10,730.62	6,543.75		4,186.87
125040200	373	SBA COMMUNICATIONS CORP	01/11/06	02/06/08	10,938.54	6,993.75		3,944.79
125040300	71	SBA COMMUNICATIONS CORP	01/11/06	05/14/08	2,498.37	1,331.25		1,167.12
	234		05/10/06		8,234.08	6,072.30		2,161.78
125040400	275	SBA COMMUNICATIONS CORP	05/10/06	07/23/08	10,048.17	7,136.25		2,911.92
125040500	51	SBA COMMUNICATIONS CORP	05/10/06	08/14/08	1,760.74	1,323.45		437.29
	275	FULL PRICE IS 34.52445400	11/08/06		9,494.16	7,383.75		2,110.41
125040600	42	SBA COMMUNICATIONS CORP	11/08/06	08/22/08	1,448.15	1,127.70		320.46
	42		02/27/07		1,448.15	1,158.78		289.37
125040700	245	SAVVIS INC-NEW	11/21/06	08/14/08	4,136.46	7,757.53	(3,621.07)	
	225	FULL PRICE IS 16.88358600	12/14/06		3,798.79	8,304.37	(4,505.58)	
	42		01/11/07		709.10	1,519.32	(810.22)	
125040800	194	SAVVIS INC-NEW	01/11/07	08/22/08	2,905.32	7,017.81	(4,112.49)	
125041800	225	TEMPUR-PEDIC INTERNATIONAL INC	01/22/07	03/17/08	2,398.00	4,810.12	(2,412.12)	
	214		02/27/07		2,280.76	5,383.11	(3,102.35)	
125041900	565	TERREMARK WORLDWIDE INC	03/15/07	08/14/08	3,959.50	4,210.15	(250.65)	
	184	NEW	03/16/07		1,289.46	1,387.62	(98.16)	
	358		03/22/07		2,508.85	2,864.00	(355.15)	
125042000	61	TERREMARK WORLDWIDE INC	03/22/07	08/22/08	417.23	488.00	(70.77)	
		NEW						
125042100	219	TERREMARK WORLDWIDE INC	03/22/07	12/16/08	849.82	1,752.00	(902.18)	
		NEW						
125042200	697	TERREMARK WORLDWIDE INC	03/22/07	12/17/08	2,701.55	5,576.00	(2,874.45)	
		NEW						
125044400	160	VALUECLICK INC	01/16/07	08/14/08	2,168.40	3,930.27	(1,761.87)	
	287		01/23/07		3,889.57	7,201.38	(3,311.81)	

2  
0  
0  
8  
  
Y  
E  
A  
R  
  
E  
N  
D  
  
S  
U  
M  
M  
A  
R  
Y



Ref: 00009232 00080921

CITI GLOBAL IMPACT FUNDING  
Account Number 692-17598-14 643

Details of Long-Term Gain (Loss) 2008 - continued

Reference number	Quantity	Security Description	Opening Trade Date	Closing Trade Date	Sale Proceeds	Cost	(Loss)	Gain
125044500	1	VALUECLICK INC	01/23/07	08/22/08	\$ 13.11	\$ 25.09	(\$ 11.98)	
	94		02/27/07		1,232.33	2,561.50	(1,329.17)	
125044600	41	WADDELL & REED FINL INC CL A	05/10/06	01/18/08	1,277.79	972.93		304.86
	283		07/31/06		8,819.90	6,148.91		2,670.99
	134		11/08/06		4,176.21	3,398.24		777.97
<b>Total</b>					<b>\$ 1,426,195.41</b>	<b>\$ 1,786,310.39</b>	<b>(\$ 577,428.04)</b>	<b>\$ 217,313.08</b>

Details of Deposits and Withdrawals 2008

This section reflects any deposits or withdrawals made to your account during the year.

Deposits

Reference number	Date	Description	Amount
210000100	05/20/08	FROM 692-17606-01 TO 692-17598-01	\$ 100,000.00
<b>Total</b>			<b>\$ 300,000.00</b>

Reference number	Date	Description	Amount
210000200	06/06/08	FROM 692-17606-01 TO 692-17598-01	\$ 200,000.00

Withdrawals

Reference number	Date	Description	Referral number	Amount
220000100	01/18/08	CONSULTING & ADVISORY SERVICES FROM 10/01/07 TO 12/31/07		\$ 8,037.58
220000300	07/18/08	CONSULTING & ADVISORY SERVICES FROM 04/01/08 TO 06/30/08		7,675.90
220000500	10/17/08	CONSULTING & ADVISORY SERVICES FROM 07/01/08 TO 09/30/08		6,682.84
220000700	12/30/08	FROM 692-17598-01 TO 692-72495-01		111.50
<b>Total</b>				<b>\$ 621,485.24</b>

Reference number	Date	Description	Referral number	Amount
220000200	04/30/08	CONSULTING & ADVISORY SERVICES FROM 01/01/08 TO 03/31/08		\$ 7,058.65
220000400	08/19/08	FROM 692-17598-01 TO 692-17606-01		500,000.00
220000600	12/26/08	FROM 692-17598-01 TO 692-72495-01		91,918.77

2  
0  
0  
8  
Y  
E  
A  
R  
E  
N  
D  
S  
U  
M  
M  
A  
R  
Y

Ref: 00009233 00080935

CITI GLOBAL IMPACT FUNDING  
Account Number 692-17600-10 643

Details of Earnings, 2008 - continued

Dividends and Distributions, Section 2

Reference number	Description	Nondividend distributions	Foreign tax paid	Cash liquidation distributions	Non cash liquidation distributions	Investment expense	NRA Withholding
160005900	*** TOKIO MARINE HLDGS INC ADR THIS AMOUNT INCLUDES TAXES PAID TO A FOREIGN GOVERNMENT A PORTION OF THIS INCOME HAS BEEN RECLASSIFIED		\$ 43.15				
180006000	*** TOMRA SYSTEMS A/S SPONSORED ADR NEW THIS AMOUNT INCLUDES TAXES PAID TO A FOREIGN GOVERNMENT A PORTION OF THIS INCOME HAS BEEN RECLASSIFIED		31.38				
180006100	*** TOTAL S.A SPONS ADR THIS AMOUNT INCLUDES TAXES PAID TO A FOREIGN GOVERNMENT		168.08				
160006200	*** UNILEVER NV NY SHS-NEW THIS AMOUNT INCLUDES TAXES PAID TO A FOREIGN GOVERNMENT		209.98				
160006300	*** UNITED OVERSEAS BANK LTD SPONS ADR THIS AMOUNT INCLUDES TAXES PAID TO A FOREIGN GOVERNMENT		444.89				
<b>Totals</b>			<b>\$ 11,496.94</b>				

2  
0  
0  
8  
  
Y  
E  
A  
R  
  
E  
N  
D  
  
S  
U  
M  
M  
A  
R  
Y

Details of Short-Term Gain (Loss), 2008

This section shows your sales of securities during the year. The "Sale Proceeds" column excludes any accrued income you may have received. In addition, although cash in lieu less than \$20 is not included on Form 1099-B (if applicable), it is included in this section. Please note, this material is being prepared for informational purposes only and should not be used for tax preparation without the assistance of your tax advisor.

Reference number	Quantity	Security Description	Opening Trade Date	Closing Trade Date	Sale Proceeds	Cost	(Loss)	Gain
125000100	110	DAIMLER AG	12/20/07	06/18/08	\$ 7,610.67	\$ 10,166.20	(\$ 2,555.53)	
	64		06/10/08		4,428.03	4,412.16		15.87
125000200	181	COSAN LTD CL A-BRL	12/28/07	08/22/08	2,218.14	2,134.06		84.08

Ref: 00009233 00080936

CITI GLOBAL IMPACT FUNDING

Account Number 692-17600-10 643

2  
0  
0  
8  
  
Y  
E  
A  
R  
  
E  
N  
D  
  
S  
U  
M  
M  
A  
R  
Y

Details of Short-Term Gain (Loss) 2008 - continued

Reference number	Quantity	Security Description	Opening Trade Date	Closing Trade Date	Sale Proceeds	Cost	(Loss)	Gain
125000400	120	INVESCO LTD	12/20/07	06/20/08	\$ 3,126.22	\$ 3,548.94	(\$ 422.72)	
	485		05/22/08		12,635.15	13,214.41	(579.26)	
	68		06/10/08		1,771.53	1,804.04	(32.51)	
125000500	.2859	UBS AG (NEW) FROM: H8928X127001	03/12/08	05/19/08	8.80	8.77		.03
125000600	19	UBS AG (NEW)	03/12/08	08/22/08	395.76	555.69	(159.93)	
125000700	615	RTS UBS AG EXP 6/10/2008	05/27/08	06/05/08	1,016.15	.01		1,016.14 <sup>c</sup>
125000800	12	TEEKAY CORP	06/18/08	08/22/08	418.55	584.36	(165.81)	
125000900	103	TEEKAY CORP	06/18/08	10/09/08	2,015.58	5,015.80	(3,000.22)	
	126		08/19/08		2,465.67	6,224.55	(3,758.88)	
125001000	167	TEEKAY CORP	06/19/08	10/10/08	3,253.56	8,250.00	(4,996.44)	
	26		08/04/08		506.54	1,040.20	(533.66)	
	14		09/05/08		272.75	455.70	(182.95)	
125001100	21	A/S DAMPSKIBSSELSKABET TOR SPONSORED ADR	06/18/08	08/22/08	699.71	742.84	(43.13)	
125001200	119	A/S DAMPSKIBSSELSKABET TOR SPONSORED ADR	06/18/08	10/07/08	2,097.50	4,209.42	(2,111.92)	
	202		06/19/08		3,560.47	7,203.53	(3,643.06)	
125001300	53	A/S DAMPSKIBSSELSKABET TOR SPONSORED ADR	06/19/08	10/08/08	821.49	1,890.03	(1,068.54)	
	200		06/20/08		3,099.98	7,102.50	(4,002.52)	
	20		09/05/08		310.00	584.60	(274.60)	
125001400	62	ACERGY S.A ADR	06/18/08	08/22/08	1,060.19	1,476.41	(416.22)	
125001500	47	ACERGY S A ADR	06/18/08	11/06/08	292.64	1,119.21	(826.57)	
125001600	213	ACERGY S.A ADR	06/19/08	11/07/08	1,364.39	5,171.30	(3,806.91)	
	1,299		08/05/08		8,320.83	20,552.13	(12,231.30)	
	73		09/05/08		467.60	987.69	(520.09)	
125001700	456	ACERGY S.A ADR	06/18/08	11/07/08	2,877.34	10,858.73	(7,981.39)	
	138		06/19/08		870.77	3,350.42	(2,479.65)	
125001800	751.8587	ADVANCED SEMICONDUCTOR E ADR	07/25/07	06/10/08	3,794.83	4,534.83	(740.00)	
	864.1413		07/26/07		4,361.56	5,040.72	(679.16)	
125002000	016	ADVANCED SEMICONDUCTOR E ADR CASH IN LIEU OF .51319 RECORD 08/15/08 PAY 09/26/08	09/05/08	09/26/08	.03	.05	(.02)	
125002100	157	ADVANCED SEMICONDUCTOR E ADR	09/05/08	12/10/08	244.25	508.32	(264.07)	
125002400	422	AEGON N V-ADR AMER REG-ADR	12/20/07	11/07/08	2,185.40	7,064.28	(4,878.88)	
	540		05/22/08		2,796.48	8,208.00	(5,411.52)	

Ref: 00009233 00080937

CITI GLOBAL IMPACT FUNDING  
Account Number 692-17600-10 643

Details of Short-Term Gain (Loss) 2008 - continued

2  
0  
0  
8  
  
Y  
E  
A  
R  
  
E  
N  
D  
  
S  
U  
M  
M  
A  
R  
Y

Reference number	Quantity	Security Description	Opening Trade Date	Closing Trade Date	Sale Proceeds	Cost	(Loss)	Gain
	34		08/04/08		\$ 176.07	\$ 411.25	(\$ 235.18)	
	145		09/05/08		750.91	1,652.64	(901.73)	
125002600	141	AGRIUM INC USD	12/20/07	03/26/08	9,224.13	8,514.99		709.14
125002700	640	ALCATEL-LUCENT ADR	12/20/07	07/23/08	3,856.43	4,729.60	(873.17)	
	638		06/10/08		3,844.37	4,293.74	(449.37)	
125002800	93	BP PLC SPONS ADR	12/20/07	07/18/08	5,803.71	6,735.06	(931.35)	
	86		06/10/08		5,366.86	5,978.72	(611.86)	
125002900	23	BNP PARIBAS SPON ADR	04/29/08	08/22/08	897.27	1,247.55	(250.28)	
125003000	33	BANK YOKOHAMA LTD JAPAN	12/20/07	07/17/08	2,139.01	2,320.23	(181.22)	
	67	ADR	03/31/08		4,342.85	4,543.27	(200.42)	
		FIGURED TO S/D 07-22-08 TRADE AS OF 07/17/08						
125003100	287	BANK YOKOHAMA LTD JAPAN	03/31/08	07/18/08	18,256.25	19,461.47	(1,205.22)	
	47	ADR	05/22/08		2,989.70	3,160.75	(171.05)	
125003400	2,401	BMW UNSPONSORED ADR	11/05/08	11/20/08	18,399.72	23,575.90	(5,176.18)	
	1,538		10/30/08		11,770.92	13,130.96	(1,360.04)	
125003600	.0073	CADBURY PLC ADR	11/21/07	05/02/08	.37	.41	(.04)	
	.0049	FROM: 127209302001	11/23/07		.25	.28	(.03)	
	.0041		12/04/07		.21	.24	(.03)	
	.0027		12/06/07		.14	.16	(.02)	
	.0042		12/07/07		.21	.25	(.04)	
	.0071		12/20/07		.36	.40	(.04)	
	.0032		03/12/08		.16	.17	(.01)	
	.0065		03/12/08		.34	.34		
125003700	30	CADBURY PLC ADR	11/21/07	08/22/08	1,401.59	1,686.92	(285.33)	
125004400	47	DAIWA SECURITIES GROUP INC	12/20/07	11/18/08	2,223.91	4,307.55	(2,083.64)	
	48	ADR-USD-	05/22/08		2,271.23	4,744.80	(2,473.57)	
	18		06/10/08		851.71	1,858.50	(1,006.79)	
	10		08/04/08		473.17	837.50	(364.33)	
	18		09/05/08		851.72	1,309.50	(457.78)	
125004800	22	DIAGEO PLC SPON ADR-NEW	12/20/07	10/06/08	1,312.80	1,868.02	(555.22)	
	87		05/22/08		5,191.51	6,816.45	(1,624.94)	
	25		09/05/08		1,491.81	1,801.75	(309.94)	
125004900	0512	DR PEPPER SNAPPLE GROUP INC	11/21/07	05/07/08	1.33	1.43	(.10)	
	0346	CASH IN LIEU OF .28000	11/23/07		.90	.97	(.07)	
	.0288	RECORD 05/01/08 PAY 05/07/08	12/04/07		.75	.84	(.09)	
	0188		12/06/07		.49	.55	(.06)	
	.0295		12/07/07		.77	.86	(.09)	

00009233 00080938

CITI GLOBAL IMPACT FUNDING  
Account Number 692-17600-10 643

Statement of Shareholder's Equity for 2008 Summary

Balance per	Quantity	Security Description	Opening Trade Date	Closing Trade Date	Sale Proceeds	Cost	(Loss)	Gain
	.0494		12/20/07		\$ 1.28	\$ 1.41	(\$ .13)	
	.0223		03/12/08		.58	.58		
	.0454		03/12/08		1.18	1.18		
05000	209,2288	DR PEPPER SNAPPLE GROUP INC	11/21/07	06/18/08	4,922.81	5,868.11	(845.30)	
	141,5864		11/23/07		3,330.80	3,948.74	(618.94)	
	117,5712		12/04/07		2,766.26	3,451.58	(685.32)	
	76,7812		12/08/07		1,806.54	2,257.78	(451.24)	
	120,4505		12/07/07		2,834.00	3,837.12	(703.12)	
	202,0308		12/20/07		4,753.45	5,760.88	(1,007.41)	
	91,1777		03/12/08		2,145.26	2,386.66	(241.40)	
	186,1948		03/12/08		4,380.85	4,844.31	(463.46)	
05100	311	ENCANA CORP-CAD	09/17/07	07/16/08	24,698.86	19,317.23		5,381.63
05200	57	ENCANA CORP-CAD	09/17/07	08/08/08	3,784.48	3,540.46		224.02
	184		09/19/07		12,151.99	11,465.55		686.44
05300	243	ENCANA CORP-CAD	09/19/07	08/13/08	16,707.66	15,128.78		1,578.87
05400	11	ENCANA CORP-CAD	09/19/07	08/22/08	801.01	684.84		116.17
	50		10/29/07		3,840.98	3,370.91		270.07
05500	77	ENCANA CORP-CAD	12/20/07	12/09/08	3,506.60	5,214.44	(1,707.84)	
	182		06/10/08		8,288.32	17,018.82	(8,730.50)	
	28		09/05/08		1,184.05	1,706.12	(522.07)	
05600	890	ENTERPRISE INNS PLC UNSPON	11/05/08	12/08/08	1,267.80	2,563.42	(1,295.62)	
	843	ADR	10/30/08		1,548.91	2,721.54	(1,172.63)	
05700	1,102	ENTERPRISE INNS PLC UNSPON	11/05/08	12/09/08	2,153.62	4,094.04	(1,940.42)	
		ADR						
05800	64	FORTIS NL SPONSORED ADR NEW	05/06/08	08/22/08	861.43	1,707.10	(845.67)	
05900	491	FORTIS NL SPONSORED ADR NEW	05/06/08	10/14/08	1,179.42	13,096.64	(11,917.22)	
	165		05/07/08		396.34	4,409.51	(4,013.17)	
	86		06/10/08		208.58	1,818.90	(1,610.32)	
	468		08/06/08		1,124.18	6,879.93	(5,755.75)	
	1,317		08/12/08		3,163.55	19,768.96	(16,605.41)	
	86		09/05/08		206.58	1,143.80	(937.22)	
06600	270	GOLD FIELDS LTD SPONS ADR	05/22/08	08/22/08	2,406.49	3,826.31	(1,419.82)	
06700	68	GRUPO TELEVIS SA DE CV SPON ADR	04/01/08	08/22/08	1,669.39	1,715.48	(46.09)	

2  
0  
0  
8  
  
Y  
E  
A  
R  
  
E  
N  
D  
  
S  
U  
M  
M  
A  
R  
Y

0009233 00080939

CITI GLOBAL IMPACT FUNDING  
Account Number 692-17600-10 643

Quantity	Security Description	Opening Trade Date	Closing Trade Date	Sale Proceeds	Cost	(Loss)	Gain
127	HENKEL KGAA SPONS ADR FIGURED TO S/D 01-22-08 TRADE AS OF 01/16/08	12/20/07	01/16/08	\$ 5,588.58	\$ 6,438.90	(\$ 850.34)	
59	HENKEL KGAA SPONS ADR	07/17/08	08/22/08	2,141.08	2,110.69		30.40
132	JARDINE MATHESON HLDGS LTD-USD-ADR	03/31/08	08/22/08	3,829.29	4,181.35	(352.06)	
117	KONAMI CORP ADR	12/20/07	05/08/08	4,052.49	3,817.84		434.85
277	KONINKLIJKE PHILIPS	12/20/07	11/07/08	5,263.52	12,138.14	(6,874.62)	
251	ELECTRONCIS NS SPON ADR NEW	05/22/08		4,769.47	9,655.97	(4,886.50)	
14		08/10/08		268.03	514.08	(248.05)	
144	KONINKLIJKE PHILIPS	08/10/08	11/17/08	2,446.61	5,287.68	(2,841.07)	
83	ELECTRONCIS NS SPON ADR NEW	08/04/08		1,410.20	2,756.93	(1,346.73)	
84		09/05/08		1,597.10	2,923.40	(1,326.30)	
325	KOOKMIN BANK SPON ADR	04/01/08	07/23/08	19,350.43	19,843.01	(592.58)	
29		06/10/08		1,728.65	1,704.62		22.03
15	LDK SOLAR CO LTD-USD SPONS ADR	08/17/08	08/22/08	692.54	613.87		78.67
468	LDK SOLAR CO LTD-USD SPONS ADR	08/17/08	12/09/08	5,930.08	19,152.76	(13,222.68)	
59		08/04/08		747.60	1,896.58	(1,148.98)	
18		09/05/08		228.08	786.60	(558.52)	
131	MITSUBISHI CORP SPONS ADR	12/20/07	10/06/08	4,621.34	7,087.10	(2,465.76)	
527		03/27/08		18,591.19	30,791.13	(12,199.94)	
142		06/10/08		5,009.39	9,443.00	(4,433.61)	
30		09/05/08		1,058.32	1,434.00	(375.68)	
571	MIZUHO FINL GROUP INC-JPY SPONS ADR	05/07/08	08/22/08	4,688.96	6,084.29	(1,395.33)	
107.5	NESTLE S A SPONSORED ADR	12/20/07	11/03/08	4,199.72	4,798.80	(599.08)	
80	FIGURED TO S/D 11-08-08	06/10/08		3,125.37	3,947.52	(822.15)	
12	TRADE AS OF 11/03/08	08/04/08		468.81	531.00	(62.19)	
42		09/05/08		1,640.82	1,824.48	(183.66)	
151	NIDEC CORPORATION SPON ADR	12/21/07	08/22/08	2,480.91	2,713.86	(232.95)	
719	NIDEC CORPORATION SPON ADR	12/21/07	12/08/08	7,272.28	12,922.30	(5,650.02)	
780	NIDEC CORPORATION	12/21/07	12/09/08	8,102.28	14,018.63	(5,916.35)	
225	SPON ADR	12/26/07		2,337.20	4,107.83	(1,770.63)	
935		12/27/07		9,712.35	17,185.86	(7,473.51)	

2  
0  
0  
8  
  
Y  
E  
A  
R  
  
E  
N  
D  
  
S  
U  
M  
M  
A  
R  
Y



Smith Barney Reserved  
Client Statement  
2008 Year End Summary

0009233 00080940

CITI GLOBAL IMPACT FUNDING  
Account Number 692-17600-10 643

2  
0  
0  
8  
  
Y  
E  
A  
R  
  
E  
N  
D  
  
S  
U  
M  
M  
A  
R  
Y

Quantity	Security Description	Opening Trade Date	Closing Trade Date	Sale Proceeds	Cost	(Loss)	Gain
120		12/28/07		\$ 1,246.50	\$ 2,184.16	(# 837.66)	
383		01/04/08		3,978.43	7,259.46	(3,281.03)	
900	NITTO DENKO CORP ADR	12/20/07	07/22/08	4,037.28	6,515.43	(2,478.15)	
53	NITTO DENKO CORP ADR	12/20/07	07/23/08	16,709.69	26,562.89	(9,853.20)	
24		05/22/08		7,566.65	11,556.00	(3,989.35)	
9		08/10/08		2,837.49	3,987.00	(1,149.51)	
300	NOKIA CORP SPONSORED ADR	12/20/07	06/17/08	10,927.23	15,889.80	(4,962.57)	
400	NOVARTIS AG ADR	07/23/08	08/22/08	2,048.41	2,143.37	(93.98)	
600	NOVO-NORDISK A S ADR	12/20/07	04/24/08	3,918.54	3,825.56		92.98
700	POSCO SPON ADR	08/18/08	08/22/08	1,215.82	1,480.76	(264.94)	
99	POSCO SPON ADR	08/18/08	08/04/08	9,540.12	13,326.88	(3,786.76)	
187		08/19/08		18,020.23	25,201.19	(7,180.96)	
77		08/06/08		7,420.08	9,276.36	(1,856.27)	
32	PUBLICIS GROUPE ADR	03/31/08	08/22/08	1,021.11	1,218.87	(197.76)	
854	PUNCH TAVERNS PLC UNSPON ADR	11/05/08	12/08/08	1,886.61	4,828.86	(2,943.25)	
384	PUNCH TAVERNS PLC UNSPON ADR	11/05/08	12/09/08	815.15	2,171.29	(1,356.14)	
1200	ROCHE HLDG LTD SPON ADR	08/08/08	08/22/08	829.99	877.58	(47.59)	
1300	ROLLS ROYCE GROUP PLC SPONSORED ADR	10/02/07	08/18/08	15,442.76	23,531.44	(8,088.68)	
116		12/20/07		4,127.56	5,925.28	(1,797.72)	
151		05/22/08		5,372.94	6,168.35	(795.41)	
1500	RYANAIR HLDGS PLC SPON ADR	07/28/08	08/22/08	802.88	911.80	(108.92)	
1600	SABMILLER PLC SPON ADR	03/31/08	08/22/08	1,022.39	1,060.84	(38.55)	
1900	SANOFI-AVENTIS SPONS ADR	11/23/07	11/20/08	21,728.22	36,909.26	(15,181.04)	
2000	SANOFI-AVENTIS SPONS ADR	12/20/07	11/24/08	4,588.70	7,782.60	(3,193.90)	
120		05/22/08		3,239.08	4,509.60	(1,270.52)	
199		06/10/08		5,371.47	6,652.57	(1,281.10)	
81		09/05/08		2,186.38	2,679.48	(493.10)	
2100	SAP AKLENGESELLSCHAFT SPONS ADR-USD	08/14/07	08/04/08	810.90	803.60		7.30
2200	SAP AKLENGESELLSCHAFT SPONS ADR-USD	09/14/07	08/22/08	3,526.09	3,616.18	(90.09)	

0009233 00080941

CITI GLOBAL IMPACT FUNDING  
Account Number 692-17600-10 643

Share Price	Quantity	Security Description	Opening Trade Date	Closing Trade Date	Sale Proceeds	Cost	(Loss)	Gain
3300	387	SAP AKLENGESELLSCHAFT SPONS ADR-USD	10/01/07	10/01/08	\$ 20,059.58	\$ 22,918.80	(\$ 2,859.24)	
4400	508	SAP AKLENGESELLSCHAFT SPONS ADR-USD	12/20/07	10/02/08	25,129.45	25,875.64	(746.19)	
	346		02/06/08		17,115.73	16,282.28		833.45
	169		06/10/08		8,359.99	8,953.82	(593.83)	
	74		09/05/08		3,660.59	3,972.32	(311.73)	
2200	39	SILICON MOTION TECHNOLOGY CORP-TWD ADR	12/20/07	11/12/08	89.98	694.90	(604.92)	
	296		06/10/08		682.69	5,739.44	(5,056.55)	
4400	.1847	SILICONWARE PRECISION INDS SPON ADR CASH IN LIEU OF .95000 RECORD 07/28/08 PAY 09/08/08	12/20/07	09/08/08	1.11	1.61	(.50)	
	.0533		05/22/08		.32	.45	(.13)	
	0661		06/10/08		.40	.53	(.13)	
3500	357	SMITH & NEPHEW PLC SP ADR	08/05/08	12/08/08	12,417.68	19,981.61	(7,563.93)	
3800	170	SMITH & NEPHEW PLC SP ADR	08/05/08	12/09/08	5,791.77	9,515.05	(3,723.28)	
	629		08/08/08		21,429.53	36,562.20	(15,132.67)	
	391		08/11/08		13,321.06	23,604.44	(10,283.38)	
	49		08/11/08		1,669.39	2,936.89	(1,267.30)	
	8		09/05/08		272.55	447.92	(175.37)	
3700	20	SOCIETE GENERALE SPON ADR	04/28/08	08/22/08	370.19	480.28	(110.09)	
3800	29	SONY CORP SPON ADR-NEW	12/20/07	06/18/08	1,428.98	1,558.75	(129.77)	
	186		06/10/08		9,165.14	9,127.02		38.12
3900	197	SUMITOMO CORP SPON ADR	06/18/08	08/22/08	2,377.77	2,704.83	(327.16)	
4000	5,618	SUMITOMO CORP SPON ADR	06/18/08	10/06/08	44,305.50	77,111.05	(32,805.55)	
	190		09/05/08		1,498.94	2,224.90	(725.96)	
4100	376	SUMITOMO MITSUI FINL GROUP INC ADR	04/24/08	08/22/08	2,214.62	2,824.66	(610.04)	
4200	.0856	TAIWAN SEMICONDUCTOR MFG CO LTD ADR CASH IN LIEU OF .11659 RECORD 07/18/08 PAY 08/15/08	01/14/08	08/15/08	.87	.77		.10
	.007		06/10/08		.07	.08	(.01)	
	.0239		08/05/08		.25	.23		.02
4300	184	TAIWAN SEMICONDUCTOR MFG CO LTD ADR	01/14/08	08/22/08	1,880.83	1,655.83		225.00
4500	72	TECHNIP ADR	10/02/07	02/20/08	5,311.67	6,893.28	(1,581.61)	
4600	36	TECHNIP ADR	10/02/07	08/22/08	2,874.58	3,448.64	(572.06)	
4700	127	TECHNIP ADR	12/20/07	12/08/08	3,144.02	9,502.14	(6,358.12)	
	46		06/10/08		1,138.78	4,227.40	(3,088.62)	
	25		09/05/08		618.90	1,783.25	(1,164.35)	

2  
0  
0  
8  
  
Y  
E  
A  
R  
  
E  
N  
D  
  
S  
U  
M  
M  
A  
R  
Y



009233 00080942

CITI GLOBAL IMPACT FUNDING  
Account Number 692-17800-10 643

(Listed Stock Item) Gain (Loss) 2008 (continued)

Price	Quantity	Security Description	Opening Trade Date	Closing Trade Date	Sale Proceeds	Cost	(Loss)	Gain
800	2,217	TELECOM ITALIA S.P.A-ADR	11/21/07	03/19/08	\$ 42,999.35	\$ 70,628.52	(\$ 27,629.17)	
	720	(NEW)	12/20/07		13,964.60	21,858.34	(7,893.74)	
900	20	TELEFONICA S.A. SPON ADR	07/21/08	08/22/08	1,465.39	1,647.27	(181.88)	
000	429	TELEFONICA S.A. SPON ADR	07/21/08	10/06/08	29,202.59	35,334.03	(6,131.44)	
	287		08/05/08		18,175.04	20,790.57	(2,615.53)	
	24		09/05/08		1,633.71	1,710.24	(76.53)	
100	1,183	TEVA PHARMACEUTICAL INDS	10/01/07	07/18/08	51,367.18	53,355.97	(1,988.79)	
	349	LTD ADR	11/28/07		15,028.95	15,304.52	(277.57)	
200	33	TEVA PHARMACEUTICAL INDS	11/28/07	08/04/08	1,518.99	1,447.13		71.86
		LTD ADR						
300	24	TEVA PHARMACEUTICAL INDS	11/28/07	08/22/08	1,115.75	1,052.46		63.29
		LTD ADR						
500	369	TOKYO STAR BK LTD-JPY	03/09/07	02/05/08	3,064.29	3,028.18		36.13
	201	UNSPONS ADR	03/12/07		1,669.16	1,649.19		19.97
600	209	TOKYO STAR BK LTD-JPY	03/12/07	02/06/08	1,744.42	1,714.82		29.60
	1,031	UNSPONS ADR	03/13/07		8,605.24	8,672.15	(66.91)	
700	34	TOKYO STAR BK LTD-JPY	03/13/07	02/07/08	283.81	285.99	(2.18)	
	601	UNSPONS ADR	03/14/07		5,018.79	4,943.05		73.74
800	500	TOKYO STAR BK LTD-JPY	03/14/07	02/08/08	4,136.15	4,112.35		23.80
		UNSPONS ADR						
800	585	TOKYO STAR BK LTD-JPY	03/14/07	02/12/08	4,858.48	4,811.46		47.03
		UNSPONS ADR						
000	69	TOKYO STAR BK LTD-JPY	03/14/07	02/13/08	572.15	567.50		4.65
	715	UNSPONS ADR	03/15/07		5,928.79	5,830.11		98.68
	115		03/19/07		953.58	927.34		26.24
	68		12/20/07		547.27	521.40		25.87
0100	402	TOKYO STAR BK LTD-JPY	12/20/07	02/14/08	3,309.95	3,175.80		134.15
		UNSPONS ADR						
200	370	TOKYO STAR BK LTD-JPY	12/20/07	02/14/08	3,039.03	2,923.00		116.03
		UNSPONS ADR						
300	18	TRINA SOLAR LTD-USD	06/18/08	08/22/08	523.19	624.33	(101.14)	
		SPONS ADR						
400	199	TRINA SOLAR LTD-USD	06/18/08	12/09/08	1,516.94	7,765.14	(6,248.20)	
	278	SPONS ADR	06/19/08		2,126.77	10,954.91	(8,828.14)	
	12		08/04/08		91.48	316.50	(225.02)	
500	84	TRINA SOLAR LTD-USD	08/04/08	12/10/08	663.59	2,215.51	(1,551.92)	
	19	SPONS ADR	09/05/08		150.10	506.18	(356.08)	

2008 YEAR END SUMMARY



Smith Barney Reserved  
Client Statement  
2008 Year End Summary

009233 00080943

CITI GLOBAL IMPACT FUNDING  
Account Number 692-17600-10 643

Details of Short-Term Gain (Loss) 2008 - Item Initial

Quantity	Security Description	Opening Trade Date	Closing Trade Date	Sale Proceeds	Cost	(Loss)	Gain
235	TRINITY MIRROR P L C SPONS ADR	03/28/07	02/11/08	\$ 2,908.79	\$ 4,948.18	(\$ 2,039.37)	
595	TRINITY MIRROR P L C SPONS ADR	03/28/07	02/12/08	7,502.68	12,528.32	(5,025.64)	
830	TRINITY MIRROR P L C SPONS ADR	03/28/07	02/13/08	10,404.01	17,476.48	(7,072.47)	
57	UNILEVER NV NY SHS-NEW	02/06/08	06/10/08	1,776.68	1,801.87	(25.19)	
75	UNILEVER NV NY SHS-NEW	02/06/08	08/22/08	2,123.98	2,370.88	(246.90)	
				\$ 1,055,141.11	\$ 1,524,552.85	(\$ 482,038.28)	\$ 12,026.42

Based on information supplied by Client or other financial institution, not verified by us.

Details of Long-Term Gain (Loss) 2008

This section shows your sales of securities during the year. The "Sale Proceeds" column excludes any accrued income you may have received. In addition, though cash in lieu less than \$20 is not included on Form 1099-B (if applicable), it is included in this section. Please note, this material is prepared for informational purposes only and should not be used for tax preparation without the assistance of your tax advisor.

Quantity	Security Description	Opening Trade Date	Closing Trade Date	Sale Proceeds	Cost	(Loss)	Gain
825	DAIMLER AG	01/18/07	06/18/08	\$ 57,080.02	\$ 50,317.74		\$ 6,762.28
487	INVESCO LTD	02/17/06	06/19/08	12,852.05	9,221.54		3,630.51
403	INVESCO LTD	02/21/06		10,635.27	7,743.36		2,891.91
112	INVESCO LTD	02/21/06	06/20/08	2,917.81	2,152.00		765.81
245		04/28/06		6,382.70	5,377.75		1,004.95
865		05/30/06		22,534.85	16,755.05		5,779.80
.0141	UBS AG (NEW) FROM: H8928X127001	Unavailable	05/19/08	.43			
4.4673	ADVANCED SEMICONDUCTOR E	Unavailable	08/22/08	16.71			
150.5327	ADR	07/26/07		563.14	855.59	(292.45)	
.0004	ADVANCED SEMICONDUCTOR E	Unavailable	09/26/08	.01			
.1758	ADR	07/26/07		.46	1.00	(.54)	
.1001	CASH IN LIEU OF .51319	08/06/07		.26	.55	(.29)	
.221	RECORD 08/15/08 PAY 09/26/08	08/07/07		.58	1.21	(.63)	

2008 YEAR END SUMMARY

009233 00080944

CITI GLOBAL IMPACT FUNDING  
Account Number 692-17600-10 643

List of Long Term Gain (Loss) 2008

Price	Quantity	Security Description	Opening Trade Date	Closing Trade Date	Sale Proceeds	Cost	(Loss)	Gain
100	1,589.4933	ADVANCED SEMICONDUCTOR E	07/28/07	12/10/08	\$ 2,472.76	\$ 9,034.32	(\$ 6,561.56)	
	992.0065	ADR	08/06/07		1,543.25	5,489.01	(3,955.76)	
	2,188.5002		08/07/07		3,408.18	12,013.08	(8,606.90)	
200	123	AEGON N V-ADR AMER REG-ADR	02/23/07	08/22/08	1,447.95	2,539.69	(1,091.74)	
300	691	AEGON N V-ADR AMER REG-ADR	02/23/07	11/08/08	3,347.87	14,267.70	(10,919.83)	
	445		02/26/07		2,156.01	9,326.13	(7,170.12)	
400	2,145	AEGON N V-ADR AMER REG-ADR	02/26/07	11/07/08	11,108.25	44,954.05	(33,845.80)	
500	9	AGRIUM INC USD	04/17/06	03/25/08	595.44	227.33		368.11
	285		04/28/06		18,855.53	7,398.60		11,456.93
	180		05/05/06		11,908.76	4,941.38		6,967.38
	165		05/30/06		10,254.76	3,876.55		6,378.21
	651		08/03/06		43,070.01	15,418.20		27,653.81
600	104	AGRIUM INC USD	08/03/06	03/26/08	6,803.61	2,482.80		4,340.81
700	1,170	ALCATEL-LUCENT ADR	03/13/06	07/23/08	7,050.03	16,564.74	(9,514.71)	
	865		04/28/06		5,212.20	12,481.95	(7,269.75)	
	1,315		05/30/06		7,923.75	17,358.00	(9,434.25)	
800	94	BP PLC SPONS ADR	04/28/06	07/18/08	5,866.11	6,967.28	(1,101.17)	
	205		05/30/06		12,793.12	14,527.07	(1,733.95)	
	800		02/27/07		49,924.36	50,550.80	(626.44)	
900	18	BANK YOKOHAMA LTD JAPAN	01/04/06	07/17/08	1,166.74	1,548.00	(381.26)	
	205	ADR	01/11/06		13,287.82	16,779.25	(3,491.43)	
	50	FIGURED TO S/D 07-22-08	04/28/06		3,240.93	3,962.50	(721.57)	
	135	TRADE AS OF 07/17/08	05/30/06		8,750.51	9,942.75	(1,192.24)	
9200	13	BARCLAYS PLC-ADR	03/17/06	06/10/08	329.03	616.61	(287.58)	
	120		04/28/06		3,037.18	6,002.40	(2,965.22)	
9300	25	BARCLAYS PLC-ADR	04/28/06	08/22/08	604.41	1,250.50	(646.09)	
	149		05/30/06		3,602.25	6,873.71	(3,071.46)	
9500	76	BRITISH SKY BROADCASTING	04/28/06	11/14/08	1,848.82	2,949.56	(1,100.74)	
	485	GROUP PLC SPONSORED ADR-USD-	05/08/06		11,798.38	19,169.92	(7,371.54)	
	154		05/24/06		3,746.29	6,050.55	(2,304.26)	
9800	1,537	CENTRAL JAPAN RY CO-JPY	02/27/07	04/02/08	15,198.69	18,730.19	(3,531.50)	
	3,835	UNSPONS ADR	03/07/07		38,911.42	48,891.59	(9,980.17)	
9900	1,565	CHEUNG KONG HOLDING-ADR	11/18/06	08/08/08	21,816.13	17,998.13		3,818.00
		TRADE AS OF 08/08/08						
994000	1,413	CHEUNG KONG HOLDING-ADR	11/16/06	08/11/08	19,879.24	16,250.06		3,629.18
	1,321		12/01/06		18,584.91	15,824.26		2,860.65

2  
0  
0  
8  
  
Y  
E  
A  
R  
  
E  
N  
D  
  
S  
U  
M  
M  
A  
R  
Y

09233 00080945

CITI GLOBAL IMPACT FUNDING  
Account Number 692-17600-10 643

Long Term Gain (Loss) (000 - continued)

Code	Quantity	Security Description	Opening Trade Date	Closing Trade Date	Sale Proceeds	Cost	(Loss)	Gain
00	794	CHEUNG KONG HOLDING-ADR	12/01/06	08/12/08	\$ 11,173.26	\$ 9,391.11		\$ 1,782.15
	1,004		05/04/07		14,128.41	13,917.85		210.56
	180		07/13/07		2,532.98	2,548.12	(15.14)	
00	46	CHEUNG KONG HOLDING-ADR	07/13/07	08/22/08	587.69	637.03	(49.34)	
00	15	DAIWA SECURITIES GROUP INC ADR-USD-	03/07/07	08/22/08	1,133.99	1,877.23	(743.24)	
00	385	DAIWA SECURITIES GROUP INC ADR-USD-	03/07/07	11/18/08	18,217.18	48,182.25	(29,965.07)	
00	103	DIAGEO PLC SPON ADR-NEW	12/15/06	01/30/08	8,067.29	6,130.68		1,936.73
	82		01/08/08		7,205.74	5,514.48		1,691.26
00	213	DIAGEO PLC SPON ADR-NEW	01/06/06	01/31/08	16,754.99	12,787.22		3,967.77
	92		04/28/06		7,236.89	6,095.92		1,140.97
00	3	DIAGEO PLC SPON ADR-NEW	04/28/08	08/22/08	222.00	198.78		23.22
	22		05/09/06		1,627.98	1,507.44		120.54
00	508	DIAGEO PLC SPON ADR-NEW	06/09/06	10/06/08	30,313.68	34,808.16	(4,494.50)	
	120		05/30/06		7,180.71	7,957.20	(786.49)	
00	503	ENCANA CORP-CAD	10/29/07	12/09/08	22,906.73	33,911.35	(11,004.62)	
00	152	FRANCE TELECOM SA SPON ADR	07/24/06	08/22/08	4,407.98	3,393.57		1,014.41
	93		07/25/06		2,696.98	2,067.27		629.71
00	542	FRANCE TELECOM SA SPON ADR	07/25/06	11/05/08	14,522.31	12,047.95		2,474.38
00	61	FRESENIUS MEDICAL CARE AG & CO. KGAA SPONS ADR	06/01/08	08/22/08	3,300.69	2,271.48		1,029.23
00	134	FRESENIUS MEDICAL CARE AG & CO. KGAA SPONS ADR	06/01/06	11/06/08	5,783.36	4,889.76		893.60
00	145	GLAXOSMITHKLINE PLC SP ADR	01/11/08	07/21/08	7,010.06	7,513.80	(503.84)	
	100	TRADE AS OF 07/21/08	03/10/06		4,834.52	5,435.00	(600.48)	
	260		03/13/06		12,569.76	14,181.08	(1,611.32)	
	350		04/20/06		16,920.83	18,591.17	(1,670.34)	
	140		04/28/06		6,768.33	7,935.20	(1,166.87)	
	14		05/09/06		678.83	810.46	(133.63)	
00	521	GLAXOSMITHKLINE PLC SP ADR	05/09/06	08/04/08	24,779.81	30,160.69	(5,380.88)	
	345		05/30/06		16,408.90	19,057.80	(2,648.90)	
00	285	HENKEL KGAA SPONS ADR	12/15/05	01/08/08	13,950.27	8,820.75		5,129.52
00	37	HENKEL KGAA SPONS ADR	12/15/05	01/09/08	1,766.38	1,145.15		621.23
	313		01/06/06		14,942.61	10,094.25		4,848.36
00	180	HENKEL KGAA SPONS ADR	01/06/06	01/10/08	9,116.88	6,127.50		2,989.38

2  
0  
0  
8  
  
Y  
E  
A  
R  
  
E  
N  
D  
  
S  
U  
M  
M  
A  
R  
Y

009233 00080948

CITI GLOBAL IMPACT FUNDING  
Account Number 692-17600-10 643

Price	Quantity	Security Description	Opening Trade Date	Closing Trade Date	Sale Proceeds	Cost	(Loss)	Gain
100	110	HENKEL KGAA SPONS ADR	01/08/06	01/10/08	\$ 5,278.18	\$ 3,547.50		\$ 1,730.68
200	17	HENKEL KGAA SPONS ADR	01/08/06	01/11/08	793.00	548.25		244.75
	193		04/28/06		8,002.91	8,970.52		2,032.39
300	225	HENKEL KGAA SPONS ADR	04/28/06	01/14/08	10,541.80	8,126.25		2,415.55
400	152	HENKEL KGAA SPONS ADR	04/28/06	01/15/08	8,892.06	5,489.73		1,402.33
	13		05/30/06		589.45	451.75		137.70
500	77	HENKEL KGAA SPONS ADR FIGURED TO S/D .01-22-08 TRADE AS OF 01/18/08	05/30/06	01/18/08	3,388.34	2,675.75		712.59
600	385	KONAMI CORP ADR	03/17/06	05/07/08	13,798.06	10,042.68		3,755.37
900	28	KONAMI CORP ADR	03/17/06	05/08/08	969.83	730.38		239.45
	220		04/28/06		7,820.07	5,731.00		1,889.07
	480		05/30/06		16,825.62	11,395.20		5,230.42
000	80	KONINKLIJKE PHILIPS ELECTRONCIS NS SPON ADR NEW	01/11/06	08/22/08	2,639.98	2,634.40		5.58
100	838	KONINKLIJKE PHILIPS ELECTRONCIS NS SPON ADR NEW	01/11/06	11/08/08	15,527.97	27,595.34	(12,067.37)	
200	55	KONINKLIJKE PHILIPS ELECTRONCIS NS SPON ADR NEW	01/11/06	11/07/08	1,045.10	1,811.15	(766.06)	
	295		04/28/06		5,805.58	10,185.70	(4,580.14)	
	810		05/30/06		15,391.53	25,529.64	(10,138.11)	
700	574	MITSUBISHI CORP SPONS ADR	02/27/07	07/17/08	34,607.53	28,862.40		7,745.13
	420		08/15/07		25,322.58	22,162.81		3,159.77
800	7	MITSUBISHI CORP SPONS ADR	06/15/07	08/22/08	386.46	389.38		17.08
900	78	MITSUBISHI CORP SPONS ADR	06/15/07	10/08/08	2,751.64	4,115.95	(1,364.31)	
0100	162	NESTLE S A SPONSORED ADR	01/11/06	04/28/08	19,275.80	12,627.90		6,647.90
	160		04/28/06		19,037.83	12,248.00		6,789.83
	97		05/30/06		11,541.68	7,299.25		4,242.43
2200	36	NESTLE S A SPONSORED ADR	05/30/06	08/22/08	1,576.79	1,083.60		493.19
3300	1,021.5	NESTLE S A SPONSORED ADR FIGURED TO S/D 11-08-08 TRADE AS OF 11/03/08	05/30/06	11/03/08	39,907.13	30,747.15		9,159.98
9700	10	NITTO DENKO CORP ADR	06/07/07	07/17/08	3,372.76	5,492.74	(2,119.98)	
	19		06/08/07		6,408.25	10,288.19	(3,879.94)	
9800	6	NITTO DENKO CORP ADR	06/08/07	07/18/08	1,963.38	3,248.90	(1,285.52)	
	25		06/11/07		8,180.75	13,599.72	(5,418.97)	

2  
0  
0  
8  
  
Y  
E  
A  
R  
  
E  
N  
D  
  
S  
U  
M  
M  
A  
R  
Y

09233 00080947

CITI GLOBAL IMPACT FUNDING  
Account Number 692-17600-10 643

(Loss) (Gain) (Cost) (Proceeds)

Quantity	Security Description	Opening Trade Date	Closing Trade Date	Sale Proceeds	Cost	(Loss)	Gain
3		06/14/07		\$ 981.69	\$ 1,559.75	(\$ 578.06)	
10		06/13/07		3,272.30	5,250.61	(1,978.31)	
7	NITTO DENKO CORP	06/14/07	07/22/08	2,173.92	3,639.42	(1,465.50)	
15	ADR	06/15/07		4,658.41	7,755.58	(3,097.17)	
15		06/18/07		4,658.41	7,716.60	(3,058.19)	
177	NOKIA CORP SPONSORED ADR	11/03/05	01/09/08	6,017.06	3,069.18		2,947.88
705		12/15/05		23,966.25	12,894.45		11,071.80
406		01/08/06		13,801.84	8,014.44		5,787.40
90	NOKIA CORP SPONSORED ADR	01/08/06	06/10/08	2,335.48	1,776.60		558.88
584	NOKIA CORP SPONSORED ADR	01/06/06	06/17/08	14,980.04	11,528.18		3,451.88
30		05/30/06		769.52	844.40		125.12
652	NOVO-NORDISK A S ADR	07/14/06	04/23/08	42,658.62	20,876.39		21,982.23
83		08/02/06		5,430.47	2,790.03		2,640.44
770	NOVO-NORDISK A S ADR	08/03/06	04/24/08	51,140.18	26,055.57		25,084.61
47		08/02/06		3,121.54	1,579.90		1,541.64
129	ROLLS ROYCE GROUP PLC	01/11/06	06/18/08	4,590.13	4,921.35	(331.22)	
120	SPONSORED ADR	04/28/06		4,269.89	5,316.00	(1,046.11)	
335		05/30/06		11,920.10	13,282.75	(1,362.65)	
31	ROYAL DUTCH SHELL PLC ADR	11/03/05	08/22/08	2,173.08	1,938.74		234.34
11	SANOFI-AVENTIS	05/30/06	08/22/08	387.36	521.46	(134.10)	
105	SPONS ADR	08/02/06		3,697.55	4,926.04	(1,228.49)	
41		04/30/07		1,443.81	1,905.30	(461.49)	
264	SANOFI-AVENTIS	04/30/07	11/19/08	7,595.16	12,268.26	(4,673.10)	
325	SPONS ADR	05/02/07		9,350.10	14,932.13	(5,582.03)	
340		05/17/07		9,781.64	15,646.15	(5,864.51)	
160	SANOFI-AVENTIS	05/17/07	11/20/08	4,356.53	7,362.90	(3,006.37)	
27	SANOFI-AVENTIS	11/23/07	11/24/08	728.79	1,248.81	(520.02)	
306	SAP AKLENGESELLSCHAFT	09/14/07	10/01/08	15,861.05	17,564.30	(1,703.25)	
480	SPONS ADR-USD	10/01/07	10/02/08	23,744.36	28,426.41	(4,682.05)	
17	SECOM LTD ADR	11/03/05	08/22/08	1,518.26	1,710.20	(191.94)	
24	SIEMENS A G SPONS ADR	03/14/06	10/07/08	1,713.64	2,191.92	(478.28)	
267		04/26/06		19,064.25	26,374.28	(7,310.01)	

2  
0  
0  
8  
Y  
E  
A  
R  
E  
N  
D  
S  
U  
M  
M  
A  
R  
Y

09233 00080948

CITI GLOBAL IMPACT FUNDING

Account Number 692-17600-10 643

2  
0  
0  
8  
  
Y  
E  
A  
R  
  
E  
N  
D  
  
S  
U  
M  
M  
A  
R  
Y

Code	Quantity	Security Description	Opening Trade Date	Closing Trade Date	Sale Proceeds	Cost	(Loss)	Gain
00	22	SIGNET GROUP PLC, SPONS ADR	10/26/06	08/10/08	\$ 245.89	\$ 514.36	(\$ 268.37)	
	284	(NEW)	10/30/06		3,175.53	6,449.73	(3,274.20)	
00	324	SIGNET GROUP PLC, SPONS ADR	10/30/06	08/22/08	3,666.84	7,358.14	(3,691.30)	
		(NEW)						
00	335	SILICON MOTION TECHNOLOGY	01/31/06	11/07/08	1,025.06	5,389.92	(4,364.86)	
		CORP-TWD ADR						
00	138	SILICON MOTION TECHNOLOGY	01/31/06	11/10/08	399.76	2,220.32	(1,820.56)	
	331	CORP-TWD ADR	02/09/06		958.83	5,509.88	(4,551.03)	
00	144	SILICON MOTION TECHNOLOGY	02/09/06	11/11/08	382.92	2,397.04	(2,014.12)	
	259	CORP-TWD ADR	05/30/06		688.73	3,757.74	(3,069.01)	
00	326	SILICON MOTION TECHNOLOGY	05/30/06	11/12/08	752.11	4,729.82	(3,977.71)	
		CORP-TWD ADR						
00	1.1607	SILICONWARE PRECISION INDS	Unavailable	08/22/08	7.95			
	116.8393	SPON ADR	04/28/06		800.65	760.88		39.77
00	.0002	SILICONWARE PRECISION INDS	Unavailable	09/08/08	.01			
	.6457	SPON ADR	04/28/06		3.89	4.20	(.31)	
		CASH IN LIEU OF .95000						
		RECORD 07/28/08 PAY 09/08/08						
00	143	SONY CORP SPON ADR-NEW	02/22/06	06/18/08	7,046.33	6,682.20		364.13
	235		02/23/06		11,579.63	11,182.78		416.87
	575		04/28/06		28,333.14	29,900.00	(1,566.86)	
	710		05/09/06		34,985.27	35,988.37	(1,003.10)	
00	125	TECHNIP ADR	01/11/06	02/19/08	9,473.42	8,341.25		1,132.17
00	79	TECHNIP ADR	01/11/06	02/20/08	5,828.08	5,271.67		556.41
	125		04/28/06		9,221.64	7,781.25		1,440.39
00	576	TECHNIP ADR	10/02/07	12/08/08	14,259.49	55,146.24	(40,886.75)	
00	9.7204	TOKIO MARINE HLDGS INC	01/04/06	08/22/08	318.34	348.47	(28.13)	
	40.2798	ADR	01/11/06		1,319.15	1,432.35	(113.20)	
00	106	UNITED OVERSEAS BANK LTD	12/15/05	08/22/08	2,856.68	1,870.90		985.78
	13	SPONS ADR	01/06/06		350.35	239.85		110.50
00	232	VODAFONE GROUP PLC SPONS	05/09/06	08/04/08	6,277.83	6,435.02	(157.19)	
		ADR NEW						
00	73.0433	VODAFONE GROUP PLC SPONS	05/09/06	08/22/08	1,888.88	2,026.01	(137.13)	
	21.9567	ADR NEW	05/30/06		567.80	567.11		.69
					\$ 1,632,880.75	\$ 1,836,722.88	(\$ 361,232.68)	\$ 257,365.46



**Smith Barney Reserved  
Client Statement  
2008 Year End Summary**

00009234 00080981

**CITI GLOBAL IMPACT FUNDING**

Account Number 692-17601-19 643

**Summary of Interest (2008) - continued**

Interest amounts include accrued interest received and interest exempt from Federal income tax.

Reference number	Description	Interest	Alternative minimum tax
140006200	WACHOVIA CORP NOTES-BK/ENTRY DTD 10/23/2006 DUE 10/15/2011 RATE 5.300	\$ 35,245.00	
140006300	WELLS FARGO CO DTD 01/31/08 DUE 01/31/2013 RATE 4.375	20,871.88	
<b>Totals</b>		<b>\$ 2,297,583.63</b>	

**Summary of Dividends and Distributions, Section 1**

Amounts displayed for dividends include dividend reinvestments, money fund earnings, accrued dividends received and dividends exempt from Federal income tax. "Total dividends" includes both Qualified and non-qualified dividends received. "Total capital gain distributions" is a total of long term capital gain distributions, Unrecaptured Sec. 1250 gain and Section 1202 gain.

Reference number	Description	Total dividends	Qualified dividends	Short term capital gains	Total capital gain distributions	Unrecaptured Sec. 1250 gain	Section 1202 gain	Alternative minimum tax
00100	WESTERN ASSET MONEY MARKET FUND/CLASS A	\$ 55,326.41						
<b>Totals</b>		<b>\$ 55,326.41</b>						

**Summary of Short-Term Gain/(Loss) (2008)**

This section shows your sales of securities during the year. The "Sale Proceeds" column excludes any accrued income you may have received. In addition, although cash in lieu less than \$20 is not included on Form 1099-B (if applicable), it is included in this section. Please note, this material is being prepared for informational purposes only and should not be used for tax preparation without the assistance of your tax advisor. For additional information regarding this section see enclosed brochure.

Reference number	Quantity	Security Description	Opening Trade Date	Closing Trade Date	Sale Proceeds	Original Cost Adjusted Cost	Original Gain/(Loss) Adjusted Gain/(Loss)	Ordinary Income Capital Gain/(Loss)
00100	85,000	AOL TIME WARNER INC BK/ENTRY-DTD 04/08/2002	02/12/08	12/19/08	\$ 81,421.50	\$ 89,561.95	(\$ 8,140.45)	\$ 0.00
	118,000	DUE 05/01/2012 RATE 6.875 YTM 8.335	07/09/08		111,118.40	\$ 88,712.80	(\$ 7,291.30)	(\$ 7,291.30)
						119,752.60	(8,636.20)	0.00
						<b>119,354.72</b>	<b>(8,238.32)</b>	<b>(8,238.32)</b>

2  
0  
8  
  
Y  
E  
A  
R  
  
E  
N  
D  
  
S  
U  
M  
M  
A  
R  
Y



09234 00080962

CITI GLOBAL IMPACT FUNDING  
Account Number 692-17601-19 643

Price	Quantity	Security Description	Opening Trade Date	Closing Trade Date	Sale Proceeds	Original Cost Adjusted Cost	Original Gain/(Loss) Adjusted Gain/(Loss)	Ordinary Income Capital Gain/(Loss)
200	495,000	FNMA TBA 30YR JUNE DUE 08/01/2038 RATE 5.500 YIELDS VARY DUE TO CHANGES IN PREPAYMENT SPEEDS. SPECIFICS	05/09/08	05/09/08	\$ 497,629.69	\$ 497,629.69 \$ 497,629.69	\$ 0.00 \$ 0.00	\$ 0.00 \$ 0.00
200	285,000	GOLD 30 YR NEW DUE 08/01/2038 RATE 6.000 YIELDS VARY DUE TO CHANGES IN PREPAYMENT SPEEDS. SPECIFICS	07/22/08	07/22/08	283,129.69	283,129.69 283,129.69	0.00 0.00	0.00 0.00
200	960,000	AMGEN INC SR NOTES BOOK/ENTRY DD 11/18/04 DUE 11/18/2009 RATE 4.000	01/09/08	12/19/08	984,022.40	960,921.60 980,441.60	3,100.80 3,580.80	0.00 3,580.80
200	1,500,000	FEDERAL HOME LOAN BANK CONS BDS BOOK/ENTRY DTD 10/05/07 DUE 10/10/2012 RATE 4.825	10/29/07	01/18/08	1,578,450.00	1,506,384.00 1,508,060.00	72,066.00 72,390.00	0.00 72,390.00
200	410,000	FEDERAL HOME LOAN BANK CONS BDS BOOK/ENTRY DTD 10/18/07 DUE 11/17/2017 RATE 5.000	12/18/07	07/10/08	431,443.00	419,580.08 418,434.10	11,862.94 12,008.90	0.00 12,008.90
200	500,000	FEDERAL HOME LOAN BANK CONS BDS BOOK/ENTRY DTD 10/18/07 DUE 11/17/2017 RATE 5.000	10/18/07	07/10/08	510,481.50	499,190.00 499,190.00	11,291.50 11,291.50	0.00 11,291.50
200	1,910,000	FEDERAL HOME LOAN BANK CONS BDS BOOK/ENTRY DTD 01/17/2008 DUE 02/27/2013 RATE 3.375	01/16/08	07/31/08	1,882,937.60	1,901,443.20 1,901,443.20	(38,505.60) (38,505.60)	0.00 (38,505.60)
200	300,000	FEDERAL HOME LOAN BANK CONS BDS BOOK/ENTRY DTD 08/01/08 DUE 09/08/2013 RATE 4.000	07/31/08	08/14/08	298,193.10	288,929.00 288,929.00	(735.90) (735.90)	0.00 (735.90)
200	1,400,000	FEDERAL HOME LOAN MTG CORP DEBS-BK/ENTRY DTD 4/9/1998 DUE 04/15/2008 RATE 5.750	08/20/07	04/15/08	1,400,000.00	1,406,931.40 1,400,000.00	(6,931.40) 0.00	0.00 0.00
200	230,000	GENERAL ELEC CAP COR DTD 02/21/2001 MATY 02/22/2011 DUE 02/22/2011 RATE 8 125	04/18/08	05/21/08	242,334.80	242,445.30 242,049.70	(110.40) 285.20	0.00 285.20

2  
0  
0  
8  
  
Y  
E  
A  
R  
  
E  
N  
D  
  
S  
U  
M  
M  
A  
R  
Y

09234 00080963

CITI GLOBAL IMPACT FUNDING  
Account Number 692-17601-19 643

Quantity	Security Description	Opening Trade Date	Closing Trade Date	Sale Proceeds	Original Cost Adjusted Cost	Original Gain/(Loss) Adjusted Gain/(Loss)	Ordinary Income Capital Gain/(Loss)
200,000	JP MORGAN CHASE & CO DTD 11/25/2002 DUE 01/02/2013 RATE 5.750 YTM 5.737	05/29/08	12/19/08	\$ 200,088.00	\$ 203,330.00 \$ 202,970.00	(\$ 3,242.00) (\$ 2,882.00)	\$ 0.00 (\$ 2,882.00)
15,000		06/11/08		15,006.60	15,189.30 15,169.85	(182.70) (163.35)	0.00 (163.35)
660,000	ORACLE CORP DTD 04/09/2008 DUE 04/15/2013 RATE 4.950 YTM 4.087	05/16/08	12/19/08	682,255.20	673,094.40 671,642.40	9,160.80 10,612.80	0.00 10,612.80
570,000	ORACLE/OZARK HLDG GLOBAL NTS BOOK/ENTRY DD 1/13/08 DUE 01/15/2011 RATE 5.000	05/23/07	06/18/08	584,848.50	584,351.30 584,351.30	20,497.20 20,497.20	1,402.20 19,095.00
315,000	SBC COMMUNICATIONS INC DTD 08/18/04 DUE 06/15/2018 RATE 5.825 YTM 5.419	02/08/07	01/29/08	319,299.75	314,748.00 314,748.00	4,551.75 4,551.75	0.00 4,551.75
45,000		07/12/07		45,614.25	43,834.70 43,834.70	1,979.55 1,879.55	62.10 1,917.45
180,000		09/17/07		182,457.00	178,428.60 178,428.60	4,028.40 4,028.40	0.00 4,028.40
328,000	US TSY INFLATION INDEX NTS CPI U NON-SEASONALLY ADJ DTD 01/15/2004 DUE 01/15/2014 RATE 2.000	02/29/08	11/19/08	359,302.12	404,904.06 418,004.50	(45,601.94) (58,702.38)	0.00 (58,702.38)
947,000	US TSY INFLATION INDEX NTS CPI U NON-SEASONALLY ADJ DTD 01/15/2004 DUE 01/15/2014 RATE 2.000	02/29/08	12/19/08	1,059,549.22	1,165,483.73 1,184,124.90	(105,934.51) (134,575.88)	0.00 (134,575.88)
960,000	U S TREASURY NOTES SER H-2009 DTD 05/15/2004 DUE 05/15/2009 RATE 3.875 YIELD 2.716MTY	08/17/07	01/09/08	974,587.50	954,787.50 954,787.50	19,800.00 19,800.00	1,132.50 18,667.50
2,265,000	U S TREASURY NOTES SER H-2009 DTD 05/15/2004 DUE 05/15/2009 RATE 3.875 YIELD 2.122MTY	08/17/07	01/24/08	2,315,874.03	2,252,701.75 2,252,701.75	63,172.28 63,172.28	2,921.15 60,251.13
85,000	U S TREASURY NOTES SER M-2011 DTD 08/31/2006 DUE 08/31/2011 RATE 4.625 YIELD 2.347MTY	12/27/07	02/12/08	91,547.66	88,406.64 88,295.45	3,141.02 3,252.21	0.00 3,252.21

2  
0  
0  
8  
  
Y  
E  
A  
R  
  
E  
N  
D  
  
S  
U  
M  
M  
A  
R  
Y

9234 00080984

CITI GLOBAL IMPACT FUNDING

Account Number 692-17601-19 643

Quantity	Security Description	Opening Trade Date	Closing Trade Date	Sale Proceeds	Original Cost Adjusted Cost	Original Gain/(Loss) Adjusted Gain/(Loss)	Ordinary Income Capital Gain/(Loss)
230,000	U S TREASURY NOTES SER M-2011 DTD 08/31/2006 DUE 08/31/2011 RATE 4.625 YIELD 2.625MTY	12/27/07	04/18/08	\$ 244,689.45	\$ 239,217.97 \$ 238,473.20	\$ 5,471.48 \$ 6,218.25	\$ 0.00 \$ 6,218.25
200,000	U S TREASURY NOTES SER M-2011 DTD 08/31/2006 DUE 08/31/2011 RATE 4.625 YIELD 3.110MTY	12/27/07	05/29/08	209,296.88	208,015.62 207,148.00	1,281.26 2,160.88	0.00 2,150.88
134,000	U S TREASURY NOTES SER M-2011 DTD 08/31/2006 DUE 08/31/2011 RATE 4.625 YIELD 3.410MTY	12/27/07	06/16/08	138,894.14	139,370.47 138,719.48	(476.33) 174.66	0.00 174.66
121,000	U S TREASURY NOTES SER M-2011 DTD 08/31/2006 DUE 08/31/2011 RATE 4.625 YIELD 2.747MTY	12/27/07	07/09/08	127,791.67	125,849.45 125,180.55	1,942.22 2,611.12	0.00 2,611.12
300,000	U S TREASURY NOTES SER M-2011 DTD 08/31/2006 DUE 08/31/2011 RATE 4.625 YIELD 2.464MTY	12/27/07	09/04/08	318,549.78	312,023.44 309,897.00	6,526.34 8,652.78	0.00 8,652.78
430,000	U S TREASURY NOTES SER M-2011 DTD 08/31/2006	12/27/07	11/24/08	468,968.75	447,233.60 443,163.70	21,735.15 25,815.05	0.00 25,815.05
1,285,000	DUE 08/31/2011 RATE 4.825 YIELD 1.275MTY	06/23/08		1,401,453.13	1,335,498.48 1,329,076.60	65,956.65 72,377.63	0.00 72,377.63
1,635,000	U S TREASURY NOTES SER M 2012 DTD 06/30/2007	08/09/07	02/29/08	1,798,438.07	1,655,437.60 1,653,279.30	142,998.57 145,158.77	0.00 145,158.77
68,000	DUE 06/30/2012 RATE 4.875 YIELD 2.427MTY	08/07/07		72,597.49	68,196.56 67,998.60	4,400.93 4,600.89	0.00 4,600.99
150,000	U S TREASURY NOTES SER M 2012 DTD 06/30/2007	08/07/07	04/17/08	162,744.14	154,992.19 154,414.60	7,751.95 8,329.64	0.00 8,329.64
484,000	U S TREASURY NOTES SER M 2012 DTD 06/30/2007	09/07/07	05/19/08	519,581.55	500,108.13 497,977.82	19,473.42 21,603.63	0.00 21,603.63
441,000	DUE 06/30/2012 RATE 4.875 YIELD 2.962MTY	10/29/07		473,420.40	457,124.07 455,358.88	16,296.33 18,061.44	0.00 18,061.44

2  
0  
0  
8  
  
Y  
E  
A  
R  
  
E  
N  
D  
  
S  
U  
M  
M  
A  
R  
Y

234 00080965

CITI GLOBAL IMPACT FUNDING

Account Number 692-17601-19 643

of Short-Term Capital Gains (Loss) 2008 - Continued

Quantity	Security Description	Opening Trade Date	Closing Trade Date	Sale Proceeds	Original Cost Adjusted Cost	Original Gain/(Loss) Adjusted Gain/(Loss)	Ordinary Income Capital Gain/(Loss)
309,000	U S TREASURY NOTES SER M 2012 DTD 08/30/2007 DUE 08/30/2012 RATE 4.875 YIELD 2.939MTY	10/29/07	08/14/08	\$ 330,749.67	\$ 320,297.81 \$ 318,520.29	\$ 10,451.86 \$ 12,229.38	\$ 0.00 \$ 12,229.38
491,000	US TSY INFLATION INDEX NTS CPI NON SEASONALLY ADJ DUE 07/15/2017 RATE 2.625 2.6250% JJ-15 DUE 07/15/2017	11/07/07	10/02/08	538,388.51	524,667.47 551,759.88	13,721.04 (13,371.35)	0.00 (13,371.35)
710,000	US TSY INFLATION INDEX NTS CPI NON SEASONALLY ADJ DUE 07/15/2017 RATE 2.625 2.6250% JJ-15 DUE 07/15/2017	04/11/08	12/19/08	774,128.20	819,939.40 838,816.01	(46,811.20) (82,687.81)	0.00 (82,687.81)
180,000	U S TREASURY NOTES SER E-2017 DTD 08/15/2007 DUE 08/15/2017 RATE 4.750 YIELD 3.598MTY	09/20/07	02/08/08	198,588.72	181,585.62 181,542.60	15,001.10 15,044.12	0.00 15,044.12
40,000	U S TREASURY NOTES SER E-2017 DTD 08/15/2007	09/20/07	02/08/08	43,482.81	40,352.36 40,342.40	3,130.45 3,140.41	0.00 3,140.41
70,000	DUE 08/15/2017 RATE 4.750 YIELD 3.658MTY	11/30/07		76,094.92	74,205.47 74,140.50	1,889.45 1,854.42	0.00 1,954.42
710,000	U S TREASURY NOTES SER E-2017 DTD 08/15/2007 DUE 08/15/2017 RATE 4.750 YIELD 3.468MTY	11/30/07	04/11/08	782,026.17	752,655.47 751,336.20	29,370.70 30,689.97	0.00 30,689.97
45,000	U S TREASURY NOTES SER E-2017 DTD 08/15/2007 DUE 08/15/2017 RATE 4.750 YIELD 3.968MTY	11/30/07	06/08/08	47,691.21	47,703.52 47,583.90	(12.31) 107.31	0.00 107.31
190,000	U S TREASURY NOTES SER E-2017 DTD 08/15/2007 DUE 08/15/2017 RATE 4.750 YIELD 4.041MTY	11/30/07	06/26/08	200,197.66	201,414.84 200,882.30	(1,217.18) (684.64)	0.00 (664.64)
437,000	U S TREASURY NOTES SER E-2017 DTD 08/15/2007	11/30/07	07/10/08	468,141.61	463,254.14 481,900.28	5,887.47 7,241.35	0.00 7,241.35
63,000	DUE 08/15/2017 RATE 4.750 YIELD 3.786MTY	12/18/07		67,633.73	66,066.33 65,918.42	1,567.40 1,714.31	0.00 1,714.31

2008 YEAR END SUMMARY

09234 00080968

CITI GLOBAL IMPACT FUNDING

Account Number 692-17601-19 643

Quantity	Security Description	Opening Trade Date	Closing Trade Date	Sale Proceeds	Original Cost Adjusted Cost	Original Gain/(Loss) Adjusted Gain/(Loss)	Ordinary Income Capital Gain/(Loss)
460,000	U S TREASURY NOTES SER E-2017 DTD 08/15/2007	12/18/07	08/13/08	\$ 481,515.75	\$ 471,902.34	\$ 9,613.41	\$ 0.00
255,000	DUE 08/15/2017 RATE 4.750 YIELD 3.823MTY	12/28/07		272,858.97	\$ 470,895.50	\$ 10,820.25	\$ 10,820.25
					267,969.14	4,889.63	0.00
					267,283.35	5,675.62	5,675.62
595,000	U S TREASURY NOTES SER E-2017 DTD 08/15/2007	12/28/07	12/22/08	717,855.82	625,261.33	82,594.48	0.00
	DUE 08/15/2017 RATE 4.750 YIELD 2.123MTY				622,891.30	95,164.52	95,164.52
650,000	U S TREASURY NOTES SER Q-2012 DTD 09/30/2007	11/30/07	03/26/08	700,171.88	671,099.61	28,072.27	0.00
850,000	DUE 09/30/2012 RATE 4.250 YIELD 2.433MTY	12/18/07		1,023,328.13	889,851.00	30,320.88	30,320.88
					980,058.59	43,268.54	0.00
1,000,000		12/28/07		1,077,187.50	978,519.00	44,809.13	44,809.13
					1,032,343.75	44,843.75	0.00
1,850,000		01/10/08		2,100,515.62	1,030,880.00	46,307.50	46,307.50
					2,046,890.63	53,624.99	0.00
					2,042,878.00	57,539.62	57,539.62
2,700,000	U S TREASURY NOTES SER AF-2009 DTD 11/30/2007	01/10/08	06/06/08	2,732,378.91	2,721,515.63	10,863.28	0.00
	DUE 11/30/2009 RATE 3.125 YIELD 2.283MTY				2,716,929.00	15,449.91	15,449.91
485,000	U S TREASURY NOTES SER G-2013 DTD 02/29/2008	03/26/08	05/09/08	490,494.73	499,408.59	(8,913.86)	0.00
	DUE 02/28/2013 RATE 2.750 YIELD 2.954MTY				498,298.80	(8,801.87)	(8,801.87)
20,000	U S TREASURY NOTES SER G-2013 DTD 02/29/2008	03/26/08	08/12/08	18,273.44	20,178.12	(904.68)	0.00
	DUE 02/28/2013 RATE 2.750 YIELD 3.594MTY				20,170.80	(897.18)	(897.16)
1,000,000	U S TREASURY NOTES SER G-2013 DTD 02/29/2008	03/26/08	07/10/08	986,559.15	1,008,906.25	(22,347.10)	0.00
	DUE 02/28/2013 RATE 2.750 YIELD 3.063MTY				1,008,400.00	(21,840.85)	(21,840.85)
285,000	U S TREASURY NOTES SER G-2013 DTD 02/29/2008	03/26/08	07/22/08	277,094.75	287,538.28	(10,443.53)	0.00
	DUE 02/28/2013 RATE 2.750 YIELD 3.405MTY				287,379.75	(10,285.00)	(10,285.00)

2008 YEAR END SUMMARY

9234 00080987

CITI GLOBAL IMPACT FUNDING  
Account Number 692-17601-19 643

On Short Term Gain (Loss) 2008 - continue

2  
0  
0  
8  
  
Y  
E  
A  
R  
  
E  
N  
D  
  
S  
U  
M  
M  
A  
R  
Y

Quantity	Security Description	Opening Trade Date	Closing Trade Date	Sale Proceeds	Original Cost Adjusted Cost	Original Gain/(Loss) Adjusted Gain/(Loss)	Ordinary Income Capital Gain/(Loss)
2,500,000	U S TREASURY NOTES SER G-2013 DTD 02/29/2008 DUE 02/28/2013 RATE 2.750 YIELD 3.077MTY	03/28/08	08/14/08	\$ 2,465,518.97	\$ 2,522,265.64 \$ 2,520,825.00	(\$ 56,746.67) (\$ 55,106.03)	\$ 0.00 (\$ 55,106.03)
250,000	U S TREASURY NOTES SER G-2013 DTD 02/28/2008 DUE 02/28/2013 RATE 2.750 YIELD 1.097MTY	03/28/08	12/02/08	267,070.31	252,228.56 251,927.50	14,843.75 15,142.81	0.00 15,142.81
1,000,000	U S TREASURY NOTES SER Y-2010 DTD 05/31/08 DUE 05/31/2010 RATE 2.825 YIELD 2.409MTY	06/06/08	07/10/08	1,003,941.96	1,003,828.12 1,003,850.00	113.84 291.88	0.00 291.96
300,000	U S TREASURY NOTES SER Y-2010 DTD 05/31/08 DUE 05/31/2010 RATE 2.825 YIELD 1.594MTY	06/06/08	10/02/08	305,038.06	301,148.44 300,963.00	3,889.62 4,075.06	0.00 -4,075.06
1,400,000	U S TREASURY NOTES SER Y-2010 DTD 05/31/08	06/06/08	11/14/08	1,432,871.82	1,406,359.38 1,404,172.00	27,612.44 28,799.82	0.00 28,799.82
100,000	DUE 05/31/2010 RATE 2.825 YIELD 1.074MTY	06/23/08		102,355.19	99,398.44 99,398.44	2,956.75 2,956.75	121.56 2,835.19
2,810,000	U S TREASURY NOTES SER Y-2010 DTD 05/31/08 DUE 05/31/2010 RATE 2.825 YIELD .692MTY	06/23/08	12/02/08	2,890,458.20	2,793,096.09 2,793,096.09	97,362.11 97,362.11	3,781.21 83,580.80
200,000	U S TREASURY NOTES SER Q-2013 DTD 09/30/08 DUE 09/30/2013 RATE 3.125 YIELD 1.318MTY	10/08/08	12/22/08	216,647.77	206,485.05 206,228.00	10,162.72 10,421.77	0.00 10,421.77
2,810,000	U S TREASURY NOTES SER AE-2010 DTD 11/30/2008 DUE 11/30/2010 RATE 1.250 YIELD .754MTY	12/02/08	12/19/08	2,836,773.40	2,829,318.75 2,828,798.90	7,454.65 7,974.50	0.00 7,974.50
250,000	U S TREASURY NOTES SER S-2013 DTD 11/30/2008 DUE 11/30/2013 RATE 2.000 YIELD 1.382MTY	12/02/08	12/22/08	257,342.81	254,003.91 253,962.60	3,339.00 3,380.41	0.00 3,380.41

09234 00080988

CITI GLOBAL IMPACT FUNDING  
Account Number 692-17601-19 643

Statement of Income (Loss) 2008

Quantity	Security Description	Opening Trade Date	Closing Trade Date	Sale Proceeds	Original Cost Adjusted Cost	Original Gain/(Loss) Adjusted Gain/(Loss)	Ordinary Income Capital Gain/(Loss)
295,000	U S TREASURY NOTES SER S-2011 DTD 11/15/08 DUE 11/15/2011 RATE 1.750 YIELD .845MTY	11/24/08	12/17/08	\$ 301,797.84	\$ 287,294.15 \$ 297,244.96	\$ 4,503.69 \$ 4,552.89	\$ 0.00 \$ 4,552.89
47,000	U S TREASURY NOTES SER S-2011 DTD 11/15/08 DUE 11/15/2011 RATE 1.750 YIELD .898MTY	11/24/08	12/18/08	48,149.14	47,366.61 47,367.20	783.63 791.94	0.00 791.84
1,373,000	U S TREASURY NOTES SER S-2011 DTD 11/15/08 DUE 11/15/2011 RATE 1.750 YIELD 1.050MTY	11/24/08	12/22/08	1,400,348.13	1,383,677.63 1,383,393.81	16,670.60 16,954.52	0.00 16,954.52
250,000	UNITED HEALTHCARE NOTES BK/ENTRY DD-12/3/03 DUE 01/30/2008 RATE 3.300	03/15/07	01/30/08	250,000.00	245,935.00 245,835.00	4,065.00 4,065.00	4,065.00 0.00
				\$ 49,211,782.62	\$ 48,494,641.21 \$ 48,518,452.18	\$ 717,141.41 \$ 693,330.43	\$ 13,485.72 \$ 678,844.71

Statement of Income (Loss) 2008

This section shows your sales of securities during the year. The "Sale Proceeds" column excludes any accrued income you may have received. In addition, cash in lieu less than \$20 is not included on Form 1099-B (if applicable), it is included in this section. Please note, this material is prepared for informational purposes only and should not be used for tax preparation without the assistance of your tax advisor. For additional information regarding this section see enclosed brochure.

Quantity	Security Description	Opening Trade Date	Closing Trade Date	Sale Proceeds	Original Cost Adjusted Cost	Original Gain/(Loss) Adjusted Gain/(Loss)	Ordinary Income Capital Gain/(Loss)
460,000	AOL TIME WARNER INC BK/ENTRY-DTD 04/08/2002 DUE 06/01/2012 RATE 8.875 YTM 8.335	08/24/07	12/19/08	\$ 440,834.00	\$ 480,796.60 \$ 475,460.80	(\$ 40,162.60) (\$ 34,826.80)	\$ 0.00 (\$ 34,826.60)
675,000	FEDERAL HOME LOAN MTG CORP MEDIUM TERM NOTES-BK/ENTRY DTD 08/04/2005 DUE 08/04/2008 RATE 4.500	04/17/06	06/23/08	676,491.75	664,065.00 664,065.00	12,426.75 12,426.75	10,293.75 2,133.00

2  
0  
0  
8  
Y  
E  
A  
R  
E  
N  
D  
S  
U  
M  
M  
A  
R  
Y

234 00080989

CITI GLOBAL IMPACT FUNDING

Account Number 692-17601-19 643

Quantity	Security Description	Opening Trade Date	Closing Trade Date	Sale Proceeds	Original Cost Adjusted Cost	Original Gain/(Loss) Adjusted Gain/(Loss)	Ordinary Income Capital Gain/(Loss)
1,000,000	FEDERAL HOME LOAN BANK CONS BONDS-BK/ENTRY DTD 07/21/2006 DUE 08/19/2011 RATE 5.375	01/09/07	01/10/08	\$ 1,083,826.00	\$ 1,019,766.00 \$ 1,015,820.00	\$ 44,060.00 \$ 48,006.00	\$ 0.00 \$ 48,006.00
940,000	FEDERAL HOME LOAN MTG CORP GLOBAL DEBS BK/ENTRY DTD 9/16/1999 DUE 09/15/2009 RATE 6.625	05/30/08	08/14/08	975,979.44	976,754.00 952,802.80	(774.56) 23,176.64	0.00 23,176.64
60,000		09/28/08		62,286.56	62,837.40 61,083.00	(540.84) 1,213.56	0.00 1,213.56
2,000,000	FEDERAL HOME LOAN MTG CORP GLOBAL DEBS-BK/ENTRY DTD 03/15/2001 DUE 03/15/2011 RATE 5.625	09/20/07	10/02/08	2,118,328.00	2,070,140.00 2,050,420.00	48,188.00 65,908.00	0.00 65,908.00
580,000	GENERAL ELEC CAP COR DTD 02/21/2001	03/27/07	06/21/08	611,105.40	602,237.20 588,037.00	8,868.20 15,068.40	0.00 15,068.40
73,000	MATY 02/22/2011 DUE 02/22/2011 RATE 6.125	05/16/07		76,814.99	76,298.04 74,716.23	1,616.95 2,188.76	0.00 2,188.76
310,000	GOLDMAN SACHS GROUP INC BONDS DTD 1/16/01 DUE 01/15/2011 RATE 6.875 YTM 6.598	08/12/06	12/18/08	311,608.90	327,059.30 318,596.30	(15,450.40) (6,987.40)	0.00 (6,987.40)
20,000	GOLDMAN SACHS GROUP INC GLOBAL BOOK/ENTRY DTD 1/13/04 DUE 01/15/2009 RATE 3.875	11/08/04	12/19/08	19,960.80	19,990.80 19,990.80	(30.00) (30.00)	0.00 (30.00)
20,000	HOUSEHOLD FINANCE CO DTD 10/23/01	11/08/04	12/19/08	20,057.60	22,166.60 20,959.00	(2,109.00) (901.40)	0.00 (901.40)
50,000	DUE 10/15/2011 RATE 6.375 YTM 6.257	01/10/05		50,144.00	54,956.00 52,246.00	(4,812.00) (2,102.00)	0.00 (2,102.00)
55,000		04/12/05		55,158.40	59,400.00 57,087.45	(4,241.60) (1,909.05)	0.00 (1,909.05)
170,000		03/15/06		170,489.60	177,656.80 174,136.10	(7,167.20) (3,646.50)	0.00 (3,646.50)
65,000		10/02/06		65,187.20	68,278.60 66,929.85	(3,091.40) (1,742.65)	0.00 (1,742.65)
80,000		01/22/07		80,230.40	83,550.40 82,212.60	(3,320.00) (1,982.40)	0.00 (1,982.40)

2008 YEAR END SUMMARY



09234 00080970

CITI GLOBAL IMPACT FUNDING  
Account Number 692-17601-19 643

From Long Term Gain (Loss) 2008 - continued

Quantity	Security Description	Opening Trade Date	Closing Trade Date	Sale Proceeds	Original Cost Adjusted Cost	Original Gain/(Loss) Adjusted Gain/(Loss)	Ordinary Income Capital Gain/(Loss)
45,000		04/12/07		\$ 45,129.60	\$ 48,768.05	(\$ 1,638.45)	\$ 0.00
42,000		10/11/07		42,120.96	43,288.98	(1,168.02)	0.00
					42,829.88	(808.92)	(808.92)
65,000	HOUSEHOLD FIN CORP GLOBAL NOTE	02/15/05	12/15/08	65,000.00	65,088.40	(88.40)	0.00
	BOOK/ENTRY				65,000.00	0.00	0.00
25,000	DD 12/10/03	05/08/05		25,000.00	24,743.50	256.50	256.50
	DUE 12/15/2008 RATE 4.125				24,743.50	256.50	0.00
20,000		11/14/05		20,000.00	19,481.40	508.60	508.60
					18,481.40	508.60	0.00
110,000		02/22/06		110,000.00	108,976.10	3,023.90	3,023.90
					108,976.10	3,023.90	0.00
350,000	INTL LEASE FIN CORP NOTES	07/18/06	09/16/08	224,000.00	347,678.50	(123,678.50)	0.00
	BOOK/ENTRY DD 6/13/06				347,678.50	(123,678.50)	(123,678.50)
130,000	DUE 06/15/2011 RATE 5.750	04/04/07		83,200.00	132,899.00	(49,699.00)	0.00
	YTM 24.545				131,983.00	(48,783.00)	(48,783.00)
5,000	JP MORGAN CHASE & CO	10/22/04	12/19/08	5,002.20	5,366.80	(364.60)	0.00
	DTD 11/25/2002				5,187.70	(185.50)	(185.50)
5,000	DUE 01/02/2013 RATE 5.750	11/02/04		5,002.20	5,347.10	(344.90)	0.00
	YTM 5.737				5,187.70	(185.50)	(185.50)
70,000		01/10/05		70,030.80	73,965.50	(3,934.70)	0.00
					72,180.30	(2,159.50)	(2,159.50)
15,000		02/10/05		15,006.60	16,123.50	(1,116.90)	0.00
					15,823.85	(617.25)	(617.25)
50,000		03/07/05		50,022.00	53,080.00	(3,058.00)	0.00
					51,729.00	(1,707.00)	(1,707.00)
160,000		02/27/06		160,070.40	164,308.80	(4,238.40)	0.00
					182,724.80	(2,654.40)	(2,654.40)
45,000		05/22/06		45,019.80	45,119.25	(99.45)	0.00
					45,078.75	(58.95)	(58.95)
25,000		07/27/06		25,011.00	24,874.75	36.25	0.00
					24,874.75	36.25	36.25
105,000		03/15/07		105,046.20	107,911.65	(2,865.45)	0.00
					107,118.90	(2,072.70)	(2,072.70)
176,000		05/16/07		176,077.44	180,021.60	(3,944.16)	0.00
					179,002.58	(2,925.12)	(2,925.12)
50,000		08/28/07		50,022.00	50,333.00	(311.00)	0.00
					50,262.00	(240.00)	(240.00)

2008 YEAR END SUMMARY

234 00080971

CITI GLOBAL IMPACT FUNDING  
Account Number 692-17801-19 643

of Long-Term Investments (Loss) 2008 continued

Quantity	Security Description	Opening Trade Date	Closing Trade Date	Sale Proceeds	Original Cost Adjusted Cost	Original Gain/(Loss) Adjusted Gain/(Loss)	Ordinary Income Capital Gain/(Loss)
535,000	LEHMAN BROTHERS HOLD DTD 12/21/2005 DUE 01/14/2011 RATE 5.000 5.0000% DUE 01/14/2011	11/17/08	12/19/08	\$ 52,162.50	\$ 531,255.00 \$ 531,255.00	(\$ 479,092.50) (\$ 479,092.50)	\$ 0.00 (\$ 479,092.50)
125,000	NATIONAL RURAL UTILS DTD 08/29/2002 DUE 08/28/2009 RATE 5.750 YTM 3.786	10/06/06	12/19/08	125,620.00	126,993.75 125,487.50	(373.75) 1,132.50	0.00 1,132.50
354,000	US TSY INFLATION INDEX NTS CPI UNON SEASONALLY ADJ DUE 07/15/2017 RATE 2.625 2.6250% JJ-15 DUE 07/15/2017	11/07/07	11/21/08	345,655.76	378,273.50 395,576.89	(32,617.74) (49,921.13)	0.00 (49,921.13)
178,000	US TSY INFLATION INDEX NTS CPI UNON SEASONALLY ADJ DUE 07/15/2017 RATE 2.625 2.6250% JJ-15 DUE 07/15/2017	11/19/07		171,851.50	190,611.37 198,912.83	(18,759.87) (27,061.13)	0.00 (27,061.13)
334,000	US TSY INFLATION INDEX NTS CPI UNON SEASONALLY ADJ DUE 07/15/2017 RATE 2.625 2.6250% JJ-15 DUE 07/15/2017	11/19/07	12/19/08	364,167.35	381,728.39 374,894.51	2,438.96 (10,727.16)	0.00 (10,727.16)
50,000	UNITED HEALTHCARE NOTES BOOK/ENTRY	01/05/05	01/30/08	50,000.00	49,145.50 49,145.50	854.50 854.50	854.50 0.00
35,000	UNITED HEALTHCARE NOTES BOOK/ENTRY DUE 01/30/2008 RATE 3.300	07/13/05		35,000.00	34,187.65 34,187.65	812.35 812.35	812.35 0.00
					\$ 9,950,634.78 \$ 9,898,025.15	(\$ 688,003.43) (\$ 633,393.80)	\$ 15,749.80 (\$ 649,143.40)

of Accrued Income 2008

This section shows your accrued income paid or received as a result of purchases and sales.

Transaction Description	Trade Date	Interest Paid	Interest Received
AOL TIME WARNER INC BK/ENTRY-DTD 04/08/2002 DUE 05/01/2012 RATE 6.875	02/12/08	\$ 1,688.19	
AOL TIME WARNER INC BK/ENTRY-DTD 04/08/2002 DUE 05/01/2012 RATE 6.875	07/09/08	1,617.15	

2  
0  
0  
8  
  
Y  
E  
A  
R  
  
E  
N  
D  
  
S  
U  
M  
M  
A  
R  
Y

0009238 00081027

CITI GLOBAL IMPACT FUNDING  
Account Number 692-70195-10 643

**Section shows your sales of securities during the year. The "Sale Proceeds" column excludes any accrued income you may have received. In addition, though cash in lieu less than \$20 is not included on Form 1099-B (if applicable), it is included in this section. Please note, this material is prepared for informational purposes only and should not be used for tax preparation without the assistance of your tax advisor.**

Quantity	Security Description	Opening Trade Date	Closing Trade Date	Sale Proceeds	Cost	(Loss)	Gain
630	AEGON N V-ADR AMER REG-ADR	08/08/07	03/28/08	\$ 9,128.53	\$ 11,823.08	(\$ 2,694.55)	
360	AEGON N V-ADR AMER REG-ADR	08/08/07	03/28/08	5,324.70	6,756.05	(1,431.35)	
1,740		09/28/07		25,736.05	33,078.53	(7,340.48)	
130	AKZO NOBEL N.V.ADR-EUR	09/28/07	03/28/08	10,451.87	10,608.00	(156.13)	
170	AKZO NOBEL N.V.ADR-EUR	09/28/07	04/18/08	15,197.91	13,872.00		1,325.91
1,430	ALLIANZ SE ADR	09/28/07	03/28/08	28,114.92	33,187.42	(5,062.50)	
180		10/19/07		3,538.94	4,018.30	(479.36)	
680	ALLIED IRISH BKS SPON ADR	09/28/07	03/28/08	27,557.99	31,778.14	(4,220.15)	
230	ALLIED IRISH BKS SPON ADR	09/28/07	09/25/08	3,929.53	11,074.20	(7,144.67)	
540		10/19/07		9,225.85	25,939.28	(16,713.43)	
500		10/24/07		8,542.46	24,199.35	(15,656.90)	
1,130		11/02/07		19,306.94	53,699.97	(34,294.03)	
660		11/08/07		11,278.04	30,138.17	(18,862.13)	
320		12/18/07		5,467.17	14,128.37	(8,659.20)	
350		03/12/08		5,979.71	14,984.17	(9,004.46)	
350	ASAHI KAISEI CORP ADR	09/28/07	03/26/08	18,698.13	28,227.50	(9,529.37)	
220	ASAHI KAISEI CORP ADR	09/28/07	03/28/08	11,681.87	17,743.00	(6,061.13)	
220		10/19/07		11,881.87	17,701.18	(6,019.31)	
180	ASTRAZENECA PLC SPON ADR	03/08/07	03/05/08	6,704.31	9,825.30	(3,120.99)	
60		03/15/07		2,234.77	3,321.33	(1,086.56)	
245		07/26/07		9,125.32	12,968.36	(3,843.04)	
780		09/28/07		29,062.03	38,621.39	(9,569.36)	
480		10/19/07		17,878.17	24,198.72	(6,320.55)	
480		10/24/07		17,878.17	23,414.40	(5,536.23)	
1,270		11/02/07		47,302.66	61,175.90	(13,873.24)	
600		11/08/07		22,347.71	28,398.00	(6,050.29)	
290		12/18/07		10,801.40	13,030.45	(2,229.06)	
510		12/28/07		18,995.56	22,022.77	(3,027.21)	
120	AXA S.A.SPONS ADR	09/28/07	03/28/08	4,223.81	5,350.61	(1,126.80)	
520	AXA S.A.SPONS ADR	09/28/07	03/28/08	18,869.55	23,185.97	(4,316.42)	
630		10/19/07		19,232.43	22,726.14	(3,493.71)	
60	AXA S.A.SPONS ADR	10/19/07	04/18/08	2,354.11	2,572.77	(218.66)	
250		10/24/07		9,808.79	10,671.05	(862.26)	

2  
0  
0  
8  
  
Y  
E  
A  
R  
  
E  
N  
D  
  
S  
U  
M  
M  
A  
R  
Y

9238 00081028

CITI GLOBAL IMPACT FUNDING

Account Number 692-70195-10 643

of Share Held (continued)

Quantity	Security Description	Opening Trade Date	Closing Trade Date	Sale Proceeds	Cost	(Loss)	Gain
195	BASF SE COMMON STOCK	09/28/07	03/28/08	\$ 25,965.38	\$ 28,654.12	(\$ 688.78)	
60	BP PLC SPONS ADR	09/28/07	03/28/08	3,595.30	4,132.80	(637.50)	
85	BNP PARIBAS SPON ADR	08/10/07	03/28/08	4,888.80	5,142.28	(453.48)	
195		09/28/07		9,824.36	10,636.08	(1,011.72)	
390	BNP PARIBAS SPON ADR	09/28/07	03/28/08	19,598.99	21,272.16	(1,673.17)	
270		10/19/07		13,568.54	14,526.03	(957.49)	
140	BNP PARIBAS SPON ADR	10/19/07	10/16/08	5,060.51	7,532.01	(2,481.50)	
480		10/24/07		17,316.06	26,412.88	(8,096.83)	
200		11/02/07		7,215.02	10,280.00	(3,064.88)	
405	BNP PARIBAS SPON ADR	11/02/07	10/31/08	13,637.69	20,817.00	(7,179.31)	
690	BT GROUP PLC ADR-USD	02/25/08	03/28/08	29,365.52	32,300.35	(2,934.83)	
650	BT GROUP PLC ADR-USD	02/25/08	03/28/08	27,695.81	30,427.86	(2,732.25)	
940	BANCO SANTANDER S.A.	09/28/07	03/28/08	18,814.14	18,132.60		481.54
580	BANCO SANTANDER S.A.	09/28/07	04/18/08	12,594.21	11,188.20		1,406.01
9,970	BANCO SANTANDER S.A. SALE OF RTS ON 9970.0000 SHS	12/04/08	12/04/08	1,834.52	.01		1,834.51
198	BRASIL TELECOM PARTICIPACO SA SPONSORED ADR	04/03/08	07/30/08	19,064.51	15,178.03		3,886.48
430	CANON INC ADR	01/11/08	03/26/08	19,987.69	18,947.69		1,040.00
690	CANDN INC ADR	01/11/08	03/28/08	32,112.65	30,404.44		1,708.21
200	CANON INC ADR	01/11/08	04/18/08	10,072.46	8,812.88		1,259.58
2,765	CANON INC ADR	01/11/08	04/23/08	135,297.29	121,397.42		13,899.87
340	CHINA PETROLEUM&CHEM ADR	11/05/07	03/28/08	29,202.81	47,952.75	(18,749.94)	
200	CHINA PETROLEUM&CHEM ADR	11/05/07	03/28/08	17,398.05	28,207.50	(10,809.45)	
50		11/06/07		4,349.51	7,108.78	(2,759.27)	
20	CHINA PETROLEUM&CHEM ADR	11/06/07	04/18/08	1,850.19	2,843.51	(993.32)	
50		11/15/07		4,625.47	7,110.91	(2,485.44)	
635	COCA-COLA FEMSA S.A.B DE C.V.SPONS ADR	09/28/07	04/03/08	34,962.58	26,756.74		8,205.84
390		10/19/07		21,473.08	17,361.44		4,111.64
141		10/24/07		7,783.36	6,292.06		1,471.31
120	COCA-COLA FEMSA S.A.B DE C.V.SPONS ADR	10/24/07	04/18/08	6,536.14	5,354.94		1,181.20
219	COCA-COLA FEMSA S.A.B DE C.V.SPONS ADR	10/24/07	08/22/08	12,984.32	9,772.77		3,211.55
236		11/02/07		13,992.24	10,704.96		3,287.28

2008 YEAR END SUMMARY

238 00081029

CITI GLOBAL IMPACT FUNDING

Account Number 692-70195-10 643

of Smith Barney Client (as of 12/31/2008) continued

Quantity	Security Description	Opening Trade Date	Closing Trade Date	Sale Proceeds	Cost	(Loss)	Gain
1,000	COMMERZBANK A G SPONSORED ADR	11/30/07	03/28/08	\$ 30,047.88	\$ 39,975.30	(\$ 9,927.44)	
900	COMMERZBANK A G SPONSORED ADR	11/30/07	03/28/08	28,213.96	35,977.77	(7,763.81)	
420	COMMERZBANK A G SPONSORED ADR	11/30/07	04/18/08	15,350.91	16,789.63	(1,438.72)	
385	DBS GROUP HLDG LTD SP ADR	09/28/07	03/28/08	20,347.03	22,561.00	(2,213.97)	
105		10/19/07		5,548.19	6,159.85	(610.76)	
110	DBS GROUP HLDG LTD SP ADR	10/19/07	04/18/08	6,341.48	6,453.28	(111.82)	
1,340	DEUTSCHE LUFTHANSA AG SPONS ADR	03/25/08	03/26/08	35,791.00	34,947.60		843.40
1,300	DEUTSCHE LUFTHANSA AG SPONS ADR	03/25/08	03/28/08	34,709.61	33,904.39		805.22
150	ENI SPA SPONSORED ADR	09/28/07	03/28/08	10,132.63	11,067.24	(934.61)	
160	ENI SPA SPONSORED ADR	09/28/07	04/18/08	12,064.35	11,805.06		249.29
240	E.ON AG SPONS ADR	10/19/07	03/25/08	14,795.76	14,951.57	(155.81)	
250		10/24/07		16,412.25	16,762.50	(350.25)	
480		11/02/07		29,691.53	30,960.00	(1,268.47)	
230		11/06/07		14,179.27	14,881.00	(701.73)	
240		03/12/08		14,795.79	15,288.00	(492.21)	
130	GLAXOSMITHKLINE PLC SP ADR	09/28/07	03/26/08	5,470.46	6,856.20	(1,385.74)	
390	GLAXOSMITHKLINE PLC SP ADR	09/28/07	03/28/08	16,516.67	20,568.60	(4,051.93)	
160		10/19/07		6,776.07	8,179.78	(1,403.71)	
700	HANNOVER REINS CORP-EUR ADR	09/28/07	03/28/08	18,122.52	17,605.00		517.52
2,020	HOYA CORP SPONSORED ADR USD	09/28/07	03/26/08	48,008.61	68,912.50	(20,903.89)	
210	HOYA CORP SPONSORED ADR USD	09/28/07	03/28/08	5,071.44	7,164.17	(2,092.73)	
480		10/19/07		11,591.87	17,003.38	(5,411.51)	
190		10/24/07		4,588.45	6,754.50	(2,166.05)	
430	HOYA CORP SPONSORED ADR USD	10/24/07	04/18/08	11,848.32	15,288.50	(3,438.18)	
150		11/02/07		4,133.14	5,607.00	(1,473.86)	
560	HOYA CORP SPONSORED ADR USD	11/06/07	11/05/08	9,886.28	20,417.60	(10,731.34)	
875		12/18/07		15,134.79	27,116.25	(11,981.46)	
475		12/28/07		8,216.03	15,128.75	(6,912.72)	
700		03/12/08		12,107.83	16,799.72	(4,691.89)	

2008 YEAR END SUMMARY

009238 00081030

CITI GLOBAL IMPACT FUNDING  
Account Number 692-70195-10 643

Price	Quantity	Security Description	Opening Trade Date	Closing Trade Date	Sale Proceeds	Cost	(Loss)	Gain
25.20	620	HUTCHISON WHAMPOA LTD-ADR	08/19/07	03/28/08	\$ 28,947.36	\$ 31,063.01	(\$ 2,105.65)	
25.20	255	HUTCHISON WHAMPOA LTD-ADR	08/19/07	03/28/08	12,102.17	12,771.80	(669.63)	
	445		09/28/07		21,119.46	23,941.00	(2,821.54)	
	720	INFOSYS TECHNOLOGIE SP ADR	12/10/07	03/28/08	28,639.12	32,836.75	(6,197.63)	
	480	INFOSYS TECHNOLOGIE SP ADR	12/10/07	03/28/08	17,347.00	21,891.17	(4,544.17)	
	340	INFOSYS TECHNOLOGIE SP ADR	12/10/07	04/18/08	14,589.31	15,506.25	(916.94)	
	390	ING GROEP NV SPONS ADR	09/28/07	03/28/08	14,113.04	17,194.44	(3,081.40)	
	100	ING GROEP NV SPONS ADR	09/28/07	03/28/08	3,688.14	4,408.83	(720.69)	
	430		10/19/07		15,850.40	18,276.30	(3,425.90)	
	230		10/24/07		8,478.12	10,177.50	(1,699.38)	
	210	ING GROEP NV SPONS ADR	10/24/07	04/18/08	8,464.86	9,292.50	(827.64)	
	10		11/02/07		403.09	431.60	(28.51)	
	11,005	KINGFISHER PLC	05/08/08	12/10/08	43,502.52	62,754.91	(19,252.39)	
	11,250	SPONSORED ADR NEW	05/28/08		44,471.00	82,850.50	(18,479.50)	
	250	LAFARGE SPONS ADR NEW	09/28/07	03/28/08	10,674.88	9,632.38		1,042.50
		LAFARGE COPPEE						
	40	LAFARGE SPONS ADR NEW	09/28/07	04/18/08	1,789.98	1,541.18		248.80
		LAFARGE COPPEE						
	490	MACQUARIE GROUP SPONS ADR	09/28/07	03/28/08	23,809.42	36,701.00	(12,891.58)	
	40		10/19/07		1,943.63	2,985.95	(1,042.32)	
	80	MACQUARIE GROUP SPONS ADR	10/19/07	04/18/08	4,567.97	5,971.91	(1,403.94)	
	150		10/24/07		8,584.95	10,911.18	(2,326.23)	
	100		11/02/07		5,709.97	8,080.00	(2,370.03)	
	745	MITSUBISHI CORP	09/28/07	03/28/08	42,934.25	47,344.75	(4,410.50)	
	380	SPONS ADR	10/19/07		21,899.35	24,191.56	(2,292.21)	
	530		10/24/07		30,543.83	33,607.25	(3,063.42)	
	265		11/02/07		16,271.91	16,679.10	(407.19)	
	350	MITSUBISHI CORP	11/02/07	03/28/08	20,887.67	22,029.00	(1,141.33)	
		SPONS ADR						
	205	MITSUBISHI CORP	11/02/07	04/18/08	13,794.15	12,902.70		891.45
	45	SPONS ADR	11/08/07		3,027.98	2,688.50		341.48
	2,015	NIPPON TEL & TEL SPON ADR	07/19/07	03/28/08	44,487.73	45,046.94	(579.21)	
	255		09/28/07		5,627.43	5,952.24	(324.81)	
	810	NIPPON TEL & TEL SPON ADR	09/28/07	03/28/08	17,633.66	18,907.10	(1,273.44)	
	490		10/19/07		10,667.28	10,993.59	(326.31)	
	380	NIPPON TEL & TEL SPON ADR	11/02/07	10/30/08	7,942.91	8,560.26	(617.35)	

2  
0  
0  
8  
  
Y  
E  
A  
R  
  
E  
N  
D  
  
S  
U  
M  
M  
A  
R  
Y

9238 00081031

CITI GLOBAL IMPACT FUNDING

Account Number 692-70195-10 643

Quantity	Security Description	Opening Trade Date	Closing Trade Date	Sale Proceeds	Cost	(Loss)	Gain
545	NIPPON TEL & TEL SPON ADR	11/02/07	10/31/08	\$ 10,925.33	\$ 12,277.21	(\$ 1,351.88)	
230	NORSK HYDRO A S SPONS ADR	09/28/07	03/28/08	3,105.01	9,883.91	(6,788.90)	
505	NORSK HYDRO A S SPONS ADR	09/28/07	03/28/08	7,019.42	21,723.59	(14,704.17)	
345		10/19/07		4,795.45	5,228.44	(430.99)	
15	NORSK HYDRO A S SPONS ADR	10/19/07	04/18/08	213.75	227.24	(13.49)	
65		10/24/07		926.24	965.25	(39.01)	
80	ORIX CORP SPONS ADR	09/28/07	03/26/08	6,444.67	10,296.38	(3,851.71)	
65	ORIX CORP SPONS ADR	09/28/07	03/28/08	4,614.39	7,438.27	(2,821.88)	
155		10/19/07		10,785.08	16,638.74	(5,853.66)	
35	ORIX CORP SPONS ADR	10/19/07	04/18/08	3,012.92	3,757.13	(744.21)	
150		10/24/07		12,912.50	15,287.27	(2,374.77)	
35		11/02/07		3,012.91	3,359.59	(346.68)	
270	ORIX CORP SPONS ADR	11/02/07	05/09/08	22,980.57	25,916.81	(2,936.24)	
125	ORIX CORP SPONS ADR	11/02/07	07/03/08	8,415.13	11,998.53	(3,583.40)	
120		11/08/07		8,078.52	11,802.00	(3,723.48)	
190		12/18/07		12,790.89	16,954.21	(4,163.22)	
200		12/28/07		13,484.21	17,233.74	(3,749.53)	
180	PETROBRAS	08/28/07	03/26/08	18,578.82	10,427.58		8,151.04
170	PETROBRAS	08/28/07	03/28/08	17,148.57	9,848.27		7,300.30
30		09/28/07		3,028.22	2,277.00		749.22
95	PETROBRAS	09/28/07	04/18/08	11,906.31	7,210.50		4,695.81
105		10/19/07		13,159.60	8,809.28		4,350.32
150	PETROBRAS	10/19/07	06/20/08	9,906.89	6,292.34		3,614.55
300		10/24/07		19,813.78	12,404.90		7,408.88
317		11/02/07		20,936.55	14,599.79		6,336.76
63	PETROBRAS	11/02/07	07/23/08	3,581.73	2,901.53		680.20
220		11/06/07		12,507.83	10,223.11		2,284.52
380		12/18/07		21,604.09	19,701.71		1,902.38
200		03/12/08		11,370.58	11,384.73	(14.15)	
660	PRUDENTIAL PLC ADR	09/28/07	03/28/08	17,635.79	20,209.20	(2,573.41)	
190	PRUDENTIAL PLC ADR	09/28/07	04/18/08	5,347.54	5,817.80	(470.26)	
90		10/19/07		2,533.04	2,722.95	(189.91)	
190	RWE AG SPONS ADR -USD	08/08/07	03/26/08	22,856.97	21,041.36		1,815.61
10		09/28/07		1,203.00	1,246.03	(43.03)	

2  
0  
0  
8  
  
Y  
E  
A  
R  
  
E  
N  
D  
  
S  
U  
M  
M  
A  
R  
Y

9238 00081032

CITI GLOBAL IMPACT FUNDING  
Account Number 692-70195-10 643

Investment Category: Global Impact - Environmental

Quantity	Security Description	Opening Trade Date	Closing Trade Date	Sale Proceeds	Cost	(Loss)	Gain
120	RWE AG SPONS ADR -USD	09/28/07	03/28/08	\$ 14,863.84	\$ 14,952.40	(\$ 288.58)	
60		10/19/07		7,331.82	7,917.84	(585.92)	
70		10/24/07		8,553.90	9,268.00	(714.10)	
.0198	REED ELSEVIER NV	03/08/07	01/07/08	.74	.78	(.04)	
.008	MERGER 01/07/08 768204101001	03/15/07		.34	.35	(.01)	
.0698		09/28/07		2.62	3.04	(.42)	
.0532		10/19/07		1.99	2.27	(.28)	
.0432		10/24/07		1.62	1.86	(.24)	
.0901		11/02/07		3.38	3.99	(.61)	
.0658		11/08/07		2.11	2.41	(.30)	
543.2378	REED ELSEVIER NV	09/28/07	03/28/08	20,778.10	23,668.57	(2,890.47)	
540	REXAM PLC SPONS ADR	09/28/07	03/26/08	23,139.28	30,439.80	(7,300.52)	
180	-NEW-	10/19/07		7,713.10	9,828.18	(2,113.08)	
250	REXAM PLC SPONS ADR	10/19/07	03/28/08	10,552.38	13,847.48	(3,095.10)	
330	-NEW-	10/24/07		13,929.15	18,306.98	(4,377.83)	
20		11/02/07		844.19	1,103.72	(259.53)	
70	RICOH CO LTD ADR-NEW	09/28/07	03/26/08	5,674.71	7,490.00	(1,815.29)	
185	RICOH CO LTD ADR-NEW	09/28/07	03/28/08	15,889.48	19,795.00	(4,125.52)	
115		10/19/07		9,740.48	12,090.89	(2,350.21)	
320	SANOFI-AVENTIS SPONS ADR	09/28/07	03/28/08	11,685.61	13,452.29	(1,766.68)	
765	SANOFI-AVENTIS SPONS ADR	09/28/07	03/28/08	28,383.33	32,159.37	(3,776.04)	
135		10/19/07		5,008.62	5,711.67	(702.85)	
70	SIGNET GROUP PLC,SPONS ADR (NEW)	09/28/07	03/28/08	824.85	1,200.44	(375.49)	
520	SIGNET GROUP PLC,SPONS ADR (NEW)	09/28/07	04/18/08	6,791.16	8,917.59	(2,126.43)	
200		10/19/07		2,611.98	3,782.56	(1,170.58)	
110		10/24/07		1,436.59	2,130.70	(694.11)	
930	STATOILHYDRO ASA SPONS ADR	10/16/07	03/28/08	27,475.80	31,489.85	(4,014.05)	
583	STATOILHYDRO ASA SPONS ADR	10/16/07	03/28/08	17,329.48	19,740.41	(2,410.93)	
67		10/19/07		1,991.55	2,232.35	(240.80)	
300	STATOILHYDRO ASA SPONS ADR	10/19/07	04/18/08	10,131.66	9,995.58		136.08
820	TNT N V SPONSORED ADR-USD	09/28/07	03/28/08	29,758.87	34,240.98	(4,482.11)	
1,240	TALISMAN ENERGY INC	09/28/07	03/28/08	21,962.01	24,375.05	(2,413.04)	

2008 YEAR END SUMMARY



238 00081033

CITI GLOBAL IMPACT FUNDING  
Account Number 692-70195-10 643

Client Statement Citi (Long) 2008 - continued

Quantity	Security Description	Opening Trade Date	Closing Trade Date	Sale Proceeds	Cost	(Loss)	Gain
340	TALISMAN ENERGY INC	09/28/07	04/18/08	\$ 7,071.42	\$ 6,883.48		\$ 387.94
590		10/19/07		12,270.98	12,084.56		186.42
130	TECHTRONIC INDUSTRIES CO INC SPONSORED ADR (HKD)	09/28/07	03/26/08	571.99	754.00	(182.01)	
3,025	TECHTRONIC INDUSTRIES CO INC SPONSORED ADR (HKD)	09/28/07	04/28/08	13,612.42	17,545.00	(3,932.58)	
1,700		10/19/07		7,649.96	9,898.93	(2,248.97)	
2,190		10/24/07		9,854.94	12,592.50	(2,737.56)	
5,320		11/02/07		23,939.86	28,462.00	(4,522.14)	
550		11/08/07		2,474.99	2,832.50	(357.51)	
2,300	TECHTRONIC INDUSTRIES CO INC SPONSORED ADR (HKD)	11/06/07	04/30/08	10,423.77	11,845.00	(1,421.23)	
4,035		12/18/07		18,286.91	18,715.14	(428.23)	
1,250	TELE NORTE LESTE PARTICIPACOES *TLPP,-BRL SPONSORED ADR REPSTG PFD	10/19/07	03/26/08	31,880.02	27,180.12		4,699.90
700	TELE NORTE LESTE PARTICIPACOES *TLPP,-BRL SPONSORED ADR REPSTG PFD	10/19/07	03/28/08	18,313.96	15,220.97		3,093.09
180	TELE NORTE LESTE PARTICIPACOES *TLPP,-BRL SPONSORED ADR REPSTG PFD	10/19/07	06/17/08	4,765.84	3,913.94		841.90
380		10/24/07		10,040.11	8,496.80		1,543.31
1,020		11/02/07		26,949.78	22,062.80		4,887.18
390		11/06/07		10,304.33	8,599.31		1,705.02
535		12/18/07		14,135.42	10,266.60		3,868.82
285		12/28/07		7,530.09	5,615.13		1,914.96
250	TELENOR ASA ADR REPSTG	04/25/07	03/26/08	13,878.59	14,035.92	(157.33)	
475	TELENOR ASA ADR REPSTG	04/25/07	03/28/08	27,022.50	26,668.26		354.24
395		07/11/07		22,471.34	22,703.02	(231.68)	
110		09/28/07		6,257.84	6,600.00	(342.16)	
200	TELENOR ASA ADR REPSTG	09/28/07	04/18/08	11,849.93	12,000.00	(150.07)	
160	TEVA PHARMACEUTICAL INDS LTD ADR	03/06/07	01/09/08	7,971.97	5,745.25		2,226.72
70		03/15/07		3,487.74	2,540.55		947.19
885		09/28/07		44,094.98	39,189.04		4,905.94
530		10/19/07		26,407.16	23,733.61		2,673.55
345		10/24/07		17,189.58	15,442.20		1,747.38
175	TEVA PHARMACEUTICAL INDS LTD ADR	10/24/07	01/29/08	7,809.85	7,833.00	(23.15)	
1,180		11/02/07		52,660.69	51,856.63		804.06
460		11/06/07		20,528.74	20,529.80	(1.06)	

2  
0  
0  
8  
  
Y  
E  
A  
R  
  
E  
N  
D  
  
S  
U  
M  
M  
A  
R  
Y

0009238 00081034

CITI GLOBAL IMPACT FUNDING

Account Number 692-70195-10 643

Summary of Securities Gains (Losses) 2008

Security Number	Quantity	Security Description	Opening Trade Date	Closing Trade Date	Sale Proceeds	Cost	(Loss)	Gain
800	130	TOTAL S.A SPONS ADR	09/28/07	03/28/08	\$ 9,529.22	\$ 10,474.61	(\$ 945.39)	
700	130	TOTAL S.A SPONS ADR	09/28/07	04/18/08	10,495.83	10,474.61		21.22
900	170	TOYOTA MOTOR CORP ADR NEW	09/28/07	03/28/08	17,687.95	19,899.54	(2,211.59)	
100	780	VALEO SPONS ADR -USD-	09/28/07	03/26/08	14,316.97	21,411.00	(7,094.03)	
	440		10/19/07		8,076.24	12,331.09	(4,254.85)	
	560		10/24/07		10,278.85	15,163.57	(4,884.72)	
	690		11/02/07		12,665.02	18,467.50	(5,792.48)	
200	300	VALEO SPONS ADR -USD-	11/02/07	03/28/08	5,774.93	8,025.00	(2,250.07)	
	630		11/08/07		12,127.36	18,569.00	(4,441.64)	
	820		12/18/07		15,784.83	17,801.21	(2,016.38)	
300	290	VODAFONE GROUP PLC SPONS ADR NEW	09/28/07	03/28/08	8,943.03	10,433.04	(1,490.01)	
400	470	VODAFONE GROUP PLC SPONS ADR NEW	09/28/07	03/28/08	14,621.54	16,908.72	(2,287.18)	
	430		10/19/07		13,377.15	15,594.84	(2,217.78)	
600	610	ZURICH FINCL SVCS SPON ADR	09/28/07	03/28/08	18,910.34	18,217.34		693.00
					\$ 3,380,519.83	\$ 3,800,542.85	(\$ 660,201.12)	\$ 140,178.10

Summary of Securities Gains (Losses) 2008

This section shows your sales of securities during the year. The "Sale Proceeds" column excludes any accrued income you may have received. In addition, although cash in lieu less than \$20 is not included on Form 1099-B (if applicable), it is included in this section. Please note, this material is prepared for informational purposes only and should not be used for tax preparation without the assistance of your tax advisor.

Security Number	Quantity	Security Description	Opening Trade Date	Closing Trade Date	Sale Proceeds	Cost	(Loss)	Gain
100	850	AEGON N V-ADR AMER REG-ADR	12/15/06	03/26/08	\$ 12,316.28	\$ 15,987.65	(\$ 3,671.37)	
	160		12/20/06		2,318.36	3,069.20	(740.84)	
	180		01/05/07		2,608.15	3,384.77	(776.62)	
	500		03/08/07		7,244.87	9,429.85	(2,184.98)	
	130		03/15/07		1,883.67	2,499.19	(615.52)	
300	290	AKZO NOBEL N.V.ADR-EUR	12/15/06	03/26/08	23,276.81	17,512.81		5,764.10
400	70	AKZO NOBEL N.V.ADR-EUR	12/15/06	03/28/08	5,627.94	4,227.23		1,400.71
	80		12/20/06		6,431.93	4,857.62		1,574.31
	60		01/05/07		4,823.95	3,678.75		1,145.20
	160		03/06/07		12,863.86	9,454.98		3,408.88

2  
0  
0  
8  
  
Y  
E  
A  
R  
  
E  
N  
D  
  
S  
U  
M  
M  
A  
R  
Y

09238 00081035

CITI GLOBAL IMPACT FUNDING

Account Number 692-70195-10 643

Quantity	Security Description	Opening Trade Date	Closing Trade Date	Sale Proceeds	Cost	(Loss)	Gain
1,140	ALLIANZ SE ADR	12/15/06	03/28/08	\$ 21,346.16	\$ 22,999.16	(\$ 1,653.01)	
310		12/20/06		5,804.65	6,410.80	(606.15)	
250		01/05/07		4,681.17	5,124.15	(442.98)	
310		03/06/07		5,804.66	6,409.90	(605.24)	
140	ALLIANZ SE ADR	03/06/07	03/28/08	2,752.51	2,894.80	(142.29)	
300		03/15/07		5,898.23	5,952.18	(53.95)	
500	ALLIED IRISH BKS SPON ADR	12/15/06	03/28/08	21,559.76	29,340.00	(7,780.24)	
100		12/20/06		4,311.95	6,067.70	(1,755.75)	
100		01/05/07		4,311.95	5,960.14	(1,648.19)	
220		03/06/07		9,486.29	12,782.68	(3,296.39)	
20		03/15/07		862.40	1,179.87	(317.47)	
40	ALLIED IRISH BKS SPON ADR	03/15/07	03/28/08	1,670.18	2,359.74	(689.56)	
300	ASAHI KAISEI CORP ADR	12/15/06	03/28/08	18,028.96	19,950.00	(3,923.04)	
70		12/20/06		3,739.82	4,645.80	(906.18)	
50		01/05/07		2,671.16	3,282.65	(611.49)	
80		03/06/07		4,273.86	5,772.00	(1,498.14)	
50		03/15/07		2,671.16	3,536.39	(865.23)	
520	ASTRAZENECA PLC SPON ADR	12/15/06	03/05/08	19,368.02	29,268.42	(9,900.40)	
40		12/20/06		1,489.85	2,161.24	(671.39)	
70		01/05/07		2,607.23	3,868.53	(1,261.30)	
570	AXA S.A.SPONS ADR	12/15/06	03/26/08	20,063.15	22,947.06	(2,883.91)	
110		12/20/06		3,871.84	4,450.34	(578.50)	
110		01/05/07		3,871.84	4,465.25	(593.41)	
200		03/06/07		7,039.70	8,224.18	(1,184.48)	
150		03/15/07		5,279.78	5,961.65	(681.87)	
135	BASF AG COMMON STOCK	12/15/06	01/10/08	20,213.38	12,888.45		7,324.93
105	BASF SE COMMON STOCK	12/15/06	03/26/08	13,924.66	10,024.35		3,900.31
80		12/20/06		7,956.95	5,848.40		2,110.55
50		01/05/07		6,630.79	4,761.00		1,869.79
55		03/06/07		7,293.87	5,580.92		1,712.95
35	BASF SE COMMON STOCK	03/06/07	03/28/08	4,660.45	3,551.49		1,108.96
30		03/15/07		3,994.67	3,050.06		944.61
220	BP PLC SPONS ADR	12/15/06	03/26/08	13,491.24	14,953.18	(1,461.94)	
60	BP PLC SPONS ADR	12/15/06	03/28/08	3,595.32	4,078.14	(482.82)	
60		12/20/06		3,595.32	4,043.14	(447.82)	
70		01/05/07		4,194.54	4,516.09	(321.55)	
70		03/06/07		4,194.54	4,143.48		51.06
40		03/15/07		2,396.68	2,388.44		8.44

2  
0  
0  
8  
  
Y  
E  
A  
R  
  
E  
N  
D  
  
S  
U  
M  
M  
A  
R  
Y

238 00081036

CITI GLOBAL IMPACT FUNDING

Account Number 692-70195-10 643

on 12/31/08 12:00:00 AM EST

Quantity	Security Description	Opening Trade Date	Closing Trade Date	Sale Proceeds	Cost	(Loss)	Gain
400	BNP PARIBAS SPON ADR	12/15/06	03/28/08	\$ 19,742.30	\$ 21,820.00	(\$ 2,077.70)	
90		12/20/06		4,442.02	4,886.88	(444.84)	
60		01/05/07		2,981.35	3,301.83	(340.58)	
220		03/08/07		10,858.27	11,309.12	(450.85)	
80		03/15/07		3,948.48	4,037.71	(89.25)	
1,130	BANCO SANTANDER S.A.	12/15/06	03/28/08	22,097.35	21,085.80		1,011.55
280		12/20/06		5,475.45	5,233.06		242.39
140		01/05/07		2,737.73	2,841.27		96.48
70	BANCO SANTANDER S.A.	01/05/07	03/28/08	1,388.16	1,320.63		65.53
580		03/08/07		11,485.32	10,261.82		1,223.50
250		03/15/07		4,950.57	4,332.58		617.99
400	ORH PLC ADR-USD	12/15/06	03/28/08	14,821.95	15,890.88	(1,168.93)	
70		12/20/06		2,593.84	2,894.84	(301.00)	
80		01/05/07		2,984.39	3,232.51	(268.12)	
30		03/08/07		1,111.65	1,282.83	(160.88)	
340	COCA-COLA FEMSA S.A.B DE C.V.SPONS ADR	01/19/07	03/28/08	19,539.38	13,653.35		5,986.03
294	COCA-COLA FEMSA S.A.B DE C.V.SPONS ADR	01/19/07	03/28/08	16,901.90	11,719.67		5,182.23
90		01/22/07		5,174.05	3,685.52		1,608.53
356		03/06/07		20,466.25	12,405.57		8,060.68
44	COCA-COLA FEMSA S.A.B DE C.V.SPONS ADR	03/08/07	04/03/08	2,422.60	1,533.27		889.33
130		03/15/07		7,157.89	4,500.74		2,656.86
400	DBS GROUP HLDG LTD SP ADR	12/15/06	03/28/08	21,040.53	23,140.00	(2,099.47)	
140		12/20/06		7,384.18	8,120.00	(765.82)	
50		01/05/07		2,630.07	2,990.00	(369.93)	
200		03/06/07		10,520.26	10,780.00	(269.74)	
50	DBS GROUP HLDG LTD SP ADR	03/06/07	03/28/08	2,842.47	2,695.00	(152.53)	
60		03/15/07		3,170.96	3,271.06	(100.10)	
250	ENI SPA SPONSORED ADR	12/15/06	03/28/08	16,717.51	16,814.20	(96.69)	
40		12/20/06		2,674.80	2,716.32	(41.52)	
10	ENI SPA SPONSORED ADR	12/20/06	03/28/08	675.51	679.08	(3.57)	
60		01/05/07		4,053.05	3,888.94		164.11
130		03/06/07		8,781.61	7,982.26		799.35
50		03/15/07		3,377.54	3,041.43		336.11
395	E.ON AG SPONS ADR	12/15/06	03/25/08	24,351.36	17,999.38		6,352.00
120		12/20/06		7,397.88	5,392.58		2,005.30
130		01/05/07		8,014.37	5,496.15		2,518.22

2008 YEAR END SUMMARY

09238 00081037

CITI GLOBAL IMPACT FUNDING  
Account Number 692-70195-10 643

CS	Quantity	Security Description	Opening Trade Date	Closing Trade Date	Sale Proceeds	Cost	(Loss)	Gain
	230		03/08/07		\$ 14,179.27	\$ 9,692.80		\$ 4,486.47
	70		03/15/07		4,315.43	3,027.37		1,288.06
00	380	GLAXOSMITHKLINE PLC SP ADR	12/15/06	03/28/08	15,990.56	19,877.00	(3,886.44)	
	30		12/20/06		1,282.41	1,573.82	(311.41)	
	50		01/05/07		2,104.02	2,692.60	(588.58)	
	120		03/06/07		5,049.85	6,546.91	(1,497.26)	
	60		03/15/07		2,524.83	3,280.15	(755.32)	
00	430	HANNOVER REINS CORP-EUR ADR	12/15/06	03/28/08	11,114.90	9,763.19		1,351.71
00	190	HANNOVER REINS CORP-EUR ADR	12/15/06	03/28/08	4,818.97	4,313.97		605.00
	120		12/20/06		3,106.72	2,771.14		335.58
	110		01/05/07		2,847.82	2,505.01		342.81
	360		03/08/07		9,320.15	7,492.80		1,827.25
	70		03/15/07		1,812.25	1,435.88		376.37
00	840	HOYA CORP SPONSORED ADR USD	11/02/07	11/05/08	14,529.40	31,399.20	(16,869.80)	
00	520	ING GROEP NV SPONS ADR	12/15/06	03/28/08	18,817.40	23,025.44	(4,208.04)	
	100		12/20/06		3,618.73	4,460.86	(842.13)	
	110		01/05/07		3,980.60	4,818.28	(835.68)	
	260		03/06/07		9,408.70	10,745.67	(1,336.97)	
	150		03/15/07		5,428.10	5,952.48	(524.38)	
00	380	LAFARGE SPONS ADR NEW	12/15/06	03/28/08	16,191.05	14,147.82		2,043.23
	60	LAFARGE COPPEE	12/20/06		2,556.48	2,277.83		278.65
	10		01/05/07		426.08	366.65		59.43
00	80	LAFARGE SPONS ADR NEW	01/05/07	03/28/08	3,415.96	2,933.16		482.80
	150	LAFARGE COPPEE	03/06/07		6,404.93	5,486.84		918.09
	70		03/15/07		2,988.97	2,695.40		393.57
00	470	MITSUBISHI CORP SPONS ADR	12/15/06	03/26/08	27,086.04	18,095.00		8,991.04
	100		12/20/06		5,762.99	3,865.00		1,897.99
	100		01/05/07		5,762.99	3,651.52		2,111.47
	60		03/06/07		3,457.79	2,694.00		763.79
	60		03/15/07		3,457.78	2,768.38		689.43
00	560	NIPPON TEL & TEL SPON ADR	10/19/07	10/30/08	11,705.33	12,564.11	(858.78)	
	840		10/24/07		17,558.00	18,774.00	(1,216.00)	
00	560	NORSK HYDRO A S SPONS ADR	12/15/06	03/26/08	7,560.03	14,084.00	(6,523.97)	
	20		12/20/06		270.00	619.97	(349.97)	
	160		01/05/07		2,160.01	4,546.74	(2,386.73)	

2008 YEAR END SUMMARY

9238 00081038

CITI GLOBAL IMPACT FUNDING  
Account Number 692-70195-10 643

Quantity	Security Description	Opening Trade Date	Closing Trade Date	Sale Proceeds	Cost	(Loss)	Gain
200		03/06/07		\$ 2,700.01	\$ 6,034.42	(\$ 3,334.41)	
80		03/15/07		1,080.00	2,431.39	(1,351.39)	
180	ORIX CORP SPONS ADR	12/15/06	03/26/08	12,889.33	25,012.80	(12,123.47)	
20		12/20/06		1,432.15	2,822.89	(1,390.74)	
30		01/05/07		2,148.22	4,386.35	(2,238.13)	
80		03/06/07		5,728.59	10,948.98	(5,220.39)	
40		03/15/07		2,884.30	5,381.81	(2,497.51)	
820	PRUDENTIAL PLC ADR	12/15/06	03/26/08	21,582.32	22,835.40	(1,353.08)	
250		12/20/06		6,579.98	7,037.50	(457.52)	
50		01/05/07		1,315.99	1,394.07	(78.08)	
140	PRUDENTIAL PLC ADR	01/05/07	03/28/08	3,740.93	3,903.38	(162.45)	
480		03/06/07		12,826.03	12,195.12		630.91
120		03/15/07		3,208.51	3,125.95		80.56
.0532	REED ELSEVIER NV	12/15/06	01/07/08	1.99	2.08	(.09)	
.0108	MERGER 01/07/08 758204101001	12/20/06		.40	.42	(.02)	
.0089		01/05/07		.37	.39	(.02)	
510 6927	REED ELSEVIER NV	12/15/06	03/28/08	19,215.93	19,975.32	(769.39)	
103.8697		12/20/06		3,908.32	4,078.32	(170.00)	
95.2139		01/05/07		3,582.83	3,762.11	(179.48)	
20.2237		03/06/07		760.96	797.80	(36.84)	
170.2041	REED ELSEVIER NV	03/06/07	03/28/08	6,510.39	6,714.38	(203.99)	
86.5581		03/15/07		3,310.89	3,405.08	(94.19)	
410	REXAM PLC SPONS ADR	12/15/06	03/26/08	17,568.71	21,953.41	(4,384.70)	
70	NEW-	12/20/06		2,999.64	3,686.20	(686.66)	
80		01/05/07		3,428.04	4,071.17	(643.13)	
200		03/06/07		8,570.10	9,768.06	(1,197.96)	
50		03/15/07		2,142.53	2,520.73	(378.20)	
200	RICOH CO LTD ADR-NEW	12/15/06	03/28/08	16,213.46	20,290.00	(4,076.54)	
40		12/20/06		3,242.69	4,064.00	(821.31)	
30		01/05/07		2,432.02	3,066.00	(633.98)	
60		03/06/07		4,864.04	6,720.00	(1,855.96)	
30		03/15/07		2,432.02	3,213.41	(781.39)	
460	SANOPI-AVENTIS	12/15/06	03/26/08	16,798.05	21,141.14	(4,343.09)	
90	SPONS ADR	12/20/06		3,286.57	4,110.37	(823.80)	
90		01/05/07		3,286.57	4,104.32	(817.75)	
240		03/06/07		8,764.20	10,137.46	(1,373.26)	
90		03/15/07		3,286.57	3,761.97	(475.40)	

2008 YEAR END SUMMARY

9238 00081039

CITI GLOBAL IMPACT FUNDING  
Account Number 692-70195-10 643

2  
0  
0  
8  
  
Y  
E  
A  
R  
  
E  
N  
D  
  
S  
U  
M  
M  
A  
R  
Y

Quantity	Security Description	Opening Trade Date	Closing Trade Date	Sale Proceeds	Cost	(Loss)	Gain
340	SIGNET GROUP PLC, SPONS ADR	12/15/06	03/28/08	\$ 4,006.85	\$ 8,007.00	(\$ 4,000.15)	
70	(NEW)	12/20/06		824.94	1,647.63	(822.69)	
50		01/05/07		589.24	1,198.88	(609.44)	
170		03/06/07		2,003.43	3,808.77	(1,805.34)	
50		03/15/07		589.24	1,146.65	(556.41)	
550	TNT N V SPONSORED ADR-USD	12/15/06	03/26/08	20,032.04	23,050.50	(3,018.46)	
90		12/20/06		3,277.97	3,886.02	(608.06)	
110		01/05/07		4,006.41	4,728.86	(722.45)	
280		03/06/07		10,198.13	11,568.45	(1,370.32)	
40		03/15/07		1,456.88	1,719.20	(262.32)	
30	TNT N V SPONSORED ADR-USD	03/15/07	03/28/08	1,088.74	1,289.40	(200.66)	
910	TALISMAN ENERGY INC	12/15/06	03/28/08	15,422.86	15,970.50	(547.64)	
220		12/20/06		3,728.63	3,768.74	(30.11)	
220		01/05/07		3,728.63	3,346.69		381.94
120	TALISMAN ENERGY INC	01/05/07	03/28/08	2,125.36	1,825.46		299.90
300		03/06/07		5,313.39	4,810.80		502.58
140		03/15/07		2,479.58	2,282.05		187.53
2,370	TECHTRONIC INDUSTRIES CO	12/15/06	03/28/08	10,427.88	16,234.50	(5,806.62)	
390	INC SPONSORED ADR (HKD)	12/20/06		1,715.98	2,574.80	(858.82)	
420		01/05/07		1,847.98	2,812.15	(964.17)	
1,290		03/06/07		5,675.94	8,772.00	(3,096.06)	
400		03/15/07		1,759.98	2,600.00	(840.02)	
630	TEVA PHARMACEUTICAL INDS	12/15/06	01/09/08	31,389.65	20,160.00		11,229.65
100	LTD ADR	12/20/06		4,982.48	3,155.03		1,827.45
100		01/05/07		4,982.48	3,201.75		1,780.73
230	TOTAL S.A SPONS ADR	12/15/06	03/26/08	16,880.27	16,836.23		44.04
50		12/20/06		3,669.62	3,613.92		55.70
10		01/05/07		733.93	686.58		47.35
50	TOTAL S.A SPONS ADR	01/05/07	03/28/08	3,665.09	3,432.81		232.18
100		03/06/07		7,330.18	6,498.47		831.71
60		03/15/07		4,398.11	3,891.86		506.25
180	TOYOTA MOTOR CORP ADR NEW	12/15/06	03/26/08	19,015.67	22,683.42	(3,667.75)	
50		12/20/06		5,282.13	6,413.53	(1,131.40)	
20		01/05/07		2,112.85	2,662.24	(549.39)	
20		03/06/07		2,112.86	2,637.62	(524.76)	
70	TOYOTA MOTOR CORP ADR NEW	03/06/07	03/28/08	7,283.27	9,231.68	(1,948.41)	
30		03/15/07		3,121.40	3,917.99	(796.59)	

09238 00081040

CITI GLOBAL IMPACT FUNDING  
Account Number 692-70195-10 643

2008 YEAR END SUMMARY

Reference number	Quantity	Security Description	Opening Trade Date	Closing Trade Date	Sale Proceeds	Cost	(Loss)	Gain
125074000	140	TOYOTA MOTOR CORP ADR NEW	09/28/07	12/22/08	\$ 8,539.04	\$ 16,387.85	(\$ 7,848.81)	
	190		10/19/07		11,588.70	20,267.24	(8,678.54)	
	160		10/24/07		9,758.90	17,104.00	(7,345.10)	
	330		11/02/07		20,127.74	37,141.37	(17,013.63)	
	190		11/06/07		11,588.70	21,262.98	(9,674.28)	
	255		12/18/07		15,553.28	27,095.20	(11,541.94)	
125074000	430	VALEO SPONS ADR -USD-	12/15/06	03/26/08	7,892.69	8,944.00	(1,051.31)	
	160		12/20/06		2,936.82	3,296.00	(359.18)	
	80		01/05/07		1,488.41	1,704.32	(235.91)	
	140		03/06/07		2,569.71	3,358.15	(788.44)	
	100		03/15/07		1,835.51	2,638.10	(700.59)	
125074000	560	VODAFONE GROUP PLC SPONS ADR NEW	12/15/06	03/26/08	17,269.31	15,870.40		1,398.91
	150		12/20/06		4,825.71	4,343.63		282.08
	130		01/05/07		4,008.85	3,679.44		329.61
	300		03/08/07		9,251.42	7,830.29		1,321.13
	100		03/15/07		3,083.81	2,649.03		434.78
125074000	750	ZURICH FINCL SVCS SPON ADR	12/15/06	03/26/08	23,542.31	19,717.35		3,824.96
	150		12/20/06		4,708.46	4,071.32		637.14
	110		01/05/07		3,452.88	3,014.27		438.61
125074000	10	ZURICH FINCL SVCS SPON ADR	01/05/07	03/28/08	310.01	274.02		35.99
	330		03/06/07		10,230.18	8,141.23		1,088.85
	150		03/15/07		4,650.08	4,144.11		505.97
					\$ 1,527,701.85	\$ 1,659,598.71	(\$ 282,217.18)	\$ 130,320.32

Section reflects any deposits or withdrawals made to your account during the year.

Results

Reference number	Date	Description	Amount
210000100	02/01/08	TNT NV SPONSORED ADR-USD VERSUS PAYABLE DATE 05/09/07 TAX REFUND DIV P/D 05/09/07	\$ 88.56
210000300	05/06/08	ALLIANZ SE ADR TAX REFUND OF .0314089 FOR RCD 05/02/07, PAY 05/10/07	76.95

Reference number	Date	Description	Amount
210000200	03/11/08	FROM 692-17602-01 TO 692-70195-01	\$ 500,000.00
210000400	05/06/08	BASF SE COMMON STOCK TAX REFUND OF .2487885 FOR RCD 04/28/07, PAY 05/07/07	116.93



Ref: 00009225 00080750

SMITH BARNEY CHARITABLE

Account Number 692-17586-18 643

Details of Long Term Gain/Loss 2008 - continued

Reference number	Quantity	Security Description	Opening Trade Date	Closing Trade Date	Sale Proceeds	Cost	(Loss)	Gain
125006400	193	SALESFORCE.COM INC	02/14/07	05/05/08	\$ 13,257.59	\$ 9,598.24		\$ 3,659.35
125006500	138	SALESFORCE.COM INC	02/14/07	06/05/08	9,935.58	6,862.99		3,072.59
125006600	100	SCHLUMBERGER LTD	12/07/06	05/05/08	10,137.92	6,717.83		3,420.09
125006700	271	SCHLUMBERGER LTD	12/07/06	05/13/08	28,271.05	18,205.32		10,065.73
125006800	157	STARBUCKS CORP	11/08/06	05/05/08	2,553.41	5,798.14	(3,244.73)	
	128		11/14/06		2,081.77	4,889.15	(2,807.38)	
125006900	243	STARBUCKS CORP	11/14/06	05/13/08	3,815.07	9,281.75	(5,466.68)	
125007000	167	STARBUCKS CORP	11/14/06	06/05/08	3,046.51	6,378.82	(3,332.31)	
125007100	98	STRYKER CORP	11/08/06	05/13/08	6,256.29	5,075.40		1,180.89
	2		11/14/06		127.68	101.77		25.91
125007200	165	TEVA PHARMACEUTICAL INDS	12/20/06	02/04/08	7,534.08	5,218.04		2,316.04
	1,082	LTD ADR	12/22/06		49,405.31	33,883.91		15,521.40
	1,219		12/27/06		55,660.88	38,618.53		17,042.35
	246		01/05/07		11,232.63	7,876.92		3,355.71
	375		01/11/07		17,122.91	12,337.50		4,785.41
125007300	78	VARIAN MEDICAL SYSTEMS INC	11/08/06	05/13/08	3,553.94	4,241.59	(687.65)	
	90		11/14/06		4,100.69	4,569.28	(468.59)	
125007400	63	VARIAN MEDICAL SYSTEMS INC	11/14/06	06/05/08	3,044.14	3,198.50	(154.36)	
125007800	821	WALGREEN CO NEW	11/14/06	04/16/08	29,377.19	34,525.18	(5,147.99)	
	1,204		12/20/06		43,081.77	55,245.78	(12,164.01)	
	765		12/22/06		27,373.38	36,029.28	(8,655.90)	
	736		12/27/06		26,335.70	33,827.74	(7,492.04)	
	457		01/05/07		16,352.47	20,935.17	(4,582.70)	
	89		01/11/07		3,184.62	4,084.21	(899.59)	
	150		02/26/07		5,367.33	6,816.95	(1,449.62)	
125007900	1,430	YAHOO INC	12/20/06	01/18/08	29,429.52	37,089.19	(7,659.67)	
	792		12/22/06		16,299.43	20,272.67	(3,973.24)	
	1,043		12/27/06		21,465.03	26,679.63	(5,214.60)	
	825		01/05/07		16,978.57	22,320.05	(5,341.48)	
	95		01/11/07		1,955.11	2,753.01	(797.90)	
<b>Total</b>					<b>\$ 1,678,304.94</b>	<b>\$ 1,856,844.36</b>	<b>(\$ 345,848.09)</b>	<b>\$ 187,308.87</b>

2  
0  
0  
8  
Y  
E  
A  
R  
E  
N  
D  
S  
U  
M  
M  
A  
R  
Y

ENVELOPE NOV 13 2009 POSTMARK DATE

Ref: 00009228 00080757

CITI GLOBAL IMPACT FUNDING

Account Number 692-17588-16 643

Details of Short-Term Gains (Losses) 2008

This section shows your sales of securities during the year. The "Sale Proceeds" column excludes any accrued income you may have received. In addition, although cash in lieu less than \$20 is not included on Form 1099-B (if applicable), it is included in this section. Please note, this material is being prepared for informational purposes only and should not be used for tax preparation without the assistance of your tax advisor.

2  
0  
0  
8  
  
Y  
E  
A  
R  
  
E  
N  
D  
  
S  
U  
M  
M  
A  
R  
Y

Reference number	Quantity	Security Description	Opening Trade Date	Closing Trade Date	Sale Proceeds	Cost	(Loss)	Gain
125000400	600	SEAGATE TECHNOLOGY	12/28/07	11/13/08	\$ 2,796.34	\$ 15,506.10	(12,709.76)	
	300	-USD	12/31/07		1,398.17	7,696.98	(6,298.81)	
	1,000		01/03/08		4,660.57	24,450.00	(19,789.43)	
125001000	200	ANADARKO PETROLEUM CORP	01/03/08	01/25/08	11,384.50	13,338.00	(1,953.50)	
125001400	300	ANHEUSER-BUSCH COMPANIES INC	12/31/07	07/14/08	20,128.02	15,763.17		4,362.85
	200		01/03/08		13,417.34	10,532.00		2,885.34
125001900	200	COCA-COLA CO	12/28/07	06/05/08	11,416.31	12,440.00	(1,023.69)	
	200		01/03/08		11,416.32	12,342.00	(925.68)	
125002200	265	DUKE REALTY CORP	12/28/07	01/10/08	5,867.87	6,975.70	(1,107.83)	
125002300	1,135	DUKE REALTY CORP	12/28/07	01/23/08	25,910.06	29,877.06	(3,967.00)	
	200		12/31/07		4,565.65	5,240.06	(674.41)	
	700		01/03/08		15,979.78	17,184.02	(1,204.24)	
125002400	.0099	FAIRPOINT COMMUNICATIONS INC	12/28/07	04/01/08	.07	.10	(.03)	
	.005	CASH IN LIEU OF .20866	12/31/07		.04	.05	(.01)	
	.0198	RECORD 03/07/08 PAY 03/31/08	01/03/08		.14	.20	(.06)	
		FROM: 92343V104000 (SPINOFF)						
125002500	3 7619	FAIRPOINT COMMUNICATIONS INC	12/28/07	04/29/08	34.25	38.96	(4.71)	
	1.881		12/31/07		17.13	19.17	(2.04)	
	7.5237		01/03/08		68.50	75.66	(7.16)	
125003000	500	GANNETT CO INC	12/28/07	09/15/08	8,237.30	19,060.00	(10,822.70)	
	290		01/03/08		4,777.63	10,570.50	(5,792.87)	
125003100	410	GANNETT CO INC	01/03/08	09/16/08	6,574.52	14,944.50	(8,369.98)	
125003300	1,200	HALLIBURTON CO HOLDINGS CO	01/07/08	05/05/08	55,241.33	44,266.68		10,974.65
	400		01/11/08		18,413.77	14,421.76		3,992.01
125003400	300	HALLIBURTON CO HOLDINGS CO	01/11/08	06/05/08	14,678.25	10,816.32		3,861.93
125003500	200	HALLIBURTON CO HOLDINGS CO	01/11/08	07/22/08	9,219.34	7,210.88		2,008.46
125003600	1,800	HOME DEPOT INC	11/05/07	09/17/08	47,021.85	53,666.64	(6,644.79)	
	600		11/14/07		15,673.95	17,622.24	(1,948.29)	
125003700	500	HOME DEPOT INC	11/14/07	09/18/08	12,826.02	14,685.20	(1,859.18)	
125003800	600	HOME DEPOT INC	11/14/07	09/22/08	15,814.95	17,622.24	(1,807.29)	
	955		11/30/07		25,172.13	27,265.82	(2,093.69)	
	345		12/03/07		9,093.59	9,978.75	(885.16)	

Ref: 00009226 00080758

CITI GLOBAL IMPACT FUNDING

Account Number 692-17588-16 643

Details of Short-Term Gain/Loss 2008 - continued

Reference number	Quantity	Security Description	Opening Trade Date	Closing Trade Date	Sale Proceeds	Cost	(Loss)	Gain		
125003900	700	HOME DEPOT INC	12/03/07	09/24/08	\$ 17,288.58	\$ 20,248.73	(\$ 2,948.15)			
	300		12/18/07		7,413.68				7,764.24	(350.56)
125004000	1,000	HOST HOTELS & RESORTS INC	02/07/08	05/13/08	18,219.89	17,046.80		1,173.09		
125004100	1,000	INTEL CORP	01/31/08	05/05/08	23,259.86	21,025.20		2,234.66		
125004200	600	INTEL CORP	01/31/08	08/05/08	14,219.92	12,815.12		1,604.80		
125004600	1,100	KEYCORP -NEW	12/28/07	08/04/08	11,825.17	26,040.52	(14,415.35)			
	400		12/31/07		4,227.34				9,458.24	(5,230.90)
	70		01/03/08		739.78				1,585.29	(845.51)
125004700	530	KEYCORP -NEW	01/03/08	08/05/08	5,876.21	12,002.91	(6,326.70)			
125005300	600	MERRILL LYNCH & CO INC	08/21/07	01/15/08	32,122.01	51,828.24	(19,706.23)			
	700		06/25/07		37,475.67				58,503.76	(21,028.09)
	500		06/28/07		26,768.34				43,087.45	(16,319.11)
125005400	100	MERRILL LYNCH & CO INC	06/28/07	01/18/08	4,953.97	8,617.49	(3,663.52)			
	600		07/05/07		29,723.85				50,321.04	(20,597.19)
125005500	100	MERRILL LYNCH & CO INC	07/05/07	01/23/08	5,588.26	8,386.84	(2,798.58)			
	500		12/28/07		27,941.32				26,592.35	1,348.97
	100		12/31/07		5,588.28				5,400.00	188.28
	200		01/03/08		11,176.54				10,370.00	806.54
125006100	100	NORFOLK SOUTHERN CORP	12/28/07	06/03/08	6,604.13	5,094.57		1,509.56		
125006200	100	NORFOLK SOUTHERN CORP	12/28/07	06/09/08	6,504.69	5,094.57		1,410.12		
	100		12/31/07		6,504.69				5,060.49	1,444.20
	400		01/03/08		26,018.78				19,480.00	6,538.78
125006400	195	PETROBRAS TRADE AS OF 01/03/08	04/13/07	01/03/08	22,815.12	10,240.41		12,574.71		
	205		04/18/07		23,985.12				10,729.69	13,255.43
125006500	200	PETROBRAS	04/18/07	01/04/08	22,085.02	10,467.99		11,617.03		
125006600	795	PETROBRAS	04/18/07	01/08/08	89,435.97	41,610.26		47,825.71		
125006700	660	PHILIP MORRIS INTL INC	04/25/07	04/10/08	32,396.97	32,144.96		252.01		
125006800	440	PHILIP MORRIS INTL INC	04/25/07	04/16/08	21,562.43	21,429.98		132.45		
	200		12/31/07		9,801.10				10,535.69	(734.59)
	200		01/03/08		9,801.10				10,504.94	(703.84)
125007100	5	REGIONS FINANCIAL CORP (NEW)	12/28/07	08/06/08	48.68	117.96	(69.28)			
125007200	2,095	REGIONS FINANCIAL CORP (NEW)	12/28/07	08/13/08	17,735.33	49,423.77	(31,688.44)			
	600		12/31/07		5,079.33				14,254.68	(9,175.35)
	1,100		01/03/08		9,312.11				25,652.00	(16,339.89)

2  
0  
8  
  
Y  
E  
A  
R  
  
E  
N  
D  
  
S  
U  
M  
M  
A  
R  
Y

Ref: 00009226 00080759

CITI GLOBAL IMPACT FUNDING  
Account Number 692-17588-16 643

2  
0  
8  
Y  
E  
A  
R  
E  
N  
D  
S  
U  
M  
M  
A  
R  
Y

**Details of Short-Term Gain (Loss) 2008 - continued**

Reference number	Quantity	Security Description	Opening Trade Date	Closing Trade Date	Sale Proceeds	Cost	(Loss)	Gain		
125007800	200	SEMPRA ENERGY	12/31/07	03/11/08	\$ 10,485.28	\$ 12,397.24	(\$ 1,911.96)			
	300		01/03/08		15,727.93				18,273.00	(2,545.07)
125007900	600	3M COMPANY	05/16/08	11/13/08	35,350.90	46,991.82	(11,640.92)			
	50		05/29/08		2,945.91				3,871.07	(925.16)
125008000	200	TOTAL S.A SPONS ADR	12/13/07	06/05/08	17,075.90	16,631.48		444.42		
125008600	700	WACHOVIA CORP 2ND NEW	12/28/07	07/16/08	6,596.13	26,684.00	(20,087.87)			
	200		12/31/07		1,884.61				7,666.64	(5,782.03)
	400		01/03/08		3,769.22				14,895.32	(10,926.10)
125008700	700	WASTE MGMT INC DEL	01/14/08	05/13/08	25,794.22	22,406.60		3,388.62		
125008800	400	WASTE MGMT INC DEL	01/14/08	06/05/08	15,327.91	12,803.20		2,524.71		
125009100	300	WYETH	11/08/07	06/05/08	13,319.92	13,825.20	(505.28)			
<b>Total</b>					<b>\$ 1,113,790.84</b>	<b>\$ 1,292,589.51</b>	<b>(\$ 317,167.98)</b>	<b>\$ 138,359.31</b>		

**Details of Long-Term Gain (Loss) 2008**

This section shows your sales of securities during the year. The "Sale Proceeds" column excludes any accrued income you may have received. In addition, although cash in lieu less than \$20 is not included on Form 1099-B (if applicable), it is included in this section. Please note, this material is being prepared for informational purposes only and should not be used for tax preparation without the assistance of your tax advisor.

Reference number	Quantity	Security Description	Opening Trade Date	Closing Trade Date	Sale Proceeds	Cost	(Loss)	Gain		
125000100	50	SEAGATE TECHNOLOGY	12/13/05	10/28/08	\$ 321.89	\$ 955.00	(\$ 633.11)			
	150	-USD	12/20/05		965.68				2,916.00	(1,950.32)
	350		12/28/05		2,253.26				6,825.00	(4,571.74)
125000200	250	SEAGATE TECHNOLOGY	01/05/06	11/03/08	1,769.81	5,200.00	(3,430.19)			
	300	-USD	01/06/06		2,123.78				6,381.00	(4,257.22)
	400		04/20/06		2,831.70				10,168.00	(7,336.30)
	600		06/06/06		4,247.55				13,559.58	(9,312.03)
	600		11/08/06		4,247.55				13,794.00	(9,546.45)
	900		11/14/06		6,371.33				21,204.00	(14,832.67)
	50		12/20/06		353.88				1,350.94	(996.96)
125000300	450	SEAGATE TECHNOLOGY	12/20/06	11/12/08	2,197.79	12,158.46	(9,960.67)			
	600	-USD	12/22/06		2,930.38				15,954.00	(13,023.62)
	945		01/05/07		4,615.35				24,608.37	(19,993.02)
125000400	55	SEAGATE TECHNOLOGY -USD	01/05/07	11/13/08	256.33	1,432.23	(1,175.90)			

Ref: 00009226 00080760

CITI GLOBAL IMPACT FUNDING

Account Number 692-17588-16 643

Details of Long Term Gain (Loss) 2008 - continued

Reference number	Quantity	Security Description	Opening Trade Date	Closing Trade Date	Sale Proceeds	Cost	(Loss)	Gain
125000500	340	ALTRIA GROUP INC	11/14/06	06/05/08	\$ 7,527.55	\$ 6,403.53		\$ 1,124.02
	260		12/20/06		5,756.37	5,177.05		579.32
125000600	250	ANADARKO PETROLEUM CORP	12/20/06	01/07/08	15,597.01	10,806.87		4,790.14
125000700	350	ANADARKO PETROLEUM CORP	12/20/06	01/08/08	22,099.50	15,129.63		6,969.87
125000800	540	ANADARKO PETROLEUM CORP	12/20/06	01/14/08	34,713.53	23,342.85		11,370.68
	260		12/22/06		16,713.92	10,943.40		5,770.52
125000900	40	ANADARKO PETROLEUM CORP	12/22/06	01/23/08	2,153.62	1,683.60		470.02
	560		01/05/07		30,150.61	23,116.80		7,033.81
125001000	140	ANADARKO PETROLEUM CORP	01/05/07	01/25/08	7,969.14	5,779.20		2,189.94
	400		01/11/07		22,769.98	16,182.08		6,586.80
125001100	25	ANHEUSER-BUSCH COMPANIES INC	01/05/06	06/20/08	1,524.01	1,077.50		446.51
	150		01/06/06		9,144.04	6,594.00		2,550.04
	100		01/10/06		6,098.03	4,316.72		1,779.31
	200		03/10/06		12,192.05	8,573.60		3,618.45
	400		04/20/06		24,384.10	17,028.00		7,356.10
	200		11/08/06		12,192.05	9,454.00		2,738.05
	500		11/14/06		30,480.13	23,495.00		6,985.13
25	12/20/06	1,524.00	1,200.75		323.25			
125001200	700	ANHEUSER-BUSCH COMPANIES INC	12/20/06	06/26/08	43,246.31	33,621.00		9,625.31
125001300	75	ANHEUSER-BUSCH COMPANIES INC	12/20/06	07/03/08	4,812.96	3,602.25		1,010.71
	225		12/27/06		13,838.88	11,070.00		2,768.88
125001400	75	ANHEUSER-BUSCH COMPANIES INC	12/27/06	07/14/08	5,031.50	3,690.00		1,341.50
	300		01/08/07		20,126.02	14,658.00		5,468.02
125001500	200	CHEVRON CORP	06/06/06	12/10/08	15,874.81	11,714.00		3,960.81
	100		11/14/06		7,837.40	7,045.19		792.21
125001600	200	COCA-COLA CO	04/20/06	05/14/08	11,284.83	8,369.55		2,915.28
	500		11/14/06		28,212.09	23,275.00		4,937.09
125001700	100	COCA-COLA CO	11/14/06	05/21/08	5,715.14	4,655.00		1,060.14
	600		12/20/06		34,290.83	29,256.00		5,034.83
	100		12/22/06		5,715.13	4,847.00		868.13
125001800	200	COCA-COLA CO	12/22/06	05/29/08	11,449.31	9,694.00		1,755.31
	400		01/05/07		22,898.63	19,308.00		3,590.63
	100		01/11/07		5,724.66	4,876.00		848.66
125001900	300	COCA-COLA CO	01/11/07	06/05/08	17,124.47	14,628.00		2,496.47
125002000	225	DOW CHEMICAL CO	11/14/06	05/05/08	9,137.20	9,288.00	(150.80)	
	300		12/07/06		12,182.93	11,982.00		200.93
	475		12/20/06		19,289.64	19,209.00		80.64

2008 YEAR END SUMMARY

Ref: 00009226 00080761

CITI GLOBAL IMPACT FUNDING  
Account Number 692-17588-16 643

Details of Long Term Gain (Loss) 2008 *continued*

2  
0  
0  
8  
  
Y  
E  
A  
R  
  
E  
N  
D  
  
S  
U  
M  
M  
A  
R  
Y

Reference number	Quantity	Security Description	Opening Trade Date	Closing Trade Date	Sale Proceeds	Cost	(Loss)	Gain
125002100	325	DOW CHEMICAL CO	12/20/06	06/05/08	\$ 12,942.14	\$ 13,143.00	(\$ 200.86)	
	75		12/27/06		2,986.65			
125002200	10	DUKE REALTY CORP	01/27/05	01/10/08	221.43	309.69	(88.26)	
	25		02/14/05		553.57	801.22	(247.65)	
	175		02/17/05		3,875.02	5,727.57	(1,852.55)	
	125		03/22/05		2,767.87	3,773.62	(1,005.75)	
	100		08/10/05		2,214.30	3,109.90	(895.60)	
	250		09/30/05		5,535.74	8,429.97	(2,894.23)	
	200		12/09/05		4,428.59	6,859.80	(2,431.21)	
	350		12/13/05		7,750.04	11,987.85	(4,237.81)	
	100		12/20/05		2,214.30	3,407.90	(1,193.60)	
	250		12/28/05		5,535.74	8,491.02	(2,955.28)	
	200		01/05/06		4,428.59	8,972.68	(2,544.07)	
	150		01/06/06		3,321.44	5,287.59	(1,966.15)	
	100		01/10/06		2,214.30	3,588.90	(1,374.60)	
	200		03/10/06		4,428.59	7,331.56	(2,902.97)	
	500		04/20/06		11,071.48	17,999.50	(6,928.02)	
	500		11/14/06		11,071.48	20,149.20	(9,077.72)	
	800		12/20/06		17,714.37	33,216.00	(15,501.63)	
	300		12/22/06		6,642.89	12,144.00	(5,501.11)	
	300		12/27/06		6,642.89	12,295.56	(5,652.67)	
	300		01/05/07		6,642.89	12,047.94	(5,405.05)	
125002400	.0298	FAIRPOINT COMMUNICATIONS INC	04/20/06	04/01/08	.22	.22		
	.0298	CASH IN LIEU OF .20866	11/14/06		.22	.24	(.02)	
	.0149	RECORD 03/07/08 PAY 03/31/08	12/07/06		.11	.12	(.01)	
	.0298	FROM: 92343V104000 (SPINOFF)	12/20/06		.22	.26	(.03)	
	.0149		12/22/06		.11	.13	(.02)	
	.0149		12/27/06		.11	.13	(.02)	
	.0199		01/08/07		.15	.17	(.02)	
	.0199		01/11/07		.15	.17	(.02)	
125002500	11.2857	FAIRPOINT COMMUNICATIONS INC	04/20/06	04/29/08	102.75	82.32		20.43
	11.2857		11/14/06		102.75	91.79	10.96	
	5.6429		12/07/06		51.38	45.72	5.66	
	11.2857		12/20/06		102.75	95.50	7.25	
	5.6429		12/22/06		51.38	47.98	3.40	
	5.6429		12/27/06		51.38	48.66	2.72	
	7.5238		01/08/07		68.50	64.27	4.23	
	7.5238		01/11/07		68.50	64.85	3.65	

Ref: 00009226 00080762

CITI GLOBAL IMPACT FUNDING

Account Number 692-17588-16 643

Details of Long Term Gain (Loss) 2008 - continued

2  
0  
0  
8  
  
Y  
E  
A  
R  
  
E  
N  
D  
  
S  
U  
M  
M  
A  
R  
Y

Reference number	Quantity	Security Description	Opening Trade Date	Closing Trade Date	Sale Proceeds	Cost	(Loss)	Gain
125002600	1,000	GANNETT CO INC	05/11/07	08/25/08	\$ 17,334.80	\$ 58,320.30	(\$ 40,985.50)	
	380		05/21/07		6,587.22	22,490.49	(15,903.27)	
	65		05/25/07		1,126.76	3,809.77	(2,683.01)	
125002700	355	GANNETT CO INC	05/25/07	08/26/08	6,099.07	20,807.23	(14,708.16)	
125002800	440	GANNETT CO INC	06/04/07	08/29/08	8,057.45	26,260.04	(18,202.59)	
	260		06/05/07		4,761.22	15,477.72	(10,716.50)	
	300		06/07/07		5,493.72	17,419.82	(11,925.90)	
	100		08/13/07		1,831.24	5,800.23	(3,968.99)	
125002900	800	GANNETT CO INC	06/13/07	09/09/08	14,657.19	48,401.84	(31,744.65)	
125003000	100	GANNETT CO INC	06/13/07	09/15/08	1,647.46	5,800.23	(4,152.77)	
125003200	500	GLAXOSMITHKLINE PLC SP ADR	12/20/06	07/22/08	24,328.01	26,143.15	(1,815.14)	
	200		12/22/06		9,731.20	10,494.98	(763.78)	
	300		01/08/07		14,596.81	15,813.00	(1,216.19)	
125004300	40	JPMORGAN CHASE & CO	12/28/06	05/13/08	1,835.19	1,594.40		240.79
	250		01/05/06		11,469.94	9,927.50		1,542.44
	150		01/06/06		6,881.96	5,998.50		883.46
	100		01/10/06		4,587.97	4,066.00		521.97
	160		03/10/06		7,340.76	6,574.40		766.36
125004400	125	KEYCORP -NEW	12/20/05	05/05/08	3,171.23	4,208.24	(1,035.01)	
	500		12/28/05		12,684.93	16,628.66	(3,943.73)	
	500		01/05/06		12,684.93	17,010.00	(4,325.07)	
	75		01/06/06		1,902.73	2,550.00	(647.27)	
125004500	325	KEYCORP -NEW	01/06/06	07/30/08	3,612.00	11,060.00	(7,438.00)	
	250		01/10/06		2,778.46	8,470.00	(5,691.54)	
	1,000		04/20/06		11,113.84	36,380.00	(25,266.16)	
	200		06/06/06		2,222.77	7,134.00	(4,911.23)	
	700		11/14/06		7,779.68	25,816.00	(18,036.32)	
	300		12/07/06		3,334.15	10,827.00	(7,492.85)	
	600		12/20/06		6,668.30	22,746.00	(16,077.70)	
	300		12/22/06		3,334.15	11,334.00	(7,999.85)	
	600		01/05/07		6,668.30	22,382.64	(15,714.34)	
	225		01/11/07		2,500.61	8,462.25	(5,961.64)	
125004600	175	KEYCORP -NEW	01/11/07	08/04/08	1,849.46	6,581.75	(4,732.29)	
125004800	20	KIMBERLY CLARK CORP	12/28/05	11/13/08	1,125.70	1,211.00	(85.30)	
	200		01/05/06		11,257.00	11,973.18	(716.18)	
	100		01/06/06		5,628.50	6,019.00	(390.50)	
	50		01/10/06		2,814.25	3,021.00	(206.75)	
	200		03/10/06		11,257.00	11,720.00	(463.00)	

Ref: 00009226 00080763

CITI GLOBAL IMPACT FUNDING

Account Number 692-17588-16 643

Details of Long Term Gain (Loss) 2008 - continued

Reference number	Quantity	Security Description	Opening Trade Date	Closing Trade Date	Sale Proceeds	Cost	(Loss)	Gain
	300		04/20/08		\$ 18,885.49	\$ 17,172.00	(\$ 286.51)	
	130		11/14/06		7,317.04	8,594.30	(1,277.26)	
125004900	600	KRAFT FOODS INC CLASS A	04/24/07	06/05/08	19,223.89	20,009.70	(785.81)	
125005000	157	KRAFT FOODS INC CLASS A	04/24/07	11/13/08	4,169.13	5,235.87	(1,066.74)	
	1,343		05/02/07		35,663.29	45,018.69	(9,353.40)	
125005100	220	LINCOLN NATIONAL CORP -IND-	12/13/05	06/05/08	12,077.07	11,422.40		654.67
	50		12/20/05		2,744.79	2,575.00		169.79
	30		12/28/05		1,646.87	1,621.52		25.35
125005200	550	MATTEL INC DE	12/28/05	04/04/08	11,930.42	8,787.58		3,142.84
	700		01/05/08		15,184.17	10,920.00		4,264.17
	450		01/06/06		9,761.25	6,979.50		2,781.75
	300		01/10/06		6,507.50	4,635.00		1,872.50
	100		04/20/06		2,189.18	1,748.74		420.44
125005600	600	NORFOLK SOUTHERN CORP	03/14/07	04/04/08	34,235.80	28,615.68		5,620.12
	100		03/22/07		5,705.97	4,993.02		712.95
125005700	400	NORFOLK SOUTHERN CORP	03/22/07	05/13/08	25,817.45	19,972.08		5,845.37
125005800	235	NORFOLK SOUTHERN CORP	03/22/07	05/18/08	15,062.42	11,733.60		3,328.82
125005900	365	NORFOLK SOUTHERN CORP	03/22/07	05/19/08	23,651.97	18,224.52		5,427.45
125006000	200	NORFOLK SOUTHERN CORP	03/22/07	05/28/08	12,731.79	9,986.04		2,745.75
	500		04/02/07		31,829.47	25,361.05		6,468.42
125006100	600	NORFOLK SOUTHERN CORP	04/02/07	06/03/08	39,824.80	30,433.26		9,191.54
125006300	300	OCCIDENTAL PETROLEUM CORP-DEL	12/20/06	05/13/08	26,921.84	14,991.00		11,930.84
125006700	340	PHILIP MORRIS INTL INC	11/14/06	04/10/08	16,689.35	14,591.65		2,097.70
	300		12/20/06		14,725.90	13,611.79		1,114.11
	300		12/27/06		14,725.90	13,614.97		1,110.93
125006900	120	REGIONS FINANCIAL CORP	08/10/05	07/30/08	1,155.64	3,990.00	(2,834.36)	
	225	(NEW)	08/30/05		2,166.83	7,337.25	(5,170.42)	
	565		09/30/05		5,441.14	17,525.57	(12,084.43)	
	100		10/03/05		963.03	3,102.45	(2,139.42)	
	10		10/04/05		96.30	309.79	(213.49)	
	175		12/09/05		1,685.31	5,925.50	(4,240.19)	
	650		12/13/05		6,259.72	22,203.16	(15,943.44)	
	200		12/20/05		1,928.07	6,934.68	(5,006.61)	
	450		12/28/05		4,333.65	15,562.99	(11,229.34)	
	500		01/05/06		4,815.17	17,424.17	(12,609.00)	
	350		01/06/06		3,370.62	12,218.50	(8,847.88)	
	250		01/10/06		2,407.59	8,759.24	(6,351.65)	

2  
0  
0  
8  
  
Y  
E  
A  
R  
  
E  
N  
D  
  
S  
U  
M  
M  
A  
R  
Y



Ref: 0009226 00080764

CITI GLOBAL IMPACT FUNDING

Account Number 692-17588-16 643

Details of Long Term Gain (Loss) 2008 - continued

Reference number	Quantity	Security Description	Opening Trade Date	Closing Trade Date	Sale Proceeds	Cost	(Loss)	Gain
	500		03/10/06		\$ 4,815.17	\$ 17,435.99	(\$ 12,620.82)	
	405		04/20/06		3,900.31	14,424.17	(10,523.86)	
125007000	395	REGIONS FINANCIAL CORP (NEW)	04/20/06	08/04/08	3,655.66	14,068.02	(10,412.36)	
	500		06/06/06		4,627.42	16,892.38	(12,264.96)	
	300		11/08/06		2,776.45	11,237.38	(8,460.93)	
	1,400		11/14/06		12,956.79	51,758.00	(38,801.21)	
	400		12/07/06		3,701.94	14,684.00	(10,982.06)	
	805		12/20/06		7,450.16	29,909.53	(22,459.37)	
125007100	895	REGIONS FINANCIAL CORP (NEW)	12/20/06	08/06/08	8,714.74	33,253.46	(24,538.72)	
	500		12/22/06		4,868.57	18,635.00	(13,766.43)	
	400		12/27/06		3,894.86	15,144.00	(11,249.14)	
	600		01/05/07		5,842.29	22,278.00	(16,435.71)	
	600		01/08/07		5,842.29	22,176.00	(16,333.71)	
	500		01/11/07		4,868.57	18,630.00	(13,761.43)	
125007300	260	REYNOLDS AMERICAN INC	01/06/06	11/13/08	11,093.23	12,780.30	(1,687.07)	
	100		01/10/06		4,266.63	4,921.50	(654.87)	
	140		06/06/06		5,973.27	7,525.00	(1,551.73)	
125007400	65	SEMPRA ENERGY TRADE AS OF 02/07/08	01/05/06	02/07/08	3,620.93	3,045.90		675.03
	150		01/06/06		8,356.00	7,041.80		1,314.20
	100		01/10/06		5,570.67	4,657.00		913.67
	200		03/10/06		11,141.34	9,294.96		1,846.38
	185		04/20/06		10,305.74	8,471.15		1,834.59
125007500	215	SEMPRA ENERGY	04/20/06	02/20/08	11,791.59	9,844.85		1,946.74
	200		11/14/06		10,968.92	10,868.00		100.92
	385		12/20/06		21,115.16	21,406.00	(290.84)	
125007600	215	SEMPRA ENERGY	12/20/06	02/29/08	11,408.48	11,954.00	(545.52)	
	200		12/22/06		10,612.54	11,054.00	(441.46)	
	65		12/27/06		3,449.07	3,658.85	(209.78)	
125007700	135	SEMPRA ENERGY	12/27/06	03/03/08	7,157.31	7,599.15	(441.84)	
	85		01/08/07		4,506.45	4,668.90	(162.45)	
125007800	315	SEMPRA ENERGY	01/08/07	03/11/08	16,514.32	17,302.38	(788.06)	
125008100	175	V F CORP	12/13/05	04/04/08	13,711.52	10,032.75		3,678.77
	100		12/20/05		7,835.16	5,600.00		2,235.16
	150		12/28/05		11,752.73	8,338.71		3,414.02
	75		01/05/06		5,876.37	4,136.75		1,739.62
125008200	400	WACHOVIA CORP 2ND NEW	10/24/06	06/27/08	6,765.72	22,303.96	(15,538.24)	
	215		11/01/06		3,636.58	11,890.55	(8,253.97)	

2008 YEAR END SUMMARY

Ref: 00009226 00080765

CITI GLOBAL IMPACT FUNDING

Account Number 692-17588-16 643

2  
0  
0  
8  
  
Y  
E  
A  
R  
  
E  
N  
D  
  
S  
U  
M  
M  
A  
R  
Y

Details of Long Term Gain (Loss) 2008 - continued

Reference number	Quantity	Security Description	Opening Trade Date	Closing Trade Date	Sale Proceeds	Cost	(Loss)	Gain
125008300	285	WACHOVIA CORP 2ND NEW	11/01/06	07/01/08	\$ 4,246.39	\$ 15,761.90	(\$ 11,515.51)	
	315		11/10/06		4,693.37	17,489.02	(12,775.65)	
125008400	385	WACHOVIA CORP 2ND NEW	11/10/06	07/08/08	5,399.13	21,351.02	(15,951.89)	
	500		11/15/06		7,011.86	27,755.00	(20,743.14)	
	115		12/20/06		1,612.73	6,582.60	(4,969.87)	
125008500	485	WACHOVIA CORP 2ND NEW	12/20/06	07/14/08	5,126.81	27,761.40	(22,634.59)	
	200		12/22/06		2,114.15	11,426.00	(9,311.85)	
	115		01/05/07		1,215.63	6,490.60	(5,274.97)	
125008600	185	WACHOVIA CORP 2ND NEW	01/05/07	07/16/08	1,743.26	10,441.40	(8,698.14)	
	400		01/11/07		3,769.22	22,616.00	(18,846.78)	
125008900	411	WINDSTREAM CORP	08/23/06	05/13/08	5,297.76	5,323.56	(25.80)	
	1,189		08/24/06		15,326.12	15,487.58	(141.46)	
125009000	681	WINDSTREAM CORP	08/24/06	06/05/08	9,091.30	8,859.06		232.24
	319		09/06/06		4,258.62	4,242.64		15.98
<b>Total</b>					<b>\$ 1,778,301.83</b>	<b>\$ 2,613,551.67</b>	<b>(\$ 948,473.80)</b>	<b>\$ 214,223.78</b>

Details of Deposits and Withdrawals 2008

This section reflects any deposits or withdrawals made to your account during the year.

Deposits

Reference number	Date	Description	Amount
210000100	01/02/08	FROM 692-17604-01 TO 692-17588-01	\$ 750,000.00
<b>Total</b>			<b>\$ 750,266.85</b>

Reference number	Date	Description	Amount
210000200	10/29/08	ROYAL DUTCH SHELL PLC ADR CL A VERSUS PAYABLE DATE 12/12/07 TAX REFUND ON 5400 SHARES PAY DATE 12/12/07	\$ 266.85

Withdrawals

Reference number	Date	Description	Referral number	Amount
220000100	01/18/08	CONSULTING & ADVISORY SERVICES FROM 10/01/07 TO 12/31/07		\$ 11,148.98

Reference number	Date	Description	Referral number	Amount
220000200	04/07/08	FROM 692-17588-01 TO 692-17604-01		\$ 250,000.00

Ref. 00009227 00080771

CITI GLOBAL IMPACT FUNDING  
Account Number 692-17589-15 643

Details of Short-Term Gain (Loss) 2008

This section shows your sales of securities during the year. The "Sale Proceeds" column excludes any accrued income you may have received. In addition, although cash in lieu less than \$20 is not included on Form 1099-B (if applicable), it is included in this section. Please note, this material is being prepared for informational purposes only and should not be used for tax preparation without the assistance of your tax advisor.

Reference number	Quantity	Security Description	Opening Trade Date	Closing Trade Date	Sale Proceeds	Cost	(Loss)	Gain
125000600	470	MONTPELIER RE HOLDINGS LTD	06/18/07	03/25/08	\$ 7,403.22	\$ 8,498.59	(\$ 1,095.37)	
	378	-USD	06/20/07		5,954.08	7,132.86	(1,178.78)	
	864		11/29/07		13,609.32	14,808.96	(1,199.64)	
	206		12/18/07		3,244.81	3,425.78	(180.97)	
	438		12/19/07		6,899.17	7,357.70	(458.53)	
	412		12/31/07		6,489.63	6,916.04	(426.41)	
	302		01/02/08		4,756.98	5,024.98	(268.02)	
	378		01/03/08		5,954.07	6,300.28	(346.21)	
125000700	177	RENAISSANCE RE HLDGS LTD	10/13/08	11/21/08	7,545.73	7,104.34		441.39
125000800	823	EXCEL MARITIME CARRIERS LTD	04/23/08	08/07/08	19,448.14	27,547.88	(8,099.74)	
125000900	453	EXCEL MARITIME CARRIERS LTD	04/23/08	10/01/08	6,517.82	20,030.80	(13,512.98)	
	898		05/05/08		12,920.53	40,029.61	(27,109.08)	
	317		05/16/08		4,561.03	17,394.27	(12,833.24)	
125001000	129	EXCEL MARITIME CARRIERS LTD	05/16/08	10/02/08	1,902.36	7,078.42	(5,176.06)	
	608		07/10/08		8,966.18	21,795.22	(12,829.04)	
	820		09/19/08		12,092.56	19,465.00	(7,372.44)	
125001100	589	ATP OIL & GAS CORP	10/11/07	02/27/08	23,467.09	31,698.56	(8,231.47)	
125001200	189	ATP OIL & GAS CORP	10/11/07	02/28/08	6,931.33	10,171.53	(3,240.20)	
	367		10/17/07		13,459.25	20,130.90	(6,671.65)	
	417		10/30/07		15,292.93	23,557.83	(8,264.90)	
	250		11/15/07		9,168.42	11,984.85	(2,816.43)	
	273		11/29/07		10,011.92	12,204.72	(2,192.80)	
	19		12/18/07		696.80	877.04	(180.24)	
	115		12/19/07		4,217.47	5,503.90	(1,286.43)	
	156		12/31/07		5,721.10	7,883.24	(2,162.14)	
	183		01/03/08		6,711.28	9,455.61	(2,744.33)	
125001300	79	ATP OIL & GAS CORP	10/11/07	02/28/08	2,897.21	4,251.59	(1,354.38)	
125001800	717	ADVANCED MEDICAL OPTICS INC	11/13/07	10/14/08	6,227.90	17,645.51	(11,417.61)	
	391		11/29/07		3,396.25	9,571.29	(6,175.04)	
	68		12/12/07		590.65	1,720.21	(1,129.56)	
	659		12/13/07		5,724.11	16,631.05	(10,906.94)	
125001900	195	ADVANCED MEDICAL OPTICS INC	12/13/07	10/15/08	1,306.36	4,921.18	(3,614.82)	
	173		12/18/07		1,158.97	4,306.62	(3,146.65)	

2  
0  
0  
8  
  
Y  
E  
A  
R  
  
E  
N  
D  
  
S  
U  
M  
M  
A  
R  
Y

Ref: 00009227 00080772

CITI GLOBAL IMPACT FUNDING  
Account Number 692-17589-15 643

Details of Short-Term Gain (Loss) 2008 (continued)

Reference number	Quantity	Security Description	Opening Trade Date	Closing Trade Date	Sale Proceeds	Cost	(Loss)	Gain
	264		12/19/07		\$ 1,768.60	\$ 6,443.71	(\$ 4,675.11)	
	201		12/31/07		1,346.55	4,936.16	(3,589.61)	
	167		01/02/08		1,118.78	4,019.52	(2,900.74)	
	308		01/03/08		2,063.37	7,333.17	(5,269.80)	
	1,166		02/07/08		7,811.34	26,356.54	(17,545.20)	
125002000	.004	ALLEGHANY CORP DEL	06/18/07	04/25/08	1.37	1.51	(.14)	
	.0258	CASH IN LIEU OF .66000	08/20/07		8.92	10.32	(1.40)	
	.0872	RECORD 04/01/08 PAY 04/25/08	11/29/07		30.21	34.33	(4.12)	
	.0079		12/18/07		2.74	3.16	(.42)	
	.0277		12/19/07		9.60	11.00	(1.40)	
	.0297		12/31/07		10.29	11.60	(1.31)	
	.0159		01/02/08		5.49	6.22	(.73)	
	.0318		01/03/08		11.20	12.26	(1.06)	
125002300	171	ALPHARMA INC CL A	03/23/07	02/06/08	4,198.38	4,177.91		20.47
	232		04/02/07		5,696.05	5,616.16		79.89
125002400	537	ALPHARMA INC CL A	04/02/07	03/24/08	14,744.08	12,999.48		1,744.60
	297		04/16/07		8,154.55	7,387.10		767.45
125002600	692	ALPHARMA INC CL A	11/06/07	08/22/08	23,889.43	14,305.51		9,583.92
	408		11/29/07		14,085.11	8,414.63		5,670.48
125002700	395	ALPHARMA INC CL A	11/29/07	09/11/08	14,510.36	8,146.52		6,363.84
	77		12/18/07		2,828.60	1,523.06		1,305.54
125002800	53	ALPHARMA INC CL A	12/18/07	09/18/08	1,879.95	1,048.34		831.61
	280		12/19/07		9,931.80	5,513.20		4,418.60
	306		12/31/07		10,854.03	6,132.24		4,721.79
125002900	39	ALPHARMA INC CL A	12/31/07	10/16/08	1,306.00	781.56		524.44
	50		01/02/08		1,674.36	995.00		679.36
	317		01/03/08		10,615.41	6,295.43		4,319.98
	1,079		06/17/08		36,132.59	26,154.96		9,977.63
125003300	75	AMERICAN EQUITY INVESTMENT LIFE HOLDING COMPANY	05/30/07	02/28/08	724.81	877.01	(152.20)	
125003400	728	AMERICAN EQUITY INVESTMENT LIFE HOLDING COMPANY	05/30/07	03/25/08	7,220.59	8,512.87	(1,292.28)	
	1,020		06/01/07		10,116.76	12,523.76	(2,407.00)	
	322		06/18/07		3,193.72	4,028.22	(834.50)	
125003500	86	AMERICAN EQUITY INVESTMENT LIFE HOLDING COMPANY	06/18/07	03/31/08	803.63	1,075.86	(272.23)	
	584		06/20/07		5,457.19	7,136.48	(1,679.29)	
	961		11/29/07		8,980.06	8,716.27		263.79
	302		12/18/07		2,822.04	2,573.04		249.00
	649		12/19/07		6,064.58	5,521.89		542.69

2008 YEAR END SUMMARY

Ref: 00009227 00080773

CITI GLOBAL IMPACT FUNDING

Account Number 692-17589-15 643

Details of Short Term Gain (Loss) 2008 (continued)

Reference number	Quantity	Security Description	Opening Trade Date	Closing Trade Date	Sale Proceeds	Cost	(Loss)	Gain
	596		12/31/07		\$ 5,669.32	\$ 4,940.78		\$ 628.54
	765		01/03/08		7,148.53	6,287.08		861.45
125004500	1,209	ARIBA INC-NEW	11/29/07	10/14/08	13,504.57	13,927.61	(423.04)	
	36		12/18/07		402.12	399.96		2.16
125004600	196	ARIBA INC-NEW	12/18/07	10/23/08	1,978.24	2,177.54	(199.30)	
	882		12/19/07		8,902.06	10,125.31	(1,223.25)	
	625		12/31/07		6,308.15	6,900.00	(591.85)	
	387		01/02/08		3,704.15	4,025.95	(321.80)	
	677		01/03/08		6,832.99	7,338.61	(505.62)	
125004700	1,612	ARRIS GROUP INC	02/26/07	02/15/08	8,849.14	21,892.41	(13,043.27)	
	523		06/18/07		2,871.03	8,513.50	(5,642.47)	
	1,673		07/31/07		9,184.00	25,333.24	(16,149.24)	
	83		11/29/07		455.63	870.67	(415.04)	
	3,329		11/29/07		18,274.68	34,946.84	(16,672.16)	
	816		12/18/07		3,381.58	6,004.77	(2,623.21)	
	564		12/19/07		3,086.10	5,531.71	(2,435.61)	
	509		12/31/07		2,794.18	4,931.70	(2,137.52)	
	1,063		01/02/08		5,835.38	10,055.98	(4,220.60)	
	341		01/03/08		1,871.93	3,140.61	(1,268.68)	
	2,838		01/25/08		15,579.30	21,724.04	(6,144.74)	
125004800	704	ASTORIA FINANCIAL CORP	07/07/08	10/14/08	13,024.13	13,434.78	(410.65)	
125004900	733	ASTORIA FINANCIAL CORP	07/07/08	10/31/08	13,950.30	13,988.21	(37.91)	
125005400	252	ATWOOD OCEANICS INC	12/18/07	12/03/08	3,971.45	11,182.50	(7,211.05)	
	202		12/19/07		3,183.46	9,239.80	(6,056.34)	
	136		12/31/07		2,143.32	6,863.24	(4,719.92)	
	40		01/02/08		630.39	2,001.40	(1,371.01)	
	26		01/03/08		409.75	1,360.83	(951.08)	
125005500	174	ATWOOD OCEANICS INC	01/03/08	12/05/08	2,325.50	9,107.10	(6,781.60)	
	612		02/04/08		8,179.33	27,448.81	(19,269.48)	
	52		09/15/08		694.97	1,927.90	(1,232.93)	
125005600	639	ATWOOD OCEANICS INC	09/15/08	12/10/08	10,106.37	23,690.86	(13,584.49)	
	534		09/19/08		8,445.69	21,531.25	(13,085.56)	
125005700	317	BALLY TECHNOLOGIES INC	02/14/07	01/03/08	15,715.91	6,390.15		9,325.76
125005800	149	BALLY TECHNOLOGIES INC	06/18/07	05/14/08	6,384.73	3,938.07		2,446.66
125005900	46	BALLY TECHNOLOGIES INC	06/18/07	06/05/08	2,064.00	1,215.78		848.22
125006000	166	BILL BARRETT CORP	04/11/07	02/19/08	7,834.35	5,952.11		1,882.24
125006100	359	BILL BARRETT CORP	04/11/07	02/20/08	16,926.66	12,872.34		4,054.32

2  
0  
0  
8  
  
Y  
E  
A  
R  
  
E  
N  
D  
  
S  
U  
M  
M  
A  
R  
Y

Ref. 00009227 00080774

CITI GLOBAL IMPACT FUNDING  
Account Number 692-17589-15 643

Details of Short-Term Gain (Loss) 2008 - continued

Reference number	Quantity	Security Description	Opening Trade Date	Closing Trade Date	Sale Proceeds	Cost	(Loss)	Gain
125008200	78	BILL BARRETT CORP	04/11/07	04/04/08	\$ 3,873.45	\$ 2,798.78		\$ 1,078.87
125006600	690	BE AEROSPACE INC	08/01/08	10/08/08	6,614.85	17,678.97	(11,064.12)	
125008700	1,101	BE AEROSPACE INC	08/01/08	10/17/08	11,038.45	28,209.49	(17,171.04)	
	365		08/07/08		3,659.43	9,298.15	(5,638.72)	
125006800	529	BE AEROSPACE INC	08/07/08	10/20/08	5,559.18	13,475.96	(7,916.78)	
	882		08/11/08		9,268.79	24,228.80	(14,960.01)	
125007100	159	BEBE STORES INC	01/12/07	01/11/08	1,607.70	2,911.13	(1,303.43)	
	1,139		03/08/07		11,518.82	20,260.42	(8,743.60)	
	1,054		06/01/07		10,657.36	19,232.65	(8,575.29)	
	366		06/18/07		3,700.75	5,954.45	(2,253.70)	
	319		06/20/07		3,225.52	5,352.82	(2,127.30)	
	1,140		11/29/07		11,526.93	14,820.00	(3,293.07)	
	370		12/19/07		3,741.20	4,602.80	(861.60)	
	382		12/31/07		3,862.53	4,935.44	(1,072.91)	
	314		01/02/08		3,174.96	4,028.62	(853.66)	
	503		01/03/08		5,086.01	6,292.53	(1,208.52)	
125007200	25	BELDEN INC	06/21/07	06/05/08	1,052.24	1,458.28	(406.04)	
125007900	79	BOOKHAM INC	11/29/07	10/28/08	40.03	189.59	(149.56)	
125008000	2,096	BOOKHAM INC	11/29/07	10/29/08	1,018.13	5,030.19	(4,014.06)	
125008100	1,833	BOOKHAM INC	11/29/07	10/30/08	927.49	4,399.02	(3,471.53)	
	1,095		12/18/07		554.07	2,584.17	(2,030.10)	
	1,559		12/19/07		788.85	3,679.12	(2,890.27)	
	850		12/31/07		430.10	1,980.42	(1,550.32)	
	834		01/02/08		422.00	2,009.86	(1,587.86)	
	3,261		01/03/08		1,650.05	7,369.80	(5,719.75)	
125008200	63	BOYD GAMING CORP	05/07/08	06/05/08	1,039.49	1,165.94	(126.45)	
125008300	2,746	BOYD GAMING CORP	05/07/08	10/03/08	23,030.85	50,820.22	(27,789.37)	
125008400	2,658	BOYD GAMING CORP	05/07/08	10/06/08	17,757.73	49,191.61	(31,433.88)	
125008500	707	BUCYRUS INTERNATIONAL INC	10/06/08	12/05/08	10,576.66	22,790.43	(12,213.77)	
125008600	84	CLECO CORP	04/17/08	06/05/08	2,084.02	2,004.29		79.73
125008700	1,010	CARPENTER TECHNOLOGY CORP	08/04/08	12/05/08	14,874.69	52,513.84	(37,639.15)	
	453		06/05/08		6,671.52	21,816.07	(15,144.55)	
	690		07/07/08		10,161.92	28,744.64	(18,582.72)	
	604		09/22/08		8,895.36	19,181.53	(10,286.17)	
125008900	2,185	CATHAY GENERAL BANCORP	04/02/08	04/10/08	37,793.51	48,023.46	(10,229.95)	
125009000	56	CERADYNE INC-CALIF	11/29/07	04/04/08	1,937.58	2,878.51	(940.93)	

2  
0  
8  
  
Y  
E  
A  
R  
  
E  
N  
D  
  
S  
U  
M  
M  
A  
R  
Y

Ref: 00009227 00080775

CITI GLOBAL IMPACT FUNDING

Account Number 692-17589-15 643

Details of Short-Term Gain (Loss) 2008 - continued

Reference number	Quantity	Security Description	Opening Trade Date	Closing Trade Date	Sale Proceeds	Cost	(Loss)	Gain
125009100	706	CERADYNE INC-CALIF	11/29/07	04/28/08	\$ 26,438.70	\$ 36,289.81	(\$ 9,851.11)	
125009200	25	CERADYNE INC-CALIF	11/29/07	06/05/08	1,056.49	1,285.05	(228.56)	
125009300	78	CERADYNE INC-CALIF	11/29/07	06/24/08	2,928.17	4,009.36	(1,081.19)	
	419		11/30/07		15,729.54	21,907.25	(6,177.71)	
	79		12/18/07		2,965.71	3,414.78	(449.07)	
	51		12/19/07		1,914.58	2,346.51	(431.93)	
125009400	9	CERADYNE INC-CALIF	12/19/07	07/11/08	323.96	414.09	(90.13)	
	479		12/28/07		17,241.84	22,636.58	(5,394.74)	
	129		12/31/07		4,643.42	5,935.28	(1,291.86)	
	7		01/02/08		251.97	316.89	(64.92)	
125009500	104	CERADYNE INC-CALIF	01/02/08	10/28/08	1,805.11	4,708.08	(2,902.97)	
	69		01/03/08		1,197.62	3,165.03	(1,967.41)	
	585		01/10/08		10,153.73	27,112.88	(16,959.15)	
	511		02/21/08		8,869.33	23,695.63	(14,826.30)	
	722		02/26/08		12,531.60	25,827.89	(13,296.29)	
125009600	104	CHART INDUSTRIES INC	12/03/07	04/04/08	3,855.25	2,922.80		932.45
125009700	49	CHART INDUSTRIES INC	12/03/07	06/05/08	2,070.23	1,377.09		693.14
125009800	369	CHART INDUSTRIES INC	12/03/07	06/30/08	18,013.40	10,370.30		7,643.10
125009900	254	CHART INDUSTRIES INC	12/03/07	06/30/08	12,399.47	7,138.36		5,261.11
	58		12/04/07		2,831.38	1,631.42		1,199.96
125010000	279	CHART INDUSTRIES INC	12/04/07	07/23/08	13,651.89	7,847.68		5,804.21
125010100	240	CHART INDUSTRIES INC	12/04/07	07/24/08	11,199.27	6,750.70		4,448.57
125010200	181	CHART INDUSTRIES INC	12/04/07	07/24/08	8,446.12	5,091.15		3,354.97
125010300	8	CHART INDUSTRIES INC	12/04/07	07/31/08	430.82	225.02		205.80
	444		12/11/07		23,910.73	13,111.41		10,799.32
125010400	278	CHART INDUSTRIES INC	12/11/07	08/05/08	11,803.95	8,209.39		3,594.56
	61		12/18/07		2,590.08	1,715.32		874.76
	159		12/19/07		6,751.18	4,623.72		2,127.46
	163		12/31/07		6,921.02	4,923.43		1,997.59
	879		01/03/08		37,322.57	26,379.49		10,943.08
	46		05/02/08		1,953.17	1,679.33		273.84
125010500	677	CHART INDUSTRIES INC	05/02/08	08/06/08	29,485.55	24,715.38		4,770.17
125010900	565	CHEESECAKE FACTORY INC	11/29/07	07/29/08	8,015.21	13,056.02	(5,040.81)	
	381		12/19/07		5,404.95	9,199.63	(3,794.68)	
	125		12/31/07		1,773.28	2,967.50	(1,194.22)	
	551		01/02/08		7,816.61	12,060.84	(4,244.23)	
	98		01/03/08		1,390.23	2,087.40	(697.17)	

2  
0  
0  
8  
  
Y  
E  
A  
R  
  
E  
N  
D  
  
S  
U  
M  
M  
A  
R  
Y

Ref: 00009227 00080776

CITI GLOBAL IMPACT FUNDING  
Account Number 692-17589-15 643

Details of Short-Term Gain (Loss) 2008 - continued

2  
0  
8  
Y  
E  
A  
R  
E  
N  
D  
S  
U  
M  
M  
A  
R  
Y

Reference number	Quantity	Security Description	Opening Trade Date	Closing Trade Date	Sale Proceeds	Cost	(Loss)	Gain
125011000	214	CHIPOTLE MEXICAN GRILL	08/05/08	11/20/08	\$ 8,600.03	\$ 15,232.52	(\$ 6,632.49)	
125011100	295	CHOICE HOTELS INTL INC	03/15/07	01/08/08	9,379.26	10,824.52	(1,445.26)	
125011200	531	CHOICE HOTELS INTL INC	03/15/07	01/09/08	16,664.59	19,484.14	(2,819.55)	
125011300	444	CHOICE HOTELS INTL INC	06/04/07	05/19/08	15,179.65	18,604.98	(3,425.33)	
	58		06/04/07		1,982.93	2,430.38	(447.45)	
	169		06/18/07		5,777.84	6,803.94	(1,026.10)	
	155		06/20/07		5,299.20	6,229.45	(930.25)	
	601		08/13/07		20,547.23	21,578.84	(1,031.61)	
	78		12/18/07		2,666.70	2,588.82		77.88
	135		12/19/07		4,615.43	4,602.45		12.98
	147		12/31/07		5,025.70	4,924.50		101.20
	122		01/02/08		4,170.99	4,020.82		150.17
	259		01/03/08		8,854.80	8,404.55		450.25
125012200	3,433	CINCINNATI BELL INC	11/29/07	10/14/08	7,964.85	16,819.98	(8,855.13)	
125012300	48	CINCINNATI BELL INC	11/29/07	10/16/08	101.39	235.18	(133.79)	
	1,444		12/19/07		3,050.00	6,438.80	(3,388.80)	
	631		12/31/07		1,332.79	2,965.07	(1,632.28)	
	2,890		01/02/08		6,104.22	13,090.26	(6,986.04)	
	235		01/03/08		496.36	1,047.87	(551.51)	
125012400	251	CINCINNATI BELL INC	11/29/07	10/16/08	530.15	1,229.77	(699.62)	
125012500	430	CINEMARK HOLDINGS INC	04/25/07	04/04/08	5,789.48	8,193.74	(2,404.26)	
125012700	1,564	CINEMARK HOLDINGS INC	07/20/07	07/17/08	19,047.22	27,348.42	(8,301.20)	
	568		11/29/07		6,917.41	9,585.91	(2,668.50)	
	209		12/18/07		2,545.31	3,435.92	(890.61)	
	391		12/19/07		4,761.81	6,439.77	(1,677.96)	
	292		12/31/07		3,556.13	4,928.20	(1,372.07)	
	59		01/02/08		718.53	997.69	(279.16)	
	435		01/03/08		5,297.66	7,337.32	(2,039.66)	
125012800	64	CITY NATIONAL CORP	03/18/08	06/05/08	3,129.58	3,284.48	(154.90)	
125012900	357	CITY NATIONAL CORP	03/18/08	06/10/08	16,329.33	18,321.24	(1,991.91)	
	244		03/24/08		11,160.67	13,436.30	(2,275.63)	
125013000	182	CITY NATIONAL CORP	03/24/08	09/08/08	10,445.44	10,022.16		423.28
	199		04/14/08		11,421.12	9,270.40		2,150.72
125013100	376	CITY NATIONAL CORP	04/14/08	09/18/08	23,409.24	17,515.92		5,893.32
125013200	24	CITY NATIONAL CORP	04/14/08	09/19/08	1,510.68	1,118.04		392.64
	329		04/22/08		20,708.88	14,898.76		5,810.12
125013300	339	CITY NATIONAL CORP	04/22/08	09/29/08	18,328.98	15,351.62		2,977.36



Ref: 00009227 00080777

CITI GLOBAL IMPACT FUNDING  
Account Number 692-17589-15 643

Details of Short Term Gain (Loss) 2008 - continued

Reference number	Quantity	Security Description	Opening Trade Date	Closing Trade Date	Sale Proceeds	Cost	(Loss)	Gain
125013800	300	COLLECTIVE BRANDS INC	09/21/07	04/04/08	\$ 3,861.27	\$ 6,553.77	(\$ 2,692.50)	
125013900	404	COLLECTIVE BRANDS INC	09/21/07	06/05/08	5,191.37	8,825.74	(3,634.37)	
125014000	1,122	COLLECTIVE BRANDS INC	09/21/07	09/04/08	19,431.02	24,511.10	(5,080.08)	
125014100	28	COLLECTIVE BRANDS INC	09/21/07	09/19/08	538.53	611.69	(73.16)	
	795		10/01/07		15,290.30	17,481.73	(2,191.43)	
	574		10/30/07		11,039.79	10,794.64		245.15
125014200	1,635	COLLECTIVE BRANDS INC	10/30/07	10/10/08	22,053.73	30,747.81	(8,694.08)	
125014400	209	COLONIAL BANGROUP INC	03/19/08	06/05/08	1,041.35	2,522.23	(1,480.88)	
125014500	3,616	COLONIAL BANGROUP INC	03/19/08	06/16/08	17,276.06	43,638.25	(26,362.19)	
	320		04/11/08		1,528.86	3,037.57	(1,508.71)	
125014600	3,205	COLONIAL BANGROUP INC	04/11/08	06/17/08	14,071.47	30,423.14	(16,351.67)	
	2,436		04/21/08		10,895.20	19,488.00	(8,792.80)	
	573		04/22/08		2,515.74	4,784.09	(2,268.35)	
125014700	3,620	COLONIAL BANGROUP INC	08/07/08	12/04/08	9,435.11	25,631.05	(16,195.94)	
125015100	429	COMMSCOPE INC	10/31/07	06/25/08	23,238.72	20,198.01		3,040.71
	43		11/29/07		2,329.29	1,742.30		586.99
125015200	107	COMMSCOPE INC	11/29/07	10/23/08	2,054.44	4,335.49	(2,281.05)	
	463		12/07/07		8,889.78	21,839.57	(12,949.79)	
	56		12/18/07		1,075.22	2,576.00	(1,500.78)	
	136		12/19/07		2,611.25	6,420.41	(3,809.16)	
	122		12/31/07		2,342.45	5,899.92	(3,557.47)	
	63		01/02/08		1,209.62	3,013.29	(1,803.67)	
	88		01/03/08		1,689.63	4,172.96	(2,483.33)	
	766		04/07/08		14,707.51	28,857.52	(14,150.01)	
125015100	783	CONTINENTAL AIRLINES INC CL B	12/14/07	02/04/08	21,761.99	19,523.56		2,238.43
125015200	747	CONTINENTAL AIRLINES INC CL B	12/14/07	02/25/08	21,084.36	18,625.92		2,458.44
125015300	237	CONTINENTAL AIRLINES INC CL B	01/02/08	03/14/08	4,683.09	4,968.70	(285.61)	
	50		01/03/08		987.99	1,052.50	(64.51)	
	402		01/07/08		7,943.48	8,157.99	(214.51)	
125015400	214	CONTINENTAL AIRLINES INC CL B	12/14/07	03/14/08	4,228.61	5,335.94	(1,107.33)	
	37		12/18/07		731.12	859.88	(128.76)	
	118		12/19/07		2,331.66	2,765.92	(434.26)	
	3		01/02/08		59.28	62.90	(3.62)	
125015500	2,298	CONTINENTAL AIRLINES INC CL B	01/07/08	03/17/08	42,259.75	46,634.46	(4,374.71)	
	103		01/10/08		1,894.15	2,121.30	(227.15)	
	953		01/15/08		17,525.48	24,213.06	(6,687.58)	
125015600	83	CURTISS-WRIGHT CORP	04/04/08	06/05/08	4,171.55	3,697.23		474.32

2  
0  
0  
8  
  
Y  
E  
A  
R  
  
E  
N  
D  
  
S  
U  
M  
M  
A  
R  
Y

Ref 00009227 00080778

CITI GLOBAL IMPACT FUNDING  
Account Number 692-17589-15 643

Details of Short-Term Gain (Loss) 2008 - continued

Reference number	Quantity	Security Description	Opening Trade Date	Closing Trade Date	Sale Proceeds	Cost	(Loss)	Gain
125016700	420	CURTISS-WRIGHT CORP TRADE AS OF 07/28/08	04/04/08	07/28/08	\$ 21,522.43	\$ 18,708.86		\$ 2,813.57
125016900	164	DOLLAR FINANCIAL CORP	06/18/07	04/24/08	3,776.59	5,118.33	(1,341.74)	
	85		06/20/07		1,957.38	2,661.35	(703.97)	
	335		08/23/07		7,714.37	8,093.83	(379.46)	
	200		08/24/07		4,605.59	4,831.30	(225.71)	
	382		11/29/07		8,796.68	11,316.66	(2,519.98)	
	292		12/19/07		6,724.17	8,288.27	(1,544.10)	
	230		12/31/07		5,296.43	6,910.81	(1,614.38)	
	33		01/02/08		759.92	1,000.89	(240.97)	
	250		01/03/08		5,756.99	7,349.50	(1,592.51)	
125017000	87	DRIL QUIP INC	04/11/08	06/05/08	5,163.42	4,568.87		594.55
125017100	775	DRIL QUIP INC	04/11/08	10/20/08	21,391.28	40,699.66	(19,308.38)	
125017200	54	DRIL QUIP INC	04/11/08	10/22/08	1,376.93	2,835.85	(1,458.92)	
	79		04/17/08		2,014.40	4,707.54	(2,693.14)	
125017300	372	DRIL QUIP INC	04/17/08	10/23/08	8,562.46	22,167.14	(13,604.68)	
	93		05/01/08		2,140.62	5,294.13	(3,153.51)	
125017400	220	DRIL QUIP INC	05/01/08	10/24/08	4,700.93	12,523.74	(7,822.81)	
	176		05/06/08		3,760.75	10,403.96	(6,643.21)	
125017500	2,068	EMERITUS CORP	06/28/07	02/13/08	43,882.48	64,108.00	(20,225.52)	
	214		11/29/07		4,541.03	5,265.94	(724.91)	
	39		12/31/07		827.57	980.85	(153.28)	
	80		01/02/08		1,697.58	2,019.20	(321.62)	
	123		01/03/08		2,610.03	3,158.55	(548.52)	
125017900	1,147	FELCOR LODGING TR INC	11/29/07	11/19/08	1,211.57	20,036.14	(18,824.57)	
	1,027		12/12/07		1,084.81	18,525.85	(17,441.04)	
	319		12/18/07		336.96	5,151.85	(4,814.89)	
	566		12/19/07		597.86	9,212.61	(8,614.75)	
	583		12/31/07		615.82	8,898.39	(8,282.57)	
	329		01/02/08		347.52	5,023.57	(4,676.05)	
	482		01/03/08		509.13	7,331.22	(6,822.09)	
125018200	1,157	FIRST HORIZON NATL CORP	03/20/08	07/07/08	7,130.55	19,674.67	(12,544.12)	
	1,502		03/24/08		9,256.77	27,077.00	(17,820.23)	
	1,257		03/25/08		7,746.85	22,347.32	(14,600.47)	
	1,534		04/01/08		9,453.99	22,711.79	(13,257.80)	
	1,721		04/11/08		10,606.46	22,720.47	(12,114.01)	
	1,239		04/17/08		7,635.91	16,168.46	(8,532.54)	

2  
0  
0  
8  
  
Y  
E  
A  
R  
  
E  
N  
D  
  
S  
U  
M  
M  
A  
R  
Y

Ref: 00009227 00080779

CITI GLOBAL IMPACT FUNDING

Account Number 692-17589-15 643

Details of Short Term Gain/(Loss) 2008 - continued

2  
0  
0  
8  
  
Y  
E  
A  
R  
  
E  
N  
D  
  
S  
U  
M  
M  
A  
R  
Y

Reference number	Quantity	Security Description	Opening Trade Date	Closing Trade Date	Sale Proceeds	Cost	(Loss)	Gain
	2,784		04/29/08		\$ 17,157.69	\$ 30,718.66	(\$ 13,560.97)	
	2,279		06/04/08		14,045.41	23,058.69	(9,013.28)	
125018300	.0593	FIRST HORIZON NATL CORP	08/25/08	10/01/08	.51	.59	(.08)	
	.0248	CASH IN LIEU OF .14028	09/08/08		.21	.31	(.10)	
	.0195	RECORD 09/12/08 PAY 10/01/08	09/18/08		.17	.19	(.02)	
	.0366		09/29/08		.32	.31		.01
125018400	541	FOUNDATION COAL HOLDINGS INC	04/11/07	01/15/08	27,829.58	20,251.14		7,578.44
125018500	431	FOUNDATION COAL HOLDINGS INC	04/11/07	02/04/08	24,406.14	16,133.54		8,272.60
125018600	97	FOUNDATION COAL HOLDINGS INC	04/11/07	02/19/08	5,431.94	3,630.98		1,800.96
125018700	86	FOUNDATION COAL HOLDINGS INC	04/11/07	04/04/08	4,721.37	3,219.22		1,502.15
	107		04/26/07		5,874.27	4,214.33		1,659.94
125019000	908	GEO GROUP INC	03/04/08	05/07/08	22,660.46	23,800.04	(1,139.58)	
	901		03/05/08		22,485.77	23,841.45	(1,355.68)	
125020300	349	GENERAL CABLE CORP	08/16/07	02/13/08	22,333.59	17,559.80		4,773.79
	19		11/29/07		1,215.87	1,414.73	(198.86)	
125020400	73	GENERAL CABLE CORP	11/29/07	04/04/08	4,810.67	5,435.53	(624.86)	
125020500	12	GENERAL CABLE CORP	12/18/07	12/03/08	184.46	860.84	(676.38)	
	38		12/19/07		584.11	2,733.34	(2,149.23)	
	41		12/31/07		630.23	2,988.49	(2,358.26)	
	14		01/02/08		215.20	1,017.24	(802.04)	
	29		01/03/08		445.77	2,108.27	(1,660.50)	
	471		01/16/08		7,239.93	26,480.00	(19,240.07)	
	10		01/18/08		153.72	512.45	(358.73)	
125020600	176	GENESEE & WYOMING INC CLASS A	01/05/07	01/02/08	4,121.49	4,495.04	(373.55)	
	77		01/08/07		1,803.15	1,975.82	(172.67)	
	82		01/12/07		1,920.24	2,173.82	(253.58)	
	218		06/18/07		5,105.02	6,797.24	(1,692.22)	
	174		06/20/07		4,074.65	5,336.58	(1,261.93)	
	278		11/29/07		6,510.07	6,974.33	(464.26)	
	32		12/18/07		749.36	855.04	(105.68)	
	138		12/19/07		3,231.62	3,692.51	(460.89)	
125020700	20	GOODRICH PETE CORP NEW	06/05/08	06/05/08	1,044.79	1,031.40		13.39
125020800	193	GOODRICH PETE CORP NEW	06/05/08	11/24/08	6,599.29	9,952.97	(3,353.68)	
125020900	325	GOODRICH PETE CORP NEW	06/05/08	11/26/08	11,936.40	16,760.18	(4,823.78)	
125021000	2,174	GREY WOLF INC	06/23/08	08/25/08	18,406.94	20,490.17	(2,083.23)	
	3,010		06/24/08		25,485.22	28,339.45	(2,854.23)	

Ref: 00009227 00080780

CITI GLOBAL IMPACT FUNDING

Account Number 692-17589-15 643

Details of Short-Term Gain (Loss) 2008 - continued

Reference number	Quantity	Security Description	Opening Trade Date	Closing Trade Date	Sale Proceeds	Cost	(Loss)	Gain	
125021700	443	HELMERICH & PAYNE INC	03/19/07	03/03/08	\$ 20,301.13	\$ 12,957.66		\$ 7,343.47	
	96		06/18/07		4,399.34			3,405.12	994.22
	12		06/20/07		549.92			426.60	123.32
125021800	113	HELMERICH & PAYNE INC	06/20/07	03/27/08	5,305.64	4,017.15		1,288.49	
	608		10/01/07		28,547.17			20,398.89	8,148.28
	155		11/29/07		7,277.65			5,344.79	1,932.86
125021900	249	HELMERICH & PAYNE INC	11/29/07	04/04/08	12,432.00	8,586.14		3,845.86	
	71		12/18/07		3,544.87			2,570.91	973.96
	199		12/19/07		9,935.62			7,358.03	2,577.59
	147		12/31/07		7,339.37			5,907.87	1,431.50
	330		01/03/08		16,476.15			13,636.33	2,839.82
125022000	88	JACK HENRY & ASSOCIATES INC	06/02/08	06/05/08	2,074.14	2,049.66		25.48	
125022700	509	HERCULES OFFSHORE INC	11/29/07	10/06/08	4,555.17	13,058.90	(8,503.73)		
	212		12/18/07		1,897.24			5,142.70	(3,245.46)
	454		12/19/07		4,062.96			11,035.83	(6,972.87)
	249		12/31/07		2,228.36			5,911.01	(3,682.65)
	214		01/02/08		1,915.14			5,030.93	(3,115.79)
169	01/03/08	1,512.43	4,184.41	(2,671.98)					
125022800	246	HEXCEL CORP NEW	06/25/07	06/05/08	6,221.30	5,058.10		1,163.20	
125023000	730	HOLLY CORP-NEW	01/15/08	05/08/08	29,561.91	31,955.53	(2,393.62)		
125023100	402	HOLLY CORP-NEW	01/15/08	05/09/08	16,422.73	17,597.43	(1,174.70)		
	497		01/22/08		20,303.73			21,485.91	(1,182.18)
	534		02/04/08		21,815.27			26,578.19	(4,762.92)
	512		03/19/08		20,916.52			22,221.47	(1,304.95)
125023200	1,301	HORSEHEAD HLDG CORP	10/10/07	04/04/08	15,886.29	30,392.14	(14,505.85)		
	557		10/11/07		6,801.43			13,367.33	(6,565.90)
	296		11/05/07		3,614.41			6,571.20	(2,956.79)
	629		11/07/07		7,680.61			13,975.25	(6,294.64)
	371		11/29/07		4,530.22			6,101.47	(1,571.25)
	1,107		12/04/07		13,517.39			18,997.23	(5,479.84)
	277		12/18/07		3,382.40			4,301.58	(919.18)
	117		12/19/07		1,428.67			1,840.88	(412.21)
	296		12/31/07		3,614.41			4,931.06	(1,316.65)
	181		01/02/08		2,210.16			3,020.17	(810.01)
	185		01/03/08		2,259.00			3,160.17	(901.17)
125023300	1,041	HUB GROUP INC CL A	08/13/07	02/07/08	33,111.55	35,594.29	(2,482.74)		

2  
0  
0  
8  
  
Y  
E  
A  
R  
  
E  
N  
D  
  
S  
U  
M  
M  
A  
R  
Y

Ref. 00009227 00080781

CITI GLOBAL IMPACT FUNDING

Account Number 692-17589-15 643

2  
0  
0  
8  
  
Y  
E  
A  
R  
  
E  
N  
D  
  
S  
U  
M  
M  
A  
R  
Y

Details of Short-Term Gain (Loss) 2008 - continued

Reference number	Quantity	Security Description	Opening Trade Date	Closing Trade Date	Sale Proceeds	Cost	(Loss)	Gain
125023400	154	HUB GROUP INC CL A	08/13/07	02/12/08	\$ 5,202.83	\$ 5,265.63	(\$ 62.80)	
	559		08/22/07		18,885.61	19,219.43	(333.82)	
	113		09/14/07		3,817.66	3,443.16		374.50
125023500	304	HUB GROUP INC CL A	09/14/07	06/04/08	10,902.65	9,263.00		1,639.65
	447		09/17/07		16,031.20	13,612.54		2,418.66
	62		11/29/07		2,223.57	1,553.97		669.60
125023600	251	HUB GROUP INC CL A	11/29/07	06/05/08	8,910.30	6,291.07		2,619.23
	820		11/30/07		29,109.35	21,314.92		7,794.43
	165		12/18/07		5,857.37	4,293.30		1,564.07
	173		12/19/07		6,141.36	4,604.22		1,537.14
	341		12/31/07		12,105.23	8,905.22		3,200.01
	157		01/02/08		5,573.37	3,990.47		1,582.90
125023700	1	HUB GROUP INC CL A	01/02/08	08/16/08	32.59	25.42		7.17
	126		01/03/08		4,106.74	3,159.58		947.16
125023800	110	INTEGRA LIFESCIENCES HOLDINGS CORP	01/14/08	04/04/08	4,842.17	4,808.51		33.66
125023900	49	INTEGRA LIFESCIENCES HOLDINGS CORP	01/14/08	08/05/08	2,096.69	2,141.97	(45.28)	
125024000	708	INTERNATIONAL COAL GROUP	04/22/08	06/05/08	7,271.96	6,537.53		734.43
125024100	4,420	INTERNATIONAL COAL GROUP	04/22/08	08/01/08	44,696.11	40,813.40		3,882.71
	3,932		04/24/08		39,761.34	29,558.81		10,202.53
125024200	295	INTERNATIONAL COAL GROUP	04/24/08	09/18/08	2,011.15	2,217.66	(206.51)	
	1,677		05/06/08		11,432.88	15,119.16	(3,686.28)	
125024300	1,367	INTERNATIONAL COAL GROUP	05/06/08	10/06/08	5,561.06	12,324.33	(6,763.27)	
	2,206		05/23/08		8,974.18	20,529.26	(11,555.08)	
	766		05/27/08		3,116.15	7,029.97	(3,913.82)	
	2,388		07/03/08		9,714.56	24,357.84	(14,643.28)	
125024600	202	ISLE OF CAPRIS CASINOS INC	06/18/07	05/06/08	1,308.21	5,110.60	(3,802.39)	
	176		06/20/07		1,139.82	4,468.64	(3,328.82)	
	187		09/07/07		1,211.05	3,399.44	(2,188.39)	
125024700	973	ISLE OF CAPRIS CASINOS INC	09/07/07	05/08/08	5,861.61	17,687.97	(11,826.36)	
	688		11/29/07		4,144.69	12,211.99	(8,067.30)	
	133		12/18/07		801.23	1,714.36	(913.13)	
	282		12/19/07		1,698.84	3,680.10	(1,981.26)	
	219		12/31/07		1,319.31	2,965.24	(1,645.93)	
	146		01/02/08		879.64	2,017.71	(1,138.17)	
560	01/03/08	3,373.59	7,335.94	(3,962.35)				
125024800	1,118	JARDEN CORP	08/31/07	01/09/08	22,387.60	36,475.08	(14,087.48)	

Ref: 00009227 00080782

CITI GLOBAL IMPACT FUNDING

Account Number 692-17589-15 643

Details of Short Term Gain (Loss) 2008 - continued

Reference number	Quantity	Security Description	Opening Trade Date	Closing Trade Date	Sale Proceeds	Cost	(Loss)	Gain
125024900	109	JARDEN CORP	08/31/07	06/05/08	\$ 2,021.94	\$ 3,556.16	(\$ 1,534.22)	
	59		09/05/07		1,094.44	1,913.75	(819.31)	
125025600	367	KANSAS CITY SOUTHERN INDS NEW	10/02/07	09/25/08	17,445.57	11,979.36		5,466.21
125025700	182	KEY ENERGY SVCS INC	05/09/08	06/05/08	3,116.29	2,852.47		263.82
125025800	3,127	KEY ENERGY SVCS INC	05/09/08	10/08/08	19,300.04	49,009.16	(29,709.12)	
	1,382		05/14/08		8,529.79	22,299.95	(13,770.16)	
	1,326		05/30/08		8,184.16	22,744.35	(14,560.19)	
125025900	318	KIRBY CORP	02/22/07	01/14/08	12,914.32	12,060.75		853.57
	314		02/28/07		12,751.87	11,394.97		1,356.90
125026100	132	KIRBY CORP	06/18/07	04/24/08	7,624.06	5,095.20		2,528.86
	11		06/20/07		635.34	423.72		211.62
125026200	82	KIRBY CORP	06/20/07	05/05/08	4,655.39	3,158.64		1,496.75
	168		11/29/07		9,537.88	7,845.60		1,692.28
	54		12/18/07		3,065.75	2,579.58		486.17
	96		12/19/07		5,450.21	4,608.00		842.21
	128		12/31/07		7,266.95	5,927.68		1,339.27
	44		01/02/08		2,498.02	2,026.20		471.82
	92		01/03/08		5,223.12	4,214.52		1,008.60
125026300	50	LANDAMERICA FINANCIAL GROUP	01/29/08	04/04/08	1,944.98	2,199.21	(254.23)	
125026400	75	LANDAMERICA FINANCIAL GROUP	01/29/08	06/05/08	2,070.73	3,298.81	(1,228.08)	
125026500	1,038	LANDAMERICA FINANCIAL GROUP	01/29/08	07/10/08	17,659.70	45,655.60	(27,995.90)	
	229		01/31/08		3,896.02	11,786.43	(7,890.41)	
125026600	252	LANDAMERICA FINANCIAL GROUP	01/31/08	07/17/08	4,302.50	12,970.21	(8,667.71)	
	301		02/11/08		5,139.09	12,864.32	(7,725.23)	
	371		02/12/08		6,334.23	15,831.59	(9,597.36)	
	851		02/22/08		14,529.47	29,929.24	(15,399.77)	
125026700	383	LEAP WIRELESS INTERNATIONAL INC NEW	11/29/07	03/31/08	18,279.08	12,742.64		5,536.44
125026800	433	LEAP WIRELESS INTERNATIONAL INC NEW	11/29/07	04/04/08	23,181.42	14,408.17		8,775.25
	38		11/30/07		2,034.40	1,316.59		717.81
125026900	499	LEAP WIRELESS INTERNATIONAL INC NEW	11/30/07	04/07/08	26,618.86	17,288.85		9,330.01
125027000	3	LEAP WIRELESS INTERNATIONAL INC NEW	11/30/07	05/09/08	163.31	103.94		59.37
	774		12/04/07		42,134.39	27,688.38		14,446.01
125027100	53	LEAP WIRELESS INTERNATIONAL INC NEW	12/04/07	06/05/08	3,111.61	1,895.97		1,215.64

2  
0  
0  
8  
  
Y  
E  
A  
R  
  
E  
N  
D  
  
S  
U  
M  
M  
A  
R  
Y

Ref: 00009227 00080783

CITI GLOBAL IMPACT FUNDING

Account Number 692-17589-15 643

Details of Short-Term Gain/Loss 2008 - continued

2  
0  
0  
8  
Y  
E  
A  
R  
E  
N  
D  
S  
U  
M  
M  
A  
R  
Y

Reference number	Quantity	Security Description	Opening Trade Date	Closing Trade Date	Sale Proceeds	Cost	(Loss)	Gain
125027300	195	LIFEPOINT HOSPS INC	06/18/07	01/31/08	\$ 5,270.66	\$ 7,644.00	(\$ 2,373.34)	
	186		06/20/07		5,027.39	7,127.52	(2,100.13)	
	653		07/31/07		17,649.94	19,620.30	(1,970.36)	
	251		11/29/07		6,784.28	7,843.75	(1,059.47)	
	143		12/18/07		3,865.15	4,290.86	(425.71)	
	92		12/18/07		2,486.67	2,751.72	(265.05)	
	100		12/31/07		2,702.90	2,972.90	(270.00)	
	103		01/02/08		2,783.99	3,017.80	(233.81)	
	143		01/03/08		3,865.14	4,203.91	(338.77)	
125027400	1,191	LODGENET ENTERTAINMENT CORP	07/20/07	01/14/08	17,983.11	41,054.49	(23,071.38)	
125027500	769	LODGENET INTERACTIVE CORP	07/20/07	01/15/08	10,964.46	26,507.89	(15,543.43)	
	587		07/31/07		8,369.49	18,726.06	(10,356.57)	
	203		09/18/07		2,894.39	4,784.39	(1,890.00)	
125027600	641	LODGENET INTERACTIVE CORP	09/18/07	01/23/08	8,955.02	15,107.34	(6,152.32)	
	1,472		11/29/07		20,564.41	27,873.79	(7,309.38)	
	138		11/30/07		1,927.91	2,643.76	(715.85)	
	188		12/18/07		2,626.43	3,430.62	(804.19)	
	256		12/19/07		3,576.42	4,604.42	(1,028.00)	
	522		12/31/07		7,292.54	8,874.00	(1,581.46)	
	185		01/03/08		2,584.52	3,152.40	(567.88)	
125028300	361	MARVEL ENTERTAINMENT INC	10/23/07	05/01/08	10,777.40	8,624.80		2,152.60
125028400	397	MARVEL ENTERTAINMENT INC	10/23/07	05/02/08	11,968.09	9,484.89		2,483.20
125028500	116	MARVEL ENTERTAINMENT INC	10/23/07	06/05/08	4,171.93	2,771.40		1,400.53
125028600	725	MARVEL ENTERTAINMENT INC	10/23/07	10/09/08	21,180.18	17,321.26		3,858.92
125028700	155	MARVEL ENTERTAINMENT INC	10/23/07	10/09/08	4,324.97	3,703.17		621.80
	230	TRADE AS OF 10/09/08	10/25/07		6,417.69	5,526.83		890.86
125028900	219	MATRIA HEALTHCARE INC-NEW	01/30/07	01/15/08	6,001.27	5,961.82		39.45
	604		02/01/07		16,551.46	17,053.46	(502.00)	
	714		02/14/07		19,565.80	17,949.89		1,615.91
125029000	97	MATRIA HEALTHCARE INC-NEW	02/14/07	01/28/08	3,126.45	2,438.57		687.88
	332		02/16/07		10,700.84	8,585.95		2,114.89
	761		02/22/07		24,528.13	20,719.98		3,808.15
	836		02/23/07		26,945.49	20,799.35		6,146.14
	976		06/06/07		31,457.89	28,524.58		2,933.31
	312		06/18/07		10,056.21	9,360.00		696.21
	264		06/20/07		8,509.10	8,012.37		496.73
	344		07/31/07		11,087.61	8,869.52		2,218.09

Ref: 00009227 00080784

CITI GLOBAL IMPACT FUNDING

Account Number 692-17589-15 643

Details of Short Term Gain (Loss) 2008 *continued*

2  
0  
0  
8  
  
Y  
E  
A  
R  
  
E  
N  
D  
  
S  
U  
M  
M  
A  
R  
Y

Reference number	Quantity	Security Description	Opening Trade Date	Closing Trade Date	Sale Proceeds	Cost	(Loss)	Gain	
125029100	471	MATRIA HEALTHCARE INC-NEW	07/31/07	02/20/08	\$ 12,871.49	\$ 12,144.03		\$ 727.46	
	447		10/29/07		12,215.61			10,973.81	1,241.80
	483		10/30/07		13,199.42			12,060.22	1,139.20
	215		11/29/07		5,875.52			4,779.43	1,096.09
125029200	299	MATRIA HEALTHCARE INC-NEW	11/29/07	02/26/08	8,004.20	6,646.74		1,357.46	
125029300	348	MATRIA HEALTHCARE INC-NEW	11/29/07	02/27/08	9,183.90	7,736.00		1,447.90	
	163		12/18/07		4,301.65			3,429.50	872.15
	556		12/19/07		14,673.12			11,991.38	2,681.74
	153		12/31/07		4,037.75			3,606.21	431.54
125029400	14	MATRIA HEALTHCARE INC-NEW	12/31/07	02/29/08	351.33	329.98		21.35	
	336		01/02/08		8,432.03			8,040.45	391.58
	662		01/03/08		16,613.10			15,748.93	864.17
	836		01/09/08		20,979.69			20,719.67	260.02
125029700	197	NBTY INC	12/13/07	04/04/08	6,737.36	5,310.67		1,426.69	
125030000	206	NATIONAL CINEMEDIA INC	06/18/07	06/12/08	2,835.28	5,936.92	(3,101.66)		
	61		06/20/07		839.57			1,773.87	(934.30)
	918		10/09/07		12,634.82			24,051.60	(11,416.78)
	577		11/29/07		7,941.49			15,696.94	(7,755.45)
	71		12/18/07		977.20			1,723.17	(745.97)
	270		12/19/07		3,716.12			6,450.27	(2,734.15)
	402		12/31/07		5,532.90			9,897.20	(4,364.30)
	941		01/02/08		12,951.39			20,077.94	(7,126.55)
125030500	431	NATIONAL FINANCIAL PARTNERS CORP	11/28/07	10/21/08	3,549.52	20,098.44	(16,548.92)		
	58		11/28/07		477.66			2,704.66	(2,227.00)
	377		11/29/07		3,104.80			17,419.93	(14,315.13)
	39		12/18/07		321.19			1,716.00	(1,394.81)
	144		12/19/07		1,185.92			6,450.38	(5,264.46)
	217		12/31/07		1,787.11			9,850.67	(8,063.56)
80	01/02/08	658.85	3,540.59	(2,881.74)					
125030600	56	NATIONAL FINANCIAL PARTNERS CORP	01/02/08	10/22/08	435.56	2,478.42	(2,042.86)		
	94		01/03/08		731.12			4,209.32	(3,478.20)
	823		02/13/08		6,401.17			23,143.99	(16,742.82)
	441		04/15/08		3,430.03			11,257.85	(7,827.82)
125030700	582	NATIONAL FINANCIAL PARTNERS CORP	04/15/08	10/23/08	3,929.87	14,857.29	(10,927.42)		
	902		07/24/08		6,090.63			19,686.33	(13,595.70)
125030800	290	NEWALLIANCE BANCSHARES INC	02/22/08	04/04/08	3,865.96	3,481.42		384.54	
125030900	388	NEWALLIANCE BANCSHARES INC	02/22/08	06/05/08	5,200.18	4,657.90		542.28	



Ref: 00009227 00080785

CITI GLOBAL IMPACT FUNDING

Account Number 692-17589-15 643

Details of Short-Term Gain (Loss) 2008 - continued

Reference number	Quantity	Security Description	Opening Trade Date	Closing Trade Date	Sale Proceeds	Cost	(Loss)	Gain
125031000	3,438	NEWALLIANCE BANCSHARES INC	02/22/08	07/08/08	\$ 41,270.20	\$ 41,272.85	(\$ 2.65)	
	396	TRADE AS OF 07/08/08	03/13/08		4,753.64	4,994.91	(241.27)	
125031100	61	OIL STATES INTERNATIONAL INC	02/26/08	04/04/08	2,882.23	2,698.35		183.88
125031200	17	OIL STATES INTERNATIONAL INC	02/26/08	06/05/08	1,037.16	752.00		285.16
125031300	787	OIL STATES INTERNATIONAL INC	02/26/08	10/06/08	19,927.59	34,813.10	(14,885.51)	
	246		02/27/08		6,228.96	10,908.77	(4,679.81)	
	631		02/29/08		15,977.53	26,774.21	(10,796.68)	
	515		03/18/08		13,040.29	22,118.17	(9,077.88)	
125031600	353	ON SEMICONDUCTOR CORP	05/08/07	05/08/08	3,445.90	3,900.65	(454.75)	
125031700	614	ON SEMICONDUCTOR CORP	08/18/07	05/19/08	6,470.05	6,803.12	(333.07)	
	485		06/20/07		5,110.71	5,354.40	(243.69)	
	307		10/18/07		3,235.02	3,832.91	(697.89)	
125031800	313	ON SEMICONDUCTOR CORP	10/18/07	06/05/08	3,117.77	4,009.78	(892.01)	
125031900	910	ON SEMICONDUCTOR CORP	10/18/07	08/06/08	9,046.80	11,657.83	(2,611.03)	
	1,197		11/29/07		11,900.03	11,323.62		576.41
	332		12/14/07		3,300.59	2,684.29		616.30
125032000	117	ORBITAL SCIENCES CORP	05/18/07	04/04/08	2,894.09	2,320.79		573.30
125032100	298	ORBITAL SCIENCES CORP	05/18/07	04/17/08	7,817.09	5,911.07		1,906.02
	210		06/18/07		5,508.69	4,252.50		1,256.19
	296		06/19/07		7,764.63	6,035.47		1,729.16
125032200	880	ORBITAL SCIENCES CORP	06/19/07	04/22/08	23,435.06	17,943.29		5,491.77
	348		08/20/07		9,267.50	7,120.08		2,147.42
	783		08/07/07		20,851.88	16,053.38		4,798.50
125032300	252	ORBITAL SCIENCES CORP	08/07/07	04/23/08	6,696.23	5,166.60		1,529.63
	566		11/29/07		15,039.95	13,933.79		1,106.16
	74		12/18/07		1,966.35	1,722.72		243.63
	276		12/19/07		7,333.97	6,448.74		885.23
	81		12/31/07		2,152.36	1,977.21		175.15
	214		01/03/08		5,686.49	5,248.35		438.14
125032900	276	PAETEC HOLDING CORP	01/11/08	04/04/08	1,926.46	2,320.61	(394.15)	
125033000	619	PAETEC HOLDING CORP	01/11/08	06/05/08	5,194.62	5,204.55	(9.93)	
125033200	35	PANERA BREAD CO CL A	01/08/07	01/08/08	1,115.51	1,963.15	(847.64)	
	8		01/12/07		254.98	464.48	(209.50)	
125033300	80	PANERA BREAD CO CL A	01/12/07	01/09/08	2,567.22	4,644.80	(2,077.58)	
	272		03/07/07		8,728.53	15,967.60	(7,239.07)	
	205		06/06/07		6,578.49	10,428.64	(3,850.15)	

2  
0  
0  
8  
  
Y  
E  
A  
R  
  
E  
N  
D  
  
S  
U  
M  
M  
A  
R  
Y

Ref: 00009227 00080786

CITI GLOBAL IMPACT FUNDING  
Account Number 692-17589-15 643

Details on Short Term Gain (Loss) 2008 continued

Reference number	Quantity	Security Description	Opening Trade Date	Closing Trade Date	Sale Proceeds	Cost	(Loss)	Gain
125033400	180	PANERA BREAD CO CL A	06/06/07	03/26/08	\$ 7,911.29	\$ 9,156.85	(\$ 1,245.56)	
	125		06/18/07		5,493.95	5,952.50	(458.55)	
	22		06/20/07		966.94	1,042.36	(75.42)	
125033500	53	PANERA BREAD CO CL A	06/20/07	04/23/08	2,421.55	2,511.14	(89.59)	
	419		09/19/07		19,143.92	18,777.74		366.18
	137		11/29/07		8,259.46	5,339.71		919.75
125033600	131	PANERA BREAD CO CL A	11/29/07	05/02/08	6,823.02	5,105.86		1,717.16
	93		12/18/07		4,843.82	3,430.77		1,413.05
	210		12/19/07		10,937.66	7,359.66		3,578.00
	190		12/24/07		9,895.98	6,935.46		2,960.52
125033700	454	PANERA BREAD CO CL A	12/24/07	05/28/08	23,221.87	18,572.09		6,649.78
	251		12/31/07		12,838.53	8,893.68		3,944.85
	178		01/02/08		9,002.31	6,022.53		2,979.78
	65		01/03/08		3,324.72	2,086.50		1,238.22
125033800	887	PETROHAWK ENERGY CORP	04/12/07	03/13/08	16,526.66	12,287.79		4,238.87
125033900	1,201	PETROHAWK ENERGY CORP	04/12/07	03/26/08	23,731.73	16,637.69		7,094.04
125034000	505	PETROHAWK ENERGY CORP	04/12/07	04/04/08	10,631.20	6,995.87		3,635.33
125034400	300	PETROHAWK ENERGY CORP	06/18/07	06/05/08	10,084.68	5,097.00		4,987.68
	485		06/20/07		16,303.57	8,018.07		8,285.50
	643		07/18/07		21,614.83	9,695.28		11,919.55
125034500	669	PETROHAWK ENERGY CORP	07/16/07	06/17/08	26,147.98	10,087.32		16,060.66
125034600	690	PETROHAWK ENERGY CORP	11/29/07	09/15/08	15,490.41	11,157.30		4,333.11
125034700	279	PETROHAWK ENERGY CORP	11/29/07	09/19/08	6,807.53	4,511.43		2,296.10
	215		12/18/07		5,245.95	3,428.69		1,817.26
	376		12/19/07		9,174.31	6,077.81		3,096.50
125034800	136	PETROHAWK ENERGY CORP	12/19/07	09/25/08	3,359.98	2,198.36		1,161.62
	567		12/31/07		14,006.17	9,870.51		4,137.66
	515		01/03/08		12,723.47	9,439.95		3,283.52
125034900	69	PHILLIPS-VAN HEUSEN CORP DEL	02/01/08	06/05/08	3,116.02	2,947.44		168.58
125035000	1,114	PHILLIPS-VAN HEUSEN CORP DEL	02/01/08	10/13/08	35,566.58	47,586.18	(12,019.60)	
	564		02/27/08		18,006.78	22,500.05	(4,493.27)	
125035100	11	PHILLIPS-VAN HEUSEN CORP DEL	02/27/08	10/20/08	305.98	438.83	(132.85)	
	570		03/25/08		15,855.31	20,869.52	(5,014.21)	
125035200	102	PHILLIPS-VAN HEUSEN CORP DEL	03/25/08	10/28/08	2,187.35	3,734.55	(1,547.20)	
	382		05/13/08		8,191.82	17,351.78	(9,159.96)	

2  
0  
0  
8  
  
Y  
E  
A  
R  
  
E  
N  
D  
  
S  
U  
M  
M  
A  
R  
Y

Ref: 00009227 00080787

CITI GLOBAL IMPACT FUNDING  
Account Number 692-17589-15 643

Details of Short-Term Gain (Loss) 2008 continued

2  
0  
0  
8  
  
Y  
E  
A  
R  
  
E  
N  
D  
  
S  
U  
M  
M  
A  
R  
Y

Reference number	Quantity	Security Description	Opening Trade Date	Closing Trade Date	Sale Proceeds	Cost	(Loss)	Gain
125035300	114	PHILLIPS-VAN HEUSEN CORP DEL	05/13/08	10/31/08	\$ 2,731.72	\$ 5,178.28	(\$ 2,446.56)	
	650		07/07/08		15,575.60	23,251.80	(7,676.20)	
	556		08/08/08		13,323.13	21,902.17	(8,579.04)	
125035800	1,950	PIONEER DRILLING CO	06/26/08	10/06/08	19,331.21	38,677.47	(19,346.26)	
	382		06/27/08		3,786.93	7,677.36	(3,890.43)	
	1,375		07/02/08		13,630.99	25,584.63	(11,953.64)	
125035900	59	RTI INTL METALS INC	07/17/07	04/04/08	2,901.60	4,803.55	(1,901.95)	
125038000	126	RTI INTL METALS INC	07/17/07	06/05/08	5,207.87	10,258.43	(5,050.56)	
125038100	279	RTI INTL METALS INC	10/31/07	07/30/08	7,611.94	21,995.44	(14,383.50)	
	159		11/29/07		4,337.99	11,332.22	(6,994.23)	
	89		12/18/07		2,428.18	6,023.52	(3,595.34)	
	54		12/19/07		1,473.28	3,711.42	(2,238.14)	
	100		12/31/07		2,728.29	6,880.96	(4,152.67)	
	29		01/02/08		791.21	1,987.66	(1,196.45)	
	90		01/03/08		2,455.47	6,277.50	(3,822.03)	
	147		01/07/08		4,010.59	9,017.52	(5,006.93)	
	278		01/08/08		7,584.66	16,535.94	(8,951.28)	
477	01/25/08	13,013.96	24,766.98	(11,753.02)				
487	03/17/08	13,286.79	21,679.19	(8,392.40)				
125036200	999	RF MICRO DEVICES INC	01/23/08	06/05/08	4,146.82	3,044.45		1,102.37
125036300	196	RIVERBED TECHNOLOGY INC	05/16/08	06/05/08	3,116.58	3,375.53	(258.95)	
125036400	1,997	RIVERBED TECHNOLOGY INC	05/16/08	10/31/08	24,378.24	34,392.54	(10,014.30)	
125037200	116	SELECTIVE INSURANCE GROUP INC	08/13/07	04/04/08	2,887.45	2,543.36		344.09
125037300	808	SELECTIVE INSURANCE GROUP INC	08/13/07	05/07/08	17,058.72	17,715.80	(657.08)	
125037400	979	SELECTIVE INSURANCE GROUP INC	08/13/07	05/12/08	20,511.79	21,465.07	(953.28)	
	963		08/17/07		20,176.56	20,774.70	(598.14)	
	72		11/06/07		1,508.53	1,628.10	(119.57)	
	779		11/07/07		16,321.44	18,105.91	(1,784.47)	
	303		11/29/07		6,348.39	6,931.42	(583.03)	
125037500	193	SELECTIVE INSURANCE GROUP INC	11/29/07	05/13/08	4,047.98	4,415.06	(367.08)	
	117		12/18/07		2,453.96	2,570.49	(116.53)	
	210		12/19/07		4,404.54	4,609.60	(205.06)	
	307		12/31/07		6,439.01	6,937.59	(498.58)	
	89		01/02/08		1,866.68	2,014.07	(147.39)	
276	01/03/08	5,788.81	6,285.62	(496.81)				
125037600	391	TCF FINANCIAL CORP	02/01/08	06/05/08	6,237.43	8,479.38	(2,241.95)	
125037700	1,725	TCF FINANCIAL CORP	02/01/08	06/10/08	25,408.24	37,409.04	(12,000.80)	

Ref: 00009227 00080788

CITI GLOBAL IMPACT FUNDING  
Account Number 692-17589-15 643

Details of Short-Term Gain/Loss 2008 - continued

Reference number	Quantity	Security Description	Opening Trade Date	Closing Trade Date	Sale Proceeds	Cost	(Loss)	Gain
125037800	259	TCF FINANCIAL CORP TRADE AS OF 07/08/08	02/01/08	07/08/08	\$ 2,868.38	\$ 5,616.78	(\$ 2,748.40)	
	1,055		02/04/08		11,683.95	22,662.35	(10,978.40)	
	2,370		02/07/08		26,247.36	48,767.25	(22,519.89)	
	1,147		03/13/08		12,702.85	21,794.00	(9,091.15)	
125037900	240	THQ INC NEW (DE) FULL PRICE IS 21.69583300	12/07/07	06/05/08	5,206.97	6,078.36	(871.39)	
125038000	1,539	THQ INC NEW (DE)	12/07/07	09/15/08	19,478.55	38,977.48	(19,498.93)	
	96		12/18/07		1,215.04	2,570.88	(1,355.84)	
	68		12/19/07		860.65	1,844.16	(983.51)	
	105		12/31/07		1,328.95	2,951.54	(1,622.59)	
	111		01/02/08		1,404.89	3,021.41	(1,616.52)	
	190		01/03/08		2,404.75	5,117.38	(2,712.63)	
125038100	800	THQ INC NEW (DE)	01/03/08	09/16/08	9,627.30	21,546.88	(11,919.58)	
	1,241		02/04/08		14,934.36	24,180.28	(9,245.90)	
125038200	690	TEMPUR-PEDIC INTERNATIONAL INC	04/20/07	03/17/08	7,353.87	18,552.58	(11,198.71)	
	222		06/18/07		2,366.03	5,949.60	(3,583.57)	
	201		06/20/07		2,142.21	5,336.55	(3,194.34)	
	570		11/09/07		6,074.94	17,644.64	(11,569.70)	
	708		11/21/07		7,545.71	20,412.84	(12,867.13)	
	343		11/29/07		3,655.62	9,575.77	(5,920.15)	
	863		12/13/07		9,197.67	24,576.17	(15,378.50)	
	293		12/18/07		3,122.73	7,720.55	(4,597.82)	
	34		12/19/07		362.36	913.24	(550.88)	
	300		12/31/07		3,197.33	7,888.50	(4,691.17)	
	458		01/03/08		4,881.26	11,541.60	(6,660.34)	
	125038700		56		TITAN INTL INC ILL	02/25/08	04/04/08	1,943.74
125038800	102	TITAN INTL INC ILL	02/25/08	06/05/08	4,175.85	3,212.80		963.05
125038900	562	TITAN INTL INC ILL	02/25/08	07/23/08	22,141.88	17,701.87		4,440.01
125039000	551	TITAN INTL INC ILL WITH DUE BILL SPLT 5:4	02/25/08	08/05/08	23,881.96	16,051.07		7,830.89
125039100	.1038	TITAN INTL INC ILL	02/25/08	08/15/08	3.84	3.02		.82
	.0941		02/29/08		3.48	2.53	.95	
	.0999		03/18/08		3.69	2.57	1.12	
	.094		04/15/08		3.47	2.77	.70	
	.1082		07/07/08		4.00	2.94	1.06	
125039200	331.2052	TITAN INTL INC ILL	02/25/08	10/06/08	5,139.51	9,648.28	(4,508.77)	
	799.8918		02/29/08		12,412.41	21,534.69	(9,122.28)	
	848.6352		03/18/08		13,168.79	21,845.82	(8,677.03)	

2  
0  
0  
8  
  
Y  
E  
A  
R  
  
E  
N  
D  
  
S  
U  
M  
M  
A  
R  
Y

Ref: 00009227 00080789

CITI GLOBAL IMPACT FUNDING  
Account Number 692-17589-15 643

Details of Short-Term Gain (Loss) 2008 (continued)

2  
0  
0  
8  
Y  
E  
A  
R  
E  
N  
D  
S  
U  
M  
M  
A  
R  
Y

Reference number	Quantity	Security Description	Opening Trade Date	Closing Trade Date	Sale Proceeds	Cost	(Loss)	Gain
	798,642		04/15/08		\$ 12,393.02	\$ 23,534.54	(\$ 11,141.52)	
	918,6258		07/07/08		14,254.88	24,990.66	(10,735.78)	
	1,047		08/19/08		16,246.94	28,661.42	(12,414.48)	
125039300	32	TRIUMPH GROUP INC NEW	03/07/08	04/04/08	1,913.58	1,817.47		96.11
125039400	38	TRIUMPH GROUP INC NEW	03/07/08	06/05/08	2,098.34	2,158.24	(59.90)	
125039500	475	TRIUMPH GROUP INC NEW	03/07/08	07/25/08	24,359.48	26,978.00	(2,618.52)	
125039600	279	TRIUMPH GROUP INC NEW	03/07/08	09/16/08	13,951.56	15,846.03	(1,894.47)	
	259		03/31/08		12,951.45	14,768.91	(1,815.46)	
125039700	189	TRIUMPH GROUP INC NEW	03/31/08	09/24/08	9,318.87	10,775.85	(1,456.98)	
	83		06/06/08		4,092.42	4,425.50	(333.08)	
125039800	200	TRIUMPH GROUP INC NEW	06/06/08	09/25/08	9,911.94	10,663.86	(751.92)	
125039900	150	TRIUMPH GROUP INC NEW	06/06/08	10/06/08	5,646.21	7,997.90	(2,351.69)	
	96		06/09/08		3,613.57	5,140.71	(1,527.14)	
	505		06/11/08		19,008.90	26,115.47	(7,106.57)	
125040000	2,576	TRIZETTO GROUP INC	11/02/07	04/11/08	53,353.03	41,873.40		11,479.63
	1,214		11/06/07		25,143.86	19,509.10		5,634.76
	579		11/29/07		11,992.01	8,716.74		3,276.27
	1,239		11/30/07		25,661.65	19,141.06		6,520.69
125040100	70	TRIZETTO GROUP INC	11/30/07	04/22/08	1,456.19	1,081.42		374.77
	218		12/18/07		4,534.98	3,441.78		1,093.20
	221		12/19/07		4,597.39	3,687.16		910.23
	517		12/31/07		10,754.99	8,875.34		1,879.65
	180		01/02/08		3,744.48	3,020.40		724.08
	323		01/03/08		6,719.27	5,235.18		1,484.09
	209		01/08/08		4,347.76	3,457.76		890.00
125040200	1,174	TRIZETTO GROUP INC	01/08/08	04/23/08	24,473.53	19,423.01		5,050.52
125040300	6,955	USEC INC	10/12/07	02/28/08	46,543.73	65,494.54	(18,950.81)	
	2,311		11/27/07		15,465.50	18,744.52	(3,279.02)	
	1,023		11/29/07		6,846.04	8,694.48	(1,848.44)	
	564		12/18/07		3,774.36	5,154.96	(1,380.60)	
	393		12/19/07		2,630.01	3,685.95	(1,055.94)	
	655		12/31/07		4,383.34	5,914.00	(1,530.66)	
	574		01/02/08		3,841.28	5,016.19	(1,174.91)	
	863		01/03/08		5,775.31	7,343.27	(1,567.96)	
125040400	210	U S AIRWAYS GROUP INC	08/28/07	01/08/08	2,438.78	6,153.52	(3,714.74)	
	674		08/30/07		7,827.31	20,067.07	(12,239.76)	
	695		09/25/07		8,071.19	18,632.88	(10,561.69)	
	703		10/05/07		8,164.09	21,469.55	(13,305.46)	

Ref. 00009227 00080790

CITI GLOBAL IMPACT FUNDING  
Account Number 692-17589-15 643

Details of Short Term Gain (Loss) 2008 *continued*

2  
0  
0  
8  
  
Y  
E  
A  
R  
  
E  
N  
D  
  
S  
U  
M  
M  
A  
R  
Y

Reference number	Quantity	Security Description	Opening Trade Date	Closing Trade Date	Sale Proceeds	Cost	(Loss)	Gain
	876		11/09/07		\$ 10,173.18	\$ 18,618.15	(\$ 8,444.97)	
	989		11/29/07		11,485.48	20,010.44	(8,524.96)	
	174		12/18/07		2,020.70	2,573.11	(552.41)	
	123		12/19/07		1,428.43	1,847.34	(418.91)	
	269		12/31/07		3,123.96	3,948.38	(824.42)	
	443		01/02/08		5,144.65	6,042.08	(897.43)	
125040500	33	VCA ANTECH INC	04/23/08	06/05/08	1,036.52	925.36		111.16
125040600	685	VCA ANTECH INC	04/23/08	10/14/08	14,594.43	16,404.04	(1,809.61)	
125040800	192	WADDELL & REED FINL INC CL A	06/18/07	01/18/08	5,983.82	5,097.60		886.22
	285		11/29/07		8,882.23	9,599.43	(717.20)	
	49		12/18/07		1,527.12	1,703.73	(176.61)	
	104		12/19/07		3,241.24	3,673.19	(431.95)	
	108		12/31/07		3,397.06	3,960.21	(563.15)	
	86		01/02/08		2,680.25	3,022.90	(342.65)	
	119		01/03/08		3,708.71	4,191.37	(482.66)	
125040900	1,613	WALTER INDS INC	10/06/08	12/04/08	20,987.11	50,869.50	(29,882.39)	
125041000	759	WARNACO GROUP INC	10/13/08	12/19/08	15,481.38	25,172.16	(9,690.78)	
125041100	91	WEBSTER FINANCIAL CORP	05/07/08	06/05/08	2,073.87	2,528.53	(454.66)	
125041200	978	WEBSTER FINANCIAL CORP	05/07/08	06/16/08	19,567.23	27,174.71	(7,607.48)	
125041300	734	WEBSTER FINANCIAL CORP	05/07/08	06/17/08	14,160.62	20,394.92	(6,234.30)	
125041400	59	WELLCARE HLTH PLANS INC	01/31/08	06/05/08	3,136.42	2,793.63		342.79
125041500	960	WELLCARE HLTH PLANS INC	01/31/08	11/25/08	7,775.67	45,455.71	(37,680.04)	
	514		02/05/08		4,163.22	24,944.16	(20,780.94)	
	758		04/11/08		6,139.54	31,258.18	(25,118.64)	
	621		07/31/08		5,029.88	24,220.43	(19,190.55)	
125041600	1,459	WILMINGTON TRUST CORP	07/31/08	09/18/08	43,075.27	34,416.93		8,658.34
125041700	485	WILMINGTON TRUST CORP	07/31/08	09/22/08	14,306.21	11,440.86		2,865.35
	1,769		09/08/08		52,180.78	45,727.94		6,452.84
<b>Total</b>					<b>\$ 5,917,514.24</b>	<b>\$ 7,885,448.04</b>	<b>(\$ 2,539,930.45)</b>	<b>\$ 571,995.65</b>

Ref: 00009227 00080791

CITI GLOBAL IMPACT FUNDING

Account Number 692-17589-15 643

Details of Long Term Gain (Loss) 2008

This section shows your sales of securities during the year. The "Sale Proceeds" column excludes any accrued income you may have received. In addition, although cash in lieu less than \$20 is not included on Form 1099-B (if applicable), it is included in this section. Please note, this material is being prepared for informational purposes only and should not be used for tax preparation without the assistance of your tax advisor.

2  
0  
0  
8  
  
Y  
E  
A  
R  
  
E  
N  
D  
  
S  
U  
M  
M  
A  
R  
Y

Reference number	Quantity	Security Description	Opening Trade Date	Closing Trade Date	Sale Proceeds	Cost	(Loss)	Gain
125000100	355	GLOBAL CROSSING LTD NEW	10/30/06	04/04/08	\$ 5,782.91	\$ 9,156.05	(\$ 3,373.14)	
125000200	295	MONTPELIER RE HOLDINGS LTD	09/15/06	01/31/08	5,075.21	5,735.10	(659.89)	
	138	-USD	10/19/06		2,374.17	2,691.00	(316.83)	
	425		11/03/06		7,311.74	7,488.54	(176.80)	
	151		11/14/06		2,697.82	2,779.91	(182.09)	
125000300	519	MONTPELIER RE HOLDINGS LTD	11/14/06	02/01/08	8,942.11	9,554.79	(612.68)	
		-USD						
125000400	109	MONTPELIER RE HOLDINGS LTD	11/14/06	02/12/08	1,831.10	2,006.69	(175.59)	
	978	-USD	12/07/06		16,395.93	18,973.44	(2,577.51)	
	379		12/15/06		6,366.87	7,167.50	(800.63)	
125000500	884	MONTPELIER RE HOLDINGS LTD	12/15/06	03/24/08	14,072.50	16,717.85	(2,645.35)	
	425	-USD	12/28/06		6,765.63	7,963.14	(1,197.51)	
125000600	207	MONTPELIER RE HOLDINGS LTD	12/26/06	03/25/08	3,260.67	3,878.52	(617.85)	
	350	-USD	01/05/07		5,513.03	6,426.00	(912.97)	
	438		01/08/07		6,899.17	7,954.08	(1,054.91)	
	395		01/12/07		6,221.85	7,268.00	(1,046.15)	
125001400	88	ADVANCED MEDICAL OPTICS INC	02/13/07	04/04/08	1,935.98	3,294.19	(1,358.21)	
125001500	389	ADVANCED MEDICAL OPTICS INC	02/13/07	05/30/08	9,413.32	14,561.83	(5,148.51)	
	601		02/21/07		12,123.58	19,136.00	(7,012.42)	
	180		05/22/07		4,355.77	7,721.33	(3,365.56)	
125001600	44	ADVANCED MEDICAL OPTICS INC	05/22/07	06/05/08	1,045.87	1,887.44	(841.57)	
125001700	251	ADVANCED MEDICAL OPTICS INC	05/22/07	08/20/08	5,151.92	10,766.97	(5,615.05)	
	476		06/01/07		9,770.18	16,778.81	(7,008.63)	
	325		06/18/07		6,670.81	11,066.25	(4,395.44)	
	155		06/20/07		3,181.47	5,270.00	(2,088.53)	
125001800	2	ADVANCED MEDICAL OPTICS INC	06/20/07	10/14/08	17.37	68.00	(50.63)	
125002000	.0422	ALLEGHANY CORP DEL	12/13/05	04/25/08	14.61	11.60		3.01
	0123	CASH IN LIEU OF 66000	12/20/05		4.25	3.33		.92
	0226	RECORD 04/01/08 PAY 04/25/08	12/28/05		7.82	6.13		1.69
	0288		01/05/06		9.97	7.89		2.08
	.0288		01/06/06		9.97	7.92		2.05
	0308		01/10/06		10.68	8.45		2.23
	0162		05/24/06		5.58	4.18		1.40

Ref 00009227 00080792

CITI GLOBAL IMPACT FUNDING

Account Number 692-17589-15 643

Details of Long Term Gain (Loss) 2008 - continued

Reference number	Quantity	Security Description	Opening Trade Date	Closing Trade Date	Sale Proceeds	Cost	(Loss)	Gain
	.0121		10/19/06		\$ 4.18	\$ 3.46		\$ .72
	.0626		11/14/06		21.68	19.86		1.82
	.0707		12/15/06		24.47	23.84		.63
	.0343		12/26/06		11.89	11.96	(.07)	
	.0182		01/05/07		6.29	6.30	(.01)	
	.0262		01/08/07		9.08	9.03		.05
	.0242		01/12/07		8.39	8.56	(.17)	
125002100	14	ALLEGHANY CORP DEL	12/13/05	08/05/08	5,180.11	3,849.41		1,330.70
125002200	7.671	ALLEGHANY CORP DEL	12/13/05	12/15/08	2,224.48	2,109.20		115.28
	6.3372		12/20/05		1,837.69	1,712.67		125.02
	11.8183		12/28/05		3,369.13	3,149.44		219.69
	1.3735		01/05/06		398.30	376.38		21.92
125002500	83	ALPHARMA INC CL A	04/16/07	08/05/08	2,074.98	2,064.41		10.57
125002600	388	ALPHARMA INC CL A	04/16/07	08/22/08	13,394.65	9,650.49		3,744.16
	808		05/31/07		27,894.02	19,640.38		8,253.64
	129		06/18/07		4,453.38	3,405.60		1,047.78
	379		06/20/07		13,083.95	9,807.53		3,276.42
125003000	146	AMERICAN EQUITY INVESTMENT	01/10/06	02/21/08	1,329.46	1,953.48	(624.02)	
	1,948	LIFE HOLDING COMPANY	05/24/08		17,720.08	24,577.98	(6,857.90)	
	88		10/19/06		801.32	1,103.52	(302.20)	
125003100	35	AMERICAN EQUITY INVESTMENT	10/19/06	02/22/08	327.28	438.90	(111.62)	
	710	LIFE HOLDING COMPANY	11/14/06		6,639.14	9,258.40	(2,619.26)	
125003200	985	AMERICAN EQUITY INVESTMENT	12/15/06	02/27/08	9,767.94	12,814.85	(3,046.91)	
	436	LIFE HOLDING COMPANY	12/26/06		4,323.68	5,602.60	(1,278.92)	
	182		01/05/07		1,804.83	2,351.44	(546.61)	
125003300	166	AMERICAN EQUITY INVESTMENT	01/05/07	02/28/08	1,604.26	2,144.72	(540.46)	
	315	LIFE HOLDING COMPANY	01/08/07		3,044.22	3,969.00	(924.78)	
	346		01/12/07		3,343.81	4,356.14	(1,012.33)	
125003600	779	AMERISTAR CASINOS INC	11/24/06	01/09/08	18,912.26	23,827.27	(4,915.01)	
	304		12/05/06		7,380.40	9,736.03	(2,355.63)	
125003700	60	AMERISTAR CASINOS INC	12/05/06	01/16/08	1,224.66	1,921.58	(696.92)	
	225		12/15/06		4,592.47	7,010.78	(2,418.31)	
	507		12/21/06		10,348.37	15,701.64	(5,353.27)	
	163		12/26/06		3,326.99	4,981.12	(1,654.13)	
	88		01/05/07		1,796.17	2,577.43	(781.26)	
	101		01/08/07		2,061.51	2,936.98	(875.47)	
125003800	13	AMERISTAR CASINOS INC	01/08/07	06/05/08	233.63	378.03	(144.40)	
	103		01/12/07		1,851.10	3,035.31	(1,184.21)	

2  
0  
0  
8  
  
Y  
E  
A  
R  
  
E  
N  
D  
  
S  
U  
M  
M  
A  
R  
Y



Ref: 00009227 00080793

CITI GLOBAL IMPACT FUNDING

Account Number 692-17589-15 643

Details of Long Term Gain (Loss) 2008 - continued

Reference number	Quantity	Security Description	Opening Trade Date	Closing Trade Date	Sale Proceeds	Cost	(Loss)	Gain
125003900	314	ARIBA INC-NEW	01/29/07	05/13/08	\$ 3,985.89	\$ 2,878.78		\$ 1,107.11
	2,041		02/01/07		25,908.30	19,419.09		6,489.21
	47		02/15/07		596.62	506.21		90.41
125004000	1,808	ARIBA INC-NEW	02/15/07	06/16/08	27,663.33	19,473.07		8,190.26
	516		03/02/07		7,895.06	4,728.00		3,167.06
125004100	1,462	ARIBA INC-NEW	03/02/07	08/08/08	25,092.16	13,396.02		11,696.14
125004200	272	ARIBA INC-NEW	03/02/07	09/10/08	4,115.09	2,492.28		1,622.81
	894		06/18/07		13,525.34	8,813.05		4,712.29
125004300	1,290	ARIBA INC-NEW	06/18/07	10/09/08	14,075.50	12,716.82		1,358.68
125004400	750	ARIBA INC-NEW	06/18/07	10/13/08	8,515.00	7,393.50		1,121.50
	583		06/20/07		6,618.99	5,718.64		900.35
125004500	53	ARIBA INC-NEW	06/20/07	10/14/08	592.01	519.88		72.13
125004700	4,169	ARRIS GROUP INC	01/17/07	02/15/08	22,885.89	56,067.21	(33,181.32)	
	1,176		02/02/07		6,455.70	16,914.76	(10,459.06)	
125005000	60	ATWOOD OCEANICS INC	02/22/07	04/04/08	5,804.36	3,060.83		2,743.53
125005100	89	ATWOOD OCEANICS INC	02/22/07	04/17/08	9,552.68	4,540.23		5,012.45
	82		03/19/07		8,801.34	4,436.62		4,364.72
125005200	39	ATWOOD OCEANICS INC	03/19/07	06/05/08	4,133.58	2,110.10		2,023.48
125005300	384	ATWOOD OCEANICS INC	03/19/07	07/02/08	46,533.73	20,776.36		25,757.37
125005400	634	ATWOOD OCEANICS INC	03/19/07	12/03/08	9,991.66	17,151.31	(7,159.65)	
	100		06/18/07		1,575.97	3,413.00	(1,837.03)	
	132		06/20/07		2,080.28	4,474.80	(2,394.52)	
125005800	574	BALLY TECHNOLOGIES INC	02/14/07	05/14/08	24,596.22	11,570.81		13,025.41
125006300	376	BILL BARRETT CORP	04/11/07	05/06/08	20,707.33	13,481.89		7,225.44
125006400	56	BILL BARRETT CORP	04/11/07	06/05/08	3,122.54	2,007.94		1,114.60
125006500	50	BILL BARRETT CORP	04/11/07	10/29/08	936.12	1,792.81	(856.69)	
	513		06/06/07		9,604.59	19,167.89	(9,563.30)	
	89		06/18/07		1,666.29	3,387.34	(1,721.05)	
	302		06/20/07		5,654.16	11,774.98	(6,120.82)	
125006900	147	BEBE STORES INC	03/28/06	01/08/08	1,727.76	2,721.68	(993.92)	
	23		04/06/06		270.33	442.82	(172.49)	
125007000	421	BEBE STORES INC	04/06/06	01/09/08	4,913.33	8,105.56	(3,192.23)	
	338		04/10/06		3,944.67	6,666.58	(2,721.91)	
125007100	54	BEBE STORES INC	04/10/06	01/11/08	546.01	1,065.07	(519.06)	
	539		05/03/06		5,450.01	9,478.32	(4,028.31)	
	147		05/24/06		1,486.37	2,199.12	(712.75)	

2  
0  
0  
8  
  
Y  
E  
A  
R  
  
E  
N  
D  
  
S  
U  
M  
M  
A  
R  
Y

Ref: 00009227 00080794

CITI GLOBAL IMPACT FUNDING

Account Number 692-17589-15 643

2  
0  
0  
8  
  
Y  
E  
A  
R  
  
E  
N  
D  
  
S  
U  
M  
M  
A  
R  
Y

Details of Long Term Gain/Loss 2008 - continued

Reference number	Quantity	Security Description	Opening Trade Date	Closing Trade Date	Sale Proceeds	Cost	(Loss)	Gain
	108		10/19/06		\$ 1,092.03	\$ 2,697.73	(\$ 1,605.70)	
	295		11/14/06		2,982.85	6,931.62	(3,948.77)	
	425		12/15/06		4,297.32	8,737.36	(4,440.04)	
	732		12/21/06		7,401.50	14,650.98	(7,249.48)	
	445		12/26/06		4,499.55	8,717.55	(4,218.00)	
	73		01/05/07		738.13	1,281.15	(543.02)	
	39		01/08/07		394.34	666.12	(271.78)	
125007300	494	BELDEN INC	06/21/07	08/08/08	19,810.64	28,815.61	(9,204.97)	
	52	TRADE AS OF 08/08/08	06/25/07		2,064.28	2,971.04	(906.76)	
125007400	93	BELDEN INC	06/25/07	08/11/08	3,750.31	5,313.58	(1,563.27)	
125007500	98	BELDEN INC	06/25/07	11/03/08	2,113.53	5,599.28	(3,485.73)	
	406		07/09/07		8,756.07	23,598.48	(14,840.41)	
	87		07/16/07		1,876.30	5,091.24	(3,214.94)	
125007600	671	BELDEN INC	07/16/07	12/16/08	12,118.86	39,266.92	(27,148.06)	
	11		11/29/07		198.67	509.16	(310.49)	
125007700	1,331	BOOKHAM INC	04/17/06	04/04/08	1,919.95	8,669.60	(6,749.65)	
125007800	1,381	BOOKHAM INC	04/17/06	10/14/08	1,213.48	8,995.28	(7,781.80)	
	1,823		04/19/06		1,601.88	11,250.10	(9,648.24)	
	621		04/25/06		545.67	3,722.27	(3,176.60)	
	2,101		05/05/06		1,848.14	11,320.19	(9,474.05)	
	2,034		05/19/06		1,787.26	8,733.18	(6,945.92)	
	710		05/24/06		623.87	2,955.45	(2,331.58)	
	2,686		09/05/06		2,360.17	7,904.90	(5,544.73)	
	515		10/19/06		452.53	1,920.95	(1,468.42)	
	264		11/14/06		231.98	1,029.57	(797.59)	
125007900	1,757	BOOKHAM INC	11/14/06	10/28/08	890.44	6,852.13	(5,961.69)	
	3,148		12/15/06		1,595.40	12,837.54	(11,242.14)	
	1,549		12/26/06		785.03	6,226.53	(5,441.50)	
	1,287		01/05/07		652.25	5,135.13	(4,482.88)	
	1,344		01/08/07		681.13	5,295.36	(4,614.23)	
	1,512		01/12/07		766.28	5,080.32	(4,314.04)	
	423		06/18/07		214.38	850.23	(635.85)	
	430		06/20/07		217.92	894.40	(676.48)	
125008800	491	CATALYST HEALTH SOLUTIONS INC	02/02/07	11/24/08	10,098.14	12,643.25	(2,545.11)	
125010600	128	CHEESECAKE FACTORY INC	08/31/06	01/07/08	2,512.67	3,149.21	(636.54)	
	631		09/13/06		12,386.65	16,872.88	(4,486.23)	
	144		10/19/06		2,826.75	3,857.76	(1,031.01)	

Ref: 0009227 00080795

CITI GLOBAL IMPACT FUNDING

Account Number 692-17589-15 643

Details of Long Term Gain (Loss) 2008 (continued)

Reference number	Quantity	Security Description	Opening Trade Date	Closing Trade Date	Sale Proceeds	Cost	(Loss)	Gain
	452		11/14/06		\$ 8,872.85	\$ 12,038.57	(\$ 3,165.72)	
	24		12/15/08		471.12	822.56	(151.44)	
125010700	537	CHEESECAKE FACTORY INC	12/15/06	02/04/08	11,514.86	13,929.78	(2,414.92)	
	27		12/26/06		578.96	669.33	(90.37)	
125010800	112	CHEESECAKE FACTORY INC FULL PRICE IS 18.63021400	12/26/06	06/05/08	2,086.56	2,776.48	(689.92)	
125010900	112	CHEESECAKE FACTORY INC	12/26/06	07/29/08	1,888.88	2,776.48	(1,187.62)	
	618		01/03/07		8,767.08	15,586.99	(6,799.91)	
	206		01/05/07		2,922.36	5,131.05	(2,208.69)	
	162		01/08/07		2,298.17	3,981.80	(1,683.63)	
	236		01/12/07		3,347.95	6,545.61	(3,197.66)	
	125		06/18/07		1,773.28	3,388.75	(1,615.47)	
	231		06/20/07		3,277.02	6,222.91	(2,945.89)	
125011300	163	CHOICE HOTELS INTL INC	03/15/07	05/19/08	5,572.71	5,981.01	(408.30)	
	430		03/19/07		14,701.01	15,597.35	(896.34)	
	68		03/20/07		2,324.81	2,446.90	(122.09)	
	579		04/30/07		19,795.09	21,808.85	(2,013.76)	
125011400	166	CINCINNATI BELL INC	06/17/05	03/25/08	726.81	703.57		23.24
	22		06/20/05		96.32	91.54		4.78
	275		08/10/05		1,204.05	1,141.25		62.80
	202		08/30/05		884.43	848.40		36.03
	456		09/30/05		1,896.53	2,010.96	(114.43)	
	790		11/01/05		3,458.90	3,094.04		364.86
	895		11/17/05		3,918.62	3,318.75		599.87
	304		12/08/05		1,331.02	1,113.64		217.38
	44		12/09/05		192.65	168.52		24.13
	1,905		12/13/05		8,340.76	7,258.05		1,082.71
	365		12/20/05		1,598.10	1,339.55		258.55
	202		12/28/05		884.41	717.10		167.31
125011500	434	CINCINNATI BELL INC	12/28/05	04/04/08	1,926.94	1,540.70		386.24
125011600	128	CINCINNATI BELL INC	12/28/05	06/05/08	549.11	454.40		94.71
	115		01/05/06		493.35	440.45		52.90
125011700	675	CINCINNATI BELL INC	01/05/06	09/23/08	2,139.06	2,585.25	(446.19)	
	624		01/06/06		1,977.44	2,377.44	(400.00)	
	1,096		01/10/06		3,473.20	3,989.44	(516.24)	
	484		05/24/06		1,533.79	1,834.36	(300.57)	
	248		10/19/06		785.91	1,153.20	(367.29)	
	112		11/14/06		354.93	505.12	(150.19)	

2008 YEAR END SUMMARY

Ref: 00009227 00080796

CITI GLOBAL IMPACT FUNDING  
Account Number 692-17589-15 643

Details of Long Term Gain (Loss) 2008 - Continued

2  
0  
0  
8  
Y  
E  
A  
R  
E  
N  
D  
S  
U  
M  
M  
A  
R  
Y

Reference number	Quantity	Security Description	Opening Trade Date	Closing Trade Date	Sale Proceeds	Cost	(Loss)	Gain
125011800	263	CININNATI BELL INC	11/14/06	09/24/08	\$ 832.83	\$ 1,186.13	(\$ 353.30)	
125011900	1,167	CININNATI BELL INC	11/14/06	09/25/08	3,711.27	5,283.17	(1,551.90)	
	1,149		12/15/06		3,654.02	5,400.30	(1,746.28)	
125012000	1,205	CININNATI BELL INC	12/15/06	10/10/08	2,274.30	5,663.50	(3,389.20)	
	1,213		12/28/06		2,289.40	5,604.06	(3,314.66)	
	994		01/05/07		1,876.06	4,492.88	(2,616.82)	
	297		01/08/07		560.55	1,327.59	(787.04)	
	202		01/12/07		381.26	949.40	(568.14)	
125012100	570	CININNATI BELL INC	01/12/07	10/13/08	1,218.03	2,679.00	(1,460.97)	
	1,024		06/18/07		2,188.17	5,959.68	(3,771.51)	
	1,070		06/20/07		2,286.47	6,238.10	(3,951.63)	
	1,022		09/17/07		2,183.90	4,843.56	(2,659.66)	
	958		09/24/07		2,047.13	4,789.43	(2,742.30)	
125012200	2,087	CININNATI BELL INC	09/24/07	10/14/08	4,795.62	10,333.76	(5,538.14)	
125012600	1,434	CINEMARK HOLDINGS INC	04/25/07	05/30/08	20,781.69	27,325.15	(6,543.46)	
125012700	1,177	CINEMARK HOLDINGS INC	04/25/07	07/17/08	14,334.13	22,427.97	(8,093.84)	
	182		06/18/07		2,216.49	3,408.86	(1,192.37)	
	145		06/20/07		1,765.89	2,672.35	(906.46)	
125013400	697	COINSTAR INC	11/28/06	02/01/08	20,630.97	23,001.00	(2,370.03)	
	167		11/30/06		4,943.14	5,490.74	(547.60)	
125013500	94	COINSTAR INC	11/30/06	04/04/08	2,879.20	3,090.60	(211.40)	
125013600	109	COINSTAR INC	11/30/06	05/02/08	3,952.05	3,583.78		368.27
	362		12/13/06		13,125.14	11,453.86		1,671.28
	158		12/15/06		5,728.65	4,842.56		886.09
125013700	55	COINSTAR INC	12/15/06	06/05/08	2,081.73	1,685.70		396.03
125014300	39	COLLECTIVE BRANDS INC	10/30/07	12/04/08	351.60	714.63	(363.03)	
	1,152		11/27/07		10,658.92	17,892.06	(7,233.14)	
	27		11/29/07		249.82	416.32	(166.50)	
125014800	25	COMMSCOPE INC	12/15/06	04/04/08	957.24	786.25		170.99
125014900	75	COMMSCOPE INC	12/15/06	05/08/08	3,796.81	2,358.75		1,438.06
	207		12/26/06		10,479.19	6,230.70		4,248.49
	107		01/05/07		5,416.78	3,211.07		2,205.71
	88		01/08/07		4,454.92	2,651.44		1,803.48
	51		01/12/07		2,581.83	1,589.67		992.16
125015000	19	COMMSCOPE INC	01/12/07	06/05/08	1,059.24	592.23		467.01

Ref: 00009227 00080797

CITI GLOBAL IMPACT FUNDING  
Account Number 692-17589-15 643

Details of Long-Term Gain (Loss) 2008 (continued)

Reference number	Quantity	Security Description	Opening Trade Date	Closing Trade Date	Sale Proceeds	Cost	(Loss)	Gain		
125015100	93	COMMSCOPE INC	01/12/07	06/25/08	5,037.76	2,898.81		2,138.95		
	91		06/18/07		4,929.42				5,112.38	(182.96)
	64		06/20/07		3,466.85				3,557.76	(90.91)
125015300	204	COMSTOCK RES INC NEW	06/27/06	03/25/08	7,573.29	5,894.05		1,679.24		
	291		11/14/06		10,803.08				8,081.07	
125015400	142	COMSTOCK RES INC NEW	11/14/06	04/23/08	6,363.61	3,943.34		2,420.27		
	365		12/07/06		18,357.16				11,327.92	5,029.24
	110		12/15/06		4,929.55				3,674.00	1,255.55
125015500	83	COMSTOCK RES INC NEW	12/15/06	06/05/08	5,175.02	2,772.20		2,402.82		
125015600	388	COMSTOCK RES INC NEW	12/15/06	06/10/08	25,544.61	12,291.20		13,253.41		
125015700	15	COMSTOCK RES INC NEW	12/15/06	06/30/08	1,253.35	501.00		752.35		
	319		12/26/06		26,654.66				9,955.99	16,698.67
	146		01/05/07		12,199.31				4,196.04	8,003.27
125015800	55	COMSTOCK RES INC NEW	01/05/07	07/23/08	3,319.96	1,580.70		1,739.26		
	69		01/08/07		4,165.04				1,998.24	2,166.80
	197		01/12/07		11,891.51				5,680.38	6,211.13
125015900	30	COMSTOCK RES INC NEW	01/12/07	10/29/08	1,224.90	865.03		359.87		
	217		06/18/07		8,860.09				6,818.14	2,040.95
	20		06/20/07		816.60				615.11	201.49
125016000	212	COMSTOCK RES INC NEW	06/20/07	12/12/08	9,698.39	6,520.21		3,178.18		
	53		11/15/07		2,424.60				1,743.52	681.08
125016800	909	DOLLAR FINANCIAL CORP	02/23/07	04/04/08	21,026.23	25,588.35	(4,562.12)			
	694		03/07/07		16,053.03				17,418.15	(1,365.12)
125016900	139	DOLLAR FINANCIAL CORP	03/07/07	04/24/08	3,200.89	3,488.65	(287.76)			
125017600	24	FELCOR LODGING TR INC	10/10/05	06/05/08	341.10	337.00		4.10		
	119		12/08/05		1,691.29				2,050.37	(359.08)
	97		12/09/05		1,378.61				1,689.74	(311.13)
	125		12/13/05		1,776.57				2,125.00	(348.43)
125017700	405	FELCOR LODGING TR INC	12/13/05	11/17/08	551.16	6,885.00	(6,333.84)			
	80		12/20/05		108.87				1,333.60	(1,224.73)
	173		12/28/05		235.43				2,953.11	(2,717.68)
	185		01/06/06		251.76				3,276.35	(3,024.59)
	258		01/10/06		351.11				4,641.42	(4,290.31)
	176		05/24/06		239.52				3,680.16	(3,440.64)
	381		10/10/06		518.50				7,787.91	(7,269.41)
	76		10/19/06		103.43				1,542.04	(1,438.61)
481	11/07/06	654.59	9,742.90	(9,088.31)						

2  
0  
0  
8  
  
Y  
E  
A  
R  
  
E  
N  
D  
  
S  
U  
M  
M  
A  
R  
Y

Ref: 00009227 00080798

CITI GLOBAL IMPACT FUNDING

Account Number 692-17589-15 643

2  
0  
0  
8  
  
Y  
E  
A  
R  
  
E  
N  
D  
  
S  
U  
M  
M  
A  
R  
Y

Details of Long Term Gain (Loss) 2008 - continued

Reference number	Quantity	Security Description	Opening Trade Date	Closing Trade Date	Sale Proceeds	Cost	(Loss)	Gain
	580		11/14/06		\$ 789.32	\$ 12,040.80	(\$ 11,251.48)	
	385		12/15/06		523.94	8,309.73	(7,785.79)	
125017800	425	FELCOR LODGING TR INC	12/16/06	11/18/08	533.63	9,173.07	(8,639.44)	
	367		12/26/06		460.80	8,085.01	(7,624.21)	
	303		01/05/07		380.44	8,417.54	(6,037.10)	
	127		01/08/07		159.46	2,656.84	(2,497.38)	
	225		01/12/07		282.51	5,091.75	(4,809.24)	
	986		02/27/07		1,238.01	23,597.64	(22,359.63)	
	427		06/18/07		536.14	10,199.75	(9,663.61)	
	73		06/20/07		91.66	1,790.69	(1,699.03)	
	459		08/08/07		576.32	10,396.99	(9,820.67)	
125017900	634	FELCOR LODGING TR INC	08/08/07	11/19/08	669.69	14,360.99	(13,691.30)	
125018000	1,208	FINISAR CORP	11/14/06	04/04/08	1,669.44	4,529.76	(2,860.32)	
	180		12/15/06		248.76	622.75	(373.99)	
125018100	553	FINISAR CORP	12/15/06	06/05/08	1,035.21	1,913.22	(878.01)	
125018800	57	FOUNDATION COAL HOLDINGS INC	04/26/07	06/05/08	4,128.20	2,245.02		1,881.18
125018900	247	FOUNDATION COAL HOLDINGS INC	04/26/07	06/27/08	21,423.65	9,728.42		11,695.23
	36		05/21/07		3,122.47	1,537.19		1,585.28
125019100	37	GASCO ENERGY INC	09/30/05	03/12/08	98.05	251.60	(153.55)	
	21		12/08/05		55.65	162.33	(106.68)	
	460		12/09/05		1,219.03	3,374.79	(2,155.76)	
	762		12/13/05		2,019.35	5,715.00	(3,695.65)	
	330		12/20/05		874.52	2,207.70	(1,333.18)	
	139		12/28/05		368.36	909.06	(540.70)	
125019200	161	GASCO ENERGY INC	12/28/05	03/12/08	426.65	1,052.94	(626.29)	
	187		01/05/06		495.56	1,284.69	(789.13)	
125019300	615	GASCO ENERGY INC	01/05/08	04/04/08	1,648.80	4,225.05	(2,576.25)	
	211		01/06/06		565.69	1,487.55	(921.86)	
	615		01/10/06		1,648.80	4,311.15	(2,662.35)	
	1,380		02/17/06		3,699.76	8,174.43	(4,474.67)	
	49		05/24/06		131.37	202.37	(71.00)	
125019400	485	GASCO ENERGY INC	05/24/06	04/18/08	1,558.49	2,003.05	(444.56)	
	386		08/11/06		1,240.36	1,164.18		76.18
125019500	1,738	GASCO ENERGY INC	08/11/06	04/18/08	5,583.47	5,241.80		341.67
	276		10/19/06		886.67	770.04		116.63
	644		10/30/06		2,068.90	1,719.87		349.03
125019600	1,082	GASCO ENERGY INC	10/30/06	05/15/08	3,894.42	2,889.59		1,004.83
	1,707		11/01/06		6,143.97	4,465.17		1,678.80

Ref. 00009227 00080799

CITI GLOBAL IMPACT FUNDING

Account Number 692-17589-15 643

Details of Long-Term Gain (Loss) 2008 - continued

Reference number	Quantity	Security Description	Opening Trade Date	Closing Trade Date	Sale Proceeds	Cost	(Loss)	Gain
	2,043		11/14/06		\$ 7,353.32	\$ 5,100.15		\$ 2,253.17
	248		12/05/06		892.62	800.54		92.08
125018700	3,097	GASCO ENERGY INC	12/05/06	05/19/08	12,325.99	9,997.12		2,328.87
	1,667		12/15/06		6,236.62	4,403.27		1,833.35
125018800	514	GASCO ENERGY INC	12/15/06	06/05/08	2,072.27	1,444.34		627.93
125019900	123	GAYLORD ENTERTAINMENT CO	02/24/06	01/22/08	3,381.55	5,552.86	(2,171.31)	
	249	NEW	03/02/06		6,845.58	11,129.68	(4,284.10)	
	198		05/09/06		5,443.47	9,487.09	(4,043.62)	
	58		05/10/06		1,594.55	2,778.89	(1,184.34)	
	59		05/24/06		1,622.04	2,552.34	(930.30)	
	16		10/19/06		439.88	768.64	(328.76)	
	252		11/07/06		6,928.06	12,101.34	(5,173.28)	
125020000	5	GAYLORD ENTERTAINMENT CO	11/07/06	06/05/08	137.40	240.11	(102.71)	
	71	NEW	11/14/06		1,951.06	3,494.62	(1,543.56)	
125020100	136	GAYLORD ENTERTAINMENT CO	11/14/06	07/18/08	3,685.10	6,693.92	(3,008.82)	
	238	NEW	12/05/06		6,448.93	11,821.60	(5,372.67)	
	159		12/13/06		4,308.32	8,031.22	(3,722.90)	
	377		12/15/06		10,215.33	19,128.98	(8,913.65)	
125020200	25	GAYLORD ENTERTAINMENT CO	12/15/06	09/19/08	864.82	1,268.50	(403.68)	
	207	NEW	12/26/06		7,160.75	10,577.70	(3,416.95)	
	126		01/05/07		4,358.72	6,441.12	(2,082.40)	
	78		01/08/07		2,698.25	3,995.94	(1,297.69)	
	175		01/12/07		6,053.77	9,422.00	(3,368.23)	
	74		06/18/07		2,559.89	4,086.27	(1,526.38)	
125020600	95	GENERAL CABLE CORP	11/29/07	12/03/08	1,460.28	7,073.63	(5,613.35)	
125020600	163	GENESEE & WYOMING INC CLASS A	11/14/06	01/02/08	3,817.06	4,264.08	(447.02)	
	378		12/15/06		8,851.83	10,483.72	(1,631.89)	
	187		12/26/06		4,379.08	4,983.55	(604.47)	
125021100	1	HAIN CELESTIAL GROUP INC	01/10/06	04/04/08	29.73	21.21		8.52
	226		01/27/06		6,717.85	4,969.69		1,748.16
125021200	116	HAIN CELESTIAL GROUP INC	01/27/06	06/05/08	3,363.98	2,550.82		813.16
	63		01/30/06		1,826.99	1,381.86		445.13
125021300	15	HAIN CELESTIAL GROUP INC	01/30/06	09/19/08	430.77	329.01		101.76
	464		04/04/06		13,325.17	12,256.93		1,068.24
	176		05/24/06		5,054.37	4,406.25		648.12
	337		07/26/06		9,677.98	7,432.67		2,245.31
125021400	707	HEALTH EXTRAS INC	01/25/07	04/18/08	19,140.07	17,792.15		1,347.92
	349		02/02/07		9,448.21	8,986.75		461.46

2  
0  
8  
  
Y  
E  
A  
R  
  
E  
N  
D  
  
S  
U  
M  
M  
A  
R  
Y

Ref: 00009227 00080800

CITI GLOBAL IMPACT FUNDING

Account Number 692-17589-15 643

Details of Long Term Gains (Loss) 2008 (Continued)

Reference number	Quantity	Security Description	Opening Trade Date	Closing Trade Date	Sale Proceeds	Cost	(Loss)	Gain
125021500	784	HEALTH EXTRAS INC	02/02/07	05/21/08	\$ 22,549.02	\$ 18,673.00		\$ 2,876.02
125021600	34	HELMERICH & PAYNE INC	05/24/06	02/04/08	1,409.81	1,055.02		354.79
	225		07/25/06		9,329.66	5,917.37		3,412.29
	285		11/14/06		11,817.56	6,928.35		4,889.21
	368		12/15/06		15,259.17	9,910.24		5,348.93
	229		12/26/06		9,495.52	5,612.79		3,882.73
	83		01/05/07		3,441.61	1,915.64		1,525.97
	85		01/08/07		3,524.54	1,975.40		1,549.14
	79		01/12/07		3,275.74	1,902.32		1,373.42
125021700	11	HELMERICH & PAYNE INC	01/12/07	03/03/08	504.09	264.88		239.21
125022100	766	HERCULES OFFSHORE INC	04/11/07	05/07/08	22,939.88	19,914.24		3,025.64
125022200	633	HERCULES OFFSHORE INC	04/11/07	05/16/08	21,786.34	16,456.54		5,329.80
125022300	120	HERCULES OFFSHORE INC TRADE AS OF 05/19/08	04/11/07	05/19/08	4,151.90	3,119.72		1,032.18
125022400	92	HERCULES OFFSHORE INC	04/11/07	06/05/08	3,111.42	2,391.79		719.63
125022500	1,265	HERCULES OFFSHORE INC	04/11/07	09/15/08	20,165.88	32,887.09	(12,721.21)	
125022600	15	HERCULES OFFSHORE INC	04/11/07	09/18/08	269.37	389.97	(120.60)	
	620	TRADE AS OF 09/18/08	04/24/07		11,133.83	17,667.77	(6,533.94)	
125022700	3	HERCULES OFFSHORE INC	04/24/07	10/06/08	26.85	85.49	(58.64)	
	634		05/15/07		5,673.82	20,065.91	(14,392.09)	
	265		06/18/07		2,371.55	9,351.81	(6,980.26)	
	51		06/20/07		456.41	1,791.63	(1,335.22)	
	825		06/20/07		7,383.13	29,349.38	(21,966.25)	
125022900	817	HEXCEL CORP NEW	06/25/07	11/04/08	10,210.64	16,798.67	(6,588.03)	
	323		06/26/07		4,036.77	6,726.90	(2,690.13)	
125024400	100	ISLE OF CAPRIS CASINOS INC	08/02/06	04/29/08	697.44	2,259.19	(1,561.75)	
	429		08/25/06		2,992.00	9,047.57	(6,055.57)	
	303		10/05/06		2,113.22	7,132.56	(5,019.34)	
125024500	80	ISLE OF CAPRIS CASINOS INC	10/05/06	05/02/08	560.24	1,883.18	(1,322.94)	
	285		10/10/06		1,995.84	6,806.34	(4,810.50)	
	48		10/19/06		336.14	1,157.76	(821.62)	
	297		11/14/06		2,079.88	8,022.72	(5,942.84)	
125024600	371	ISLE OF CAPRIS CASINOS INC	11/14/06	05/06/08	2,402.89	10,021.64	(7,618.95)	
	540		12/15/06		3,497.18	15,178.73	(11,681.55)	
	349		12/26/06		2,260.22	9,339.24	(7,079.02)	
	150		01/05/07		971.44	3,843.50	(2,872.06)	

2  
0  
0  
8  
Y  
E  
A  
R  
E  
N  
D  
S  
U  
M  
M  
A  
R  
Y



Ref: 00009227 00080801

CITI GLOBAL IMPACT FUNDING  
Account Number 692-17589-15 643

Details of Long Term Gain (Loss) 2008 continued

Reference number	Quantity	Security Description	Opening Trade Date	Closing Trade Date	Sale Proceeds	Cost	(Loss)	Gain
	103		01/08/07		\$ 667.06	\$ 2,651.25	(\$ 1,984.19)	
	322		01/12/07		2,085.36	8,721.98	(6,636.62)	
125025000	193	KANSAS CITY SOUTHERN INDS NEW	12/13/05	01/07/08	5,850.36	4,747.80		1,102.56
	80		12/20/05		2,425.02	1,935.20		489.82
	150		12/28/05		4,546.91	3,681.00		865.91
	153		01/05/06		4,637.85	3,847.95		789.90
	191		01/06/06		5,789.73	4,752.08		1,037.65
	125		01/10/06		3,789.08	3,226.00		563.08
125025100	68	KANSAS CITY SOUTHERN INDS NEW	01/10/06	02/05/08	2,552.05	1,754.40		797.65
	154		05/24/08		5,779.63	4,042.50		1,737.13
	66		10/19/08		2,476.98	1,910.70		566.28
	373		11/14/06		13,998.72	10,332.10		3,666.62
125025200	95	KANSAS CITY SOUTHERN INDS NEW	11/14/06	04/03/08	3,853.98	2,631.50		1,222.48
	533		12/15/06		21,678.96	15,147.86		6,531.10
	13		12/26/06		528.75	366.99		161.76
125025300	166	KANSAS CITY SOUTHERN INDS NEW	12/26/06	06/05/08	8,291.72	4,686.18		3,605.54
125025400	86	KANSAS CITY SOUTHERN INDS NEW	12/26/06	07/31/08	4,724.04	2,427.78		2,296.26
	159		01/05/07		8,733.98	4,496.52		4,237.46
	139		01/08/07		7,635.37	3,965.67		3,669.70
	2		01/12/07		109.86	59.22		50.64
125025500	243	KANSAS CITY SOUTHERN INDS NEW	01/12/07	08/06/08	12,464.20	7,195.23		5,268.97
	160		06/18/07		8,206.88	6,469.97		1,736.91
125025600	71	KANSAS CITY SOUTHERN INDS NEW	06/18/07	09/25/08	3,375.03	2,871.05		503.98
	201		06/20/07		9,554.66	7,999.80		1,554.86
125026000	428	KIRBY CORP	02/28/07	03/18/08	21,748.97	15,531.99		6,216.98
125026100	307	KIRBY CORP	02/28/07	04/24/08	17,731.73	11,140.94		6,590.79
125027200	315	LIFEPOINT HOSPS INC	12/15/06	01/28/08	8,534.10	10,493.38	(1,959.28)	
	256		12/26/06		6,935.65	8,720.92	(1,785.27)	
	137		01/05/07		3,711.66	4,508.67	(797.01)	
	79		01/08/07		2,140.30	2,647.29	(506.99)	
	77		01/12/07		2,086.12	2,543.81	(457.69)	
125027300	209	LIFEPOINT HOSPS INC	01/12/07	01/31/08	5,649.06	6,904.63	(1,255.57)	
125027700	45	MAGELLAN HEALTH SVCS INC-NEW	01/10/06	06/05/08	1,794.63	1,427.54		367.09
	85	FULL PRICE IS 39 88092300	05/24/06		3,389.86	3,409.35	(19.49)	
125027800	24	MAGELLAN HEALTH SVCS INC-NEW	05/24/06	07/31/08	992.15	962.84		29.31
	222		11/14/06		9,177.40	9,738.14	(560.74)	

2008 YEAR END SUMMARY

Ref: 00009227 00080802

CITI GLOBAL IMPACT FUNDING  
Account Number 692-17589-15 643

Details of Long Term Gain (Loss) 2008 *continued*

Reference number	Quantity	Security Description	Opening Trade Date	Closing Trade Date	Sale Proceeds	Cost	(Loss)	Gain
	271		12/14/08		\$ 11,203.05	\$ 11,272.57	(\$ 69.52)	
	38		12/15/06		1,570.91	1,605.88	(34.97)	
125027900	375	MAGELLAN HEALTH SVCS INC-NEW	12/15/06	10/14/08	15,061.00	15,847.50	(786.50)	
	81		12/28/06		3,253.17	3,499.20	(246.03)	
125028000	89	MARTEK BIOSCIENCES CORP	02/22/08	04/04/08	2,898.93	2,900.87	(3.94)	
125028100	89	MARTEK BIOSCIENCES CORP	02/22/08	07/30/08	3,380.97	2,900.88		480.11
	83		05/24/06		3,153.04	1,828.00		1,327.04
	299		06/19/06		11,358.55	8,488.61		2,869.94
	32		10/19/06		1,215.63	770.56		445.07
	166		11/14/06		6,306.10	4,039.78		2,266.32
125028200	195	MARTEK BIOSCIENCES CORP	11/14/06	10/10/08	4,558.80	4,745.52	(186.72)	
	262		12/15/06		6,125.16	6,303.33	(178.17)	
125028800	398	MARVEL ENTERTAINMENT INC	10/25/07	11/24/08	10,882.07	9,563.82		1,298.25
125029500	126	MICROS SYSTEMS INC	08/11/06	06/05/08	4,157.97	2,338.41		1,819.56
125029600	134	MICROS SYSTEMS INC	08/11/06	07/07/08	3,796.75	2,486.89		1,309.86
	60		10/19/06		1,700.04	1,516.50		183.54
	310		11/14/08		8,783.52	7,884.95		898.57
	360		12/15/06		10,200.22	9,320.40		879.82
	190		12/28/06		5,383.45	4,960.90		422.55
	148		01/05/07		4,193.42	3,833.94		359.48
	76		01/08/07		2,153.38	1,964.60		188.78
	218		01/12/07		6,176.80	5,808.80		368.00
	128		06/18/07		3,626.74	3,411.84		214.90
	168		06/20/07		4,760.10	4,444.44		315.66
	457		06/28/07		12,948.61	12,366.30		582.31
125029800	601	NATIONAL CINEMEDIA INC FULL PRICE IS 22.48833600	02/09/07	04/04/08	13,515.41	15,639.28	(2,123.87)	
125029900	206	NATIONAL CINEMEDIA INC	02/09/07	06/05/08	4,163.23	5,360.55	(1,197.32)	
125030000	1,385	NATIONAL CINEMEDIA INC	02/09/07	06/12/08	19,062.34	36,040.61	(16,978.27)	
	757		03/13/07		10,418.91	19,703.65	(9,284.74)	
125030100	57	NATIONAL FINANCIAL PARTNERS	10/11/06	04/04/08	1,423.51	2,367.02	(943.51)	
	10	CORP	10/19/06		249.74	392.20	(142.46)	
	88		10/27/06		2,197.69	3,431.15	(1,233.46)	
125030200	89	NATIONAL FINANCIAL PARTNERS CORP	10/27/06	06/05/08	2,077.24	3,470.13	(1,392.89)	
125030300	137	NATIONAL FINANCIAL PARTNERS	10/27/06	10/14/08	1,323.18	5,341.67	(4,018.49)	
	95	CORP	11/08/06		917.53	4,302.93	(3,385.40)	
	153		11/14/06		1,477.71	6,926.31	(5,448.60)	

2  
0  
8  
Y  
E  
A  
R  
E  
N  
D  
S  
U  
M  
M  
A  
R  
Y

Ref: 00009227 00080803

CITI GLOBAL IMPACT FUNDING

Account Number 692-17589-15 643

Details of Long Term Gain (Loss) 2008 *continued*

Reference number	Quantity	Security Description	Opening Trade Date	Closing Trade Date	Sale Proceeds	Cost	(Loss)	Gain
	285		12/11/06		\$ 2,752.60	\$ 12,812.15	(\$ 10,059.55)	
	301		12/15/06		2,907.13	12,807.55	(9,900.42)	
	115		12/26/06		1,110.70	4,977.20	(3,866.50)	
	87		01/05/07		840.27	3,854.10	(3,013.83)	
	76		01/08/07		734.03	3,306.00	(2,571.97)	
	81		01/12/07		782.32	3,615.03	(2,832.71)	
	21		04/26/07		202.81	963.48	(760.67)	
125030400	447	NATIONAL FINANCIAL PARTNERS	04/26/07	10/20/08	3,732.96	20,508.31	(16,775.35)	
	130	CORP	06/18/07		1,085.65	5,950.10	(4,864.45)	
	102		06/20/07		851.81	4,771.56	(3,919.75)	
125030500	31	NATIONAL FINANCIAL PARTNERS	08/20/07	10/21/08	255.30	1,450.18	(1,194.88)	
		CORP						
125031400	945	ON SEMICONDUCTOR CORP	12/12/06	04/04/08	6,389.11	7,124.26	(735.15)	
	53		12/15/06		358.33	410.17	(51.84)	
125031500	2,129	ON SEMICONDUCTOR CORP	12/15/06	05/07/08	19,402.53	16,476.33		2,926.20
	978		12/26/06		8,912.95	7,188.30		1,724.65
125031600	208	ON SEMICONDUCTOR CORP	12/26/06	05/08/08	2,030.44	1,528.80		501.64
	690		01/05/07		6,735.60	5,140.50		1,595.10
	1,415		01/12/07		13,812.87	11,629.89		2,182.98
125031700	1,262	ON SEMICONDUCTOR CORP	05/08/07	05/19/08	13,298.38	13,945.10	(646.72)	
125032400	745	PMC SIERRA INC	08/17/06	04/04/08	4,827.64	4,952.09	(124.45)	
125032500	1,522	PMC SIERRA INC	08/17/06	04/10/08	9,562.52	10,116.88	(554.36)	
	1,590		09/26/06		9,989.75	9,533.64		456.11
	244		10/19/06		1,533.02	1,539.64	(6.62)	
	760		11/14/06		4,774.98	5,850.63	(1,075.65)	
125032600	441	PMC SIERRA INC	11/14/06	04/23/08	3,435.50	3,394.91		40.59
	2,000		12/15/06		15,580.51	14,558.00		1,022.51
	769		12/26/06		5,990.71	4,989.43		1,001.28
	706		01/05/07		5,499.92	4,488.96		1,010.96
	105		01/08/07		817.98	673.04		144.94
125032700	205	PMC SIERRA INC	01/08/07	06/05/08	1,757.04	1,314.03		443.01
	522		01/11/07		4,474.04	3,405.22		1,068.82
125032800	2,768	PMC SIERRA INC	01/11/07	06/17/08	24,082.57	18,056.77		6,025.80
	1,017		03/30/07		8,848.25	6,927.80		1,920.45
125033100	318	PANERA BREAD CO CL A	09/18/06	01/04/08	9,889.26	18,567.51	(8,678.25)	
	18		10/19/06		559.77	1,177.56	(617.79)	
	148		10/25/06		4,602.55	9,506.47	(4,903.92)	
	77		11/14/06		2,394.57	4,626.16	(2,231.59)	

2  
0  
0  
8  
  
Y  
E  
A  
R  
  
E  
N  
D  
  
S  
U  
M  
M  
A  
R  
Y

Ref: 00009227 00080804

CITI GLOBAL IMPACT FUNDING  
Account Number 692-17589-15 643

Details of Long Term Gain (Loss) 2008 - continued

Reference number	Quantity	Security Description	Opening Trade Date	Closing Trade Date	Sale Proceeds	Cost	(Loss)	Gain
	278		12/06/06		\$ 8,645.33	\$ 15,711.50	(# 7,066.17)	
	93		12/15/06		2,892.15	5,205.21	(2,313.06)	
125033200	74	PANERA BREAD CO CL A	12/15/06	01/08/08	2,358.51	4,141.78	(1,783.27)	
	113		12/26/06		3,601.52	6,242.12	(2,640.60)	
	34		01/05/07		1,083.64	1,927.12	(843.48)	
125034100	589	PETROHAWK ENERGY CORP	04/12/07	04/28/08	14,754.60	8,159.54		6,595.06
125034200	922	PETROHAWK ENERGY CORP	04/12/07	05/13/08	24,420.41	12,772.65		11,647.76
125034300	4	PETROHAWK ENERGY CORP	04/12/07	05/30/08	118.09	55.41		62.68
	813		05/04/07		24,001.82	12,716.95		11,284.87
125034400	276	PETROHAWK ENERGY CORP	05/04/07	06/05/08	9,277.91	4,317.19		4,960.72
125034600	182	PETROHAWK ENERGY CORP	07/16/07	09/15/08	4,085.88	2,744.23		1,341.65
125035400	175	PINNACLE ENTMT INC	12/13/05	04/04/08	2,548.68	4,156.25	(1,607.57)	
	65		12/20/05		946.65	1,551.55	(604.90)	
	91		12/28/05		1,325.32	2,256.80	(931.48)	
125035500	176	PINNACLE ENTMT INC	12/28/05	06/05/08	2,427.94	4,364.80	(1,936.86)	
	270		01/05/06		3,724.68	6,898.50	(3,173.82)	
	8		01/06/06		82.77	153.14	(70.37)	
125035600	285	PINNACLE ENTMT INC	01/06/06	12/09/08	1,856.19	7,274.17	(5,417.98)	
	315		01/10/06		2,051.58	8,615.25	(6,563.67)	
	169		05/24/06		1,100.69	5,132.53	(4,031.84)	
	274		08/17/06		1,784.56	6,974.70	(5,190.14)	
125035700	103	PINNACLE ENTMT INC	08/17/06	12/10/08	679.18	2,621.87	(1,942.69)	
	86		10/19/06		567.08	2,707.28	(2,140.20)	
	532		11/14/06		3,507.99	16,660.59	(13,152.60)	
	67		12/15/06		441.79	2,302.00	(1,860.21)	
125036100	369	RTI INTL METALS INC	07/17/07	07/30/08	10,067.41	30,042.54	(19,975.13)	
	295		07/20/07		8,048.47	24,922.13	(16,873.66)	
	213		07/24/07		5,811.27	17,944.50	(12,133.23)	
125036500	317	SBA COMMUNICATIONS CORP	12/28/05	02/01/08	9,746.72	5,677.47		4,069.25
	254		01/06/06		7,809.68	4,749.80		3,059.88
	199		01/10/06		6,118.60	3,782.99		2,335.61
125036600	238	SBA COMMUNICATIONS CORP	01/10/06	02/06/08	6,979.56	4,524.38		2,455.18
	250		05/24/06		7,331.47	5,500.00		1,831.47
	16		07/14/06		469.21	361.60		107.61
	117		10/19/06		3,431.13	3,077.10		354.03
	167		11/14/06		4,897.42	4,657.38		240.04

2  
0  
0  
8  
  
Y  
E  
A  
R  
  
E  
N  
D  
  
S  
U  
M  
M  
A  
R  
Y

Ref: 00009227 00080805

CITI GLOBAL IMPACT FUNDING

Account Number 692-17589-15 643

Details of Long Term Gain (Loss) 2008 - continued

Reference number	Quantity	Security Description	Opening Trade Date	Closing Trade Date	Sale Proceeds	Cost	(Loss)	Gain	
125036700	513	SBA COMMUNICATIONS CORP	11/14/06	05/14/08	\$ 18,051.65	\$ 14,306.82		\$ 3,744.83	
	212		12/15/08		7,459.94			6,018.68	1,441.26
125036800	262	SBA COMMUNICATIONS CORP	12/15/06	06/05/08	9,363.82	7,438.18		1,925.64	
125036900	531	SBA COMMUNICATIONS CORP	12/15/06	07/23/08	19,402.10	15,075.09		4,327.01	
	51		12/26/06		1,863.48			1,378.53	484.95
125037000	49	SAVVIS INC-NEW	11/21/06	04/04/08	945.99	1,551.51	(605.52)		
	301		12/14/06		5,811.07			11,109.39	(5,298.32)
125037100	61	SAVVIS INC-NEW FULL PRICE IS 16.55793700	12/14/06	06/05/08	1,010.02	2,251.41	(1,241.39)		
	65		12/15/06		1,076.26			2,373.79	(1,297.53)
125038200	402	TEMPUR-PEDIC INTERNATIONAL INC	01/22/07	03/17/08	4,284.43	8,594.07	(4,309.64)		
125038300	941	TERREMARK WORLDWIDE INC NEW	03/15/07	04/04/08	5,790.39	7,011.96	(1,221.57)		
		FULL PRICE IS 6.15348800							
125038400	89	TERREMARK WORLDWIDE INC	03/15/07	12/12/08	345.32	663.19	(317.87)		
	382	NEW	03/16/07		1,482.15			2,880.81	(1,398.66)
	224		03/22/07		869.11			1,792.00	(922.89)
125038500	700	TERREMARK WORLDWIDE INC NEW	03/22/07	12/16/08	2,716.33	5,600.00	(2,883.67)		
125038600	1,481	TERREMARK WORLDWIDE INC NEW	03/22/07	12/17/08	5,740.32	11,848.00	(6,107.68)		
125040700	163	VALUECLICK INC FULL PRICE IS 19.17002600	01/16/07	06/05/08	3,124.69	4,003.96	(879.27)		
125040800	207	WADDELL & REED FINL INC CL A	07/31/06	01/18/08	6,451.31	4,497.61		1,953.70	
	90		10/19/06		2,804.92	2,302.20		502.72	
	335		11/14/06		10,440.52	8,313.36		2,127.16	
	352		12/15/06		10,970.34	9,306.88		1,663.46	
	207		12/26/06		6,451.31	5,601.42		849.89	
	144		01/05/07		4,487.86	3,853.44		634.42	
	75		01/08/07		2,337.43	1,998.75		338.68	
	213		01/12/07		6,638.30	5,799.99		838.31	
<b>Total</b>					<b>\$ 2,747,242.85</b>	<b>\$ 3,402,739.53</b>	<b>(# 1,101,870.37)</b>	<b>\$ 448,373.69</b>	

2  
0  
0  
8  
  
Y  
E  
A  
R  
  
E  
N  
D  
  
S  
U  
M  
M  
A  
R  
Y

Ref: 00009228 00080820

CITI GLOBAL IMPACT FUNDING  
Account Number 692-17593-19 643

Details of Earnings 2008 - continued

Dividends and Distributions, Section 2

Reference number	Description	Nondividend distributions	Foreign tax paid	Cash liquidation distributions	Non cash liquidation distributions	Investment expense	NRA Withholding
160005900	*** TOKIO MARINE HLDGS INC ADR THIS AMOUNT INCLUDES TAXES PAID TO A FOREIGN GOVERNMENT A PORTION OF THIS INCOME HAS BEEN RECLASSIFIED		\$ 39.97				
160006000	*** TOMRA SYSTEMS A/S SPONSORED ADR NEW THIS AMOUNT INCLUDES TAXES PAID TO A FOREIGN GOVERNMENT A PORTION OF THIS INCOME HAS BEEN RECLASSIFIED		32.49				
160006100	*** TOTAL S.A SPONS ADR THIS AMOUNT INCLUDES TAXES PAID TO A FOREIGN GOVERNMENT		153.48				
160006200	*** UNILEVER NV NY SHS-NEW THIS AMOUNT INCLUDES TAXES PAID TO A FOREIGN GOVERNMENT		200.51				
160006300	*** UNITED OVERSEAS BANK LTD SPONS ADR THIS AMOUNT INCLUDES TAXES PAID TO A FOREIGN GOVERNMENT		459.55				
<b>Totals</b>			<b>\$ 11,380.37</b>				

Details of Short-Term Gain (Loss) 2008

This section shows your sales of securities during the year. The "Sale Proceeds" column excludes any accrued income you may have received. In addition, although cash in lieu less than \$20 is not included on Form 1099-B (if applicable), it is included in this section. Please note, this material is being prepared for informational purposes only and should not be used for tax preparation without the assistance of your tax advisor.

Reference number	Quantity	Security Description	Opening Trade Date	Closing Trade Date	Sale Proceeds	Cost	(Loss)	Gain
125000200	86	DAIMLER AG	12/28/07	06/18/08	\$ 5,950.16	\$ 8,327.38	(\$ 2,377.22)	
125000600	0225	SIGNET JEWELERS LTD-USD	12/28/07	09/11/08	.52	63	(.11)	
	0893	MERGER 09/11/08 82668L872001	02/01/08		2.07	2.50	(.43)	

2  
0  
0  
8  
  
Y  
E  
A  
R  
  
E  
N  
D  
  
S  
U  
M  
M  
A  
R  
Y

Ref: 00009228 00080621

CITI GLOBAL IMPACT FUNDING

Account Number 692-17593-19 643

Details of Short Term Gain/Loss 2008 (Continued)

Reference number	Quantity	Security Description	Opening Trade Date	Closing Trade Date	Sale Proceeds	Cost	(Loss)	Gain
	.0223		02/05/08		\$ .52	\$ .57	(\$ .05)	
	.0567		02/22/08		1.31	1.47	(.16)	
125000700	.3335	UBS AG (NEW) FROM: H8928X127001	03/12/08	05/19/08	10.26	10.24		.02
125000800	637	RTS UBS AG EXP 6/10/2008	05/27/08	06/05/08	1,052.51	.01		1,052.50 <sup>C</sup>
125000900	105	TEEKAY CORP	06/18/08	10/09/08	2,054.72	5,113.19	(3,058.47)	
	103		06/19/08		2,015.58	5,088.32	(3,072.74)	
125001000	164	TEEKAY CORP	06/19/08	10/10/08	3,195.10	8,101.80	(4,906.70)	
	24		08/04/08		467.58	960.18	(492.60)	
125001100	130	A/S DAMPSKIBSSELSKABET TOR	06/18/08	10/07/08	2,291.39	4,598.53	(2,307.14)	
	163	SPONSORED ADR	06/19/08		2,873.06	5,812.74	(2,939.68)	
125001200	67	A/S DAMPSKIBSSELSKABET TOR	06/19/08	10/08/08	1,038.49	2,389.29	(1,350.80)	
	182	SPONSORED ADR	06/20/08		2,820.98	6,463.28	(3,642.30)	
125001300	47	ACERGY S.A. ADR	06/18/08	11/06/08	292.64	1,119.21	(826.57)	
125001400	252	ACERGY S.A. ADR	06/19/08	11/07/08	1,614.20	6,118.15	(4,503.95)	
	1,186		08/05/08		7,596.99	18,764.30	(11,167.31)	
125001500	468	ACERGY S.A. ADR	06/18/08	11/07/08	2,953.06	11,144.49	(8,191.43)	
	70		06/19/08		441.70	1,699.49	(1,257.79)	
125002000	305	AEGON N.V.-ADR AMER REG-ADR	12/28/07	11/07/08	1,579.49	5,419.85	(3,840.36)	
	270		08/04/08		1,398.25	3,265.81	(1,867.56)	
125002200	5	AGRIUM INC USD	12/28/07	03/28/08	327.09	361.65	(34.56)	
125002300	729	ALCATEL-LUCENT ADR	12/28/07	07/23/08	4,392.71	5,285.25	(892.54)	
125002600	79	BP PLC SPONS ADR	12/28/07	07/18/08	4,930.03	5,830.20	(900.17)	
125002800	32	BANK YOKOHAMA LTD JAPAN	12/28/07	07/17/08	2,074.20	2,248.00	(173.80)	
	41	ADR FIGURED TO S/D 07-22-08 TRADE AS OF 07/17/08	03/31/08		2,657.56	2,780.21	(122.65)	
125002900	311	BANK YOKOHAMA LTD JAPAN	03/31/08	07/18/08	19,782.90	21,088.91	(1,306.01)	
		ADR						
125003100	2,188	BMW UNSPONSORED ADR	11/05/08	11/20/08	16,767.42	21,484.41	(4,716.99)	
	1,399		10/30/08		10,721.04	11,959.77	(1,238.73)	
125003400	.0138	CADBURY PLC ADR	11/20/07	05/02/08	70	79	(.09)	
	0356	FROM: 127209302001	11/21/07		1.82	2.00	(.18)	
	.0078		11/23/07		40	.43	(.03)	
	0065		12/04/07		.33	.38	(.05)	
	.004		12/06/07		21	24	(.03)	

2008 YEAR END SUMMARY

Ref: 00009228 00080822

CITI GLOBAL IMPACT FUNDING

Account Number 692-17593-19 643

Details of Short Term Gain (Loss) 2008 - continued

Reference number	Quantity	Security Description	Opening Trade Date	Closing Trade Date	Sale Proceeds	Cost	(Loss)	Gain
	.0085		12/07/07		\$.33	\$.38	(\$ .05)	
	.0058		03/12/08		.29	.31	(.02)	
125003500	75	CADBURY PLC ADR	11/20/07	06/05/08	4,046.22	4,287.37	(241.15)	
125004200	72	DAIWA SECURITIES GROUP INC	12/28/07	11/18/08	3,406.85	6,519.60	(3,112.75)	
	18	ADR-USD-	08/04/08		851.71	1,507.50	(655.79)	
125004600	119	DIAGEO PLC SPON ADR-NEW	12/28/07	10/08/08	7,101.03	10,260.18	(3,159.15)	
	22		08/04/08		1,312.80	1,569.61	(256.81)	
125004700	.0963	DR PEPPER SNAPPLE GROUP INC	11/20/07	05/07/08	2.50	2.74	(.24)	
	.2492	CASH IN LIEU OF .56000	11/21/07		6.48	6.99	(.51)	
	.0544	RECORD 05/01/08 PAY 05/07/08	11/23/07		1.41	1.52	(.11)	
	.0463		12/04/07		1.18	1.33	(.15)	
	.0283		12/06/07		.74	.83	(.09)	
	.0455		12/07/07		1.18	1.34	(.16)	
	.041		03/12/08		1.07	1.07		
125004800	203.9037	DR PEPPER SNAPPLE GROUP INC	11/20/07	06/18/08	4,797.52	5,813.76	(1,016.24)	
	527.7508		11/21/07		12,417.11	14,801.47	(2,384.36)	
	115.1456		11/23/07		2,709.19	3,212.62	(503.43)	
	95.9547		12/04/07		2,257.66	2,816.97	(559.31)	
	59.9717		12/06/07		1,411.04	1,763.49	(352.45)	
	96.4345		12/07/07		2,268.95	2,831.86	(562.91)	
	86.839		03/12/08		2,043.17	2,259.33	(216.16)	
125004900	71	ENCANA CORP-CAD	09/17/07	06/05/08	6,358.01	4,410.04		1,947.97
125005000	235	ENCANA CORP-CAD	09/17/07	07/16/08	18,663.12	14,596.62		4,066.50
125005100	220	ENCANA CORP-CAD	09/17/07	08/08/08	14,529.55	13,664.93		864.62
125005200	79	ENCANA CORP-CAD	09/17/07	08/13/08	5,431.71	4,906.95		524.76
	143		09/19/07		9,832.08	8,902.95		929.13
125005300	102	ENCANA CORP-CAD	12/28/07	12/09/08	4,645.10	7,063.50	(2,418.40)	
125005400	630	ENTERPRISE INNS PLC UNSPON	11/05/08	12/08/08	1,157.56	2,340.51	(1,182.95)	
	768	ADR	10/30/08		1,411.11	2,479.41	(1,068.30)	
125005500	1,004	ENTERPRISE INNS PLC UNSPON	11/05/08	12/09/08	1,962.10	3,729.96	(1,767.86)	
		ADR						
125005600	575	FORTIS NL	05/06/08	10/14/08	1,381.20	15,337.21	(13,956.01)	
	171	SPONSORED ADR NEW	05/07/08		410.76	4,569.86	(4,159.10)	
	418		08/05/08		1,004.07	6,144.89	(5,140.82)	
	1,202		08/12/08		2,887.30	18,042.74	(15,155.44)	
125006300	337	GLAXOSMITHKLINE PLC SP ADR	12/28/07	08/04/08	16,028.41	17,073.73	(1,045.32)	

2  
0  
0  
8  
  
Y  
E  
A  
R  
  
E  
N  
D  
  
S  
U  
M  
M  
A  
R  
Y



Ref: 00009228 00080823

CITI GLOBAL IMPACT FUNDING  
Account Number 692-17593-19 643

Details of Short Term Gain/(Loss) 2008 - continued

Reference number	Quantity	Security Description	Opening Trade Date	Closing Trade Date	Sale Proceeds	Cost	(Loss)	Gain
125007100	69	HENKEL KGAA SPONS ADR FIGURED TO S/D 01-22-08 TRADE AS OF 01/16/08	12/28/07	01/16/08	\$ 3,036.31	\$ 3,553.50	(\$ 517.19)	
125007500	80	KONAMI CORP ADR	12/28/07	05/08/08	2,770.94	2,568.80		202.14
125007800	159	KONINKLIJKE PHILIPS ELECTRONCIS NS SPON ADR NEW	12/28/07	11/07/08	3,021.29	6,857.67	(3,836.38)	
125007900	138	KONINKLIJKE PHILIPS	12/28/07	11/17/08	2,310.70	5,865.68	(3,554.98)	
	156	ELECTRONCIS NS SPON ADR NEW	08/04/08		2,650.50	5,181.70	(2,531.20)	
125008000	336	KOOKMIN BANK SPON ADR	04/01/08	07/23/08	20,005.35	20,618.00	(612.65)	
125008100	441	LDK SOLAR CO LTD-USD	06/17/08	12/09/08	5,587.96	18,047.79	(12,459.83)	
	54	SPONS ADR	08/04/08		684.24	1,735.85	(1,051.61)	
125008500	112	MITSUBISHI CORP	12/28/07	10/06/08	3,951.07	6,137.60	(2,186.53)	
	549	SPONS ADR	03/27/08		19,367.29	32,076.53	(12,709.24)	
125008800	180	NESTLE S A SPONSORED ADR FIGURED TO S/D 11-08-08 TRADE AS OF 11/03/08	12/28/07	11/03/08	7,032.10	8,290.80	(1,258.70)	
125008900	215	NIDEC CORPORATION SPON ADR	12/21/07	06/05/08	4,179.57	3,864.11		315.46
125009000	653	NIDEC CORPORATION SPON ADR	12/21/07	12/08/08	6,604.73	11,736.11	(5,131.38)	
125009100	637	NIDEC CORPORATION	12/21/07	12/09/08	6,616.86	11,448.54	(4,831.68)	
	205	SPON ADR	12/26/07		2,129.45	3,742.69	(1,613.24)	
	850		12/27/07		8,829.41	15,623.51	(6,794.10)	
	110		12/28/07		1,142.63	2,002.14	(859.51)	
	293		12/28/07		3,043.55	5,358.97	(2,315.42)	
	119		01/04/08		1,236.12	2,255.55	(1,019.43)	
125009200	9	NITTO DENKO CORP ADR	08/06/07	06/05/08	4,238.97	4,415.92	(176.95)	
125009300	23	NITTO DENKO CORP ADR	08/06/07	07/17/08	7,757.35	11,285.12	(3,527.77)	
125009400	36	NITTO DENKO CORP ADR	08/06/07	07/18/08	11,780.29	17,663.67	(5,883.38)	
125009500	19	NITTO DENKO CORP	08/06/07	07/22/08	5,900.64	9,322.50	(3,421.86)	
	22	ADR	08/07/07		6,832.33	10,521.72	(3,689.39)	
125009600	2	NITTO DENKO CORP	08/07/07	07/23/08	630.55	956.52	(325.97)	
	67	ADR	12/28/07		21,123.58	35,443.00	(14,319.44)	
125009800	76	NOKIA CORP SPONSORED ADR	12/28/07	06/17/08	1,949.46	2,948.04	(998.58)	

2  
0  
0  
8  
  
Y  
E  
A  
R  
  
E  
N  
D  
  
S  
U  
M  
M  
A  
R  
Y

Ref: 00009228 00080824

CITI GLOBAL IMPACT FUNDING  
Account Number 692-17593-19 643

Details of Short Term Gain (Loss) 2008 - continued

Reference number	Quantity	Security Description	Opening Trade Date	Closing Trade Date	Sale Proceeds	Cost	(Loss)	Gain
125010000	257	NOVO-NORDISK A S ADR	12/28/07	04/24/08	\$ 17,068.86	\$ 17,023.68		\$ 45.18
125010100	100	POSCO SPON ADR	06/18/08	09/04/08	9,836.48	13,461.49	(3,825.01)	
	171		06/19/08		16,478.39	23,044.93	(6,566.54)	
	70		08/05/08		6,745.54	8,433.05	(1,687.51)	
125010200	779	PUNCH TAVERNS PLC UNSPON ADR	11/05/08	12/08/08	1,720.02	4,404.78	(2,684.76)	
125010300	350	PUNCH TAVERNS PLC UNSPON ADR	11/05/08	12/09/08	742.97	1,979.04	(1,236.07)	
125010500	166	ROLLS ROYCE GROUP PLC	10/02/07	06/18/08	5,906.68	9,000.50	(3,093.82)	
	97	SPONSORED ADR	12/28/07		3,451.49	5,267.10	(1,815.61)	
125010700	80	SABMILLER PLC SPON ADR	03/31/08	06/05/08	2,027.98	1,768.24		259.74
125011000	334	SANOFI-AVENTIS SPONS ADR	11/23/07	11/20/08	9,094.26	15,448.24	(6,353.98)	
125011100	212	SANOFI-AVENTIS SPONS ADR	12/28/07	11/24/08	5,722.37	9,866.48	(4,144.11)	
125011200	104	SAP AKLENGESELLSCHAFT SPONS ADR-USD	09/14/07	06/05/08	5,612.84	5,969.57	(356.73)	
125011300	15	SAP AKLENGESELLSCHAFT SPONS ADR-USD	09/14/07	08/04/08	868.82	861.00		7.82
125011400	165	SAP AKLENGESELLSCHAFT SPONS ADR-USD	10/01/07	10/01/08	8,552.53	9,771.58	(1,219.05)	
125011500	559	SAP AKLENGESELLSCHAFT SPONS ADR-USD	12/28/07	10/02/08	27,652.29	28,892.36	(1,240.07)	
	338		02/06/08		16,719.98	15,905.81		814.17
125012200	104	SILICON MOTION TECHNOLOGY CORP-TWD ADR	12/28/07	11/12/08	239.93	1,809.60	(1,569.67)	
125012400	.1145	SILICONWARE PRECISION INDS SPON ADR CASH IN LIEU OF 50000 RECORD 07/28/08 PAY 09/08/08	12/28/07	09/08/08	.69	1.02	(.33)	
125012500	325	SMITH & NEPHEW PLC SP ADR	08/05/08	12/08/08	11,304.60	18,190.54	(6,885.94)	
125012600	156	SMITH & NEPHEW PLC SP ADR	08/05/08	12/09/08	5,314.80	8,731.46	(3,416.66)	
	574		08/08/08		19,555.72	33,365.19	(13,809.47)	
	357		08/11/08		12,162.71	21,551.88	(9,389.17)	
	45		08/11/08		1,533.11	2,696.96	(1,163.85)	
125012900	5,301	SUMITOMO CORP SPON ADR	06/18/08	10/06/08	41,820.41	72,785.91	(30,965.50)	

2  
0  
0  
8  
  
Y  
E  
A  
R  
  
E  
N  
D  
  
S  
U  
M  
M  
A  
R  
Y

Ref: 00009228 00080825

CITI GLOBAL IMPACT FUNDING  
Account Number 692-17593-19 643

Details of Short-Term Gain (Loss) 2008 *continued*

Reference number	Quantity	Security Description	Opening Trade Date	Closing Trade Date	Sale Proceeds	Cost	(Loss)	Gain
125013000	572	SUMITOMO MITSUI FINL GROUP INC ADR	04/24/08	06/05/08	\$ 5,085.05	\$ 4,297.09		\$ 787.96
125013100	208	TAIWAN SEMICONDUCTOR MFG CO LTD ADR	01/14/08	08/05/08	2,482.90	1,890.28		592.62
125013200	.0914 .0236	TAIWAN SEMICONDUCTOR MFG CO LTD ADR CASH IN LIEU OF .11500 RECORD 07/18/08 PAY 08/15/08	01/14/08 08/05/08	08/15/08	.93 .24	.82 23		.11 .01
125013600	197	TECHNIP ADR	12/28/07	12/08/08	4,876.84	16,779.70	(10,902.76)	
125013700	2,277 836	TELECOM ITALIA S.P.A-ADR (NEW)	11/21/07 12/28/07	03/19/08	44,163.06 16,214.46	72,539.98 26,041.40	(28,376.92) (9,826.94)	
125013800	410 244	TELEFONICA S.A. SPON ADR	07/21/08 08/05/08	10/06/08	27,909.24 16,609.40	33,769.12 18,999.62	(5,859.88) (2,390.22)	
125013900	113	TEVA PHARMACEUTICAL INDS LTD ADR	06/19/07	06/05/08	5,189.16	4,493.54		695.62
125014000	846 200	TEVA PHARMACEUTICAL INDS LTD ADR	10/01/07 11/26/07	07/18/08	36,426.36 8,611.43	37,836.67 8,770.50	(1,410.31) (159.07)	
125014100	29	TEVA PHARMACEUTICAL INDS LTD ADR	11/26/07	08/04/08	1,334.87	1,271.72		63.15
125014200	600	TOKYO STAR BK LTD-JPY UNSPONS ADR	03/08/07	02/05/08	4,982.58	4,840.08		142.50
125014300	156 600 345 199	TOKYO STAR BK LTD-JPY UNSPONS ADR	03/08/07 03/09/07 03/12/07 03/13/07	02/06/08	1,302.06 5,007.90 2,879.55 1,660.95	1,258.42 4,923.84 2,830.69 1,673.87		43.64 84.06 48.86 (12.92)
125014400	665	TOKYO STAR BK LTD-JPY UNSPONS ADR	03/13/07	02/07/08	5,551.02	5,593.58	(42.56)	
125014500	26 499	TOKYO STAR BK LTD-JPY UNSPONS ADR	03/13/07 03/14/07	02/08/08	215.08 4,127.88	218.70 4,104.13	(3.62)	23.75
125014600	610	TOKYO STAR BK LTD-JPY UNSPONS ADR	03/14/07	02/12/08	5,066.11	5,017.06		49.05
125014700	361 600 49	TOKYO STAR BK LTD-JPY UNSPONS ADR	03/14/07 03/15/07 12/28/07	02/13/08	2,993.41 4,975.20 406.31	2,969.12 4,892.40 384.65		24.29 82.80 21.66
125014800	423	TOKYO STAR BK LTD-JPY UNSPONS ADR	12/28/07	02/14/08	3,482.86	3,320.55		162.31

2  
0  
0  
8  
Y  
E  
A  
R  
E  
N  
D  
S  
U  
M  
M  
A  
R  
Y

Ref: 00009228 00080826

CITI GLOBAL IMPACT FUNDING  
Account Number 692-17593-19 643

2  
0  
0  
8  
  
Y  
E  
A  
R  
  
E  
N  
D  
  
S  
U  
M  
M  
A  
R  
Y

**Details of Short-Term Gain (Loss) 2008 - continued**

Reference number	Quantity	Security Description	Opening Trade Date	Closing Trade Date	Sale Proceeds	Cost	(Loss)	Gain
125014800	385	TOKYO STAR BK LTD-JPY UNSPONS ADR	12/28/07	02/14/08	\$ 3,162.23	\$ 3,022.25		\$ 139.98
125015000	195	TRINA SOLAR LTD-USD	06/18/08	12/09/08	1,486.46	7,609.06	(6,122.60)	
	250	SPONS ADR	06/19/08		1,905.71	9,816.23	(7,910.52)	
125015100	5	TRINA SOLAR LTD-USD	06/19/08	12/10/08	39.50	196.32	(156.82)	
	89	SPONS ADR	08/04/08		703.09	2,347.38	(1,644.29)	
125015200	215	TRINITY MIRROR P L C SPONS	03/27/07	02/11/08	2,661.23	4,462.09	(1,800.86)	
	20	ADR	03/28/07		247.56	421.12	(173.56)	
125015300	605	TRINITY MIRROR P L C SPONS	03/28/07	02/12/08	7,628.78	12,738.88	(5,110.10)	
		ADR						
125015400	840	TRINITY MIRROR P L C SPONS	03/28/07	02/13/08	10,529.36	17,687.04	(7,157.68)	
		ADR						
125015500	117	UNILEVER NV NY SHS-NEW	02/06/08	06/05/08	3,852.78	3,698.57		154.21
<b>Total</b>					<b>\$ 889,765.84</b>	<b>\$ 1,265,836.38</b>	<b>(\$ 410,217.13)</b>	<b>\$ 14,146.69</b>

<sup>c</sup>Based on information supplied by Client or other financial institution, not verified by us.

**Details of Long-Term Gain (Loss) 2008**

This section shows your sales of securities during the year. The "Sale Proceeds" column excludes any accrued income you may have received. In addition, although cash in lieu less than \$20 is not included on Form 1099-B (if applicable), it is included in this section. Please note, this material is being prepared for informational purposes only and should not be used for tax preparation without the assistance of your tax advisor.

Reference number	Quantity	Security Description	Opening Trade Date	Closing Trade Date	Sale Proceeds	Cost	(Loss)	Gain
125000100	46	DAIMLER AG	01/17/07	06/05/08	\$ 3,395.70	\$ 2,778.55		\$ 617.15
125000200	28	DAIMLER AG	01/17/07	06/18/08	1,937.26	1,691.29		245.97
	800		01/18/07		55,350.33	48,792.96		6,557.37
125000300	113	INVESCO LTD	01/23/06	06/05/08	3,212.57	2,001.91		1,210.66
125000400	5	INVESCO LTD	01/23/06	06/19/08	131.95	88.58		43.37
	425		02/17/06		11,215.86	8,047.55		3,168.31
	295		02/21/06		7,785.12	5,668.22		2,116.90
125000500	55	INVESCO LTD	02/21/06	06/20/08	1,432.85	1,056.79		376.06
	700		03/31/06		18,236.30	13,202.00		5,034.30
	545		11/14/06		14,198.26	12,478.59		1,719.67
	245		12/07/06		6,382.70	5,389.24		993.46

Ref: 00009228 00080827

CITI GLOBAL IMPACT FUNDING  
Account Number 692-17593-19 643

Details of Bond Term Gain/(Loss) 2008 - continued

Reference number	Quantity	Security Description	Opening Trade Date	Closing Trade Date	Sale Proceeds	Cost	(Loss)	Gain
125000600	.0716	SIGNET JEWELERS LTD-USD	10/28/06	09/11/08	\$ 1.66	\$ 3.35	(\$ 1.69)	
	.0641	MERGER 09/11/08 82668L872001	10/30/06		1.49	2.91	(1.42)	
	.0108		11/14/06		.25	.51	(.26)	
	.0245		11/15/06		.57	1.16	(.59)	
	.0511		11/16/06		1.19	2.48	(1.29)	
	.0684		11/17/06		1.59	3.29	(1.70)	
	.0187		12/07/06		.43	.88	(.45)	
125000700	.0165	UBS AG (NEW) FROM: H8928X127001	Unavailable	05/19/08	.51			
125001600	.0901	ADVANCED SEMICONDUCTOR E	07/25/07	09/26/08	.24	.53	(.29)	
	.3068	ADR	07/28/07		.80	1.74	(.94)	
	.1156	CASH IN LIEU OF .76667	08/06/07		.30	.64	(.34)	
	.2541	RECORD 08/15/08 PAY 09/26/08	08/07/07		.66	1.39	(.73)	
125001700	625.8935	ADVANCED SEMICONDUCTOR E	07/25/07	12/10/08	973.70	3,668.87	(2,695.17)	
	2,131.5808	ADR	07/26/07		3,316.08	12,084.18	(8,768.10)	
	803.0331		08/06/07		1,249.27	4,451.39	(3,202.12)	
	1,765.4926		08/07/07		2,746.56	9,686.51	(6,939.95)	
125001800	187	AEGON N V-ADR AMER REG-ADR	02/23/07	06/05/08	2,806.85	3,861.16	(1,054.31)	
125001900	1,033	AEGON N V-ADR AMER REG-ADR	02/23/07	11/06/08	5,004.86	21,329.28	(16,324.42)	
125002000	241	AEGON N V-ADR AMER REG-ADR	02/23/07	11/07/08	1,248.06	4,976.14	(3,728.08)	
	2,170		02/26/07		11,237.71	45,477.99	(34,240.28)	
125002100	285	AGRIUM INC USD	04/13/06	03/25/08	18,855.53	7,211.30		11,644.23
	310		04/17/06		20,509.53	7,830.32		12,679.21
	530		08/03/06		35,064.68	12,550.83		22,513.85
125002200	80	AGRIUM INC USD	08/03/06	03/26/08	5,233.55	1,894.46		3,339.09
	130		11/14/06		8,504.52	3,838.90		4,665.62
125002300	884	ALCATEL-LUCENT ADR	03/13/06	07/23/08	5,326.69	12,515.59	(7,188.90)	
	600		03/31/06		3,615.40	9,276.00	(5,660.60)	
	375		04/20/06		2,259.62	5,913.75	(3,654.13)	
	780		09/11/06		4,700.02	9,232.86	(4,532.84)	
	715		11/14/06		4,308.35	9,352.20	(5,043.85)	
	165		12/07/06		994.23	2,257.20	(1,262.97)	
125002400	93	AXA S.A.SPONS ADR	01/11/06	06/05/08	3,149.89	3,074.58		75.31
125002500	60	BP PLC SPONS ADR	01/11/06	06/05/08	4,141.17	4,077.00		64.17
125002600	48	BP PLC SPONS ADR	01/11/06	07/18/08	2,995.46	3,261.60	(266.14)	
	200		03/31/06		12,481.09	13,766.00	(1,284.91)	
	435		11/14/06		27,146.37	29,210.25	(2,063.88)	

2  
0  
0  
8  
  
Y  
E  
A  
R  
  
E  
N  
D  
  
S  
U  
M  
M  
A  
R  
Y

Ref: 00009228 00080828

CITI GLOBAL IMPACT FUNDING  
Account Number 692-17593-19 643

Details of Long Term Gain (Loss) 2008 - continued

Reference number	Quantity	Security Description	Opening Trade Date	Closing Trade Date	Sale Proceeds	Cost	(Loss)	Gain
	50		12/07/06		\$ 3,120.27	\$ 3,411.00	(\$ 290.73)	
	380		02/27/07		23,714.07	24,011.63	(297.56)	
125002700	39	BANK YOKOHAMA LTD JAPAN ADR	01/04/06	06/05/08	2,837.23	3,354.00	(516.77)	
125002800	15	BANK YOKOHAMA LTD JAPAN ADR	01/04/06	07/17/08	972.28	1,290.00	(317.72)	
	85		01/11/06		5,509.58	6,965.75	(1,456.17)	
	80	FIGURED TO S/D 07-22-08	04/20/06		5,185.49	6,340.00	(1,154.51)	
	220	TRADE AS OF 07/17/08	11/14/06		14,260.10	16,269.00	(2,008.90)	
125003000	122	BARCLAYS PLC-ADR	03/30/06	06/05/08	3,492.84	5,766.45	(2,273.61)	
125003200	32	BRITISH SKY BROADCASTING GROUP PLC SPONSORED ADR-USD-	03/09/06	06/05/08	1,361.91	1,154.87		207.04
	63		03/30/06		2,681.26	2,381.40		299.86
125003300	412	BRITISH SKY BROADCASTING GROUP PLC SPONSORED ADR-USD-	03/30/06	11/14/08	10,022.54	15,573.60	(5,551.06)	
	110		05/08/06		2,675.92	4,347.82	(1,671.90)	
125003600	2,666	CENTRAL JAPAN RY CO-JPY UNSPONS ADR	02/27/07	04/02/08	26,362.86	32,488.41	(6,125.55)	
	2,965		03/07/07		29,319.53	36,839.53	(7,520.00)	
125003700	474	CHEUNG KONG HOLDING-ADR	09/12/06	06/05/08	7,607.65	5,186.17		2,421.48
125003800	506	CHEUNG KONG HOLDING-ADR	09/12/06	08/08/08	7,063.65	5,538.30		1,517.35
	924	TRADE AS OF 08/08/08	11/14/06		12,880.57	10,441.20		2,439.37
125003900	1,636	CHEUNG KONG HOLDING-ADR	11/14/06	08/11/08	23,016.59	18,486.80		4,529.79
	315		11/16/06		4,431.68	3,622.63		809.05
	546		12/01/06		7,681.57	6,457.87		1,223.70
125004000	884	CHEUNG KONG HOLDING-ADR	12/01/06	08/12/08	12,439.75	10,455.60		1,984.15
	405		12/07/06		5,699.21	4,758.75		940.46
	517		05/04/07		7,275.28	7,166.86		108.42
125004100	23	DAIWA SECURITIES GROUP INC ADR-USD-	03/07/07	06/05/08	2,483.98	2,878.42	(394.44)	
125004200	388	DAIWA SECURITIES GROUP INC ADR-USD-	03/07/07	11/18/08	18,359.12	48,557.69	(30,198.57)	
125004300	56	DIAGEO PLC SPON ADR-NEW	12/14/05	01/30/08	4,386.10	3,306.80		1,079.30
	139		12/22/05		10,886.93	8,142.57		2,744.36
125004400	131	DIAGEO PLC SPON ADR-NEW	12/22/05	01/31/08	10,304.71	7,673.94		2,630.77
	174		01/06/06		13,687.17	10,429.56		3,257.61
125004500	34	DIAGEO PLC SPON ADR-NEW	01/06/06	06/05/08	2,693.46	2,037.96		655.50
125004600	52	DIAGEO PLC SPON ADR-NEW	01/06/06	10/06/08	3,102.97	3,116.88	(13.91)	
	190		04/20/06		11,337.79	12,507.70	(1,169.91)	
	260		11/14/06		15,514.86	19,712.13	(4,197.27)	
	50		12/07/06		2,983.63	3,865.50	(881.87)	

2  
0  
0  
8  
  
Y  
E  
A  
R  
  
E  
N  
D  
  
S  
U  
M  
M  
A  
R  
Y

Ref: 00009228 00080829

CITI GLOBAL IMPACT FUNDING  
Account Number 692-17593-19 643

Details of 2008 Year End Summary (Continued)

Reference number	Quantity	Security Description	Opening Trade Date	Closing Trade Date	Sale Proceeds	Cost	(Loss)	Gain
125005300	202 448	ENCANA CORP-CAD	09/19/07 10/29/07	12/09/08	\$ 9,199.13 20,402.03	\$ 12,576.20 30,203.35	(\$ 3,377.07) (9,801.32)	
125005700	88 71	FRANCE TELECOM SA SPON ADR	07/21/08 07/24/06	06/05/08	1,951.59 2,037.68	1,488.30 1,585.15		463.29 452.53
125005800	319 226	FRANCE TELECOM SA SPON ADR	07/24/06 07/25/06	11/05/08	8,547.26 6,055.43	7,122.03 5,023.69		1,425.23 1,031.74
125005900	31 61	FRESENIUS MEDICAL CARE AG & CO. KGAA SPONS ADR	01/06/06 06/01/06	06/05/08	1,736.92 3,417.81	1,134.91 2,271.46		602.01 1,146.35
125006000	117	FRESENIUS MEDICAL CARE AG & CO. KGAA SPONS ADR	06/01/06	11/06/08	5,058.38	4,356.73		701.65
125006100	84	GLAXOSMITHKLINE PLC SP ADR	12/29/05	06/05/08	3,617.85	4,277.28	(659.43)	
125006200	7 165 200 75 190 269	GLAXOSMITHKLINE PLC SP ADR TRADE AS OF 07/21/08	12/29/05 01/04/06 01/11/08 03/10/06 03/13/06 03/30/06	07/21/08	338.42 7,976.96 9,669.04 3,625.89 9,185.59 13,004.87	356.44 8,565.15 10,420.00 4,076.25 10,363.09 14,147.08	(18.02) (588.19) (750.96) (450.36) (1,177.50) (1,142.21)	
125006300	91 200 150	GLAXOSMITHKLINE PLC SP ADR	03/30/06 03/31/06 04/20/06	08/04/08	4,328.14 9,512.41 7,134.30	4,785.81 10,486.00 7,967.64	(457.67) (973.59) (833.34)	
125006400	258 42	HENKEL KGAA SPONS ADR	12/22/05 01/06/06	01/08/08	12,628.67 2,055.83	7,800.20 1,354.50		4,828.47 701.33
125006500	370	HENKEL KGAA SPONS ADR	01/06/06	01/09/08	17,663.78	11,932.50		5,731.28
125006600	200	HENKEL KGAA SPONS ADR	03/30/06	01/10/08	9,596.71	7,046.67		2,550.04
125006700	98 17	HENKEL KGAA SPONS ADR	01/06/06 03/30/06	01/10/08	4,702.38 815.72	3,160.50 598.97		1,541.88 216.75
125006800	225	HENKEL KGAA SPONS ADR	03/30/06	01/11/08	10,495.61	7,927.50		2,568.11
125006900	98 142	HENKEL KGAA SPONS ADR	03/30/06 09/12/06	01/14/08	4,591.54 6,653.05	3,452.86 5,393.62		1,138.68 1,259.43
125007000	175	HENKEL KGAA SPONS ADR	09/12/06	01/15/08	7,934.93	6,647.07		1,287.86
125007100	73 75	HENKEL KGAA SPONS ADR FIGURED TO S/D 01-22-08 TRADE AS OF 01/16/08	09/12/06 11/14/06	01/16/08	3,212.32 3,300.33	2,772.78 3,068.75		439.54 231.58
125007200	267	INFINEON TECHNOLOGIES ADR	10/06/06	06/05/08	2,892.55	3,240.61	(648.06)	
125007300	54	INTERNATIONAL PWR PLC SPONS ADR	12/14/05	06/05/08	4,892.67	2,417.58		2,175.09

2  
0  
8  
Y  
E  
A  
R  
E  
N  
D  
S  
U  
M  
M  
A  
R  
Y

Ref: 00009228 00080830

CITI GLOBAL IMPACT FUNDING  
Account Number 692-17593-19 643

Details of Long Term Gains (Loss) 2008 - continued

Reference number	Quantity	Security Description	Opening Trade Date	Closing Trade Date	Sale Proceeds	Cost	(Loss)	Gain
125007400	400	KONAMI CORP ADR	03/17/06	05/07/08	\$ 14,335.63	\$ 10,433.96		\$ 3,901.67
125007500	32	KONAMI CORP ADR	03/17/06	05/08/08	1,108.37	834.72		273.65
	200		03/31/06		6,927.34	5,070.00		1,857.34
	225		04/20/06		7,793.26	5,490.00		2,303.26
	335		11/14/06		11,603.30	9,172.30		2,431.00
125007600	91	KONINKLIJKE PHILIPS	12/14/05	06/05/08	3,476.18	2,765.49		710.69
	31	ELECTRONCIS NS SPON ADR NEW	12/29/05		1,184.19	977.74		206.45
125007700	269	KONINKLIJKE PHILIPS	12/29/05	11/06/08	4,984.51	8,484.26	(3,499.75)	
	165	ELECTRONCIS NS SPON ADR NEW	01/04/06		3,057.42	5,336.10	(2,278.68)	
	327		01/11/06		6,059.24	10,745.22	(4,685.98)	
125007800	3	KONINKLIJKE PHILIPS	01/11/06	11/07/08	57.01	98.58	(41.57)	
	300	ELECTRONCIS NS SPON ADR NEW	03/31/06		5,700.57	10,113.00	(4,412.43)	
	360		04/20/06		6,840.68	12,250.80	(5,410.12)	
	625		11/14/06		11,876.18	22,714.31	(10,838.13)	
	100		12/07/06		1,900.19	3,708.00	(1,807.81)	
125008200	110	MILLEA HLDGS INC ADR	01/11/06	06/05/08	4,768.47	3,894.88		873.59
125008300	86	MITSUBISHI CORP SPONS ADR	02/27/07	06/05/08	5,774.86	4,024.68		1,750.18
125008400	673	MITSUBISHI CORP SPONS ADR	02/27/07	07/17/08	40,576.42	31,495.46		9,080.96
	233		06/15/07		14,048.00	12,295.09		1,752.91
125008500	147	MITSUBISHI CORP SPONS ADR	06/15/07	10/06/08	5,185.78	7,756.98	(2,571.20)	
125008600	17	NESTLE S A SPONSORED ADR	12/29/05	04/28/08	2,022.77	1,272.45		750.32
	110		01/04/06		13,088.50	8,624.00		4,464.50
	155		01/11/06		18,442.89	12,090.00		6,352.89
	144		03/31/06		17,134.05	10,576.80		6,557.25
125008700	23	NESTLE S A SPONSORED ADR	03/31/06	06/05/08	2,888.78	1,689.35		1,199.43
125008800	82.5	NESTLE S A SPONSORED ADR	03/31/06	11/03/08	3,223.04	2,423.85		799.19
	200	FIGURED TO S/D 11-06-08	04/20/06		7,813.43	6,028.00		1,785.43
	575	TRADE AS OF 11/03/08	11/14/06		22,463.62	20,631.00		1,832.62
	112.5		12/07/06		4,395.06	4,014.00		381.06
125009700	628	NOKIA CORP SPONSORED ADR	12/22/05	01/09/08	21,348.66	11,542.64		9,806.02
	734		01/06/06		24,952.09	14,489.16		10,462.93
125009800	16	NOKIA CORP SPONSORED ADR	01/06/06	08/17/08	410.41	315.84		94.57
	1,015		11/14/06		26,035.51	20,036.10		5,999.41
	65		12/07/06		1,667.30	1,327.95		339.35

2008 YEAR END SUMMARY



Ref: 00009228 00080831

CITI GLOBAL IMPACT FUNDING  
Account Number 692-17593-19 643

Details of Long Term Gain/(Loss) 2008 continued

Reference number	Quantity	Security Description	Opening Trade Date	Closing Trade Date	Sale Proceeds	Cost	(Loss)	Gain
125009900	818	NOVO-NORDISK A S ADR	07/14/06	04/23/08	\$ 40,434.09	\$ 19,598.17		\$ 20,835.92
	37		08/03/06		2,420.81	1,252.02		1,168.79
	90		08/02/06		5,888.46	3,025.34		2,863.12
125010000	483	NOVO-NORDISK A S ADR	08/03/06	04/24/08	32,078.85	16,343.95		15,734.90
	140		11/14/06		9,298.22	5,349.40		3,948.82
125010400	54	ROLLS ROYCE GROUP PLC SPONSORED ADR	01/04/06	06/05/08	2,154.58	2,130.30		24.28
125010500	21	ROLLS ROYCE GROUP PLC SPONSORED ADR	01/04/06	06/18/08	747.23	828.45	(81.22)	
	145		01/11/06		5,159.45	5,531.75	(372.30)	
	300		03/31/06		10,674.72	12,180.00	(1,505.28)	
	255		11/14/06		9,073.51	11,245.50	(2,171.99)	
	105		12/07/06		3,736.15	4,368.00	(631.85)	
125010600	30	ROYAL DUTCH SHELL PLC ADR CL A	12/22/05	06/05/08	2,479.18	1,856.40		622.78
125010800	17	SANOFI-AVENTIS SPONS ADR	05/24/06	06/05/08	613.19	796.14	(182.95)	
	96		08/02/06		3,462.69	4,503.81	(1,041.12)	
125010900	189	SANOFI-AVENTIS SPONS ADR	08/02/06	11/19/08	5,437.44	8,866.88	(3,429.44)	
	656		11/14/06		18,872.82	28,024.32	(9,151.50)	
125011000	114	SANOFI-AVENTIS SPONS ADR	11/14/06	11/20/08	3,104.03	4,870.08	(1,766.05)	
	25		12/07/06		680.71	1,140.00	(459.29)	
	400		05/17/07		10,891.34	18,407.24	(7,515.90)	
125011100	332	SANOFI-AVENTIS SPONS ADR	11/23/07	11/24/08	8,961.46	15,355.73	(6,394.27)	
125011400	465	SAP AKLENGESELLSCHAFT SPONS ADR-USD	09/14/07	10/01/08	24,102.57	26,690.85	(2,588.28)	
125011500	536	SAP AKLENGESELLSCHAFT SPONS ADR-USD	10/01/07	10/02/08	26,514.54	31,742.83	(5,228.29)	
125011600	22	SECOM LTD ADR	12/22/05	06/05/08	2,143.88	2,348.50	(204.62)	
125011700	34	SIEMENS A G SPONS ADR	03/14/06	06/05/08	3,787.57	3,105.22		682.35
125011800	127	SIEMENS A G SPONS ADR	03/14/06	10/07/08	9,068.01	11,598.93	(2,530.92)	
	99		03/30/06		7,068.76	9,269.95	(2,201.19)	
125011900	113	SILICON MOTION TECHNOLOGY CORP-TWD ADR	01/31/06	11/07/08	345.76	1,818.09	(1,472.33)	
	188		02/09/06		575.26	3,129.47	(2,554.21)	
125012000	127	SILICON MOTION TECHNOLOGY CORP-TWD ADR	02/09/06	11/10/08	367.89	2,114.05	(1,746.16)	
	296		11/14/06		857.45	4,717.65	(3,860.20)	
125012100	362	SILICON MOTION TECHNOLOGY CORP-TWD ADR	11/14/06	11/11/08	962.62	5,769.56	(4,806.94)	

2  
0  
0  
8  
  
Y  
E  
A  
R  
  
E  
N  
D  
  
S  
U  
M  
M  
A  
R  
Y

Ref: 00009228 00080832

CITI GLOBAL IMPACT FUNDING  
Account Number 692-17593-19 643

Details of Long-Term Gain (Loss) 2008 - continued

Reference number	Quantity	Security Description	Opening Trade Date	Closing Trade Date	Sale Proceeds	Cost	(Loss)	Gain
125012200	402	SILICON MOTION TECHNOLOGY	11/14/06	11/12/08	\$ 927.45	\$ 6,407.07	(\$ 5,479.62)	
	90	CORP-TWD ADR	12/07/06		207.64	1,452.78	(1,245.14)	
125012300	247	SILICONWARE PRECISION INDS SPON ADR	03/30/06	06/05/08	2,114.94	1,440.72		674.22
125012400	.1538	SILICONWARE PRECISION INDS	03/30/06	09/08/08	.93	.89		.04
	.2317	SPON ADR	09/11/06		1.40	1.37		.03
		CASH IN LIEU OF .50000 RECORD 07/28/08 PAY 09/08/08						
125012700	98	SONY CORP SPON ADR-NEW	02/22/06	06/05/08	5,050.89	4,579.41		471.48
125012800	61	SONY CORP SPON ADR-NEW	02/22/06	06/18/08	3,005.78	2,850.45		155.33
	160		02/23/06		7,884.00	7,600.18		283.82
	365		03/30/06		17,985.38	16,867.53		1,117.85
	110		04/20/06		5,420.25	5,584.85	(164.60)	
	1,120		11/14/06		55,188.03	44,741.65		10,446.38
	155		12/07/06		7,637.63	6,208.43		1,429.20
125013300	36	TECHNIP ADR	12/29/05	02/19/08	2,728.34	2,177.28		551.06
	45		01/04/06		3,410.43	2,932.93		477.50
	29		01/11/06		2,197.83	1,931.98		265.85
125013400	91	TECHNIP ADR	01/11/06	02/20/08	6,713.36	6,062.42		650.94
	152		03/31/06		11,213.52	10,299.52		914.00
125013500	36	TECHNIP ADR	03/31/06	06/05/08	3,333.58	2,439.36		894.22
125013600	12	TECHNIP ADR	03/31/06	12/08/08	297.07	813.12	(516.05)	
	105		04/20/06		2,599.39	7,628.25	(5,028.86)	
	160		11/14/06		3,960.97	10,105.60	(6,144.63)	
	256		10/02/07		6,337.55	24,509.44	(18,171.89)	
125014000	66	TEVA PHARMACEUTICAL INDS	06/19/07	07/18/08	2,841.77	2,624.54		217.23
	320	LTD ADR	06/20/07		13,778.29	12,665.41		1,112.88
125015600	133	UNITED OVERSEAS BANK LTD SPONS ADR	12/22/05	06/05/08	3,821.06	2,360.75		1,460.31
125015700	157	VODAFONE GROUP PLC SPONS ADR NEW	07/12/06	06/05/08	4,951.75	3,834.66		1,117.09
125015800	43	VODAFONE GROUP PLC SPONS ADR NEW	07/12/06	08/04/08	1,163.56	1,050.26		113.30
<b>Total</b>					<b>\$ 1,694,016.86</b>	<b>\$ 1,644,440.52</b>	<b>(\$ 329,031.28)</b>	<b>\$ 278,608.11</b>

2  
0  
8  
Y  
E  
A  
R  
E  
N  
D  
S  
U  
M  
M  
A  
R  
Y

Ref: 00009229 00080845

CITI GLOBAL IMPACT FUNDING  
Account Number 692-17594-18 643

2  
0  
0  
8  
  
Y  
E  
A  
R  
  
E  
N  
D  
  
S  
U  
M  
M  
A  
R  
Y

**Details of Earnings 2008 - continued**

Interest amounts include accrued interest received and interest exempt from Federal income tax.

Interest - continued	Reference number	Description	Interest	Alternative minimum tax
	140006200	WACHOVIA CORP NOTES-BK/ENTRY DTD 10/23/2006 DUE 10/15/2011 RATE 5.300	\$ 8,480.00	
	140006300	WELLS FARGO CO DTD 01/31/08 DUE 01/31/2013 RATE 4.375	5,250.00	
	<b>Totals</b>		<b>\$ 623,916.38</b>	

**Dividends and Distributions, Section 1**

Amounts displayed for dividends include dividend reinvestments, money fund earnings, accrued dividends received and dividends exempt from Federal income tax.  
"Total dividends" includes both Qualified and non-qualified dividends received.  
"Total capital gain distributions" is a total of long term capital gain distributions, Unrecaptured Sec. 1250 gain and Section 1202 gain.

Reference number	Description	Total dividends	Qualified dividends	Short term capital gains	Total capital gain distributions	Unrecaptured Sec. 1250 gain	Section 1202 gain	Alternative minimum tax
160000100	WESTERN ASSET MONEY MARKET FUND CLASS A	\$ 12,615.49						
<b>Totals</b>		<b>\$ 12,615.49</b>						

**Details of Short Term Gain/(Loss) 2008**

This section shows your sales of securities during the year. The "Sale Proceeds" column excludes any accrued income you may have received. In addition, although cash in lieu less than \$20 is not included on Form 1099-B (if applicable), it is included in this section. Please note, this material is being prepared for informational purposes only and should not be used for tax preparation without the assistance of your tax advisor. For additional information regarding this section see enclosed brochure.

Reference number	Quantity	Security Description	Opening Trade Date	Closing Trade Date	Sale Proceeds	Original Cost Adjusted Cost	Original Gain/(Loss) Adjusted Gain/(Loss)	Ordinary Income Capital Gain/(Loss)
125000100	46,000	AOL TIME WARNER INC BK/ENTRY-DTD 04/08/2002	02/12/08	12/19/08	\$ 44,063.40	\$ 48,468.82	(\$ 4,405.42)	\$ 0.00
	14,000	DUE 05/01/2012 RATE 6.875 YTM 8.335	07/09/08		13,410.60	\$ 48,009.28	(\$ 3,945.88)	(\$ 3,945.88)
						14,452.90	(1,042.30)	0.00
						<b>14,404.88</b>	<b>(994.28)</b>	<b>(994.28)</b>

Ref. 00009229 00080846

CITI GLOBAL IMPACT FUNDING

Account Number 692-17594-18 643

Details of Short Term Gain/(Loss) 2008 - continued

Reference number	Quantity	Security Description	Opening Trade Date	Closing Trade Date	Sale Proceeds	Original Cost Adjusted Cost	Original Gain/(Loss) Adjusted Gain/(Loss)	Ordinary Income Capital Gain/(Loss)
125000200	115,000	FNMA TBA 30YR JUNE DUE 06/01/2038 RATE 5.500 YIELDS VARY DUE TO CHANGES IN PREPAYMENT SPEEDS. SPECIFICS	05/09/08	05/09/08	\$ 115,610.94	\$ 115,610.94 \$ 115,610.94	\$ 0.00 \$ 0.00	\$ 0.00 \$ 0.00
125000300	105,000	GOLD 30 YR NEW DUE 08/01/2038 RATE 6.000 YIELDS VARY DUE TO CHANGES IN PREPAYMENT SPEEDS. SPECIFICS	07/22/08	07/22/08	104,310.94	104,310.94 104,310.94	0.00 0.00	0.00 0.00
125000400	265,000	AMGEN INC SR NOTES BOOK/ENTRY DD 11/18/04 DUE 11/18/2009 RATE 4.000	01/09/08	12/19/08	266,110.35	265,254.40 265,121.80	855.95 988.45	0.00 988.45
125000600	350,000	FEDERAL HOME LOAN BANK CONS BDS BOOK/ENTRY	10/26/07	01/16/08	368,305.00	351,045.80 350,987.00	17,259.20 17,318.00	0.00 17,318.00
	100,000	DTD 10/05/07 DUE 10/10/2012 RATE 4.625	12/18/07		105,230.00	102,336.60 102,301.00	2,893.40 2,929.00	0.00 2,929.00
125000700	450,000	FEDERAL HOME LOAN BANK CONS BDS BOOK/ENTRY DTD 01/17/2008 DUE 02/27/2013 RATE 3.375	01/16/08	07/31/08	438,912.00	447,984.00 447,984.00	(9,072.00) (9,072.00)	0.00 (9,072.00)
125000800	345,000	FEDERAL HOME LOAN MTG CORP DEBS-BK/ENTRY DTD 4/9/1998 DUE 04/15/2008 RATE 5.750	08/20/07	04/15/08	345,000.00	346,708.10 345,000.00	(1,708.10) 0.00	0.00 0.00
125000900	90,000	GENERAL ELEC CAP COR DTD 02/21/2001 MATY 02/22/2011 DUE 02/22/2011 RATE 6.125	04/18/08	05/21/08	94,826.70	94,869.90 94,715.10	(43.20) 111.60	0.00 111.60
125001400	30,000	JP MORGAN CHASE & CO DTD 11/25/2002	05/29/08	12/19/08	30,013.20	30,499.50 30,445.50	(486.30) (432.30)	0.00 (432.30)
	5,000	DUE 01/02/2013 RATE 5.750 YTM 5.737	08/06/08		5,002.20	4,974.80 4,874.80	27.40 27.40	0.00 27.40
125001600	167,000	ORACLE CORP DTD 04/09/2008	05/16/08	12/19/08	172,631.24	170,313.28 169,945.88	2,317.96 2,685.36	0.00 2,685.36
	16,000	DUE 04/15/2013 RATE 4.950 YTM 4.087	10/30/08		16,539.52	15,030.56 15,030.56	1,508.96 1,508.96	25.28 1,483.68

2  
0  
0  
8  
  
Y  
E  
A  
R  
  
E  
N  
D  
  
S  
U  
M  
M  
A  
R  
Y

Ref: 00009229 00080847

CITI GLOBAL IMPACT FUNDING

Account Number 692-17594-18 643

Details of Short-Term Gain/(Loss) 2008 - continued

Reference number	Quantity	Security Description	Opening Trade Date	Closing Trade Date	Sale Proceeds	Original Cost Adjusted Cost	Original Gain/(Loss) Adjusted Gain/(Loss)	Ordinary Income Capital Gain/(Loss)
125001700	140,000	ORACLE/OZARK HLDG GLOBAL NTS BOOK/ENTRY DD 1/13/06 DUE 01/15/2011 RATE 5.000	05/23/07	05/16/08	\$ 143,647.00	\$ 138,612.60 \$ 138,612.60	\$ 5,034.40 \$ 5,034.40	\$ 344.40 \$ 4,690.00
125001800	80,000	SBC COMMUNICATIONS INC DTD 08/18/04	02/08/07	01/29/08	81,092.00	79,936.00 79,936.00	1,156.00 1,156.00	0.00 1,156.00
	48,000	DUE 08/15/2016 RATE 5.625 YTM 5.419	09/17/07		48,655.20	47,580.96 47,580.96	1,074.24 1,074.24	0.00 1,074.24
125001900	117,000	US TSY INFLATION INDEX NTS CPI U NON-SEASONALLY ADJ DTD 01/15/2004 DUE 01/15/2014 RATE 2.000	02/29/08	11/19/08	127,776.13	143,993.24 148,652.08	(16,217.11) (20,875.93)	0.00 (20,875.93)
125002000	248,000	US TSY INFLATION INDEX NTS CPI U NON-SEASONALLY ADJ DTD 01/15/2004 DUE 01/15/2014 RATE 2.000	02/29/08	12/19/08	277,474.35	305,216.43 312,716.98	(27,742.08) (35,242.63)	0.00 (35,242.63)
125002100	265,000	U S TREASURY NOTES SER H-2009 DTD 05/15/2004 DUE 05/15/2009 RATE 3.875 YIELD 2.716MTY	08/17/07	01/09/08	269,026.76	263,561.13 263,561.13	5,465.63 5,465.63	312.62 5,153.01
125002200	185,000	U S TREASURY NOTES SER H-2009 DTD 05/15/2004 DUE 05/15/2009 RATE 3.875 YIELD 2.199MTY	08/17/07	01/25/08	188,938.48	183,995.51 183,995.51	4,942.97 4,942.97	244.14 4,698.83
125002300	46,000	U S TREASURY NOTES SER M-2011 DTD 08/31/2006 DUE 08/31/2011 RATE 4.625 YIELD 2.347MTY	12/28/07	02/12/08	49,543.44	48,062.81 47,999.62	1,480.63 1,543.82	0.00 1,543.82
125002400	90,000	U S TREASURY NOTES SER M-2011 DTD 08/31/2006 DUE 08/31/2011 RATE 4.625 YIELD 2.625MTY	12/28/07	04/18/08	95,748.05	94,035.94 93,717.00	1,712.11 2,031.05	0.00 2,031.05
125002500	30,000	U S TREASURY NOTES SER M-2011 DTD 08/31/2006 DUE 08/31/2011 RATE 4.625 YIELD 3.110MTY	12/28/07	05/29/08	31,394.53	31,345.31 31,201.60	49.22 193.03	0.00 193.03

2  
0  
0  
8  
  
Y  
E  
A  
R  
  
E  
N  
D  
  
S  
U  
M  
M  
A  
R  
Y



Smith Barney Reserved  
Client Statement  
2008 Year End Summary

Ref. 00009229 00080848

CITI GLOBAL IMPACT FUNDING  
Account Number 692-17594-18 643

2  
0  
0  
8  
  
Y  
E  
A  
R  
  
E  
N  
D  
  
S  
U  
M  
M  
A  
R  
Y

Details of Short Term Gain (Loss) 2008 - continued

Reference number	Quantity	Security Description	Opening Trade Date	Closing Trade Date	Sale Proceeds	Original Cost Adjusted Cost	Original Gain/(Loss) Adjusted Gain/(Loss)	Ordinary Income Capital Gain/(Loss)
125002600	37,000	U S TREASURY NOTES SER M-2011 DTD 08/31/2008 DUE 08/31/2011 RATE 4.625 YIELD 3.410MTY	12/28/07	06/16/08	\$ 38,351.37	\$ 38,659.22 \$ 38,460.76	(\$ 307.85) (\$ 109.39)	\$ 0.00 (\$ 109.39)
125002700	110,000	U S TREASURY NOTES SER M-2011 DTD 08/31/2008 DUE 08/31/2011 RATE 4.625 YIELD 2.464MTY	12/28/07	09/04/08	116,801.58	114,932.81 114,086.70	1,868.77 2,734.88	0.00 2,734.88
125002800	262,000	U S TREASURY NOTES SER M-2011 DTD 08/31/2008 DUE 08/31/2011 RATE 4.625 YIELD 1.275MTY	12/28/07	11/24/08	285,743.75	273,749.07 270,981.36	11,994.68 14,762.39	0.00 14,762.39
125002900	225,000 165,000 96,000	U S TREASURY NOTES SER M 2012 DTD 06/30/2007 DUE 06/30/2012 RATE 4.875 YIELD 2.427MTY	08/09/07 09/07/07 10/26/07	02/29/08	247,491.20 181,493.55 105,596.27	227,812.50 227,515.50 170,491.41 169,981.25 99,491.25 99,254.40	19,678.70 19,975.70 11,002.14 11,502.30 6,105.02 6,341.87	0.00 19,975.70 0.00 11,502.30 0.00 6,341.87
125003000	60,000	U S TREASURY NOTES SER M 2012 DTD 06/30/2007 DUE 06/30/2012 RATE 4.875 YIELD 2.720MTY	10/26/07	04/17/08	65,097.66	62,182.03 61,979.40	2,915.63 3,118.26	0.00 3,118.26
125003100	64,000	U S TREASURY NOTES SER M 2012 DTD 06/30/2007 DUE 06/30/2012 RATE 4.875 YIELD 2.965MTY	10/26/07	05/16/08	68,710.00	66,327.50 66,076.16	2,382.50 2,633.84	0.00 2,633.84
125003300	160,000	US TSY INFLATION INDEX NTS CPI U NON SEASONALLY ADJ DUE 07/15/2017 RATE 2.625 2.6250% JJ-15 DUE 07/15/2017	04/11/08	12/19/08	174,451.42	184,775.08 188,578.26	(10,323.66) (14,126.84)	0.00 (14,126.84)
125003400	25,000	U S TREASURY NOTES SER E-2017 DTD 08/15/2007 DUE 08/15/2017 RATE 4.750 YIELD 3.536MTY	09/20/07	02/05/08	27,436.52	25,220.23 25,214.25	2,216.29 2,222.27	0.00 2,222.27
125003500	25,000 60,000	U S TREASURY NOTES SER E-2017 DTD 08/15/2007 DUE 08/15/2017 RATE 4.750 YIELD 3.598MTY	09/20/07 10/26/07	02/06/08	27,303.71 65,528.91	25,220.22 25,214.25 61,696.88 61,861.40	2,083.49 2,089.46 3,832.03 3,867.51	0.00 2,089.46 0.00 3,867.51

Ref: 00009229 00080849

CITI GLOBAL IMPACT FUNDING

Account Number 692-17594-18 643

Details of Short-Term Gain/(Loss) 2008 - continued

Reference number	Quantity	Security Description	Opening Trade Date	Closing Trade Date	Sale Proceeds	Original Cost Adjusted Cost	Original Gain/(Loss) Adjusted Gain/(Loss)	Ordinary Income Capital Gain/(Loss)
125003600	40,000	U S TREASURY NOTES SER E-2017 DTD 08/15/2007	10/26/07	02/08/08	\$ 43,482.82	\$ 41,131.25	\$ 2,351.57	\$ 0.00
	10,000	DUE 08/15/2017 RATE 4.750	11/30/07		10,870.70	10,600.78	269.92	0.00
		YIELD 3.658MTY				10,681.50	279.20	279.20
125003700	160,000	U S TREASURY NOTES SER E-2017 DTD 08/15/2007	11/30/07	04/11/08	176,231.25	169,612.50	6,618.75	0.00
		DUE 08/15/2017 RATE 4.750				189,315.20	6,818.06	6,916.05
		YIELD 3.468MTY						
125003800	123,000	U S TREASURY NOTES SER E-2017 DTD 08/15/2007	11/30/07	05/06/08	131,994.38	130,389.81	1,604.77	0.00
	137,000	DUE 08/15/2017 RATE 4.750	12/18/07		147,018.13	130,121.70	1,872.68	1,872.68
		YIELD 3.806MTY				143,668.05	3,350.08	0.00
				12/28/07		96,681.24	143,449.98	3,688.17
90,000					94,577.34	2,003.90	0.00	
					94,439.70	2,141.54	2,141.54	
125003900	65,000	U S TREASURY NOTES SER E-2017 DTD 08/15/2007	12/28/07	06/26/08	68,488.67	68,305.86	182.81	0.00
		DUE 08/15/2017 RATE 4.750				68,168.15	322.52	322.52
		YIELD 4.041MTY						
125004000	60,000	U S TREASURY NOTES SER E-2017 DTD 08/15/2007	12/28/07	08/13/08	64,202.10	63,061.57	1,150.53	0.00
		DUE 08/15/2017 RATE 4.750				62,890.20	1,311.80	1,311.90
		YIELD 3.823MTY						
125004100	5,000	U S TREASURY NOTES SER E-2017 DTD 08/15/2007	12/28/07	10/01/08	5,391.78	5,254.30	137.48	0.00
		DUE 08/15/2017 RATE 4.750				5,237.70	154.08	154.08
		YIELD 3.705MTY						
125004200	5,000	U S TREASURY NOTES SER E-2017 DTD 08/15/2007	12/28/07	11/03/08	5,319.71	5,254.29	65.42	0.00
		DUE 08/15/2017 RATE 4.750				5,235.80	84.11	84.11
		YIELD 3.883MTY						
125004300	500,000	U S TREASURY NOTES SER AD-2009 DTD 09/30/2007	12/18/07	03/25/08	517,500.00	508,875.00	10,625.00	0.00
		DUE 09/30/2009 RATE 4.000				505,880.00	11,820.00	11,820.00
		YIELD 1.649MTY						

2  
0  
0  
8  
  
Y  
E  
A  
R  
  
E  
N  
D  
  
S  
U  
M  
M  
A  
R  
Y

Ref: 0009229 00080850

CITI GLOBAL IMPACT FUNDING

Account Number 692-17594-18 643

**Details of Short-Term Gain/Loss - 2008 - continued**

Reference number	Quantity	Security Description	Opening Trade Date	Closing Trade Date	Sale Proceeds	Original Cost Adjusted Cost	Original Gain/(Loss) Adjusted Gain/(Loss)	Ordinary Income Capital Gain/(Loss)
125004400	600,000	U S TREASURY NOTES SER O-2012 DTD 09/30/2007	11/30/07	03/26/08	\$ 648,312.50	\$ 619,476.56 \$ 818,324.00	\$ 26,835.94 \$ 27,988.50	\$ 0.00 \$ 27,988.50
	150,000	DUE 09/30/2012 RATE 4.250 YIELD 2.433MTY	12/18/07		161,578.13	154,746.09 154,603.00	6,832.04 7,075.13	0.00 7,075.13
	300,000		12/28/07		323,156.25	309,703.13 309,284.00	13,453.12 13,892.25	0.00 13,892.25
	600,000		01/08/08		646,312.50	628,804.69 627,612.00	17,507.81 18,700.50	0.00 18,700.50
125004500	135,000	U S TREASURY NOTES SER AF-2009 DTD 11/30/2007 DUE 11/30/2009 RATE 3.125 YIELD 2.354MTY	01/08/08	05/16/08	136,566.21	135,827.93 135,877.70	738.28 888.51	0.00 888.51
125004600	565,000	U S TREASURY NOTES SER AF-2009 DTD 11/30/2007	01/08/08	06/06/08	571,775.54	568,465.04 587,723.30	3,310.50 4,052.24	0.00 4,052.24
	185,000	DUE 11/30/2009 RATE 3.125 YIELD 2.293MTY	01/25/08		187,218.60	188,100.20 187,497.50	(881.60) (278.90)	0.00 (278.90)
125004700	500,000	U S TREASURY NOTES SER V-2010 DTD 02/29/2008 DUE 02/28/2010 RATE 2.000 YIELD .819MTY	03/25/08	11/25/08	507,382.81	502,460.94 501,610.00	4,921.87 5,772.81	0.00 5,772.81
125004800	115,000	U S TREASURY NOTES SER G-2013 DTD 02/29/2008 DUE 02/28/2013 RATE 2.750 YIELD 2.954MTY	03/26/08	05/09/08	113,953.32	116,024.22 115,998.20	(2,070.90) (2,044.88)	0.00 (2,044.88)
125004900	235,000	U S TREASURY NOTES SER G-2013 DTD 02/29/2008 DUE 02/28/2013 RATE 2.750 YIELD 3.086MTY	03/26/08	06/19/08	231,511.72	237,092.97 237,030.40	(5,581.25) (5,518.68)	0.00 (5,518.68)
125005000	5,000	U S TREASURY NOTES SER G-2013 DTD 02/29/2008 DUE 02/28/2013 RATE 2.750 YIELD 3.594MTY	03/26/08	06/12/08	4,818.36	5,044.53 5,042.65	(226.17) (224.29)	0.00 (224.29)
125005100	105,000	U S TREASURY NOTES SER G-2013 DTD 02/29/2008 DUE 02/28/2013 RATE 2.750 YIELD 3.405MTY	03/26/08	07/22/08	102,087.54	105,935.16 105,876.75	(3,847.62) (3,789.21)	0.00 (3,789.21)

2  
0  
0  
8  
Y  
E  
A  
R  
E  
N  
D  
S  
U  
M  
M  
A  
R  
Y



Ref: 00009229 00080851

CITI GLOBAL IMPACT FUNDING

Account Number 692-17594-18 643

Details of Short-Term Gain/(Loss) 2008 - continued

Reference number	Quantity	Security Description	Opening Trade Date	Closing Trade Date	Sale Proceeds	Original Cost Adjusted Cost	Original Gain/(Loss) Adjusted Gain/(Loss)	Ordinary Income Capital Gain/(Loss)
125005200	5,000	U S TREASURY NOTES SER G-2013 DTD 02/29/2008 DUE 02/28/2013 RATE 2.750 YIELD 3.248MTY	03/26/08	08/06/08	\$ 4,895.10	\$ 5,044.53 \$ 5,041.40	(\$ 149.43) (\$ 146.30)	\$ 0.00 (\$ 146.30)
125005300	16,000	U S TREASURY NOTES SER G-2013 DTD 02/29/2008 DUE 02/28/2013 RATE 2.750 YIELD 2.511MTY	03/26/08	10/30/08	16,155.63	16,142.50 16,125.92	13.13 29.71	0.00 29.71
125005400	1,169,000	U S TREASURY NOTES SER G-2013 DTD 02/29/2008 DUE 02/28/2013 RATE 2.750 YIELD 1.097MTY	03/26/08	12/02/08	1,248,820.78	1,179,411.40 1,178,012.98	69,409.38 70,807.79	0.00 70,807.79
125005500	750,000	U S TREASURY NOTES SER Y-2010 DTD 05/31/08 DUE 05/31/2010 RATE 2.625 YIELD .692MTY	06/06/08	12/02/08	771,474.61	752,871.09 752,175.00	18,603.52 18,299.61	0.00 19,299.61
125005600	115,000	U S TREASURY NOTES SER Q-2013 DTD 09/30/08 DUE 09/30/2013 RATE 3.125 YIELD 1.318MTY	10/08/08	12/22/08	124,572.47	118,728.90 118,579.95	5,843.57 5,992.52	0.00 5,992.52
125006700	500,000 750,000	U S TREASURY NOTES SER AE-2010 DTD 11/30/2008 DUE 11/30/2010 RATE 1.250 YIELD .754MTY	11/25/08 12/02/08	12/19/08	504,763.95 757,145.93	500,859.38 500,830.00 755,156.25 755,017.50	3,904.57 3,933.95 1,989.68 2,128.43	0.00 3,933.95 0.00 2,128.43
125005800	1,169,000	U S TREASURY NOTES SER S-2013 DTD 11/30/2008 DUE 11/30/2013 RATE 2.000 YIELD 1.382MTY	12/02/08	12/22/08	1,203,335.46	1,187,722.27 1,187,528.85	15,613.19 15,806.81	0.00 15,806.81
125005900	105,000	U S TREASURY NOTES SER S-2011 DTD 11/15/08 DUE 11/15/2011 RATE 1.750 YIELD .945MTY	11/24/08	12/17/08	107,419.57	105,816.58 105,799.05	1,603.01 1,620.52	0.00 1,620.52
125006000	16,000	U S TREASURY NOTES SER S-2011 DTD 11/15/08 DUE 11/15/2011 RATE 1.750 YIELD .896MTY	11/24/08	12/18/08	16,391.20	16,124.43 16,121.60	266.77 289.60	0.00 269.60

2  
0  
0  
8  
  
Y  
E  
A  
R  
  
E  
N  
D  
  
S  
U  
M  
M  
A  
R  
Y

Ref: 00009229 00080852

CITI GLOBAL IMPACT FUNDING  
Account Number 692-17594-18 643

Details of Short-Term Gain/(Loss) 2008 - continued

Reference number	Quantity	Security Description	Opening Trade Date	Closing Trade Date	Sale Proceeds	Original Cost Adjusted Cost	Original Gain/(Loss) Adjusted Gain/(Loss)	Ordinary Income Capital Gain/(Loss)
125008100	141,000	U S TREASURY NOTES SER 5-2011 DTD 11/15/08 DUE 11/15/2011 RATE 1.750 YIELD 1.050MTY	11/24/08	12/22/08	\$ 143,808.51	\$ 142,096.53 \$ 142,087.37	\$ 1,711.98 \$ 1,741.14	\$ 0.00 \$ 1,741.14
125006200	70,000	UNITED HEALTHCARE NOTES BOOK/ENTRY DD 12/3/03 DUE 01/30/2008 RATE 3.300	03/15/07	01/30/08	70,000.00	68,861.80 68,861.80	1,138.20 1,138.20	1,138.20 0.00
<b>Total</b>					<b>\$ 14,705,805.44</b>	<b>\$ 14,457,896.32</b> <b>\$ 14,464,584.07</b>	<b>\$ 247,809.12</b> <b>\$ 251,241.37</b>	<b>\$ 2,064.64</b> <b>\$ 248,176.73</b>

Details of Long-Term Gain/(Loss) 2008

This section shows your sales of securities during the year. The "Sale Proceeds" column excludes any accrued income you may have received. In addition, although cash in lieu less than \$20 is not included on Form 1099-B (if applicable), it is included in this section. Please note, this material is being prepared for informational purposes only and should not be used for tax preparation without the assistance of your tax advisor. For additional information regarding this section see enclosed brochure.

Reference number	Quantity	Security Description	Opening Trade Date	Closing Trade Date	Sale Proceeds	Original Cost Adjusted Cost	Original Gain/(Loss) Adjusted Gain/(Loss)	Ordinary Income Capital Gain/(Loss)
125000100	110,000	AOL TIME WARNER INC BK/ENTRY-DTD 04/08/2002 DUE 05/01/2012 RATE 6.875 YTM 8.335	08/24/07	12/19/08	\$ 105,369.00	\$ 114,973.10 \$ 113,897.10	(\$ 9,604.10) (\$ 8,328.10)	\$ 0.00 (\$ 8,328.10)
125000500	130,000	FEDERAL HOME LOAN MTG CORP MEDIUM TERM NOTES-BK/ENTRY DTD 08/04/2005 DUE 08/04/2008 RATE 4.500	04/17/06	08/04/08	130,000.00	127,894.00 127,894.00	2,106.00 2,106.00	2,106.00 0.00
125000900	140,000	GENERAL ELEC CAP COR DTD 02/21/2001	03/27/07	05/21/08	147,508.20	145,367.60 143,871.00	2,140.60 3,837.20	0.00 3,637.20
	21,000	MATY 02/22/2011 DUE 02/22/2011 RATE 6.125	05/16/07		22,126.23	21,661.08 21,493.71	465.15 632.52	0.00 632.52
125001000	60,000	GOLDMAN SACHS GROUP INC BONDS DTD 1/16/01 DUE 01/15/2011 RATE 6.875 YTM 6.598	09/12/06	12/19/08	60,311.40	63,301.80 61,663.80	(2,990.40) (1,352.40)	0.00 (1,352.40)

2  
0  
0  
8  
  
Y  
E  
A  
R  
  
E  
N  
D  
  
S  
U  
M  
M  
A  
R  
Y

Ref: 00009229 00080853

CITI GLOBAL IMPACT FUNDING

Account Number 692-17594-18 643

Details of Long Term Gain (Loss) 2008 - continued

Reference number	Quantity	Security Description	Opening Trade Date	Closing Trade Date	Sale Proceeds	Original Cost Adjusted Cost	Original Gain/(Loss) Adjusted Gain/(Loss)	Ordinary Income Capital Gain/(Loss)
125001100	5,000	HOUSEHOLD FINANCE CO DTD 10/23/01	01/10/05	12/19/08	\$ 5,014.40	\$ 5,495.60	(\$ 481.20)	\$ 0.00
	10,000	DUE 10/15/2011 RATE 6.375 YTM 6.257	04/12/05		10,028.80	10,800.00	(771.20)	0.00
	35,000		03/15/06		35,100.80	36,576.40	(1,475.60)	0.00
	10,000		10/02/06		10,028.80	10,504.40	(475.60)	0.00
	5,000		10/26/06		5,014.40	5,221.70	(207.30)	0.00
	15,000		12/07/06		15,043.20	15,799.05	(755.85)	0.00
	35,000		01/22/07		35,100.80	36,553.30	(1,452.50)	0.00
	11,000		10/11/07		11,031.68	11,337.59	(305.91)	0.00
						11,243.64	(211.88)	(211.86)
	125001200	10,000	HOUSEHOLD FIN CORP GLOBAL NOTE BOOK/ENTRY	02/15/05	12/15/08	10,000.00	10,013.60	(13.60)
	5,000	DD 12/10/03	11/14/05		5,000.00	4,872.85	127.15	127.15
	20,000	DUE 12/15/2008 RATE 4.125	02/22/06		20,000.00	19,450.20	549.80	549.80
						19,450.20	549.80	0.00
125001300	65,000	INTL LEASE FIN CORP NOTES BOOK/ENTRY DD 6/13/06	07/18/06	09/16/08	41,600.00	64,569.05	(22,969.05)	0.00
	55,000	DUE 06/15/2011 RATE 5.750 YTM 24.545	04/04/07		35,200.00	56,226.50	(21,026.50)	0.00
						55,830.50	(20,630.50)	(20,630.50)
125001400	5,000	JP MORGAN CHASE & CO DTD 11/25/2002	01/10/05	12/19/08	5,002.20	5,283.25	(281.05)	0.00
	5,000	DUE 01/02/2013 RATE 5.750 YTM 5.737	02/10/05		5,002.20	5,156.45	(154.25)	(154.25)
	5,000		03/07/05		5,002.20	5,374.50	(372.30)	0.00
	10,000		11/14/05		10,004.40	5,207.95	(205.75)	(205.75)
	25,000		02/27/06		25,011.00	5,308.00	(305.80)	0.00
	5,000		03/24/06		5,002.20	5,172.90	(170.70)	(170.70)
	10,000				10,004.40	10,253.90	(249.50)	0.00
	25,000				25,011.00	10,155.10	(150.70)	(150.70)
	5,000				5,002.20	25,673.25	(662.25)	0.00
	10,000				10,004.40	25,425.75	(414.75)	(414.75)
						5,100.05	(97.85)	0.00
						5,064.00	(61.80)	(61.80)
						10,026.50	(22.10)	0.00
						10,017.50	(13.10)	(13.10)

2008 YEAR END SUMMARY

Ref: 00009229 00080854

CITI GLOBAL IMPACT FUNDING  
Account Number 692-17594-18 643

Details of Long Term Gain/(Loss) 2008 - continued

Reference number	Quantity	Security Description	Opening Trade Date	Closing Trade Date	Sale Proceeds	Original Cost Adjusted Cost	Original Gain/(Loss) Adjusted Gain/(Loss)	Ordinary Income Capital Gain/(Loss)
	50,000		03/15/07		\$ 50,022.00	\$ 51,386.50	(\$ 1,364.50)	\$ 0.00
	47,000		05/16/07		47,020.68	\$ 51,009.00	(\$ 987.00)	(\$ 987.00)
						48,073.95	(1,053.27)	0.00
						47,801.82	(781.14)	(781.14)
125001500	115,000	LEHMAN BROTHERS HOLD DTD 12/21/2005 DUE 01/14/2011 RATE 5.000 5.0000% DUE 01/14/2011	11/17/06	12/19/08	11,212.50	114,195.00	(102,982.50)	0.00
						114,195.00	(102,982.50)	(102,982.50)
125003200	195,000	US TSY INFLATION INDEX NTS CPI U NON SEASONALLY ADJ DUE 07/15/2017 RATE 2.625 2.6250% JJ-15 DUE 07/15/2017	11/07/07	11/21/08	190,403.61	208,370.99	(17,967.38)	0.00
						217,902.53	(27,498.92)	(27,498.92)
125003300	5,000	US TSY INFLATION INDEX NTS CPI U NON SEASONALLY ADJ DUE 07/15/2017 RATE 2.625 2.6250% JJ-15 DUE 07/15/2017	11/07/07	12/19/08	5,451.61	5,342.85	108.76	0.00
						5,548.44	(97.83)	(97.83)
	120,000		11/19/07		130,838.57	129,962.30	876.27	0.00
						134,692.64	(3,854.07)	(3,854.07)
	100,000		11/30/07		109,032.14	109,655.95	(623.81)	0.00
						113,416.07	(4,383.93)	(4,383.93)
125006200	5,000	UNITED HEALTHCARE NOTES BOOK/ENTRY	01/05/05	01/30/08	5,000.00	4,914.55	85.45	85.45
						4,914.55	85.45	0.00
	5,000	DD 12/3/03 DUE 01/30/2008 RATE 3.300	03/11/05		5,000.00	4,861.90	138.10	138.10
						4,861.90	138.10	0.00
Total					\$ 1,322,487.42	\$ 1,504,401.26	(\$ 181,913.84)	\$ 3,006.50
						\$ 1,513,464.15	(\$ 190,978.73)	(\$ 193,983.23)

2  
0  
0  
8  
  
Y  
E  
A  
R  
  
E  
N  
D  
  
S  
U  
M  
M  
A  
R  
Y

Ref: 00009230 00080867

CITI GLOBAL IMPACT FUNDING  
Account Number 692-17596-16 643

Details of Earnings 2008

Dividends and Distributions, Section 1

Amounts displayed for dividends include dividend reinvestments, money fund earnings, accrued dividends received and dividends exempt from Federal income tax.  
"Total dividends" includes both Qualified and non-qualified dividends received.  
"Total capital gain distributions" is a total of long term capital gain distributions, Unrecaptured Sec. 1250 gain and Section 1202 gain

Reference number	Description	Total dividends	Qualified dividends	Short term capital gains	Total capital gain distributions	Unrecaptured Sec. 1250 gain	Section 1202 gain	Alternative minimum tax
160000100	ALLERGAN INC	\$ 1,230.90	\$ 1,230.90					
160000200	*** AMERICA MOVIL S.A.B DE CV SER L SPONS ADR	2,151.53	2,151.53					
160000300	CME GROUP INC CLASS A	4,892.40	4,892.40					
160000400	EXPEDITORS INTL OF WASH INC	556.00	556.00					
160000500	WESTERN ASSET MONEY MARKET FUND CLASS A	2,973.33						
160000600	LOWES COMPANIES INC	662.16	662.16					
160000700	MOODYS CORPORATION	2,059.40	2,059.40					
160000800	*** SCHLUMBERGER LTD	3,830.19	3,830.19					
160000900	STRYKER CORP	713.79	713.79					
160001000	VISA INC COM CL A	878.33	878.33					
160001100	WALGREEN CO NEW	418.48	418.48					
<b>Totals</b>		<b>\$ 20,366.51</b>	<b>\$ 17,393.18</b>					

Details of Short Term Gain/(Loss) 2008

This section shows your sales of securities during the year. The "Sale Proceeds" column excludes any accrued income you may have received. In addition, although cash in lieu less than \$20 is not included on Form 1099-B (if applicable), it is included in this section. Please note, this material is being prepared for informational purposes only and should not be used for tax preparation without the assistance of your tax advisor.

Reference number	Quantity	Security Description	Opening Trade Date	Closing Trade Date	Sale Proceeds	Cost	(Loss)	Gain
125000300	434	AMAZON COM INC FULL PRICE IS 87 67115200	01/03/08	08/14/08	\$ 38,049.06	\$ 42,083.81	(\$ 4,034.75)	
125001300	114	CERNER CORP	12/28/07	10/28/08	4,024.12	6,565.00	(2,540.88)	
	193		6,812.77		10,929.09	(4,116.32)		
	32		1,129.58		1,505.92	(376.34)		

2  
0  
0  
8  
  
Y  
E  
A  
R  
  
E  
N  
D  
  
S  
U  
M  
M  
A  
R  
Y

Ref: 00009230 00080868

CITI GLOBAL IMPACT FUNDING  
Account Number 692-17596-16 643

Details of Short-Term Gain (Loss) 2008 - continued

Reference number	Quantity	Security Description	Opening Trade Date	Closing Trade Date	Sale Proceeds	Cost	(Loss)	Gain
125001900	210	EXPEDITORS INTL OF WASH INC	12/28/07	11/21/08	\$ 5,714.42	\$ 9,535.66	(\$ 3,821.24)	
	277		12/31/07		7,537.60	12,486.97	(4,949.37)	
	33		06/09/08		897.99	1,526.91	(628.92)	
125002300	219	GENENTECH INC	12/28/07	09/22/08	20,342.90	14,688.72		5,654.18
	301		12/31/07		27,959.88	20,243.51		7,716.37
	65		05/21/08		6,037.85	4,506.45		1,531.40
	114		06/09/08		10,589.46	8,421.07		2,168.39
125003400	.1644	JOHN BEAN TECHNOLOGIES CORP	07/31/07	07/31/08	2.12	1.84		.28
	.0078	CASH IN LIEU OF .53600	08/15/07		.10	.07		.03
	.0129		12/28/07		.17	.16		.01
	.0256		12/31/07		.33	.32		.01
	.0989		01/23/08		1.28	.98		.30
	.0071		06/09/08		.09	.12	(.03)	
	.142		07/14/08		1.83	2.26	(.43)	
125003500	11.2244	JOHN BEAN TECHNOLOGIES CORP	08/15/07	08/07/08	138.14	106.03		32.11
	18.9951		12/28/07		233.77	237.54	(3.77)	
	37.5584		12/31/07		462.23	466.74	(4.51)	
	145.2691		01/23/08		1,787.82	1,448.59		339.23
	10.3609		06/09/08		127.51	175.99	(48.48)	
208.514		07/14/08	2,566.16	3,334.49	(768.33)			
125003600	453	LAS VEGAS SANDS CORP	11/13/07	08/14/08	23,965.83	52,532.10	(28,566.27)	
125003700	384	LOWES COMPANIES INC	12/28/07	03/18/08	8,182.76	8,794.52	(611.76)	
	415		12/31/07		8,843.34	9,437.64	(594.30)	
125004400	141	TEVA PHARMACEUTICAL INDS	12/28/07	02/04/08	6,438.21	6,570.18	(131.97)	
	134	LTD ADR	12/31/07		6,118.59	6,237.03	(118.44)	
125004600	294	VISA INC COM CL A	03/20/08	08/14/08	21,991.95	17,995.86		3,996.09
125004700	114	WALGREEN CO NEW	12/28/07	04/16/08	4,079.17	4,413.77	(334.60)	
	204		12/31/07		7,299.58	7,785.21	(485.63)	
125004800	157	YAHOO INC	12/28/07	01/18/08	3,231.07	3,668.67	(437.60)	
	168		12/31/07		3,457.46	3,912.79	(455.33)	
<b>Total</b>					<b>\$ 228,025.14</b>	<b>\$ 259,615.81</b>	<b>(\$ 53,029.27)</b>	<b>\$ 21,438.60</b>

2  
0  
0  
8  
Y  
E  
A  
R  
E  
N  
D  
S  
U  
M  
M  
A  
R  
Y

Ref: 00009230 00080869

CITI GLOBAL IMPACT FUNDING  
Account Number 692-17596-16 643

Details of Long Term Gain/(Loss) 2008

This section shows your sales of securities during the year. The "Sale Proceeds" column excludes any accrued income you may have received. In addition, although cash in lieu less than \$20 is not included on Form 1099-B (if applicable), it is included in this section. Please note, this material is being prepared for informational purposes only and should not be used for tax preparation without the assistance of your tax advisor.

Reference number	Quantity	Security Description	Opening Trade Date	Closing Trade Date	Sale Proceeds	Cost	(Loss)	Gain
125000100	19.2772	ABRAXIS BIOSCIENCE INC NEW	04/20/06	08/14/08	\$ 1,425.83	\$ 934.93		\$ 490.90
	97.7228		04/28/06		7,228.03	5,083.82		2,144.21
125000200	210	ALLERGAN INC	05/30/06	08/14/08	11,862.60	9,961.35		1,901.25
	404		08/25/06		22,821.38	22,911.65	(90.27)	
125000400	42	AMERICA MOVIL S.A.B DE CV	08/28/06	04/11/08	2,654.31	1,588.02		1,066.29
	202	SER L SPONS ADR	08/28/06		12,765.96	7,637.64		5,128.32
	177		08/28/06		11,186.02	6,692.39		4,493.63
	177		08/28/06		11,186.02	6,692.39		4,493.63
	1		08/28/06		63.19	37.81		25.38
125000500	202	AMERICA MOVIL S.A.B DE CV	08/28/06	07/11/08	10,072.95	7,637.64		2,435.31
	203	SER L SPONS ADR	08/28/06		10,122.82	7,675.45		2,447.37
	203		08/28/06		10,122.82	7,675.45		2,447.37
	254		08/28/06		12,665.99	9,603.77		3,062.22
	356		08/28/06		17,752.34	13,460.40		4,291.94
	102		08/31/06		5,086.34	3,889.95		1,196.39
	77		10/31/06		3,839.70	3,217.06		622.64
125000600	278	AMERICA MOVIL S.A.B DE CV SER L SPONS ADR	10/31/06	08/14/08	14,000.28	11,614.84		2,385.44
125000700	204	APPLE INC	08/25/06	08/14/08	36,667.16	13,953.82		22,713.34
125000800	2,231	BROADCOM CORP CL A	12/07/06	07/29/08	53,763.67	76,870.44	(23,106.77)	
125000900	478	BROADCOM CORP CL A	12/07/06	08/14/08	12,930.77	16,469.78	(3,539.01)	
	64		12/22/06		1,731.32	2,032.67	(301.35)	
125001000	69	CME GROUP INC CLASS A	04/28/06	08/14/08	23,998.06	31,948.42	(7,950.36)	
125001100	209	CERNER CORP	03/28/07	08/14/08	10,036.33	11,659.96	(1,623.63)	
125001200	674	CERNER CORP	03/28/07	10/27/08	23,296.27	37,601.99	(14,305.72)	
125001300	612	CERNER CORP	03/28/07	10/28/08	21,603.17	34,143.05	(12,539.88)	
	194		03/30/07		6,848.06	10,588.58	(3,740.52)	
125001400	1,918	EMC CORP-MASS	07/13/07	08/14/08	28,641.32	36,547.11	(7,905.79)	
125001500	4,578	EMC CORP-MASS	07/13/07	12/05/08	46,756.22	87,232.87	(40,476.65)	
	500		10/22/07		5,106.62	11,236.40	(6,129.78)	

2  
0  
0  
8  
  
Y  
E  
A  
R  
  
E  
N  
D  
  
S  
U  
M  
M  
A  
R  
Y

Ref: 00009230 00080870

CITI GLOBAL IMPACT FUNDING

Account Number 692-17596-16 643

Details of Long Term Gain (Loss) 2008 *continued*

Reference number	Quantity	Security Description	Opening Trade Date	Closing Trade Date	Sale Proceeds	Cost	(Loss)	Gain
125001600	58	EXPEDITORS INTL OF WASH INC	03/02/07	08/14/08	\$ 2,107.80	\$ 2,651.15	(\$ 543.35)	
	126		03/02/07		4,579.00	5,751.36	(1,172.36)	
125001700	628	EXPEDITORS INTL OF WASH INC TRADE AS OF 11/19/08	03/02/07	11/19/08	18,274.12	28,665.50	(10,391.38)	
125001800	1,175	EXPEDITORS INTL OF WASH INC	03/02/07	11/20/08	32,496.67	53,633.70	(21,137.03)	
125001900	883	EXPEDITORS INTL OF WASH INC	03/02/07	11/21/08	24,027.79	40,305.15	(16,277.36)	
	118		03/09/07		3,210.96	5,277.83	(2,066.87)	
125002000	210	FMC TECHNOLOGIES INC	07/30/07	08/14/08	11,336.78	9,192.35		2,144.43
125002100	188	GENENTECH INC	04/28/06	04/11/08	14,447.30	14,989.16	(541.86)	
	377		05/09/06		28,971.45	30,315.70	(1,344.25)	
	459		05/30/06		35,272.94	37,541.20	(2,268.26)	
	165		10/31/06		12,679.82	13,832.38	(1,152.56)	
125002200	243	GENENTECH INC	10/31/06	08/14/08	24,018.22	20,371.32		3,646.90
125002300	45	GENENTECH INC	10/31/06	09/22/08	4,180.05	3,772.47		407.58
	496		12/22/06		46,073.43	39,891.49		6,181.94
	467		12/27/06		43,379.62	37,333.57		6,046.05
	818		01/05/07		75,984.00	68,357.32		7,626.68
	94		01/11/07		8,731.66	8,098.10		633.56
125002400	312	GENZYME CORP	01/11/06	08/14/08	25,512.10	23,080.86		2,431.24
	12		01/12/06		981.23	866.05		115.18
	108		04/20/06		8,831.11	6,517.53		2,313.58
125002500	207	GENZYME CORP	04/20/06	11/06/08	14,604.13	12,491.93		2,112.20
125002600	2	GENZYME CORP	04/20/06	12/05/08	126.26	120.70		5.56
	132		04/26/06		8,332.97	7,923.96		409.01
	222		04/28/06		14,014.53	13,442.03		572.50
125002700	60	GOOGLE INC CLASS A	05/09/06	08/14/08	30,282.13	23,696.78		6,585.35
	48		05/30/06		24,225.70	18,164.91		6,060.79
125002800	87	GOOGLE INC CLASS A	05/30/06	11/06/08	28,768.99	32,923.90	(4,154.91)	
125002900	6	GOOGLE INC CLASS A	05/30/06	11/13/08	1,704.77	2,270.61	(565.84)	
	14		10/31/06		3,977.79	6,741.82	(2,764.03)	
125003000	178	INTERCONTINENTALEXCHANGE INC	07/19/06	08/14/08	15,355.97	10,305.36		5,050.61
125003100	70	INTUITIVE SURGICAL INC	08/07/06	08/14/08	21,358.98	6,745.41		14,613.57
125003200	15	INTUITIVE SURGICAL INC	08/07/06	11/13/08	2,334.60	1,445.44		889.16
125003300	183.5	IRON MTN INC (DEL)	04/26/06	08/14/08	5,404.22	4,807.96		596.26
	20.5		04/28/06		603.74	534.91		68.83

2008 YEAR END SUMMARY



Ref: 00009230 00080871

CITI GLOBAL IMPACT FUNDING

Account Number 692-17596-16 643

Details of Long Term Gains (Loss) 2008 - continued

Reference number	Quantity	Security Description	Opening Trade Date	Closing Trade Date	Sale Proceeds	Cost	(Loss)	Gain
125003400	0775	JOHN BEAN TECHNOLOGIES CORP CASH IN LIEU OF .53600	07/30/07	07/31/08	\$ 1.00	\$ .76		\$ .24
125003500	113.7545 241.3236	JOHN BEAN TECHNOLOGIES CORP	07/30/07 07/31/07	08/07/08	1,399.97 2,969.95	1,124.99 2,418.86		274.98 551.09
125003700	229 414 1,096 298 1,200 721 1,056 824 1,188 452	LOWES COMPANIES INC	04/20/06 04/26/06 04/28/06 05/09/06 05/30/06 10/31/06 12/22/06 12/27/06 01/05/07 01/11/07	03/18/08	4,879.82 8,822.04 23,354.95 6,350.16 25,571.12 15,363.98 22,502.58 17,558.83 25,315.41 9,631.79	7,296.42 13,146.69 34,688.40 9,772.75 36,588.00 21,867.93 31,995.84 25,667.60 37,987.01 14,825.60	(2,416.60) (4,324.65) (11,333.45) (3,422.59) (11,016.88) (6,503.95) (9,493.06) (8,108.77) (12,671.60) (5,193.81)	
125003800	198 252	MOODYS CORPORATION	04/28/06 05/09/06	08/14/08	7,615.34 9,692.24	12,296.47 14,147.66	(4,681.13) (4,455.42)	
125003900	629	NATIONAL OILWELL VARCO INC	06/14/07	08/14/08	44,699.31	32,951.42		11,747.89
125004000	277	SALESFORCE.COM INC	02/14/07	08/14/08	18,656.67	13,775.71		4,880.96
125004100	332	SCHLUMBERGER LTD	11/20/06	08/14/08	31,322.53	20,997.41		10,325.12
125004200	1,249 143	STARBUCKS CORP	01/11/06 04/20/06	08/14/08	20,922.88 2,395.49	38,724.87 5,588.20	(17,801.99) (3,192.71)	
125004300	190	STRYKER CORP	01/11/06	08/14/08	12,684.70	9,101.29		3,583.41
125004400	7 235 850 1,032 238 615	TEVA PHARMACEUTICAL INDS LTD ADR	05/30/06 10/31/06 12/22/06 12/27/06 01/05/07 01/11/07	02/04/08	319.63 10,730.36 38,811.93 47,122.25 10,867.34 28,081.57	260.57 7,622.70 26,618.60 32,694.28 7,620.76 20,233.50		59.06 3,107.66 12,193.33 14,427.97 3,248.58 7,848.07
125004500	24 319	VARIAN MEDICAL SYSTEMS INC	05/30/06 08/21/06	08/14/08	1,541.08 20,483.51	1,127.94 16,623.38		413.14 3,860.13
125004700	291 383 269 534 655 152 541 584	WALGREEN CO NEW	01/11/06 04/20/06 04/28/06 05/09/06 05/30/06 10/31/06 12/22/06 12/27/06	04/16/08	10,412.62 13,704.58 9,625.41 19,107.69 23,437.34 5,438.89 19,358.17 20,896.80	12,614.53 16,522.12 11,269.73 22,478.41 26,704.15 6,595.28 25,479.53 26,841.57	(2,201.91) (2,817.54) (1,644.32) (3,370.72) (3,266.81) (1,156.39) (6,121.36) (5,944.77)	

2  
0  
0  
8  
  
Y  
E  
A  
R  
  
E  
N  
D  
  
S  
U  
M  
M  
A  
R  
Y

Ref: 00009230 00080872

CITI GLOBAL IMPACT FUNDING

Account Number 692-17596-16 643

Details of Longterm Gain/(Loss) 2008 - continued

Reference number	Quantity	Security Description	Opening Trade Date	Closing Trade Date	Sale Proceeds	Cost	(Loss)	Gain
	443		01/05/07		\$ 15,851.51	\$ 20,293.83	(\$ 4,442.32)	
	235		01/11/07		8,408.82	10,784.15	(2,375.33)	
125004800	95	YAHOO INC	04/28/06	01/18/08	1,955.11	3,154.53	(1,199.42)	
	450		05/09/06		9,261.04	14,688.90	(5,427.86)	
	1,007		05/30/06		20,724.15	32,535.97	(11,811.82)	
	124		10/31/06		2,551.93	3,263.63	(711.70)	
	821		12/22/06		16,896.25	21,014.97	(4,118.72)	
	825		12/27/06		16,978.57	21,103.25	(4,124.68)	
	846		01/05/07		17,410.75	22,888.19	(5,477.44)	
	280		01/11/07		5,762.42	8,114.15	(2,351.73)	
<b>Total</b>					<b>\$ 1,739,876.86</b>	<b>\$ 1,892,771.86</b>	<b>(\$ 359,271.24)</b>	<b>\$ 206,376.24</b>

Details of Deposits and Withdrawals 2008

This section reflects any deposits or withdrawals made to your account during the year.

Deposits

Reference number	Date	Description	Amount
210000100	05/20/08	FROM 692-17606-01 TO 692-17596-01	\$ 200,000.00
<b>Total</b>			<b>\$ 400,000.00</b>

Reference number	Date	Description	Amount
210000200	06/06/08	FROM 692-17606-01 TO 692-17596-01	\$ 200,000.00

Withdrawals

Reference number	Date	Description	Referral number	Amount
220000100	12/29/08	WESTERN ASSET MONEY MARKET FUND CLASS A FROM 692-17596-01 TO 692-72495-01		\$ 576.15
220000300	04/30/08	CONSULTING & ADVISORY SERVICES FROM 01/01/08 TO 03/31/08		8,481.09
220000500	08/19/08	FROM 692-17596-01 TO 692-17606-01		600,000.00

Reference number	Date	Description	Referral number	Amount
220000200	01/18/08	CONSULTING & ADVISORY SERVICES FROM 10/01/07 TO 12/31/07		\$ 10,003.12
220000400	07/18/08	CONSULTING & ADVISORY SERVICES FROM 04/01/08 TO 06/30/08		9,229.49
220000600	10/17/08	CONSULTING & ADVISORY SERVICES FROM 07/01/08 TO 09/30/08		7,962.07

2  
0  
0  
8  
  
Y  
E  
A  
R  
  
E  
N  
D  
  
S  
U  
M  
M  
A  
R  
Y

Ref: 00009231 00080879

CITI GLOBAL IMPACT FUNDING  
Account Number 692-17597-15 643

Details of Short Term (Gain) (Loss) 2008

This section shows your sales of securities during the year. The "Sale Proceeds" column excludes any accrued income you may have received. In addition, although cash in lieu less than \$20 is not included on Form 1099-B (if applicable), it is included in this section. Please note, this material is being prepared for informational purposes only and should not be used for tax preparation without the assistance of your tax advisor.

2  
0  
0  
8  
  
Y  
E  
A  
R  
  
E  
N  
D  
  
S  
U  
M  
M  
A  
R  
Y

Reference number	Quantity	Security Description	Opening Trade Date	Closing Trade Date	Sale Proceeds	Cost	(Loss)	Gain
125000400	400	SEAGATE TECHNOLOGY	12/28/07	11/12/08	\$ 1,953.59	\$ 10,337.40	(\$ 8,383.81)	
	300	-USD	12/31/07		1,465.19	7,696.98	(6,231.79)	
	45		01/03/08		219.78	1,100.25	(880.47)	
125000500	855	SEAGATE TECHNOLOGY	01/03/08	11/13/08	3,984.79	20,904.75	(16,919.96)	
	1,100	-USD	05/21/08		5,126.62	22,477.73	(17,351.11)	
125001500	100	ANHEUSER-BUSCH COMPANIES INC	12/31/07	07/14/08	6,708.67	5,254.39		1,454.28
	300		01/03/08		20,126.02	15,798.00		4,328.02
125001700	100	CATERPILLAR INC	11/28/07	08/14/08	7,002.05	7,109.41	(107.36)	
	300		12/04/07		21,006.15	21,534.72	(528.57)	
125002200	200	COCA-COLA CO	12/31/07	06/05/08	11,416.32	12,304.00	(887.68)	
	200		01/03/08		11,416.31	12,342.00	(925.69)	
125002600	800	DUKE REALTY CORP	12/28/07	01/23/08	18,262.60	21,058.72	(2,796.12)	
	200		12/31/07		4,565.65	5,240.06	(674.41)	
	700		01/03/08		15,979.78	17,184.02	(1,204.24)	
125002700	.0107	FAIRPOINT COMMUNICATIONS INC	12/31/07	04/01/08	.08	11	(.03)	
	.0163	CASH IN LIEU OF .21097 RECORD 03/07/08 PAY 03/31/08 FROM: 92343V104000 (SPINOFF)	01/03/08		11	16	(.05)	
125002800	3.7611	FAIRPOINT COMMUNICATIONS INC	12/31/07	04/29/08	34.24	38.33	(4.09)	
	5.6418		01/03/08		51.37	56.74	(5.37)	
125003300	320	GANNETT CO INC	01/03/08	09/15/08	5,271.87	11,664.00	(6,392.13)	
125003400	380	GANNETT CO INC	01/03/08	09/16/08	6,093.45	13,851.00	(7,757.55)	
125003600	1,200	HALLIBURTON CO HOLDINGS CO	01/07/08	07/22/08	55,316.09	44,266.68		11,049.41
	500		01/11/08		23,048.37	18,027.20		5,021.17
125003700	200	HOME DEPOT INC	11/05/07	06/25/08	5,109.97	5,962.96	(852.99)	
	300		11/14/07		7,664.95	8,811.12	(1,146.17)	
125003800	1,400	HOME DEPOT INC	11/14/07	08/14/08	37,939.92	41,118.56	(3,178.64)	
125003900	955	HOME DEPOT INC	11/30/07	09/17/08	24,947.71	27,265.82	(2,318.11)	
	945		12/03/07		24,686.47	27,333.09	(2,646.62)	
125004000	100	HOME DEPOT INC	12/03/07	09/18/08	2,565.20	2,892.39	(327.19)	
	400		12/18/07		10,260.82	10,352.32	(91.50)	

Ref: 0009231 00080880

CITI GLOBAL IMPACT FUNDING  
Account Number 692-17597-15 643

Details of Short-Term Gain (Loss) 2008 (continued)

2  
0  
8  
Y  
E  
A  
R  
E  
N  
D  
S  
U  
M  
M  
A  
R  
Y

Reference number	Quantity	Security Description	Opening Trade Date	Closing Trade Date	Sale Proceeds	Cost	(Loss)	Gain
125004100	1,305	HOME DEPOT INC	12/18/07	09/22/08	\$ 34,397.52	\$ 33,774.44		\$ 623.08
	400		12/31/07		10,543.30	10,860.00	(316.70)	
	95		01/03/08		2,504.03	2,456.70		47.33
125004200	505	HOME DEPOT INC	01/03/08	09/24/08	12,479.69	13,059.30	(579.61)	
	510		01/15/08		12,603.25	12,945.59	(342.34)	
	85		01/16/08		2,100.54	2,204.67	(104.13)	
125004300	1,100	INTEL CORP	01/31/08	06/25/08	25,123.85	23,127.72		1,996.13
125004400	400	KEYCORP -NEW	12/28/07	07/30/08	4,445.53	9,469.28	(5,023.75)	
	300		12/31/07		3,334.15	7,093.68	(3,759.53)	
	600		01/03/08		6,668.30	13,588.20	(6,919.90)	
	20		06/09/08		222.30	332.98	(110.68)	
125004500	1,825	KEYCORP -NEW	06/09/08	08/04/08	19,287.22	30,384.24	(11,097.02)	
125004600	555	KEYCORP -NEW	06/09/08	08/05/08	5,943.95	9,240.14	(3,296.19)	
125006100	500	MERRILL LYNCH & CO INC	06/21/07	01/15/08	26,768.34	43,190.20	(16,421.86)	
	600		06/25/07		32,122.01	50,146.08	(18,024.07)	
	700		06/28/07		37,475.67	60,322.43	(22,846.76)	
125005200	600	MERRILL LYNCH & CO INC	07/05/07	01/18/08	29,723.85	50,321.04	(20,597.19)	
125005300	100	MERRILL LYNCH & CO INC	07/05/07	01/23/08	5,588.26	8,386.84	(2,798.58)	
	400		12/28/07		22,353.06	21,273.88		1,079.18
	100		12/31/07		5,588.26	5,400.00		188.26
	300		01/03/08		16,764.80	15,555.00		1,209.80
125005800	200	NORFOLK SOUTHERN CORP	12/28/07	08/09/08	13,009.39	10,189.14		2,820.25
	100		12/31/07		6,504.69	5,060.49		1,444.20
	300		01/03/08		19,514.08	14,610.00		4,904.08
125006100	195	PETROBRAS	04/13/07	01/03/08	22,815.12	10,240.41		12,574.71
	270	TRADE AS OF 01/03/08	04/18/07		31,590.16	14,131.79		17,458.37
125006200	235	PETROBRAS	04/18/07	01/04/08	25,949.90	12,299.89		13,650.01
125006300	695	PETROBRAS	04/18/07	01/08/08	78,186.16	36,376.26		41,809.90
125006500	605	PHILIP MORRIS INTL INC	04/25/07	04/10/08	29,697.23	29,466.22		231.01
125006600	595	PHILIP MORRIS INTL INC	04/25/07	04/16/08	29,158.28	28,979.17		179.11
	100		12/31/07		4,900.55	5,267.84	(367.29)	
	200		01/03/08		9,801.11	10,504.94	(703.83)	
125006800	5	REGIONS FINANCIAL CORP (NEW)	12/28/07	07/30/08	48.14	117.96	(69.82)	
125006900	1,795	REGIONS FINANCIAL CORP (NEW)	12/28/07	08/04/08	16,612.45	42,348.38	(25,733.93)	
	500		12/31/07		4,627.42	11,878.90	(7,251.48)	

Ref 00009231 00080881

CITI GLOBAL IMPACT FUNDING

Account Number 692-17597-15 643

Details for Short Term Gain (Loss) 2008 - continued

Reference number	Quantity	Security Description	Opening Trade Date	Closing Trade Date	Sale Proceeds	Cost	(Loss)	Gain
	1,200		01/03/08		\$ 11,105.82	\$ 27,984.00	(\$ 16,878.18)	
	405		05/21/08		3,748.21	7,654.50	(3,906.29)	
125007000	2,295	REGIONS FINANCIAL CORP	05/21/08	08/06/08	22,346.75	43,375.50	(21,028.75)	
	1,505	(NEW)	06/09/08		14,654.40	21,482.22	(6,827.82)	
125007100	3,895	REGIONS FINANCIAL CORP	06/09/08	08/13/08	32,973.32	55,596.84	(22,623.52)	
		(NEW)						
126007700	100	SEMPRA ENERGY	12/31/07	03/11/08	5,242.64	6,198.62	(955.98)	
	300		01/03/08		15,727.93	18,273.00	(2,545.07)	
125007800	600	3M COMPANY	05/16/08	11/13/08	35,350.90	46,991.82	(11,640.92)	
	150		05/29/08		8,837.73	11,613.21	(2,775.48)	
125008000	600	WACHOVIA CORP 2ND NEW	12/28/07	06/27/08	10,148.58	22,872.00	(12,723.42)	
	120		01/03/08		2,029.73	4,408.60	(2,378.87)	
125008100	480	WACHOVIA CORP 2ND NEW	01/03/08	07/01/08	7,151.81	17,634.38	(10,482.57)	
	120		05/21/08		1,787.95	3,070.80	(1,282.85)	
125008200	1,100	WACHOVIA CORP 2ND NEW	06/21/08	07/08/08	15,426.09	28,149.00	(12,722.91)	
125008300	480	WACHOVIA CORP 2ND NEW	05/21/08	07/14/08	5,073.95	12,283.20	(7,209.25)	
	320		06/09/08		3,382.64	6,067.20	(2,684.56)	
125008400	1,980	WACHOVIA CORP 2ND NEW	06/09/08	07/16/08	18,657.63	37,540.80	(18,883.17)	
125008500	900	WASTE MGMT INC DEL	01/14/08	06/25/08	34,931.59	28,807.20		6,124.39
125008600	500	WELLS FARGO & CO NEW	07/16/08	08/14/08	14,900.86	12,570.00		2,330.86
125008700	20	WHIRLPOOL CORP	12/04/07	08/14/08	1,655.39	1,623.90		31.49
	380		12/05/07		31,452.42	31,441.20		11.22
125008900	500	WYETH	11/08/07	06/25/08	23,594.86	23,042.00		552.86
125009000	1,100	XEROX CORP	06/23/08	08/14/08	15,345.13	15,033.37		311.76
<b>Total</b>					<b>\$ 1,276,203.03</b>	<b>\$ 1,530,298.07</b>	<b>(\$ 385,525.92)</b>	<b>\$ 131,430.88</b>

2  
0  
8  
  
Y  
E  
A  
R  
  
E  
N  
D  
  
S  
U  
M  
M  
A  
R  
Y

Ref: 00009231 00080882

CITI GLOBAL IMPACT FUNDING

Account Number 692-17597-15 643

Details of Long Term Gains (Loss) 2008

This section shows your sales of securities during the year. The "Sale Proceeds" column excludes any accrued income you may have received. In addition, although cash in lieu less than \$20 is not included on Form 1099-B (if applicable), it is included in this section. Please note, this material is being prepared for informational purposes only and should not be used for tax preparation without the assistance of your tax advisor.

Reference number	Quantity	Security Description	Opening Trade Date	Closing Trade Date	Sale Proceeds	Cost	(Loss)	Gain
125000100	50 1,150	SEAGATE TECHNOLOGY -USD	04/27/05 08/30/05	10/28/08	\$ 321.89 7,403.54	\$ 904.15 18,699.00	(\$ 582.26) (11,295.46)	
125000200	50 265	SEAGATE TECHNOLOGY -USD	08/30/05 09/22/05	11/03/08	353.96 1,876.00	813.00 3,913.62	(459.04) (2,037.62)	
125000300	635 500 700 300 650	SEAGATE TECHNOLOGY -USD	09/22/05 01/06/06 01/11/06 05/09/06 05/30/06	11/04/08	4,819.62 3,794.98 5,312.97 2,276.99 4,933.47	9,377.91 10,635.00 16,191.00 7,944.00 15,307.50	(4,558.29) (6,840.02) (10,878.03) (5,667.01) (10,374.03)	
125000400	250 1,000	SEAGATE TECHNOLOGY -USD	05/30/06 01/05/07	11/12/08	1,220.99 4,883.97	5,887.50 26,040.60	(4,666.51) (21,156.63)	
125000600	195 400 100 100 105	ALTRIA GROUP INC	01/11/06 04/28/06 05/09/06 05/30/06 04/25/07	08/14/08	4,182.80 8,580.11 2,145.03 2,145.03 2,252.28	3,465.61 6,796.75 1,716.84 1,661.41 2,244.26		717.19 1,783.36 428.19 483.62 8.02
125000700	210	ANADARKO PETROLEUM CORP	12/27/06	01/07/08	13,101.48	9,229.50		3,871.98
125000800	290	ANADARKO PETROLEUM CORP	12/27/06	01/08/08	18,311.01	12,745.50		5,565.51
125000900	700	ANADARKO PETROLEUM CORP	12/27/06	01/14/08	44,999.02	30,765.00		14,234.02
125001000	300 300	ANADARKO PETROLEUM CORP	12/27/06 01/05/07	01/23/08	16,152.11 16,152.12	13,185.00 12,384.00		2,967.11 3,768.12
125001100	300 400	ANADARKO PETROLEUM CORP	01/08/07 01/11/07	01/25/08	17,076.74 22,768.99	12,387.66 16,182.08		4,689.08 6,586.91
125001200	600 100 200 400	ANHEUSER-BUSCH COMPANIES INC	01/05/06 01/06/06 01/10/06 01/11/06	06/20/08	36,576.15 6,096.03 12,192.05 24,384.10	25,860.00 4,396.00 8,633.44 17,232.00		10,716.15 1,700.03 3,558.61 7,152.10
125001300	200 200 200 200	ANHEUSER-BUSCH COMPANIES INC	01/11/06 04/28/06 05/09/06 12/27/06	06/26/08	12,356.09 12,356.09 12,356.09 12,356.09	8,616.00 8,924.00 9,390.00 9,840.00		3,740.09 3,432.09 2,966.09 2,516.09
125001400	100 200	ANHEUSER-BUSCH COMPANIES INC	12/27/06 01/05/07	07/03/08	6,150.61 12,301.23	4,920.00 9,774.00		1,230.61 2,527.23

2  
0  
0  
8  
  
Y  
E  
A  
R  
  
E  
N  
D  
  
S  
U  
M  
M  
A  
R  
Y

Ref: 00009231 00080883

CITI GLOBAL IMPACT FUNDING

Account Number 692-17597-15 643

2  
0  
0  
8  
  
Y  
E  
A  
R  
  
E  
N  
D  
  
S  
U  
M  
M  
A  
R  
Y

Details of Long Term Gain/(Loss) 2008 - continued

Reference number	Quantity	Security Description	Opening Trade Date	Closing Trade Date	Sale Proceeds	Cost	(Loss)	Gain	
125001500	100	ANHEUSER-BUSCH COMPANIES INC	01/05/07	07/14/08	\$ 6,708.67	\$ 4,887.00		\$ 1,821.67	
	400		01/11/07		26,834.69			19,888.00	6,946.69
125001600	200	BLACK & DECKER CORPORATION	07/12/07	08/14/08	13,003.58	18,851.08	(5,847.50)		
125001800	195	CHEVRON CORP	01/05/06	12/10/08	15,282.94	11,327.55		3,955.39	
	5		01/06/06		391.87			295.75	96.12
125001900	100	COCA-COLA CO	03/17/06	05/14/08	5,642.42	4,267.71		1,374.71	
	400		03/21/06		22,569.67			17,064.64	5,505.03
125002000	120	COCA-COLA CO	03/21/06	05/21/08	6,858.17	5,119.39		1,738.78	
	465		03/22/06		26,575.39			19,946.31	6,629.08
	15		03/23/06		857.27			641.60	215.67
125002100	200	COCA-COLA CO	04/28/06	05/29/08	11,449.31	8,390.00		3,059.31	
	100		05/09/06		5,724.66			4,353.00	1,371.66
	400		01/05/07		22,898.63			19,308.00	3,590.63
125002200	100	COCA-COLA CO	01/05/07	06/05/08	5,708.16	4,827.00		881.16	
	300		01/11/07		17,124.47			14,628.00	2,496.47
125002300	200	CONOCOPHILLIPS	03/02/06	08/14/08	16,861.11	12,528.42		3,332.69	
125002400	65	DOW CHEMICAL CO	05/09/06	08/14/08	2,265.22	2,776.80	(511.58)		
	400		05/30/06		13,939.80			15,803.16	(1,863.36)
	135		12/27/06		4,704.68			5,405.40	(700.72)
125002500	715	DUKE REALTY CORP	02/23/05	01/10/08	15,832.22	22,516.18	(6,683.96)		
	150		05/26/05		3,321.44			4,582.35	(1,260.91)
	300		09/22/05		6,642.89			9,935.70	(3,292.81)
	900		01/05/06		19,928.66			31,376.95	(11,448.29)
	100		01/06/06		2,214.30			3,525.06	(1,310.76)
	100		01/10/06		2,214.30			3,588.90	(1,374.60)
	700		01/11/06		15,500.07			24,954.30	(9,454.23)
	500		04/28/06		11,071.48			17,664.50	(6,593.02)
	300		05/09/06		6,642.89			10,828.78	(4,185.89)
	300		05/30/06		6,642.89			10,175.70	(3,532.81)
	500		12/27/06		11,071.48			20,492.60	(9,421.12)
125002600	300	DUKE REALTY CORP	01/05/07	01/23/08	6,642.89	12,047.94		(5,405.05)	
	135		01/08/07		2,989.29			5,459.40	(2,470.11)
125002600	165	DUKE REALTY CORP	01/08/07	01/23/08	3,766.66	6,672.60	(2,905.94)		
125002700	.0072	FAIRPOINT COMMUNICATIONS INC	12/28/05	04/01/08	.05	.05			
	0375	CASH IN LIEU OF .21097	01/05/06		.28	.27		.01	
	0107	RECORD 03/07/08 PAY 03/31/08	01/06/06		.08	.07		.01	
	.0107	FROM 92343V104000 (SPINOFF)	01/10/06		.08	.08			

Ref: 00009231 00080884

CITI GLOBAL IMPACT FUNDING  
Account Number 692-17597-15 643

Details of Long Term Gain (Loss) 2008 - continued

Reference number	Quantity	Security Description	Opening Trade Date	Closing Trade Date	Sale Proceeds	Cost	(Loss)	Gain
	.0375		01/11/06		\$.28	\$.27		\$.01
	.0161		04/28/06		.12	.12		
	.0214		05/09/06		.16	.16		
	0214		05/30/06		.16	.15		.01
	0214		01/08/07		.16	.18	(.02)	
125002800	2.5388	FAIRPOINT COMMUNICATIONS INC	12/28/05	04/29/08	23.12	17.21		5.91
	13.1639		01/05/06		119.85	92.99		26.86
	3.7611		01/06/06		34.24	26.31		7.93
	3.7611		01/10/06		34.24	26.62		7.62
	13.1639		01/11/06		119.85	94.29		25.56
	5.6417		04/28/06		51.37	41.66		9.71
	7.5222		05/09/06		68.49	55.19		13.30
	7.5222		05/30/06		68.49	52.05		16.44
	7.5222		01/08/07		68.49	64.26		4.23
125002900	1,000	GANNETT CO INC	05/11/07	08/25/08	17,334.80	58,320.30	(40,985.50)	
	285		05/21/07		4,940.42	16,867.87	(11,927.45)	
125003000	145	GANNETT CO INC	05/21/07	08/26/08	2,491.17	8,581.90	(6,090.73)	
	170		05/25/07		2,920.68	9,964.02	(7,043.34)	
125003100	300	GANNETT CO INC	05/25/07	08/29/08	5,493.72	17,583.57	(12,089.85)	
	440		06/04/07		8,057.45	26,260.04	(18,202.59)	
	260		06/05/07		4,761.22	15,477.72	(10,716.50)	
	100		06/07/07		1,831.24	5,806.54	(3,975.30)	
125003200	200	GANNETT CO INC	06/07/07	09/09/08	3,664.30	11,613.08	(7,948.78)	
	600		06/13/07		10,992.89	34,801.38	(23,808.49)	
125003300	500	GANNETT CO INC	06/13/07	09/15/08	8,237.30	29,001.15	(20,763.85)	
125003500	190	GLAXOSMITHKLINE PLC SP ADR	12/27/06	08/14/08	9,058.58	9,997.80	(939.22)	
	300		01/08/07		14,303.02	15,813.00	(1,509.98)	
	300		01/11/07		14,303.02	15,936.00	(1,632.98)	
	1,110		05/30/07		52,921.17	58,242.59	(5,321.42)	
125004400	280	KEYCORP -NEW	12/28/05	07/30/08	3,111.87	9,312.05	(6,200.18)	
	1,400		01/05/06		15,559.37	47,628.00	(32,068.63)	
	300		01/06/06		3,334.15	10,200.00	(6,865.85)	
	400		01/10/06		4,445.53	13,552.00	(9,106.47)	
	1,500		01/11/06		16,670.76	50,565.00	(33,894.24)	
	700		05/09/06		7,779.69	26,166.00	(18,386.31)	
	600		05/30/06		6,668.30	21,345.56	(14,677.26)	
	400		01/05/07		4,445.53	14,921.76	(10,476.23)	
	600		01/11/07		6,668.30	22,566.00	(15,897.70)	

2  
0  
0  
8  
  
Y  
E  
A  
R  
  
E  
N  
D  
  
S  
U  
M  
M  
A  
R  
Y



Ref: 00009231 00080885

CITI GLOBAL IMPACT FUNDING

Account Number 692-17597-15 643

Details of Long Term Gain/Loss 2008 *Continued*

Reference number	Quantity	Security Description	Opening Trade Date	Closing Trade Date	Sale Proceeds	Cost	(Loss)	Gain
125004700	220	KIMBERLY CLARK CORP	12/28/05	11/13/08	\$ 12,382.70	\$ 13,321.00	(\$ 938.30)	
	400		01/05/06		22,514.00	23,946.36	(1,432.36)	
	200		01/10/06		11,257.00	12,084.00	(827.00)	
	30		01/11/06		1,688.54	1,836.90	(148.36)	
125004800	495	KRAFT FOODS INC CLASS A	04/24/07	11/13/08	13,144.70	16,508.00	(3,363.30)	
	1,355		05/02/07		35,981.96	45,418.92	(9,436.96)	
125004900	250	MATTEL INC DE	12/14/06	06/25/08	4,609.97	4,226.70		383.27
	650		12/28/06		11,985.93	10,385.32		1,600.61
	100		01/05/06		1,843.99	1,560.00		283.99
125005000	1,800	MATTEL INC DE	01/05/06	08/14/08	34,255.80	24,960.00		9,295.80
125005400	500	NORFOLK SOUTHERN CORP	03/14/07	05/16/08	32,047.71	23,846.40		8,201.31
	90		03/22/07		5,768.59	4,493.72		1,274.87
125005500	910	NORFOLK SOUTHERN CORP	03/22/07	05/19/08	58,967.93	46,436.48		13,531.45
125005600	300	NORFOLK SOUTHERN CORP	03/22/07	05/28/08	19,097.68	14,979.06		4,118.62
	400		04/02/07		25,463.58	20,288.84		5,174.74
125005700	600	NORFOLK SOUTHERN CORP	04/02/07	06/03/08	39,624.79	30,433.26		9,191.53
125005800	100	NORFOLK SOUTHERN CORP	04/02/07	06/09/08	6,504.69	5,072.21		1,432.48
125005900	100	OCCIDENTAL PETROLEUM CORP-DEL	05/30/06	07/22/08	7,709.50	4,845.00		2,864.50
125006000	200	OCCIDENTAL PETROLEUM CORP-DEL	05/30/06	08/14/08	15,465.11	9,690.00		5,775.11
	150		01/11/06		2,970.33	3,694.50	(724.17)	
	355		04/21/06		7,029.78	8,820.86	(1,791.08)	
	1,445		04/24/06		28,614.16	35,651.91	(7,037.75)	
125006400	350	PFIZER INC	04/26/06	08/14/08	6,930.76	8,747.94	(1,817.18)	
	195		01/11/06		9,571.83	7,897.04		1,674.79
	400		04/28/06		19,634.53	15,487.67		4,146.86
	100		05/09/06		4,908.63	3,912.15		996.48
125006500	100	PHILIP MORRIS INTL INC	05/30/06	04/10/08	4,908.63	3,785.84		1,122.79
	145		02/04/05		1,023.94	4,669.85	(3,645.91)	
	1,650		02/23/05		11,651.73	53,007.90	(41,356.17)	
	305		05/26/05		2,153.81	10,202.25	(8,048.44)	
125006700	45	REGIONS FINANCIAL CORP (NEW)	05/26/05	07/16/08	433.37	1,505.25	(1,071.88)	
	500		08/30/05		4,815.17	16,305.00	(11,489.83)	
	550		09/22/05		5,296.69	17,373.46	(12,076.77)	
	80		09/30/05		770.43	2,481.50	(1,711.07)	
	15		10/03/05		144.46	465.37	(320.91)	
	5		10/04/05		48.15	154.90	(106.75)	
	1,500		01/05/06		14,445.52	52,272.51	(37,826.99)	

2  
0  
0  
8  
  
Y  
E  
A  
R  
  
E  
N  
D  
  
S  
U  
M  
M  
A  
R  
Y

Ref. 00009231 00080886

CITI GLOBAL IMPACT FUNDING

Account Number 692-17597-15 643

Details of Long Term Gain (Loss) 2008 - continued

2  
0  
0  
8  
  
Y  
E  
A  
R  
  
E  
N  
D  
  
S  
U  
M  
M  
A  
R  
Y

Reference number	Quantity	Security Description	Opening Trade Date	Closing Trade Date	Sale Proceeds	Cost	(Loss)	Gain
	300		01/06/06		\$ 2,889.10	\$ 10,473.00	(\$ 7,583.90)	
	400		01/10/06		3,852.14	14,014.78	(10,162.64)	
	1,500		01/11/06		14,445.52	52,261.76	(37,816.24)	
	500		04/28/06		4,815.17	18,264.52	(13,449.35)	
	600		05/09/06		5,778.21	21,873.40	(16,095.19)	
	800		05/30/06		7,704.28	27,126.34	(19,422.06)	
	500		12/27/06		4,815.17	18,930.00	(14,114.83)	
	800		01/05/07		7,704.28	29,704.00	(21,999.72)	
	700		01/08/07		6,741.24	25,872.00	(19,130.76)	
	400		01/11/07		3,852.14	14,904.00	(11,051.86)	
125007200	150	REYNOLDS AMERICAN INC	02/23/05	11/13/08	6,399.94	6,120.10		279.84
	100		05/26/05		4,266.63	4,107.50		159.13
	150		09/22/05		6,399.93	6,015.27		384.66
125007300	230	SEMPRA ENERGY	01/05/06	02/07/08	12,812.54	10,777.80		2,034.74
	200	TRADE AS OF 02/07/08	01/10/06		11,141.34	9,314.00		1,827.34
	270		01/11/06		15,040.80	12,651.91		2,388.89
125007400	230	SEMPRA ENERGY	01/11/06	02/20/08	12,614.25	10,777.55		1,836.70
	470		04/28/06		25,776.98	21,639.19		4,137.77
125007500	30	SEMPRA ENERGY	04/28/06	02/29/08	1,591.88	1,381.22		210.66
	200		05/09/06		10,612.54	9,078.00		1,534.54
	185		05/30/06		9,816.60	8,260.25		1,556.35
125007600	15	SEMPRA ENERGY	05/30/06	03/03/08	795.26	669.75		125.51
	170		12/27/06		9,012.90	9,569.30	(556.40)	
125007700	30	SEMPRA ENERGY	12/27/06	03/11/08	1,572.79	1,688.70	(115.91)	
	400		01/08/07		20,970.57	21,971.28	(1,000.71)	
125007900	200	V F CORP	02/23/05	06/25/08	14,590.18	11,901.24		2,688.94
	150		05/26/05		10,942.63	8,464.50		2,478.13
	50		09/22/05		3,647.54	2,853.50		794.04
125008000	200	WACHOVIA CORP 2ND NEW	10/18/06	06/27/08	3,382.86	11,047.10	(7,664.24)	
	800		10/24/06		13,531.44	44,607.92	(31,076.48)	
	800		11/01/06		13,531.44	44,243.92	(30,712.48)	
	1,100		11/10/06		18,605.74	61,002.92	(42,397.18)	
	300		01/05/07		5,074.29	16,932.00	(11,857.71)	
	300		01/11/07		5,074.29	16,962.00	(11,887.71)	
125008800	495	WINDSTREAM CORP	08/14/06	06/25/08	6,460.95	6,359.46		101.49
	1,205		08/15/06		15,728.17	15,834.54	(106.37)	
<b>Total</b>					<b>\$ 1,740,743.88</b>	<b>\$ 2,447,000.15</b>	<b>(\$ 930,878.35)</b>	<b>\$ 224,423.06</b>

Ref. 00009232 00080892

CITI GLOBAL IMPACT FUNDING

Account Number 692-17598-14 643

Details of Short-Term Gain (Loss) 2008

This section shows your sales of securities during the year. The "Sale Proceeds" column excludes any accrued income you may have received. In addition, although cash in lieu less than \$20 is not included on Form 1099-B (if applicable), it is included in this section. Please note, this material is being prepared for informational purposes only and should not be used for tax preparation without the assistance of your tax advisor.

Reference number	Quantity	Security Description	Opening Trade Date	Closing Trade Date	Sale Proceeds	Cost	(Loss)	Gain
125000700	751	MONTPELIER RE HOLDINGS LTD	09/21/07	03/25/08	\$ 11,829.40	\$ 13,104.95	(\$ 1,275.55)	
	885	-USD	12/19/07		13,940.10	14,938.09	(997.99)	
125000600	80	RENAISSANCE RE HLDGS LTD	10/13/08	11/21/08	3,410.50	3,211.00		199.50
125000900	323	EXCEL MARITIME CARRIERS LTD	04/23/08	08/07/08	10,083.06	14,282.45	(4,199.39)	
125001000	132	EXCEL MARITIME CARRIERS LTD	04/23/08	08/14/08	5,442.68	5,838.79	(394.21)	
125001100	25	EXCEL MARITIME CARRIERS LTD	04/23/08	08/22/08	840.74	1,105.45	(264.71)	
125001200	36	EXCEL MARITIME CARRIERS LTD	04/23/08	10/01/08	517.97	1,691.85	(1,073.88)	
	430	LTD	06/06/08		8,186.88	19,167.85	(12,980.97)	
	214		05/18/08		3,079.05	11,742.60	(8,663.45)	
	28		05/21/08		402.87	1,564.64	(1,161.77)	
	43		06/09/08		618.69	2,030.46	(1,411.77)	
	19		07/10/08		273.38	681.10	(407.72)	
125001300	321	EXCEL MARITIME CARRIERS LTD	07/10/08	10/02/08	4,733.79	11,507.02	(6,773.23)	
	398	LTD	09/19/08		5,869.31	9,447.64	(3,578.33)	
125001400	414	ADC TELECOMMUNICATIONS INC NEW	07/16/08	08/14/08	4,326.68	5,420.50	(1,093.82)	
125001500	80	ADC TELECOMMUNICATIONS INC NEW	07/16/08	08/22/08	835.99	1,047.44	(211.45)	
125001600	276	ATP OIL & GAS CORP	10/11/07	02/27/08	10,996.46	14,853.66	(3,857.20)	
125001700	140	ATP OIL & GAS CORP	10/11/07	02/28/08	5,134.32	7,534.46	(2,400.14)	
	194		10/17/07		7,114.70	10,641.40	(3,526.70)	
	220		10/30/07		8,068.21	12,428.69	(4,360.38)	
	132		11/15/07		4,840.93	6,328.00	(1,487.07)	
	238		12/19/07		8,728.33	11,431.52	(2,703.19)	
125001800	37	ATP OIL & GAS CORP	10/11/07	02/28/08	1,356.92	1,991.25	(634.33)	
125002100	180	ADVANCED MEDICAL OPTICS INC	09/21/07	08/20/08	3,694.60	5,239.62	(1,545.02)	
	164		11/13/07		3,366.19	4,036.07	(669.88)	
125002200	264	ADVANCED MEDICAL OPTICS INC	11/13/07	10/14/08	2,293.12	6,497.10	(4,203.98)	
	32		12/12/07		277.95	809.51	(531.56)	
	399		12/13/07		3,465.73	10,069.48	(6,603.75)	
	137		12/19/07		1,189.99	3,356.50	(2,166.51)	

2  
0  
0  
8  
  
Y  
E  
A  
R  
  
E  
N  
D  
  
S  
U  
M  
M  
A  
R  
Y

Ref: 00009232 00080893

CITI GLOBAL IMPACT FUNDING

Account Number 692-17598-14 643

Details of Short Term Gain (Loss) 2008 - continued

Reference number	Quantity	Security Description	Opening Trade Date	Closing Trade Date	Sale Proceeds	Cost	(Loss)	Gain
125002300	389	ADVANCED MEDICAL OPTICS INC	12/19/07	10/15/08	\$ 2,606.01	\$ 9,530.50	(\$ 6,924.49)	
	571		02/07/08		3,825.28	12,417.31	(8,592.03)	
	66		05/21/08		442.15	1,516.02	(1,073.87)	
	138		06/09/08		924.50	3,158.12	(2,233.62)	
125002400	.0243	ALLEGHANY CORP DEL	09/21/07	04/25/08	8.41	9.82	(1.41)	
	.0324	CASH IN LIEU OF .16000 RECORD 04/01/08 PAY 04/25/08	12/19/07		11.25	12.91	(1.66)	
125002800	164 7	ALPHARMA INC CL A	03/23/07	02/06/08	4,026.52	4,006.88		19.64
			04/02/07		171.86	169.45		2.41
125002900	362 31	ALPHARMA INC CL A	04/02/07	03/24/08	9,839.21	8,763.15		1,176.06
			04/16/07		851.15	771.04		80.11
125003100	393 430 45	ALPHARMA INC CL A	09/21/07	08/22/08	13,667.26	8,714.70		4,952.56
			11/08/07		14,844.59	8,889.26		5,955.33
			12/19/07		1,553.51	887.25		666.26
125003200	219	ALPHARMA INC CL A	12/19/07	09/11/08	8,044.98	4,317.93		3,727.05
125003300	264 33	ALPHARMA INC CL A	12/19/07	09/18/08	9,364.27	5,205.18		4,159.09
			05/21/08		1,170.53	848.10		322.43
125003400	26 85 580	ALPHARMA INC CL A	05/21/08	10/16/08	870.66	668.20		202.46
			06/09/08		2,848.40	2,108.85		737.55
			06/17/08		19,422.53	14,059.20		5,363.33
125003700	19	AMERICAN EQUITY INVESTMENT LIFE HOLDING COMPANY	02/27/07	02/27/08	188.41	257.64	(69.23)	
125003900	418 522 34	AMERICAN EQUITY INVESTMENT LIFE HOLDING COMPANY	05/30/07	03/25/08	4,145.89	4,887.88	(741.99)	
			06/01/07		5,177.40	6,409.22	(1,231.82)	
			09/21/07		337.22	372.64	(35.42)	
125004000	722 1,107	AMERICAN EQUITY INVESTMENT LIFE HOLDING COMPANY	09/21/07	03/31/08	6,746.72	7,913.12	(1,166.40)	
			12/19/07		10,344.36	9,442.71		901.65
125004200	64	AMERISTAR CASINOS INC	02/27/07	01/16/08	1,306.30	2,146.50	(840.20)	
125005100	555	ARIBA INC-NEW	12/19/07	10/14/08	6,199.37	6,404.70	(205.33)	
125005200	779 112 398	ARIBA INC-NEW	12/19/07	10/23/08	7,862.48	8,989.66	(1,127.18)	
			05/21/08		1,130.42	1,520.85	(390.43)	
			06/09/08		4,017.03	5,782.94	(1,765.91)	
125005300	643 476 605 915 973	ARRIS GROUP INC	02/26/07	02/15/08	3,529.77	8,732.52	(5,202.75)	
			02/27/07		2,613.02	6,458.37	(3,845.35)	
			07/31/07		3,321.17	9,161.15	(5,839.98)	
			09/21/07		5,022.93	13,101.43	(8,078.50)	
			11/29/07		5,341.32	10,214.26	(4,872.94)	

2  
0  
0  
8  
  
Y  
E  
A  
R  
  
E  
N  
D  
  
S  
U  
M  
M  
A  
R  
Y

Ref: 00009232 00080894

CITI GLOBAL IMPACT FUNDING  
Account Number 692-17598-14 643

Details of Short-Term Gain (Loss) 2008 - continued

Reference number	Quantity	Security Description	Opening Trade Date	Closing Trade Date	Sale Proceeds	Cost	(Loss)	Gain
	1,513		12/19/07		\$ 8,305.67	\$ 14,884.89	(\$ 6,579.22)	
	1,396		01/25/08		7,663.40	10,685.96	(3,022.56)	
125005400	202	ASTORIA FINANCIAL CORP	07/07/08	08/14/08	4,327.62	3,854.87		472.75
125005500	282	ASTORIA FINANCIAL CORP	07/07/08	10/14/08	5,217.05	5,381.55	(164.50)	
125005600	343	ASTORIA FINANCIAL CORP	07/07/08	10/31/08	6,527.90	6,545.64	(17.74)	
125006100	259	ATWOOD OCEANICS INC	12/19/07	12/03/08	4,081.76	11,899.75	(7,817.99)	
125006200	33	ATWOOD OCEANICS INC	12/19/07	12/05/08	441.04	1,516.19	(1,075.15)	
	288		02/04/08		3,849.10	12,917.09	(9,067.99)	
	28		05/21/08		374.22	1,542.80	(1,168.58)	
	43		09/15/08		574.69	1,594.22	(1,019.53)	
125006300	300	ATWOOD OCEANICS INC	09/15/08	12/10/08	4,744.77	11,122.47	(6,377.70)	
	249		09/19/08		3,938.18	10,039.85	(6,101.69)	
125006700	107	BILL BARRETT CORP	04/11/07	02/19/08	5,049.85	3,836.60		1,213.25
125006800	160	BILL BARRETT CORP	04/11/07	02/20/08	7,543.91	5,736.98		1,806.93
125007300	199	BE AEROSPACE INC	08/01/08	08/14/08	5,195.86	5,098.72		97.14
125007400	297	BE AEROSPACE INC	08/01/08	10/08/08	2,847.26	7,609.65	(4,762.39)	
125007500	432	BE AEROSPACE INC	08/01/08	10/17/08	4,331.17	11,068.57	(6,737.40)	
	257		08/07/08		2,576.64	6,546.92	(3,970.28)	
125007600	206	BE AEROSPACE INC	08/07/08	10/20/08	2,164.82	5,247.73	(3,082.91)	
	457		08/11/08		4,802.54	12,553.93	(7,751.39)	
125007900	309	BEBE STORES INC	02/27/07	01/11/08	3,124.40	5,738.13	(2,613.73)	
	469		03/08/07		4,742.22	8,342.53	(3,600.31)	
	506		06/01/07		5,116.34	9,233.13	(4,116.79)	
	723		09/21/07		7,310.50	10,910.07	(3,599.57)	
	836		12/19/07		8,453.09	10,424.92	(1,971.83)	
125008800	33	BIO-RAD LABORATORIES INC CL A	07/23/08	08/14/08	3,488.78	2,715.15		771.61
125009000	725	BOOKHAM INC	12/19/07	10/28/08	367.43	1,718.25	(1,350.82)	
125009100	986	BOOKHAM INC	12/19/07	10/29/08	478.00	2,338.82	(1,858.82)	
125009200	1,864	BOOKHAM INC	12/19/07	10/30/08	943.17	4,417.68	(3,474.51)	
	526		05/21/08		266.15	1,014.78	(748.63)	
	2,047		06/09/08		1,035.78	4,212.82	(3,177.04)	
125009300	324	BOYD GAMING CORP	05/07/08	08/14/08	4,331.85	5,996.27	(1,664.42)	
125009400	36	BOYD GAMING CORP	05/07/08	08/22/08	413.63	665.25	(252.62)	
125009500	1,192	BOYD GAMING CORP	05/07/08	10/03/08	9,997.36	22,060.34	(12,062.98)	

2  
0  
0  
8  
  
Y  
E  
A  
R  
  
E  
N  
D  
  
S  
U  
M  
M  
A  
R  
Y

Ref: 00009232 00080895

CITI GLOBAL IMPACT FUNDING

Account Number 692-17598-14 643

Details of Short Term Gain (Loss) 2008 - continued

Reference number	Quantity	Security Description	Opening Trade Date	Closing Trade Date	Sale Proceeds	Cost	(Loss)	Gain	
125009600	1,067	BOYD GAMING CORP	05/07/08	10/06/08	\$ 7,128.48	\$ 19,746.97	(\$ 12,618.49)		
	30		05/21/08		200.43			515.10	(314.67)
	136		08/09/08		908.59			2,110.37	(1,201.78)
125009700	320	BUCYRUS INTERNATIONAL INC	10/06/08	12/05/08	4,787.17	10,315.33	(5,528.16)		
125009800	102	CLECO CORP	04/17/08	08/14/08	2,585.02	2,433.78		151.24	
125009900	33	CLECO CORP	04/17/08	08/22/08	842.48	787.40		55.08	
125010000	99	CARPENTER TECHNOLOGY CORP	06/04/08	08/14/08	3,880.77	5,147.40	(1,266.63)		
125010100	21	CARPENTER TECHNOLOGY CORP	06/04/08	08/22/08	818.15	1,091.87	(273.72)		
125010200	374	CARPENTER TECHNOLOGY CORP	06/04/08	12/05/08	5,508.05	19,445.72	(13,937.67)		
	243		08/05/08		3,578.76			11,773.01	(8,194.25)
	21		08/09/08		309.28			1,030.68	(721.40)
	357		07/07/08		5,257.69			14,872.23	(9,614.54)
	281		09/22/08		4,138.40			8,923.86	(4,785.46)
125010400	1,030	CATHAY GENERAL BANCORP	04/02/08	04/10/08	17,815.71	22,638.06	(4,822.35)		
125010500	327	CERADYNE INC-CALIF	11/29/07	04/28/08	12,245.69	16,808.45	(4,562.76)		
125010600	78	CERADYNE INC-CALIF	11/29/07	06/24/08	2,928.17	4,009.36	(1,081.19)		
	196		11/30/07		7,357.97			10,247.78	(2,889.81)
	36		12/19/07		1,351.47			1,675.44	(323.97)
125010700	125	CERADYNE INC-CALIF	12/19/07	07/11/08	4,499.43	5,817.48	(1,318.05)		
	186		12/28/07		6,695.16			8,789.99	(2,094.83)
125010800	71	CERADYNE INC-CALIF	12/28/07	08/14/08	3,510.75	3,355.32		155.43	
	69		01/10/08		3,411.86			3,197.93	213.93
125010900	9	CERADYNE INC-CALIF	01/10/08	08/22/08	410.03	417.12	(7.09)		
125011000	220	CERADYNE INC-CALIF	01/10/08	10/28/08	3,818.50	10,196.30	(6,377.80)		
	241		02/21/08		4,182.99			11,175.44	(6,992.45)
	340		02/26/08		5,901.31			12,162.72	(6,261.41)
	24		05/21/08		416.56			999.36	(582.80)
	63		06/09/08		1,093.48			2,618.27	(1,524.79)
125011100	241	CHART INDUSTRIES INC	12/03/07	06/30/08	11,764.85	6,773.02		4,991.83	
125011200	122	CHART INDUSTRIES INC	12/03/07	06/30/08	5,955.65	3,428.66		2,526.99	
	39		12/04/07		1,903.85			1,096.99	806.86
125011300	144	CHART INDUSTRIES INC	12/04/07	07/23/08	7,046.14	4,050.42		2,995.72	
125011400	124	CHART INDUSTRIES INC	12/04/07	07/24/08	5,786.28	3,487.86		2,298.42	
125011500	51	CHART INDUSTRIES INC	12/04/07	07/24/08	2,379.84	1,434.52		945.32	
	43		12/11/07		2,006.54			1,269.80	736.74
125011600	234	CHART INDUSTRIES INC	12/11/07	07/31/08	12,601.59	6,910.07		5,691.52	

2  
0  
0  
8  
  
Y  
E  
A  
R  
  
E  
N  
D  
  
S  
U  
M  
M  
A  
R  
Y

Ref: 00009232 00080896

CITI GLOBAL IMPACT FUNDING

Account Number 692-17598-14 643

Details on Short Term Gain (Loss) 2008 - continued

Reference number	Quantity	Security Description	Opening Trade Date	Closing Trade Date	Sale Proceeds	Cost	(Loss)	Gain
125011700	61	CHART INDUSTRIES INC	12/11/07	08/05/08	\$ 2,590.08	\$ 1,801.34		\$ 788.74
	274		12/19/07		11,634.11	7,962.44		3,671.67
	332		01/03/08		14,096.80	9,863.59		4,133.21
	153		05/02/08		6,486.42	5,585.60		910.82
125011800	168	CHART INDUSTRIES INC	05/02/08	08/06/08	7,316.95	6,133.21		1,183.74
	38		05/21/08		1,855.02	1,523.04		131.98
	144		06/09/08		6,271.67	6,308.64	(36.97)	
125012100	359	CHEESECAKE FACTORY INC	09/21/07	07/29/08	5,092.85	8,726.86	(3,634.01)	
	539		12/19/07		7,646.37	12,897.19	(5,250.82)	
	48		05/21/08		680.94	1,008.00	(327.06)	
	89		06/09/08		1,262.58	1,581.53	(318.95)	
125012200	70	CHIPOTLE MEXICAN GRILL	08/05/08	08/14/08	5,207.97	4,982.60		225.37
125012300	87	CHIPOTLE MEXICAN GRILL	08/05/08	11/20/08	3,496.28	6,192.66	(2,696.38)	
125012400	138	CHOICE HOTELS INTL INC	03/15/07	01/08/08	4,387.58	5,063.68	(676.10)	
125012500	250	CHOICE HOTELS INTL INC	03/15/07	01/09/08	7,845.85	9,173.32	(1,327.47)	
125012600	213	CHOICE HOTELS INTL INC	06/04/07	05/19/08	7,282.13	8,925.36	(1,643.23)	
	28		06/04/07		957.28	1,173.29	(216.01)	
	269		08/13/07		9,196.68	9,658.42	(461.74)	
	345		09/21/07		11,795.00	13,541.25	(1,746.25)	
	145		12/19/07		4,957.31	4,965.95	(8.64)	
125013500	1,032	CINCINNATI BELL INC	12/19/07	10/14/08	2,394.33	4,622.84	(2,228.51)	
125013600	1,855	CINCINNATI BELL INC	12/19/07	10/16/08	3,918.11	8,309.48	(4,391.37)	
	236		05/21/08		498.48	1,014.80	(516.32)	
	371		06/09/08		783.62	1,579.72	(796.10)	
125013700	117	CINCINNATI BELL INC	12/19/07	10/16/08	247.12	524.10	(276.98)	
125013900	675	CINEMARK HOLDINGS INC	07/20/07	07/17/08	8,220.51	11,803.19	(3,582.68)	
	496		09/21/07		6,040.55	9,174.81	(3,134.26)	
	663		12/19/07		8,074.37	10,935.52	(2,861.15)	
	37		05/21/08		450.61	505.42	(54.81)	
	109		06/09/08		1,327.45	1,580.22	(252.77)	
125014000	199	CITY NATIONAL CORP	03/18/08	06/10/08	9,102.35	10,212.68	(1,110.33)	
	112		03/24/08		5,122.93	6,167.48	(1,044.55)	
125014100	89	CITY NATIONAL CORP	03/24/08	08/14/08	4,393.90	4,900.95	(507.05)	
	7		04/14/08		345.59	326.09		19.50
125014200	172	CITY NATIONAL CORP	04/14/08	09/08/08	9,871.52	8,012.61		1,858.91
125014300	117	CITY NATIONAL CORP	04/14/08	09/18/08	7,284.26	5,450.43		1,833.83
	45		04/22/08		2,801.64	2,037.83		763.81

2008 YEAR END SUMMARY

Ref. 00009232 00080897

CITI GLOBAL IMPACT FUNDING

Account Number 692-17598-14 643

Details on Short Term Gain (Loss) 2008 - continued

Reference number	Quantity	Security Description	Opening Trade Date	Closing Trade Date	Sale Proceeds	Cost	(Loss)	Gain
125014400	163	CITY NATIONAL CORP	04/22/08	09/19/08	\$ 10,260.02	\$ 7,381.45		\$ 2,878.57
125014500	112	CITY NATIONAL CORP	04/22/08	09/29/08	6,055.59	5,071.92		983.67
	45		06/09/08		2,433.05	2,104.65		328.40
125015000	646	COLLECTIVE BRANDS INC	09/21/07	08/14/08	8,650.99	14,108.32	(5,457.33)	
125015100	354	COLLECTIVE BRANDS INC	09/21/07	09/04/08	6,130.64	7,731.18	(1,600.54)	
	277		10/01/07		4,797.14	6,091.12	(1,293.98)	
125015200	182	COLLECTIVE BRANDS INC	10/01/07	09/19/08	3,115.76	3,562.31	(446.55)	
	386		10/30/07		7,423.97	7,259.12		164.85
125015300	746	COLLECTIVE BRANDS INC	10/30/07	10/10/08	10,062.44	14,029.27	(3,966.83)	
125015500	1,804	COLONIAL BANGGROUP INC	03/19/08	06/16/08	8,618.92	21,770.85	(13,151.93)	
	205		04/11/08		979.42	1,945.94	(966.52)	
125015600	1,530	COLONIAL BANGGROUP INC	04/11/08	06/17/08	6,717.43	14,523.37	(7,805.94)	
	1,109		04/21/08		4,869.04	8,872.00	(4,002.96)	
	275		04/22/08		1,207.38	2,296.03	(1,088.65)	
	153		05/21/08		671.74	1,014.08	(342.34)	
	106		06/09/08		465.39	527.60	(62.21)	
125015700	446	COLONIAL BANGGROUP INC	08/07/08	08/14/08	3,028.77	3,157.86	(129.09)	
125015800	1,629	COLONIAL BANGGROUP INC	08/07/08	12/04/08	4,245.80	11,533.97	(7,288.17)	
125015900	26	COMMSCOPE INC	09/21/07	05/08/08	1,316.22	1,368.65	(52.43)	
125016000	181	COMMSCOPE INC	09/21/07	06/25/08	9,804.67	9,527.89		276.78
	200		10/31/07		10,833.90	9,416.32		1,417.58
125016100	27	COMMSCOPE INC	10/31/07	08/14/08	1,254.68	1,271.20	(16.52)	
	57		12/07/07		2,648.77	2,688.67	(39.90)	
125016200	27	COMMSCOPE INC	12/07/07	08/22/08	1,233.35	1,273.58	(40.23)	
125016300	124	COMMSCOPE INC	12/07/07	10/23/08	2,380.85	5,849.05	(3,468.20)	
	230		12/19/07		4,416.09	10,956.00	(6,539.91)	
	367		04/07/08		7,046.54	13,825.99	(6,779.45)	
	29		05/21/08		556.81	1,501.91	(945.10)	
	69		06/09/08		1,324.83	3,685.29	(2,360.46)	
125016900	108	COMSTOCK RES INC NEW	09/21/07	08/14/08	6,256.50	3,496.20		2,760.30
125017000	13	COMSTOCK RES INC NEW	09/21/07	08/22/08	824.45	420.84		403.61
125017300	386	CONTINENTAL AIRLINES INC CL B	12/14/07	02/04/08	10,728.13	9,624.64		1,103.49
125017400	352	CONTINENTAL AIRLINES INC CL B	12/14/07	02/25/08	9,935.34	8,776.87		1,158.47
125017500	92	CONTINENTAL AIRLINES INC CL B	12/19/07	03/14/08	1,817.91	2,166.14	(348.23)	
	232		01/07/08		4,584.28	4,708.09	(123.81)	

2  
0  
0  
8  
  
Y  
E  
A  
R  
  
E  
N  
D  
  
S  
U  
M  
M  
A  
R  
Y



Ref: 00009232 00080898

CITI GLOBAL IMPACT FUNDING  
Account Number 692-17598-14 643

Details of Short Term Gain/Loss 2008 - continued

Reference number	Quantity	Security Description	Opening Trade Date	Closing Trade Date	Sale Proceeds	Cost	(Loss)	Gain
125017600	77	CONTINENTAL AIRLINES INC CL B	12/14/07	03/14/08	\$ 1,521.51	\$ 1,919.94	(\$ 398.43)	
	98		12/19/07		1,936.47	2,307.41	(370.94)	
125017700	1,087	CONTINENTAL AIRLINES INC CL B	01/07/08	03/17/08	19,989.71	22,059.04	(2,069.33)	
	24		01/10/08		441.36	494.28	(52.92)	
	468		01/15/08		8,606.42	11,890.67	(3,284.15)	
125017800	208	CURTISS-WRIGHT CORP TRADE AS OF 07/28/08	04/04/08	07/28/08	10,658.73	9,265.34		1,393.39
125017900	120	CURTISS-WRIGHT CORP	04/04/08	08/14/08	6,499.64	5,345.39		1,154.25
125018000	8	CURTISS-WRIGHT CORP	04/04/08	08/22/08	416.55	356.36		60.19
125018200	130	DOLLAR FINANCIAL CORP	08/23/07	04/24/08	2,993.64	3,140.89	(147.25)	
	86		08/24/07		1,980.41	2,077.46	(97.05)	
	315		09/21/07		7,253.81	8,727.83	(1,474.02)	
	348		12/19/07		8,013.73	9,915.91	(1,902.18)	
125018300	78	DRIL QUIP INC	04/11/08	08/14/08	4,308.69	4,096.22		212.47
125018400	22	DRIL QUIP INC	04/11/08	08/22/08	1,248.71	1,155.35		93.36
125018500	339	DRIL QUIP INC	04/11/08	10/20/08	9,356.95	17,802.82	(8,445.87)	
	7		04/17/08		183.21	417.12	(233.91)	
125018600	62	DRIL QUIP INC	04/17/08	10/22/08	1,580.92	3,694.53	(2,113.61)	
125018700	147	DRIL QUIP INC	04/17/08	10/23/08	3,383.55	8,759.60	(5,376.05)	
	77		05/01/08		1,772.34	4,383.31	(2,610.97)	
125018800	73	DRIL QUIP INC	05/01/08	10/24/08	1,559.85	4,155.61	(2,595.76)	
	84		05/06/08		1,794.90	4,965.53	(3,170.63)	
	16		05/21/08		341.89	1,033.60	(691.71)	
	8		06/09/08		170.94	504.00	(333.06)	
125018900	949	EMERITUS CORP	06/28/07	02/13/08	20,137.56	29,419.00	(9,281.44)	
	279		09/21/07		5,920.31	7,876.67	(1,956.36)	
125019300	503	FELCOR LODGING TR INC	12/12/07	11/19/08	531.31	9,073.52	(8,542.21)	
	1,153		12/19/07		1,217.90	18,893.75	(17,675.85)	
	135		05/21/08		142.60	2,038.15	(1,895.55)	
	192		06/09/08		202.82	2,639.50	(2,436.68)	
125019600	545	FIRST HORIZON NATL CORP	03/20/08	07/07/08	3,358.82	9,267.67	(5,908.85)	
	708		03/24/08		4,363.38	12,763.33	(8,399.95)	
	593		03/25/08		3,654.84	10,542.53	(6,887.69)	
	723		04/01/08		4,455.82	10,704.45	(6,248.63)	
	858		04/11/08		5,287.82	11,327.23	(6,039.41)	
	593		04/17/08		3,654.64	7,738.41	(4,083.77)	
	1,377		04/29/08		8,486.40	15,193.82	(6,707.42)	

2  
0  
8  
  
Y  
E  
A  
R  
  
E  
N  
D  
  
S  
U  
M  
M  
A  
R  
Y

Ref: 00009232 00080899

CITI GLOBAL IMPACT FUNDING

Account Number 692-17598-14 643

Details of Short-Term Gain/(Loss) 2008 (continued)

Reference number	Quantity	Security Description	Opening Trade Date	Closing Trade Date	Sale Proceeds	Cost	(Loss)	Gain
	217		05/21/08		\$ 1,337.36	\$ 2,033.03	(\$ 695.67)	
	962		06/04/08		5,928.77	9,733.42	(3,804.65)	
	483		06/09/08		2,853.46	4,221.31	(1,367.85)	
125019700	.3426	FIRST HORIZON NATL CORP	08/25/08	10/01/08	2.96	3.39	(.43)	
	.143	CASH IN LIEU OF .82441	09/08/08		1.24	1.77	(.53)	
	.1287	RECORD 09/12/08 PAY 10/01/08	09/18/08		1.11	1.26	(.15)	
	.2101		09/29/08		1.82	1.77		.05
125019800	246	FOUNDATION COAL HOLDINGS INC	04/11/07	01/15/08	12,654.48	9,208.47		3,446.01
125019900	203	FOUNDATION COAL HOLDINGS INC	04/11/07	02/04/08	11,495.23	7,598.86		3,896.37
125020000	38	FOUNDATION COAL HOLDINGS INC	04/11/07	02/19/08	2,127.97	1,422.45		705.52
	17		04/26/07		951.99	669.57		282.42
125020400	428	GEO GROUP INC	03/04/08	05/07/08	10,681.36	11,218.52	(537.16)	
	425		03/05/08		10,606.50	11,245.97	(639.47)	
125021700	72	GENERAL CABLE CORP	08/16/07	02/13/08	4,607.50	3,622.65		984.85
	102		09/21/07		6,527.29	6,989.04	(461.75)	
125021800	76	GENERAL CABLE CORP	09/21/07	08/14/08	4,311.19	5,207.52	(896.33)	
	46		12/19/07		2,609.40	3,323.50	(714.10)	
125021900	23	GENERAL CABLE CORP	12/19/07	08/22/08	1,213.47	1,661.75	(448.28)	
	24		01/16/08		1,266.23	1,349.30	(83.07)	
125022000	190	GENERAL CABLE CORP	01/16/08	12/03/08	2,920.57	10,681.95	(7,761.38)	
	158		01/18/08		2,428.68	8,096.76	(5,668.08)	
125022100	228	GENESEE & WYOMING INC CLASS A	02/27/07	01/02/08	5,339.20	6,080.76	(741.56)	
	298		09/21/07		6,978.43	8,723.44	(1,745.01)	
	259		12/19/07		6,065.13	6,936.02	(870.89)	
125022200	51	GOODRICH PETE CORP NEW	06/05/08	08/14/08	2,613.73	2,630.06	(16.33)	
125022300	75	GOODRICH PETE CORP NEW	06/05/08	11/24/08	2,564.49	3,867.74	(1,303.25)	
125022400	158	GOODRICH PETE CORP NEW	06/05/08	11/26/08	5,802.92	8,148.03	(2,345.11)	
125022500	259	GREY WOLF INC	06/23/08	08/14/08	2,168.33	2,441.10	(272.77)	
125022600	867	GREY WOLF INC	06/23/08	08/25/08	7,340.76	8,171.56	(830.80)	
	1,558		06/24/08		13,191.35	14,668.73	(1,477.38)	
125023400	289	HEALTHWAYS INC	01/30/08	08/14/08	7,785.03	16,011.01	(8,225.98)	
125023500	114	HELMERICH & PAYNE INC	02/27/07	02/04/08	4,727.03	3,164.64		1,562.39
125023600	236	HELMERICH & PAYNE INC	03/19/07	03/03/08	10,815.05	6,802.95		3,912.10
	27		09/21/07		1,237.32	932.04		305.28
125023700	150	HELMERICH & PAYNE INC	09/21/07	03/27/08	7,042.88	5,178.00		1,864.88
	264		10/01/07		12,395.48	8,857.41		3,538.07

2008 YEAR END SUMMARY

Ref: 00009232 00080900

CITI GLOBAL IMPACT FUNDING  
Account Number 692-17598-14 643

Details of Short Term Gain (Loss) 2008 - continued

Reference number	Quantity	Security Description	Opening Trade Date	Closing Trade Date	Sale Proceeds	Cost	(Loss)	Gain	
125023800	98	HELMERICH & PAYNE INC	10/01/07	04/04/08	\$ 4,793.08	\$ 3,220.88		\$ 1,572.18	
	374		12/19/07		18,672.96			13,882.88	4,790.08
125023900	165	JACK HENRY & ASSOCIATES INC FULL PRICE IS 23.58278800	06/02/08	08/14/08	3,891.13	3,841.23		49.90	
125024000	41	JACK HENRY & ASSOCIATES INC	06/02/08	08/22/08	822.45	954.49	(132.04)		
125024800	713	HERCULES OFFSHORE INC	12/19/07	10/06/08	6,380.81	17,344.44	(10,963.63)		
	57		05/21/08		510.11			2,027.49	(1,517.38)
	16		06/09/08		143.18			543.52	(400.34)
125025200	327	HOLLY CORP-NEW	01/15/08	05/08/08	13,242.11	14,314.33	(1,072.22)		
125025300	207	HOLLY CORP-NEW	01/15/08	05/09/08	8,456.48	9,061.36	(604.88)		
	234		01/22/08		9,559.50			10,118.10	(556.60)
	251		02/04/08		10,253.99			12,492.75	(2,238.76)
	242		03/19/08		9,886.33			10,503.11	(616.78)
125025400	688	HORSEHEAD HLDG CORP	10/10/07	04/04/08	8,401.05	18,072.09	(7,671.04)		
	294		10/11/07		3,589.98			7,055.65	(3,465.67)
	156		11/05/07		1,904.89			3,463.20	(1,558.31)
	332		11/07/07		4,053.99			7,376.44	(3,322.45)
	517		12/04/07		6,313.00			8,872.24	(2,559.24)
	503		12/19/07		6,142.05			7,936.33	(1,794.28)
125025500	448	HUB GROUP INC CL A	08/13/07	02/07/08	14,249.73	15,318.20	(1,068.47)		
125025600	68	HUB GROUP INC CL A	08/13/07	02/12/08	2,297.35	2,325.08	(27.73)		
	241		08/22/07		8,142.09			8,286.01	(143.92)
	81		09/14/07		2,736.56			2,468.10	268.46
125025700	99	HUB GROUP INC CL A	09/14/07	06/04/08	3,550.54	3,016.57		533.97	
	193		09/17/07		6,921.75			5,877.45	1,044.30
	91		09/21/07		3,263.62			2,724.08	539.54
125025800	201	HUB GROUP INC CL A	09/21/07	06/05/08	7,135.34	6,016.94		1,118.40	
	335		11/30/07		11,892.23			8,707.92	3,184.31
	394		12/19/07		13,986.68			10,566.29	3,420.39
125025900	32	HUB GROUP INC CL A	12/19/07	06/16/08	1,042.98	858.18		184.80	
	30		05/21/08		977.79			999.90	(22.11)
125026000	143	INTEGRA LIFESCIENCES HOLDINGS CORP	01/14/08	08/14/08	6,904.00	6,251.06		652.94	
125026100	43	INTEGRA LIFESCIENCES HOLDINGS CORP	01/14/08	08/22/08	2,054.09	1,879.69		174.40	
125026200	2,457	INTERNATIONAL COAL GROUP	04/22/08	08/01/08	24,845.78	22,687.45		2,158.33	
	1,871		04/24/08		18,920.00			14,065.24	4,854.76

2  
0  
0  
8  
  
Y  
E  
A  
R  
  
E  
N  
D  
  
S  
U  
M  
M  
A  
R  
Y

Ref 00009232 00080901

CITI GLOBAL IMPACT FUNDING  
Account Number 692-17598-14 643

Details of Short-Term Gain (Loss) 2008 - continued

Reference number	Quantity	Security Description	Opening Trade Date	Closing Trade Date	Sale Proceeds	Cost	(Loss)	Gain
125026300	154	INTERNATIONAL COAL GROUP	04/24/08	08/14/08	\$ 1,393.85	\$ 1,157.70		\$ 236.15
	226		05/06/08		2,045.51	2,037.52		7.99
125026400	281	INTERNATIONAL COAL GROUP	05/06/08	08/22/08	2,917.04	2,533.38		383.66
125026500	704	INTERNATIONAL COAL GROUP	05/06/08	09/18/08	4,799.49	6,346.99	(1,547.50)	
125026600	247	INTERNATIONAL COAL GROUP	05/06/08	10/06/08	1,004.81	2,226.85	(1,222.04)	
	103		05/21/08		419.01	1,016.10	(597.09)	
	1,078		05/23/08		4,385.38	10,031.98	(5,646.60)	
	375		05/27/08		1,525.53	3,441.56	(1,916.03)	
	149		06/09/08		606.14	1,580.88	(974.74)	
	1,191		07/03/08		4,845.09	12,148.32	(7,303.23)	
125026900	178	ISLE OF CAPRIS CASINOS INC	09/07/07	05/06/08	1,152.78	3,235.83	(2,083.05)	
125027000	303	ISLE OF CAPRIS CASINOS INC	09/07/07	05/08/08	1,825.35	5,508.17	(3,682.82)	
	487		09/21/07		2,933.82	9,618.20	(6,684.38)	
	648		12/19/07		3,903.72	8,436.96	(4,533.24)	
125027100	527	JARDEN CORP	08/31/07	01/09/08	10,553.01	17,193.53	(6,640.52)	
125027200	3	JARDEN CORP	08/31/07	08/14/08	71.77	97.88	(26.11)	
	250		09/05/07		5,980.96	8,109.10	(2,128.14)	
125027300	17	JARDEN CORP	09/05/07	08/22/08	404.09	551.42	(147.33)	
	53		09/19/07		1,259.80	1,690.20	(430.40)	
125027800	43	KANSAS CITY SOUTHERN INDS NEW	09/21/07	08/06/08	2,205.60	1,410.83		794.77
125027900	135	KANSAS CITY SOUTHERN INDS NEW	09/21/07	08/14/08	6,903.39	4,429.35		2,474.04
125028000	25	KANSAS CITY SOUTHERN INDS NEW	09/21/07	08/22/08	1,246.99	820.25		426.74
125028100	129	KANSAS CITY SOUTHERN INDS NEW	10/02/07	09/25/08	6,132.10	4,210.73		1,921.37
125028200	240	KEY ENERGY SVCS INC	05/09/08	08/14/08	3,898.77	3,761.50		137.27
125028300	77	KEY ENERGY SVCS INC	05/09/08	08/22/08	1,245.08	1,206.81		38.27
125028400	1,269	KEY ENERGY SVCS INC	05/09/08	10/08/08	7,832.35	19,888.91	(12,056.56)	
	662		05/14/08		4,085.90	10,682.03	(6,596.13)	
	30		05/21/08		185.16	514.50	(329.34)	
	677		05/30/08		4,178.49	11,612.31	(7,433.82)	
	59		06/09/08		364.15	1,053.74	(689.59)	
125028500	26	KIRBY CORP	02/22/07	01/14/08	1,055.89	986.10		69.79
	69		02/27/07		2,802.16	2,509.53		292.63
	205		02/28/07		8,325.27	7,439.39		885.88
125028700	118	KIRBY CORP	09/21/07	04/24/08	6,815.45	4,784.38		2,031.07
125028800	108	KIRBY CORP	09/21/07	05/05/08	6,131.49	4,378.93		1,752.56
	207		12/19/07		11,752.02	9,991.87		1,760.15

2  
0  
0  
8  
  
Y  
E  
A  
R  
  
E  
N  
D  
  
S  
U  
M  
M  
A  
R  
Y

Ref: 00009232 00080902

CITI GLOBAL IMPACT FUNDING  
Account Number 692-17598-14 643

Details of Short Term Gain/(Loss) 2008 - continued

Reference number	Quantity	Security Description	Opening Trade Date	Closing Trade Date	Sale Proceeds	Cost	(Loss)	Gain
125028900	67	KIRBY CORP	07/23/08	08/14/08	\$ 3,049.15	\$ 3,090.37	(\$ 41.22)	
125029000	36	KIRBY CORP	07/23/08	08/22/08	1,648.07	1,660.50	(12.43)	
125029100	548	LANDAMERICA FINANCIAL GROUP	01/29/08	07/10/08	9,323.23	24,103.34	(14,780.11)	
	128		01/31/08		2,177.69	6,588.05	(4,410.36)	
125029200	99	LANDAMERICA FINANCIAL GROUP	01/31/08	07/17/08	1,690.27	5,095.44	(3,405.17)	
	142		02/11/08		2,424.42	6,068.88	(3,644.46)	
	175		02/12/08		2,987.85	7,514.90	(4,527.05)	
	401		02/22/08		6,846.43	14,102.97	(7,256.54)	
	16		05/21/08		273.17	508.64	(235.47)	
	78		06/09/08		1,331.73	2,110.68	(778.95)	
125029300	172	LEAP WIRELESS INTERNATIONAL INC NEW	11/29/07	03/31/08	8,208.88	5,722.54		2,486.34
125029400	175	LEAP WIRELESS INTERNATIONAL INC NEW	11/29/07	04/04/08	9,368.94	5,822.36		3,546.58
	47		11/30/07		2,516.23	1,628.41		887.82
125029500	205	LEAP WIRELESS INTERNATIONAL INC NEW	11/30/07	04/07/08	10,935.60	7,102.63		3,832.97
	16		12/04/07		853.51	572.37		281.14
125029600	364	LEAP WIRELESS INTERNATIONAL INC NEW	12/04/07	05/09/08	19,815.13	13,021.41		6,793.72
125029700	120	LEAP WIRELESS INTERNATIONAL INC NEW	12/04/07	08/14/08	5,187.33	4,292.77		894.56
125029800	9	LEAP WIRELESS INTERNATIONAL INC NEW	12/04/07	08/22/08	407.42	321.96		85.46
125029900	161	LIFE TIME FITNESS INC	06/17/08	08/14/08	5,627.39	5,825.27	(197.88)	
125030000	70	LIFE TIME FITNESS INC	06/17/08	08/22/08	2,482.18	2,532.73	(50.55)	
125030100	80	LIFEPOINT HOSPS INC	02/27/07	01/28/08	2,167.39	2,964.80	(797.41)	
125030200	113	LIFEPOINT HOSPS INC	02/27/07	01/31/08	3,054.28	4,187.78	(1,133.50)	
	317		07/31/07		8,568.19	9,524.71	(956.52)	
	264		09/21/07		7,135.65	7,861.26	(725.61)	
	282		12/19/07		7,622.18	8,450.98	(828.80)	
125030300	590	LODGENET ENTERTAINMENT CORP	07/20/07	01/14/08	8,908.51	20,337.66	(11,429.15)	
125030400	256	LODGENET INTERACTIVE CORP	07/20/07	01/15/08	3,650.07	8,824.47	(5,174.40)	
	253		07/31/07		3,607.30	8,071.03	(4,463.73)	
	222		09/18/07		3,165.29	5,232.19	(2,066.90)	
125030500	142	LODGENET INTERACTIVE CORP	09/18/07	01/23/08	1,983.80	3,346.71	(1,362.91)	
	278		09/21/07		3,883.77	6,986.84	(3,103.07)	
	364		11/29/07		5,085.22	6,900.89	(1,815.67)	

2  
0  
0  
8  
  
Y  
E  
A  
R  
  
E  
N  
D  
  
S  
U  
M  
M  
A  
R  
Y

Ref: 00009232 00080903

CITI GLOBAL IMPACT FUNDING  
Account Number 692-17598-14 643

Details on Short-Term Gain (Loss) 2008 - continued

Reference number	Quantity	Security Description	Opening Trade Date	Closing Trade Date	Sale Proceeds	Cost	(Loss)	Gain
	236		11/30/07		\$ 3,297.01	\$ 4,521.22	(\$ 1,224.21)	
	576		12/19/07		8,046.94	10,430.21	(2,383.27)	
125031400	157	MARVEL ENTERTAINMENT INC	10/23/07	05/01/08	4,687.13	3,750.95		936.18
125031500	189	MARVEL ENTERTAINMENT INC	10/23/07	05/02/08	5,697.65	4,515.48		1,182.17
125031600	183	MARVEL ENTERTAINMENT INC	10/23/07	08/14/08	6,039.25	4,372.13		1,667.12
125031700	62	MARVEL ENTERTAINMENT INC	10/23/07	08/22/08	2,080.08	1,481.27		598.81
125031800	264	MARVEL ENTERTAINMENT INC	10/23/07	10/09/08	7,712.50	6,307.32		1,405.18
125031900	72	MARVEL ENTERTAINMENT INC	10/23/07	10/09/08	2,009.02	1,720.18		288.84
	108	TRADE AS OF 10/09/08	10/25/07		3,013.53	2,595.21		418.32
125032100	205	MATRIA HEALTHCARE INC-NEW	02/01/07	01/15/08	5,617.63	5,788.01	(170.38)	
	334		02/14/07		9,152.62	8,396.73		755.89
	137		02/16/07		3,754.22	3,543.00		211.22
	48		02/22/07		1,315.35	1,306.91		8.44
125032200	266	MATRIA HEALTHCARE INC-NEW	02/22/07	01/28/08	8,573.56	7,242.46		1,331.10
	345		02/23/07		11,119.85	8,583.46		2,536.39
	419		02/27/07		13,504.98	10,395.39		3,109.59
	469		06/06/07		15,116.55	13,706.99		1,409.56
	338		07/31/07		10,894.23	8,714.82		2,179.41
	12		09/21/07		386.77	311.58		75.19
125032300	677	MATRIA HEALTHCARE INC-NEW	09/21/07	02/20/08	18,501.05	17,578.31		922.74
	85		10/29/07		2,322.88	2,086.74		236.14
125032400	24	MATRIA HEALTHCARE INC-NEW	10/29/07	02/26/08	642.48	589.20		53.28
	117		10/30/07		3,132.07	2,921.42		210.65
125032500	157	MATRIA HEALTHCARE INC-NEW	10/30/07	02/27/08	4,143.31	3,920.20		223.11
	418		12/19/07		11,031.23	9,045.50		1,985.73
125032600	477	MATRIA HEALTHCARE INC-NEW	12/19/07	02/29/08	11,970.47	10,322.25		1,648.22
	394		01/09/08		9,887.55	9,765.01		122.54
125032700	163	MICROS SYSTEMS INC	09/21/07	07/07/08	4,618.44	5,100.27	(481.83)	
125032800	105	MICROS SYSTEMS INC	09/21/07	08/14/08	3,475.69	3,285.45		190.24
125032900	39	MICROS SYSTEMS INC	09/21/07	08/22/08	1,251.89	1,220.31		31.58
125033000	295	NBTY INC	12/13/07	08/14/08	10,384.24	7,952.52		2,431.72
125033100	82	NBTY INC	12/13/07	08/22/08	2,912.62	2,210.53		702.09
125033200	308	NATIONAL CINEMEDIA INC	09/21/07	06/12/08	4,239.13	7,424.88	(3,185.75)	
	451		10/09/07		6,207.30	11,816.20	(5,608.90)	
	539		12/19/07		7,418.49	12,930.56	(5,512.07)	

2008 YEAR END SUMMARY

Ref: 00009232 00080904

CITI GLOBAL IMPACT FUNDING  
Account Number 692-17598-14 643

Details of Short Term Gain (Loss) 2008 - continued

2  
0  
0  
8  
  
Y  
E  
A  
R  
  
E  
N  
D  
  
S  
U  
M  
M  
A  
R  
Y

Reference number	Quantity	Security Description	Opening Trade Date	Closing Trade Date	Sale Proceeds	Cost	(Loss)	Gain
	53		05/21/08		\$ 729.46	\$ 1,020.24	(\$ 290.78)	
	188		06/09/08		2,687.53	3,699.84	(1,112.31)	
125033500	50	NATIONAL FINANCIAL PARTNERS CORP	11/28/07	10/20/08	417.56	2,331.61	(1,914.05)	
125033600	178	NATIONAL FINANCIAL PARTNERS CORP	11/28/07	10/21/08	1,465.93	8,300.51	(6,834.58)	
	36		11/28/07		296.48	1,678.76	(1,382.28)	
	320		12/19/07		2,635.38	14,384.19	(11,748.81)	
	113		02/13/08		930.61	3,177.73	(2,247.12)	
125033700	275	NATIONAL FINANCIAL PARTNERS CORP	02/13/08	10/22/08	2,138.91	7,733.41	(5,594.50)	
	390		04/15/08		3,033.36	9,955.92	(6,922.56)	
125033800	47	NATIONAL FINANCIAL PARTNERS CORP	04/15/08	10/23/08	317.36	1,199.82	(882.46)	
	42		05/21/08		283.60	1,024.38	(740.78)	
	119		06/09/08		803.53	2,630.16	(1,826.63)	
	490		07/24/08		3,308.66	10,694.35	(7,385.69)	
125033900	1,940	NEWALLIANCE BANCSHARES INC TRADE AS OF 07/08/08	02/22/08	07/08/08	23,288.02	23,289.51	(1.49)	
	85		03/13/08		1,020.35	1,072.14	(51.79)	
125034000	223	NEWALLIANCE BANCSHARES INC	03/13/08	08/14/08	3,018.17	2,812.79		205.38
125034100	94	NEWALLIANCE BANCSHARES INC	03/13/08	08/22/08	1,243.61	1,185.66		57.95
125034200	77	OIL STATES INTERNATIONAL INC	02/26/08	08/14/08	3,879.23	3,406.11		473.12
125034300	46	OIL STATES INTERNATIONAL INC	02/26/08	08/22/08	2,497.32	2,034.82		462.50
125034400	285	OIL STATES INTERNATIONAL INC	02/26/08	10/06/08	7,216.47	12,607.03	(5,390.56)	
	116		02/27/08		2,937.23	5,143.97	(2,206.74)	
	298		02/29/08		7,545.64	12,644.56	(5,098.92)	
	243		03/18/08		6,152.99	10,436.34	(4,283.35)	
	26		05/21/08		658.34	1,524.64	(866.30)	
	8		06/09/08		202.58	497.84	(295.26)	
125034700	384	ON SEMICONDUCTOR CORP	09/21/07	05/19/08	4,046.42	4,865.28	(818.86)	
125034800	478	ON SEMICONDUCTOR CORP	09/21/07	08/06/08	4,752.06	6,056.26	(1,304.20)	
	743		10/18/07		7,386.56	9,518.43	(2,131.87)	
125034900	65	ON SEMICONDUCTOR CORP	10/18/07	08/14/08	674.76	832.70	(157.94)	
	685		12/14/07		7,110.94	5,538.36		1,572.58
125035000	125	ON SEMICONDUCTOR CORP	12/14/07	08/22/08	1,246.37	1,010.65		235.72
125035100	124	ORBITAL SCIENCES CORP	05/18/07	04/17/08	3,252.75	2,459.64		793.11
	282		08/19/07		7,397.38	5,750.01		1,647.37
125035200	230	ORBITAL SCIENCES CORP	06/19/07	04/22/08	6,125.07	4,689.72		1,435.35
	447		08/07/07		11,903.94	9,164.57		2,739.37
	302		09/21/07		8,042.49	6,440.15		1,602.34

Ref: 0009232 00080905

CITI GLOBAL IMPACT FUNDING  
Account Number 692-17598-14 643

Details of Short Term Gain (Loss) 2008 *continued*

Reference number	Quantity	Security Description	Opening Trade Date	Closing Trade Date	Sale Proceeds	Cost	(Loss)	Gain	
125035300	168	ORBITAL SCIENCES CORP	09/21/07	04/23/08	\$ 4,464.15	\$ 3,582.60		\$ 881.55	
	531		12/19/07		14,109.92			12,398.85	1,711.07
125035700	315	PMC SIERRA INC	09/21/07	08/14/08	2,602.36	2,567.25		35.11	
125035800	359	PMC SIERRA INC	09/21/07	08/22/08	2,907.92	2,925.85	(17.93)		
125035900	140	PAETEC HOLDING CORP	01/11/08	08/14/08	433.99	1,177.12	(743.13)		
125036000	1,241	PAETEC HOLDING CORP	01/11/08	08/22/08	4,147.39	10,434.33	(6,286.94)		
125036200	56	PANERA BREAD CO CL A	02/27/07	01/08/08	1,784.82	3,408.72	(1,623.90)		
125036300	26	PANERA BREAD CO CL A	02/27/07	01/09/08	834.34	1,582.62	(748.28)		
	136		03/07/07		4,364.27			7,983.80	(3,619.53)
	101		06/06/07		3,241.11			5,138.01	(1,896.90)
125036400	84	PANERA BREAD CO CL A	06/06/07	03/26/08	3,691.93	4,273.20	(581.27)		
	70		09/19/07		3,076.61			3,137.09	(60.48)
125036500	103	PANERA BREAD CO CL A	09/19/07	04/23/08	4,706.02	4,616.01		90.01	
	169		09/21/07		7,721.54			7,327.52	394.02
125036600	83	PANERA BREAD CO CL A	09/21/07	05/02/08	4,322.98	3,598.72		724.26	
	217		12/19/07		11,302.25			7,619.30	3,682.95
125036700	123	PANERA BREAD CO CL A	12/19/07	05/28/08	6,291.39	4,318.78		1,972.61	
	332		12/24/07		16,981.64			12,118.80	4,862.84
	10		05/21/08		511.49			502.10	9.39
125036800	532	PETROHAWK ENERGY CORP	04/12/07	03/13/08	9,912.27	7,369.90		2,542.37	
125036900	564	PETROHAWK ENERGY CORP	04/12/07	03/26/08	11,144.62	7,813.21		3,331.41	
125037300	722	PETROHAWK ENERGY CORP	07/16/07	06/05/08	24,270.47	10,886.46		13,384.01	
	24		09/21/07		806.77			406.08	400.69
125037400	266	PETROHAWK ENERGY CORP	09/21/07	06/17/08	10,396.66	4,500.72		5,895.94	
125037500	118	PETROHAWK ENERGY CORP	09/21/07	08/14/08	3,439.68	1,996.56		1,443.12	
125037600	38	PETROHAWK ENERGY CORP	09/21/07	08/22/08	1,253.23	642.96		610.27	
125037700	225	PETROHAWK ENERGY CORP	09/21/07	09/15/08	5,051.22	3,807.00		1,244.22	
	179		12/19/07		4,018.52			2,905.17	1,113.35
125037800	404	PETROHAWK ENERGY CORP	12/19/07	09/19/08	9,857.50	6,556.92		3,300.58	
125037900	459	PETROHAWK ENERGY CORP	12/19/07	09/25/08	11,339.94	7,449.57		3,890.37	
	91		05/21/08		2,248.22			2,548.00	(299.78)
	15		06/09/08		370.59			538.50	(167.91)
125038000	203	PHILLIPS-VAN HEUSEN CORP DEL	02/01/08	08/14/08	7,816.36	8,671.45	(855.09)		
125038100	70	PHILLIPS-VAN HEUSEN CORP DEL	02/01/08	08/22/08	2,506.68	2,990.16	(483.48)		

2  
0  
8  
Y  
E  
A  
R  
E  
N  
D  
S  
U  
M  
M  
A  
R  
Y



Ref: 00009232 00080906

CITI GLOBAL IMPACT FUNDING  
Account Number 692-17598-14 643

Details of Short Term Gain (Loss) 2008 - continued

Reference number	Quantity	Security Description	Opening Trade Date	Closing Trade Date	Sale Proceeds	Cost	(Loss)	Gain
125038200	285	PHILLIPS-VAN HEUSEN CORP DEL	02/01/08	10/13/08	\$ 9,099.17	\$ 12,174.20	(\$ 3,075.03)	
	271		02/27/08		8,652.20	10,811.19	(2,158.99)	
	156		03/25/08		4,980.60	5,711.66	(731.06)	
125038300	161	PHILLIPS-VAN HEUSEN CORP DEL	03/25/08	10/20/08	4,478.43	5,894.72	(1,416.29)	
	111		05/13/08		3,087.61	5,042.01	(1,954.40)	
125038400	148	PHILLIPS-VAN HEUSEN CORP DEL	05/13/08	10/28/08	3,173.80	6,722.68	(3,548.88)	
	35		05/21/08		750.56	1,522.50	(771.94)	
	12		06/09/08		257.33	510.60	(253.27)	
	32		07/07/08		686.23	1,144.70	(458.47)	
125038500	330	PHILLIPS-VAN HEUSEN CORP DEL	07/07/08	10/31/08	7,907.61	11,804.76	(3,897.15)	
	288		08/08/08		6,901.19	11,345.01	(4,443.82)	
125039000	221	PIONEER DRILLING CO	06/26/08	08/14/08	3,882.06	4,383.45	(501.39)	
125039100	70	PIONEER DRILLING CO	06/26/08	08/22/08	1,245.29	1,388.42	(143.13)	
125039200	719	PIONEER DRILLING CO	06/26/08	10/06/08	7,127.76	14,261.08	(7,133.32)	
	198		06/27/08		1,962.86	3,979.36	(2,016.50)	
	711		07/02/08		7,048.48	13,229.58	(6,181.12)	
125039300	103	RTI INTL METALS INC	09/21/07	07/30/08	2,810.14	7,872.70	(5,062.56)	
	147		10/31/07		4,010.59	11,588.99	(7,578.40)	
	172		12/19/07		4,692.67	11,885.20	(7,192.53)	
	69		01/07/08		1,882.52	4,232.72	(2,350.20)	
	131		01/08/08		3,574.07	7,792.12	(4,218.05)	
	225		01/25/08		6,138.66	11,682.54	(5,543.88)	
	230		03/17/08		6,275.08	10,238.63	(3,963.55)	
	65		06/09/08		1,773.40	2,647.45	(874.05)	
125039400	2,669	RF MICRO DEVICES INC	01/23/08	08/14/08	9,928.62	8,133.78		1,794.84
125039500	886	RF MICRO DEVICES INC	01/23/08	08/22/08	3,323.37	2,700.08		623.29
125039600	227	REGAL ENTERTAINMENT GROUP CL A	07/11/08	08/14/08	3,897.22	3,419.26		477.96
125039700	101	REGAL ENTERTAINMENT GROUP CL A	07/11/08	08/22/08	1,659.82	1,521.34		138.48
125039800	483	RIVERBED TECHNOLOGY INC	05/16/08	08/14/08	8,664.97	8,318.27		346.70
125039900	170	RIVERBED TECHNOLOGY INC	05/16/08	08/22/08	2,916.16	2,927.76	(11.60)	
125040000	743	RIVERBED TECHNOLOGY INC	05/16/08	10/31/08	9,070.11	12,796.02	(3,725.91)	
125040900	368	SELECTIVE INSURANCE GROUP INC	08/13/07	05/07/08	7,769.31	8,068.59	(299.28)	
125041000	453	SELECTIVE INSURANCE GROUP INC	08/13/07	05/12/08	9,491.15	9,932.25	(441.10)	
	416		08/17/07		8,715.94	8,974.33	(258.39)	
	287		09/21/07		6,013.16	6,137.54	(124.38)	
	19		11/06/07		398.08	429.64	(31.56)	
	317		11/07/07		6,641.72	7,367.87	(726.15)	

2  
0  
0  
8  
  
Y  
E  
A  
R  
  
E  
N  
D  
  
S  
U  
M  
M  
A  
R  
Y

Ref: 00009232 00080907

CITI GLOBAL IMPACT FUNDING

Account Number 692-17598-14 643

Details for Short-Term Gain (Loss) 2008 - continued

2  
0  
0  
8  
  
Y  
E  
A  
R  
  
E  
N  
D  
  
S  
U  
M  
M  
A  
R  
Y

Reference number	Quantity	Security Description	Opening Trade Date	Closing Trade Date	Sale Proceeds	Cost	(Loss)	Gain
125041100	94	SELECTIVE INSURANCE GROUP INC	11/07/07	05/13/08	\$ 1,971.55	\$ 2,184.80	(\$ 213.25)	
	472		12/19/07		9,899.72	10,423.91	(524.19)	
125041200	934	TCF FINANCIAL CORP	02/01/08	06/10/08	13,757.27	20,255.10	(6,497.83)	
125041300	185	TCF FINANCIAL CORP TRADE AS OF 07/08/08	02/01/08	07/08/08	2,048.84	4,011.98	(1,963.14)	
	497		02/04/08		5,504.19	10,676.01	(5,171.82)	
	1,117		02/07/08		12,370.59	22,984.40	(10,613.81)	
	541		03/13/08		5,991.49	10,279.47	(4,287.98)	
	174		06/09/08		1,927.03	2,633.46	(706.43)	
125041400	211	THQ INC NEW (DE)	12/07/07	08/14/08	3,465.70	5,343.89	(1,878.19)	
125041500	106	THQ INC NEW (DE)	12/07/07	08/22/08	1,663.14	2,684.61	(1,021.47)	
125041600	515	THQ INC NEW (DE)	12/07/07	09/15/08	6,518.16	13,043.15	(6,524.99)	
	200		12/19/07		2,531.32	5,455.99	(2,924.67)	
	215		01/03/08		2,721.18	5,790.72	(3,069.54)	
125041700	252	THQ INC NEW (DE)	01/03/08	09/16/08	3,032.60	6,787.27	(3,754.67)	
	560		02/04/08		6,739.11	10,911.32	(4,172.21)	
	53		05/21/08		637.81	1,024.49	(386.68)	
	98		06/09/08		1,179.34	2,096.22	(916.88)	
125041800	345	TEMPUR-PEDIC INTERNATIONAL INC	04/20/07	03/17/08	3,676.93	9,276.29	(5,599.36)	
	12		09/21/07		127.89	422.40	(294.51)	
	301		11/09/07		3,207.99	9,317.61	(6,109.62)	
	374		11/21/07		3,986.01	10,783.06	(6,797.05)	
	404		12/13/07		4,305.74	11,504.95	(7,199.21)	
	443		12/19/07		4,721.41	11,919.98	(7,198.57)	
125042300	301	TITAN INTL INC ILL	02/25/08	07/23/08	11,858.91	9,480.90		2,378.01
125042400	284	TITAN INTL INC ILL WITH DUE BILL SPLT 5 4	02/25/08	08/05/08	12,309.40	8,945.43		3,363.97
125042500	139	TITAN INTL INC ILL WITH DUE BILL SPLT 5: 4	02/25/08	08/14/08	5,622.17	4,378.22		1,243.95
	11		02/29/08		444.92	370.17	74.75	
125042600	.1587	TITAN INTL INC ILL CASH IN LIEU OF 75000 RECORD 07/31/08 PAY 08/15/08	02/29/08	08/15/08	5.87	4.27		1.60
	.1745		03/18/08		6.45	4.49	1.96	
	.1669		04/15/08		6.17	4.92	1.25	
	0142		05/21/08		.52	.44	.08	
	.0355		06/09/08		1.31	1.15	.16	
	.2002		07/07/08		7.40	5.44	1.96	
125042700	79	TITAN INTL INC ILL	02/29/08	08/22/08	2,089.53	2,126.80	(37.27)	
125042800	284.5912	TITAN INTL INC ILL	02/29/08	10/06/08	4,416.18	7,661.63	(3,245.45)	
	399.8254		03/18/08		6,204.33	10,292.25	(4,087.92)	
	382.333		04/15/08		5,932.89	11,266.47	(5,333.58)	

Ref: 00009232 00080908

CITI GLOBAL IMPACT FUNDING

Account Number 692-17598-14 643

Details of Short Term Gain (Loss) 2008 - continued

Reference number	Quantity	Security Description	Opening Trade Date	Closing Trade Date	Sale Proceeds	Cost	(Loss)	Gain
	32.4858		05/21/08		\$ 504.10	\$ 1,016.94	(\$ 512.84)	
	81.2145		06/09/08		1,260.25	2,638.50	(1,378.25)	
	458.5501		07/07/08		7,115.60	12,474.36	(5,358.76)	
	486		08/19/08		7,541.57	13,304.15	(5,762.58)	
125042900	246	TRIUMPH GROUP INC NEW	03/07/08	07/25/08	12,615.64	13,971.77	(1,356.13)	
125043000	94	TRIUMPH GROUP INC NEW	03/07/08	08/14/08	5,191.59	5,338.80	(147.21)	
125043100	8	TRIUMPH GROUP INC NEW	03/07/08	08/22/08	433.11	454.37	(21.26)	
125043200	40	TRIUMPH GROUP INC NEW	03/07/08	08/18/08	2,000.22	2,271.83	(271.61)	
	196		03/31/08		9,801.10	11,174.96	(1,373.86)	
125043300	23	TRIUMPH GROUP INC NEW	03/31/08	09/24/08	1,134.04	1,311.35	(177.31)	
	104		06/06/08		5,127.85	5,545.21	(417.36)	
125043400	93	TRIUMPH GROUP INC NEW	08/06/08	09/25/08	4,609.05	4,958.70	(349.65)	
125043500	9	TRIUMPH GROUP INC NEW	06/06/08	10/08/08	338.77	479.87	(141.10)	
	80		06/09/08		3,011.31	4,283.93	(1,272.62)	
	262		08/11/08		9,862.04	13,549.02	(3,686.98)	
125043600	1,361	TRIZETTO GROUP INC	11/02/07	04/11/08	28,188.46	22,123.33		6,065.13
	641		11/06/07		13,276.12	10,300.93		2,975.19
	632		11/30/07		13,089.73	9,763.64		3,326.09
125043700	33	TRIZETTO GROUP INC	11/30/07	04/22/08	686.49	509.81		176.68
	624		12/19/07		12,980.87	10,419.55		2,561.32
	175		01/08/08		3,640.47	2,895.25		745.22
125043800	562	TRIZETTO GROUP INC	01/08/08	04/23/08	11,715.61	9,297.90		2,417.71
125043900	3,675	USEC INC	10/12/07	02/28/08	24,593.56	34,607.11	(10,013.55)	
	1,221		11/27/07		8,171.09	9,903.53	(1,732.44)	
	1,154		12/19/07		7,722.71	10,928.38	(3,205.67)	
125044000	129	U S AIRWAYS GROUP INC	08/28/07	01/08/08	1,498.11	3,780.02	(2,281.91)	
	291		08/30/07		3,379.45	8,663.97	(5,284.52)	
	357		09/21/07		4,145.92	10,459.92	(6,314.00)	
	335		09/25/07		3,890.43	8,981.32	(5,090.89)	
	387		10/05/07		4,494.32	11,818.94	(7,324.62)	
	443		11/09/07		5,144.66	9,415.34	(4,270.68)	
	459		12/19/07		5,330.45	6,935.03	(1,604.58)	
125044100	215	VCA ANTECH INC FULL PRICE IS 32.22837200	04/23/08	08/14/08	6,929.06	6,028.84		900.22
125044200	53	VCA ANTECH INC	04/23/08	08/22/08	1,659.42	1,486.18		173.24
125044300	140	VCA ANTECH INC	04/23/08	10/14/08	3,492.68	3,925.75	(433.07)	
	88		04/24/08		2,195.40	2,666.25	(470.85)	

2008 YEAR END SUMMARY

Ref: 00009232 00080909

CITI GLOBAL IMPACT FUNDING

Account Number 692-17598-14 643

Details of Short Term Gain (Loss) 2008 - continued

Reference number	Quantity	Security Description	Opening Trade Date	Closing Trade Date	Sale Proceeds	Cost	(Loss)	Gain
125044600	203	WADDELL & REED FINL INC CL A	02/27/07	01/18/08	\$ 6,326.64	\$ 5,020.19		\$ 1,306.45
	302		09/21/07		9,412.05	7,858.70		1,553.35
	238		12/19/07		7,417.45	8,457.88	(1,040.43)	
125044700	753	WALTER INDS INC	10/06/08	12/04/08	9,797.45	23,747.51	(13,950.06)	
125044800	356	WARNACO GROUP INC	10/13/08	12/19/08	7,281.35	11,806.71	(4,545.36)	
125044900	508	WEBSTER FINANCIAL CORP	05/07/08	06/16/08	10,163.75	14,115.29	(3,951.54)	
125045000	356	WEBSTER FINANCIAL CORP	05/07/08	06/17/08	6,868.08	9,891.81	(3,023.73)	
	25		06/09/08		482.31	534.75	(52.44)	
125045100	208	WELLCARE HLTH PLANS INC	01/31/08	08/14/08	8,225.52	9,848.74	(1,623.22)	
125045200	272	WELLCARE HLTH PLANS INC	01/31/08	11/25/08	2,203.11	12,879.12	(10,676.01)	
	252		02/05/08		2,041.11	12,229.43	(10,188.32)	
	363		04/11/08		2,940.17	14,869.29	(12,029.12)	
	10		05/21/08		81.00	526.90	(445.90)	
	73		06/09/08		591.27	3,703.29	(3,112.02)	
	296		07/31/08	2,397.50	11,544.68	(9,147.18)		
125045300	89	WILMINGTON TRUST CORP	07/31/08	08/14/08	2,155.56	2,099.46		56.10
125045400	18	WILMINGTON TRUST CORP	07/31/08	08/22/08	407.51	424.61	(17.10)	
125045500	632	WILMINGTON TRUST CORP	07/31/08	09/18/08	18,659.06	14,908.50		3,750.56
125045600	267	WILMINGTON TRUST CORP	07/31/08	09/22/08	7,875.79	6,298.37		1,577.42
	786		09/08/08		23,184.90	20,317.79		2,867.11
<b>Total</b>					<b>\$ 3,082,808.91</b>	<b>\$ 4,018,206.84</b>	<b>( \$ 1,228,387.84)</b>	<b>\$ 291,789.91</b>

Details of Long Term Gain (Loss) 2008

This section shows your sales of securities during the year. The "Sale Proceeds" column excludes any accrued income you may have received. In addition, although cash in lieu less than \$20 is not included on Form 1099-B (if applicable), it is included in this section. Please note, this material is being prepared for informational purposes only and should not be used for tax preparation without the assistance of your tax advisor.

Reference number	Quantity	Security Description	Opening Trade Date	Closing Trade Date	Sale Proceeds	Cost	(Loss)	Gain
125000100	378	GLOBAL CROSSING LTD NEW	10/30/06	08/14/08	\$ 6,921.90	\$ 9,749.26	( \$ 2,827.36)	
125000200	23	GLOBAL CROSSING LTD NEW	10/30/06	08/22/08	406.86	593.21	(186.35)	
125000300	186	MONTPELIER RE HOLDINGS LTD	07/27/06	01/31/08	3,199.96	3,481.73	(281.77)	
	98		07/28/06		1,686.00	1,754.67	(68.67)	
	5		07/28/06		86.02	89.52	(3.50)	

2008 YEAR END SUMMARY

Ref 00009232 00080910

CITI GLOBAL IMPACT FUNDING

Account Number 692-17598-14 643

2  
0  
0  
8  
  
Y  
E  
A  
R  
  
E  
N  
D  
  
S  
U  
M  
M  
A  
R  
Y

Details of Long Term Gain (Loss) 2008 - continued								
Reference number	Quantity	Security Description	Opening Trade Date	Closing Trade Date	Sale Proceeds	Cost	(Loss)	Gain
	28		07/31/06		\$ 481.71	\$ 505.77	(\$ 24.06)	
	185		08/01/06		3,182.77	3,326.04	(143.27)	
125000400	79	MONTPELIER RE HOLDINGS LTD	08/01/06	02/01/08	1,361.13	1,420.31	(59.18)	
	166	-USD	09/15/06		2,860.10	3,227.20	(367.10)	
125000500	258	MONTPELIER RE HOLDINGS LTD	09/15/06	02/12/08	4,334.17	5,015.78	(681.61)	
	318	-USD	11/03/06		5,342.12	5,603.19	(261.07)	
	114		11/08/06		1,915.10	2,055.42	(140.32)	
125000600	106	MONTPELIER RE HOLDINGS LTD	11/08/06	03/24/08	1,667.43	1,911.18	(223.75)	
	512	-USD	12/07/06		8,150.59	9,953.28	(1,802.69)	
125000700	94	MONTPELIER RE HOLDINGS LTD	12/07/06	03/25/08	1,480.64	1,827.36	(346.72)	
	552	-USD	02/27/07		8,694.84	9,693.12	(998.28)	
125001900	166	ADVANCED MEDICAL OPTICS INC	02/13/07	05/30/08	4,016.99	6,214.05	(2,197.06)	
	207		02/21/07		5,009.14	7,906.49	(2,897.35)	
	150		02/27/07		3,629.81	5,779.50	(2,149.69)	
125002000	27	ADVANCED MEDICAL OPTICS INC	02/27/07	08/14/08	575.12	1,040.31	(465.19)	
	254		05/22/07		5,410.43	10,895.66	(5,485.23)	
	44		06/01/07		937.24	1,550.98	(613.74)	
125002100	195	ADVANCED MEDICAL OPTICS INC	06/01/07	08/20/08	4,002.49	6,873.67	(2,871.18)	
125002400	.0179	ALLEGHANY CORP DEL	01/05/06	04/25/08	6.20	4.92		1.28
	0461	CASH IN LIEU OF .16000	01/11/06		15.97	12.56		3.41
	.0155	RECORD 04/01/08 PAY 04/25/08	05/10/06		5.37	4.18		1.19
	.0114		11/08/06		3.94	3.55		.39
	.0124		02/27/07		4.29	4.74	(.45)	
125002500	18 0256	ALLEGHANY CORP DEL	01/05/06	08/14/08	5,566.81	4,950.60		616.21
	1.9744		01/11/06		609.75	537.57		72.18
125002600	4	ALLEGHANY CORP DEL	01/11/06	08/22/08	1,249.99	1,089.08		160.91
125002700	7	ALLEGHANY CORP DEL	01/11/06	12/15/08	2,029.89	1,905.90		123.99
125003000	291	ALPHARMA INC CL A	04/16/07	08/14/08	6,919.97	7,237.88	(317.91)	
125003100	47	ALPHARMA INC CL A	04/16/07	08/22/08	1,622.55	1,169.00		453.55
	388		05/31/07		13,394.65	9,431.27		3,963.38
125003500	296	AMERICAN EQUITY INVESTMENT	12/14/05	02/21/08	2,695.34	3,492.39	(797.05)	
	288	LIFE HOLDING COMPANY	01/05/06		2,622.50	3,790.08	(1,167.58)	
	356		01/11/06		3,241.70	4,941.28	(1,699.58)	
	88		05/10/06		801.32	1,173.04	(371.72)	
125003600	351	AMERICAN EQUITY INVESTMENT	05/10/06	02/22/08	3,282.16	4,678.83	(1,396.67)	
		LIFE HOLDING COMPANY						

Ref: 00009232 00080911

CITI GLOBAL IMPACT FUNDING  
Account Number 692-17598-14 643

Details of Long Term Gain (Loss) 2008 - continued

2  
0  
0  
8  
  
Y  
E  
A  
R  
  
E  
N  
D  
  
S  
U  
M  
M  
A  
R  
Y

Reference number	Quantity	Security Description	Opening Trade Date	Closing Trade Date	Sale Proceeds	Cost	(Loss)	Gain
125003700	543	AMERICAN EQUITY INVESTMENT	05/10/06	02/27/08	\$ 5,384.76	\$ 7,238.19	(\$ 1,853.43)	
	194	LIFE HOLDING COMPANY	11/08/06		1,923.84	2,547.22	(623.38)	
125003800	425	AMERICAN EQUITY INVESTMENT	02/27/07	02/28/08	4,107.28	5,763.00	(1,655.72)	
125003900	32	AMERICAN EQUITY INVESTMENT	02/27/07	03/25/08	317.39	433.92	(116.53)	
125004100	483	AMERISTAR CASINOS INC	11/24/06	01/09/08	11,726.08	14,773.52	(3,047.44)	
	10		12/05/06		242.78	320.26	(77.48)	
125004200	216	AMERISTAR CASINOS INC	12/05/08	01/16/08	4,408.77	6,917.71	(2,508.94)	
	261		12/21/06		5,327.27	8,083.09	(2,755.82)	
125004300	75	AMERISTAR CASINOS INC	02/27/07	08/14/08	1,165.49	2,515.42	(1,349.93)	
	349		04/04/07		5,423.43	10,781.62	(5,358.19)	
	77		07/17/07		1,196.57	2,661.01	(1,464.44)	
125004400	760	ARIBA INC-NEW	02/01/07	05/13/08	9,647.38	7,231.02		2,416.36
	283		02/15/07		3,592.38	3,048.05		544.33
125004500	483	ARIBA INC-NEW	02/15/07	06/16/08	7,390.14	5,202.15		2,187.99
	568		02/27/07		8,690.69	5,377.82		3,312.87
	251		03/02/07		3,840.43	2,299.86		1,540.57
125004600	732	ARIBA INC-NEW	03/02/07	08/08/08	12,563.24	6,707.17		5,856.07
125004700	58	ARIBA INC-NEW	03/02/07	08/14/08	1,012.73	531.44		481.29
	314		06/18/07		5,482.72	3,095.48		2,387.24
125004800	593	ARIBA INC-NEW	06/18/07	09/10/08	8,971.50	5,845.91		3,125.59
125004900	84	ARIBA INC-NEW	06/18/07	10/09/08	916.54	828.09		88.45
	516		09/21/07		5,630.20	5,201.23		428.97
125005000	603	ARIBA INC-NEW	09/21/07	10/13/08	6,846.06	6,078.18		767.88
125005100	53	ARIBA INC-NEW	09/21/07	10/14/08	592.01	534.23		57.78
125005300	1,720	ARRIS GROUP INC	01/17/07	02/15/08	9,442.01	23,131.59	(13,689.58)	
	507		02/02/07		2,783.20	7,292.33	(4,509.13)	
125005700	58	ATWOOD OCEANICS INC	02/27/07	04/17/08	6,225.35	3,011.94		3,213.41
	41		03/19/07		4,400.67	2,218.31		2,182.36
125005800	170	ATWOOD OCEANICS INC	03/19/07	07/02/08	20,600.87	9,197.87		11,403.00
125005900	106	ATWOOD OCEANICS INC	03/19/07	08/14/08	4,322.44	2,867.57		1,454.87
125006000	40	ATWOOD OCEANICS INC	03/19/07	08/22/08	1,681.59	1,082.10		599.49
125006100	246	ATWOOD OCEANICS INC	03/19/07	12/03/08	3,876.89	6,654.93	(2,778.04)	
	194		09/21/07		3,057.38	7,822.08	(4,764.70)	

Ref 00009232 00080912

CITI GLOBAL IMPACT FUNDING  
Account Number 692-17598-14 643

Details of Long Term Gain (Loss) 2008 (continued)

Reference number	Quantity	Security Description	Opening Trade Date	Closing Trade Date	Sale Proceeds	Cost	(Loss)	Gain	
125006400	56	BALLY TECHNOLOGIES INC	02/14/07	05/14/08	\$ 2,399.63	\$ 1,128.86		\$ 1,270.77	
	258		02/27/07		10,969.74			5,585.92	5,383.82
125006500	145	BALLY TECHNOLOGIES INC	02/27/07	08/14/08	4,747.13	3,163.90		1,583.23	
125006600	10	BALLY TECHNOLOGIES INC	02/27/07	08/22/08	340.20	218.20		122.00	
	14		07/30/07		476.27			340.62	135.65
125006900	197	BILL BARRETT CORP	04/11/07	05/06/08	10,849.31	7,063.65		3,785.66	
125007000	57	BILL BARRETT CORP	04/11/07	08/14/08	2,246.98	2,043.80		203.18	
	53		06/08/07		2,089.30			1,980.31	108.99
125007100	41	BILL BARRETT CORP	06/08/07	08/22/08	1,653.11	1,531.94		121.17	
125007200	152	BILL BARRETT CORP	06/08/07	10/29/08	2,845.80	5,679.37	(2,833.57)		
	217		06/20/07		4,062.76			8,460.83	(4,398.07)
	66		09/21/07		1,235.68			2,603.40	(1,367.72)
125007700	87	BEBE STORES INC	04/08/08	01/08/08	1,022.55	1,675.02		(652.47)	
125007800	24	BEBE STORES INC	04/06/06	01/09/08	280.09	462.07		(181.98)	
	323		04/10/08		3,769.61			6,370.72	(2,601.11)
	48		05/03/08		560.19			844.08	(283.89)
125007900	286	BEBE STORES INC	05/03/06	01/11/08	2,689.62	4,677.61		(1,987.99)	
	335		05/10/06		3,387.30			5,691.66	(2,304.35)
	194		11/08/06		1,961.60			4,526.80	(2,565.20)
	391		12/21/06		3,953.53			7,825.87	(3,872.34)
125008000	224	BELDEN INC TRADE AS OF 08/08/08	06/21/07	08/08/08	8,892.28	13,066.19		(4,173.91)	
	106		06/25/07		4,168.25			5,999.21	(1,830.96)
	48		07/09/07		1,905.49			2,789.73	(884.24)
126008100	36	BELDEN INC	07/09/07	08/11/08	1,451.73	2,092.30		(640.57)	
125008200	91	BELDEN INC	07/09/07	08/14/08	3,701.95	5,288.87		(1,586.92)	
	111		07/16/07		4,515.56			6,495.72	(1,980.16)
125008300	45	BELDEN INC	07/16/07	08/22/08	1,646.09	2,633.40		(987.31)	
125008400	171	BELDEN INC	07/16/07	11/03/08	3,687.90	10,006.92		(6,319.02)	
	57		09/21/07		1,229.30			2,891.02	(1,661.72)
125008500	150	BELDEN INC	09/21/07	12/16/08	2,709.13	7,607.94		(4,898.81)	
	67		12/06/07		1,210.08			3,281.63	(2,071.55)
	103		12/07/07		1,860.27			5,068.98	(3,208.71)
125008700	1,719	BOOKHAM INC FULL PRICE IS 1.73034100	04/17/06	08/14/08	2,974.44	11,196.88		(8,222.44)	
	1,156		04/19/06		2,000.26			7,133.91	(5,133.65)
	110		04/25/06		190.34			659.34	(469.00)
125008800	252	BOOKHAM INC	04/25/06	08/22/08	415.79	1,510.49		(1,094.70)	

2  
0  
0  
8  
  
Y  
E  
A  
R  
  
E  
N  
D  
  
S  
U  
M  
M  
A  
R  
Y

Ref. 00009232 00080913

CITI GLOBAL IMPACT FUNDING

Account Number 692-17598-14 643

Details of Long Term Sales (Loss) 2008 continued

Reference number	Quantity	Security Description	Opening Trade Date	Closing Trade Date	Sale Proceeds	Cost	(Loss)	Gain
125008900	32	BOOKHAM INC	04/25/06	10/14/08	\$ 28.12	\$ 191.81	(\$ 163.69)	
	1,333		05/05/06		1,171.30	7,182.20	(6,010.90)	
	638		05/10/06		560.61	3,132.58	(2,571.97)	
	1,625		05/19/06		1,427.88	6,977.10	(5,549.22)	
	124		05/24/06		108.96	516.16	(407.20)	
	1,672		09/05/06		1,469.17	4,920.70	(3,451.53)	
125009000	201	BOOKHAM INC	09/05/06	10/28/08	101.87	591.54	(489.67)	
	243		11/08/06		123.15	850.40	(727.25)	
	1,887		02/27/07		956.32	5,038.29	(4,081.97)	
	2,368		09/21/07		1,200.09	6,109.20	(4,909.11)	
125010300	145	CATALYST HEALTH SOLUTIONS INC	02/02/07	11/24/08	2,982.14	3,733.75	(751.61)	
	78		02/27/07		1,604.18	1,994.46	(390.28)	
125011900	217	CHEESECAKE FACTORY INC	08/16/06	01/07/08	4,259.75	5,206.63	(946.88)	
	277		08/31/06		5,437.56	6,815.09	(1,377.53)	
	132		09/13/06		2,591.19	3,529.67	(938.48)	
125012000	285	CHEESECAKE FACTORY INC	09/13/06	02/04/08	6,111.24	7,620.87	(1,509.63)	
125012100	23	CHEESECAKE FACTORY INC	09/13/06	07/29/08	326.28	615.02	(288.74)	
	106		11/08/06		1,503.74	2,840.48	(1,336.74)	
	304		01/03/07		4,312.61	7,657.55	(3,344.94)	
	311		02/27/07		4,411.91	8,614.08	(4,202.17)	
125012600	87	CHOICE HOTELS INTL INC	03/15/07	05/19/08	2,974.39	3,192.32	(217.93)	
	206		03/19/07		7,042.81	7,472.22	(429.41)	
	33		03/20/07		1,128.22	1,187.47	(59.25)	
	278		04/30/07		9,504.38	10,471.26	(966.88)	
125012700	1,327	CINCINNATI BELL INC	11/17/05	03/25/08	5,810.07	4,920.65		889.42
	1,341		01/05/06		5,871.37	5,136.03		735.34
125012800	380	CINCINNATI BELL INC	01/05/06	08/14/08	1,550.39	1,455.40		94.99
	784		01/11/06		3,198.70	2,885.12		313.58
125012900	314	CINCINNATI BELL INC	01/11/06	08/22/08	1,246.88	1,155.52		91.36
125013000	986	CINCINNATI BELL INC	01/11/06	09/23/08	3,124.61	3,628.48	(503.87)	
	262		05/10/06		830.27	1,066.34	(236.07)	
125013100	122	CINCINNATI BELL INC	05/10/06	09/24/08	386.33	496.54	(110.21)	
125013200	875	CINCINNATI BELL INC	05/10/06	09/25/08	2,782.66	3,581.25	(778.59)	
	191		11/08/06		607.41	853.77	(246.36)	
	5		02/27/07		15.90	23.15	(7.25)	
125013300	1,314	CINCINNATI BELL INC	02/27/07	10/10/08	2,480.03	6,083.82	(3,603.79)	
	389		09/17/07		734.19	1,843.59	(1,109.40)	

2  
0  
0  
8  
  
Y  
E  
A  
R  
  
E  
N  
D  
  
S  
U  
M  
M  
A  
R  
Y



Ref: 00009232 00080914

CITI GLOBAL IMPACT FUNDING

Account Number 692-17598-14 643

Details of Long Term Gain (Loss) 2008 - continued

2  
0  
8  
  
Y  
E  
A  
R  
  
E  
N  
D  
  
S  
U  
M  
M  
A  
R  
Y

Reference number	Quantity	Security Description	Opening Trade Date	Closing Trade Date	Sale Proceeds	Cost	(Loss)	Gain
125013400	199	CINCINNATI BELL INC	09/17/07	10/13/08	\$ 425.24	\$ 943.12	(\$ 517.88)	
	1,979		09/21/07		4,228.90	10,132.48	(5,903.58)	
125013500	1,266	CINCINNATI BELL INC	09/21/07	10/14/08	2,937.23	6,481.92	(3,544.69)	
	282		09/24/07		654.26	1,409.83	(755.57)	
125013800	876	CINEMARK HOLDINGS INC	04/25/07	05/30/08	12,695.09	16,692.35	(3,997.26)	
125013900	584	CINEMARK HOLDINGS INC	04/25/07	07/17/08	7,112.26	11,128.24	(4,015.98)	
125014600	433	COINSTAR INC	11/28/06	02/01/08	12,816.65	14,289.00	(1,472.35)	
	4		11/30/06		118.40	131.51	(13.11)	
125014700	226	COINSTAR INC	11/30/06	05/02/08	8,194.14	7,430.59		763.55
	89		12/13/06		3,226.90	2,816.00		410.90
125014800	136	COINSTAR INC	12/13/06	08/14/08	4,377.75	4,303.11		74.64
	12		02/27/07		386.27	359.40		26.87
125014900	63	COINSTAR INC	02/27/07	08/22/08	2,064.49	1,886.85		177.64
125015400	31	COLLECTIVE BRANDS INC	10/30/07	12/04/08	286.83	582.99	(296.16)	
	520		11/27/07		4,811.32	8,076.27	(3,264.95)	
125015900	4	COMMSCOPE INC	06/09/06	05/08/08	202.50	113.77		88.73
	82		11/08/06		4,151.18	2,569.06		1,582.12
	140		02/27/07		7,087.37	5,394.20		1,693.17
125016400	168	COMSTOCK RES INC NEW	03/28/06	03/25/08	6,236.83	4,966.21		1,270.62
	135		05/10/06		5,011.73	4,378.05		633.68
125018500	32	COMSTOCK RES INC NEW	05/10/06	04/23/08	1,434.05	1,037.76		396.29
	233		06/27/06		10,441.70	6,731.93		3,709.77
125016600	8	COMSTOCK RES INC NEW	06/27/06	06/10/08	555.32	231.14		324.18
	71		11/08/06		4,928.44	1,990.84		2,937.60
	50		12/07/06		3,470.73	1,551.77		1,918.96
125016700	216	COMSTOCK RES INC NEW	12/07/06	06/30/08	18,048.30	6,703.65		11,344.65
	32		02/27/07		2,673.82	871.04		1,802.78
125016800	166	COMSTOCK RES INC NEW	02/27/07	07/23/08	10,020.25	4,518.52		5,501.73
125016900	26	COMSTOCK RES INC NEW	02/27/07	08/14/08	1,506.20	707.72		798.48
125017100	113	COMSTOCK RES INC NEW	09/21/07	10/29/08	4,613.78	3,658.06		955.72
125017200	125	COMSTOCK RES INC NEW	09/21/07	12/12/08	5,718.39	4,046.52		1,671.87
125018100	312	DOLLAR FINANCIAL CORP	02/23/07	04/04/08	7,216.92	8,782.80	(1,565.88)	
	133		02/27/07		3,076.44	3,585.68	(509.24)	
	288		03/07/07		6,661.78	7,228.28	(566.50)	
125018200	112	DOLLAR FINANCIAL CORP	03/07/07	04/24/08	2,579.13	2,811.00	(231.87)	

Ref 00009232 00080915

CITI GLOBAL IMPACT FUNDING  
Account Number 692-17598-14 643

2  
0  
0  
8  
  
Y  
E  
A  
R  
  
E  
N  
D  
  
S  
U  
M  
M  
A  
R  
Y

Details of Long Term Gain/Loss 2008 - continued

Reference number	Quantity	Security Description	Opening Trade Date	Closing Trade Date	Sale Proceeds	Cost	(Loss)	Gain
125019000	13	FELCOR LODGING TR INC	07/13/06	08/14/08	\$ 106.86	\$ 200.07	(\$ 93.21)	
	67		08/30/05		550.76	990.26	(439.50)	
	228		10/10/05		1,874.22	3,201.53	(1,327.31)	
	194		01/05/06		1,594.73	3,393.06	(1,798.33)	
	183		01/11/06		1,504.30	3,300.13	(1,795.83)	
125019100	394	FELCOR LODGING TR INC	01/11/06	11/17/08	536.19	7,105.20	(6,569.01)	
	227		05/10/06		308.92	5,118.85	(4,809.93)	
	266		10/10/06		362.00	5,437.23	(5,075.23)	
	327		11/07/06		445.01	6,623.55	(6,178.54)	
	111		11/08/06		151.06	2,268.84	(2,117.78)	
	9		02/27/07		12.24	215.39	(203.15)	
125019200	387	FELCOR LODGING TR INC	02/27/07	11/18/08	485.91	9,261.96	(8,776.05)	
	465		02/27/07		583.85	11,118.52	(10,534.67)	
	396		08/08/07		497.21	8,969.95	(8,472.74)	
	352		09/21/07		441.97	7,402.56	(6,960.59)	
125018300	417	FELCOR LODGING TR INC	09/21/07	11/19/08	440.47	8,769.51	(8,329.04)	
125019400	1,643	FINISAR CORP	08/22/06	08/14/08	2,466.13	5,614.96	(3,148.83)	
	1,960		09/15/06		2,941.94	6,521.90	(3,579.96)	
	152		09/18/06		228.15	514.17	(286.02)	
	1,339		11/08/06		2,009.83	4,833.25	(2,823.42)	
	1,213		12/20/06		1,820.70	3,997.69	(2,176.99)	
125019500	502	FINISAR CORP	12/20/06	08/22/08	738.93	1,654.44	(915.51)	
	64		02/27/07		94.21	208.59	(114.38)	
125020100	84	FOUNDATION COAL HOLDINGS INC	04/26/07	06/27/08	7,285.77	3,308.45		3,977.32
125020200	96	FOUNDATION COAL HOLDINGS INC	04/26/07	08/14/08	5,348.89	3,781.08		1,567.81
	83		05/21/07		4,624.57	3,544.07		1,080.50
125020300	20	FOUNDATION COAL HOLDINGS INC	05/21/07	08/22/08	1,244.79	853.99		390.80
125020500	475	GASCO ENERGY INC	01/05/06	03/12/08	1,258.78	3,263.25	(2,004.47)	
	512		01/11/06		1,356.84	3,553.28	(2,196.44)	
125020600	476	GASCO ENERGY INC	01/11/06	04/14/08	1,357.49	3,303.44	(1,945.95)	
125020700	354	GASCO ENERGY INC	01/11/06	04/16/08	1,137.54	2,456.76	(1,319.22)	
	620		02/17/06		1,992.29	3,672.57	(1,680.28)	
125020800	469	GASCO ENERGY INC	02/17/06	04/18/08	1,506.70	2,778.12	(1,271.42)	
	805		05/10/06		2,586.12	4,395.30	(1,809.18)	
125020900	236	GASCO ENERGY INC	05/10/06	05/15/08	849.43	1,288.66	(439.13)	
	1,325		08/11/06		4,769.05	3,996.20		772.85
	874		10/30/06		3,145.77	2,334.11		811.66

Ref: 0009232 00080916

CITI GLOBAL IMPACT FUNDING

Account Number 692-17598-14 643

Details of Long Term Gain (Loss) 2008 - continued

2  
0  
0  
8  
  
Y  
E  
A  
R  
  
E  
N  
D  
  
S  
U  
M  
M  
A  
R  
Y

Reference number	Quantity	Security Description	Opening Trade Date	Closing Trade Date	Sale Proceeds	Cost	(Loss)	Gain
125021000	388	GASCO ENERGY INC	10/30/06	05/19/08	\$ 1,544.23	\$ 1,036.19		\$ 508.04
	1,063		11/01/06		4,230.72	2,780.60		1,450.12
	664		11/08/06		2,642.71	1,706.48		936.23
	121		12/05/06		481.57	390.69		90.88
125021100	823	GASCO ENERGY INC	12/05/06	08/14/08	2,150.48	2,658.64	(508.16)	
125021200	952	GASCO ENERGY INC	12/05/06	08/22/08	2,495.65	3,073.06	(577.41)	
125021300	101	GAYLORD ENTERTAINMENT CO NEW	02/24/06	01/22/08	2,776.72	4,559.67	(1,782.95)	
	212		03/02/06		5,828.36	9,475.87	(3,647.51)	
	121		05/09/06		3,326.57	5,797.67	(2,471.10)	
125021400	111	GAYLORD ENTERTAINMENT CO NEW	05/09/06	07/18/08	3,007.69	5,318.52	(2,310.83)	
	43		05/10/06		1,165.14	2,060.21	(895.07)	
	235		11/07/06		6,367.64	11,284.98	(4,917.34)	
	82		12/05/06		2,221.90	4,072.99	(1,851.09)	
125021500	42	GAYLORD ENTERTAINMENT CO NEW	12/05/06	08/14/08	1,376.84	2,086.16	(709.32)	
	99		12/13/06		3,245.40	5,000.57	(1,755.17)	
	97		02/27/07		3,179.83	5,217.63	(2,037.80)	
125021600	110	GAYLORD ENTERTAINMENT CO NEW	02/27/07	09/19/08	3,805.23	5,916.90	(2,111.67)	
	162		08/02/07		5,604.06	8,072.80	(2,468.74)	
125022100	175	GENESSEE & WYOMING INC CLASS A	08/01/06	01/02/08	4,098.07	4,357.90	(259.83)	
	62		11/08/06		1,451.89	1,696.94	(245.05)	
125022700	211	HAIN CELESTIAL GROUP INC	01/27/06	08/14/08	5,591.00	4,639.85		951.15
	77		01/30/06		2,040.32	1,688.93		351.39
	120		04/04/06		3,179.71	3,169.90		9.81
125022800	115	HAIN CELESTIAL GROUP INC FULL PRICE IS 25.33001300	04/04/06	08/22/08	2,912.93	3,037.82	(124.89)	
125022900	137	HAIN CELESTIAL GROUP INC	04/04/06	09/19/08	3,934.37	3,618.96		315.41
	216		05/10/06		6,203.09	5,721.19		481.90
125023000	70	HEALTHEXTRAS INC	01/24/07	04/18/08	1,895.06	1,739.50		155.56
	316		01/25/07		8,554.83	7,952.36		602.47
	119		02/02/07		3,221.59	3,064.25		157.34
125023100	307	HEALTHEXTRAS INC	02/02/07	05/21/08	9,060.92	7,905.25		1,155.67
125023200	217	HEALTHEXTRAS INC FULL PRICE IS 33.91085300	02/02/07	08/14/08	7,358.61	5,587.75		1,770.86
125023300	63	HEALTHEXTRAS INC	02/02/07	08/22/08	2,085.91	1,622.25		463.66
125023500	149	HELMERICH & PAYNE INC	02/22/06	02/04/08	6,178.30	4,982.09		1,196.21
			144		05/10/06	5,970.98	5,711.04	

Ref: 00009232 00080917

CITI GLOBAL IMPACT FUNDING

Account Number 692-17598-14 643

Details of Long Term Gain (Loss) 2008 - continued

Reference number	Quantity	Security Description	Opening Trade Date	Closing Trade Date	Sale Proceeds	Cost	(Loss)	Gain
	168		07/25/06		\$ 6,883.21	\$ 4,365.70		\$ 2,517.51
	70		11/08/06		2,902.56	1,704.50		1,198.06
125023600	2	HELMERICH & PAYNE INC	02/27/07	03/03/08	91.65	55.52		36.13
125024100	463	HERCULES OFFSHORE INC	04/11/07	05/07/08	13,865.75	12,036.94		1,828.81
125024200	303	HERCULES OFFSHORE INC	04/11/07	05/16/08	10,428.53	7,877.30		2,551.23
125024300	57	HERCULES OFFSHORE INC TRADE AS OF 05/19/08	04/11/07	05/19/08	1,972.15	1,481.87		490.28
125024400	154	HERCULES OFFSHORE INC	04/11/07	08/14/08	3,452.66	4,003.65	(550.99)	
125024500	92	HERCULES OFFSHORE INC	04/11/07	08/22/08	2,077.34	2,391.79	(314.45)	
125024600	319	HERCULES OFFSHORE INC	04/11/07	09/15/08	5,085.31	8,293.26	(3,207.95)	
	219		04/24/07		3,491.17	6,240.71	(2,749.54)	
125024700	80	HERCULES OFFSHORE INC	04/24/07	09/18/08	1,436.62	2,279.71	(843.09)	
	196	TRADE AS OF 09/18/08	05/15/07		3,519.73	6,203.34	(2,683.61)	
125024800	109	HERCULES OFFSHORE INC	05/15/07	10/06/08	975.47	3,449.82	(2,474.35)	
	270		06/20/07		2,416.30	9,605.25	(7,188.95)	
	519		09/21/07		4,644.66	14,400.95	(9,756.29)	
125024900	342	HEXCEL CORP NEW	06/25/07	08/14/08	6,915.54	7,032.00	(116.46)	
125025000	104	HEXCEL CORP NEW	06/25/07	08/22/08	2,083.20	2,138.38	(55.18)	
125025100	13	HEXCEL CORP NEW	06/25/07	11/04/08	162.47	267.30	(104.83)	
	455		06/26/07		5,686.46	9,475.97	(3,789.51)	
	45		07/02/07		562.40	991.62	(429.22)	
125026700	200	ISLE OF CAPRIS CASINOS INC	06/28/06	04/29/08	1,394.87	4,911.40	(3,516.53)	
	130		08/02/06		906.66	2,936.95	(2,030.29)	
125026800	158	ISLE OF CAPRIS CASINOS INC	08/02/06	05/02/08	1,106.46	3,569.52	(2,463.06)	
	182		08/25/06		1,274.54	3,838.36	(2,563.82)	
125026900	117	ISLE OF CAPRIS CASINOS INC	08/25/06	05/06/08	757.72	2,467.52	(1,709.80)	
	267		10/05/06		1,729.16	6,285.13	(4,555.97)	
	198		10/10/06		1,282.30	4,728.62	(3,446.32)	
	141		11/08/06		913.15	3,670.05	(2,756.90)	
	248		02/27/07		1,606.11	6,826.44	(5,220.33)	
125027400	195	KANSAS CITY SOUTHERN INDS NEW	01/05/06	01/07/08	5,910.98	4,908.15		1,002.83
	240		01/11/06		7,275.05	6,177.60		1,097.45
125027500	300	KANSAS CITY SOUTHERN INDS NEW	01/11/06	02/05/08	11,259.02	7,722.00		3,537.02
125027600	13	KANSAS CITY SOUTHERN INDS NEW	01/11/06	04/03/08	528.76	334.62		194.14
	247		05/10/06		10,046.35	6,819.67		3,226.68
	43		11/08/06		1,748.95	1,217.76		531.19

2008 YEAR END SUMMARY

Ref: 00009232 00080918

CITI GLOBAL IMPACT FUNDING

Account Number 692-17598-14 643

Details of Long Term Gain (Loss) 2008 (continued)

Reference number	Quantity	Security Description	Opening Trade Date	Closing Trade Date	Sale Proceeds	Cost	(Loss)	Gain
125027700	97	KANSAS CITY SOUTHERN INDS NEW	11/08/06	07/31/08	\$ 5,328.28	\$ 2,747.04		\$ 2,581.24
	121		02/27/07		6,848.61			3,933.71
125027800	166	KANSAS CITY SOUTHERN INDS NEW	02/27/07	08/06/08	8,514.63	5,396.66		3,117.97
125028100	129	KANSAS CITY SOUTHERN INDS NEW	09/21/07	09/25/08	6,132.09	4,232.49		1,899.60
125028600	203	KIRBY CORP	02/28/07	03/18/08	10,315.51	7,366.81		2,948.70
125028700	95	KIRBY CORP	02/28/07	04/24/08	5,487.02	3,447.52		2,039.50
125030100	223	LIFEPOINT HOSPS INC	07/20/06	01/28/08	6,041.60	7,906.91	(1,865.31)	
	120		11/08/06		3,251.09		4,270.80	(1,019.71)
125030600	184	MAGELLAN HEALTH SVCS INC-NEW	01/11/06	07/31/08	7,806.50	5,854.88		1,751.62
	103		05/10/06		4,257.98		4,246.09	11.89
125030700	70	MAGELLAN HEALTH SVCS INC-NEW FULL PRICE IS 43.03217200	05/10/06	08/14/08	3,012.23	2,885.70		126.53
	20		11/08/06		860.64		872.80	(12.16)
	131		12/14/06		5,637.18		5,449.11	188.07
125030800	44	MAGELLAN HEALTH SVCS INC-NEW	12/14/06	08/22/08	1,916.62	1,830.23		86.39
	13		02/28/07		566.28		575.18	(8.90)
125030800	135	MAGELLAN HEALTH SVCS INC-NEW	02/26/07	10/14/08	5,421.95	5,972.98	(551.03)	
125031000	125	MARTEK BIOSCIENCES CORP	02/09/06	07/30/08	4,748.56	4,105.41		643.15
	209		02/22/06		7,939.59		6,812.15	1,127.44
	64		05/10/06		2,431.26		1,808.00	623.26
125031100	118	MARTEK BIOSCIENCES CORP	05/10/06	08/14/08	4,593.47	3,333.50		1,259.97
	26		06/19/06		1,012.12		738.14	273.98
125031200	36	MARTEK BIOSCIENCES CORP	06/19/06	08/22/08	1,259.63	1,022.04		237.59
125031300	138	MARTEK BIOSCIENCES CORP	06/19/06	10/10/08	3,226.22	3,917.82	(691.60)	
	24		11/08/06		561.08		594.96	(33.88)
125032000	175	MARVEL ENTERTAINMENT INC	10/25/07	11/24/08	4,776.04	4,205.20		570.84
125032700	146	MICROS SYSTEMS INC	05/10/06	07/07/08	4,136.75	3,051.40		1,085.35
	304		08/11/06		8,613.52		5,641.89	2,971.63
	90		11/08/06		2,550.05		2,279.70	270.35
	178		02/27/07		5,043.44		5,027.61	15.83
	348		06/28/07		9,860.21		9,416.79	443.42
125033200	905	NATIONAL CINEMEDIA INC	02/09/07	06/12/08	12,455.90	23,550.00	(11,094.10)	
	162		02/27/07		2,229.67		4,299.16	(2,069.49)
	350		03/13/07		4,817.20		9,110.01	(4,292.81)
125033300	134	NATIONAL FINANCIAL PARTNERS CORP	10/11/06	08/14/08	2,747.12	5,564.56	(2,817.44)	
	213		10/27/06		4,366.68		8,304.93	(3,938.25)
	32		11/08/06		656.03		1,428.80	(772.77)

2008 YEAR END SUMMARY

Ref: 00009232 00080919

CITI GLOBAL IMPACT FUNDING

Account Number 692-17598-14 643

Details of Long Term Gain (Loss) 2008 continued

Reference number	Quantity	Security Description	Opening Trade Date	Closing Trade Date	Sale Proceeds	Cost	(Loss)	Gain
	75		11/08/06		\$ 1,537.56	\$ 3,397.05	(\$ 1,859.49)	
	8		12/11/06		164.01	359.64	(195.63)	
125033400	178	NATIONAL FINANCIAL PARTNERS	12/11/06	10/14/08	1,699.85	7,912.06	(6,212.21)	
	130	CORP	02/27/07		1,255.57	6,089.20	(4,833.63)	
	178		04/26/07		1,719.17	8,166.62	(6,447.45)	
125033500	47	NATIONAL FINANCIAL PARTNERS	04/26/07	10/20/08	392.50	2,158.36	(1,763.86)	
	222	CORP	09/21/07		1,853.95	11,766.00	(9,912.05)	
125034500	461	ON SEMICONDUCTOR CORP	05/22/06	05/07/08	4,201.30	2,687.08		1,514.22
	444		08/09/06		4,046.37	2,613.61		1,432.76
	424		11/08/06		3,864.10	2,552.48		1,311.62
	431		12/12/06		3,927.90	3,249.27		678.63
125034600	482	ON SEMICONDUCTOR CORP	12/12/06	05/08/08	4,509.92	3,482.97		1,026.95
	819		02/27/07		7,994.87	8,427.51	(432.64)	
125034700	122	ON SEMICONDUCTOR CORP	02/27/07	05/19/08	1,285.58	1,255.38		30.20
	775		05/08/07		8,166.59	8,563.75	(397.16)	
125035400	1,673	PMC SIERRA INC	08/17/08	04/10/08	10,511.23	11,120.60	(609.37)	
	443		09/26/06		2,783.31	2,656.23		127.08
125035500	666	PMC SIERRA INC	09/26/06	04/23/08	5,188.31	3,993.33		1,194.98
	422		11/08/06		3,287.49	3,122.80		164.69
	838		01/11/07		6,528.23	5,466.61		1,061.62
125035600	168	PMC SIERRA INC	01/11/07	06/17/08	1,461.66	1,095.93		365.73
	1,349		02/27/07		11,736.77	9,318.89		2,417.88
	685		03/30/07		5,959.74	4,666.22		1,293.52
125035700	312	PMC SIERRA INC	03/30/07	08/14/08	2,577.57	2,125.34		452.23
125036100	222	PANERA BREAD CO CL A	09/18/06	01/04/08	6,903.82	12,962.22	(6,058.40)	
	109		10/25/06		3,389.72	7,001.39	(3,611.67)	
	14		11/08/06		435.38	860.44	(425.06)	
	110		12/06/06		3,420.81	6,216.78	(2,795.97)	
125036200	68	PANERA BREAD CO CL A	12/06/06	01/08/08	2,167.28	3,843.10	(1,675.82)	
125037000	451	PETROHAWK ENERGY CORP	04/12/07	04/28/08	11,297.66	6,247.79		5,049.87
125037100	425	PETROHAWK ENERGY CORP	04/12/07	05/13/08	11,256.70	5,887.61		5,369.09
	16		05/04/07		423.78	250.27		173.51
125037200	433	PETROHAWK ENERGY CORP	05/04/07	05/30/08	12,783.25	6,772.99		6,010.26
125037300	74	PETROHAWK ENERGY CORP	05/04/07	06/05/08	2,487.56	1,157.51		1,330.05
125038600	60	PINNACLE ENTMT INC	01/05/06	08/14/08	732.09	1,534.04	(801.95)	
	790		01/11/06		9,639.13	21,313.96	(11,674.83)	

2008 YEAR END SUMMARY

Ref. 00009232 00080920

CITI GLOBAL IMPACT FUNDING  
Account Number 692-17598-14 643

Details of Long Term Gain (Loss) 2008 *continued*

Reference number	Quantity	Security Description	Opening Trade Date	Closing Trade Date	Sale Proceeds	Cost	(Loss)	Gain
125038700	74	PINNACLE ENTMT INC	01/11/06	08/22/08	\$ 780.23	\$ 1,996.50	(\$ 1,216.27)	
	44		05/10/06		463.92	1,254.00	(790.08)	
125038800	226	PINNACLE ENTMT INC	05/10/06	12/09/08	1,471.93	6,441.00	(4,969.07)	
	195		08/17/06		1,270.02	4,963.75	(3,693.73)	
125038900	87	PINNACLE ENTMT INC	08/17/06	12/10/08	573.67	2,214.59	(1,640.92)	
	193		11/08/06		1,272.63	5,954.05	(4,681.42)	
	91		01/05/07		600.05	2,812.97	(2,212.92)	
125039300	239	RTI INTL METALS INC	07/17/07	07/30/08	6,520.62	19,468.45	(12,937.83)	
	127		07/20/07		3,464.93	10,729.19	(7,264.26)	
	92		07/24/07		2,510.03	7,750.68	(5,240.65)	
125040100	349	SBA COMMUNICATIONS CORP	01/11/06	02/01/08	10,730.62	6,543.75		4,186.87
125040200	373	SBA COMMUNICATIONS CORP	01/11/06	02/06/08	10,938.54	6,993.75		3,944.79
125040300	71	SBA COMMUNICATIONS CORP	01/11/06	05/14/08	2,498.37	1,331.25		1,167.12
	234		05/10/06		8,234.08	6,072.30		2,161.78
125040400	275	SBA COMMUNICATIONS CORP	05/10/06	07/23/08	10,048.17	7,136.25		2,911.92
125040500	51	SBA COMMUNICATIONS CORP FULL PRICE IS 34.52445400	05/10/06	08/14/08	1,760.74	1,323.45		437.29
	275		11/08/06		9,494.16	7,383.75		2,110.41
125040600	42	SBA COMMUNICATIONS CORP	11/08/06	08/22/08	1,448.15	1,127.70		320.45
	42		02/27/07		1,448.15	1,158.78		289.37
125040700	245	SAVVIS INC-NEW FULL PRICE IS 16.88358600	11/21/06	08/14/08	4,136.46	7,757.53	(3,621.07)	
	225		12/14/06		3,798.79	8,304.37	(4,505.58)	
	42		01/11/07		709.10	1,519.32	(810.22)	
125040800	194	SAVVIS INC-NEW	01/11/07	08/22/08	2,905.32	7,017.81	(4,112.49)	
125041800	225	TEMPUR-PEDIC INTERNATIONAL INC	01/22/07	03/17/08	2,398.00	4,810.12	(2,412.12)	
	214		02/27/07		2,280.76	5,383.11	(3,102.35)	
125041900	565	TERREMARK WORLDWIDE INC NEW	03/15/07	08/14/08	3,959.50	4,210.15	(250.65)	
	184		03/16/07		1,289.46	1,387.62	(98.16)	
	358		03/22/07		2,508.85	2,864.00	(355.15)	
125042000	61	TERREMARK WORLDWIDE INC NEW	03/22/07	08/22/08	417.23	488.00	(70.77)	
125042100	219	TERREMARK WORLDWIDE INC NEW	03/22/07	12/16/08	849.82	1,752.00	(902.18)	
125042200	697	TERREMARK WORLDWIDE INC NEW	03/22/07	12/17/08	2,701.55	5,576.00	(2,874.45)	
125044400	160	VALUECLICK INC	01/16/07	08/14/08	2,168.40	3,930.27	(1,761.87)	
	287		01/23/07		3,889.57	7,201.38	(3,311.81)	

2  
0  
8  
  
Y  
E  
A  
R  
  
E  
N  
D  
  
S  
U  
M  
M  
A  
R  
Y

Ref: 00009232 00080921

CITI GLOBAL IMPACT FUNDING  
Account Number 692-17598-14 643

Details of Long Term Gain (Loss) 2008 - continued

Reference number	Quantity	Security Description	Opening Trade Date	Closing Trade Date	Sale Proceeds	Cost	(Loss)	Gain
125044500	1	VALUECLICK INC	01/23/07	08/22/08	\$ 13.11	\$ 25.09	(\$ 11.98)	
	94		02/27/07		1,232.33	2,561.50	(1,329.17)	
125044600	41	WADDELL & REED FINL INC CL A	05/10/06	01/18/08	1,277.79	972.93		304.86
	283		07/31/06		8,819.90	6,148.91		2,670.99
	134		11/08/06		4,176.21	3,398.24		777.97
<b>Total</b>					<b>\$ 1,428,195.41</b>	<b>\$ 1,786,310.39</b>	<b>(\$ 577,428.04)</b>	<b>\$ 217,313.06</b>

Details of Deposits and Withdrawals 2008

This section reflects any deposits or withdrawals made to your account during the year.

Deposits

Reference number	Date	Description	Amount
210000100	05/20/08	FROM 692-17606-01 TO 692-17598-01	\$ 100,000.00
<b>Total</b>			<b>\$ 300,000.00</b>

Reference number	Date	Description	Amount
210000200	06/06/08	FROM 692-17606-01 TO 692-17698-01	\$ 200,000.00

Withdrawals

Reference number	Date	Description	Referral number	Amount
220000100	01/18/08	CONSULTING & ADVISORY SERVICES FROM 10/01/07 TO 12/31/07		\$ 8,037.58
220000300	07/18/08	CONSULTING & ADVISORY SERVICES FROM 04/01/08 TO 06/30/08		7,675.90
220000500	10/17/08	CONSULTING & ADVISORY SERVICES FROM 07/01/08 TO 09/30/08		6,682.84
220000700	12/30/08	FROM 692-17598-01 TO 692-72495-01		111.50
<b>Total</b>				<b>\$ 621,485.24</b>

Reference number	Date	Description	Referral number	Amount
220000200	04/30/08	CONSULTING & ADVISORY SERVICES FROM 01/01/08 TO 03/31/08		\$ 7,058.65
220000400	08/19/08	FROM 692-17598-01 TO 692-17606-01		500,000.00
220000600	12/26/08	FROM 692-17598-01 TO 692-72495-01		91,918.77

2  
0  
0  
8  
  
Y  
E  
A  
R  
  
E  
N  
D  
  
S  
U  
M  
M  
A  
R  
Y



Ref: 00009233 00080935

CITI GLOBAL IMPACT FUNDING  
Account Number 692-17600-10 643

Details of Earnings 2008 - continued

Dividends and Distributions, Section 2

Reference number	Description	Nondividend distributions	Foreign tax paid	Cash liquidation distributions	Non cash liquidation distributions	Investment expense	NRA Withholding
160005900	*** TOKIO MARINE HLDGS INC ADR THIS AMOUNT INCLUDES TAXES PAID TO A FOREIGN GOVERNMENT A PORTION OF THIS INCOME HAS BEEN RECLASSIFIED		\$ 43.15				
160006000	** TOMRA SYSTEMS A/S SPONSORED ADR NEW THIS AMOUNT INCLUDES TAXES PAID TO A FOREIGN GOVERNMENT A PORTION OF THIS INCOME HAS BEEN RECLASSIFIED		31.38				
160006100	** TOTAL S.A SPONS ADR THIS AMOUNT INCLUDES TAXES PAID TO A FOREIGN GOVERNMENT		168.08				
160006200	** UNILEVER NV NY SHS-NEW THIS AMOUNT INCLUDES TAXES PAID TO A FOREIGN GOVERNMENT		209.98				
160006300	** UNITED OVERSEAS BANK LTD SPONS ADR THIS AMOUNT INCLUDES TAXES PAID TO A FOREIGN GOVERNMENT		444.89				
<b>Totals</b>			<b>\$ 11,488.94</b>				

2  
0  
0  
8  
  
Y  
E  
A  
R  
  
E  
N  
D  
  
S  
U  
M  
M  
A  
R  
Y

Details of Short Term Gain (Loss) 2008

This section shows your sales of securities during the year. The "Sale Proceeds" column excludes any accrued income you may have received. In addition, although cash in lieu less than \$20 is not included on Form 1099-B (if applicable), it is included in this section. Please note, this material is being prepared for informational purposes only and should not be used for tax preparation without the assistance of your tax advisor.

Reference number	Quantity	Security Description	Opening Trade Date	Closing Trade Date	Sale Proceeds	Cost	(Loss)	Gain
125000100	110	DAIMLER AG	12/20/07	06/18/08	\$ 7,610.67	\$ 10,166.20	(\$ 2,555.53)	
	64		06/10/08		4,428.03			
125000200	181	COSAN LTD CL A-BRL	12/28/07	08/22/08	2,218.14	2,134.06		84.08

Ref: 00009233 00080936

CITI GLOBAL IMPACT FUNDING  
Account Number 692-17600-10 643

Details of Short-Term Gain (Loss) 2008 *continued*

Reference number	Quantity	Security Description	Opening Trade Date	Closing Trade Date	Sale Proceeds	Cost	(Loss)	Gain
125000400	120 485 68	INVESCO LTD	12/20/07 05/22/08 06/10/08	06/20/08	\$ 3,126.22 12,635.15 1,771.53	\$ 3,548.94 13,214.41 1,804.04	(\$ 422.72) (579.26) (32.51)	
125000500	.2859	UBS AG (NEW) FROM: H892BX127001	03/12/08	05/19/08	8.80	8.77		.03
125000600	19	UBS AG (NEW)	03/12/08	08/22/08	395.76	555.69	(159.93)	
125000700	615	RTS UBS AG EXP 8/10/2008	05/27/08	06/05/08	1,016.15	.01		1,016.14 <sup>c</sup>
125000800	12	TEEKAY CORP	06/18/08	08/22/08	418.55	584.36	(165.81)	
125000900	103 126	TEEKAY CORP	06/18/08 06/19/08	10/09/08	2,015.58 2,465.67	5,015.80 6,224.55	(3,000.22) (3,758.88)	
125001000	167 26 14	TEEKAY CORP	06/19/08 08/04/08 08/05/08	10/10/08	3,253.66 506.54 272.75	8,250.00 1,040.20 455.70	(4,996.44) (533.66) (182.95)	
125001100	21	A/S DAMPSKIBSSELSKABET TOR SPONSORED ADR	06/18/08	08/22/08	699.71	742.84	(43.13)	
125001200	119 202	A/S DAMPSKIBSSELSKABET TOR SPONSORED ADR	06/18/08 06/19/08	10/07/08	2,097.50 3,560.47	4,209.42 7,203.53	(2,111.92) (3,643.06)	
125001300	53 200 20	A/S DAMPSKIBSSELSKABET TOR SPONSORED ADR	06/19/08 06/20/08 09/05/08	10/08/08	821.49 3,099.98 310.00	1,890.03 7,102.50 584.60	(1,068.54) (4,002.52) (274.60)	
125001400	62	ACERGY S.A. ADR	06/18/08	08/22/08	1,060.19	1,476.41	(416.22)	
125001500	47	ACERGY S.A. ADR	06/18/08	11/08/08	292.64	1,119.21	(826.57)	
125001600	213 1,299 73	ACERGY S.A. ADR	06/19/08 08/05/08 09/05/08	11/07/08	1,364.39 8,320.83 467.60	5,171.30 20,552.13 987.69	(3,806.91) (12,231.30) (520.09)	
125001700	456 138	ACERGY S.A. ADR	06/18/08 06/19/08	11/07/08	2,877.34 870.77	10,858.73 3,350.42	(7,981.39) (2,479.65)	
125001800	751.8587 864.1413	ADVANCED SEMICONDUCTOR E ADR	07/25/07 07/26/07	06/10/08	3,794.83 4,361.56	4,534.83 5,040.72	(740.00) (679.16)	
125002000	.016	ADVANCED SEMICONDUCTOR E ADR CASH IN LIEU OF 51319 RECORD 08/15/08 PAY 09/26/08	09/05/08	09/26/08	.03	.05	(.02)	
125002100	157	ADVANCED SEMICONDUCTOR E ADR	09/05/08	12/10/08	244.25	508.32	(264.07)	
125002400	422 540	AEGON N V-ADR AMER REG-ADR	12/20/07 05/22/08	11/07/08	2,185.40 2,796.48	7,064.28 8,208.00	(4,878.88) (5,411.52)	

2  
0  
0  
8  
  
Y  
E  
A  
R  
  
E  
N  
D  
  
S  
U  
M  
M  
A  
R  
Y

Ref: 00009233 00080937

CITI GLOBAL IMPACT FUNDING  
Account Number 692-17600-10 643

Details of Short Term Gain (Loss) 2008 - continued

Reference number	Quantity	Security Description	Opening Trade Date	Closing Trade Date	Sale Proceeds	Cost	(Loss)	Gain
	34		08/04/08		\$ 176.07	\$ 411.25	(\$ 235.18)	
	145		09/05/08		750.91	1,652.64	(901.73)	
125002600	141	AGRIUM INC USD	12/20/07	03/26/08	9,224.13	8,514.99		709.14
125002700	640	ALCATEL-LUCENT ADR	12/20/07	07/23/08	3,856.43	4,729.60	(873.17)	
	638		06/10/08		3,844.37	4,293.74	(449.37)	
125002800	93	BP PLC SPONS ADR	12/20/07	07/18/08	5,803.71	6,735.06	(931.35)	
	86		06/10/08		5,366.86	5,978.72	(611.86)	
125002900	23	BNP PARIBAS SPON ADR	04/29/08	08/22/08	997.27	1,247.55	(250.28)	
125003000	33	BANK YOKOHAMA LTD JAPAN	12/20/07	07/17/08	2,139.01	2,320.23	(181.22)	
	67	ADR	03/31/08		4,342.85	4,543.27	(200.42)	
		FIGURED TO S/D 07-22-08 TRADE AS OF 07/17/08						
125003100	287	BANK YOKOHAMA LTD JAPAN	03/31/08	07/18/08	18,256.25	19,461.47	(1,205.22)	
	47	ADR	05/22/08		2,989.70	3,160.75	(171.05)	
125003400	2,401	BMW UNSPONSORED ADR	11/05/08	11/20/08	18,399.72	23,575.90	(5,176.18)	
	1,538		10/30/08		11,770.92	13,130.96	(1,360.04)	
125003600	.0073	CADBURY PLC ADR	11/21/07	05/02/08	.37	.41	(.04)	
	.0049	FROM: 127209302001	11/23/07		.25	.28	(.03)	
	.0041		12/04/07		.21	.24	(.03)	
	.0027		12/06/07		.14	.16	(.02)	
	.0042		12/07/07		.21	.25	(.04)	
	.0071		12/20/07		.36	.40	(.04)	
	.0032		03/12/08		.16	.17	(.01)	
	.0065		03/12/08		.34	.34		
125003700	30	CADBURY PLC ADR	11/21/07	08/22/08	1,401.59	1,686.92	(285.33)	
125004400	47	DAIWA SECURITIES GROUP INC	12/20/07	11/18/08	2,223.91	4,307.55	(2,083.64)	
	48	ADR-USD-	05/22/08		2,271.23	4,744.80	(2,473.57)	
	18		06/10/08		851.71	1,858.50	(1,006.79)	
	10		08/04/08		473.17	837.50	(364.33)	
	18		09/05/08		851.72	1,309.50	(457.78)	
125004800	22	DIAGEO PLC SPON ADR-NEW	12/20/07	10/06/08	1,312.80	1,868.02	(555.22)	
	87		05/22/08		5,191.51	6,816.45	(1,624.94)	
	25		09/05/08		1,491.81	1,801.75	(309.94)	
125004900	.0512	DR PEPPER SNAPPLE GROUP INC	11/21/07	05/07/08	1.33	1.43	(.10)	
	.0346	CASH IN LIEU OF .28000	11/23/07		.90	.97	(.07)	
	0288	RECORD 05/01/08 PAY 05/07/08	12/04/07		.75	.84	(.09)	
	0188		12/06/07		.49	.55	(.06)	
	.0295		12/07/07		.77	.86	(.09)	

2  
0  
0  
8  
  
Y  
E  
A  
R  
  
E  
N  
D  
  
S  
U  
M  
M  
A  
R  
Y

00009233 0080938

CITI GLOBAL IMPACT FUNDING

Account Number 692-17600-10 643

Realized Short-Term Gain (Loss) 2008 - continued

2  
0  
0  
8  
  
Y  
E  
A  
R  
  
E  
N  
D  
  
S  
U  
M  
M  
A  
R  
Y

Reference number	Quantity	Security Description	Opening Trade Date	Closing Trade Date	Sale Proceeds	Cost	(Loss)	Gain
	.0494		12/20/07		\$ 1.28	\$ 1.41	(\$ .13)	
	.0223		03/12/08		.58	.58		
	.0454		03/12/08		1.18	1.18		
125005000	209.2288	DR PEPPER SNAPPLE GROUP INC	11/21/07	06/18/08	4,922.81	5,868.11	(945.30)	
	141.5654		11/23/07		3,330.80	3,949.74	(618.94)	
	117.5712		12/04/07		2,766.26	3,451.58	(685.32)	
	76.7812		12/06/07		1,806.54	2,257.78	(451.24)	
	120.4505		12/07/07		2,834.00	3,537.12	(703.12)	
	202.0306		12/20/07		4,753.45	5,760.86	(1,007.41)	
	91.1777		03/12/08		2,145.26	2,386.66	(241.40)	
	186.1946		03/12/08		4,380.85	4,844.31	(463.46)	
125005100	311	ENCANA CORP-CAD	09/17/07	07/16/08	24,698.86	19,317.23		5,381.63
125005200	57	ENCANA CORP-CAD	09/17/07	08/08/08	3,784.48	3,540.46		224.02
	184		09/19/07		12,151.99	11,455.55		696.44
125005300	243	ENCANA CORP-CAD	09/19/07	08/13/08	16,707.66	15,128.79		1,578.87
125005400	11	ENCANA CORP-CAD	09/19/07	08/22/08	801.01	684.84		116.17
	50		10/29/07		3,640.98	3,370.91		270.07
125005500	77	ENCANA CORP-CAD	12/20/07	12/09/08	3,506.60	5,214.44	(1,707.84)	
	182		06/10/08		8,288.32	17,018.82	(8,730.50)	
	26		09/05/08		1,184.05	1,706.12	(522.07)	
125005600	690	ENTERPRISE INNS PLC UNSPON	11/05/08	12/08/08	1,267.80	2,563.42	(1,295.62)	
	843	ADR	10/30/08		1,548.91	2,721.54	(1,172.63)	
125005700	1,102	ENTERPRISE INNS PLC UNSPON	11/05/08	12/09/08	2,153.62	4,094.04	(1,940.42)	
		ADR						
125005800	64	FORTIS NL SPONSORED ADR NEW	05/06/08	08/22/08	861.43	1,707.10	(845.67)	
125005900	491	FORTIS NL	05/06/08	10/14/08	1,179.42	13,096.64	(11,917.22)	
	165	SPONSORED ADR NEW	05/07/08		396.34	4,409.51	(4,013.17)	
	86		06/10/08		206.58	1,818.90	(1,612.32)	
	468		08/05/08		1,124.18	6,879.93	(5,755.75)	
	1,317		08/12/08		3,163.55	19,768.96	(16,605.41)	
	86		09/05/08		206.58	1,143.80	(937.22)	
125006600	270	GOLD FIELDS LTD SPONS ADR	05/22/08	08/22/08	2,406.49	3,826.31	(1,419.82)	
125006700	68	GRUPO TELEvisa SA DE CV SPON ADR	04/01/08	08/22/08	1,669.39	1,715.48	(46.09)	

Ref: 00009233 00080939

CITI GLOBAL IMPACT FUNDING  
Account Number 692-17600-10 643

Realized Short Term Gain/(Loss) 2008 (continued)

Reference Number	Quantity	Security Description	Opening Trade Date	Closing Trade Date	Sale Proceeds	Cost	(Loss)	Gain
125007500	127	HENKEL KGAA SPONS ADR FIGURED TO S/D 01-22-08 TRADE AS OF 01/16/08	12/20/07	01/16/08	\$ 5,588.56	\$ 6,438.90	(\$ 850.34)	
125007600	59	HENKEL KGAA SPONS ADR	07/17/08	08/22/08	2,141.09	2,110.69		30.40
125007700	132	JARDINE MATHESON HLDGS LTD-USD-ADR	03/31/08	08/22/08	3,829.29	4,181.35	(352.06)	
125007900	117	KONAMI CORP ADR	12/20/07	05/08/08	4,052.49	3,617.64		434.85
125008200	277	KONINKLIJKE PHILIPS	12/20/07	11/07/08	5,263.52	12,138.14	(6,874.62)	
	251	ELECTRONCIS NS SPON ADR NEW	05/22/08		4,769.47	9,655.97	(4,886.50)	
	14		06/10/08		266.03	514.08	(248.05)	
125008300	144	KONINKLIJKE PHILIPS	08/10/08	11/17/08	2,446.61	5,287.68	(2,841.07)	
	83	ELECTRONCIS NS SPON ADR NEW	08/04/08		1,410.20	2,756.93	(1,346.73)	
	94		09/05/08		1,597.10	2,923.40	(1,326.30)	
125008400	325	KOOKMIN BANK SPON ADR	04/01/08	07/23/08	19,350.43	19,943.01	(592.58)	
	29		06/10/08		1,726.65	1,704.62		22.03
125008500	15	LDK SOLAR CO LTD-USD SPONS ADR	06/17/08	08/22/08	692.54	613.87		78.67
125008600	468	LDK SOLAR CO LTD-USD	06/17/08	12/09/08	5,930.08	19,152.76	(13,222.68)	
	59	SPONS ADR	08/04/08		747.60	1,896.58	(1,148.98)	
	18		09/05/08		228.08	786.60	(558.52)	
125008900	131	MITSUBISHI CORP	12/20/07	10/06/08	4,621.34	7,087.10	(2,465.76)	
	527	SPONS ADR	03/27/08		18,591.19	30,791.13	(12,199.94)	
	142		06/10/08		5,009.39	9,443.00	(4,433.61)	
	30		09/05/08		1,058.32	1,434.00	(375.68)	
125009000	571	MIZUHO FINL GROUP INC-JPY SPONS ADR	05/07/08	08/22/08	4,688.96	6,084.29	(1,395.33)	
125009300	107.5	NESTLE S A SPONSORED ADR	12/20/07	11/03/08	4,199.72	4,798.80	(599.08)	
	80	FIGURED TO S/D 11-08-08	06/10/08		3,125.37	3,947.52	(822.15)	
	12	TRADE AS OF 11/03/08	08/04/08		468.81	531.00	(62.19)	
	42		09/05/08		1,640.82	1,824.48	(183.66)	
125009400	151	NIDEC CORPORATION SPON ADR	12/21/07	08/22/08	2,480.91	2,713.86	(232.95)	
125009500	719	NIDEC CORPORATION SPON ADR	12/21/07	12/08/08	7,272.28	12,922.30	(5,650.02)	
125009600	780	NIDEC CORPORATION	12/21/07	12/09/08	8,102.28	14,018.63	(5,916.35)	
	225	SPON ADR	12/26/07		2,337.20	4,107.83	(1,770.63)	
	935		12/27/07		9,712.35	17,185.86	(7,473.51)	

2  
0  
0  
8  
  
Y  
E  
A  
R  
  
E  
N  
D  
  
S  
U  
M  
M  
A  
R  
Y

Ref: 00009233 00080940

CITI GLOBAL IMPACT FUNDING  
Account Number 692-17600-10 643

Reference number	Quantity	Security Description	Opening Trade Date	Closing Trade Date	Sale Proceeds	Cost	(Loss)	Gain
	120		12/28/07		\$ 1,246.50	\$ 2,184.16	(\$ 937.66)	
	383		01/04/08		3,978.43	7,259.46	(3,281.03)	
12500900	13	NITTO DENKO CORP ADR	12/20/07	07/22/08	4,037.28	6,515.43	(2,478.15)	
12501000	53	NITTO DENKO CORP ADR	12/20/07	07/23/08	16,709.69	26,562.89	(9,853.20)	
	24		05/22/08		7,586.65	11,556.00	(3,969.35)	
	9		06/10/08		2,837.49	3,987.00	(1,149.51)	
125010300	426	NOKIA CORP SPONSORED ADR	12/20/07	06/17/08	10,927.23	16,889.80	(4,962.57)	
125010400	37	NOVARTIS AG ADR	07/23/08	08/22/08	2,049.41	2,143.37	(93.96)	
125010600	59	NOVO-NORDISK A S ADR	12/20/07	04/24/08	3,918.54	3,825.56		92.98
125010700	11	POSCO SPON ADR	06/18/08	08/22/08	1,215.82	1,480.76	(264.94)	
125010800	99	POSCO SPON ADR	06/18/08	09/04/08	9,540.12	13,326.88	(3,786.76)	
	187		06/19/08		18,020.23	25,201.19	(7,180.96)	
	77		08/05/08		7,420.09	9,276.36	(1,856.27)	
125010900	32	PUBLICIS GROUPE ADR	03/31/08	08/22/08	1,021.11	1,218.87	(197.76)	
125011000	854	PUNCH TAVERNS PLC UNSPON ADR	11/05/08	12/08/08	1,885.61	4,828.86	(2,943.25)	
125011100	384	PUNCH TAVERNS PLC UNSPON ADR	11/05/08	12/09/08	815.15	2,171.29	(1,356.14)	
125011200	10	ROCHE HLDG LTD SPON ADR	08/08/08	08/22/08	829.99	877.58	(47.59)	
125011300	434	ROLLS ROYCE GROUP PLC SPONSORED ADR	10/02/07	06/18/08	15,442.76	23,531.44	(8,088.68)	
	116		12/20/07		4,127.56	5,925.28	(1,797.72)	
	151		05/22/08		5,372.94	6,168.35	(795.41)	
125011500	33	RYANAIR HLDGS PLC SPON ADR	07/28/08	08/22/08	802.88	911.80	(108.92)	
125011600	48	SABMILLER PLC SPON ADR	03/31/08	08/22/08	1,022.39	1,060.94	(38.55)	
125011900	798	SANOFI-AVENTIS SPONS ADR	11/23/07	11/20/08	21,728.22	36,909.26	(15,181.04)	
125012000	170	SANOFI-AVENTIS SPONS ADR	12/20/07	11/24/08	4,588.70	7,782.60	(3,193.90)	
	120		05/22/08		3,239.08	4,509.60	(1,270.52)	
	199		06/10/08		5,371.47	6,652.57	(1,281.10)	
	81		09/05/08		2,186.38	2,679.48	(493.10)	
125012100	14	SAP AKLENGESELLSCHAFT SPONS ADR-USD	09/14/07	08/04/08	810.90	803.60		7.30
125012200	63	SAP AKLENGESELLSCHAFT SPONS ADR-USD	09/14/07	08/22/08	3,526.09	3,616.18	(90.09)	

2008 YEAR END SUMMARY

Ref: 00009233 00080941

CITI GLOBAL IMPACT FUNDING  
Account Number 692-17600-10 643

Reference Number	Quantity	Security Description	Opening Trade Date	Closing Trade Date	Sale Proceeds	Cost	(Loss)	Gain
125012300	387	SAP AKLENGESELLSCHAFT SPONS ADR-USD	10/01/07	10/01/08	\$ 20,059.56	\$ 22,918.80	(\$ 2,859.24)	
125012400	508	SAP AKLENGESELLSCHAFT	12/20/07	10/02/08	25,129.45	25,875.64	(746.19)	
	346	SPONS ADR-USD	02/06/08		17,115.73	16,282.28		833.45
	169		06/10/08		8,359.99	8,953.62	(593.63)	
	74		09/05/08		3,660.59	3,972.32	(311.73)	
125013200	39	SILICON MOTION TECHNOLOGY CORP-TWD ADR	12/20/07	11/12/08	89.98	694.90	(604.92)	
	296		08/10/08		682.89	5,739.44	(5,056.55)	
125013400	.1847	SILICONWARE PRECISION INDS SPON ADR	12/20/07	09/08/08	1.11	1.61	(.50)	
	.0533		05/22/08		.32	.45	(.13)	
	.0661	CASH IN LIEU OF .95000 RECORD 07/28/08 PAY 09/08/08	06/10/08		.40	.53	(.13)	
125013500	357	SMITH & NEPHEW PLC SP ADR	08/05/08	12/08/08	12,417.68	19,981.61	(7,563.93)	
125013600	170	SMITH & NEPHEW PLC SP ADR	08/05/08	12/09/08	5,791.77	9,515.05	(3,723.28)	
	629		08/08/08		21,429.53	36,562.20	(15,132.67)	
	391		08/11/08		13,321.06	23,604.44	(10,283.38)	
	49		08/11/08		1,669.39	2,936.69	(1,267.30)	
	8		09/05/08		272.55	447.92	(175.37)	
125013700	20	SOCIETE GENERALE SPON ADR	04/28/08	08/22/08	370.19	480.28	(110.09)	
125013800	29	SONY CORP SPON ADR-NEW	12/20/07	06/18/08	1,428.98	1,558.75	(129.77)	
	186		06/10/08		9,165.14	9,127.02		38.12
125013900	197	SUMITOMO CORP SPON ADR	06/18/08	08/22/08	2,377.77	2,704.93	(327.16)	
125014000	5,616	SUMITOMO CORP SPON ADR	06/18/08	10/06/08	44,305.50	77,111.05	(32,805.55)	
	190		09/05/08		1,498.94	2,224.90	(725.96)	
125014100	376	SUMITOMO MITSUI FINL GROUP INC ADR	04/24/08	08/22/08	2,214.62	2,824.66	(610.04)	
125014200	.0856	TAIWAN SEMICONDUCTOR MFG CO LTD ADR	01/14/08	08/15/08	87	.77		.10
	.007		06/10/08		.07	.08	(.01)	
	.0239	CASH IN LIEU OF .11659 RECORD 07/18/08 PAY 08/15/08	08/05/08		.25	.23		.02
125014300	184	TAIWAN SEMICONDUCTOR MFG CO LTD ADR	01/14/08	08/22/08	1,880.83	1,655.83		225.00
125014500	72	TECHNIP ADR	10/02/07	02/20/08	5,311.67	6,893.28	(1,581.61)	
125014600	36	TECHNIP ADR	10/02/07	08/22/08	2,874.58	3,446.64	(572.06)	
125014700	127	TECHNIP ADR	12/20/07	12/08/08	3,144.02	9,502.14	(6,358.12)	
	46		06/10/08		1,138.78	4,227.40	(3,088.62)	
	25		09/05/08		618.90	1,783.25	(1,164.35)	

2  
0  
0  
8  
  
Y  
E  
A  
R  
  
E  
N  
D  
  
S  
U  
M  
M  
A  
R  
Y

Rat:00009233 00080942

CITI GLOBAL IMPACT FUNDING  
Account Number 692-17600-10 643

Details of Short Term Gain (Loss) 2008 continued

Reference number	Quantity	Security Description	Opening Trade Date	Closing Trade Date	Sale Proceeds	Cost	(Loss)	Gain
125014800	2,217	TELECOM ITALIA S.P.A-ADR	11/21/07	03/19/08	\$ 42,999.35	\$ 70,628.52	(\$ 27,629.17)	
	720	(NEW)	12/20/07		13,964.60	21,858.34	(7,893.74)	
125014900	20	TELEFONICA S.A. SPON ADR	07/21/08	08/22/08	1,465.39	1,647.27	(181.88)	
125015000	429	TELEFONICA S.A. SPON ADR	07/21/08	10/06/08	29,202.59	35,334.03	(6,131.44)	
	267		08/05/08		18,175.04	20,790.57	(2,615.53)	
	24		09/05/08		1,633.71	1,710.24	(76.53)	
125015100	1,193	TEVA PHARMACEUTICAL INDS	10/01/07	07/18/08	51,367.18	53,355.97	(1,988.79)	
	349	LTD ADR	11/26/07		15,026.95	15,304.52	(277.57)	
125015200	33	TEVA PHARMACEUTICAL INDS	11/26/07	08/04/08	1,518.99	1,447.13		71.86
125015300	24	TEVA PHARMACEUTICAL INDS	11/26/07	08/22/08	1,115.75	1,052.46		63.29
125015500	369	TOKYO STAR BK LTD-JPY	03/09/07	02/05/08	3,064.29	3,028.16		36.13
	201	UNSPONS ADR	03/12/07		1,669.16	1,849.19		19.97
125015600	209	TOKYO STAR BK LTD-JPY	03/12/07	02/06/08	1,744.42	1,714.82		29.60
	1,031	UNSPONS ADR	03/13/07		8,605.24	8,672.15	(66.91)	
125015700	34	TOKYO STAR BK LTD-JPY	03/13/07	02/07/08	283.81	285.99	(2.18)	
	601	UNSPONS ADR	03/14/07		5,016.79	4,943.05		73.74
125015800	500	TOKYO STAR BK LTD-JPY	03/14/07	02/08/08	4,136.15	4,112.35		23.80
125015900	585	TOKYO STAR BK LTD-JPY	03/14/07	02/12/08	4,858.48	4,811.45		47.03
125016000	69	TOKYO STAR BK LTD-JPY	03/14/07	02/13/08	572.15	567.50		4.65
	715	UNSPONS ADR	03/15/07		5,928.79	5,830.11		98.68
	115		03/19/07		953.58	927.34		26.24
	66		12/20/07		547.27	521.40		25.87
125016100	402	TOKYO STAR BK LTD-JPY	12/20/07	02/14/08	3,309.95	3,175.80		134.15
125016200	370	TOKYO STAR BK LTD-JPY	12/20/07	02/14/08	3,039.03	2,923.00		116.03
125016300	16	TRINA SOLAR LTD-USD	06/18/08	08/22/08	523.19	624.33	(101.14)	
125016400	199	TRINA SOLAR LTD-USD	06/18/08	12/09/08	1,516.94	7,765.14	(6,248.20)	
	279	SPONS ADR	06/19/08		2,126.77	10,954.91	(8,828.14)	
	12		08/04/08		91.48	316.50	(225.02)	
125016500	84	TRINA SOLAR LTD-USD	08/04/08	12/10/08	663.59	2,215.51	(1,551.92)	
	19	SPONS ADR	09/05/08		150.10	506.16	(356.06)	

2008 YEAR END SUMMARY



Ref: 00009233 00080943

CITI GLOBAL IMPACT FUNDING  
Account Number 692-17600-10 643

Details of Short-Term Gain (Loss) 2008 - continued

Reference number	Quantity	Security Description	Opening Trade Date	Closing Trade Date	Sale Proceeds	Cost	(Loss)	Gain
125018600	235	TRINITY MIRROR P L C SPONS ADR	03/28/07	02/11/08	\$ 2,908.79	\$ 4,948.16	(\$ 2,039.37)	
125018700	595	TRINITY MIRROR P L C SPONS ADR	03/28/07	02/12/08	7,502.68	12,528.32	(5,025.64)	
125018800	830	TRINITY MIRROR P L C SPONS ADR	03/28/07	02/13/08	10,404.01	17,476.48	(7,072.47)	
125018900	57	UNILEVER NV NY SHS-NEW	02/06/08	06/10/08	1,776.68	1,801.87	(25.19)	
125017000	76	UNILEVER NV NY SHS-NEW	02/06/08	08/22/08	2,123.98	2,370.88	(246.90)	
<b>Total</b>					<b>\$ 1,055,141.11</b>	<b>\$ 1,524,552.95</b>	<b>(\$ 482,038.26)</b>	<b>\$ 12,626.42</b>

\*Based on information supplied by Client or other financial institution, not verified by us

Details of Long-Term Gain (Loss) 2008

This section shows your sales of securities during the year. The "Sale Proceeds" column excludes any accrued income you may have received. In addition, although cash in lieu less than \$20 is not included on Form 1099-B (if applicable), it is included in this section. Please note, this material is being prepared for informational purposes only and should not be used for tax preparation without the assistance of your tax advisor.

Reference number	Quantity	Security Description	Opening Trade Date	Closing Trade Date	Sale Proceeds	Cost	(Loss)	Gain
12500100	825	DAIMLER AG	01/18/07	06/18/08	\$ 57,080.02	\$ 50,317.74		\$ 6,762.28
12500300	487	INVESCO LTD	02/17/06	06/19/08	12,852.05	9,221.54		3,630.51
	403		02/21/06		10,635.27	7,743.36		2,891.91
12500400	112	INVESCO LTD	02/21/06	06/20/08	2,917.81	2,152.00		765.81
	245		04/28/06		6,382.70	5,377.75		1,004.95
	865		05/30/06		22,534.85	16,755.05		5,779.80
12500500	.0141	UBS AG (NEW) FROM: H8928X127001	Unavailable	05/19/08	.43			
125001900	4 4673	ADVANCED SEMICONDUCTOR E	Unavailable	08/22/08	16.71			
	150.5327	ADR	07/26/07		563.14	855.59	(292.45)	
125002000	.0004	ADVANCED SEMICONDUCTOR E	Unavailable	09/26/08	.01			
	.1756	ADR	07/26/07		.46	1.00	(.54)	
	.1001	CASH IN LIEU OF .51319	08/06/07		.26	.55	(.29)	
	.221	RECORD 08/15/08 PAY 09/26/08	08/07/07		.58	1.21	(.63)	

2  
0  
8  
Y  
E  
A  
R  
E  
N  
D  
S  
U  
M  
M  
A  
R  
Y

Ref: 00009233 00080944

CITI GLOBAL IMPACT FUNDING  
Account Number 692-17600-10 643

Position Concurrence  
Number  
Gain (Loss) 2008 (continued)

Position Number	Quantity	Security Description	Opening Trade Date	Closing Trade Date	Sale Proceeds	Cost	(Loss)	Gain
125002100	1,589.4933	ADVANCED SEMICONDUCTOR E	07/26/07	12/10/08	\$ 2,472.76	\$ 9,034.32	(\$ 6,561.56)	
	992.0065	ADR	08/06/07		1,543.25	5,499.01	(3,955.76)	
	2,189.5002		08/07/07		3,406.18	12,013.08	(8,606.90)	
125002200	123	AEGON N V-ADR AMER REG-ADR	02/23/07	08/22/08	1,447.95	2,539.69	(1,091.74)	
125002300	691	AEGON N V-ADR AMER REG-ADR	02/23/07	11/06/08	3,347.87	14,267.70	(10,919.83)	
	445		02/26/07		2,156.01	9,326.13	(7,170.12)	
125002400	2,145	AEGON N V-ADR AMER REG-ADR	02/26/07	11/07/08	11,108.25	44,964.05	(33,845.80)	
125002500	9	AGRIUM INC USD	04/17/06	03/25/08	595.44	227.33		368.11
	285		04/28/06		18,855.53	7,398.60		11,456.93
	180		05/05/06		11,908.76	4,941.38		6,967.38
	155		05/30/06		10,254.76	3,876.55		6,378.21
	651		08/03/06		43,070.01	15,416.20		27,653.81
125002600	104	AGRIUM INC USD	08/03/06	03/26/08	6,803.61	2,462.80		4,340.81
125002700	1,170	ALCATEL-LUCENT ADR	03/13/06	07/23/08	7,050.03	16,564.74	(9,514.71)	
	865		04/28/06		5,212.20	12,481.95	(7,269.75)	
	1,315		05/30/06		7,923.75	17,358.00	(9,434.25)	
125002800	94	BP PLC SPONS ADR	04/28/06	07/18/08	5,866.11	6,987.28	(1,101.17)	
	205		05/30/06		12,793.12	14,527.07	(1,733.95)	
	800		02/27/07		49,924.36	50,550.80	(626.44)	
125003000	18	BANK YOKOHAMA LTD JAPAN	01/04/06	07/17/08	1,166.74	1,548.00	(381.26)	
	205	ADR	01/11/06		13,287.82	16,779.25	(3,491.43)	
	50	FIGURED TO S/D 07-22-08	04/28/06		3,240.93	3,962.50	(721.57)	
	135	TRADE AS OF 07/17/08	05/30/06		8,750.51	9,942.75	(1,192.24)	
125003200	13	BARCLAYS PLC-ADR	03/17/06	06/10/08	329.03	616.61	(287.58)	
	120		04/28/06		3,037.18	6,002.40	(2,965.22)	
125003300	25	BARCLAYS PLC-ADR	04/28/06	08/22/08	604.41	1,250.50	(646.09)	
	149		05/30/06		3,802.25	6,673.71	(3,071.46)	
125003500	76	BRITISH SKY BROADCASTING	04/28/06	11/14/08	1,848.82	2,949.56	(1,100.74)	
	485	GROUP PLC SPONSORED ADR-USD-	05/08/06		11,798.38	19,169.92	(7,371.54)	
	154		05/24/06		3,746.29	6,050.55	(2,304.26)	
125003800	1,537	CENTRAL JAPAN RY CO-JPY	02/27/07	04/02/08	15,198.69	18,730.19	(3,531.50)	
	3,935	UNSPONS ADR	03/07/07		38,911.42	48,891.59	(9,980.17)	
125003900	1,565	CHEUNG KONG HOLDING-ADR	11/16/06	08/08/08	21,816.13	17,998.13		3,818.00
125004000	1,413	CHEUNG KONG HOLDING-ADR	11/16/06	08/11/08	19,879.24	16,250.06		3,629.18
	1,321		12/01/06		18,584.91	15,624.26		2,960.65

2  
0  
0  
8  
  
Y  
E  
A  
R  
  
E  
N  
D  
  
S  
U  
M  
M  
A  
R  
Y

Ref: 00009233 00080945

CITI GLOBAL IMPACT FUNDING  
Account Number 692-17600-10 643

Loss of Long Term Gain (Loss) 2008 - continued

Reference number	Quantity	Security Description	Opening Trade Date	Closing Trade Date	Sale Proceeds	Cost	(Loss)	Gain
125004100	794	CHEUNG KONG HOLDING-ADR	12/01/06	08/12/08	\$ 11,173.26	\$ 9,391.11		\$ 1,782.15
	1,004		05/04/07		14,129.41	13,917.85		210.58
	180		07/13/07		2,532.98	2,548.12	(15.14)	
125004200	45	CHEUNG KONG HOLDING-ADR	07/13/07	08/22/08	587.69	637.03	(49.34)	
125004300	15	DAIWA SECURITIES GROUP INC ADR-USD-	03/07/07	08/22/08	1,133.99	1,877.23	(743.24)	
125004400	385	DAIWA SECURITIES GROUP INC ADR-USD-	03/07/07	11/18/08	18,217.18	48,182.25	(29,965.07)	
125004500	103	DIAGEO PLC SPON ADR-NEW	12/15/05	01/30/08	8,067.29	6,130.66		1,936.73
	92		01/08/06		7,205.74	5,514.48		1,691.26
125004500	213	DIAGEO PLC SPON ADR-NEW	01/06/06	01/31/08	16,754.99	12,767.22		3,987.77
	92		04/28/06		7,238.89	8,095.82		1,140.97
125004700	3	DIAGEO PLC SPON ADR-NEW	04/28/06	08/22/08	222.00	198.78		23.22
	22		05/09/06		1,627.98	1,507.44		120.54
125004800	508	DIAGEO PLC SPON ADR-NEW	05/09/06	10/06/08	30,313.66	34,808.16	(4,494.50)	
	120		05/30/06		7,160.71	7,957.20	(796.49)	
125004900	503	ENCANA CORP-CAD	10/29/07	12/09/08	22,906.73	33,911.35	(11,004.62)	
125005000	152	FRANCE TELECOM SA SPON ADR	07/24/06	08/22/08	4,407.98	3,393.57		1,014.41
	93		07/25/06		2,696.98	2,067.27		629.71
125005100	542	FRANCE TELECOM SA SPON ADR	07/25/06	11/05/08	14,522.31	12,047.95		2,474.36
125005200	61	FRESENIUS MEDICAL CARE AG & CO. KGAA SPONS ADR	06/01/06	08/22/08	3,300.69	2,271.46		1,029.23
125005300	134	FRESENIUS MEDICAL CARE AG & CO. KGAA SPONS ADR	06/01/06	11/06/08	5,793.36	4,989.76		803.60
125005400	145	GLAXOSMITHKLINE PLC SP ADR TRADE AS OF 07/21/08	01/11/06	07/21/08	7,010.06	7,513.90	(503.84)	
	100		03/10/06		4,834.52	5,435.00	(600.48)	
	260		03/13/06		12,569.76	14,181.08	(1,611.32)	
	350		04/20/06		16,920.83	18,591.17	(1,670.34)	
	140		04/28/06		6,768.33	7,935.20	(1,166.87)	
	14		05/09/06		676.83	810.46	(133.63)	
125005500	521	GLAXOSMITHKLINE PLC SP ADR	05/09/06	08/04/08	24,779.81	30,160.69	(5,380.88)	
	345		05/30/06		16,408.90	19,057.80	(2,648.90)	
125005800	285	HENKEL KGAA SPONS ADR	12/15/05	01/08/08	13,950.27	8,820.75		5,129.52
125005900	37	HENKEL KGAA SPONS ADR	12/15/05	01/09/08	1,766.38	1,145.15		621.23
	313		01/06/06		14,942.61	10,094.25		4,848.36
125007000	190	HENKEL KGAA SPONS ADR	01/06/06	01/10/08	9,116.88	6,127.50		2,989.38

2008 YEAR END SUMMARY

Ref: 00009233 00080946

CITI GLOBAL IMPACT FUNDING  
Account Number 692-17600-10 643

2  
0  
0  
8  
  
Y  
E  
A  
R  
  
E  
N  
D  
  
S  
U  
M  
M  
A  
R  
Y

Reference number	Quantity	Security Description	Opening Trade Date	Closing Trade Date	Sale Proceeds	Cost	(Loss)	Gain
125007100	110	HENKEL KGAA SPONS ADR	01/06/06	01/10/08	\$ 5,278.18	\$ 3,547.50		\$ 1,730.68
125007200	17	HENKEL KGAA SPONS ADR	01/06/06	01/11/08	793.00	548.25		244.75
	193		04/26/06		9,002.91	6,970.52		2,032.38
125007300	225	HENKEL KGAA SPONS ADR	04/26/06	01/14/08	10,541.80	8,126.25		2,415.55
125007400	152	HENKEL KGAA SPONS ADR	04/26/06	01/15/08	6,892.06	5,489.73		1,402.33
	13		05/30/06		589.45	451.75		137.70
125007500	77	HENKEL KGAA SPONS ADR FIGURED TO S/D 01-22-08 TRADE AS OF 01/16/08	05/30/06	01/16/08	3,388.34	2,675.75		712.59
125007800	385	KONAMI CORP ADR	03/17/06	05/07/08	13,798.05	10,042.68		3,755.37
125007900	28	KONAMI CORP ADR	03/17/06	05/08/08	969.83	730.38		239.45
	220		04/28/06		7,620.07	5,731.00		1,889.07
	480		05/30/06		16,625.62	11,395.20		5,230.42
125008000	80	KONINKLIJKE PHILIPS ELECTRONCIS NS SPON ADR NEW	01/11/06	08/22/08	2,639.98	2,634.40		5.58
125008100	838	KONINKLIJKE PHILIPS ELECTRONCIS NS SPON ADR NEW	01/11/06	11/06/08	15,527.97	27,595.34	(12,067.37)	
125008200	55	KONINKLIJKE PHILIPS ELECTRONCIS NS SPON ADR NEW	01/11/06	11/07/08	1,045.10	1,811.15	(766.05)	
	295		04/28/06		5,605.56	10,165.70	(4,560.14)	
	810		05/30/06		15,391.53	25,529.64	(10,138.11)	
125008700	574	MITSUBISHI CORP SPONS ADR	02/27/07	07/17/08	34,607.53	26,862.40		7,745.13
	420		06/15/07		25,322.58	22,162.81		3,159.77
125008800	7	MITSUBISHI CORP SPONS ADR	06/15/07	08/22/08	386.46	369.38		17.08
125008900	78	MITSUBISHI CORP SPONS ADR	06/15/07	10/06/08	2,751.64	4,115.95	(1,364.31)	
125009100	162	NESTLE S A SPONSORED ADR	01/11/06	04/28/08	19,275.80	12,627.90		6,647.90
	160		04/28/06		19,037.83	12,248.00		6,789.83
	97		05/30/06		11,541.68	7,299.25		4,242.43
125009200	36	NESTLE S A SPONSORED ADR	05/30/06	08/22/08	1,576.79	1,083.60		493.19
125009300	1,021.5	NESTLE S A SPONSORED ADR FIGURED TO S/D 11-06-08 TRADE AS OF 11/03/08	05/30/06	11/03/08	39,907.13	30,747.15		9,159.98
125009700	10	NITTO DENKO CORP ADR	06/07/07	07/17/08	3,372.76	5,492.74	(2,119.98)	
	19		06/08/07		6,408.25	10,288.19	(3,879.94)	
125009800	6	NITTO DENKO CORP ADR	06/08/07	07/18/08	1,963.38	3,248.90	(1,285.52)	
	25		06/11/07		8,180.75	13,599.72	(5,418.97)	

Ref: 00009233 00080947

CITI GLOBAL IMPACT FUNDING  
Account Number 692-17600-10 643

15 of Long Term Gain (Loss) 2008 continued

Reference number	Quantity	Security Description	Opening Trade Date	Closing Trade Date	Sale Proceeds	Cost	(Loss)	Gain
	3		06/14/07		\$ 981.69	\$ 1,559.75	(\$ 578.06)	
	10		06/13/07		3,272.30	5,250.61	(1,978.31)	
12500800	7	NITTO DENKO CORP	06/14/07	07/22/08	2,173.92	3,639.42	(1,465.50)	
	15	ADR	06/15/07		4,658.41	7,755.58	(3,097.17)	
	15		06/18/07		4,658.41	7,716.60	(3,058.19)	
12501000	177	NOKIA CORP SPONSORED ADR	11/03/05	01/09/08	6,017.06	3,069.18		2,947.88
	705		12/15/05		23,966.25	12,894.45		11,071.80
	406		01/06/06		13,801.84	8,014.44		5,787.40
125010200	90	NOKIA CORP SPONSORED ADR	01/06/06	06/10/08	2,335.48	1,776.60		558.88
125010300	584	NOKIA CORP SPONSORED ADR	01/06/06	06/17/08	14,980.04	11,528.16		3,451.88
	30		05/30/06		769.52	644.40		125.12
125010500	652	NOVO-NORDISK A S ADR	07/14/06	04/23/08	42,658.62	20,676.39		21,982.23
	83		08/02/06		5,430.47	2,790.03		2,640.44
125010600	770	NOVO-NORDISK A S ADR	08/03/06	04/24/08	51,140.18	26,055.57		25,084.61
	47		08/02/06		3,121.54	1,579.90		1,541.64
125011300	129	ROLLS ROYCE GROUP PLC	01/11/06	06/18/08	4,590.13	4,921.35	(331.22)	
	120	SPONSORED ADR	04/28/06		4,269.89	5,316.00	(1,046.11)	
	335		05/30/06		11,920.10	13,282.75	(1,362.65)	
125011400	31	ROYAL DUTCH SHELL PLC ADR	11/03/05	08/22/08	2,173.08	1,938.74		234.34
		CL A						
125011700	11	SANOFI-AVENTIS	05/30/06	08/22/08	387.36	521.46	(134.10)	
	105	SPONS ADR	08/02/06		3,697.55	4,926.04	(1,228.49)	
	41		04/30/07		1,443.81	1,905.30	(461.49)	
125011800	264	SANOFI-AVENTIS	04/30/07	11/19/08	7,595.16	12,268.26	(4,673.10)	
	325	SPONS ADR	05/02/07		9,350.10	14,932.13	(5,582.03)	
	340		05/17/07		9,781.64	15,646.15	(5,864.51)	
125011900	160	SANOFI-AVENTIS	05/17/07	11/20/08	4,356.53	7,362.90	(3,006.37)	
		SPONS ADR						
125012000	27	SANOFI-AVENTIS	11/23/07	11/24/08	728.79	1,248.81	(520.02)	
		SPONS ADR						
125012300	306	SAP AKLENGESELLSCHAFT	09/14/07	10/01/08	15,861.05	17,564.30	(1,703.25)	
		SPONS ADR-USD						
125012400	480	SAP AKLENGESELLSCHAFT	10/01/07	10/02/08	23,744.36	28,426.41	(4,682.05)	
		SPONS ADR-USD						
125012500	17	SECOM LTD ADR	11/03/05	08/22/08	1,518.26	1,710.20	(191.94)	
125012600	24	SIEMENS A G SPONS ADR	03/14/06	10/07/08	1,713.64	2,191.92	(478.28)	
	267		04/26/06		19,064.25	26,374.26	(7,310.01)	

2  
0  
0  
8  
  
Y  
E  
A  
R  
  
E  
N  
D  
  
S  
U  
M  
M  
A  
R  
Y

Ref: 00009233 00080948

CITI GLOBAL IMPACT FUNDING  
Account Number 692-17600-10 643

Statement of Long Term Gain (Loss) 2008 - continued

Reference number	Quantity	Security Description	Opening Trade Date	Closing Trade Date	Sale Proceeds	Cost	(Loss)	Gain
125012700	22	SIGNET GROUP PLC, SPONS ADR	10/28/06	06/10/08	\$ 245.99	\$ 514.36	(\$ 268.37)	
	284	(NEW)	10/30/06		3,175.53	6,449.73	(3,274.20)	
125012800	324	SIGNET GROUP PLC, SPONS ADR (NEW)	10/30/06	08/22/08	3,666.84	7,358.14	(3,691.30)	
125012900	335	SILICON MOTION TECHNOLOGY CORP-TWD ADR	01/31/06	11/07/08	1,025.06	5,389.92	(4,364.86)	
125013000	138	SILICON MOTION TECHNOLOGY CORP-TWD ADR	01/31/06	11/10/08	399.76	2,220.32	(1,820.56)	
	331		02/09/06		958.83	5,609.88	(4,651.03)	
125013100	144	SILICON MOTION TECHNOLOGY CORP-TWD ADR	02/09/06	11/11/08	382.92	2,397.04	(2,014.12)	
	258		05/30/06		688.73	3,757.74	(3,069.01)	
125013200	326	SILICON MOTION TECHNOLOGY CORP-TWD ADR	05/30/06	11/12/08	752.11	4,729.82	(3,977.71)	
125013300	1,1607	SILICONWARE PRECISION INDS SPON ADR	Unavailable	08/22/08	7.95			
	116,8393		04/26/06		800.65	760.88		39.77
125013400	.0002	SILICONWARE PRECISION INDS SPON ADR	Unavailable	09/08/08	.01			
	.6457	CASH IN LIEU OF .95000 RECORD 07/28/08 PAY 09/08/08	04/26/06		3.89	4.20	(.31)	
125013800	143	SONY CORP SPON ADR-NEW	02/22/06	06/18/08	7,048.33	6,682.20		364.13
	235		02/23/06		11,579.63	11,162.76		416.87
	575		04/28/06		28,333.14	29,900.00	(1,566.86)	
	710		05/09/06		34,985.27	35,988.37	(1,003.10)	
125014400	125	TECHNIP ADR	01/11/06	02/19/08	9,473.42	8,341.25		1,132.17
125014500	79	TECHNIP ADR	01/11/06	02/20/08	5,828.08	5,271.67		556.41
	125		04/28/06		9,221.64	7,781.25		1,440.39
125014700	576	TECHNIP ADR	10/02/07	12/08/08	14,259.49	55,146.24	(40,886.75)	
125015400	9,7204	TOKIO MARINE HLDGS INC ADR	01/04/06	08/22/08	318.34	346.47	(28.13)	
	40,2796		01/11/06		1,319.15	1,432.35	(113.20)	
125017100	106	UNITED OVERSEAS BANK LTD SPONS ADR	12/15/05	08/22/08	2,856.68	1,870.90		985.78
	13		01/06/06		350.35	239.85		110.50
125017200	232	VODAFONE GROUP PLC SPONS ADR NEW	05/09/06	08/04/08	6,277.83	6,435.02	(157.19)	
125017300	73,0433	VODAFONE GROUP PLC SPONS ADR NEW	05/09/06	08/22/08	1,888.88	2,026.01	(137.13)	
	21,9567		05/30/06		567.80	567.11		.69
<b>Total</b>					<b>\$ 1,532,880.75</b>	<b>\$ 1,836,722.88</b>	<b>(\$ 361,232.88)</b>	<b>\$ 257,365.48</b>

2  
0  
0  
8  
  
Y  
E  
A  
R  
  
E  
N  
D  
  
S  
U  
M  
M  
A  
R  
Y

Ref: 00009234 00080961

CITI GLOBAL IMPACT FUNDING

Account Number 692-17601-19 643

Details of Earnings 2008 - continued

Interest amounts include accrued interest received and interest exempt from Federal income tax.

Interest continued	Reference number	Description	Interest	Alternative minimum tax
	140006200	WACHOVIA CORP NOTES-BK/ENTRY DTD 10/23/2008 DUE 10/16/2011 RATE 5.300	\$ 35,245.00	
	140006300	WELLS FARGO CO DTD 01/31/08 DUE 01/31/2013 RATE 4.375	20,671.88	
	<b>Totals</b>		<b>\$ 2,297,583.83</b>	

Dividends and Distributions, Section 1

Amounts displayed for dividends include dividend reinvestments, money fund earnings, accrued dividends received and dividends exempt from Federal income tax.

"Total dividends" includes both Qualified and non-qualified dividends received.

"Total capital gain distributions" is a total of long term capital gain distributions, Unrecaptured Sec. 1250 gain and Section 1202 gain.

Reference number	Description	Total dividends	Qualified dividends	Short term capital gains	Total capital gain distributions	Unrecaptured Sec. 1250 gain	Section 1202 gain	Alternative minimum tax
140000100	WESTERN ASSET MONEY MARKET FUND CLASS A	\$ 55,326.41						
<b>Totals</b>		<b>\$ 55,326.41</b>						

Details of Short-Term Gain/(Loss) 2008

This section shows your sales of securities during the year. The "Sale Proceeds" column excludes any accrued income you may have received. In addition, although cash in-lieu less than \$20 is not included on Form 1099-B (if applicable), it is included in this section. Please note, this material is being prepared for informational purposes only and should not be used for tax preparation without the assistance of your tax advisor.

For additional information regarding this section see enclosed brochure.

Reference number	Quantity	Security Description	Opening Trade Date	Closing Trade Date	Sale Proceeds	Original Cost Adjusted Cost	Original Gain/(Loss) Adjusted Gain/(Loss)	Ordinary Income Capital Gain/(Loss)
125000100	85,000	AOL TIME WARNER INC BK/ENTRY-DTD 04/08/2002	02/12/08	12/19/08	\$ 81,421.50	\$ 89,561.95 \$ 88,712.80	(\$ 8,140.45) (\$ 7,291.30)	\$ 0.00 (\$ 7,291.30)
	116,000	DUE 05/01/2012 RATE 6.875 YTM 8.335	07/09/08		111,116.40	119,752.60 119,354.72	(8,636.20) (8,238.32)	0.00 (8,238.32)

2  
0  
0  
8  
  
Y  
E  
A  
R  
  
E  
N  
D  
  
S  
U  
M  
M  
A  
R  
Y

Ref: 00009234 00080962

CITI GLOBAL IMPACT FUNDING  
Account Number 692-17601-19 643

Details of Short-Term Gain (Loss) 2008 - continued

Reference number	Quantity	Security Description	Opening Trade Date	Closing Trade Date	Sale Proceeds	Original Cost Adjusted Cost	Original Gain/(Loss) Adjusted Gain/(Loss)	Ordinary Income Capital Gain/(Loss)
125000200	495,000	FNMA TBA 30YR JUNE DUE 06/01/2038 RATE 5.500 YIELDS VARY DUE TO CHANGES IN PREPAYMENT SPEEDS. SPECIFICS	05/09/08	05/09/08	\$ 497,629.69	\$ 497,629.69 \$ 497,629.69	\$ 0.00 \$ 0.00	\$ 0.00 \$ 0.00
125000300	255,000	GOLD 30 YR NEW DUE 08/01/2038 RATE 6.000 YIELDS VARY DUE TO CHANGES IN PREPAYMENT SPEEDS. SPECIFICS	07/22/08	07/22/08	283,129.69	283,129.69 283,129.69	0.00 0.00	0.00 0.00
125000400	960,000	AMGEN INC SR NOTES BOOK/ENTRY DD 11/18/04 DUE 11/18/2009 RATE 4.000	01/09/08	12/19/08	964,022.40	960,921.60 860,441.80	3,100.80 3,580.80	0.00 3,580.80
125000700	1,500,000	FEDERAL HOME LOAN BANK CONS BDS BOOK/ENTRY DTD 10/05/07	10/29/07	01/16/08	1,578,450.00	1,506,384.00 1,806,060.00	72,066.00 72,390.00	0.00 72,390.00
	410,000	DTD 10/05/07 DUE 10/10/2012 RATE 4.625	12/18/07		431,443.00	419,580.06 419,434.10	11,862.94 12,008.80	0.00 12,008.80
125000800	500,000	FEDERAL HOME LOAN BANK CONS BDS BOOK/ENTRY DTD 10/19/07 DUE 11/17/2017 RATE 5.000	10/18/07	07/10/08	510,481.50	499,190.00 499,190.00	11,291.50 11,291.50	0.00 11,291.50
125000900	1,910,000	FEDERAL HOME LOAN BANK CONS BDS BOOK/ENTRY DTD 01/17/2008 DUE 02/27/2013 RATE 3.375	01/16/08	07/31/08	1,862,937.60	1,901,443.20 1,901,443.20	(38,505.60) (38,505.60)	0.00 (38,505.60)
125001000	300,000	FEDERAL HOME LOAN BANK CONS BDS BOOK/ENTRY DTD 08/01/08 DUE 09/06/2013 RATE 4.000	07/31/08	08/14/08	298,193.10	298,929.00 298,929.00	(735.90) (735.90)	0.00 (735.90)
125001100	1,400,000	FEDERAL HOME LOAN MTG CORP DEBS-BK/ENTRY DTD 4/9/1998 DUE 04/15/2008 RATE 5.750	08/20/07	04/15/08	1,400,000.00	1,406,931.40 1,400,000.00	(6,931.40) 0.00	0.00 0.00
125001400	230,000	GENERAL ELEC CAP COR DTD 02/21/2001 MATY 02/22/2011 DUE 02/22/2011 RATE 6.125	04/18/08	05/21/08	242,334.90	242,445.30 242,049.70	(110.40) 285.20	0.00 285.20

2  
0  
0  
8  
Y  
E  
A  
R  
E  
N  
D  
S  
U  
M  
M  
A  
R  
Y



009234 00080963

CITI GLOBAL IMPACT FUNDING

Account Number 692-17601-19 643

U.S. Short Term Gain/(Loss) 2008 - continued

Reference number	Quantity	Security Description	Opening Trade Date	Closing Trade Date	Sale Proceeds	Original Cost Adjusted Cost	Original Gain/(Loss) Adjusted Gain/(Loss)	Ordinary Income Capital Gain/(Loss)
125002000	200,000	JP MORGAN CHASE & CO DTD 11/25/2002	05/29/08	12/19/08	200,088.00	203,330.00	(3,242.00)	0.00
	15,000	DUE 01/02/2013 RATE 5.750 YTM 5.737	06/11/08		15,006.60	15,189.30	(182.70)	0.00
						15,189.95	(183.35)	(183.35)
125002300	660,000	ORACLE CORP DTD 04/09/2008 DUE 04/15/2013 RATE 4.950 YTM 4.087	05/16/08	12/19/08	682,255.20	673,094.40	9,160.80	0.00
						671,642.40	10,612.80	10,612.80
125002400	570,000	ORACLE/OZARK HLDG GLOBAL NTS BOOK/ENTRY DD 1/13/06 DUE 01/15/2011 RATE 5.000	05/23/07	05/18/08	584,848.50	564,351.30	20,497.20	1,402.20
						564,351.30	20,497.20	19,095.00
125002500	315,000	SBC COMMUNICATIONS INC DTD 08/18/04	02/08/07	01/29/08	319,299.75	314,748.00	4,551.75	0.00
	45,000	DUE 06/15/2016 RATE 5.825 YTM 5.419	07/12/07		45,614.25	43,634.70	1,979.55	62.10
	180,000		09/17/07		182,457.00	178,428.60	4,028.40	0.00
						178,428.60	4,028.40	4,028.40
125002600	329,000	US TSY INFLATION INDEX NTS CPI U NON-SEASONALLY ADJ DTD 01/15/2004 DUE 01/15/2014 RATE 2.000	02/29/08	11/19/08	359,302.12	404,904.06	(45,601.94)	0.00
						418,004.50	(58,702.38)	(58,702.38)
125002700	947,000	US TSY INFLATION INDEX NTS CPI U NON-SEASONALLY ADJ DTD 01/15/2004 DUE 01/15/2014 RATE 2.000	02/29/08	12/19/08	1,059,549.22	1,165,483.73	(105,934.51)	0.00
						1,194,124.90	(134,575.68)	(134,575.68)
125002800	960,000	U S TREASURY NOTES SER H-2009 DTD 05/15/2004 DUE 05/15/2009 RATE 3.875 YIELD 2.716MTY	08/17/07	01/09/08	974,587.50	954,787.50	19,800.00	1,132.50
						954,787.50	19,800.00	18,667.50
125002900	2,265,000	U S TREASURY NOTES SER H-2009 DTD 05/15/2004 DUE 05/15/2009 RATE 3.875 YIELD 2.122MTY	08/17/07	01/24/08	2,315,874.03	2,252,701.75	63,172.28	2,921.15
						2,252,701.75	63,172.28	60,251.13
125003000	85,000	U S TREASURY NOTES SER M-2011 DTD 08/31/2006 DUE 08/31/2011 RATE 4.625 YIELD 2.347MTY	12/27/07	02/12/08	91,547.66	88,406.64	3,141.02	0.00
						88,295.45	3,252.21	3,252.21

2  
0  
0  
8  
  
Y  
E  
A  
R  
  
E  
N  
D  
  
S  
U  
M  
M  
A  
R  
Y

PR#00009234 00080984

CITI GLOBAL IMPACT FUNDING  
Account Number 692-17601-19 643

On Short-Term Gain (Loss) 2008 continued

Reference number	Quantity	Security Description	Opening Trade Date	Closing Trade Date	Sale Proceeds	Original Cost Adjusted Cost	Original Gain/(Loss) Adjusted Gain/(Loss)	Ordinary Income Capital Gain/(Loss)
125003100	230,000	U S TREASURY NOTES SER M-2011 DTD 08/31/2006 DUE 08/31/2011 RATE 4.625 YIELD 2.825MTY	12/27/07	04/18/08	\$ 244,689.45	\$ 239,217.97 \$ 238,473.20	\$ 5,471.48 \$ 8,216.25	\$ 0.00 \$ 8,216.25
125003200	200,000	U S TREASURY NOTES SER M-2011 DTD 08/31/2006 DUE 08/31/2011 RATE 4.625 YIELD 3.110MTY	12/27/07	05/29/08	209,296.88	208,015.62 207,146.00	1,281.26 2,160.88	0.00 2,160.88
125003300	134,000	U S TREASURY NOTES SER M-2011 DTD 08/31/2006 DUE 08/31/2011 RATE 4.625 YIELD 3.410MTY	12/27/07	06/16/08	138,894.14	139,370.47 138,719.48	(476.33) 174.66	0.00 174.66
125003400	121,000	U S TREASURY NOTES SER M-2011 DTD 08/31/2006 DUE 08/31/2011 RATE 4.625 YIELD 2.747MTY	12/27/07	07/09/08	127,791.67	125,849.45 125,180.55	1,942.22 2,611.12	0.00 2,611.12
125003500	300,000	U S TREASURY NOTES SER M-2011 DTD 08/31/2006 DUE 08/31/2011 RATE 4.625 YIELD 2.464MTY	12/27/07	09/04/08	318,549.78	312,023.44 309,897.00	6,526.34 8,652.78	0.00 8,652.78
125003600	430,000 1,285,000	U S TREASURY NOTES SER M-2011 DTD 08/31/2006 DUE 08/31/2011 RATE 4.625 YIELD 1.275MTY	12/27/07 06/23/08	11/24/08	468,968.75 1,401,453.13	447,233.60 443,153.70 1,335,496.48 1,329,075.60	21,735.15 25,815.05 65,956.65 72,377.83	0.00 25,815.05 0.00 72,377.83
125003700	1,635,000 66,000	U S TREASURY NOTES SER M 2012 DTD 06/30/2007 DUE 06/30/2012 RATE 4.875 YIELD 2.427MTY	08/09/07 09/07/07	02/29/08	1,798,436.07 72,597.49	1,655,437.50 1,653,279.30 68,196.56 67,996.50	142,998.57 145,156.77 4,400.93 4,600.99	0.00 145,156.77 0.00 4,600.99
125003800	150,000	U S TREASURY NOTES SER M 2012 DTD 06/30/2007 DUE 06/30/2012 RATE 4.875 YIELD 2.720MTY	09/07/07	04/17/08	162,744.14	154,992.19 154,414.50	7,751.95 8,329.64	0.00 8,329.64
125003900	484,000 441,000	U S TREASURY NOTES SER M 2012 DTD 06/30/2007 DUE 06/30/2012 RATE 4.875 YIELD 2.962MTY	09/07/07 10/29/07	05/19/08	519,581.55 473,420.40	500,108.13 497,977.92 457,124.07 455,358.96	19,473.42 21,603.63 16,296.33 18,061.44	0.00 21,603.63 0.00 18,061.44

2008 YEAR END SUMMARY

Ref: 00008234 00080965

CITI GLOBAL IMPACT FUNDING  
Account Number 692-17601-19 643

Short Term Gain/(Loss) 2008 - continued

Reference number	Quantity	Security Description	Opening Trade Date	Closing Trade Date	Sale Proceeds	Original Cost Adjusted Cost	Original Gain/(Loss) Adjusted Gain/(Loss)	Ordinary Income Capital Gain/(Loss)
125004000	309,000	U S TREASURY NOTES SER M 2012 DTD 06/30/2007 DUE 06/30/2012 RATE 4.875 YIELD 2.939MTY	10/29/07	08/14/08	\$ 330,749.67	\$ 320,297.81 \$ 318,520.29	\$ 10,451.86 \$ 12,229.38	\$ 0.00 \$ 12,229.38
125004100	491,000	US TSY INFLATION INDEX NTS CPI U NON SEASONALLY ADJ DUE 07/15/2017 RATE 2.625 2.6250% JJ-15 DUE 07/15/2017	11/07/07	10/02/08	538,388.51	524,667.47 551,759.88	13,721.04 (13,371.35)	0.00 (13,371.35)
125004300	710,000	US TSY INFLATION INDEX NTS CPI U NON SEASONALLY ADJ DUE 07/15/2017 RATE 2.625 2.6250% JJ-15 DUE 07/15/2017	04/11/08	12/19/08	774,128.20	819,939.40 836,816.01	(45,811.20) (62,687.81)	0.00 (62,687.81)
125004400	180,000	U S TREASURY NOTES SER E-2017 DTD 08/15/2007 DUE 08/15/2017 RATE 4.750 YIELD 3.598MTY	09/20/07	02/06/08	196,586.72	181,585.62 181,542.60	15,001.10 15,044.12	0.00 15,044.12
125004500	40,000	U S TREASURY NOTES SER E-2017 DTD 08/15/2007	09/20/07	02/08/08	43,482.81	40,352.36 40,342.40	3,130.45 3,140.41	0.00 3,140.41
	70,000	DUE 08/15/2017 RATE 4.750 YIELD 3.658MTY	11/30/07		76,094.92	74,205.47 74,140.50	1,889.45 1,854.42	0.00 1,954.42
125004600	710,000	U S TREASURY NOTES SER E-2017 DTD 08/15/2007 DUE 08/15/2017 RATE 4.750 YIELD 3.468MTY	11/30/07	04/11/08	782,026.17	752,655.47 751,336.20	29,370.70 30,689.97	0.00 30,689.97
125004700	45,000	U S TREASURY NOTES SER E-2017 DTD 08/15/2007 DUE 08/15/2017 RATE 4.750 YIELD 3.966MTY	11/30/07	06/06/08	47,681.21	47,703.52 47,583.80	(12.31) 107.31	0.00 107.31
125004800	190,000	U S TREASURY NOTES SER E-2017 DTD 08/15/2007 DUE 08/15/2017 RATE 4.750 YIELD 4.041MTY	11/30/07	06/26/08	200,197.66	201,414.84 200,862.30	(1,217.18) (864.64)	0.00 (664.64)
125004900	437,000	U S TREASURY NOTES SER E-2017 DTD 08/15/2007	11/30/07	07/10/08	469,141.61	463,254.14 461,900.26	5,887.47 7,241.35	0.00 7,241.35
	63,000	DUE 08/15/2017 RATE 4.750 YIELD 3.786MTY	12/18/07		67,633.73	66,066.33 65,919.42	1,567.40 1,714.31	0.00 1,714.31

2  
0  
0  
8  
  
Y  
E  
A  
R  
  
E  
N  
D  
  
S  
U  
M  
M  
A  
R  
Y

Ref: 00009234 0008C966

CITI GLOBAL IMPACT FUNDING

Account Number 692-17601-19 643

2  
0  
0  
8  
  
Y  
E  
A  
R  
  
E  
N  
D  
  
S  
U  
M  
M  
A  
R  
Y

U S Treasury Notes (Loss) 2008 - continued

Reference number	Quantity	Security Description	Opening Trade Date	Closing Trade Date	Sale Proceeds	Original Cost Adjusted Cost	Original Gain/(Loss) Adjusted Gain/(Loss)	Ordinary Income Capital Gain/(Loss)
125005000	450,000	U S TREASURY NOTES SER E-2017 DTD 08/15/2007	12/18/07	08/13/08	\$ 481,515.75	\$ 471,902.34	\$ 9,613.41	\$ 0.00
	255,000	DUE 08/15/2017 RATE 4.750 YIELD 3.823MTY	12/28/07		272,858.97	267,969.14	4,889.83	0.00
						267,283.35	5,575.62	5,575.62
125005100	595,000	U S TREASURY NOTES SER E-2017 DTD 08/15/2007	12/28/07	12/22/08	717,855.82	625,261.33	92,594.49	0.00
		DUE 08/15/2017 RATE 4.750 YIELD 2.123MTY				622,891.30	95,164.52	95,164.52
125005200	650,000	U S TREASURY NOTES SER G-2012 DTD 09/30/2007	11/30/07	03/26/08	700,171.88	671,099.51	29,072.27	0.00
	950,000	DUE 09/30/2012 RATE 4.250 YIELD 2.433MTY	12/18/07		1,023,328.13	980,058.59	43,269.54	0.00
	1,000,000		12/28/07		1,077,187.50	1,032,343.75	44,843.75	0.00
	1,950,000		01/10/08		2,100,515.62	1,030,880.00	46,307.50	46,307.50
					2,046,890.63	53,624.99	0.00	
					2,042,976.00	57,539.62	57,539.62	
125005300	2,700,000	U S TREASURY NOTES SER AF-2009 DTD 11/30/2007	01/10/08	06/06/08	2,732,378.91	2,721,515.63	10,863.28	0.00
		DUE 11/30/2009 RATE 3.125 YIELD 2.293MTY				2,716,928.00	15,449.91	15,449.91
125005400	495,000	U S TREASURY NOTES SER G-2013 DTD 02/29/2008	03/26/08	05/09/08	490,494.73	499,408.59	(8,913.86)	0.00
		DUE 02/28/2013 RATE 2.750 YIELD 2.954MTY				499,296.60	(8,801.87)	(8,801.87)
125005500	20,000	U S TREASURY NOTES SER G-2013 DTD 02/29/2008	03/26/08	06/12/08	18,273.44	20,178.12	(904.68)	0.00
		DUE 02/28/2013 RATE 2.750 YIELD 3.594MTY				20,170.60	(897.16)	(897.16)
125005600	1,000,000	U S TREASURY NOTES SER G-2013 DTD 02/29/2008	03/26/08	07/10/08	986,559.15	1,008,906.25	(22,347.10)	0.00
		DUE 02/28/2013 RATE 2.750 YIELD 3.063MTY				1,008,400.00	(21,840.85)	(21,840.85)
125005700	285,000	U S TREASURY NOTES SER G-2013 DTD 02/29/2008	03/26/08	07/22/08	277,094.75	287,538.28	(10,443.53)	0.00
		DUE 02/28/2013 RATE 2.750 YIELD 3.405MTY				287,379.75	(10,285.00)	(10,285.00)

Ref: 00009234 00080967

CITI GLOBAL IMPACT FUNDING  
Account Number 692-17601-19 643

2  
0  
0  
8  
  
Y  
E  
A  
R  
  
E  
N  
D  
  
S  
U  
M  
M  
A  
R  
Y

Reference number	Quantity	Security Description	Opening Trade Date	Closing Trade Date	Sale Proceeds	Original Cost Adjusted Cost	Original Gain/(Loss) Adjusted Gain/(Loss)	Ordinary Income Capital Gain/(Loss)
125006800	2,500,000	U S TREASURY NOTES SER G-2013 DTD 02/29/2008 DUE 02/28/2013 RATE 2.750 YIELD 3.077MTY	03/26/08	08/14/08	\$ 2,465,518.97	\$ 2,522,265.64 \$ 2,520,825.00	(\$ 56,748.67) (\$ 55,108.03)	\$ 0.00 (\$ 55,106.03)
125006800	250,000	U S TREASURY NOTES SER G-2013 DTD 02/29/2008 DUE 02/28/2013 RATE 2.750 YIELD 1.097MTY	03/26/08	12/02/08	267,070.31	252,228.56 251,927.50	14,843.75 15,142.81	0.00 15,142.81
125006800	1,000,000	U S TREASURY NOTES SER Y-2010 DTD 05/31/08 DUE 05/31/2010 RATE 2.625 YIELD 2.409MTY	08/06/08	07/10/08	1,003,941.96	1,003,828.12 1,003,650.00	113.84 281.98	0.00 291.96
125006800	300,000	U S TREASURY NOTES SER Y-2010 DTD 05/31/08 DUE 05/31/2010 RATE 2.625 YIELD 1.594MTY	06/06/08	10/02/08	305,038.06	301,148.44 300,963.00	3,889.62 4,075.08	0.00 4,075.06
125006800	1,400,000	U S TREASURY NOTES SER Y-2010 DTD 05/31/08	06/06/08	11/14/08	1,432,971.82	1,405,359.38 1,404,172.00	27,612.44 28,799.82	0.00 28,799.82
	100,000	DUE 05/31/2010 RATE 2.625 YIELD 1.074MTY	06/23/08		102,355.19	99,398.44 99,398.44	2,956.75 2,956.75	121.56 2,835.19
125006800	2,810,000	U S TREASURY NOTES SER Y-2010 DTD 05/31/08 DUE 05/31/2010 RATE 2.625 YIELD .692MTY	06/23/08	12/02/08	2,890,458.20	2,793,096.09 2,793,096.09	97,362.11 87,382.11	3,781.21 93,580.90
125006800	200,000	U S TREASURY NOTES SER Q-2013 DTD 09/30/08 DUE 09/30/2013 RATE 3.125 YIELD 1.318MTY	10/08/08	12/22/08	216,647.77	206,485.05 206,226.00	10,162.72 10,421.77	0.00 10,421.77
125006800	2,810,000	U S TREASURY NOTES SER AE-2010 DTD 11/30/2008 DUE 11/30/2010 RATE 1.250 YIELD .754MTY	12/02/08	12/19/08	2,836,773.40	2,829,318.75 2,828,798.80	7,454.65 7,974.50	0.00 7,974.50
125006800	250,000	U S TREASURY NOTES SER S-2013 DTD 11/30/2008 DUE 11/30/2013 RATE 2.000 YIELD 1.382MTY	12/02/08	12/22/08	257,342.91	254,003.91 253,962.50	3,339.00 3,380.41	0.00 3,380.41

09234 00080968

CITI GLOBAL IMPACT FUNDING  
Account Number 692-17601-19 643

Statement of Short Term Gain/(Loss) 2008 - continued

Reference number	Quantity	Security Description	Opening Trade Date	Closing Trade Date	Sale Proceeds	Original Cost Adjusted Cost	Original Gain/(Loss) Adjusted Gain/(Loss)	Ordinary Income Capital Gain/(Loss)
12500700	295,000	U S TREASURY NOTES SER S-2011 DTD 11/15/08 DUE 11/15/2011 RATE 1.750 YIELD .945MTY	11/24/08	12/17/08	\$ 301,797.84	\$ 297,294.15 \$ 297,244.95	\$ 4,503.69 \$ 4,552.89	\$ 0.00 \$ 4,552.89
12500800	47,000	U S TREASURY NOTES SER S-2011 DTD 11/15/08 DUE 11/15/2011 RATE 1.750 YIELD .896MTY	11/24/08	12/18/08	48,149.14	47,365.51 47,367.20	783.63 791.94	0.00 791.94
12500900	1,373,000	U S TREASURY NOTES SER S-2011 DTD 11/15/08 DUE 11/15/2011 RATE 1.750 YIELD 1.050MTY	11/24/08	12/22/08	1,400,348.13	1,383,677.53 1,383,393.81	16,670.60 16,954.52	0.00 16,954.52
12501000	250,000	UNITED HEALTHCARE NOTES BOOK/ENTRY DD 12/3/03 DUE 01/30/2008 RATE 3.300	03/15/07	01/30/08	250,000.00	246,935.00 245,935.00	4,065.00 4,065.00	4,065.00 0.00
<b>Total</b>					\$ 49,211,782.62	\$ 48,494,641.21 \$ 48,518,462.19	\$ 717,141.41 \$ 693,330.43	\$ 13,485.72 \$ 679,844.71

Statement of Long Term Gain/(Loss) 2008

This section shows your sales of securities during the year. The "Sale Proceeds" column excludes any accrued income you may have received. In addition, although cash in lieu less than \$20 is not included on Form 1099-B (if applicable), it is included in this section. Please note, this material is being prepared for informational purposes only and should not be used for tax preparation without the assistance of your tax advisor. For additional information regarding this section see enclosed brochure.

Reference number	Quantity	Security Description	Opening Trade Date	Closing Trade Date	Sale Proceeds	Original Cost Adjusted Cost	Original Gain/(Loss) Adjusted Gain/(Loss)	Ordinary Income Capital Gain/(Loss)
12500100	460,000	AOL TIME WARNER INC BK/ENTRY-DTD 04/08/2002 DUE 05/01/2012 RATE 6.875 YTM 8.335	08/24/07	12/19/08	\$ 440,634.00	\$ 480,796.60 \$ 475,460.60	(\$ 40,162.60) (\$ 34,826.60)	\$ 0.00 (\$ 34,826.60)
12500200	675,000	FEDERAL HOME LOAN MTG CORP MEDIUM TERM NOTES-BK/ENTRY DTD 08/04/2005 DUE 08/04/2008 RATE 4.500	04/17/06	06/23/08	676,491.75	664,065.00 664,065.00	12,426.75 12,426.75	10,293.75 2,133.00

2  
0  
0  
8  
  
Y  
E  
A  
R  
  
E  
N  
D  
  
S  
U  
M  
M  
A  
R  
Y

Ref: 00009234 00080969

CITI GLOBAL IMPACT FUNDING  
Account Number 692-17601-19 643

Summary of Long Term Gain (Loss) 2008 - continued

Reference number	Quantity	Security Description	Opening Trade Date	Closing Trade Date	Sale Proceeds	Original Cost Adjusted Cost	Original Gain/(Loss) Adjusted Gain/(Loss)	Ordinary Income Capital Gain/(Loss)
125001000	1,000,000	FEDERAL HOME LOAN BANK CONS BONDS-BK/ENTRY D,TD 07/21/2008 DUE 08/19/2011 RATE 5.375	01/09/07	01/10/08	\$ 1,063,826.00	\$ 1,019,766.00 \$ 1,015,820.00	\$ 44,060.00 \$ 48,008.00	\$ 0.00 \$ 48,006.00
125001200	940,000	FEDERAL HOME LOAN MTG CORP GLOBAL DEBS BK/ENTRY D,TD 9/16/1999 DUE 09/15/2009 RATE 6.625	05/30/06	08/14/08	975,979.44	976,764.00 962,802.80	(774.56) 23,176.64	0.00 23,176.64
	60,000	D,TD 9/16/1999 DUE 09/15/2009 RATE 6.625	09/28/06		62,296.56	62,837.40 61,083.00	(540.84) 1,213.58	0.00 1,213.58
125001300	2,000,000	FEDERAL HOME LOAN MTG CORP GLOBAL DEBS-BK/ENTRY D,TD 03/15/2001 DUE 03/15/2011 RATE 5.625	09/20/07	10/02/08	2,116,328.00	2,070,140.00 2,050,420.00	46,188.00 65,908.00	0.00 65,908.00
125001400	580,000	GENERAL ELEC CAP COR DTD 02/21/2001 MATY 02/22/2011 DUE 02/22/2011 RATE 6.125	03/27/07	05/21/08	611,105.40	602,237.20 596,037.00	8,868.20 15,088.40	0.00 15,068.40
	73,000	MATY 02/22/2011 DUE 02/22/2011 RATE 6.125	05/16/07		76,914.99	75,298.04 74,716.23	1,616.95 2,198.78	0.00 2,188.76
125001500	310,000	GOLDMAN SACHS GROUP INC BONDS DTD 1/16/01 DUE 01/15/2011 RATE 6.875 YTM 6.598	09/12/06	12/19/08	311,608.90	327,059.30 318,596.30	(15,450.40) (8,987.40)	0.00 (6,987.40)
125001600	20,000	GOLDMAN SACHS GROUP INC GLOBAL BOOK/ENTRY DTD 1/13/04 DUE 01/15/2009 RATE 3.875	11/08/04	12/19/08	19,960.80	19,990.80 19,990.80	(30.00) (30.00)	0.00 (30.00)
125001700	20,000	HOUSEHOLD FINANCE CO DTD 10/23/01 DUE 10/15/2011 RATE 6.375 YTM 6.257	11/08/04	12/19/08	20,057.60	22,166.60 20,959.00	(2,109.00) (901.40)	0.00 (901.40)
	50,000	DUE 10/15/2011 RATE 6.375 YTM 6.257	01/10/05		50,144.00	54,956.00 52,246.00	(4,812.00) (2,102.00)	0.00 (2,102.00)
	55,000		04/12/05		55,158.40	59,400.00 57,067.45	(4,241.60) (1,909.05)	0.00 (1,909.05)
	170,000		03/15/06		170,489.60	177,656.80 174,136.10	(7,167.20) (3,646.50)	0.00 (3,646.50)
	65,000		10/02/06		65,187.20	68,278.60 66,929.85	(3,091.40) (1,742.85)	0.00 (1,742.85)
	80,000		01/22/07		80,230.40	83,550.40 82,212.60	(3,320.00) (1,982.40)	0.00 (1,982.40)

2  
0  
0  
8  
  
Y  
E  
A  
R  
  
E  
N  
D  
  
S  
U  
M  
M  
A  
R  
Y

Ref: 00009234 00080370

CITI GLOBAL IMPACT FUNDING  
Account Number 692-17601-19 643

Details of Long-Term Gain/(Loss) 2008 - continued

Reference number	Quantity	Security Description	Opening Trade Date	Closing Trade Date	Sale Proceeds	Original Cost Adjusted Cost	Original Gain/(Loss) Adjusted Gain/(Loss)	Ordinary Income Capital Gain/(Loss)
	45,000		04/12/07		\$ 45,129.60	\$ 46,768.05	(\$ 1,638.45)	\$ 0.00
	42,000		10/11/07		42,120.96	\$ 46,148.85	(\$ 1,019.25)	(\$ 1,019.25)
						43,288.98	(1,168.02)	0.00
						42,929.88	(808.92)	(808.92)
125001800	65,000	HOUSEHOLD FIN CORP GLOBAL NOTE BOOK/ENTRY	02/15/05	12/15/08	65,000.00	65,088.40	(88.40)	0.00
	25,000	DD 12/10/03	05/06/05		25,000.00	65,000.00	0.00	0.00
	20,000	DUE 12/15/2008 RATE 4.125	11/14/05		20,000.00	24,743.50	256.50	256.50
	110,000		02/22/06		110,000.00	24,743.50	256.50	0.00
						19,491.40	508.60	508.60
						19,491.40	508.80	0.00
						106,976.10	3,023.90	3,023.90
						108,976.10	3,023.90	0.00
125001900	350,000	INTL LEASE FIN CORP NOTES BOOK/ENTRY DD 6/13/06	07/18/06	09/16/08	224,000.00	347,679.50	(123,679.50)	0.00
	130,000	DUE 08/15/2011 RATE 5.750	04/04/07		83,200.00	347,679.50	(123,679.50)	(123,679.50)
		YTM 24.545				132,899.00	(49,699.00)	0.00
						131,863.00	(48,783.00)	(48,763.00)
125002000	5,000	JP MORGAN CHASE & CO DTD 11/25/2002	10/22/04	12/19/08	5,002.20	5,366.80	(364.60)	0.00
	5,000	DUE 01/02/2013 RATE 5.750	11/02/04		5,002.20	5,187.70	(195.50)	(195.50)
		YTM 5.737				5,347.10	(344.90)	0.00
	70,000		01/10/05		70,030.80	5,187.70	(185.50)	(185.50)
	15,000		02/10/05		15,006.60	73,965.50	(3,934.70)	0.00
	50,000		03/07/05		50,022.00	72,190.30	(2,159.50)	(2,159.50)
	160,000		02/27/06		160,070.40	16,123.50	(1,116.90)	0.00
	45,000		05/22/06		45,019.80	15,623.85	(617.25)	(617.25)
	25,000		07/27/06		25,011.00	53,080.00	(3,058.00)	0.00
	105,000		03/15/07		105,046.20	51,729.00	(1,707.00)	(1,707.00)
	176,000		05/16/07		176,077.44	164,308.80	(4,238.40)	0.00
	50,000		08/28/07		50,022.00	162,724.80	(2,654.40)	(2,654.40)
						45,119.25	(99.45)	0.00
						45,078.75	(58.95)	(58.95)
						24,974.75	36.25	0.00
						24,974.75	36.25	36.25
						107,911.65	(2,865.45)	0.00
						107,118.90	(2,072.70)	(2,072.70)
						180,021.60	(3,944.16)	0.00
						179,002.56	(2,925.12)	(2,925.12)
						50,333.00	(311.00)	0.00
						50,282.00	(240.00)	(240.00)

2008 YEAR END SUMMARY



Ref: 0000234 00080971

CITI GLOBAL IMPACT FUNDING  
Account Number 692-17601-19 643

Long Term Gain (Loss) 2008 - continued

Reference number	Quantity	Security Description	Opening Trade Date	Closing Trade Date	Sale Proceeds	Original Cost Adjusted Cost	Original Gain/(Loss) Adjusted Gain/(Loss)	Ordinary Income Capital Gain/(Loss)
125002100	535,000	LEHMAN BROTHERS HOLD DTD 12/21/2005 DUE 01/14/2011 RATE 5.000 5.0000% DUE 01/14/2011	11/17/06	12/19/08	\$ 52,162.50	\$ 531,255.00 \$ 531,255.00	(\$ 479,092.50) (\$ 479,092.50)	\$ 0.00 (\$ 479,092.50)
125002200	125,000	NATIONAL RURAL UTILS DTD 08/29/2002 DUE 08/28/2009 RATE 5.750 YTM 3.786	10/06/06	12/19/08	126,620.00	126,993.75 126,487.50	(373.75) 1,132.50	0.00 1,132.50
125004300	354,000	US TSY INFLATION INDEX NTS CPI U NON SEASONALLY ADJ DUE 07/15/2017 RATE 2.625 2.6250% JJ-15 DUE 07/15/2017	11/07/07	11/21/08	345,655.76	378,273.50 395,676.89	(32,617.74) (49,821.13)	0.00 (49,921.13)
	176,000		11/19/07		171,851.50	190,611.37 198,912.63	(18,759.87) (27,061.13)	0.00 (27,061.13)
125004300	334,000	US TSY INFLATION INDEX NTS CPI U NON SEASONALLY ADJ DUE 07/15/2017 RATE 2.625 2.6250% JJ-15 DUE 07/15/2017	11/19/07	12/18/08	364,167.35	361,728.39 374,894.51	2,438.96 (10,727.16)	0.00 (10,727.16)
125007000	50,000	UNITED HEALTHCARE NOTES BOOK/ENTRY	01/05/05	01/30/08	50,000.00	49,146.50 49,146.50	854.50 854.50	854.50 0.00
	35,000	DD 12/3/03 DUE 01/30/2008 RATE 3.300	07/13/05		35,000.00	34,187.65 34,187.65	812.35 812.35	812.35 0.00
<b>Total</b>					<b>\$ 9,262,831.35</b>	<b>\$ 9,950,634.78</b> <b>\$ 8,896,025.15</b>	<b>(\$ 688,003.43)</b> <b>(\$ 633,383.80)</b>	<b>\$ 15,749.60</b> <b>(\$ 649,143.40)</b>

Accrued Income 2008

This section shows your accrued income paid or received as a result of purchases and sales

Reference number	Transaction Description	Trade Date	Interest Paid	Interest Received
120000100	AOL TIME WARNER INC BK/ENTRY-DTD 04/08/2002 DUE 05/01/2012 RATE 6.875	02/12/08	\$ 1,688.19	
120000200	AOL TIME WARNER INC BK/ENTRY-DTD 04/08/2002 DUE 05/01/2012 RATE 6.875	07/09/08	1,617.15	

2  
0  
0  
8  
  
Y  
E  
A  
R  
  
E  
N  
D  
  
S  
U  
M  
M  
A  
R  
Y

Ref: 00009238 00081027

CITI GLOBAL IMPACT FUNDING  
Account Number 692-70195-10 643

2  
0  
0  
8  
  
Y  
E  
A  
R  
  
E  
N  
D  
  
S  
U  
M  
M  
A  
R  
Y

**Details of Short Term Gain (Loss) 2008**

This section shows your sales of securities during the year. The "Sale Proceeds" column excludes any accrued income you may have received. In addition, although cash in lieu less than \$20 is not included on Form 1099-B (if applicable), it is included in this section. Please note, this material is being prepared for informational purposes only and should not be used for tax preparation without the assistance of your tax advisor.

Reference Number	Quantity	Security Description	Opening Trade Date	Closing Trade Date	Sale Proceeds	Cost	(Loss)	Gain
12500100	630	AEGON N V-ADR AMER REG-ADR	08/08/07	03/26/08	\$ 9,128.53	\$ 11,823.08	(\$ 2,694.55)	
12500200	360	AEGON N V-ADR AMER REG-ADR	08/08/07	03/28/08	5,324.70	6,756.05	(1,431.35)	
	1,740		09/28/07		25,736.05	33,078.53	(7,340.48)	
12500400	130	AKZO NOBEL N V.ADR-EUR	09/28/07	03/28/08	10,451.87	10,608.00	(156.13)	
12500500	170	AKZO NOBEL N V.ADR-EUR	09/28/07	04/18/08	15,197.91	13,872.00		1,325.91
12500700	1,430	ALLIANZ SE ADR	09/28/07	03/28/08	28,114.92	33,167.42	(5,052.50)	
	180		10/19/07		3,538.94	4,018.30	(479.36)	
12500900	660	ALLIED IRISH BKS SPON ADR	09/28/07	03/28/08	27,557.99	31,778.14	(4,220.15)	
12501000	230	ALLIED IRISH BKS SPON ADR	09/28/07	09/25/08	3,929.53	11,074.20	(7,144.67)	
	540		10/19/07		9,225.85	25,939.28	(16,713.43)	
	500		10/24/07		8,542.45	24,199.35	(15,656.90)	
	1,130		11/02/07		19,305.94	53,599.97	(34,294.03)	
	660		11/06/07		11,276.04	30,138.17	(18,862.13)	
	320		12/18/07		5,467.17	14,128.37	(8,659.20)	
	350		03/12/08		5,979.71	14,984.17	(8,004.46)	
12501100	350	ASAHI KAISEI CORP ADR	09/28/07	03/26/08	18,698.13	28,227.50	(9,529.37)	
12501200	220	ASAHI KAISEI CORP ADR	09/28/07	03/28/08	11,681.87	17,743.00	(6,061.13)	
	220		10/19/07		11,681.87	17,701.18	(6,019.31)	
12501300	180	ASTRAZENECA PLC SPON ADR	03/06/07	03/05/08	6,704.31	9,825.30	(3,120.99)	
	60		03/15/07		2,234.77	3,321.33	(1,086.56)	
	245		07/26/07		9,125.32	12,968.36	(3,843.04)	
	780		09/28/07		29,052.03	38,621.39	(9,569.36)	
	480		10/19/07		17,878.17	24,198.72	(6,320.55)	
	480		10/24/07		17,878.17	23,414.40	(5,536.23)	
	1,270		11/02/07		47,302.66	61,175.90	(13,873.24)	
	600		11/06/07		22,347.71	28,398.00	(6,050.29)	
	290		12/18/07		10,801.40	13,030.45	(2,229.05)	
	510		12/28/07		18,995.56	22,022.77	(3,027.21)	
12501400	120	AXA S.A.SPONS ADR	09/28/07	03/26/08	4,223.81	5,350.61	(1,126.80)	
12501500	520	AXA S A SPONS ADR	09/28/07	03/28/08	18,869.55	23,185.97	(4,316.42)	
	530		10/19/07		19,232.43	22,726.14	(3,493.71)	
12501600	60	AXA S.A.SPONS ADR	10/19/07	04/18/08	2,354.11	2,572.77	(218.66)	
	250		10/24/07		9,808.79	10,671.05	(862.26)	

Ref: 00009238 00081028

CITI GLOBAL IMPACT FUNDING  
Account Number 692-70195-10 643

of Short-Term Gain (Loss) 2008 - continued

Reference number	Quantity	Security Description	Opening Trade Date	Closing Trade Date	Sale Proceeds	Cost	(Loss)	Gain
125001900	195	BASF SE COMMON STOCK	09/28/07	03/28/08	\$ 25,965.36	\$ 26,654.12	(\$ 688.76)	
125002100	60	BP PLC SPONS ADR	09/28/07	03/28/08	3,595.30	4,132.80	(537.50)	
125002200	95	BNP PARIBAS SPON ADR	08/10/07	03/26/08	4,688.80	5,142.26	(453.46)	
	195		09/28/07		9,624.36	10,636.08	(1,011.72)	
125002300	390	BNP PARIBAS SPON ADR	09/28/07	03/28/08	19,598.99	21,272.16	(1,673.17)	
	270		10/19/07		13,568.54	14,526.03	(957.49)	
125002400	140	BNP PARIBAS SPON ADR	10/19/07	10/16/08	5,050.51	7,532.01	(2,481.50)	
	480		10/24/07		17,316.05	25,412.88	(8,096.83)	
	200		11/02/07		7,215.02	10,280.00	(3,064.98)	
125002500	405	BNP PARIBAS SPON ADR	11/02/07	10/31/08	13,637.69	20,817.00	(7,179.31)	
125002600	690	BT GROUP PLC ADR-USD	02/25/08	03/26/08	29,365.52	32,300.35	(2,934.83)	
125002700	650	BT GROUP PLC ADR-USD	02/25/08	03/28/08	27,695.61	30,427.86	(2,732.25)	
125002800	940	BANCO SANTANDER S.A.	09/28/07	03/28/08	18,614.14	18,132.60		481.54
125003000	580	BANCO SANTANDER S.A.	09/28/07	04/18/08	12,594.21	11,188.20		1,406.01
125003100	9,970	BANCO SANTANDER S.A. SALE OF RTS ON 9970.0000 SHS	12/04/08	12/04/08	1,834.52	.01		1,834.51
125003200	198	BRASIL TELECOM PARTICIPACO SA SPONSORED ADR	04/03/08	07/30/08	19,064.51	15,178.03		3,886.48
125003400	430	CANON INC ADR	01/11/08	03/26/08	19,987.69	18,947.69		1,040.00
125003500	690	CANON INC ADR	01/11/08	03/28/08	32,112.65	30,404.44		1,708.21
125003600	200	CANON INC ADR	01/11/08	04/18/08	10,072.46	8,812.88		1,259.58
125003700	2,755	CANON INC ADR	01/11/08	04/23/08	135,297.29	121,397.42		13,899.87
125003800	340	CHINA PETROLEUM&CHEM ADR	11/05/07	03/26/08	29,202.81	47,952.75	(18,749.94)	
125003900	200	CHINA PETROLEUM&CHEM ADR	11/05/07	03/28/08	17,398.05	28,207.50	(10,809.45)	
	50		11/06/07		4,349.51	7,108.78	(2,759.27)	
125004000	20	CHINA PETROLEUM&CHEM ADR	11/06/07	04/18/08	1,850.19	2,843.51	(993.32)	
	50		11/15/07		4,625.47	7,110.91	(2,485.44)	
125004300	635	COCA-COLA FEMSA S.A.B DE	09/28/07	04/03/08	34,962.58	26,756.74		8,205.84
	390	C.V.SPONS ADR	10/19/07		21,473.08	17,361.44		4,111.64
	141		10/24/07		7,763.36	6,292.05		1,471.31
125004400	120	COCA-COLA FEMSA S.A.B DE C.V.SPONS ADR	10/24/07	04/18/08	6,536.14	5,354.94		1,181.20
125004800	219	COCA-COLA FEMSA S.A.B DE	10/24/07	08/22/08	12,984.32	9,772.77		3,211.55
	236	C.V.SPONS ADR	11/02/07		13,992.24	10,704.96		3,287.28

2  
0  
0  
8  
  
Y  
E  
A  
R  
  
E  
N  
D  
  
S  
U  
M  
M  
A  
R  
Y

Ref: 00009238 00081029

CITI GLOBAL IMPACT FUNDING  
Account Number 692-70195-10 643

of Short-Term Gain/(Loss) 2008 - continued

Reference number	Quantity	Security Description	Opening Trade Date	Closing Trade Date	Sale Proceeds	Cost	(Loss)	Gain
125004800	1,000	COMMERZBANK A G SPONSORED ADR	11/30/07	03/26/08	\$ 30,047.86	\$ 39,975.30	(\$ 9,927.44)	
125004700	900	COMMERZBANK A G SPONSORED ADR	11/30/07	03/28/08	28,213.96	35,977.77	(7,763.81)	
125004900	420	COMMERZBANK A G SPONSORED ADR	11/30/07	04/18/08	15,350.91	16,789.63	(1,438.72)	
125006000	385	DBS GROUP HLDG LTD SP ADR	09/28/07	03/28/08	20,347.03	22,561.00	(2,213.97)	
	105		10/19/07		5,549.19	6,159.95	(610.76)	
125006100	110	DBS GROUP HLDG LTD SP ADR	10/19/07	04/18/08	6,341.48	6,453.28	(111.82)	
125006200	1,340	DEUTSCHE LUFTHANSA AG SPONS ADR	03/25/08	03/26/08	35,791.00	34,947.60		843.40
125006300	1,300	DEUTSCHE LUFTHANSA AG SPONS ADR	03/25/08	03/28/08	34,709.61	33,904.39		805.22
125006600	150	ENI SPA SPONSORED ADR	09/28/07	03/28/08	10,132.63	11,067.24	(934.61)	
125006800	60	ENI SPA SPONSORED ADR	09/28/07	04/18/08	12,054.35	11,805.06		249.29
125006700	240	E.ON AG SPONS ADR	10/19/07	03/25/08	14,795.76	14,951.57	(155.81)	
	250		10/24/07		15,412.25	15,762.50	(350.25)	
	480		11/02/07		29,591.53	30,960.00	(1,368.47)	
	230		11/06/07		14,179.27	14,881.00	(701.73)	
	240		03/12/08		14,795.79	15,288.00	(492.21)	
125006800	130	GLAXOSMITHKLINE PLC SP ADR	09/28/07	03/26/08	5,470.48	6,856.20	(1,385.74)	
125006900	390	GLAXOSMITHKLINE PLC SP ADR	09/28/07	03/28/08	16,516.67	20,568.60	(4,051.93)	
	160		10/19/07		6,778.07	8,179.78	(1,403.71)	
125006100	700	HANNOVER REINS CORP-EUR ADR	09/28/07	03/28/08	18,122.52	17,605.00		517.52
125006200	2,020	HOYA CORP SPONSORED ADR USD	09/28/07	03/26/08	48,008.61	68,912.50	(20,903.89)	
125006300	210	HOYA CORP SPONSORED ADR USD	09/28/07	03/28/08	5,071.44	7,164.17	(2,092.73)	
	480		10/19/07		11,591.87	17,003.38	(5,411.51)	
	190		10/24/07		4,588.45	6,754.50	(2,166.05)	
125006400	430	HOYA CORP SPONSORED ADR USD	10/24/07	04/18/08	11,848.32	15,286.50	(3,438.18)	
	150		11/02/07		4,133.14	5,607.00	(1,473.86)	
125006500	560	HOYA CORP SPONSORED ADR USD	11/06/07	11/05/08	9,686.26	20,417.60	(10,731.34)	
	875		12/18/07		15,134.79	27,116.25	(11,981.46)	
	475		12/28/07		8,216.03	15,128.75	(6,912.72)	
	700		03/12/08		12,107.83	16,799.72	(4,691.89)	

2  
0  
0  
8  
  
Y  
E  
A  
R  
  
E  
N  
D  
  
S  
U  
M  
M  
A  
R  
Y

Ref: 00009238 00081030

CITI GLOBAL IMPACT FUNDING  
Account Number 692-70195-10 643

Details of Short-Term Gain (Loss) 2008 - continued

Reference number	Quantity	Security Description	Opening Trade Date	Closing Trade Date	Sale Proceeds	Cost	(Loss)	Gain
125006600	620	HUTCHISON WHAMPOA LTD-ADR	06/19/07	03/26/08	\$ 28,947.36	\$ 31,053.01	(\$ 2,105.65)	
125006700	255	HUTCHISON WHAMPOA LTD-ADR	06/19/07	03/28/08	12,102.17	12,771.80	(669.63)	
	445		09/28/07		21,119.46	23,941.00	(2,821.54)	
125006800	720	INFOSYS TECHNOLOGIE SP ADR	12/10/07	03/26/08	26,639.12	32,836.75	(6,197.63)	
125006900	480	INFOSYS TECHNOLOGIE SP ADR	12/10/07	03/28/08	17,347.00	21,891.17	(4,544.17)	
125007000	340	INFOSYS TECHNOLOGIE SP ADR	12/10/07	04/18/08	14,589.31	15,508.25	(918.94)	
125007100	390	ING GROEP NV SPONS ADR	09/28/07	03/26/08	14,113.04	17,194.44	(3,081.40)	
125007200	100	ING GROEP NV SPONS ADR	09/28/07	03/28/08	3,686.14	4,408.83	(722.69)	
	430		10/19/07		15,850.40	19,276.30	(3,425.90)	
	230		10/24/07		8,478.12	10,177.50	(1,699.38)	
125007300	210	ING GROEP NV SPONS ADR	10/24/07	04/18/08	8,464.86	9,292.50	(827.64)	
	10		11/02/07		403.09	431.60	(28.51)	
125007400	11,005	KINGFISHER PLC	05/08/08	12/10/08	43,502.52	62,754.91	(19,252.39)	
	11,250	SPONSORED ADR NEW	05/28/08		44,471.00	62,950.50	(18,479.50)	
125007500	250	LAFARGE SPONS ADR NEW	09/28/07	03/28/08	10,674.88	9,632.38		1,042.50
		LAFARGE COPPEE						
125007700	40	LAFARGE SPONS ADR NEW	09/28/07	04/18/08	1,789.98	1,541.18		248.80
		LAFARGE COPPEE						
125007800	490	MACQUARIE GROUP SPONS ADR	09/28/07	03/26/08	23,809.42	36,701.00	(12,891.58)	
	40		10/19/07		1,943.63	2,985.95	(1,042.32)	
125007900	80	MACQUARIE GROUP SPONS ADR	10/19/07	04/18/08	4,567.97	5,971.91	(1,403.94)	
	150		10/24/07		8,564.95	10,911.18	(2,346.23)	
	100		11/02/07		5,709.97	8,080.00	(2,370.03)	
125008000	745	MITSUBISHI CORP	09/28/07	03/26/08	42,934.25	47,344.75	(4,410.50)	
	380	SPONS ADR	10/19/07		21,899.35	24,191.56	(2,292.21)	
	530		10/24/07		30,543.83	33,607.25	(3,063.42)	
	265		11/02/07		16,271.91	16,679.10	(407.19)	
125008100	350	MITSUBISHI CORP	11/02/07	03/28/08	20,887.67	22,029.00	(1,141.33)	
		SPONS ADR						
125008200	205	MITSUBISHI CORP	11/02/07	04/18/08	13,794.15	12,902.70		891.45
	45	SPONS ADR	11/06/07		3,027.98	2,686.50		341.48
125008300	2,015	NIPPON TEL & TEL SPON ADR	07/19/07	03/26/08	44,467.73	45,046.94	(579.21)	
	255		09/28/07		5,627.43	5,952.24	(324.81)	
125008400	810	NIPPON TEL & TEL SPON ADR	09/28/07	03/28/08	17,633.66	18,907.10	(1,273.44)	
	490		10/19/07		10,667.28	10,993.58	(326.31)	
125008500	380	NIPPON TEL & TEL SPON ADR	11/02/07	10/30/08	7,942.91	8,560.26	(617.35)	

2  
0  
0  
8  
  
Y  
E  
A  
R  
  
E  
N  
D  
  
S  
U  
M  
M  
A  
R  
Y

ENVELOPE NOV 13 2009 POSTMARK DATE

Ref: 00009239 00081031

CITI GLOBAL IMPACT FUNDING  
Account Number 692-70195-10 643

of Short-Term Gain (Loss) 2008 - continued

Reference number	Quantity	Security Description	Opening Trade Date	Closing Trade Date	Sale Proceeds	Cost	(Loss)	Gain
12500800	545	NIPPON TEL & TEL SPON ADR	11/02/07	10/31/08	\$ 10,925.33	\$ 12,277.21	(1,351.88)	
12500800	230	NORSK HYDRO A S SPONS ADR	09/28/07	03/28/08	3,105.01	9,893.91	(6,788.90)	
12500800	505	NORSK HYDRO A S SPONS ADR	09/28/07	03/28/08	7,019.42	21,723.59	(14,704.17)	
	345		10/19/07		4,795.45	5,226.44	(430.99)	
12500800	15	NORSK HYDRO A S SPONS ADR	10/19/07	04/18/08	213.75	227.24	(13.49)	
	65		10/24/07		926.24	965.25	(39.01)	
12500800	90	ORIX CORP SPONS ADR	09/28/07	03/26/08	6,444.67	10,296.38	(3,851.71)	
12500800	65	ORIX CORP SPONS ADR	09/28/07	03/28/08	4,514.39	7,436.27	(2,921.88)	
	155		10/19/07		10,765.08	16,638.74	(5,873.66)	
125008200	35	ORIX CORP SPONS ADR	10/19/07	04/18/08	3,012.92	3,757.13	(744.21)	
	150		10/24/07		12,912.50	15,287.27	(2,374.77)	
	35		11/02/07		3,012.91	3,359.59	(346.68)	
125008300	270	ORIX CORP SPONS ADR	11/02/07	05/09/08	22,980.57	25,916.81	(2,936.24)	
125008400	125	ORIX CORP SPONS ADR	11/02/07	07/03/08	8,415.13	11,998.53	(3,583.40)	
	120		11/06/07		8,078.52	11,802.00	(3,723.48)	
	190		12/18/07		12,790.99	16,954.21	(4,163.22)	
	200		12/28/07		13,464.21	17,233.74	(3,769.53)	
125008500	180	PETROBRAS	08/28/07	03/26/08	18,578.82	10,427.58		8,151.04
125008600	170	PETROBRAS	08/28/07	03/28/08	17,148.57	9,848.27		7,300.30
	30		09/28/07		3,026.22	2,277.00		749.22
125008700	95	PETROBRAS	09/28/07	04/18/08	11,906.31	7,210.50		4,695.81
	105		10/19/07		13,159.60	8,809.28		4,350.32
125008800	150	PETROBRAS	10/19/07	06/20/08	9,906.89	6,292.34		3,614.55
	300		10/24/07		19,813.78	12,404.90		7,408.88
	317		11/02/07		20,936.65	14,599.79		6,336.76
125008900	63	PETROBRAS	11/02/07	07/23/08	3,581.73	2,901.53		680.20
	220		11/06/07		12,507.63	10,223.11		2,284.52
	380		12/18/07		21,604.09	19,701.71		1,902.38
	200		03/12/08		11,370.58	11,384.73	(14.15)	
125010100	660	PRUDENTIAL PLC ADR	09/28/07	03/28/08	17,635.79	20,209.20	(2,573.41)	
125010200	190	PRUDENTIAL PLC ADR	09/28/07	04/18/08	5,347.54	5,817.80	(470.26)	
	90		10/19/07		2,533.04	2,722.95	(189.91)	
125010300	190	RWE AG SPONS ADR -USD	08/08/07	03/26/08	22,856.97	21,041.36		1,815.61
	10		09/28/07		1,203.00	1,246.03	(43.03)	

2  
0  
0  
8  
  
Y  
E  
A  
R  
  
E  
N  
D  
  
S  
U  
M  
M  
A  
R  
Y

Ref: 00009238 00081032

CITI GLOBAL IMPACT FUNDING  
Account Number 692-70195-10 643

Details for Short-Term Gain (Loss) 2008 - continued

Reference number	Quantity	Security Description	Opening Trade Date	Closing Trade Date	Sale Proceeds	Cost	(Loss)	Gain
125010400	120	RWE AG SPONS ADR -USD	09/28/07	03/28/08	\$ 14,663.84	\$ 14,952.40	(\$ 288.56)	
	80		10/19/07		7,331.92	7,917.84	(585.92)	
	70		10/24/07		8,553.90	9,268.00	(714.10)	
125010600	.0198	REED ELSEVIER NV	03/06/07	01/07/08	74	78	(.04)	
	.009	MERGER 01/07/08 758204101001	03/15/07		.34	.35	(.01)	
	.0698		09/28/07		2.62	3.04	(.42)	
	.0532		10/19/07		1.99	2.27	(.28)	
	.0432		10/24/07		1.62	1.86	(.24)	
	.0901		11/02/07		3.38	3.99	(.61)	
	.0559		11/06/07		2.11	2.41	(.30)	
125010800	543.2378	REED ELSEVIER NV	09/28/07	03/28/08	20,779.10	23,669.57	(2,890.47)	
125010900	540	REXAM PLC SPONS ADR	09/28/07	03/28/08	23,139.28	30,439.80	(7,300.52)	
	180	-NEW-	10/19/07		7,713.10	9,826.18	(2,113.08)	
125010900	250	REXAM PLC SPONS ADR	10/19/07	03/28/08	10,552.38	13,647.48	(3,095.10)	
	330	-NEW-	10/24/07		13,929.15	18,306.98	(4,377.83)	
	20		11/02/07		844.19	1,103.72	(259.53)	
125011000	70	RICOH CO LTD ADR-NEW	09/28/07	03/26/08	5,674.71	7,490.00	(1,815.29)	
125011100	185	RICOH CO LTD ADR-NEW	09/28/07	03/28/08	15,669.48	19,795.00	(4,125.52)	
	115		10/19/07		9,740.48	12,090.69	(2,350.21)	
125011200	320	SANOFI-AVENTIS SPONS ADR	09/28/07	03/26/08	11,685.61	13,452.29	(1,766.68)	
125011300	765	SANOFI-AVENTIS SPONS ADR	09/28/07	03/28/08	28,383.33	32,159.37	(3,776.04)	
	135		10/19/07		5,008.82	5,711.67	(702.85)	
125011400	70	SIGNET GROUP PLC, SPONS ADR (NEW)	09/28/07	03/28/08	824.95	1,200.44	(375.49)	
125011500	520	SIGNET GROUP PLC, SPONS ADR (NEW)	09/28/07	04/18/08	6,791.16	8,917.59	(2,126.43)	
	200		10/19/07		2,611.98	3,782.56	(1,170.58)	
	110		10/24/07		1,436.59	2,130.70	(694.11)	
125011600	930	STATOILHYDRO ASA SPONS ADR	10/16/07	03/26/08	27,475.80	31,489.85	(4,014.05)	
125011700	583	STATOILHYDRO ASA SPONS ADR	10/16/07	03/28/08	17,329.48	19,740.41	(2,410.93)	
	67		10/19/07		1,991.55	2,232.35	(240.80)	
125011800	300	STATOILHYDRO ASA SPONS ADR	10/19/07	04/18/08	10,131.66	9,995.58		136.08
125012000	820	TNT N V SPONSORED ADR-USD	09/28/07	03/28/08	29,758.87	34,240.98	(4,482.11)	
125012200	1,240	TALISMAN ENERGY INC	09/28/07	03/28/08	21,962.01	24,375.05	(2,413.04)	

2  
0  
8  
Y  
E  
A  
R  
E  
N  
D  
S  
U  
M  
M  
A  
R  
Y

Ref: 00009238 00081033

CITI GLOBAL IMPACT FUNDING  
Account Number 692-70195-10 643

Statement of Short-Term Gain/(Loss) 2008 - continued

Reference number	Quantity	Security Description	Opening Trade Date	Closing Trade Date	Sale Proceeds	Cost	(Loss)	Gain
125012300	340	TALISMAN ENERGY INC	09/28/07	04/18/08	\$ 7,071.42	\$ 6,683.48		\$ 387.94
	590		10/19/07		12,270.98	12,084.56		186.42
125012400	130	TECHTRONIC INDUSTRIES CO INC SPONSORED ADR (HKD)	09/28/07	03/26/08	571.99	754.00	(182.01)	
125012500	3,025	TECHTRONIC INDUSTRIES CO	09/28/07	04/29/08	13,612.42	17,545.00	(3,932.58)	
	1,700	INC SPONSORED ADR (HKD)	10/19/07		7,649.96	9,898.93	(2,248.97)	
	2,190		10/24/07		9,854.94	12,592.50	(2,737.56)	
	5,320		11/02/07		23,939.86	28,462.00	(4,522.14)	
	550		11/08/07		2,474.99	2,832.50	(357.51)	
125012600	2,300	TECHTRONIC INDUSTRIES CO	11/06/07	04/30/08	10,423.77	11,845.00	(1,421.23)	
	4,035	INC SPONSORED ADR (HKD)	12/18/07		18,286.91	18,715.14	(428.23)	
125012700	1,250	TELE NORTE LESTE PARTICIPACOES *TLPP,-BRL SPONSORED ADR REPSTG PFD	10/19/07	03/26/08	31,880.02	27,180.12		4,699.90
125012800	700	TELE NORTE LESTE PARTICIPACOES *TLPP,-BRL SPONSORED ADR REPSTG PFD	10/19/07	03/28/08	18,313.96	15,220.87		3,093.09
125012800	180	TELE NORTE LESTE	10/19/07	06/17/08	4,785.84	3,913.94		841.90
	380	PARTICIPACOES *TLPP,-BRL	10/24/07		10,040.11	8,496.80		1,543.31
	1,020	SPONSORED ADR REPSTG PFD	11/02/07		26,949.78	22,062.60		4,887.18
	390		11/06/07		10,304.33	8,599.31		1,705.02
	535		12/18/07		14,135.42	10,266.60		3,868.82
	285		12/28/07		7,530.09	5,615.13		1,914.96
125013000	250	TELENOR ASA ADR REPSTG	04/25/07	03/26/08	13,878.59	14,035.92	(157.33)	
125013100	475	TELENOR ASA	04/25/07	03/28/08	27,022.50	26,668.26		354.24
	395	ADR REPSTG	07/11/07		22,471.34	22,703.02	(231.68)	
	110		09/28/07		6,257.84	6,600.00	(342.16)	
125013200	200	TELENOR ASA ADR REPSTG	09/28/07	04/18/08	11,849.93	12,000.00	(150.07)	
125013300	160	TEVA PHARMACEUTICAL INDS	03/06/07	01/09/08	7,971.97	5,745.25		2,226.72
	70	LTD ADR	03/15/07		3,487.74	2,540.55		947.19
	885		09/28/07		44,094.98	39,189.04		4,905.94
	530		10/19/07		26,407.16	23,733.61		2,673.55
	345		10/24/07		17,189.58	15,442.20		1,747.38
125013400	175	TEVA PHARMACEUTICAL INDS	10/24/07	01/29/08	7,809.85	7,833.00	(23.15)	
	1,180	LTD ADR	11/02/07		52,660.69	51,856.63		804.06
	460		11/06/07		20,528.74	20,529.80	(1.06)	

2008 YEAR END SUMMARY



Ref: 00009238 00081034

CITI GLOBAL IMPACT FUNDING  
Account Number 692-70195-10 643

**U.S. Short Term Gain (Loss) 2008 - continued**

Reference number	Quantity	Security Description	Opening Trade Date	Closing Trade Date	Sale Proceeds	Cost	(Loss)	Gain
125013600	130	TOTAL S.A SPONS ADR	09/28/07	03/28/08	\$ 9,529.22	\$ 10,474.61	(\$ 945.39)	
125013700	130	TOTAL S.A SPONS ADR	09/28/07	04/18/08	10,495.83	10,474.61		21.22
125013900	170	TOYOTA MOTOR CORP ADR NEW	09/28/07	03/28/08	17,687.95	19,899.54	(2,211.59)	
125014100	780	VALEO SPONS ADR -USD-	09/28/07	03/28/08	14,316.97	21,411.00	(7,094.03)	
	440		10/19/07		8,076.24	12,331.09	(4,254.85)	
	560		10/24/07		10,278.85	15,163.67	(4,884.72)	
	690		11/02/07		12,665.02	18,467.50	(5,792.48)	
125014200	300	VALEO SPONS ADR -USD-	11/02/07	03/28/08	5,774.93	8,025.00	(2,250.07)	
	630		11/06/07		12,127.36	16,569.00	(4,441.64)	
	820		12/18/07		15,784.83	17,801.21	(2,016.38)	
125014300	290	VODAFONE GROUP PLC SPONS ADR NEW	09/28/07	03/28/08	8,943.03	10,433.04	(1,490.01)	
125014400	470	VODAFONE GROUP PLC SPONS ADR NEW	09/28/07	03/28/08	14,621.54	16,908.72	(2,287.18)	
	430		10/19/07		13,377.15	15,694.94	(2,217.79)	
125014600	610	ZURICH FINCL SVCS SPON ADR	09/28/07	03/28/08	18,910.34	18,217.34		693.00
<b>Total</b>					<b>\$ 3,380,519.93</b>	<b>\$ 3,900,542.95</b>	<b>(\$ 660,201.12)</b>	<b>\$ 140,178.10</b>

**U.S. Long Term Gain (Loss) 2008**

This section shows your sales of securities during the year. The "Sale Proceeds" column excludes any accrued income you may have received. In addition, although cash in lieu less than \$20 is not included on Form 1099-B (if applicable), it is included in this section. Please note, this material is being prepared for informational purposes only and should not be used for tax preparation without the assistance of your tax advisor.

Reference number	Quantity	Security Description	Opening Trade Date	Closing Trade Date	Sale Proceeds	Cost	(Loss)	Gain
125000100	850	AEGON N.V.-ADR AMER REG-ADR	12/15/06	03/26/08	\$ 12,316.28	\$ 15,987.65	(\$ 3,671.37)	
	160		12/20/06		2,318.36	3,059.20	(740.84)	
	180		01/05/07		2,608.15	3,384.77	(776.62)	
	500		03/08/07		7,244.87	9,429.85	(2,184.98)	
	130		03/15/07		1,863.67	2,499.19	(615.52)	
125000300	290	AKZO NOBEL N.V.ADR-EUR	12/15/06	03/26/08	23,276.91	17,512.81		5,764.10
125000400	70	AKZO NOBEL N.V.ADR-EUR	12/15/06	03/28/08	5,627.94	4,227.23		1,400.71
	80		12/20/06		6,431.93	4,857.62	1,574.31	
	60		01/05/07		4,823.95	3,678.75	1,145.20	
	160		03/06/07		12,863.86	9,454.98	3,408.88	

2008 YEAR END SUMMARY

Ref: 00009238 00081035

CITI GLOBAL IMPACT FUNDING

Account Number 692-70195-10 643

Details of Long Term Gain/Loss 2008 - continued

Reference number	Quantity	Security Description	Opening Trade Date	Closing Trade Date	Sale Proceeds	Cost	(Loss)	Gain
125000800	1,140	ALLIANZ SE ADR	12/15/06	03/28/08	\$ 21,348.15	\$ 22,999.16	(\$ 1,653.01)	
	310		12/20/06		5,804.65	6,410.80	(606.15)	
	250		01/05/07		4,681.17	5,124.15	(442.98)	
	310		03/06/07		5,804.66	6,409.90	(605.24)	
125000700	140	ALLIANZ SE ADR	03/06/07	03/28/08	2,752.51	2,894.80	(142.28)	
	300		03/15/07		5,898.23	5,952.18	(53.95)	
125000800	500	ALLIED IRISH BKS SPON ADR	12/15/06	03/26/08	21,559.76	29,340.00	(7,780.24)	
	100		12/20/06		4,311.95	6,067.70	(1,755.75)	
	100		01/05/07		4,311.95	5,960.14	(1,648.18)	
	220		03/08/07		9,486.29	12,782.68	(3,296.39)	
	20		03/15/07		862.40	1,179.87	(317.47)	
125000800	40	ALLIED IRISH BKS SPON ADR	03/15/07	03/28/08	1,670.18	2,359.74	(689.56)	
125001100	300	ASAHI KAISEI CORP ADR	12/15/06	03/26/08	16,026.96	19,950.00	(3,923.04)	
	70		12/20/06		3,739.62	4,645.80	(906.18)	
	50		01/05/07		2,671.16	3,282.65	(611.49)	
	80		03/08/07		4,273.86	5,772.00	(1,498.14)	
	50		03/15/07		2,671.16	3,536.39	(865.23)	
125001300	520	ASTRAZENECA PLC SPON ADR	12/15/06	03/06/08	19,368.02	29,258.42	(9,890.40)	
	40		12/20/06		1,489.85	2,161.24	(671.39)	
	70		01/05/07		2,607.23	3,868.53	(1,261.30)	
125001400	570	AXA S.A. SPONS ADR	12/15/06	03/26/08	20,063.15	22,947.06	(2,883.91)	
	110		12/20/06		3,871.84	4,450.34	(578.50)	
	110		01/05/07		3,871.84	4,465.25	(593.41)	
	200		03/06/07		7,039.70	8,224.18	(1,184.48)	
	150		03/15/07		5,279.78	5,961.65	(681.87)	
125001700	135	BASF AG COMMON STOCK	12/15/06	01/10/08	20,213.38	12,888.45		7,324.93
125001800	105	BASF SE COMMON STOCK	12/15/06	03/26/08	13,924.66	10,024.35		3,900.31
	60		12/20/06		7,956.95	5,846.40		2,110.55
	50		01/05/07		6,630.79	4,761.00		1,869.79
	55		03/06/07		7,293.87	5,580.92		1,712.95
125001900	35	BASF SE COMMON STOCK	03/06/07	03/28/08	4,660.45	3,551.49		1,108.96
	30		03/15/07		3,994.67	3,050.06		944.61
125002000	220	BP PLC SPONS ADR	12/15/06	03/26/08	13,491.24	14,953.18	(1,461.94)	
125002100	60	BP PLC SPONS ADR	12/15/06	03/28/08	3,695.32	4,078.14	(482.82)	
	60		12/20/06		3,595.32	4,043.14	(447.82)	
	70		01/05/07		4,194.54	4,516.09	(321.55)	
	70		03/06/07		4,194.54	4,143.48		51.06
	40		03/15/07		2,396.88	2,388.44		8.44

2008 YEAR END SUMMARY

Ref: 00009238 00081036

CITI GLOBAL IMPACT FUNDING  
Account Number 692-70195-10 643

Summary of Long Term Gain (Loss) 2008 - continued

Reference number	Quantity	Security Description	Opening Trade Date	Closing Trade Date	Sale Proceeds	Cost	(Loss)	Gain
125002200	400	BNP PARIBAS SPON ADR	12/15/06	03/26/08	\$ 19,742.30	\$ 21,820.00	(\$ 2,077.70)	
	90		12/20/06		4,442.02	4,886.86	(444.84)	
	60		01/05/07		2,981.35	3,301.93	(340.58)	
	220		03/06/07		10,858.27	11,309.12	(450.85)	
	80		03/15/07		3,948.46	4,037.71	(89.25)	
125002800	1,130	BANCO SANTANDER S.A.	12/15/06	03/26/08	22,097.35	21,085.80		1,011.55
	280		12/20/06		5,475.45	5,233.06		242.39
	140		01/05/07		2,737.73	2,641.27		96.46
125002900	70	BANCO SANTANDER S.A.	01/05/07	03/28/08	1,386.16	1,320.63		65.53
	580		03/06/07		11,485.32	10,261.82		1,223.50
	250		03/15/07		4,950.57	4,332.58		617.99
125003300	400	CRH PLC ADR-USD	12/15/06	03/28/08	14,821.95	15,990.88	(1,168.93)	
	70		12/20/06		2,593.84	2,894.84	(301.00)	
	80		01/05/07		2,964.39	3,232.51	(268.12)	
	30		03/06/07		1,111.65	1,262.63	(150.98)	
125004100	340	COCA-COLA FEMSA S.A.B DE C.V.SPONS ADR	01/19/07	03/26/08	19,539.38	13,553.35		5,986.03
125004200	294	COCA-COLA FEMSA S.A.B DE C.V.SPONS ADR	01/19/07	03/28/08	16,901.90	11,719.67		5,182.23
	90		01/22/07		5,174.05	3,565.52		1,608.53
	356		03/06/07		20,468.25	12,405.57		8,060.68
125004300	44	COCA-COLA FEMSA S.A.B DE C.V.SPONS ADR	03/06/07	04/03/08	2,422.80	1,533.27		889.33
	130		03/15/07		7,157.69	4,500.74		2,656.95
125004900	400	DBS GROUP HLDG LTD SP ADR	12/15/06	03/26/08	21,040.53	23,140.00	(2,099.47)	
	140		12/20/06		7,364.18	8,120.00	(755.82)	
	50		01/05/07		2,630.07	2,990.00	(359.93)	
	200		03/06/07		10,520.26	10,780.00	(259.74)	
125005000	50	DBS GROUP HLDG LTD SP ADR	03/06/07	03/28/08	2,642.47	2,695.00	(52.53)	
	60		03/15/07		3,170.96	3,271.06	(100.10)	
125005400	250	ENI SPA SPONSORED ADR	12/15/06	03/26/08	16,717.51	16,814.20	(96.69)	
	40		12/20/06		2,674.80	2,716.32	(41.52)	
125005500	10	ENI SPA SPONSORED ADR	12/20/06	03/28/08	675.51	679.08	(3.57)	
	60		01/05/07		4,053.05	3,888.94		164.11
	130		03/06/07		8,781.61	7,982.26		799.35
	50		03/15/07		3,377.54	3,041.43		336.11
125005700	395	E ON AG SPONS ADR	12/15/06	03/25/08	24,351.36	17,999.36		6,352.00
	120		12/20/06		7,397.88	5,392.58		2,005.30
	130		01/05/07		8,014.37	5,496.15		2,518.22

2008 YEAR END SUMMARY

Ref: 00009238 00081037

CITI GLOBAL IMPACT FUNDING

Account Number 692-70195-10 643

Short Term Gain (Loss) 2008 - continued

Reference number	Quantity	Security Description	Opening Trade Date	Closing Trade Date	Sale Proceeds	Cost	(Loss)	Gain
	230		03/06/07		\$ 14,179.27	\$ 9,692.80		\$ 4,486.47
	70		03/15/07		4,315.43	3,027.37		1,288.06
12500800	380	GLAXOSMITHKLINE PLC SP ADR	12/15/06	03/26/08	15,990.56	19,877.00	(3,886.44)	
	30		12/20/06		1,262.41	1,573.82	(311.41)	
	50		01/05/07		2,104.02	2,692.60	(588.58)	
	120		03/06/07		5,049.65	6,546.91	(1,497.26)	
	60		03/15/07		2,524.83	3,280.15	(755.32)	
12500900	430	HANNOVER REINS CORP-EUR ADR	12/15/06	03/26/08	11,114.90	9,763.19		1,351.71
12500900	190	HANNOVER REINS CORP-EUR ADR	12/15/06	03/28/08	4,918.97	4,313.97		605.00
	120		12/20/06		3,106.72	2,771.14		335.58
	110		01/05/07		2,847.82	2,505.01		342.81
	360		03/06/07		9,320.15	7,492.90		1,827.25
	70		03/15/07		1,812.25	1,435.88		376.37
12500950	840	HOYA CORP SPONSORED ADR USD	11/02/07	11/05/08	14,529.40	31,399.20	(16,869.80)	
12500950	520	ING GROEP NV SPONS ADR	12/15/06	03/28/08	18,817.40	23,025.44	(4,208.04)	
	100		12/20/06		3,618.73	4,460.86	(842.13)	
	110		01/05/07		3,980.60	4,816.28	(835.68)	
	260		03/06/07		9,408.70	10,745.67	(1,336.97)	
	150		03/15/07		5,428.10	5,952.48	(524.38)	
12500950	380	LAFARGE SPONS ADR NEW	12/15/06	03/26/08	16,191.05	14,147.82		2,043.23
	60	LAFARGE COPPEE	12/20/06		2,556.48	2,277.83		278.65
	10		01/05/07		426.08	366.65		59.43
12500960	80	LAFARGE SPONS ADR NEW	01/05/07	03/28/08	3,415.96	2,933.16		482.80
	150	LAFARGE COPPEE	03/06/07		6,404.93	5,486.84		918.09
	70		03/15/07		2,988.97	2,595.40		393.57
12500960	470	MITSUBISHI CORP SPONS ADR	12/15/06	03/26/08	27,086.04	18,095.00		8,991.04
	100		12/20/06		5,762.89	3,865.00		1,897.89
	100		01/05/07		5,762.99	3,651.52		2,111.47
	60		03/06/07		3,457.79	2,694.00		763.79
	60		03/15/07		3,457.79	2,768.36		689.43
12500950	560	NIPPON TEL & TEL SPON ADR	10/19/07	10/30/08	11,705.33	12,564.11	(858.78)	
	840		10/24/07		17,558.00	18,774.00	(1,216.00)	
125009700	560	NORSK HYDRO A S SPONS ADR	12/15/06	03/26/08	7,560.03	14,084.00	(6,523.97)	
	20		12/20/06		270.00	619.97	(349.97)	
	180		01/05/07		2,160.01	4,546.74	(2,386.73)	

2008 YEAR END SUMMARY

Ref: 0000238 00081038

CITI GLOBAL IMPACT FUNDING  
Account Number 692-70195-10 643

Long Term Gain (Loss) 2008 - continued

2  
0  
0  
8  
  
Y  
E  
A  
R  
  
E  
N  
D  
  
S  
U  
M  
M  
A  
R  
Y

Reference number	Quantity	Security Description	Opening Trade Date	Closing Trade Date	Sale Proceeds	Cost	(Loss)	Gain
	200		03/06/07		\$ 2,700.01	\$ 6,034.42	(\$ 3,334.41)	
	80		03/15/07		1,080.00	2,431.39	(1,351.39)	
12500900	180	ORIX CORP SPONS ADR	12/15/06	03/26/08	12,889.33	25,012.80	(12,123.47)	
	20		12/20/06		1,432.15	2,822.89	(1,390.74)	
	30		01/05/07		2,148.22	4,386.35	(2,238.13)	
	80		03/06/07		5,728.59	10,948.98	(5,220.39)	
	40		03/15/07		2,864.30	5,361.81	(2,497.51)	
12501000	820	PRUDENTIAL PLC ADR	12/15/06	03/26/08	21,582.32	22,935.40	(1,353.08)	
	250		12/20/06		6,579.98	7,037.50	(457.52)	
	50		01/05/07		1,315.99	1,394.07	(78.08)	
12501010	140	PRUDENTIAL PLC ADR	01/05/07	03/28/08	3,740.93	3,903.38	(162.45)	
	480		03/06/07		12,826.03	12,195.12		630.91
	120		03/15/07		3,206.51	3,125.95		80.56
12501050	.0532	REED ELSEVIER NV	12/15/06	01/07/08	1.99	2.08	(.09)	
	.0108	MERGER 01/07/08 758204101001	12/20/06		.40	.42	(.02)	
	.0099		01/05/07		.37	.39	(.02)	
12501060	510 6927	REED ELSEVIER NV	12/15/06	03/26/08	19,215.93	19,975.32	(759.39)	
	103 8697		12/20/06		3,908.32	4,078.32	(170.00)	
	95.2139		01/05/07		3,582.63	3,762.11	(179.48)	
	20.2237		03/06/07		760.96	797.80	(36.84)	
12501070	170.2041	REED ELSEVIER NV	03/06/07	03/28/08	6,510.39	6,714.38	(203.99)	
	86.5581		03/15/07		3,310.89	3,405.08	(94.19)	
12501080	410	REXAM PLC SPONS ADR	12/15/06	03/26/08	17,568.71	21,953.41	(4,384.70)	
	70	-NEW-	12/20/06		2,999.54	3,686.20	(686.66)	
	80		01/05/07		3,428.04	4,071.17	(643.13)	
	200		03/06/07		8,570.10	9,768.06	(1,197.96)	
	50		03/15/07		2,142.53	2,520.73	(378.20)	
12501100	200	RICOH CO LTD ADR-NEW	12/15/06	03/26/08	16,213.46	20,290.00	(4,076.54)	
	40		12/20/06		3,242.69	4,064.00	(821.31)	
	30		01/05/07		2,432.02	3,068.00	(633.98)	
	60		03/06/07		4,864.04	6,720.00	(1,855.96)	
	30		03/15/07		2,432.02	3,213.41	(781.39)	
12501120	460	SANOFI-AVENTIS	12/15/06	03/26/08	16,798.05	21,141.14	(4,343.09)	
	90	SPONS ADR	12/20/06		3,286.57	4,110.37	(823.80)	
	90		01/05/07		3,286.57	4,104.32	(817.75)	
	240		03/06/07		8,764.20	10,137.46	(1,373.26)	
	90		03/15/07		3,286.57	3,761.97	(475.40)	

Ref: 00009238 00081039

CITI GLOBAL IMPACT FUNDING  
Account Number 692-70195-10 643

Reference number	Quantity	Security Description	Opening Trade Date	Closing Trade Date	Sale Proceeds	Cost	(Loss)	Gain
125011400	340	SIGNET GROUP PLC, SPONS ADR (NEW)	12/15/06	03/26/08	\$ 4,006.85	\$ 8,007.00	(\$ 4,000.15)	
	70		12/20/06		824.94	1,647.63	(822.69)	
	50		01/05/07		589.24	1,198.68	(609.44)	
	170		03/06/07		2,003.43	3,808.77	(1,805.34)	
	50		03/15/07		589.24	1,145.65	(556.41)	
125011900	550	TNT N V SPONSORED ADR-USD	12/15/06	03/26/08	20,032.04	23,050.50	(3,018.46)	
	90		12/20/06		3,277.97	3,886.02	(608.05)	
	110		01/05/07		4,006.41	4,728.86	(722.46)	
	280		03/06/07		10,198.13	11,568.45	(1,370.32)	
	40		03/15/07		1,456.88	1,719.20	(262.32)	
125012000	30	TNT N V SPONSORED ADR-USD	03/15/07	03/28/08	1,088.74	1,289.40	(200.66)	
125012100	910	TALISMAN ENERGY INC	12/15/06	03/26/08	15,422.96	15,970.50	(547.54)	
	220		12/20/06		3,728.63	3,758.74	(30.11)	
	220		01/05/07		3,728.63	3,346.69		381.94
125012200	120	TALISMAN ENERGY INC	01/05/07	03/28/08	2,125.36	1,825.46		299.90
	300		03/06/07		5,313.39	4,810.80		502.59
	140		03/15/07		2,479.58	2,282.05		187.53
125012400	2,370	TECHTRONIC INDUSTRIES CO INC SPONSORED ADR (HKD)	12/15/06	03/26/08	10,427.88	16,234.50	(5,806.62)	
	390		12/20/06		1,715.98	2,574.90	(858.92)	
	420		01/05/07		1,847.98	2,812.15	(964.17)	
	1,290		03/06/07		5,675.94	8,772.00	(3,096.06)	
	400		03/15/07		1,759.98	2,600.00	(840.02)	
125013300	630	TEVA PHARMACEUTICAL INDS LTD ADR	12/15/06	01/09/08	31,389.65	20,160.00		11,229.65
	100		12/20/06		4,982.48	3,155.03		1,827.45
	100		01/05/07		4,982.48	3,201.75		1,780.73
125013500	230	TOTAL S.A SPONS ADR	12/15/06	03/26/08	16,880.27	16,836.23		44.04
	50		12/20/06		3,669.62	3,613.92		55.70
	10		01/05/07		733.93	686.58		47.35
125013600	50	TOTAL S A SPONS ADR	01/05/07	03/28/08	3,665.09	3,432.91		232.18
	100		03/06/07		7,330.18	6,498.47		831.71
	60		03/15/07		4,398.11	3,891.86		506.25
125013800	180	TOYOTA MOTOR CORP ADR NEW	12/15/06	03/26/08	19,015.67	22,683.42	(3,667.75)	
	50		12/20/06		5,282.13	6,413.53	(1,131.40)	
	20		01/05/07		2,112.85	2,662.24	(549.39)	
	20		03/06/07		2,112.86	2,637.62	(524.76)	
125013900	70	TOYOTA MOTOR CORP ADR NEW	03/06/07	03/28/08	7,283.27	9,231.68	(1,948.41)	
	30		03/15/07		3,121.40	3,917.99	(796.59)	

2008 YEAR END SUMMARY

Ref: 00009238 00081040

CITI GLOBAL IMPACT FUNDING  
Account Number 692-70195-10 643

Details of Long Term Gain (Loss) 2008 - continued

Reference number	Quantity	Security Description	Opening Trade Date	Closing Trade Date	Sale Proceeds	Cost	(Loss)	Gain
125014000	140	TOYOTA MOTOR CORP ADR NEW	09/28/07	12/22/08	\$ 8,539.04	\$ 16,387.85	(\$ 7,848.81)	
	190		10/19/07		11,588.70	20,267.24	(8,678.54)	
	160		10/24/07		9,758.90	17,104.00	(7,345.10)	
	330		11/02/07		20,127.74	37,141.37	(17,013.63)	
	190		11/06/07		11,588.70	21,262.98	(9,674.28)	
	255		12/18/07		15,553.26	27,095.20	(11,541.94)	
125014100	430	VALEO SPONS ADR -USD-	12/15/06	03/26/08	7,892.69	8,944.00	(1,051.31)	
	160		12/20/06		2,936.82	3,296.00	(359.18)	
	80		01/05/07		1,468.41	1,704.32	(235.91)	
	140		03/06/07		2,569.71	3,358.15	(788.44)	
	100		03/15/07		1,835.51	2,536.10	(700.59)	
125014300	560	VODAFONE GROUP PLC SPONS ADR NEW	12/15/06	03/26/08	17,289.31	15,870.40		1,398.91
	150		12/20/06		4,625.71	4,343.63		282.08
	130		01/05/07		4,008.95	3,679.44		329.51
	300		03/06/07		9,251.42	7,930.29		1,321.13
	100		03/15/07		3,083.81	2,649.03		434.78
125014500	750	ZURICH FINCL SVCS SPON ADR	12/15/06	03/26/08	23,542.31	19,717.35		3,824.96
	150		12/20/06		4,706.46	4,071.32		637.14
	110		01/05/07		3,452.88	3,014.27		438.61
125014600	10	ZURICH FINCL SVCS SPON ADR	01/05/07	03/28/08	310.01	274.02		35.99
	330		03/06/07		10,230.18	9,141.23		1,088.95
	150		03/15/07		4,650.08	4,144.11		505.97
<b>Total</b>					<b>\$ 1,527,701.85</b>	<b>\$ 1,659,598.71</b>	<b>(\$ 282,217.18)</b>	<b>\$ 130,320.32</b>

Details of Deposits and Withdrawals 2008

This section reflects any deposits or withdrawals made to your account during the year.

Deposits

Reference number	Date	Description	Amount
210000100	02/01/08	TNT NV SPONSORED ADR-USD VERSUS PAYABLE DATE 05/09/07 TAX REFUND DIV P/D 05/09/07	\$ 88.56
210000300	05/06/08	ALLIANZ SE ADR TAX REFUND OF 0314089 FOR RCD 05/02/07, PAY 05/10/07	76.95

Reference number	Date	Description	Amount
210000200	03/11/08	FROM 692-17602-01 TO 692-70195-01	\$ 500,000.00
210000400	05/06/08	BASF SE COMMON STOCK TAX REFUND OF .2487885 FOR RCD 04/26/07, PAY 05/07/07	116.93

2  
0  
0  
8  
  
Y  
E  
A  
R  
  
E  
N  
D  
  
S  
U  
M  
M  
A  
R  
Y

Ref: 00009239 00081057

CITI GLOBAL IMPACT FUNDING

Account Number 692-70196-19 643

of Short Term Gain/(Loss) 2008

This section shows your sales of securities during the year. The "Sale Proceeds" column excludes any accrued income you may have received. In addition, although cash in lieu less than \$20 is not included on Form 1099-B (if applicable), it is included in this section. Please note, this material is being prepared for informational purposes only and should not be used for tax preparation without the assistance of your tax advisor.

2  
0  
0  
8  
  
Y  
E  
A  
R  
  
E  
N  
D  
  
S  
U  
M  
M  
A  
R  
Y

Reference number	Quantity	Security Description	Opening Trade Date	Closing Trade Date	Sale Proceeds	Cost	(Loss)	Gain
125000100	.2312	SIGNET JEWELERS LTD-USD	12/18/07	09/11/08	\$ 5.36	\$ 6.18	(\$ .82)	
	.0142	MERGER 09/11/08 82668L872001	12/28/07		.33	.40	(.07)	
	.0753		01/03/08		1.75	1.93	(.18)	
125000200	1,540	ALLIED IRISH BKS SPON ADR	12/18/07	09/25/08	26,310.75	67,983.15	(41,672.40)	
	230		12/28/07		3,929.53	10,572.64	(6,643.11)	
	100		01/03/08		1,708.49	4,528.72	(2,820.23)	
125000400	180	ASTRAZENECA PLC SPON ADR	03/29/07	03/05/08	6,704.31	9,665.63	(2,961.22)	
	230		07/28/07		8,566.62	12,174.38	(3,607.76)	
	270		08/23/07		10,056.47	13,035.60	(2,979.13)	
	1,430		12/18/07		53,262.05	64,253.62	(10,991.57)	
	490		12/28/07		18,250.63	21,159.13	(2,908.50)	
240		01/03/08		8,939.10	10,219.20	(1,280.10)		
125000700	10,205	BANCO SANTANDER S.A. SALE OF RTS ON 10205.0000 SHS	12/04/08	12/04/08	1,877.76	.01		1,877.76
125000800	201	BRASIL TELECOM PARTICIPACO SA SPONSORED ADR	04/03/08	07/30/08	19,353.36	15,408.00		3,945.36
125001000	2,805	CANON INC ADR	01/11/08	04/23/08	137,752.77	123,600.64		14,152.13
125001100	190	CHINA PETROLEUM&CHEM ADR	11/05/07	06/05/08	19,698.74	26,797.12	(7,098.38)	
125001500	140	E.ON AG SPONS ADR	03/29/07	03/25/08	8,630.86	6,287.06		2,343.80
	115		12/28/07		7,089.64	8,222.50	(1,132.86)	
	55		01/03/08		3,390.69	3,961.51	(570.82)	
125001700	1,880	HOYA CORP SPONSORED ADR	12/18/07	11/05/08	32,518.18	58,261.20	(25,743.02)	
	490	USD	12/28/07		8,475.48	15,606.50	(7,131.02)	
	510		03/12/08		8,821.42	12,239.80	(3,418.38)	
125001800	500	INFOSYS TECHNOLOGIE SP ADR	12/10/07	06/05/08	24,389.66	22,803.30		1,586.36
125002000	11,720	KINGFISHER PLC	05/08/08	12/10/08	46,328.90	66,832.13	(20,503.23)	
	11,965	SPONSORED ADR NEW	05/28/08		47,297.38	66,951.35	(19,653.97)	
125002100	370	MITSUBISHI CORP	08/23/07	06/05/08	24,856.13	19,774.21		5,081.92
	220	SPONS ADR	12/18/07		14,779.32	11,658.99		3,120.33
125002200	800	NIPPON TEL & TEL SPON ADR	07/19/07	06/05/08	19,539.09	17,884.64		1,654.45
125002400	110	ORIX CORP SPONS ADR	08/23/07	05/09/08	9,362.45	12,195.00	(2,832.55)	
	10		12/18/07		851.14	892.33	(41.19)	



Ref: 00009239 00081058

CITI GLOBAL IMPACT FUNDING  
Account Number 692-70196-19 643

2  
0  
0  
8  
  
Y  
E  
A  
R  
  
E  
N  
D  
  
S  
U  
M  
M  
A  
R  
Y

Reference number	Quantity	Security Description	Opening Trade Date	Closing Trade Date	Sale Proceeds	Cost	(Loss)	Gain
125002500	460	ORIX CORP SPONS ADR	12/18/07	07/03/08	\$ 30,967.67	\$ 41,047.04	(\$ 10,079.37)	
	175		12/28/07		11,781.18	15,079.52	(3,298.34)	
	40		01/03/08		2,692.84	3,366.50	(673.66)	
125002600	300	PETROBRAS	08/28/07	06/05/08	20,393.49	8,689.65		11,703.84
125002700	700	PETROBRAS	08/28/07	06/20/08	46,232.15	20,275.85		25,956.30
	1		12/18/07		66.05	51.85		14.20
125002800	579	PETROBRAS	12/18/07	07/23/08	32,917.81	30,019.18		2,898.63
	30		01/03/08		1,705.59	1,770.36	(64.77)	
	280		03/12/08		15,918.80	15,938.62	(19.82)	
125002900	.0035	REED ELSEVIER NV	03/29/07	01/07/08	.13	.14	(.01)	
	.0072	MERGER 01/07/08 758204101001	08/23/07		.27	.29	(.02)	
	.0292		12/18/07		1.10	1.28	(.18)	
	.008		12/28/07		.30	.37	(.07)	
	.0036		01/03/08		.13	.16	(.03)	
125003400	1,880	TECHTRONIC INDUSTRIES CO	08/23/07	04/29/08	8,459.95	10,152.00	(1,692.05)	
	2,275	INC SPONSORED ADR (HKD)	12/18/07		10,237.44	10,551.91	(314.47)	
125003500	5,355	TECHTRONIC INDUSTRIES CO	12/18/07	04/30/08	24,269.26	24,837.56	(568.30)	
	1,405	INC SPONSORED ADR (HKD)	01/03/08		6,367.56	7,158.33	(790.77)	
125003600	505	TELE NORTE LESTE	10/19/07	06/17/08	13,342.78	10,666.21		2,676.57
	1,080	PARTICIPACOES *TLPP,-BRL	10/22/07		28,535.06	22,955.29		5,579.77
	1,200	SPONSORED ADR REPSTG PFD	12/18/07		31,705.62	23,027.88		8,677.74
	345		12/28/07		9,115.37	6,797.26		2,318.11
	165		01/03/08		4,359.52	3,174.63		1,184.89
125003700	60	TEVA PHARMACEUTICAL INDS	03/29/07	01/09/08	2,989.49	2,213.26		776.23
	220	LTD ADR	08/23/07		10,961.46	9,017.29		1,944.17
	380		12/18/07		17,936.94	15,922.44		2,014.50
125003800	990	TEVA PHARMACEUTICAL INDS	12/18/07	01/29/08	43,735.15	43,344.42		390.73
	155	LTD ADR	12/28/07		6,917.29	7,294.15	(376.86)	
	110		01/03/08		4,909.05	5,205.87	(296.82)	
125003900	110	TOYOTA MOTOR CORP ADR NEW	12/28/07	12/22/08	6,709.25	11,782.96	(5,073.71)	
	60		01/03/08		3,659.59	6,404.28	(2,744.69)	
<b>Total</b>					<b>\$ 969,836.65</b>	<b>\$ 1,059,723.32</b>	<b>(\$ 189,884.45)</b>	<b>\$ 89,897.78</b>

Ref: 00009239 00081059

CITI GLOBAL IMPACT FUNDING

Account Number 692-70196-19 643

**Table of Long-Term Gain/(Loss) 2008**

2008 YEAR END SUMMARY

This section shows your sales of securities during the year. The "Sale Proceeds" column excludes any accrued income you may have received. In addition, although cash in lieu less than \$20 is not included on Form 1099-B (if applicable), it is included in this section. Please note, this material is being prepared for informational purposes only and should not be used for tax preparation without the assistance of your tax advisor.

Reference number	Quantity	Security Description	Opening Trade Date	Closing Trade Date	Sale Proceeds	Cost	(Loss)	Gain
12500100	.1139	SIGNET JEWELERS LTD-USD	12/18/06	09/11/08	\$ 2.64	\$ 5.33	(\$ 2.69)	
	.0151	MERGER 09/11/08 82668L872001	01/05/07		.35	.72	(.37)	
	.0151		03/29/07		.35	.73	(.38)	
	.0352		08/23/07		.82	1.41	(.59)	
12500200	980	ALLIED IRISH BKS SPON ADR	12/18/06	09/25/08	16,743.20	58,285.89	(41,542.69)	
	180		01/05/07		3,075.28	10,728.25	(7,652.97)	
	150		03/29/07		2,562.74	8,961.93	(6,399.19)	
	310		08/23/07		5,296.32	16,462.55	(11,166.23)	
12500300	300	ASAHI KAISEI CORP ADR	12/18/06	06/05/08	17,840.66	19,845.42	(2,004.76)	
12500400	1,040	ASTRAZENECA PLC SPON ADR	12/18/06	03/05/08	38,736.04	57,939.13	(19,203.09)	
12500500	60	BASF AG COMMON STOCK	12/18/06	01/10/08	8,983.72	5,695.39		3,288.33
12500600	810	BNP PARIBAS SPON ADR	12/18/06	10/16/08	29,220.82	44,130.42	(14,909.60)	
	90		01/05/07		3,246.78	4,952.89	(1,706.13)	
12500800	50	CRH PLC ADR-USD	12/18/06	01/03/08	1,818.14	2,002.97	(184.83)	
12501200	1,140	COCA-COLA FEMSA S.A.B DE C.V.SPONS ADR	01/22/07	04/03/08	62,767.47	45,163.27		17,604.20
12501300	60	COCA-COLA FEMSA S A B DE C.V.SPONS ADR	01/22/07	06/05/08	3,747.99	2,377.01		1,370.98
	190		03/29/07		11,868.62	6,935.57		4,933.05
12501400	150	ENI SPA SPONSORED ADR	12/18/06	06/05/08	12,020.99	10,012.89		2,008.10
12501500	890	E.ON AG SPONS ADR	12/18/06	03/25/08	54,867.63	40,122.89		14,744.74
	250		01/05/07		15,412.26	10,569.53		4,842.73
12501600	1,000	HOYA CORP SPONSORED ADR USD	05/16/07	06/05/08	27,599.84	31,589.20	(3,989.36)	
12501700	745	HOYA CORP SPONSORED ADR USD	05/16/07	11/05/08	12,886.19	23,533.95	(10,647.76)	
12501800	650	ING GROEP NV SPONS ADR	12/18/06	06/05/08	24,500.05	28,406.04	(3,905.99)	
12502100	940	MITSUBISHI CORP	12/18/06	06/05/08	63,148.00	36,630.30		26,517.70
	170	SPONS ADR	01/05/07		11,420.38	6,207.58		5,212.80
	100		03/29/07		6,717.87	4,692.12		2,025.75
12502300	1,290	NIPPON TEL & TEL SPON ADR	07/19/07	10/30/08	26,964.07	28,838.98	(1,874.91)	

Ref: 00009239 00081060

CITI GLOBAL IMPACT FUNDING

Account Number 692-70196-19 643

2  
0  
0  
8  
  
Y  
E  
A  
R  
  
E  
N  
D  
  
S  
U  
M  
M  
A  
R  
Y

Long Term Gain (Loss) 2008 - continued

Reference number	Quantity	Security Description	Opening Trade Date	Closing Trade Date	Sale Proceeds	Cost	(Loss)	Gain
125002400	360	ORIX CORP SPONS ADR	12/18/06	05/09/08	\$ 30,640.76	\$ 50,090.69	(\$ 19,449.93)	
	20		01/05/07		1,702.26	2,924.23	(1,221.97)	
	40		03/29/07		3,404.53	5,271.60	(1,867.07)	
125002800	.0319	REED ELSEVIER NV	12/18/06	01/07/08	1.20	1.24	(.04)	
	.004	MERGER 01/07/08 758204101001	01/05/07		.15	.16	(.01)	
125003000	650	REXAM PLC SPONS ADR -NEW-	12/18/06	06/05/08	28,112.54	34,767.52	(6,654.98)	
125003100	400	TNT N V SPONSORED ADR-USD	12/18/06	06/05/08	16,099.90	16,828.66	(728.66)	
125003200	95	TALISMAN ENERGY INC	12/18/06	01/03/08	1,864.96	1,606.38		258.58
125003300	900	TALISMAN ENERGY INC	12/18/06	06/05/08	20,686.02	15,218.37		5,467.65
125003400	3,540	TECHTRONIC INDUSTRIES CO	12/18/06	04/29/08	15,929.91	23,895.00	(7,965.09)	
	420	INC SPONSORED ADR (HKD)	01/05/07		1,889.99	2,812.15	(922.16)	
	530		03/29/07		2,384.99	3,259.50	(874.51)	
125003700	1,240	TEVA PHARMACEUTICAL INDS	12/18/06	01/09/08	61,782.80	39,860.54		21,922.26
	120	LTD ADR	01/05/07		5,978.98	3,842.10		2,136.88
125003800	360	TOYOTA MOTOR CORP ADR NEW	12/18/06	12/22/08	21,957.54	45,457.81	(23,500.27)	
	50		01/05/07		3,049.66	6,655.59	(3,605.93)	
	90		03/29/07		5,489.38	11,689.78	(6,200.40)	
	90		08/23/07		5,489.38	10,370.00	(4,880.62)	
	550		12/18/07		33,546.24	58,440.64	(24,894.40)	
<b>Total</b>					<b>\$ 721,480.39</b>	<b>\$ 837,084.22</b>	<b>(\$ 227,957.58)</b>	<b>\$ 112,333.75</b>

Deposits and Withdrawals 2008

This section reflects any deposits or withdrawals made to your account during the year.

Deposits

Reference number	Date	Description	Amount	Reference number	Date	Description	Amount
210000100	01/02/08	FROM 692-17604-01 TO 692-70196-01	\$ 250,000.00	210000200	02/01/08	TNT N V SPONSORED ADR-USD VERSUS PAYABLE DATE 05/09/07 TAX REFUND DIV P/D 05/09/07	\$ 115.40
210000300	03/11/08	FROM 692-17604-01 TO 692-70196-01	200,000.00	210000400	05/06/08	ALLIANZ SE ADR TAX REFUND OF 0314089 FOR RCD 05/02/07, PAY 05/10/07	99.57

Ref:00009240 00081077

CITI GLOBAL IMPACT FUNDING  
Account Number 692-70197-18 643

Summary of Short-Term Gain (Loss) 2008

This section shows your sales of securities during the year. The "Sale Proceeds" column excludes any accrued income you may have received. In addition, although cash in lieu less than \$20 is not included on Form 1099-B (if applicable), it is included in this section. Please note, this material is being prepared for informational purposes only and should not be used for tax preparation without the assistance of your tax advisor.

Reference number	Quantity	Security Description	Opening Trade Date	Closing Trade Date	Sale Proceeds	Cost	(Loss)	Gain
125000600	240	ALLIED IRISH BKS SPON ADR	08/23/07	08/14/08	\$ 6,285.12	\$ 12,745.20	(\$ 6,480.08)	
125000600	1,670	ALLIED IRISH BKS SPON ADR	12/18/07	09/25/08	28,531.79	73,721.98	(45,190.19)	
	125		12/28/07		2,135.61	5,748.00	(3,610.39)	
	200		03/12/08		3,416.98	8,562.38	(5,145.40)	
	300		05/21/08		5,125.47	12,710.13	(7,584.66)	
	610		06/09/08		10,421.80	23,186.10	(12,764.30)	
125000700	470	ANGLO AMERICAN PLC ADR	08/14/08	08/22/08	12,512.07	12,625.52	(113.45)	
125000800	230	ASTRAZENECA PLC SPON ADR	07/26/07	03/05/08	8,566.62	12,174.38	(3,607.76)	
	280		08/23/07		10,428.93	13,518.40	(3,089.47)	
	1,595		12/18/07		59,407.67	71,667.50	(12,259.83)	
	345		12/28/07		12,849.95	14,897.76	(2,047.81)	
125001000	410	BT GROUP PLC ADR-USD	02/25/08	08/14/08	13,576.91	19,192.96	(5,616.05)	
125001800	9,335	BANCO SANTANDER S.A. SALE OF RTS ON 9335.0000 SHS	12/04/08	12/04/08	1,717.68	.01		1,717.67
125002000	198	BRASIL TELECOM PARTICIPACO SA SPONSORED ADR	04/03/08	07/30/08	19,064.51	15,178.03		3,886.48
125002100	340	CRH PLC ADR-USD	08/23/07	08/14/08	9,216.97	14,303.66	(5,086.69)	
125002200	2,450	CANON INC ADR	01/11/08	04/23/08	120,318.82	107,957.78		12,361.04
125002300	150	CHINA PETROLEUM&CHEM ADR	11/05/07	08/14/08	15,035.52	21,155.63	(6,120.11)	
	30		12/18/07		3,007.10	4,269.74	(1,262.64)	
125002500	385	COCA-COLA FEMSA S.A B DE C.V.SPONS ADR	08/23/07	08/14/08	22,685.72	15,671.85		7,013.87
125002600	120	COMMERZBANK A G SPONSORED ADR	11/30/07	08/14/08	3,663.97	4,797.04	(1,133.07)	
125002800	770	DEUTSCHE LUFTHANSA AG SPONS ADR	03/25/08	08/14/08	17,093.90	20,081.83	(2,987.93)	
125002900	265	E.ON AG SPONS ADR	12/18/07	03/25/08	16,336.99	18,516.13	(2,179.14)	
	80		12/28/07		4,931.92	5,720.00	(788.08)	
	200		03/12/08		12,329.81	12,740.00	(410.19)	
125003300	1,940	HOYA CORP SPONSORED ADR	12/18/07	11/05/08	33,555.99	60,120.60	(26,564.61)	
	340	USD	12/28/07		5,880.95	10,829.00	(4,948.05)	
	500		03/12/08		8,648.45	11,999.80	(3,351.35)	

2  
0  
0  
8  
  
Y  
E  
A  
R  
  
E  
N  
D  
  
S  
U  
M  
M  
A  
R  
Y

Ref: 0000240 00081078

CITI GLOBAL IMPACT FUNDING  
Account Number 692-70197-18 643

2  
0  
0  
8  
  
Y  
E  
A  
R  
  
E  
N  
D  
  
S  
U  
M  
M  
A  
R  
Y

Reference number	Quantity	Security Description	Opening Trade Date	Closing Trade Date	Sale Proceeds	Cost	(Loss)	Gain
125003800	370	INFOSYS TECHNOLOGIE SP ADR	12/10/07	08/14/08	\$ 15,334.19	\$ 16,874.44	(1,540.25)	
125003800	1,010	KINGFISHER PLC SPONSORED ADR NEW	05/08/08	08/22/08	4,746.97	5,759.42	(1,012.45)	
125003900	9,685 11,320 1,280	KINGFISHER PLC SPONSORED ADR NEW	05/08/08 05/28/08 06/09/08	12/10/08	38,284.59 44,747.71 5,059.81	55,227.75 63,342.19 6,746.60	(16,943.16) (18,594.48) (1,685.79)	
125004000	1,200	MEDIASET S P A SPONSORED ADR-USD	04/29/08	08/14/08	26,347.53	31,924.80	(5,577.27)	
125004100	320 230	MITSUBISHI CORP SPONS ADR	08/23/07 12/18/07	05/21/08	23,419.87 16,833.03	17,102.02 12,188.94		6,317.85 4,644.09
125004500	340	NOKIA CORP SPONSORED ADR	06/17/08	08/14/08	8,731.35	8,717.63		13.72
125004800	230	NOKIA CORP SPONSORED ADR	06/17/08	08/22/08	5,988.36	5,897.22		91.14
125004800	100 85	ORIX CORP SPONS ADR	08/23/07 12/18/07	05/09/08	8,511.32 7,234.62	11,086.36 7,584.78	(2,575.04) (350.16)	
125005000	430 135 50	ORIX CORP SPONS ADR	12/18/07 12/28/07 03/12/08	07/03/08	28,948.03 9,088.34 3,386.05	38,370.06 11,632.77 3,391.81	(9,422.03) (2,544.43) (25.76)	
125005100	360	PETROBRAS	08/28/07	05/21/08	27,731.65	10,427.58		17,304.07
125005200	370 280	PETROBRAS	08/28/07 12/18/07	06/20/08	24,436.99 18,492.86	10,717.24 14,517.05		13,719.75 3,976.81
125005300	420 280 180	PETROBRAS	12/18/07 03/12/08 06/09/08	07/23/08	23,878.21 15,918.81 10,233.51	21,775.57 15,938.62 12,191.31	(19.81) (1,957.80)	2,102.64
125005500	.0412 .0567 .22 .0319	REED ELSEVIER NV MERGER 01/07/08 758204101001	01/11/07 08/23/07 12/18/07 12/28/07	01/07/08	1.55 2.13 8.25 1.20	1.69 2.31 9.67 1.46	(.14) (.18) (1.42) (.26)	
125006100	540	STATOILHYDRO ASA SPONS ADR	10/16/07	08/22/08	16,573.74	18,284.43	(1,710.69)	
125006500	1,780 2,105	TECHTRONIC INDUSTRIES CO INC SPONSORED ADR (HKD)	08/23/07 12/18/07	04/29/08	8,009.95 9,472.45	9,612.00 9,763.41	(1,602.05) (290.96)	
125006800	6,125	TECHTRONIC INDUSTRIES CO INC SPONSORED ADR (HKD)	12/18/07	04/30/08	27,758.95	28,408.98	(650.03)	
125006700	403 862 1,365 230	TELE NORTE LESTE PARTICIPACOES *TLPP,-BRL SPONSORED ADR REPSTG PFD	10/19/07 10/22/07 12/18/07 12/28/07	06/17/08	10,647.80 22,775.20 36,065.14 6,076.92	8,511.84 18,321.72 26,194.21 4,531.51		2,135.96 4,453.48 9,870.93 1,545.41

Ref. 00009240 00081079

CITI GLOBAL IMPACT FUNDING  
Account Number 692-70197-18 643

**Summary of Short-Term Gain (Loss) 2008 - continued**

Reference number	Quantity	Security Description	Opening Trade Date	Closing Trade Date	Sale Proceeds	Cost	(Loss)	Gain
125008800	260	TEVA PHARMACEUTICAL INDS	01/11/07	01/09/08	\$ 12,954.46	\$ 8,526.39		\$ 4,428.07
	230	LTD ADR	08/23/07		11,459.71	9,427.17		2,032.54
	440		12/18/07		21,922.92	19,460.76		2,462.16
125008900	1,040	TEVA PHARMACEUTICAL INDS	12/18/07	01/29/08	46,412.81	45,998.16		414.65
	50	LTD ADR	12/28/07		2,231.39	2,352.95	(121.56)	
125007200	70	TOYOTA MOTOR CORP ADR NEW	12/28/07	12/22/08	4,269.52	7,498.25	(3,228.73)	
	150		05/21/08		9,148.96	15,292.37	(6,143.41)	
125007300	120	VALEO SPONS ADR -USD-	08/23/07	05/21/08	2,437.67	2,949.95	(512.28)	
125007400	290	VALEO SPONS ADR -USD-	08/23/07	08/14/08	6,149.24	7,129.04	(1,979.80)	
	610		12/18/07		10,831.16	13,242.37	(2,411.21)	
125007500	210	VALEO SPONS ADR -USD-	12/18/07	08/22/08	3,800.97	4,558.85	(757.88)	
<b>Total</b>					<b>\$ 1,102,073.11</b>	<b>\$ 1,245,582.06</b>	<b>(124,508.95)</b>	<b>\$ 100,491.33</b>

**Summary of Long-Term Gain (Loss) 2008**

This section shows your sales of securities during the year. The "Sale Proceeds" column excludes any accrued income you may have received. In addition, although cash in lieu less than \$20 is not included on Form 1099-B (if applicable), it is included in this section. Please note, this material is being prepared for informational purposes only and should not be used for tax preparation without the assistance of your tax advisor.

Reference number	Quantity	Security Description	Opening Trade Date	Closing Trade Date	Sale Proceeds	Cost	(Loss)	Gain
125000100	860	AEGON N V-ADR AMER REG-ADR	12/18/06	08/14/08	\$ 10,318.73	\$ 16,070.99	(5,752.26)	
	330		01/05/07		3,959.51	6,205.42	(2,245.91)	
	180		01/11/07		2,159.74	3,593.48	(1,433.72)	
125000200	120	AEGON N V-ADR AMER REG-ADR	01/11/07	08/22/08	1,410.03	2,395.65	(985.62)	
125000300	230	AKZO NOBEL N.V.ADR-EUR	12/18/06	08/14/08	13,690.76	13,882.53	(191.77)	
125000400	1,080	ALLIANZ SE ADR	12/18/06	08/14/08	17,296.66	21,638.20	(4,341.54)	
125000500	490	ALLIED IRISH BKS SPON ADR	12/18/06	08/14/08	12,791.28	29,142.95	(16,351.67)	
	210		01/05/07		5,481.98	12,516.29	(7,034.31)	
	280		01/11/07		7,309.30	16,117.67	(8,808.37)	
125000600	70	ALLIED IRISH BKS SPON ADR	08/23/07	09/25/08	1,195.94	3,717.35	(2,521.41)	
125000800	300	ASAHI KAISEI CORP ADR	12/18/06	08/14/08	13,445.92	19,845.42	(6,399.50)	
	110		01/05/07		4,930.17	7,221.82	(2,291.65)	

2  
0  
0  
8  
  
Y  
E  
A  
R  
  
E  
N  
D  
  
S  
U  
M  
M  
A  
R  
Y

Ref: 00009240 00081080

CITI GLOBAL IMPACT FUNDING  
Account Number 692-70197-18 643

Statement of Long Term Gain (Loss) 2008 - continued

Reference number	Quantity	Security Description	Opening Trade Date	Closing Trade Date	Sale Proceeds	Cost	(Loss)	Gain
125000900	520	ASTRAZENECA PLC SPON ADR	12/18/06	03/05/08	\$ 19,368.02	\$ 28,969.56	(\$ 9,601.54)	
	110		01/05/07		4,097.08	6,079.12	(1,982.04)	
	230		01/11/07		8,566.62	12,635.72	(4,069.10)	
125001000	570	AXA S.A.SPONS ADR	12/18/06	08/14/08	17,934.03	22,868.06	(4,934.03)	
	220		01/05/07		6,921.91	8,930.50	(2,008.59)	
	20		01/11/07		629.26	826.54	(197.28)	
125001100	120	AXA S.A.SPONS ADR	01/11/07	08/22/08	3,727.29	4,959.24	(1,231.95)	
125001200	55	BASF AG COMMON STOCK	12/18/06	01/10/08	8,235.08	5,220.78		3,014.30
125001300	160	BASF SE COMMON STOCK	12/18/06	08/14/08	8,473.12	7,593.86		1,879.26
125001400	190	BP PLC SPONS ADR	12/18/06	08/14/08	11,215.23	12,748.28	(1,533.05)	
125001500	290	BNP PARIBAS SPON ADR	12/18/06	08/14/08	12,943.06	15,799.78	(2,856.72)	
125001600	110	BNP PARIBAS SPON ADR	12/18/06	10/16/08	3,968.26	5,993.02	(2,024.76)	
	150		01/05/07		5,411.26	8,254.82	(2,843.56)	
	230		01/11/07		8,297.27	12,533.44	(4,236.17)	
	145		08/10/07		5,230.89	7,848.71	(2,617.82)	
	110		08/23/07		3,968.26	5,864.42	(1,896.16)	
125001800	1,060	BANCO SANTANDER S.A.	12/18/06	08/14/08	18,783.51	19,729.36	(945.85)	
125002100	400	CRH PLC ADR-USD	12/18/06	08/14/08	10,843.50	16,023.72	(5,180.22)	
	150		01/05/07		4,066.31	6,060.96	(1,994.65)	
	210		01/11/07		5,692.84	8,334.33	(2,641.49)	
125002400	885	COCA-COLA FEMSA S.A B DE C.V.SPONS ADR	01/22/07	04/03/08	48,727.38	35,060.96		13,666.42
125002500	115	COCA-COLA FEMSA S.A.B DE C.V.SPONS ADR	01/22/07	08/14/08	6,776.26	4,555.94		2,220.32
125002700	160	DBS GROUP HLDG LTD SP ADR	12/18/06	08/14/08	8,393.79	8,360.00	(966.21)	
125002800	440	E.ON AG SPONS ADR	12/18/06	03/25/08	27,125.57	19,836.04		7,289.53
	250		01/05/07		15,412.25	10,569.53		4,842.72
	230		01/11/07		14,179.27	9,903.04		4,276.23
125003000	380	GLAXOSMITHKLINE PLC SP ADR	12/18/06	08/14/08	18,018.96	19,850.78	(1,831.82)	
	90		01/05/07		4,267.65	4,846.67	(579.02)	
	100		01/11/07		4,741.83	5,280.22	(538.39)	
125003100	590	HOYA CORP SPONSORED ADR USD	05/16/07	05/21/08	15,665.41	18,637.63	(2,972.22)	
125003200	150	HOYA CORP SPONSORED ADR USD	05/16/07	08/14/08	3,334.48	4,738.38	(1,403.90)	

2  
0  
0  
8  
  
Y  
E  
A  
R  
  
E  
N  
D  
  
S  
U  
M  
M  
A  
R  
Y

Ref: 00009240 00081081

CITI GLOBAL IMPACT FUNDING  
Account Number 692-70197-18 643

2  
0  
0  
8  
  
Y  
E  
A  
R  
  
E  
N  
D  
  
S  
U  
M  
M  
A  
R  
Y

Reference number	Quantity	Security Description	Opening Trade Date	Closing Trade Date	Sale Proceeds	Cost	(Loss)	Gain
12500300	565	HOYA CORP SPONSORED ADR	05/16/07	11/05/08	\$ 9,772.75	\$ 17,847.90	(\$ 8,075.15)	
	150	USD	08/23/07		2,594.54	5,265.00	(2,670.48)	
12500300	250	HUTCHISON WHAMPOA LTD-ADR	06/19/07	08/14/08	11,105.81	12,521.38	(1,415.57)	
12500300	130	HUTCHISON WHAMPOA LTD-ADR	06/19/07	08/22/08	5,889.71	6,511.11	(621.40)	
12500300	460	ING GROEP NV SPONS ADR	12/18/06	08/14/08	14,863.20	20,102.74	(5,239.54)	
12500400	470	MITSUBISHI CORP	12/18/06	05/21/08	34,397.93	18,315.15		16,082.78
	200	SPONS ADR	01/05/07		14,637.42	7,303.04		7,334.38
	280		01/11/07		20,492.38	10,025.40		10,466.98
12500400	1,100	NIPPON TEL & TEL SPON ADR	07/19/07	08/14/08	26,484.22	24,591.38		1,892.84
12500400	270	NIPPON TEL & TEL SPON ADR	07/19/07	08/22/08	6,572.87	6,036.07		536.80
12500400	565	NIPPON TEL & TEL SPON ADR	07/19/07	10/30/08	11,809.84	12,631.03	(821.19)	
12500400	370	NORSK HYDRO A S SPONS ADR	12/18/06	08/14/08	3,791.82	10,912.82	(7,120.90)	
12500400	100	NORSK HYDRO A S SPONS ADR	12/18/06	08/22/08	1,058.36	2,949.41	(1,891.05)	
	270		01/05/07		2,857.58	7,672.62	(4,815.04)	
	60		01/11/07		635.02	1,699.51	(1,064.49)	
12500400	180	ORIX CORP SPONS ADR	12/18/06	05/09/08	15,320.38	25,045.34	(9,724.96)	
	50		01/05/07		4,255.66	7,310.58	(3,054.92)	
	90		01/11/07		7,660.19	12,715.09	(5,054.90)	
12500500	810	PRUDENTIAL PLC ADR	12/18/06	08/14/08	16,749.73	22,908.42	(6,158.69)	
	330		01/05/07		6,823.96	9,200.83	(2,376.87)	
12500500	.1014	REED ELSEVIER NV	12/18/06	01/07/08	3.80	3.94	(.14)	
	.0395	MERGER 01/07/08 758204101001	01/05/07		1.48	1.56	(.08)	
12500500	510.6446	REED ELSEVIER NV	12/18/06	08/14/08	16,914.79	19,867.26	(2,952.47)	
	39.3555		01/05/07		1,303.63	1,555.02	(251.39)	
12500500	360	REXAM PLC SPONS ADR	12/18/06	08/14/08	13,607.74	19,255.86	(5,648.12)	
		-NEW-						
12500500	160	RICOH CO LTD ADR-NEW	12/18/06	08/14/08	13,140.02	16,191.89	(3,051.87)	
12500500	460	SANOFI-AVENTIS	12/18/06	08/14/08	16,590.41	20,946.97	(4,356.56)	
	180	SPONS ADR	01/05/07		6,491.90	8,208.63	(1,716.73)	
	150		01/11/07		5,409.91	6,786.10	(1,376.19)	
12500600	330	SIGNET GROUP PLC, SPONS ADR	12/18/06	08/22/08	3,727.42	7,727.75	(4,000.33)	
		(NEW)						
12500600	180	TNT N V SPONSORED ADR-USD	12/18/06	08/14/08	6,293.88	7,572.85	(1,278.97)	
12500600	210	TNT N V SPONSORED ADR-USD	12/18/06	08/22/08	8,179.05	8,835.00	(655.95)	
12500600	940	TALISMAN ENERGY INC	12/18/06	05/21/08	23,322.11	15,894.74		7,427.37
	260		01/05/07		6,450.80	3,955.17		2,495.63



Ref: 00009240 00081082

CITI GLOBAL IMPACT FUNDING  
Account Number 692-70197-18 643

2  
0  
0  
8  
  
Y  
E  
A  
R  
  
E  
N  
D  
  
S  
U  
M  
M  
A  
R  
Y

**Details of Long Term Gain (Loss) 2008 - continued**

Reference number	Quantity	Security Description	Opening Trade Date	Closing Trade Date	Sale Proceeds	Cost	(Loss)	Gain
125006500	820	TECHTRONIC INDUSTRIES CO	12/18/06	04/29/08	\$ 3,689.98	\$ 5,535.00	(\$ 1,845.02)	
	790	INC SPONSORED ADR (HKD)	01/05/07		3,554.98	5,289.52	(1,734.54)	
	1,120		01/11/07		5,039.97	7,560.00	(2,520.03)	
125008800	620	TEVA PHARMACEUTICAL INDS	12/18/06	01/09/08	30,891.40	19,930.27		10,961.13
	210	LTD ADR	01/05/07		10,463.22	6,723.68		3,739.54
125007000	130	TOTAL S.A SPONS ADR	12/18/06	08/22/08	9,385.16	9,305.66		79.50
125007100	180	TOYOTA MOTOR CORP ADR NEW	12/18/06	08/14/08	16,141.11	22,728.91	(6,587.80)	
	30		01/05/07		2,690.19	3,993.36	(1,303.17)	
125007200	40	TOYOTA MOTOR CORP ADR NEW	01/05/07	12/22/08	2,439.73	5,324.47	(2,884.74)	
	100		01/11/07		6,099.32	12,894.63	(6,795.31)	
	120		08/23/07		7,319.18	13,826.66	(6,507.48)	
	595		12/18/07		36,290.93	63,222.14	(26,931.21)	
125007300	440	VALEO SPONS ADR -USD-	12/18/06	05/21/08	8,938.15	9,108.00	(169.85)	
	240		01/05/07		4,875.36	5,112.96	(237.60)	
	200		01/11/07		4,062.80	4,310.00	(247.20)	
125007800	530	VODAFONE GROUP PLC SPONS ADR NEW	12/18/06	08/14/08	13,872.72	14,985.12	(1,112.40)	
125007700	40	VODAFONE GROUP PLC SPONS ADR NEW	12/18/06	08/22/08	1,034.03	1,130.95	(96.92)	
	70		01/05/07		1,809.56	1,981.24	(171.68)	
125007900	760	ZURICH FINCL SVCS SPON ADR	12/18/06	08/14/08	19,660.25	20,281.97	(621.72)	
	260		01/05/07		6,725.88	7,124.63	(398.75)	
<b>Total</b>					<b>\$ 984,200.00</b>	<b>\$ 1,130,997.89</b>	<b>(\$ 285,003.82)</b>	<b>\$ 88,205.73</b>

**Details of Deposits and Withdrawals 2008**

This section reflects any deposits or withdrawals made to your account during the year.

**Deposits**

Reference number	Date	Description	Amount	Reference number	Date	Description	Amount
210000100	02/01/08	TNT N.V SPONSORED ADR-USD VERSUS PAYABLE DATE 05/09/07 TAX REFUND DIV P/D 05/09/07	\$ 78.24	210000200	03/11/08	FROM 692-17606-01 TO 692-70197-01	\$ 400,000.00
210000300	05/06/08	ALLIANZ SE ADR TAX REFUND OF 0314089 FOR RCD 05/02/07, PAY 05/10/07	74.44	210000400	05/06/08	BASF SE COMMON STOCK TAX REFUND OF .2487885 FOR RCD 04/26/07, PAY 05/07/07	119.42

Ref: 00009241 00081090

CITI GLOBAL IMPACT FUNDING  
Account Number 692-70291-13 643

Sales of Short-Term Gain (Loss) 2008

This section shows your sales of securities during the year. The "Sale Proceeds" column excludes any accrued income you may have received. In addition, although cash in lieu less than \$20 is not included on Form 1099-B (if applicable), it is included in this section. Please note, this material is being prepared for informational purposes only and should not be used for tax preparation without the assistance of your tax advisor.

2  
0  
0  
8  
  
Y  
E  
A  
R  
  
E  
N  
D  
  
S  
U  
M  
M  
A  
R  
Y

Reference number	Quantity	Security Description	Opening Trade Date	Closing Trade Date	Sale Proceeds	Cost	(Loss)	Gain
125000100	1,355	ACCENTURE LTD	10/11/07	03/26/08	\$ 47,485.26	\$ 56,070.17	(\$ 8,604.91)	
125000200	885	ACCENTURE LTD	10/11/07	03/28/08	30,777.13	36,621.48	(5,844.35)	
	361		10/19/07		12,554.28	14,512.20	(1,957.92)	
125000300	365	ACCENTURE LTD	10/19/07	04/18/08	14,348.54	14,673.00	(324.46)	
	30		10/24/07		1,179.33	1,165.50		13.83
125000400	3,429	NABORS INDUSTRIES LTD-USD NEW	08/25/08	10/28/08	39,166.50	120,562.27	(81,395.77)	
125000500	1,190	SEAGATE TECHNOLOGY -USD	11/02/07	03/26/08	25,622.43	33,866.45	(8,244.02)	
125000600	1,805	SEAGATE TECHNOLOGY -USD	11/02/07	03/28/08	37,085.48	51,368.86	(14,283.38)	
125000700	1,270	SEAGATE TECHNOLOGY	11/29/07	11/18/08	5,637.62	34,429.70	(28,792.08)	
	1,267	-USD	01/03/08		5,624.31	31,217.61	(25,593.30)	
125000800	685	AT&T INC	05/10/07	03/26/08	25,613.24	27,008.18	(1,394.94)	
	158		05/22/07		5,907.86	6,413.11	(505.25)	
125000900	181	AT&T INC	05/22/07	03/28/08	6,866.32	7,346.66	(480.34)	
	918		09/28/07		34,824.77	38,923.20	(4,098.43)	
	156		10/19/07		5,917.93	6,488.48	(568.55)	
125001000	224	AT&T INC	10/24/07	10/21/08	5,759.05	9,264.64	(3,505.59)	
	1,588		11/02/07		40,827.57	63,504.12	(22,676.55)	
	520		11/06/07		13,369.23	20,649.20	(7,279.97)	
	405		11/29/07		10,412.57	15,410.25	(4,997.68)	
125001100	430	ABBOTT LABORATORIES	04/28/08	08/13/08	25,250.61	22,307.80		2,942.81
125001200	116	ABBOTT LABORATORIES	04/28/08	11/14/08	6,514.33	6,017.92		496.41
125001300	382	AMERICAN INTL GROUP INC	05/10/07	03/26/08	17,075.98	27,404.60	(10,328.62)	
	202		05/22/07		9,029.70	14,582.38	(5,552.68)	
	248		09/28/07		11,085.98	16,797.04	(5,711.06)	
125001400	409	AMERICAN INTL GROUP INC	09/28/07	03/28/08	17,898.06	27,701.57	(10,003.51)	
	494		10/19/07		21,376.13	31,364.06	(9,987.93)	
125001500	50	AMERICAN INTL GROUP INC	10/19/07	04/18/08	2,423.49	3,174.50	(751.01)	
	123		10/24/07		5,961.78	7,844.94	(1,883.16)	
	118		11/02/07		5,719.42	6,812.14	(1,092.72)	

Ref: 00009241 00081091

CITI GLOBAL IMPACT FUNDING  
Account Number 692-70291-13 643

Details of Short Term Gain (Loss) 2008: continued

Reference number	Quantity	Security Description	Opening Trade Date	Closing Trade Date	Sale Proceeds	Cost	(Loss)	Gain
125001600	1,127	AMERICAN INTL GROUP INC	11/02/07	05/27/08	\$ 41,437.64	\$ 65,061.71	(\$ 23,624.07)	
	93		11/06/07		3,419.43	5,725.08	(2,305.65)	
	395		11/29/07		14,523.40	22,546.60	(8,023.20)	
	1,003		03/12/08		36,878.40	44,992.57	(8,114.17)	
125001700	409	APOLLO GROUP INC CL A	07/11/08	11/13/08	28,245.79	22,311.07		5,934.72
125001800	108	APOLLO GROUP INC CL A	07/11/08	11/14/08	7,451.85	5,891.43		1,560.42
125001900	256	APOLLO GROUP INC CL A	07/11/08	12/04/08	18,958.07	13,964.88		4,993.19
125002000	723	BAXTER INTL INC	02/08/08	03/28/08	41,787.03	43,706.29	(1,939.26)	
125002100	755	BAXTER INTL INC	02/08/08	03/28/08	43,381.90	45,640.73	(2,258.83)	
125002200	126	BAXTER INTL INC	02/08/08	04/18/08	7,735.46	7,616.86		118.60
125002300	192	BAXTER INTL INC	02/08/08	11/14/08	11,784.45	11,606.65		177.80
125002400	347	BECTON DICKINSON & CO	05/10/07	03/26/08	30,584.11	27,166.63		3,397.48
	193		05/22/07		16,999.64	14,911.18		2,088.46
125002500	6	BECTON DICKINSON & CO	05/22/07	03/28/08	525.95	483.58		62.39
	488		09/28/07		41,024.47	38,446.20		2,578.27
	29		10/19/07		2,542.12	2,396.58		145.58
125002600	590	BEST BUY INC	05/10/07	03/28/08	24,732.58	27,581.38	(2,848.80)	
	286		05/22/07		11,989.02	13,737.90	(1,748.88)	
	35		09/28/07		1,467.19	1,603.85	(136.66)	
125002700	926	BEST BUY INC	09/28/07	03/28/08	37,937.89	42,433.21	(4,495.32)	
	81		10/19/07		3,318.54	3,815.91	(497.37)	
125002800	162	BEST BUY INC	10/19/07	04/18/08	7,060.08	7,631.82	(571.74)	
125002900	292	BOEING CO	05/10/07	03/26/08	22,149.09	27,176.44	(5,027.35)	
	140		05/22/07		10,619.43	13,521.20	(2,901.77)	
	188		09/28/07		14,260.37	19,828.27	(5,567.90)	
125003000	162	BOEING CO	09/28/07	03/28/08	11,888.64	17,086.06	(5,197.42)	
	372		10/19/07		27,299.85	35,362.32	(8,062.47)	
125003100	19	BOEING CO	10/19/07	04/18/08	1,494.91	1,806.14	(311.23)	
	80		10/24/07		6,294.36	7,526.80	(1,232.44)	
125003200	780	CAMERON INTERNATIONAL CORP	05/10/07	03/26/08	32,723.14	26,218.73		6,504.41
	175		05/22/07		7,341.73	6,125.44		1,216.29
125003300	211	CAMERON INTERNATIONAL CORP	05/22/07	03/28/08	8,858.74	7,385.53		1,473.21
	698		09/28/07		29,305.20	32,879.29	(3,574.09)	
	157		10/19/07		6,591.57	7,871.19	(1,279.62)	

2008 YEAR END SUMMARY

Ref: 00009241 00091092

CITI GLOBAL IMPACT FUNDING  
Account Number 692-70291-13 643

Reference number	Quantity	Security Description	Opening Trade Date	Closing Trade Date	Sale Proceeds	Cost	(Loss)	Gain
125003400	293	CAMERON INTERNATIONAL CORP	10/19/07	04/18/08	\$ 14,708.96	\$ 14,689.56		\$ 19.40
	140		10/24/07		7,028.17	7,144.20	(116.03)	
	45		11/02/07		2,259.05	2,230.04		29.01
125003500	194	CAMERON INTERNATIONAL CORP	11/02/07	05/19/08	10,734.47	9,613.97		1,120.50
125003600	1,035	CISCO SYS INC	05/10/07	03/26/08	25,740.16	27,386.10	(1,645.94)	
	177		05/22/07		4,401.95	4,676.34	(274.39)	
125003700	385	CISCO SYS INC	05/22/07	03/28/08	9,317.47	10,171.70	(854.23)	
	869		09/28/07		21,030.87	28,798.57	(7,767.70)	
	395		10/19/07		9,559.49	12,580.75	(3,021.26)	
125003800	1,566	CISCO SYS INC	11/29/07	11/13/08	25,618.05	43,910.64	(18,292.59)	
	743		01/03/08		12,154.67	19,964.41	(7,809.74)	
125003900	510	COCA-COLA CO	05/10/07	03/26/08	31,314.18	26,836.20		4,477.96
	188		05/22/07		11,543.27	9,706.44		1,836.83
125004000	110	COCA-COLA CO	05/22/07	03/28/08	6,741.93	5,679.30		1,062.63
	621		09/28/07		38,061.29	35,651.61		2,409.68
125004100	424	COCA-COLA CO TRADE AS OF 10/10/08	10/19/07	10/10/08	17,699.53	25,211.04	(7,511.51)	
	131		10/24/07		5,468.49	7,854.76	(2,386.27)	
	869		11/02/07		40,450.10	58,300.08	(17,849.98)	
	282		11/06/07		11,771.85	17,181.70	(5,409.85)	
	243		01/03/08		10,143.82	15,009.87	(4,866.05)	
125004200	408	COLGATE PALMOLIVE CO	05/10/07	03/26/08	31,787.74	27,548.16		4,239.58
	21		05/22/07		1,636.14	1,408.05		228.09
125004300	201	COLGATE PALMOLIVE CO	05/22/07	03/28/08	15,688.28	13,477.05		2,211.23
	382		09/28/07		29,815.53	27,200.31		2,615.22
125004400	158	COLGATE PALMOLIVE CO TRADE AS OF 09/16/08	09/28/07	09/16/08	12,373.73	11,250.39		1,123.34
	46		10/19/07		3,602.48	3,331.76		270.72
125004500	2,259	DELL INC	10/02/07	03/26/08	45,586.11	62,490.04	(16,903.93)	
125004600	1,070	DELL INC	10/02/07	03/28/08	21,079.84	29,599.09	(8,519.25)	
	919		10/19/07		18,105.02	25,860.66	(7,755.64)	
	71		10/24/07		1,398.75	2,008.59	(609.84)	
125004700	588	EMERSON ELECTRIC CO	05/10/07	03/26/08	30,411.08	27,024.48		3,386.60
	162		05/22/07		8,378.56	7,454.83		923.73
125004800	161	EMERSON ELECTRIC CO	05/22/07	03/28/08	8,277.19	7,408.82		868.37
	627		09/28/07		32,234.78	33,362.67	(1,127.89)	
	69		10/19/07		3,547.37	3,516.24		31.13
125004900	423	EMERSON ELECTRIC CO	03/12/08	12/05/08	13,165.36	21,339.55	(8,174.19)	

2  
0  
0  
8  
  
Y  
E  
A  
R  
  
E  
N  
D  
  
S  
U  
M  
M  
A  
R  
Y

Ref: 00009241 00081093

CITI GLOBAL IMPACT FUNDING  
Account Number 692-70291-13 643

Reference number	Quantity	Security Description	Opening Trade Date	Closing Trade Date	Sale Proceeds	Cost	(Loss)	Gain
125005000	950	EXPRESS SCRIPTS INC.COMMON FULL PRICE IS 61.93964200	10/19/07	03/26/08	\$ 68,842.01	\$ 56,745.02		\$ 2,096.99
125006100	790	EXPRESS SCRIPTS INC.COMMON FULL PRICE IS 63.76565100	10/19/07	03/28/08	50,374.30	47,187.96		3,186.34
125006200	123	EXPRESS SCRIPTS INC.COMMON	10/19/07	04/18/08	8,462.79	7,346.99		1,115.80
125006300	303	FREEPORT MCMORAN COPPER & GOLD	05/10/07	03/26/08	28,729.11	21,649.92		7,079.19
	118	CL B	05/22/07		11,188.24	8,460.59		2,727.65
125006400	89	FREEPORT MCMORAN COPPER & GOLD	05/22/07	03/28/08	8,631.12	6,381.29		2,249.83
	341	CL B	09/28/07		33,069.82	36,384.70	(3,314.88)	
	75		10/19/07		7,273.42	8,244.71	(971.29)	
125006500	160	FREEPORT MCMORAN COPPER & GOLD	10/19/07	04/18/08	18,135.89	17,588.72		547.17
	14	CL B	10/24/07		1,586.89	1,546.72		40.17
125006600	42	FREEPORT MCMORAN COPPER & GOLD	10/24/07	05/27/08	4,863.19	4,640.16		223.03
		CL B						
125006700	510	FREEPORT MCMORAN COPPER & GOLD	11/02/07	10/28/08	12,488.30	57,222.00	(44,733.70)	
	141	CL B	11/06/07		3,452.65	15,996.45	(12,543.80)	
	408		11/29/07		9,990.64	39,192.48	(29,201.84)	
125006800	508	GENERAL DYNAMICS CORP	12/05/07	03/26/08	42,747.72	46,740.27	(3,992.55)	
125006900	527	GENERAL DYNAMICS CORP	12/05/07	03/28/08	44,046.17	48,488.43	(4,442.26)	
125008000	79	GENERAL DYNAMICS CORP	12/05/07	04/18/08	7,022.27	7,268.66	(246.39)	
125006100	315	GILEAD SCIENCES INC	05/10/07	03/10/08	14,551.22	12,804.74		1,746.48
125006200	335	GILEAD SCIENCES INC	05/10/07	03/26/08	16,951.48	13,617.73		3,333.75
	326		05/22/07		16,496.07	13,726.35		2,769.72
	146		09/28/07		7,387.81	5,945.12		1,442.69
125006300	855	GILEAD SCIENCES INC	09/28/07	03/28/08	42,621.28	34,815.60		7,805.68
125006400	592	GOODRICH CORP	11/02/07	03/26/08	34,185.07	41,392.64	(7,207.57)	
125006500	778	GOODRICH CORP	11/02/07	03/28/08	44,791.92	54,397.76	(9,605.84)	
125006600	137	GOODRICH CORP	11/02/07	04/18/08	8,476.88	9,579.04	(1,102.16)	
125006700	822	HALLIBURTON CO HOLDINGS CO	05/10/07	03/26/08	31,860.37	27,199.98		4,660.39
	311		05/22/07		12,054.23	11,289.30		764.93
	33		09/28/07		1,279.06	1,273.47		5.59
125006800	963	HALLIBURTON CO HOLDINGS CO	09/28/07	03/28/08	37,900.65	37,162.17		738.48
	262		10/19/07		10,311.50	10,267.78		43.72
125006900	431	HALLIBURTON CO HOLDINGS CO	10/19/07	04/18/08	20,252.57	16,890.89		3,361.68
	50		10/24/07		2,349.49	2,021.50		327.99
125007000	14	HALLIBURTON CO HOLDINGS CO	10/24/07	04/25/08	655.76	566.02		89.74

2008 YEAR END SUMMARY

Ref: 0009241 00081094

CITI GLOBAL IMPACT FUNDING  
Account Number 692-70291-13 643

2  
0  
0  
8  
  
Y  
E  
A  
R  
  
E  
N  
D  
  
S  
U  
M  
M  
A  
R  
Y

Reference number	Quantity	Security Description	Opening Trade Date	Closing Trade Date	Sale Proceeds	Cost	(Loss)	Gain
125007100	913	HARRIS CORP-DELAWARE-	01/03/08	03/26/08	\$ 44,503.97	\$ 56,477.81	(\$ 11,973.94)	
125007200	908	HARRIS CORP-DELAWARE-	01/03/08	03/28/08	44,082.82	56,168.61	(12,085.79)	
125007300	1,783	HARRIS CORP-DELAWARE-	01/03/08	08/02/08	99,164.20	110,295.84	(11,131.64)	
	809		03/12/08		44,993.74	39,208.27		5,785.47
125007400	810	H J HEINZ CO	01/11/08	03/26/08	37,008.49	37,628.61	(618.12)	
125007500	1,058	H J HEINZ CO	01/11/08	03/28/08	49,651.50	49,146.85		504.65
125007600	565	H J HEINZ CO TRADE AS OF 09/16/08	01/11/08	09/16/08	29,357.80	26,245.72		3,112.08
125007700	598	HEWLETT PACKARD CO	05/10/07	03/26/08	28,371.19	26,615.78		1,755.41
	162		05/22/07		7,685.84	7,383.96		301.88
125007800	146	HEWLETT PACKARD CO	05/22/07	03/28/08	6,774.32	6,654.68		119.64
	740		09/28/07		34,335.62	36,896.40	(2,560.78)	
	3		10/19/07		139.20	155.79	(16.59)	
125007900	156	HONEYWELL INTL INC	04/19/07	03/28/08	8,698.78	7,601.82		1,096.96
	456		05/10/07		25,427.19	25,855.20	(428.01)	
	206		05/22/07		11,486.64	11,838.82	(351.98)	
125008000	43	HONEYWELL INTL INC	05/22/07	03/28/08	2,404.22	2,471.21	(66.99)	
	670		09/28/07		37,461.10	39,938.70	(2,477.60)	
	113		10/19/07		6,318.06	6,648.92	(330.86)	
125008100	162	HONEYWELL INTL INC	10/19/07	04/18/08	9,875.90	9,532.08		343.82
125008200	527	ILLINOIS TOOL WORKS INC	05/10/07	03/26/08	25,954.51	27,414.54	(1,460.03)	
	181		05/22/07		8,914.17	9,802.96	(888.79)	
125008300	69	ILLINOIS TOOL WORKS INC	05/22/07	03/28/08	3,317.64	3,737.04	(419.40)	
	600		09/28/07		28,849.06	35,916.00	(7,066.94)	
	189		10/19/07		9,087.45	10,618.02	(1,530.57)	
125008400	176	ILLINOIS TOOL WORKS INC	10/19/07	04/18/08	9,196.12	9,887.68	(691.56)	
125008500	249	ILLINOIS TOOL WORKS INC	10/19/07	10/10/08	8,366.25	13,988.82	(5,622.57)	
	139	TRADE AS OF 10/10/08	10/24/07		4,670.32	7,842.38	(3,172.06)	
	1,049		11/02/07		35,245.78	59,394.38	(24,148.60)	
	302		11/06/07		10,147.02	17,189.84	(7,042.82)	
	698		01/03/08		23,452.40	36,242.95	(12,790.55)	
125008600	1,310	INTEL CORP	11/05/07	03/26/08	28,492.18	34,967.31	(6,475.13)	
125008700	1,867	INTEL CORP	11/05/07	03/28/08	39,190.69	49,835.08	(10,644.39)	
125008800	3,793	INTEL CORP	11/05/07	04/14/08	78,663.72	101,245.03	(22,581.31)	
	543		11/06/07		11,261.38	14,905.35	(3,643.97)	

Ref: 00009241 00081095

CITI GLOBAL IMPACT FUNDING  
Account Number 692-70291-13 643

Short Term Gain (Loss) 2008 - continued

Reference number	Quantity	Security Description	Opening Trade Date	Closing Trade Date	Sale Proceeds	Cost	(Loss)	Gain
	633		11/29/07		\$ 13,127.90	\$ 16,622.58	(\$ 3,494.68)	
	1,016		01/03/08		21,071.01	24,973.28	(3,902.27)	
125008900	256	INTL BUSINESS MACHINES CORP	05/10/07	03/26/08	29,766.38	26,798.08		2,968.30
	131		05/22/07		15,232.01	13,986.87		1,245.14
	68		09/28/07		7,906.70	8,011.08	(104.38)	
125009000	241	INTL BUSINESS MACHINES CORP	09/28/07	03/28/08	27,654.45	28,392.21	(737.76)	
	131		10/19/07		15,032.08	14,801.69		230.39
125009100	74	INTL BUSINESS MACHINES CORP	10/19/07	04/18/08	9,227.00	8,361.26		865.74
125009200	16	INTL BUSINESS MACHINES CORP	10/19/07	05/27/08	2,010.89	1,807.84		203.05
125009300	431	JOHNSON & JOHNSON	05/10/07	03/26/08	27,833.67	27,415.91		417.76
	13		05/22/07		839.53	829.27		10.26
125009400	216	JOHNSON & JOHNSON	05/22/07	03/28/08	13,887.44	13,778.64		108.80
	470		09/28/07		30,218.03	30,827.30	(609.27)	
125009500	1,260	JOHNSON CONTROLS INC	08/21/07	03/26/08	43,750.87	47,004.51	(3,253.64)	
	244		09/28/07		8,472.39	9,615.81	(1,143.42)	
125009700	809	JOHNSON CONTROLS INC	09/28/07	03/28/08	26,934.14	31,881.84	(4,947.80)	
	346		10/19/07		11,519.42	14,198.38	(2,678.96)	
125009800	253	JOHNSON CONTROLS INC	10/19/07	08/22/08	7,959.39	10,380.59	(2,421.20)	
	226		10/24/07		7,109.97	9,260.21	(2,150.24)	
	1,240		11/02/07		39,010.43	53,146.40	(14,135.97)	
	428		11/06/07		13,464.89	18,333.89	(4,869.00)	
	775		11/29/07		24,381.52	29,665.53	(5,284.01)	
	857		01/03/08		26,961.23	30,037.85	(3,076.62)	
125009900	1,857	KROGER CO	08/15/07	03/26/08	47,044.34	46,325.84		718.50
	53		09/28/07		1,342.68	1,511.56	(168.88)	
125010000	1,277	KROGER CO	09/28/07	03/28/08	32,384.36	36,420.04	(4,035.68)	
	516		10/19/07		13,085.61	14,551.20	(1,465.59)	
125010100	1,181	KROGER CO	11/02/07	10/28/08	30,110.73	33,209.72	(3,098.99)	
125010200	442	LABORATORY CORP AMER HLDGS NEW	03/18/08	03/26/08	32,261.66	32,886.97	(625.31)	
125010300	620	LABORATORY CORP AMER HLDGS NEW	03/18/08	03/28/08	45,489.82	46,131.04	(641.22)	
125010400	1,718	LABORATORY CORP AMER HLDGS NEW	03/18/08	08/22/08	124,480.94	127,827.61	(3,346.67)	
125010500	488	LAM RESEARCH CORP	05/10/07	03/26/08	18,144.81	26,021.09	(7,876.28)	
	115	FULL PRICE IS 37 18242000	05/22/07		4,275.94	5,939.47	(1,663.53)	
125010600	194	LAM RESEARCH CORP	05/22/07	03/28/08	7,316.43	10,019.64	(2,703.21)	
	736		09/28/07		27,757.19	39,440.92	(11,683.73)	
	331		10/19/07		12,483.20	17,961.58	(5,478.38)	

2008 YEAR END SUMMARY

Ref: 00009241 00081096

CITI GLOBAL IMPACT FUNDING  
Account Number 692-70291-13 643

Short-Term Gain/(Loss) 2008 - continued

Reference number	Quantity	Security Description	Opening Trade Date	Closing Trade Date	Sale Proceeds	Cost	(Loss)	Gain
125010700	171	LAM RESEARCH CORP	10/19/07	04/18/08	\$ 7,353.85	\$ 9,279.25	(\$ 1,925.40)	
	207		10/24/07		8,902.02	11,037.24	(2,135.22)	
125010800	7	LAM RESEARCH CORP	10/24/07	05/19/08	292.08	373.24	(81.16)	
	1,431		11/02/07		59,710.14	69,721.96	(10,011.82)	
	508		11/06/07		21,113.44	24,100.78	(2,987.34)	
	150		11/29/07		6,258.92	7,107.60	(848.68)	
	862		01/03/08		35,967.96	36,238.48	(270.52)	
125010900	448	ELI LILLY & CO	05/10/07	03/26/08	22,399.75	26,624.19	(4,224.44)	
	245		05/22/07		12,249.87	14,596.86	(2,346.99)	
	24		09/28/07		1,199.99	1,367.28	(167.29)	
125011000	739	ELI LILLY & CO	09/28/07	03/28/08	37,275.85	42,100.83	(4,824.98)	
	190		10/19/07		9,583.78	10,790.10	(1,206.32)	
125011100	277	LOCKHEED MARTIN CORP	05/10/07	03/26/08	27,948.99	27,403.61		545.38
	44		05/22/07		4,439.55	4,179.12		260.43
125011200	127	LOCKHEED MARTIN CORP	05/22/07	03/28/08	12,729.26	12,062.46		666.80
	313		09/28/07		31,372.11	33,901.03	(2,528.92)	
125011300	5	LOCKHEED MARTIN CORP	09/28/07	04/18/08	531.90	541.55	(9.65)	
	55		10/19/07		5,850.86	5,920.20	(69.34)	
125011400	145	LOCKHEED MARTIN CORP	10/19/07	08/21/08	16,561.71	15,607.80		953.91
125011500	442	MEMC ELECTRONIC MATERIALS INC	05/10/07	03/26/08	36,018.18	26,661.44		9,356.74
	92		05/22/07		7,487.00	5,299.20		2,197.80
125011600	195	MEMC ELECTRONIC MATERIALS INC	05/22/07	03/28/08	13,886.57	11,232.00		2,654.57
	139		09/28/07		9,898.64	8,270.50		1,628.14
125011700	119	MEMC ELECTRONIC MATERIALS INC	09/28/07	04/18/08	9,203.70	7,080.50		2,123.20
125011800	413	MEMC ELECTRONIC MATERIALS INC	09/28/07	07/10/08	21,287.34	24,573.50	(3,286.16)	
	454		10/19/07		23,400.62	27,258.16	(3,857.54)	
	104		10/24/07		5,360.49	6,387.68	(1,027.19)	
	522		11/02/07		26,905.55	37,463.94	(10,558.39)	
	154		11/06/07		7,937.66	11,480.70	(3,543.04)	
125011800	315	MANPOWER INC WIS NEW	05/10/07	03/14/08	17,216.26	26,630.10	(9,413.84)	
	154		05/22/07		8,416.84	13,453.44	(5,036.60)	
	850		09/28/07		46,456.58	54,634.86	(8,178.28)	
	271		10/19/07		14,811.45	19,217.10	(4,405.65)	
	165		10/24/07		9,018.04	11,424.60	(2,406.56)	
	773		11/02/07		42,248.16	55,204.18	(12,956.02)	
	366		11/06/07		20,003.66	25,210.89	(5,207.23)	
	552		11/29/07		30,169.45	33,234.98	(3,065.53)	
	625		01/03/08		34,159.23	33,768.69		390.54

2008 YEAR END SUMMARY



Ref: 00009241 00081097

CITI GLOBAL IMPACT FUNDING  
Account Number 692-70291-13 643

Short-Term Gain (Loss) 2008 continued

Reference number	Quantity	Security Description	Opening Trade Date	Closing Trade Date	Sale Proceeds	Cost	(Loss)	Gain
125012000	451	MCDONALDS CORP	05/10/07	03/26/08	\$ 25,026.61	\$ 22,454.16		\$ 2,572.45
125012100	80	MCDONALDS CORP	05/10/07	03/28/08	4,436.13	3,983.00		453.13
	246		05/22/07		13,641.09	12,922.38		718.71
	494		09/28/07		27,393.07	26,784.43		608.64
125012200	85	MCDONALDS CORP	09/28/07	04/18/08	4,947.82	4,608.66		339.16
125012300	158	MCDONALDS CORP	09/28/07	08/13/08	9,842.71	8,586.68		1,276.03
	137		10/19/07		8,534.50	7,786.39		748.11
125012400	873	MICROSOFT CORP	05/10/07	03/26/08	24,976.25	26,825.54	(1,849.29)	
	231		05/22/07		6,608.84	7,132.82	(523.98)	
125012500	241	MICROSOFT CORP	05/22/07	03/28/08	6,786.49	7,441.60	(655.11)	
	1,274		09/28/07		35,875.44	37,404.64	(1,529.20)	
125012600	225	MICROSOFT CORP	09/28/07	04/18/08	6,759.30	6,606.00		153.30
	10		10/19/07		300.41	305.40	(4.99)	
125012700	44	MORGAN STANLEY	01/25/07	01/07/08	2,131.48	3,038.93	(907.45)	
	53		03/06/07		2,667.47	3,270.84	(703.37)	
	312		05/10/07		15,114.14	22,073.90	(6,959.76)	
	167		05/22/07		8,089.94	11,886.73	(3,896.79)	
	222		08/10/07		10,754.29	13,288.43	(2,534.14)	
	641		09/28/07		31,051.81	40,442.10	(9,390.29)	
	480		10/19/07		23,252.52	29,817.60	(6,565.08)	
	125		10/24/07		6,055.34	7,828.25	(1,770.91)	
	1,185		11/02/07		57,404.67	68,667.67	(11,263.00)	
	622		11/06/07		30,131.40	33,258.34	(3,126.94)	
	227		11/29/07		10,996.51	11,863.02	(866.51)	
	317		01/03/08		15,356.35	16,258.61	(902.26)	
125012800	808	MURPHY OIL CORP	05/22/07	03/26/08	64,194.49	49,370.58		14,823.91
	27		09/28/07		2,145.11	1,888.59		256.52
125012900	465	MURPHY OIL CORP	09/28/07	03/28/08	37,729.68	32,525.68		5,204.00
	138		10/19/07		11,197.20	10,554.88		642.32
125013000	122	MURPHY OIL CORP	10/19/07	04/18/08	11,287.80	9,331.12		1,956.68
	53		10/24/07		4,903.71	4,035.39		868.32
125013100	101	NATIONAL OILWELL VARCO INC	07/17/07	01/07/08	7,193.37	5,716.17		1,477.20
125013200	497	NATIONAL OILWELL VARCO INC	07/17/07	03/26/08	28,443.74	28,128.06		315.68
125013300	296	NATIONAL OILWELL VARCO INC	07/17/07	03/28/08	16,845.76	16,752.33		93.43
	352		09/28/07		20,032.80	25,755.84	(5,723.04)	
	137		10/19/07		7,796.86	9,744.40	(1,947.54)	

2008 YEAR END SUMMARY

Ref: 00009241 00081098

CITI GLOBAL IMPACT FUNDING  
Account Number 692-70291-13 643

2  
0  
0  
8  
  
Y  
E  
A  
R  
  
E  
N  
D  
  
S  
U  
M  
M  
A  
R  
Y

for Short-Term Gain (Loss) 2008 - continued								
Reference number	Quantity	Security Description	Opening Trade Date	Closing Trade Date	Sale Proceeds	Cost	(Loss)	Gain
125013400	292	NATIONAL OILWELL VARCO INC	10/19/07	04/18/08	\$ 21,518.82	\$ 20,769.08		\$ 749.74
	88		10/24/07		6,485.12	6,402.00		83.12
	99		11/02/07		7,295.77	7,299.00	(3.23)	
125013500	504	NATIONAL OILWELL VARCO INC	03/12/08	12/04/08	11,069.34	30,892.68	(19,823.34)	
125013600	511	NIKE INC CL B	05/10/07	03/26/08	34,646.42	27,393.69		7,251.73
	249		05/22/07		16,882.01	13,781.05		3,100.96
	182		09/28/07		12,339.47	10,668.49		1,670.98
125013700	474	NIKE INC CL B	09/28/07	03/28/08	31,328.11	27,784.98		3,543.13
	150		10/19/07		9,913.96	9,555.69		358.27
125013800	51	NIKE INC CL B	10/19/07	06/11/08	3,467.93	3,248.94		218.99
125013900	498	NORDSTROM INC	05/10/07	03/10/08	16,600.15	27,209.38	(10,609.23)	
	311		05/22/07		10,366.76	16,231.06	(5,864.30)	
	969		09/28/07		32,300.29	46,021.98	(13,721.69)	
	1,139		10/19/07		37,967.01	44,455.17	(6,488.16)	
	319		10/24/07		10,633.43	12,117.95	(1,484.52)	
	1,769		11/02/07		58,967.20	64,621.57	(5,654.37)	
1,068	11/06/07	35,600.31	35,498.29		102.02			
125014000	415	NUCOR CORP	05/10/07	03/26/08	29,819.79	27,018.82		2,800.97
	217		05/22/07		15,592.51	14,323.22		1,269.29
	623		09/28/07		44,765.61	37,184.69		7,580.92
125014100	148	NUCOR CORP	09/28/07	03/28/08	10,234.44	8,833.60		1,400.84
	408		10/19/07		28,213.86	24,450.01		3,763.85
125014200	68	NUCOR CORP	10/19/07	04/18/08	5,018.37	4,075.00		943.37
	28		10/24/07		2,066.39	1,713.58		352.81
125014300	1,141.155	NVIDIA CORP FULL PRICE IS 19.65440700	05/10/07	03/26/08	22,428.48	25,036.94	(2,608.46)	
	512.845		05/22/07		10,079.55	12,113.40	(2,033.85)	
	827		09/28/07		16,254.01	30,342.63	(14,088.62)	
	174		10/19/07		3,419.83	6,615.39	(3,195.56)	
125014400	490	NVIDIA CORP FULL PRICE IS 20.02510400	10/19/07	03/28/08	9,812.19	18,629.53	(8,817.34)	
	286		10/24/07		5,727.12	10,683.46	(4,956.34)	
	1,634		11/02/07		32,720.65	59,866.49	(27,145.84)	
125014500	42	NVIDIA CORP	11/02/07	08/13/08	513.12	1,538.80	(1,025.68)	
	364		11/06/07		4,447.07	13,776.31	(9,329.24)	
	965		11/29/07		11,789.63	31,958.87	(20,169.24)	
	4,903		03/12/08		59,901.09	92,318.59	(32,417.50)	
125014600	502	OMNICOM GROUP INC	05/10/07	03/26/08	22,420.02	25,842.96	(3,422.94)	

Ref: 00009241 00081099

CITI GLOBAL IMPACT FUNDING  
Account Number 692-70291-13 643

2  
0  
0  
8  
  
Y  
E  
A  
R  
  
E  
N  
D  
  
S  
U  
M  
M  
A  
R  
Y

Reference number	Quantity	Security Description	Opening Trade Date	Closing Trade Date	Sale Proceeds	Cost	(Loss)	Gain
125014700	38	OMNICOM GROUP INC	05/10/07	03/28/08	\$ 1,896.88	\$ 1,956.24	(\$ 259.56)	
	276		05/22/07		12,323.26	14,343.72	(2,020.46)	
	688		09/28/07		30,718.86	33,157.75	(2,438.89)	
125014800	1,232	OMNICOM GROUP INC	11/02/07	10/28/08	32,402.77	61,408.30	(29,005.53)	
	419		11/06/07		11,020.10	20,622.05	(9,601.95)	
	272		11/29/07		7,153.87	13,050.34	(5,896.47)	
125014800	1,403	ORACLE CORP	05/10/07	03/28/08	29,322.37	26,284.16		3,068.21
	432		05/22/07		9,028.70	8,393.37		635.33
125015000	276	ORACLE CORP	05/22/07	03/28/08	5,387.87	5,382.43		25.44
	1,479		09/28/07		28,871.98	32,079.51	(3,207.53)	
125015100	177	ORACLE CORP	09/28/07	04/18/08	3,885.92	3,839.13		28.79
	437		10/19/07		9,544.68	9,211.96		332.72
125015200	187	ORACLE CORP	10/19/07	06/11/08	4,156.70	3,941.96		214.74
125015400	395	PRAXAIR INC	05/10/07	03/26/08	33,401.42	26,310.91		7,090.51
125015500	10	PRAXAIR INC	05/10/07	03/28/08	832.61	868.10		166.51
	190		05/22/07		15,819.53	13,229.70		2,589.83
	304		09/28/07		25,311.24	25,386.43	(75.19)	
125015600	77	PRAXAIR INC	09/28/07	04/18/08	7,098.39	6,430.12		668.27
	61		10/19/07		5,621.82	5,020.91		600.91
125015700	482	PRUDENTIAL FINANCIAL INC	06/20/07	03/26/08	36,442.46	49,239.72	(12,797.26)	
	184		09/28/07		13,911.64	17,959.87	(4,048.23)	
125015800	267	PRUDENTIAL FINANCIAL INC	09/28/07	03/28/08	20,164.74	26,061.34	(5,896.60)	
	311		10/19/07		23,487.77	29,834.23	(6,346.46)	
	14		10/24/07		1,057.32	1,326.50	(269.18)	
125015900	99	PRUDENTIAL FINANCIAL INC	10/24/07	06/12/08	6,926.59	9,380.25	(2,453.66)	
	583		11/02/07		40,789.95	56,227.44	(15,437.48)	
	215		11/06/07		15,042.60	20,621.73	(5,579.13)	
	154		11/29/07		10,774.70	14,269.64	(3,494.94)	
	618		03/12/08		43,238.75	45,104.30	(1,865.55)	
125016000	490	SCHLUMBERGER LTD	12/04/07	03/26/08	41,799.33	45,850.72	(4,051.39)	
125016100	545	SCHLUMBERGER LTD	12/04/07	03/28/08	48,815.80	50,997.23	(4,181.43)	
125016200	191	SCHLUMBERGER LTD	12/04/07	04/18/08	19,057.87	17,872.42		1,185.45
125016300	1,034	SCHLUMBERGER LTD	12/04/07	07/10/08	101,478.88	96,754.38		4,724.50
	236		03/12/08		23,161.52	20,161.93		2,999.59
125016400	637	SMITH INTERNATIONAL INC DE	08/13/07	03/26/08	39,823.14	39,482.28		340.86

Ref: 0009241 00081100

CITI GLOBAL IMPACT FUNDING  
Account Number 692-70291-13 643

Short Term Gain (Loss) 2008 - continued

Reference number	Quantity	Security Description	Opening Trade Date	Closing Trade Date	Sale Proceeds	Cost	(Loss)	Gain
125016800	131	SMITH INTERNATIONAL INC DE	08/13/07	03/28/08	\$ 8,214.38	\$ 8,119.59		\$ 94.79
	499		09/28/07		31,289.90	35,956.94	(4,667.04)	
	94		10/19/07		5,894.29	6,106.73	(212.44)	
125016800	349	SMITH INTERNATIONAL INC DE	10/19/07	04/18/08	26,820.49	22,672.85		4,147.64
125016700	129	SMITH INTERNATIONAL INC DE	10/19/07	05/14/08	10,495.24	8,380.51		2,114.73
	63		10/24/07		5,125.58	4,243.05		882.53
	924		11/02/07		75,175.20	61,458.20		13,717.00
	221		11/06/07		17,980.22	14,948.44		3,031.78
	318		11/29/07		25,871.98	20,183.81		5,688.17
125016800	44	STATE STREET CORP	08/09/07	01/07/08	3,632.78	3,113.12		519.66
125016800	487	STATE STREET CORP	08/09/07	03/26/08	39,842.34	34,456.62		5,385.72
125017000	165	STATE STREET CORP	08/09/07	03/28/08	13,050.99	11,674.21		1,376.78
	338		08/28/07		26,734.76	23,109.06		3,625.70
125017100	96	TEREX CORP NEW	05/09/07	03/26/08	6,114.65	7,770.23	(1,655.58)	
	335		05/10/07		21,337.59	27,028.81	(5,691.22)	
	189		05/22/07		12,038.22	15,138.90	(3,100.68)	
	51		09/28/07		3,248.41	4,603.26	(1,354.85)	
125017200	335	TEREX CORP NEW	09/28/07	03/28/08	20,840.96	30,237.10	(9,396.14)	
	327		10/19/07		20,343.26	27,011.84	(6,668.58)	
125017300	114	TEREX CORP NEW	10/19/07	04/18/08	8,189.14	9,416.97	(1,227.83)	
	103		10/24/07		7,398.96	8,504.71	(1,105.75)	
	29		11/02/07		2,083.21	2,112.80	(29.59)	
125017400	1,000	TEREX CORP NEW	11/02/07	08/16/08	34,758.60	72,855.10	(38,096.50)	
	251	TRADE AS OF 09/16/08	11/06/07		8,724.41	18,322.87	(9,598.46)	
	521		11/29/07		18,109.23	33,104.55	(14,995.32)	
125017500	292	3M COMPANY	05/10/07	03/26/08	22,797.76	24,752.84	(1,955.08)	
125017500	20	3M COMPANY	05/10/07	03/28/08	1,563.29	1,695.40	(132.11)	
	153		05/22/07		11,959.14	13,454.82	(1,495.68)	
	400		09/28/07		31,265.73	37,399.80	(6,134.07)	
125017700	11	3M COMPANY	09/28/07	04/18/08	911.78	1,028.49	(116.71)	
	66		10/19/07		5,470.71	5,776.65	(305.94)	
125017800	399	UNITED TECHNOLOGIES CORP	05/10/07	03/26/08	27,694.88	27,178.80		516.08
	147		05/22/07		10,203.38	10,139.66		63.72
125018000	60	UNITED TECHNOLOGIES CORP	05/22/07	03/28/08	4,145.49	4,138.64		6.85
	414		09/28/07		28,603.89	33,331.93	(4,728.04)	
	174		10/19/07		12,021.93	13,401.48	(1,379.55)	

2008 YEAR END SUMMARY

Ref: 0009241 00081101

CITI GLOBAL IMPACT FUNDING

Account Number 692-70291-13 643

161 of Short Term Gain (Loss) 2008 continued

Reference number	Quantity	Security Description	Opening Trade Date	Closing Trade Date	Sale Proceeds	Cost	(Loss)	Gain
125018100	522	UNITEDHEALTH GROUP INC	05/10/07	03/26/08	\$ 17,983.74	\$ 27,780.84	(\$ 9,797.10)	
	259		05/22/07		8,922.97	14,050.75	(5,127.78)	
	52		09/28/07		1,791.49	2,503.18	(711.69)	
125018200	925	UNITEDHEALTH GROUP INC	09/28/07	03/28/08	31,803.00	44,527.65	(12,724.65)	
	378		10/19/07		12,996.25	18,045.34	(5,049.09)	
125018300	233	UNITEDHEALTH GROUP INC	10/19/07	04/18/08	8,682.32	11,123.19	(2,440.87)	
	32		10/24/07		1,192.42	1,539.81	(347.39)	
125018400	131	UNITEDHEALTH GROUP INC	10/24/07	04/28/08	4,413.85	6,303.59	(1,889.74)	
	1,176		11/02/07		39,623.66	57,258.85	(17,635.29)	
	349		11/06/07		11,759.03	17,219.31	(5,460.28)	
	1,748		03/12/08		58,896.26	63,064.34	(4,168.08)	
125018500	103	WAL-MART STORES INC	05/27/08	11/14/08	5,564.51	5,797.26	(232.75)	
125018600	160	WALGREEN CO NEW	03/13/07	02/07/08	5,568.61	7,213.26	(1,644.65)	
	617		05/10/07		21,473.95	27,592.24	(6,118.29)	
	324		05/22/07		11,276.44	14,567.04	(3,290.60)	
	825		09/28/07		28,713.15	38,923.50	(10,210.35)	
	1,222		10/19/07		42,530.26	46,448.22	(3,917.96)	
	127		10/24/07		4,420.08	4,983.48	(563.40)	
	1,552		11/02/07		54,015.52	60,419.36	(6,403.84)	
	569		11/06/07		19,803.37	21,792.70	(1,989.33)	
	351		11/29/07		12,216.14	13,046.67	(830.53)	
639	01/03/08	22,239.65	22,473.63	(233.88)				
125018700	476	WYETH	05/10/07	03/26/08	19,972.74	26,651.24	(6,678.50)	
	226		05/22/07		9,482.86	13,211.96	(3,729.10)	
	126		09/28/07		5,286.89	5,594.40	(307.51)	
125018800	1,057	WYETH	09/28/07	03/28/08	44,110.13	46,930.80	(2,820.67)	
125018900	24	WYETH	09/28/07	04/18/08	1,074.95	1,065.60		9.35
	165		10/19/07		7,390.31	7,885.35	(495.04)	
125019000	279	WYETH	10/19/07	07/22/08	12,667.23	13,333.41	(666.18)	
	227		10/24/07		10,306.31	10,678.08	(371.77)	
	1,232		11/02/07		55,935.57	58,354.54	(2,418.97)	
	335		11/06/07		15,209.75	16,076.65	(866.90)	
	756		01/03/08		34,324.09	33,747.84		576.25
125019100	1,178	YUM BRANDS INC	03/10/08	03/26/08	44,600.82	41,480.91		3,119.91
125019200	1,099	YUM BRANDS INC	03/10/08	03/28/08	40,535.62	38,699.09		1,836.53
125019300	213	YUM BRANDS INC	03/10/08	04/18/08	8,471.94	7,500.37		971.57
<b>Total</b>					<b>\$ 8,122,436.82</b>	<b>\$ 9,367,241.78</b>	<b>(\$ 1,552,328.20)</b>	<b>\$ 287,521.24</b>

2008 YEAR END SUMMARY

Ref: 00009241 00081102

CITI GLOBAL IMPACT FUNDING  
Account Number 692-70291-13 643

**List of Long Term Gain/Loss 2008**

This section shows your sales of securities during the year. The "Sale Proceeds" column excludes any accrued income you may have received. In addition, although cash in lieu less than \$20 is not included on Form 1099-B (if applicable), it is included in this section. Please note, this material is being prepared for informational purposes only and should not be used for tax preparation without the assistance of your tax advisor.

2  
0  
0  
8  
  
Y  
E  
A  
R  
  
E  
N  
D  
  
S  
U  
M  
M  
A  
R  
Y

Reference number	Quantity	Security Description	Opening Trade Date	Closing Trade Date	Sale Proceeds	Cost	(Loss)	Gain
125000700	3,595	SEAGATE TECHNOLOGY -USD	11/02/07	11/18/08	\$ 15,958.47	\$ 102,310.82	(\$ 86,352.35)	
125000800	99	AT&T INC	01/25/07	03/26/08	3,701.77	3,634.29		67.48
	99		03/06/07		3,701.77	3,569.94		131.83
125001000	578	AT&T INC	10/19/07	10/21/08	14,860.41	24,033.24	(9,172.83)	
125001300	53	AMERICAN INTL GROUP INC	01/25/07	03/26/08	2,369.18	3,648.40	(1,277.22)	
	49		03/06/07		2,190.37	3,420.20	(1,229.83)	
125002400	46	BECTON DICKINSON & CO	01/25/07	03/26/08	4,051.73	3,448.62		603.11
	50		03/06/07		4,404.05	3,725.00		679.05
125002600	73	BEST BUY INC	01/25/07	03/26/08	3,060.13	3,636.86	(576.73)	
	80		03/06/07		3,353.57	3,718.40	(364.83)	
125002900	42	BOEING CO	01/25/07	03/26/08	3,185.83	3,629.64	(443.81)	
	39		03/06/07		2,958.27	3,424.20	(465.93)	
125003200	38	CAMERON INTERNATIONAL CORP	03/06/07	03/26/08	1,594.20	1,083.76		510.44
125003600	138	CISCO SYS INC	01/25/07	03/26/08	3,432.02	3,633.48	(201.46)	
	138		03/06/07		3,432.02	3,581.10	(149.08)	
125003800	606	CISCO SYS INC	10/19/07	11/13/08	9,913.50	19,301.10	(9,387.60)	
	390		10/24/07		6,379.87	12,113.40	(5,733.43)	
	1,640		11/02/07		26,828.61	53,138.00	(26,307.39)	
	269		11/06/07		4,400.55	9,170.21	(4,769.66)	
125003900	76	COCA-COLA CO	01/25/07	03/26/08	4,666.42	3,652.56		1,013.86
	76		03/06/07		4,666.42	3,569.72		1,096.70
125004100	4	COCA-COLA CO TRADE AS OF 10/10/08	09/28/07	10/10/08	166.98	229.64	(62.66)	
125004200	55	COLGATE PALMOLIVE CO	01/25/07	03/26/08	4,285.11	3,630.23		654.88
	52		03/06/07		4,051.38	3,467.88		583.50
125004700	82	EMERSON ELECTRIC CO	01/25/07	03/26/08	4,241.00	3,640.80		600.20
	86		03/06/07		4,447.88	3,663.60		784.28
125004900	569	EMERSON ELECTRIC CO	10/19/07	12/05/08	17,709.46	28,996.24	(11,286.78)	
	182		10/24/07		5,664.54	9,263.80	(3,599.26)	
	1,087		11/02/07		33,831.60	56,278.99	(22,447.39)	
	190		11/06/07		5,913.53	10,294.20	(4,380.67)	

Ref: 00009241 00081103

CITI GLOBAL IMPACT FUNDING  
Account Number 692-70291-13 643

Summary of Long Term Gain (Loss) 2008 - continued

Reference number	Quantity	Security Description	Opening Trade Date	Closing Trade Date	Sale Proceeds	Cost	(Loss)	Gain
125005700	21	FREEMONT MCMORAN COPPER & GOLD CL B	10/24/07	10/28/08	\$ 514.22	\$ 2,320.08	(\$ 1,805.86)	
125008100	102	GILEAD SCIENCES INC	01/25/07	03/10/08	4,711.83	3,237.47		1,474.36
	100		03/06/07		4,619.44	3,516.50		1,102.94
125008700	122	HALLIBURTON CO HOLDINGS CO	01/25/07	03/26/08	4,728.67	3,634.38		1,094.29
	107		03/06/07		4,147.27	3,323.42		823.85
125007700	86	HEWLETT PACKARD CO	01/25/07	03/26/08	4,080.14	3,629.97		450.17
	94		03/06/07		4,459.69	3,714.88		744.81
125008200	70	ILLINOIS TOOL WORKS INC	01/25/07	03/26/08	3,447.47	3,314.50		132.97
	70		03/06/07		3,447.47	3,553.20	(105.73)	
125008900	37	INTL BUSINESS MACHINES CORP	01/25/07	03/26/08	4,302.17	3,611.94		690.23
	39		03/06/07		4,534.72	3,655.47		879.25
125009300	55	JOHNSON & JOHNSON	01/25/07	03/26/08	3,551.86	3,666.85	(114.99)	
	60		03/06/07		3,874.76	3,707.40		167.36
125008500	139	JOHNSON & JOHNSON	09/28/07	11/14/08	8,506.86	9,117.01	(610.15)	
	36		10/19/07		2,203.22	2,324.88	(121.66)	
125010100	543	KROGER CO	10/19/07	10/29/08	13,844.30	15,312.60	(1,468.30)	
	276		10/24/07		7,036.88	7,830.12	(793.24)	
125010500	77	LAM RESEARCH CORP	01/25/07	03/26/08	2,863.01	3,650.49	(787.48)	
	86	FULL PRICE IS 37.18242000	03/06/07		3,197.65	3,777.12	(579.47)	
125010900	69	ELI LILLY & CO	01/25/07	03/26/08	3,449.96	3,659.76	(209.80)	
	68		03/06/07		3,399.96	3,546.88	(146.92)	
125011100	36	LOCKHEED MARTIN CORP	01/25/07	03/26/08	3,632.36	3,517.56		114.80
	38		03/06/07		3,834.16	3,684.86		149.30
125011500	7	MEMC ELECTRONIC MATERIALS INC	01/25/07	03/26/08	570.42	308.86		261.56
	65		03/06/07		5,296.79	3,471.65		1,825.14
125011800	49	MANPOWER INC WIS NEW	01/25/07	03/14/08	2,678.09	3,632.13	(954.04)	
	47		03/06/07		2,568.78	3,489.28	(920.50)	
125012000	84	MCDONALDS CORP	01/25/07	03/26/08	4,661.28	3,635.22		1,026.06
	81		03/06/07		4,494.80	3,500.82		993.98
125012400	118	MICROSOFT CORP	01/25/07	03/26/08	3,375.94	3,633.10	(257.16)	
	138		03/06/07		3,948.14	3,838.79		109.35
125013500	677	NATIONAL OILWELL VARCO INC	11/02/07	12/04/08	14,868.93	49,913.38	(35,044.45)	
	133		11/06/07		2,921.08	10,306.84	(7,385.76)	
	411		11/29/07		9,026.78	28,453.53	(19,426.75)	

2008 YEAR END SUMMARY

Ref: 00009241 00081104

CITI GLOBAL IMPACT FUNDING  
Account Number 692-70291-13 643

Details of Long Term Gain (Loss) 2008 - continued

Reference number	Quantity	Security Description	Opening Trade Date	Closing Trade Date	Sale Proceeds	Cost	(Loss)	Gain
125013600	76	NIKE INC CL B	01/25/07	03/26/08	\$ 5,152.74	\$ 3,660.16		\$ 1,492.58
	60		03/06/07		4,067.95	3,161.70		906.25
125013900	68	NORDSTROM INC	01/25/07	03/10/08	2,266.69	3,646.69	(1,380.00)	
	71		03/06/07		2,366.69	3,645.85	(1,279.16)	
125014000	58	NUCOR CORP	01/25/07	03/26/08	4,167.58	3,622.79		544.79
	61		03/06/07		4,383.15	3,670.37		712.78
125014800	70	OMNICOM GROUP INC	01/25/07	03/26/08	3,126.30	3,628.43	(502.13)	
	66		03/06/07		2,947.65	3,448.17	(500.52)	
125014800	248	OMNICOM GROUP INC	09/28/07	10/28/08	6,470.03	11,855.82	(5,385.79)	
	423		10/19/07		11,126.30	21,911.40	(10,786.10)	
	225		10/24/07		5,917.71	11,424.29	(5,506.58)	
125014800	213	ORACLE CORP	01/25/07	03/26/08	4,451.65	3,640.13		811.52
	223		03/06/07		4,660.65	3,766.27		894.38
125015300	28	PRAXAIR INC	01/25/07	02/08/08	2,233.28	1,751.31		481.97
125015400	30	PRAXAIR INC	01/25/07	03/26/08	2,536.82	1,876.41		660.41
	58		03/06/07		4,904.51	3,550.18		1,354.33
125017300	46	3M COMPANY	01/25/07	03/26/08	3,581.43	3,640.80	(49.47)	
	51		03/06/07		3,981.80	3,756.15		225.65
125017800	328	3M COMPANY	10/19/07	12/15/08	18,235.42	28,708.20	(10,472.78)	
	133		10/24/07		7,394.24	11,391.12	(3,996.88)	
	714		11/02/07		39,695.39	60,404.33	(20,708.94)	
	216		11/06/07		12,008.69	18,348.98	(6,340.29)	
	143		11/29/07		7,950.20	11,868.86	(3,918.66)	
125017800	54	UNITED TECHNOLOGIES CORP	01/25/07	03/26/08	3,748.18	3,588.23		159.95
	57		03/06/07		3,956.41	3,662.82		293.59
125018100	70	UNITEDHEALTH GROUP INC	01/25/07	03/26/08	2,411.61	3,651.20	(1,239.59)	
	62		03/06/07		2,136.00	3,347.38	(1,211.38)	
125018700	71	WYETH	01/26/07	03/26/08	2,979.13	3,631.59	(652.46)	
	74		03/06/07		3,105.01	3,654.86	(549.85)	
<b>Total</b>					<b>\$ 548,182.05</b>	<b>\$ 854,308.85</b>	<b>(\$ 333,421.75)</b>	<b>\$ 27,303.95</b>

2  
0  
0  
8  
  
Y  
E  
A  
R  
  
E  
N  
D  
  
S  
U  
M  
M  
A  
R  
Y



Ref: 00009242 00081110

CITI GLOBAL IMPACT FUNDING

Account Number 692-70292-12 643

**Sales or Short-Term Gain (Loss) 2008**

This section shows your sales of securities during the year. The "Sale Proceeds" column excludes any accrued income you may have received. In addition, although cash in lieu less than \$20 is not included on Form 1099-B (if applicable), it is included in this section. Please note, this material is being prepared for informational purposes only and should not be used for tax preparation without the assistance of your tax advisor.

2  
0  
0  
8  
  
Y  
E  
A  
R  
  
E  
N  
D  
  
S  
U  
M  
M  
A  
R  
Y

Reference number	Quantity	Security Description	Opening Trade Date	Closing Trade Date	Sale Proceeds	Cost	(Loss)	Gain
125001100	661	ACCENTURE LTD	10/11/07	06/25/08	\$ 26,083.90	\$ 27,352.31	(\$ 1,268.41)	
125001200	501	ACCENTURE LTD	10/11/07	08/14/08	20,521.34	20,731.48	(210.14)	
125001300	3,823	NABORS INDUSTRIES LTD-USD NEW	08/25/08	10/28/08	43,666.82	134,415.15	(90,748.33)	
125001400	2,398	SEAGATE TECHNOLOGY	12/18/07	11/18/08	10,644.90	62,923.28	(52,278.38)	
	557	-USD	12/31/07		2,472.56	14,246.96	(11,774.39)	
	575		01/03/08		2,552.47	14,236.43	(11,683.96)	
	993		05/16/08		4,408.01	21,486.27	(17,088.26)	
125001500	1,464	AT&T INC	12/18/07	10/21/08	37,639.52	59,570.16	(21,930.64)	
	201		12/31/07		5,167.72	8,375.67	(3,207.95)	
	236		01/03/08		6,067.58	9,779.84	(3,712.26)	
125001600	158	ABBOTT LABORATORIES	04/28/08	06/25/08	8,432.73	8,196.82		235.91
125001700	348	ABBOTT LABORATORIES	04/28/08	08/13/08	20,435.38	18,053.75		2,381.63
125001800	203	ABBOTT LABORATORIES	04/28/08	08/22/08	11,873.95	10,531.36		1,342.59
125001900	131	ABBOTT LABORATORIES	04/28/08	11/14/08	7,356.70	6,796.10		560.60
125001000	309	ACTIVISION BLIZZARD INC WITH QUE BILL SPLT 2: 1	07/11/08	08/22/08	10,388.55	9,979.80		408.75
125001100	272	AFFILIATED COMPUTER SVCS CL A	06/13/08	08/22/08	14,087.07	15,103.94	(1,016.87)	
125001200	1,407	AMERICAN INTL GROUP INC	12/18/07	05/27/08	51,732.71	77,399.07	(25,666.36)	
	73		12/31/07		2,684.07	4,222.32	(1,538.25)	
	203		01/03/08		7,463.92	11,532.43	(4,068.51)	
	1,514		05/21/08		55,666.90	56,697.94	(1,031.04)	
125001300	493	APOLLO GROUP INC CL A	07/11/08	08/14/08	31,165.31	28,893.30		4,272.01
125001400	180	APOLLO GROUP INC CL A	07/11/08	11/13/08	12,430.91	9,819.05		2,611.86
125001500	115	APOLLO GROUP INC CL A	07/11/08	11/14/08	7,934.85	6,273.28		1,661.57
125001600	290	APOLLO GROUP INC CL A	07/11/08	12/04/08	21,475.94	15,819.59		5,656.35
125001700	253	AVON PRODUCTS INC	04/15/08	06/25/08	9,262.78	10,239.14	(976.36)	
125001800	966	AVON PRODUCTS INC	04/15/08	08/14/08	41,790.37	39,094.89		2,695.48
125001900	254	BAXTER INTL INC	02/08/08	06/25/08	15,980.32	15,354.63		625.69
125002000	457	BAXTER INTL INC	02/08/08	08/14/08	31,962.88	27,626.24		4,336.62

Ref: 00009242 00081111

CITI GLOBAL IMPACT FUNDING  
Account Number 692-70292-12 643

2  
0  
0  
8  
  
Y  
E  
A  
R  
  
E  
N  
D  
  
S  
U  
M  
M  
A  
R  
Y

Short-Term Gain (Loss) 2008 - continued								
Reference number	Quantity	Security Description	Opening Trade Date	Closing Trade Date	Sale Proceeds	Cost	(Loss)	Gain
125002500	1,919	CISCO SYS INC	12/18/07	11/13/08	\$ 31,392.75	\$ 53,482.53	(\$ 22,089.78)	
	589		12/31/07		9,635.40	15,944.23	(6,308.83)	
	364		01/03/08		5,954.64	9,784.32	(3,829.68)	
125002700	699	COCA-COLA CO	12/18/07	10/10/08	29,179.17	43,316.33	(14,137.16)	
	205		12/31/07		8,557.55	12,603.20	(4,045.65)	
	129		01/03/08		5,385.00	7,978.52	(2,593.52)	
	324		06/09/08		13,525.11	18,030.11	(4,505.00)	
125003000	1,509	DELL INC	10/02/07	06/25/08	35,372.27	41,743.01	(6,370.74)	
125003100	1,104	DELL INC	10/02/07	08/14/08	28,152.96	30,539.62	(2,386.66)	
125003200	793	EMERSON ELECTRIC CO	12/18/07	12/05/08	24,681.19	43,369.17	(18,687.98)	
	103		12/31/07		3,205.75	5,861.73	(2,655.98)	
	190		01/03/08		5,913.52	10,676.10	(4,762.58)	
125003300	282	EXPRESS SCRIPTS INC.COMMON	10/19/07	08/14/08	20,515.61	16,844.31		3,671.30
125003500	730	FREEPORT MCMORAN COPPER & GOLD CL B	12/18/07	10/28/08	17,875.41	68,865.21	(50,989.80)	
	34		01/03/08		832.55	3,601.96	(2,769.41)	
	610		09/09/08		14,936.99	40,093.78	(25,156.79)	
125003600	321	GENERAL DYNAMICS CORP	12/05/07	08/14/08	29,719.45	29,534.70		184.75
125004000	262	GOODRICH CORP	11/08/07	08/22/08	13,370.44	18,704.18	(5,333.74)	
125004300	2,563	HARRIS CORP-DELAWARE-	01/03/08	06/02/08	142,545.06	158,548.41	(16,001.35)	
125004400	218	H J HEINZ CO	01/11/08	08/25/08	10,920.86	10,126.67		794.19
125004500	369	H J HEINZ CO	01/11/08	08/14/08	19,018.70	17,141.01		1,877.69
125004600	241	H J HEINZ CO	01/11/08	09/16/08	12,522.52	11,195.08		1,327.44
125004800	1,143	ILLINOIS TOOL WORKS INC	12/18/07	10/10/08	38,404.12	58,839.13	(20,435.01)	
	110		12/31/07		3,695.93	5,879.39	(2,183.46)	
	257		01/03/08		8,635.06	13,318.77	(4,683.71)	
125006000	3,116	INTEL CORP	11/05/07	04/14/08	64,623.29	83,174.14	(18,550.85)	
	2,278		12/18/07		47,243.86	58,886.30	(11,642.44)	
	250		12/31/07		5,184.80	6,697.50	(1,512.70)	
	867		01/03/08		17,980.87	21,328.20	(3,347.33)	
125005400	268	JOHNSON CONTROLS INC	08/21/07	06/25/08	8,404.78	9,997.78	(1,593.00)	
125005500	670	JOHNSON CONTROLS INC	08/21/07	08/14/08	22,044.95	24,994.46	(2,949.51)	
125005600	1,861	JOHNSON CONTROLS INC	12/18/07	08/22/08	58,547.10	65,821.52	(7,274.42)	
	232		12/31/07		7,298.73	8,412.32	(1,113.59)	
	379		01/03/08		11,923.35	13,333.22	(1,409.87)	
	535		06/09/08		16,831.11	17,108.28	(277.17)	
125005700	955	KROGER CO	08/15/07	06/25/08	27,803.71	23,824.00		3,979.71

Ref: 00009242 00081112

CITI GLOBAL IMPACT FUNDING  
Account Number 692-70292-12 643

Net Short-Term Gain (Loss) 2008 - continued

Reference number	Quantity	Security Description	Opening Trade Date	Closing Trade Date	Sale Proceeds	Cost	(Loss)	Gain
125005800	634	KROGER CO	08/15/07	08/14/08	\$ 19,083.48	\$ 15,816.15		\$ 3,267.33
125006000	316	LABORATORY CORP AMER HLDGS NEW	03/18/08	08/14/08	22,872.74	23,511.95	(639.21)	
125006100	1,583	LABORATORY CORP AMER HLDGS NEW	03/18/08	08/22/08	114,699.26	117,782.96	(3,083.70)	
	306		06/09/08		22,171.81	22,493.66	(321.85)	
125006200	1,596	LAM RESEARCH CORP	12/18/07	05/19/08	66,594.96	70,565.54	(3,970.58)	
	329		12/31/07		13,727.91	14,242.18	(514.27)	
	317		01/03/08		13,227.19	13,323.68	(96.49)	
125006800	627	MEMC ELECTRONIC MATERIALS INC	12/18/07	07/10/08	32,317.59	52,757.03	(20,439.44)	
	38		12/31/07		1,958.64	3,385.04	(1,426.40)	
	122		01/03/08		6,288.27	10,705.26	(4,416.99)	
	571		05/21/08		29,431.18	38,678.68	(9,247.50)	
125006900	68	MANPOWER INC WIS NEW	04/16/07	03/14/08	3,716.53	5,132.64	(1,416.11)	
	380		05/10/07		20,768.82	32,125.20	(11,356.38)	
	37		05/17/07		2,022.23	3,167.94	(1,145.71)	
	1,526		12/18/07		83,403.22	86,035.57	(2,632.35)	
	192		12/31/07		10,493.72	10,899.82	(406.10)	
	296		01/03/08		16,177.82	15,989.92		187.90
125007400	261	MORGAN STANLEY	01/24/07	01/07/08	12,643.56	18,248.88	(5,605.32)	
	204		02/27/07		9,882.32	12,771.92	(2,889.60)	
	24		04/18/07		1,162.63	1,847.89	(485.26)	
	420		05/10/07		20,345.96	29,718.37	(9,372.41)	
	48		05/17/07		2,325.25	3,395.18	(1,069.93)	
	359		08/10/07		17,390.95	21,488.95	(4,098.00)	
	1,616		12/18/07		78,283.50	76,986.24		1,297.26
	190		01/03/08		9,204.12	9,748.52	(544.40)	
125007500	123	MURPHY OIL CORP	05/22/07	04/21/08	11,362.95	7,515.57		3,847.38
125007600	93	MURPHY OIL CORP	05/22/07	04/22/08	8,623.03	5,682.50		2,940.53
125007700	319	NATIONAL OILWELL VARCO INC	07/17/07	06/25/08	27,750.29	18,054.03		9,696.26
125007800	553	NATIONAL OILWELL VARCO INC	12/18/07	12/04/08	12,145.52	37,957.92	(25,812.40)	
	34		12/31/07		746.75	2,494.58	(1,747.83)	
125008000	60	NORDSTROM INC	04/16/07	03/10/08	2,000.02	3,330.00	(1,329.98)	
	682		05/10/07		22,733.54	37,301.58	(14,568.04)	
	110		05/17/07		3,666.70	5,879.20	(2,212.50)	
	2,452		12/18/07		81,734.07	86,014.20	(4,280.13)	
	137		12/31/07		4,566.71	5,032.01	(465.30)	
	600		01/03/08		20,000.17	20,440.86	(440.69)	
125008300	1,399	NVIDIA CORP	12/18/07	08/13/08	17,091.91	47,309.18	(30,217.27)	
	268		12/31/07		3,274.22	9,240.64	(5,966.42)	

2  
0  
0  
8  
  
Y  
E  
A  
R  
  
E  
N  
D  
  
S  
U  
M  
M  
A  
R  
Y

Ref: 00009242 00081113

CITI GLOBAL IMPACT FUNDING  
Account Number 692-70292-12 643

Short Term Gain (Loss) 2008 (continued)

Reference number	Quantity	Security Description	Opening Trade Date	Closing Trade Date	Sale Proceeds	Cost	(Loss)	Gain
	398		01/03/08		\$ 4,882.48	\$ 13,329.02	(\$ 8,486.66)	
	2,779		04/10/08		33,951.68	55,688.38	(21,736.70)	
125008400	1,343	OMNICOM GROUP INC	12/18/07	10/28/08	35,322.18	64,275.31	(28,953.13)	
	285		12/31/07		7,495.77	13,419.91	(5,924.14)	
	209		01/03/08		5,496.90	9,782.16	(4,285.26)	
125008900	795	PRUDENTIAL FINANCIAL INC	06/20/07	06/12/08	55,622.66	81,214.89	(25,592.23)	
	724		12/18/07		50,655.10	66,557.54	(15,902.44)	
	99		12/31/07		6,926.59	9,225.81	(2,299.22)	
	126		01/03/08		8,815.67	11,535.05	(2,719.38)	
	420		05/21/08		29,385.55	31,443.13	(2,057.58)	
125008900	863	SCHLUMBERGER LTD	12/04/07	07/10/08	84,696.58	80,753.41		3,943.17
	687		12/18/07		67,423.59	61,904.54		5,519.05
125009000	1,266	SMITH INTERNATIONAL INC DE	08/13/07	05/14/08	102,999.79	78,468.71		24,531.08
	826		12/18/07		67,202.07	55,012.59		12,189.48
125009100	21	STATE STREET CORP	08/09/07	01/07/08	1,733.82	1,485.81		248.01
125009200	196	STATE STREET CORP	08/09/07	06/25/08	13,512.16	13,867.55	(355.39)	
125009400	1,305	TEREX CORP NEW	12/18/07	09/16/08	45,359.98	78,168.20	(32,808.22)	
	13		12/31/07		451.86	840.32	(388.46)	
	244		01/03/08		8,481.10	15,083.59	(6,602.49)	
	1,019		09/09/08		35,419.02	36,392.57	(973.55)	
125009600	699	3M COMPANY	12/18/07	12/15/08	38,861.45	59,607.71	(20,746.26)	
	149		12/31/07		8,283.77	12,614.19	(4,330.42)	
	139		01/03/08		7,727.81	11,531.30	(3,803.49)	
	214		06/09/08		11,897.51	16,202.92	(4,305.41)	
125009800	700	UNITEDHEALTH GROUP INC	05/10/07	04/28/08	23,585.46	37,261.00	(13,675.54)	
	67		05/17/07		2,257.47	3,597.23	(1,339.76)	
	938		12/18/07		31,604.51	53,381.49	(21,776.98)	
	145		12/31/07		4,885.56	8,406.96	(3,521.40)	
	203		01/03/08		6,839.78	11,558.62	(4,718.84)	
125010000	216	WAL-MART STORES INC	05/27/08	06/25/08	12,619.18	12,157.37		461.81
125010100	338	WAL-MART STORES INC	05/27/08	08/22/08	20,006.44	19,024.03		982.41
125010200	776	WALGREEN CO NEW	03/13/07	02/07/08	27,007.76	34,984.33	(7,976.57)	
	97		04/16/07		3,375.97	4,474.61	(1,098.64)	
	852		05/10/07		29,652.85	38,101.44	(8,448.59)	
	70		05/17/07		2,436.27	3,173.80	(737.53)	
	1,959		12/18/07		68,180.68	72,698.49	(4,517.81)	
	198		12/31/07		6,891.16	7,557.66	(666.50)	
	607		01/03/08		21,125.91	21,348.19	(222.28)	

2008 YEAR END SUMMARY

Ref: 00009242 00081114

CITI GLOBAL IMPACT FUNDING

Account Number 692-70292-12 643

Short-Term Gain/(Loss)-2008-continued

Reference number	Quantity	Security Description	Opening Trade Date	Closing Trade Date	Sale Proceeds	Cost	(Loss)	Gain	
125010400	1,510	WYETH	12/18/07	07/22/08	\$ 68,557.39	\$ 71,151.20	(\$ 2,593.81)		
	455		12/31/07		20,658.02			20,120.10	537.92
	179		01/03/08		8,127.01			7,990.56	136.45
125010500	152	XTO ENERGY INC	05/16/08	06/25/08	10,082.86	9,968.71		114.15	
125010800	348	YUM BRANDS INC	03/10/08	08/22/08	12,587.08	12,254.12		332.96	
<b>Total</b>					<b>\$ 3,302,140.67</b>	<b>\$ 4,146,844.34</b>	<b>(\$ 853,560.88)</b>	<b>\$ 108,857.28</b>	

Short-Term Gain/(Loss)-2008

This section shows your sales of securities during the year. The "Sale Proceeds" column excludes any accrued income you may have received. In addition, although cash in lieu less than \$20 is not included on Form 1099-B (if applicable), it is included in this section. Please note, this material is being prepared for informational purposes only and should not be used for tax preparation without the assistance of your tax advisor.

Reference number	Quantity	Security Description	Opening Trade Date	Closing Trade Date	Sale Proceeds	Cost	(Loss)	Gain
125000400	2,938	SEAGATE TECHNOLOGY -USD	11/05/07	11/18/08	\$ 13,042.00	\$ 83,294.94	(\$ 70,252.94)	
125000500	595	AT&T INC	01/24/07	10/21/08	15,297.48	21,841.26	(6,543.78)	
	362		02/27/07		9,307.04	13,168.66	(3,851.62)	
	68		04/16/07		1,748.28	2,671.72	(923.44)	
	934		05/10/07		24,013.19	36,825.75	(12,812.56)	
125001200	313	AMERICAN INTL GROUP INC	01/24/07	05/27/08	11,508.41	21,847.40	(10,338.99)	
	204		02/27/07		7,500.69	13,747.01	(6,246.32)	
	79		04/16/07		2,904.68	5,338.03	(2,433.35)	
	478		05/10/07		17,575.15	34,303.48	(16,728.33)	
	50		05/17/07		1,838.40	3,618.50	(1,780.10)	
125002100	279	BECTON DICKINSON & CO	01/24/07	08/14/08	24,241.06	20,832.93		3,408.13
	132		02/27/07		11,468.89	10,020.12		1,448.77
125002200	432	BEST BUY INC	01/24/07	08/14/08	19,691.10	21,811.68	(2,120.58)	
	187		02/27/07		8,523.69	8,813.31	(289.62)	
125002300	172	CAMERON INTERNATIONAL CORP	02/09/07	05/19/08	9,517.16	4,871.12		4,646.04
	33		02/27/07		1,825.97	927.95		898.02
125002400	514	CISCO SYS INC	01/24/07	08/22/08	12,603.97	13,800.90	(1,196.93)	
125002500	302	CISCO SYS INC	01/24/07	11/13/08	4,940.39	8,108.70	(3,168.31)	
	529		02/27/07		8,653.86	13,754.00	(5,100.14)	
	168		04/16/07		2,748.30	4,467.12	(1,718.82)	

2  
0  
0  
8  
  
Y  
E  
A  
R  
  
E  
N  
D  
  
S  
U  
M  
M  
A  
R  
Y

Ref 00009242 00081115

CITI GLOBAL IMPACT FUNDING  
Account Number 692-70292-12 643

Details of Long Term Gain (Loss) 2008 - continued

Reference number	Quantity	Security Description	Opening Trade Date	Closing Trade Date	Sale Proceeds	Cost	(Loss)	Gain
	1,408		05/10/07		\$ 23,033.34	\$ 37,255.68	(\$ 14,222.34)	
	154		05/17/07		2,519.27	4,074.84	(1,555.57)	
125002600	439	COCA-COLA CO	01/24/07	08/14/08	24,348.12	21,080.78		3,267.34
125002700	16	COCA-COLA CO	01/24/07	10/10/08	667.91	768.32	(100.41)	
	284		02/27/07		11,855.34	13,356.52	(1,501.18)	
	62		04/16/07		2,588.14	3,109.92	(521.78)	
	667		05/10/07		27,843.36	35,104.21	(7,260.85)	
	86		05/17/07		3,590.00	4,496.94	(906.94)	
125002800	285	COLGATE PALMOLIVE CO	01/24/07	08/14/08	22,081.67	18,913.82		3,167.85
125002900	44	COLGATE PALMOLIVE CO	01/24/07	09/16/08	3,445.85	2,920.03		525.82
	117		02/27/07		9,162.82	7,898.67		1,264.15
125003200	491	EMERSON ELECTRIC CO	01/24/07	12/05/08	15,281.80	21,854.41	(6,572.61)	
	305		02/27/07		9,492.77	13,340.70	(3,847.93)	
	123		04/16/07		3,828.23	5,381.25	(1,553.02)	
	755		05/10/07		23,498.49	34,696.03	(11,197.54)	
	88		05/17/07		2,738.90	4,047.12	(1,308.22)	
125003400	159	FREEMPORT MCMORAN COPPER & GOLD CL B	02/27/07	05/27/08	18,410.66	8,957.63		9,453.03
125003500	40	FREEMPORT MCMORAN COPPER & GOLD CL B	02/27/07	10/28/08	979.47	2,253.49	(1,274.02)	
	492		05/10/07		12,047.54	35,166.83	(23,119.29)	
	57		05/17/07		1,395.75	4,069.23	(2,673.48)	
125003700	435	GILEAD SCIENCES INC	01/24/07	03/10/08	20,094.55	14,004.80		6,089.75
125003800	171	GILEAD SCIENCES INC	01/24/07	06/25/08	9,274.98	5,505.34		3,769.64
	15		02/27/07		813.60	531.37		282.23
125003900	361	GILEAD SCIENCES INC	02/27/07	08/14/08	20,328.91	12,788.43		7,540.48
	4		05/10/07		225.25	162.62		62.63
125004100	728	HALLIBURTON CO HOLDINGS CO	01/24/07	04/25/08	34,099.61	21,876.40		12,223.21
	4		02/27/07		187.36	124.12		63.24
125004200	284	HALLIBURTON CO HOLDINGS CO	02/27/07	06/25/08	14,294.20	8,812.52		5,481.68
125004700	379	HEWLETT PACKARD CO	01/24/07	08/22/08	17,787.51	16,140.85		1,646.66
125004800	308	ILLINOIS TOOL WORKS INC	01/24/07	08/14/08	15,194.17	14,562.24		631.93
125004900	112	ILLINOIS TOOL WORKS INC	01/24/07	10/10/08	3,763.13	5,295.36	(1,532.23)	
	255		02/27/07		8,567.85	13,137.60	(4,569.75)	
	84		04/16/07		2,822.35	4,442.76	(1,620.41)	
	725		05/10/07		24,359.57	37,736.25	(13,376.68)	
	87		05/17/07		2,923.15	4,498.77	(1,575.62)	

2008 YEAR END SUMMARY

Ref 00009242 00081116

CITI GLOBAL IMPACT FUNDING

Account Number 692-70292-12 643

Details of Long Term Gain (Loss) 2008 - continued

Reference number	Quantity	Security Description	Opening Trade Date	Closing Trade Date	Sale Proceeds	Cost	(Loss)	Gain
125005100	225	INTL BUSINESS MACHINES CORP	01/24/07	05/27/08	\$ 28,278.29	\$ 21,813.75		\$ 6,464.54
	54		02/27/07		6,786.79	5,108.94		1,677.85
125005200	89	INTL BUSINESS MACHINES CORP	02/27/07	08/14/08	11,348.39	8,420.29		2,928.10
	51		04/16/07		6,503.01	4,905.69		1,597.32
	39		05/10/07		4,972.90	4,082.52		890.38
125005300	328	JOHNSON & JOHNSON	01/24/07	08/14/08	23,459.08	21,861.20		1,597.88
	183		02/27/07		13,088.45	11,596.71		1,491.74
125005600	1,141	JOHNSON CONTROLS INC	08/21/07	08/22/08	35,895.88	42,565.20	(6,669.32)	
125005900	1,224	KROGER CO	08/15/07	10/28/08	31,207.05	30,534.64		672.41
125006200	457	LAM RESEARCH CORP	01/24/07	05/19/08	19,068.86	21,843.69	(2,774.83)	
	327		02/27/07		13,644.46	14,493.95	(849.49)	
	659		05/10/07		27,497.54	35,148.49	(7,650.95)	
	122		05/17/07		5,090.59	6,318.05	(1,227.46)	
125006300	178	ELI LILLY & CO	01/24/07	06/25/08	8,406.91	9,435.78	(1,028.87)	
125006400	234	ELI LILLY & CO	01/24/07	08/14/08	11,420.18	12,404.34	(984.16)	
	171		02/27/07		8,345.52	9,102.17	(756.65)	
125006500	215	LOCKHEED MARTIN CORP	01/24/07	08/14/08	24,336.24	20,855.00		3,481.24
	54		02/27/07		8,112.36	5,343.30		769.06
125006600	26	LOCKHEED MARTIN CORP	02/27/07	08/21/08	2,969.68	2,572.70		396.98
125006700	74	MEMC ELECTRONIC MATERIALS INC	01/24/07	06/25/08	4,919.30	3,412.99		1,506.31
	46		02/27/07		3,057.95	2,325.76		732.19
125006800	234	MEMC ELECTRONIC MATERIALS INC	02/27/07	07/10/08	12,061.11	11,831.04		230.07
	589		05/10/07		30,358.95	35,534.37	(5,175.42)	
	91		05/17/07		4,690.43	5,394.48	(704.05)	
125006900	292	MANPOWER INC WIS NEW	01/24/07	03/14/08	15,959.20	21,822.24	(5,863.04)	
	173		02/27/07		9,455.28	12,968.08	(3,512.80)	
125007000	415	MCDONALDS CORP	01/24/07	08/13/08	25,852.69	18,350.96		7,501.73
125007100	79	MCDONALDS CORP	01/24/07	08/22/08	4,988.34	3,493.32		1,495.02
	121		02/27/07		7,640.38	5,402.54		2,237.84
125007200	297	MICROSOFT CORP	01/24/07	06/25/08	8,432.23	9,245.01	(812.78)	
125007300	50	MICROSOFT CORP	01/24/07	08/22/08	1,383.57	1,556.40	(172.83)	
	459		02/27/07		12,701.14	13,017.24	(316.10)	
125007800	1,155	NATIONAL OILWELL VARCO INC	07/17/07	12/04/08	25,367.23	65,368.03	(40,000.80)	
125007900	184	NIKE INC CL B	01/24/07	06/11/08	12,511.74	8,922.16		3,589.58
125008000	399	NORDSTROM INC	01/24/07	03/10/08	13,300.12	21,871.66	(8,571.54)	
	267		02/27/07		8,900.08	13,915.32	(5,015.24)	

2008 YEAR END SUMMARY

Ref 00009242 00081117

CITI GLOBAL IMPACT FUNDING

Account Number 692-70292-12 643

Details of Long Term Gain (Loss) 2008 - continued

Reference number	Quantity	Security Description	Opening Trade Date	Closing Trade Date	Sale Proceeds	Cost	(Loss)	Gain	
125008100	348	NUCOR CORP	01/24/07	05/27/08	\$ 25,116.58	\$ 20,427.60		\$ 4,688.98	
	227		02/27/07		16,383.52			13,763.01	2,620.51
	45		05/10/07		3,247.83			2,930.13	317.70
125008200	177	NUCOR CORP	05/10/07	06/25/08	13,441.30	11,525.18		1,916.12	
125008300	206.9619	NVIDIA CORP	01/24/07	08/13/08	2,528.50	4,557.02	(2,028.52)		
	676.3756		02/27/07		8,263.44	14,108.67	(5,845.23)		
	332.9387		04/16/07		4,067.59	6,705.39	(2,637.80)		
	1,502.7238		05/10/07	18,359.12	32,989.80	(14,630.68)			
125008400	420	OMNICOM GROUP INC	01/24/07	10/28/08	11,046.40	21,826.73	(10,780.33)		
	254		02/27/07		6,680.44	13,112.75	(6,432.31)		
	98		04/16/07		2,577.49	5,097.96	(2,520.47)		
	724		05/10/07		19,041.89	37,264.28	(18,222.39)		
	78		05/17/07		2,051.47	4,036.89	(1,985.42)		
*25008500	1,050	ORACLE CORP	01/24/07	08/14/08	24,361.44	18,069.97		6,291.47	
125008600	10	PRAXAIR INC	01/24/07	02/08/08	797.60	624.68		172.92	
125008700	217	PRAXAIR INC	01/24/07	06/25/08	21,040.20	13,555.49		7,484.71	
*25009300	181	STATE STREET CORP	08/09/07	08/22/08	11,878.96	12,806.26	(927.30)		
125009400	513	TEREX CORP NEW	05/09/07	09/16/08	17,831.16	41,522.17	(23,691.01)		
	441		05/10/07		15,328.54	35,606.34	(20,277.80)		
	68		05/17/07		2,363.59	5,394.44	(3,030.85)		
125009500	270	3M COMPANY	01/24/07	08/14/08	19,791.23	21,389.40	(1,598.17)		
125009600	5	3M COMPANY	01/24/07	12/15/08	277.98	396.10	(118.12)		
	191		02/27/07		10,618.79	14,284.89	(3,666.10)		
	55		04/16/07		3,057.77	4,242.70	(1,184.93)		
	389		05/10/07		21,626.76	32,971.64	(11,344.88)		
	26		05/17/07		1,445.49	2,256.80	(811.31)		
125009700	127	UNITED TECHNOLOGIES CORP	01/24/07	06/25/08	8,436.56	8,416.04		20.52	
125009800	194	UNITED TECHNOLOGIES CORP	01/24/07	08/14/08	12,907.42	12,855.99		51.43	
	35		02/27/07		2,328.66	2,303.70		24.96	
125009900	420	UNITEDHEALTH GROUP INC	01/24/07	04/28/08	14,151.27	21,861.00	(7,709.73)		
	250		02/27/07		8,423.38	12,950.00	(4,526.62)		
	79		04/16/07		2,661.79	4,242.30	(1,580.51)		
125010300	358	WYETH	01/25/07	06/25/08	16,818.78	18,351.08	(1,532.30)		
125010400	69	WYETH	01/25/07	07/22/08	3,132.75	3,536.94	(404.19)		
	278		02/27/07		12,621.82	13,710.96	(1,089.14)		

2  
0  
0  
8  
  
Y  
E  
A  
R  
  
E  
N  
D  
  
S  
U  
M  
M  
A  
R  
Y



Ref 00009242 00081118

CITI GLOBAL IMPACT FUNDING

Account Number 692-70292-12 643

Details of Long Term Gain (Loss) 2008 - continued

Reference number	Quantity	Security Description	Opening Trade Date	Closing Trade Date	Sale Proceeds	Cost	(Loss)	Gain
	673		05/10/07		\$ 30,555.71	\$ 37,681.27	(\$ 7,125.56)	
	64		05/17/07		2,905.74	3,602.56	(696.82)	
<b>Total</b>					<b>\$ 1,490,676.21</b>	<b>\$ 1,858,236.57</b>	<b>(\$ 484,280.52)</b>	<b>\$ 128,720.18</b>

Details of Deposits and Withdrawals 2008

This section reflects any deposits or withdrawals made to your account during the year.

Deposits

Reference number	Date	Description	Amount
210000100	01/32/08	FROM 692-17606-01 TO 692-70292-01	\$ 500,000.00
210000300	06/36/08	FROM 692-17606-01 TO 692-70292-01	200,000.00
<b>Total</b>			<b>\$ 800,000.00</b>

Reference number	Date	Description	Amount
210000200	05/20/08	FROM 692-17606-01 TO 692-70292-01	\$ 200,000.00

Withdrawals

Reference number	Date	Description	Referral number	Amount
220000100	12/29/08	WESTERN ASSET MONEY MARKET FUND CLASS A FROM 692-70292-01 TO 692-72495-01		\$ 947.76
220000300	01/31/08	CONSULTING & ADVISORY SERVICES FROM 01/02/08 TO 03/31/08		627.04
220000500	05/30/08	CONSULTING & ADVISORY SERVICES FROM 05/20/08 TO 06/30/08		117.04
220000700	07/10/08	FROM 692-70292-01 TO 692-17606-01		350,000.00
220000900	08/19/08	FROM 692-70292-01 TO 692-17606-01		600,000.00
220001100	12/26/08	FROM 692-70292-01 TO 692-72495-01		48,544.41
<b>Total</b>				<b>\$ 1,041,855.96</b>

Reference number	Date	Description	Referral number	Amount
220000200	01/18/08	CONSULTING & ADVISORY SERVICES FROM 01/01/08 TO 03/31/08		\$ 10,717.13
220000400	04/30/08	CONSULTING & ADVISORY SERVICES FROM 04/01/08 TO 06/30/08		10,333.59
220000600	06/30/08	CONSULTING & ADVISORY SERVICES FROM 06/06/08 TO 06/30/08		69.67
220000800	07/18/08	CONSULTING & ADVISORY SERVICES FROM 07/01/08 TO 09/30/08		11,023.65
220001000	10/17/08	CONSULTING & ADVISORY SERVICES FROM 07/01/08 TO 09/30/08		9,475.67

2  
0  
0  
8  
Y  
E  
A  
R  
E  
N  
D  
S  
U  
M  
M  
A  
R  
Y

Ref 00009243 00081123

CITI GLOBAL IMPACT FUNDING

Account Number 692-70294-10 643

Details of Short Term Gain (Loss): 2008

This section shows your sales of securities during the year. The "Sale Proceeds" column excludes any accrued income you may have received. In addition, although cash in lieu less than \$20 is not included on Form 1099-B (if applicable), it is included in this section. Please note, this material is being prepared for informational purposes only and should not be used for tax preparation without the assistance of your tax advisor.

Reference number	Quantity	Security Description	Opening Trade Date	Closing Trade Date	Sale Proceeds	Cost	(Loss)	Gain
125000100	614	ACCENTURE LTD	10/11/07	05/05/08	\$ 23,774.55	\$ 25,407.44	(\$ 1,632.89)	
125000200	4,104	NABORS INDUSTRIES LTD-USD NEW	08/25/08	10/28/08	46,876.44	144,295.00	(97,418.56)	
125000300	2,707	SEAGATE TECHNOLOGY	12/18/07	11/18/08	12,016.58	70,975.37	(58,958.79)	
	583	-USD	12/28/07		2,587.98	15,221.55	(12,633.57)	
	343		12/31/07		1,522.60	8,766.74	(7,244.14)	
	601		01/03/08		2,667.88	14,855.52	(12,187.64)	
	705		05/16/08		3,129.55	15,261.70	(12,132.15)	
125000400	1,689	AT&T INC	12/18/07	10/21/08	43,424.28	68,725.41	(25,301.13)	
	198		12/28/07		5,090.59	8,438.76	(3,348.17)	
	211		12/31/07		5,424.82	8,794.48	(3,369.66)	
	247		01/03/08		6,350.39	10,215.92	(3,865.53)	
125000500	270	ABBOTT LABORATORIES	04/28/08	05/13/08	14,763.54	14,007.22		756.32
125000600	433	ABBOTT LABORATORIES	04/28/08	08/13/08	25,426.78	22,463.43		2,963.35
125000700	138	ABBOTT LABORATORIES	04/28/08	11/14/08	7,749.81	7,159.25		590.56
125000800	62	AMERICAN INTL GROUP INC	06/12/07	05/27/08	2,279.62	4,472.68	(2,193.06)	
	106		06/18/07		3,897.42	7,691.36	(3,793.94)	
	101		07/02/07		3,713.58	7,067.73	(3,354.15)	
	1,486		12/18/07		54,637.39	81,774.58	(27,137.19)	
	116		12/28/07		4,265.10	6,745.40	(2,480.30)	
	121		12/31/07		4,448.94	7,010.74	(2,561.80)	
	195		01/03/08		7,169.77	11,101.35	(3,931.58)	
125000900	490	APOLLO GROUP INC CL A	07/11/08	11/13/08	33,839.70	26,729.65		7,110.05
125001000	129	APOLLO GROUP INC CL A	07/11/08	11/14/08	8,900.83	7,036.99		1,863.84
125001100	307	APOLLO GROUP INC CL A	07/11/08	12/04/08	22,734.88	16,746.94		5,987.94
125001200	221	BAXTER INTL INC	02/08/08	11/14/08	13,564.39	13,359.74		204.65
125001500	2,412	CISCO SYS INC	12/18/07	11/13/08	39,457.68	67,222.44	(27,764.76)	
	583		12/28/07		9,537.24	16,061.65	(6,524.41)	
	324		12/31/07		5,300.29	8,770.68	(3,470.39)	
	379		01/03/08		6,200.03	10,187.52	(3,987.49)	
125001600	875	COCA-COLA CO	12/18/07	10/10/08	36,526.14	54,231.63	(17,705.49)	
	216		12/28/07		9,016.74	13,499.78	(4,483.04)	

2008 YEAR END SUMMARY

Ref 00009243 00081124

CITI GLOBAL IMPACT FUNDING

Account Number 692-70294-10 643

Details of Short-Term Gain (Loss) 2008 - continued

Reference number	Quantity	Security Description	Opening Trade Date	Closing Trade Date	Sale Proceeds	Cost	(Loss)	Gain
	143		12/31/07		\$ 5,969.42	\$ 8,792.36	(\$ 2,822.94)	
	135		01/03/08		5,635.46	8,325.32	(2,689.86)	
125001900	1,020	EMERSON ELECTRIC CO	12/18/07	12/05/08	31,746.30	55,804.20	(24,057.90)	
	148		12/28/07		4,606.33	8,453.76	(3,847.43)	
	123		12/31/07		3,828.23	7,003.62	(3,175.39)	
	181		01/03/08		5,633.41	10,177.63	(4,544.22)	
125002000	181	FREEMPORT MCMORAN COPPER & GOLD CL B	05/10/07	05/05/08	18,541.82	11,512.19		7,029.63
125002200	810	FREEMPORT MCMORAN COPPER & GOLD CL B	12/18/07	10/28/08	19,834.35	76,447.80	(56,613.45)	
	86		12/31/07		2,105.87	8,812.42	(6,706.55)	
	35		01/03/08		857.04	3,701.60	(2,844.56)	
125002300	206	GENERAL DYNAMICS CORP	12/05/07	05/13/08	19,099.82	18,953.73		146.09
125002400	44	GILEAD SCIENCES INC	03/23/07	03/10/08	2,032.55	1,638.78		393.77
	210		03/29/07		9,700.82	7,945.34		1,755.48
	62		04/16/07		2,864.05	2,464.19		399.86
	35		05/10/07		1,616.80	1,423.10		193.70
125002600	273	HALLIBURTON CO HOLDINGS CO	05/10/07	04/25/08	12,787.35	9,033.57		3,753.78
125002700	2,674	HARRIS CORP-DELAWARE-	01/03/08	06/02/08	148,718.48	165,412.84	(16,694.36)	
125002800	845	H J HEINZ CO	01/11/08	09/16/08	43,906.80	39,252.45		4,654.35
125003000	1,395	ILLINOIS TOOL WORKS INC	12/18/07	10/10/08	46,871.17	71,835.53	(24,964.36)	
	157		12/28/07		5,275.11	8,455.55	(3,180.44)	
	131		12/31/07		4,401.52	7,003.78	(2,602.26)	
	250		01/03/08		8,399.85	12,999.88	(4,600.03)	
125003100	2,695	INTEL CORP	11/05/07	04/14/08	55,892.10	71,936.56	(16,044.46)	
	2,630		12/18/07		54,544.05	68,011.80	(13,467.75)	
	280		12/28/07		5,806.97	7,604.80	(1,797.83)	
	295		12/31/07		6,118.06	7,903.05	(1,784.99)	
	866		01/03/08		17,960.13	21,320.92	(3,360.79)	
125003200	121	INTL BUSINESS MACHINES CORP	05/10/07	05/05/08	14,785.08	12,666.28		2,118.80
125003500	2,095	JOHNSON CONTROLS INC	12/18/07	08/22/08	65,908.75	74,130.95	(8,222.20)	
	206		12/28/07		6,480.76	7,619.94	(1,139.18)	
	266		12/31/07		8,368.37	9,654.15	(1,285.78)	
	369		01/03/08		11,608.75	12,977.73	(1,368.98)	
125003600	582	KROGER CO	08/15/07	05/13/08	15,639.36	14,518.92		1,120.44
125003700	217	KROGER CO	12/18/07	10/28/08	5,532.62	5,615.96	(83.34)	
125003800	1,980	LABORATORY CORP AMER HLDGS NEW	03/18/08	08/22/08	143,464.64	147,321.70	(3,857.06)	

2008 YEAR END SUMMARY

Ref 00009243 00081125

CITI GLOBAL IMPACT FUNDING

Account Number 692-70294-10 643

Details of Short Term Gain (Loss) 2008 - continued

Reference number	Quantity	Security Description	Opening Trade Date	Closing Trade Date	Sale Proceeds	Cost	(Loss)	Gain
125003900	110	LAM RESEARCH CORP	06/12/07	05/19/08	\$ 4,589.88	\$ 5,766.92	(\$ 1,177.04)	
	122		06/18/07		5,090.59	6,567.82	(1,477.23)	
	144		07/02/07		6,008.57	7,438.26	(1,429.69)	
	1,745		12/18/07		72,812.16	77,244.40	(4,432.24)	
	390		12/28/07		16,273.21	16,897.53	(624.32)	
	142		12/31/07		5,925.12	6,147.75	(222.63)	
	330		01/03/08		13,769.62	13,889.70	(120.08)	
125004100	735	MEMC ELECTRONIC MATERIALS INC	12/18/07	07/10/08	37,884.26	61,850.25	(23,965.99)	
	46		12/28/07		2,370.99	4,180.02	(1,809.03)	
	98		12/31/07		5,051.23	8,724.94	(3,673.71)	
	126		01/03/08		6,494.45	11,083.59	(4,589.14)	
125004200	22	MANPOWER INC WIS NEW	03/23/07	03/14/08	1,202.41	1,662.54	(460.13)	
	111		03/29/07		6,066.68	8,149.62	(2,082.94)	
	38		04/16/07		2,076.88	2,865.20	(788.32)	
	408		05/10/07		22,299.16	34,494.40	(12,195.24)	
	83		06/18/07		4,536.35	7,665.88	(3,129.53)	
	42		07/02/07		2,295.50	3,927.84	(1,632.34)	
	1,680		12/18/07		91,820.06	94,797.02	(2,976.96)	
	221		12/28/07		12,078.71	12,656.65	(577.94)	
	124		12/31/07		6,777.19	7,044.43	(267.24)	
	308		01/03/08		16,833.68	16,658.73	174.95	
125004500	45	MORGAN STANLEY	01/31/07	01/07/08	2,179.92	3,050.33	(870.41)	
	22		03/23/07		1,065.74	1,492.74	(427.00)	
	106		03/29/07		5,134.93	6,896.64	(1,761.71)	
	29		04/16/07		1,404.84	1,991.44	(586.60)	
	424		05/10/07		20,539.73	30,015.57	(9,475.84)	
	29		06/12/07		1,404.84	2,129.00	(724.16)	
	87		06/18/07		4,214.52	6,424.04	(2,209.52)	
	247		07/02/07		11,965.36	17,645.68	(5,680.32)	
	146		08/10/07		7,072.64	8,739.24	(1,666.60)	
	1,748		12/18/07		84,677.94	83,334.68	1,343.26	
	134		12/31/07		6,491.33	7,036.21	(544.88)	
	234		01/03/08		11,335.62	12,029.71	(694.09)	
125004600	123	MURPHY OIL CORP	05/22/07	04/21/08	11,362.95	7,515.57		3,847.38
125004700	97	MURPHY OIL CORP	05/22/07	04/22/08	8,993.91	5,926.91		3,067.00
125004800	325	NATIONAL OILWELL VARCO INC	07/17/07	06/05/08	27,531.79	18,393.60		9,138.19
125004900	723	NATIONAL OILWELL VARCO INC	12/18/07	12/04/08	15,879.23	49,675.31	(33,796.08)	
	155		12/31/07		3,404.26	11,380.88	(7,976.62)	

2008 YEAR END SUMMARY

Ref 00009243 00081126

CITI GLOBAL IMPACT FUNDING  
Account Number 692-70294-10 643

Details of Short Term Gain (Loss) 2008 - continued

Reference number	Quantity	Security Description	Opening Trade Date	Closing Trade Date	Sale Proceeds	Cost	(Loss)	Gain
125005200	35	NORDSTROM INC	03/23/07	03/10/08	\$ 1,166.68	\$ 1,867.60	(\$ 700.92)	
	161		03/29/07		5,366.71	8,247.03	(2,880.32)	
	38		04/16/07		1,266.68	2,109.00	(842.32)	
	669		05/10/07		22,300.20	36,586.34	(14,286.14)	
	149		06/12/07		4,966.71	7,705.28	(2,738.57)	
	148		06/18/07		4,933.38	7,683.76	(2,750.38)	
	132		07/02/07		4,400.04	6,653.76	(2,253.72)	
	2,527		12/18/07		84,234.09	88,694.67	(4,460.58)	
	256		12/28/07		8,533.41	9,333.76	(800.35)	
	119		12/31/07		3,966.70	4,375.63	(408.93)	
	598		01/03/08		19,933.52	20,408.72	(475.20)	
125005300	566	NUCOR CORP	05/10/07	05/05/08	43,066.75	36,863.58		6,203.17
	7		06/12/07		532.63	426.06		106.57
125005500	1,694	NVIDIA CORP	12/18/07	08/13/08	20,695.99	57,291.08	(36,595.09)	
	290		12/28/07		3,543.00	10,120.13	(6,577.13)	
	229		12/31/07		2,797.75	7,884.93	(5,087.18)	
	387		01/03/08		4,728.07	13,009.39	(8,281.32)	
	2,832		04/30/08		34,599.19	58,571.99	(23,972.80)	
125005700	1,532	OMNICOM GROUP INC	12/18/07	10/28/08	40,293.05	73,334.24	(33,041.19)	
	281		12/28/07		7,390.57	13,554.43	(6,163.86)	
	205		12/31/07		5,391.69	9,654.39	(4,262.70)	
	198		01/03/08		5,207.60	9,264.42	(4,056.82)	
125006100	637	PRUDENTIAL FINANCIAL INC	06/20/07	06/12/08	44,568.09	65,074.07	(20,505.98)	
	80		07/02/07		5,597.25	7,881.60	(2,284.35)	
	781		12/18/07		54,643.14	71,811.93	(17,168.79)	
	127		12/28/07		8,885.63	11,860.21	(2,974.58)	
	75		12/31/07		5,247.42	6,993.75	(1,746.33)	
	121		01/03/08		8,465.84	11,083.36	(2,617.52)	
125006200	746	SCHLUMBERGER LTD	12/04/07	07/10/08	73,213.97	69,805.38		3,408.59
	780		12/18/07		76,550.80	70,327.61		6,223.19
	71		12/31/07		6,968.09	7,005.57	(37.48)	
	36		01/03/08		3,533.11	3,676.68	(143.57)	
125006300	256	SMITH INTERNATIONAL INC DE	08/13/07	05/13/08	20,817.83	15,867.29		4,950.54
125006400	840	SMITH INTERNATIONAL INC DE	08/13/07	05/14/08	68,341.09	52,064.54		16,276.55
	963		12/18/07		78,348.18	64,220.83		14,127.35
	71		12/31/07		5,776.45	5,266.78		509.67
	48		01/03/08		3,905.21	3,677.28		227.93
125006500	65	STATE STREET CORP	08/09/07	01/07/08	5,366.60	4,598.93		767.67

2  
0  
0  
8  
  
Y  
E  
A  
R  
  
E  
N  
D  
  
S  
U  
M  
M  
A  
R  
Y

Ref 00009243 00081127

CITI GLOBAL IMPACT FUNDING  
Account Number 692-70294-10 643

Details of Short Term Gain (Loss) 2008 - continued

Reference number	Quantity	Security Description	Opening Trade Date	Closing Trade Date	Sale Proceeds	Cost	(Loss)	Gain
125006600	213	TEREX CORP NEW	05/09/07	05/05/08	\$ 15,379.54	\$ 17,240.20	(\$ 1,860.66)	
	274		05/10/07		19,784.00	22,117.28	(2,333.28)	
125006700	1,466	TEREX CORP NEW	12/18/07	09/16/08	50,956.11	87,851.08	(36,894.97)	
	149		12/31/07		5,179.03	9,655.95	(4,476.92)	
	238		01/03/08		8,272.55	14,810.50	(6,537.95)	
125006800	806	3M COMPANY	12/18/07	12/15/08	44,810.20	68,764.94	(23,954.74)	
	179		12/28/07		9,951.65	15,237.91	(5,286.26)	
	73		12/31/07		4,058.49	6,185.29	(2,126.80)	
	145		01/03/08		8,061.40	12,030.36	(3,968.96)	
125006900	687	UNITEDHEALTH GROUP INC	05/10/07	04/28/08	23,147.44	36,582.75	(13,435.31)	
	90		06/12/07		3,032.42	4,785.30	(1,752.88)	
	152		06/18/07		5,121.41	8,052.96	(2,931.55)	
	113		07/02/07		3,807.37	5,876.00	(2,068.63)	
	1,060		12/18/07		35,715.12	60,335.20	(24,620.08)	
	188		12/28/07		6,334.38	11,012.85	(4,678.47)	
	121		12/31/07		4,076.91	7,014.25	(2,937.34)	
	212		01/03/08		7,143.03	12,066.83	(4,923.80)	
125007000	71	WALGREEN CO NEW	03/13/07	02/07/08	2,471.07	3,200.89	(729.82)	
	44		03/23/07		1,531.37	2,088.24	(556.87)	
	177		03/29/07		6,160.28	8,150.85	(1,990.57)	
	70		04/16/07		2,436.27	3,229.10	(792.83)	
	824		05/10/07		28,678.35	36,849.28	(8,170.93)	
	132		06/12/07		4,594.10	5,781.60	(1,187.50)	
	165		06/18/07		5,742.63	7,316.10	(1,573.47)	
	135		07/02/07		4,698.52	5,896.80	(1,198.28)	
	2,079		12/18/07		72,357.14	77,068.53	(4,711.39)	
	217		12/28/07		7,552.43	8,449.98	(897.55)	
	230		12/31/07		8,004.88	8,779.10	(774.22)	
	605		01/03/08		21,056.29	21,302.05	(245.76)	
	125007100		1,702		WYETH	12/18/07	07/22/08	77,274.62
539		12/28/07	24,471.81	23,651.32		820.49		
119		12/31/07	5,402.87	5,262.18		140.69		
166		01/03/08	7,536.77	7,408.58		128.19		
<b>Total</b>					<b>\$ 3,184,097.53</b>	<b>\$ 4,143,530.58</b>	<b>(\$ 1,071,937.04)</b>	<b>\$ 112,503.99</b>

2008 YEAR END SUMMARY

Ref 00009243 00081128

CITI GLOBAL IMPACT FUNDING

Account Number 692-70294-10 643

Details of Long Term Gain (Loss) 2008

This section shows your sales of securities during the year. The "Sale Proceeds" column excludes any accrued income you may have received. In addition, although cash in lieu less than \$20 is not included on Form 1099-B (if applicable), it is included in this section. Please note, this material is being prepared for informational purposes only and should not be used for tax preparation without the assistance of your tax advisor.

Reference number	Quantity	Security Description	Opening Trade Date	Closing Trade Date	Sale Proceeds	Cost	(Loss)	Gain
125000300	2,541	SEAGATE TECHNOLOGY -USD	11/05/07	11/18/08	\$ 11,279.69	\$ 72,039.64	(\$ 60,759.95)	
125000400	98	AT&T INC	01/31/07	10/21/08	2,519.59	3,657.36	(1,137.77)	
	42		03/23/07		1,079.82	1,634.22	(554.40)	
	206		03/29/07		5,296.27	8,017.25	(2,720.98)	
	78		04/16/07		2,005.38	3,063.84	(1,058.46)	
	920		05/10/07		23,653.25	36,275.51	(12,622.26)	
	105		06/12/07		2,699.56	4,181.87	(1,482.31)	
	191		06/18/07		4,910.62	7,675.77	(2,765.15)	
	47		07/02/07		1,208.37	1,967.89	(759.52)	
125000800	53	AMERICAN INTL GROUP INC	01/31/07	05/27/08	1,948.71	3,613.01	(1,664.30)	
	27		03/23/07		992.74	1,841.67	(848.93)	
	121		03/29/07		4,448.94	8,119.10	(3,670.16)	
	45		04/16/07		1,654.56	3,042.90	(1,388.34)	
	493		05/10/07		18,126.67	35,376.35	(17,249.68)	
125001300	38	CAMERON INTERNATIONAL CORP	04/16/07	05/19/08	2,102.63	1,254.00		848.63
	278		05/10/07		15,382.40	9,346.01		6,036.39
125001400	140	CISCO SYS INC	01/31/07	06/05/08	3,862.79	3,663.80		198.99
	68		03/23/07		1,876.21	1,787.72		88.49
	325		03/29/07		8,967.18	8,248.50		718.68
	90		04/16/07		2,483.22	2,390.40		92.82
125001500	4	CISCO SYS INC	04/16/07	11/13/08	65.44	106.24	(40.80)	
	1,381		05/10/07		22,591.65	36,541.26	(13,949.61)	
	182		06/12/07		2,977.32	4,802.98	(1,825.66)	
	228		06/18/07		3,729.83	6,206.16	(2,476.33)	
	98		07/02/07		1,603.17	2,744.00	(1,140.83)	
125001600	77	COCA-COLA CO	01/31/07	10/10/08	3,214.30	3,669.05	(454.75)	
	37		03/23/07		1,544.53	1,777.11	(232.58)	
	167		03/29/07		6,971.28	8,037.71	(1,066.43)	
	52		04/16/07		2,170.70	2,606.76	(436.06)	
	678		05/10/07		28,302.54	35,683.14	(7,380.60)	
	112		06/12/07		4,675.35	5,759.04	(1,083.69)	
	141		06/18/07		5,885.93	7,322.13	(1,436.20)	
	75		07/02/07		3,130.81	3,939.00	(808.19)	

2008 YEAR END SUMMARY

Ref. 00009243 00081129

CITI GLOBAL IMPACT FUNDING

Account Number 692-70294-10 643

Details of Long-Term Gain (Loss) 2008 - continued

Reference number	Quantity	Security Description	Opening Trade Date	Closing Trade Date	Sale Proceeds	Cost	(Loss)	Gain
125001700	54	COLGATE PALMOLIVE CO	01/31/07	09/16/08	\$ 4,229.00	\$ 3,668.76		\$ 560.24
	28		03/23/07		2,192.81	1,875.16		317.65
	120		03/29/07		9,397.77	8,012.40		1,385.37
	50		04/16/07		3,915.74	3,309.50		606.24
	199		05/10/07		15,584.64	13,436.48		2,148.16
125001800	82	EMERSON ELECTRIC CO	01/31/07	06/05/08	4,744.63	3,650.64		1,093.99
	43		03/23/07		2,488.04	1,885.12		602.92
	172		03/29/07		9,952.15	7,353.00		2,599.15
125001900	19	EMERSON ELECTRIC CO	03/29/07	12/05/08	591.35	812.25	(220.90)	
	66		04/16/07		2,054.17	2,886.84	(832.67)	
	770		05/10/07		23,965.35	35,388.43	(11,423.08)	
	54		06/12/07		1,680.69	2,582.82	(902.13)	
	134		06/18/07		4,170.59	6,572.70	(2,402.11)	
149	07/02/07	4,637.45	7,046.21	(2,408.76)				
125002000	16	FREEPORT MCMORAN COPPER & GOLD CL B	03/29/07	05/05/08	1,842.67	1,044.64		798.03
	29		04/16/07		3,339.83	2,066.83		1,273.00
125002100	52	FREEPORT MCMORAN COPPER & GOLD CL B	05/10/07	05/27/08	6,021.09	3,718.22		2,302.87
125002200	294	FREEPORT MCMORAN COPPER & GOLD CL B	05/10/07	10/28/08	7,199.14	21,022.27	(13,823.13)	
	44		06/18/07		1,077.42	3,682.80	(2,605.38)	
	51		07/02/07		1,248.83	4,294.71	(3,045.88)	
125002400	102	GILEAD SCIENCES INC	01/31/07	03/10/08	4,711.83	3,262.47		1,449.36
125002500	365	GILEAD SCIENCES INC	05/10/07	06/05/08	20,582.96	14,840.90		5,742.06
125002600	124	HALLIBURTON CO HOLDINGS CO	01/31/07	04/25/08	5,808.18	3,659.24		2,148.94
	52		03/23/07		2,435.69	1,619.28		816.41
	245		03/29/07		11,475.83	7,866.95		3,608.88
	88		04/16/07		4,121.93	2,889.92		1,232.01
125002900	70	ILLINOIS TOOL WORKS INC	01/31/07	05/13/08	3,807.64	3,498.60		309.04
	33		03/23/07		1,795.03	1,744.05		50.98
	159		03/29/07		8,648.78	8,171.01		477.77
	53		04/16/07		2,882.93	2,804.23		78.70
	20		05/10/07		1,087.90	1,040.40		47.50
125003000	682	ILLINOIS TOOL WORKS INC	05/10/07	10/10/08	22,914.80	35,477.64	(12,562.84)	
	66		06/12/07		2,217.56	3,516.48	(1,298.92)	
	106		06/18/07		3,561.54	5,845.90	(2,284.36)	
	85		07/02/07		2,855.95	4,717.50	(1,861.55)	
125003200	37	INTL BUSINESS MACHINES CORP	01/31/07	05/05/08	4,521.06	3,645.61		875.45
	20		03/23/07		2,443.82	1,897.40		546.42

2  
0  
0  
8  
  
Y  
E  
A  
R  
  
E  
N  
D  
  
S  
U  
M  
M  
A  
R  
Y



Ref 00009243 00081130

CITI GLOBAL IMPACT FUNDING

Account Number 692-70294-10 643

Details of Long Term Gain (Loss) 2008 - continued

Reference number	Quantity	Security Description	Opening Trade Date	Closing Trade Date	Sale Proceeds	Cost	(Loss)	Gain
	85		03/29/07		\$ 10,386.22	\$ 8,058.85		\$ 2,327.37
	32		04/16/07		3,910.10	3,078.08		832.02
125003300	68	INTL BUSINESS MACHINES CORP	05/10/07	05/27/08	8,546.33	7,118.24		1,428.09
125003400	55	JOHNSON & JOHNSON	01/31/07	11/14/08	3,366.02	3,650.90	(284.88)	
	36		03/23/07		2,203.22	2,175.12		28.10
	133		03/29/07		8,139.66	8,010.59		129.07
	41		04/16/07		2,509.22	2,578.90	(69.68)	
	126		05/10/07		7,711.25	8,014.86	(303.61)	
125003500	1,800	JOHNSON CONTROLS INC	08/21/07	08/22/08	56,628.04	67,149.30	(10,521.26)	
125003700	2,067	KROGER CO	08/15/07	10/28/08	52,700.14	51,564.62		1,135.52
125003900	81	LAM RESEARCH CORP	01/31/07	05/19/08	3,379.82	3,672.54	(292.72)	
	34		03/23/07		1,418.69	1,613.30	(194.61)	
	172		03/29/07		7,176.90	8,076.67	(899.77)	
	32		04/16/07		1,335.24	1,671.36	(336.12)	
	674		05/10/07		28,123.44	35,943.07	(7,819.63)	
125004000	36	LOCKHEED MARTIN CORP	01/31/07	08/21/08	4,111.87	3,475.08		636.79
	19		03/23/07		2,170.16	1,881.57		288.59
	83		03/29/07		9,480.15	8,135.66		1,344.49
	36		04/16/07		4,111.87	3,455.64		656.23
	118		05/10/07		13,477.82	11,673.74		1,804.08
125004100	36	MEMC ELECTRONIC MATERIALS INC	04/16/07	07/10/08	1,855.56	2,233.08	(377.52)	
	611		05/10/07		31,492.90	36,879.96	(5,387.06)	
	129		06/12/07		6,649.07	7,380.08	(731.02)	
	119		06/18/07		6,133.64	6,922.23	(788.59)	
125004200	50	MANPOWER INC WIS NEW	01/31/07	03/14/08	2,732.74	3,644.00	(911.26)	
125004300	83	MCDONALDS CORP	01/31/07	05/13/08	5,066.51	3,667.77		1,398.74
	39		03/23/07		2,380.65	1,751.10		629.55
	178		03/29/07		10,865.54	8,001.10		2,864.44
125004400	48	MCDONALDS CORP	04/16/07	08/13/08	2,990.19	2,301.60		688.59
	255		05/10/07		15,885.39	12,696.19		3,189.20
125004900	951	NATIONAL OILWELL VARCO INC	07/17/07	12/04/08	20,886.79	53,822.51	(32,935.72)	
125005000	74	NIKE INC CL B	01/31/07	05/05/08	4,935.03	3,620.82		1,314.21
	26		03/23/07		1,733.93	1,403.74		330.19
	158		03/29/07		10,536.96	8,292.63		2,244.33
	32		04/16/07		2,134.07	1,740.80		393.27
125005100	17	NIKE INC CL B	04/16/07	06/11/08	1,155.98	924.80		231.18
	143		05/10/07		9,723.79	7,667.66		2,056.13

2008 YEAR END SUMMARY

Ref: 00009243 00081131

CITI GLOBAL IMPACT FUNDING

Account Number 692-70294-10 643

Details of Long-Term Gain/(Loss) 2008 *continued*

Reference number	Quantity	Security Description	Opening Trade Date	Closing Trade Date	Sale Proceeds	Cost	(Loss)	Gain
125005200	67	NORDSTROM INC	01/31/07	03/10/08	\$ 2,233.35	\$ 3,679.64	(\$ 1,446.29)	
125005300	58	NUCOR CORP	01/31/07	05/05/08	4,413.20	3,694.02		719.18
	26		03/23/07		1,978.33	1,692.60		285.73
	120		03/29/07		9,130.76	7,922.40		1,208.36
	44		04/16/07		3,347.95	2,961.64		386.31
125005400	61 4869	NVIDIA CORP	01/31/07	06/05/08	1,533.60	1,246.85		286.75
	91 4806		03/23/07		2,281.70	1,839.37		442.33
	445.4057		03/29/07		11,109.24	8,397.38		2,711.86
	110.9765		04/16/07		2,767.96	2,233.59		534.37
	874.6503		05/10/07		21,815.40	19,200.97		2,614.43
125005500	709.0144	NVIDIA CORP	05/10/07	08/13/08	8,662.19	15,564.80	(6,902.61)	
	68.9856		06/18/07		842.81	1,827.19	(984.38)	
125005600	70	OMNICOM GROUP INC	01/31/07	05/13/08	3,429.61	3,659.95	(230.34)	
	36		03/23/07		1,763.80	1,862.64	(98.84)	
	158		03/29/07		7,741.13	8,068.27	(327.14)	
	58		04/16/07		2,841.68	3,016.87	(175.19)	
	43		05/10/07		2,106.77	2,213.21	(106.44)	
125005700	667	OMNICOM GROUP INC	05/10/07	10/28/08	17,542.73	34,330.49	(16,787.76)	
	74		06/12/07		1,946.27	3,865.39	(1,919.12)	
	170		06/18/07		4,471.16	8,755.85	(4,284.69)	
	67		07/02/07		1,762.16	3,521.52	(1,759.36)	
125005800	213	ORACLE CORP	01/31/07	06/11/08	4,734.64	3,627.20		1,107.44
	82		03/23/07		1,822.73	1,494.04		328.69
	265		03/29/07		5,890.52	4,761.81		1,128.71
125005900	20	PRAXAIR INC	01/31/07	02/08/08	1,595.20	1,247.20		348.00
125006000	38	PRAXAIR INC	01/31/07	05/13/08	3,605.24	2,369.68		1,235.56
	28		03/23/07		2,656.49	1,787.80		868.69
	129		03/29/07		12,238.85	8,081.85		4,157.00
	15		04/16/07		1,423.13	957.75		465.38
125006700	171	TEREX CORP NEW	05/10/07	09/16/08	5,943.72	13,803.12	(7,859.40)	
	35		06/12/07		1,216.55	2,911.65	(1,695.10)	
	82		06/18/07		2,850.21	6,976.56	(4,126.35)	
	51		07/02/07		1,772.69	4,349.79	(2,577.10)	
125006800	50	3M COMPANY	01/31/07	12/15/08	2,779.79	3,680.50	(900.71)	
	20		03/23/07		1,111.92	1,560.20	(448.28)	
	108		03/29/07		6,004.34	8,183.16	(2,178.82)	
	38		04/16/07		2,112.64	2,933.22	(820.58)	
	410		05/10/07		22,794.27	34,751.60	(11,957.33)	

2  
0  
0  
8  
  
Y  
E  
A  
R  
  
E  
N  
D  
  
S  
U  
M  
M  
A  
R  
Y

Ref 00009243 00081132

CITI GLOBAL IMPACT FUNDING  
Account Number 692-70294-10 643

**Details of Long Term Gain (Loss) 2008 - continued**

Reference number	Quantity	Security Description	Opening Trade Date	Closing Trade Date	Sale Proceeds	Cost	(Loss)	Gain
	49		06/12/07		\$ 2,724.19	\$ 4,196.85	(\$ 1,472.66)	
	75		06/18/07		4,169.68	6,578.25	(2,408.57)	
	54		07/02/07		3,002.17	4,737.96	(1,735.79)	
125006900	70	UNITEDHEALTH GROUP INC	01/31/07	04/28/08	2,358.55	3,626.00	(1,267.45)	
	27		03/23/07		909.72	1,527.93	(618.21)	
	159		03/29/07		5,357.27	8,388.84	(3,031.57)	
	55		04/16/07		1,853.14	2,953.50	(1,100.36)	
125007100	75	WYETH	01/31/07	07/22/08	3,405.17	3,665.25	(260.08)	
	33		03/23/07		1,498.27	1,663.86	(165.59)	
	162		03/29/07		7,355.16	8,114.58	(759.42)	
	25		04/16/07		1,135.06	1,417.00	(281.94)	
	653		05/10/07		29,647.67	36,561.47	(6,913.80)	
	68		06/12/07		3,087.35	3,861.04	(773.69)	
	113		06/18/07		5,130.45	6,568.69	(1,438.24)	
	88		07/02/07		3,995.40	5,086.40	(1,091.00)	
<b>Total</b>					<b>\$ 1,057,517.12</b>	<b>\$ 1,323,126.31</b>	<b>(\$ 348,443.30)</b>	<b>\$ 83,834.11</b>

**Details of Deposits and Withdrawals 2008**

*This section reflects any deposits or withdrawals made to your account during the year.*

**Deposits**

Reference number	Date	Description	Amount	Reference number	Date	Description	Amount
210000100	01/02/08	FROM 692-17604-01 TO 692-70294-01	\$ 500,000.00	210000200	05/30/08	CONSULTING & ADVISORY SERVICES FROM 05/16/08 TO 06/30/08	\$ 224.34

2  
0  
0  
8  
  
Y  
E  
A  
R  
  
E  
N  
D  
  
S  
U  
M  
M  
A  
R  
Y

Ref. 00009244 00081138

CITI GLOBAL IMPACT FUNDING  
Account Number 692-70295-19 643

**Details of Earnings 2008 - continued**

**Dividends and Distributions, Section 2**

Amounts displayed for dividends include dividend reinvestments, money fund earnings, accrued dividends received and dividends exempt from Federal income tax.

Reference number	Description	Nondividend distributions	Foreign tax paid	Cash liquidation distributions	Non cash liquidation distributions	Investment expense	NRA Withholding
160004100	QWEST COMMUNICATIONS INTL A PORTION OF THIS INCOME HAS BEEN RECLASSIFIED	\$ 11,267.60					
160004300	*** SONY CORP SPON ADR-NEW THIS AMOUNT INCLUDES TAXES PAID TO A FOREIGN GOVERNMENT		100.23				
<b>Totals</b>		<b>\$ 11,267.60</b>	<b>\$ 100.23</b>				

**Details of Short Term Gain (Loss) 2008**

This section shows your sales of securities during the year. The "Sale Proceeds" column excludes any accrued income you may have received. In addition, although cash in lieu less than \$20 is not included on Form 1099-B (if applicable), it is included in this section. Please note, this material is being prepared for informational purposes only and should not be used for tax preparation without the assistance of your tax advisor.

Reference number	Quantity	Security Description	Opening Trade Date	Closing Trade Date	Sale Proceeds	Cost	(Loss)	Gain
125000200	80 0872	COVIDIEN LTD	05/10/07	04/24/08	\$ 3,780.10	\$ 3,294.26		\$ 485.84
125000300	169.9643	COVIDIEN LTD	05/10/07	05/05/08	8,051.67	6,991.21		1,060.46
	34.4726		06/12/07		1,633.06	1,465.65		167.41
	79.9366		06/18/07		3,786.82	3,462.55		324.27
	59.9524		06/20/07		2,840.11	2,510.88		329.23
	95.6741		06/20/07		4,532.34	3,999.18		533.16
	104		09/14/07		4,926.76	4,380.01		546.75
	8		10/26/07		378.99	326.21		52.78
125000400	118	COVIDIEN LTD	10/26/07	05/06/08	5,725.64	4,811.54		914.10
125000500	35	COVIDIEN LTD	10/26/07	05/08/08	1,725.43	1,427.15		298.28
	132		11/29/07		6,507.34	5,146.43		1,360.91
	103		12/13/07		5,077.70	4,420.29		657.41
	9		12/18/07		443.68	382.48		61.20
125000600	48	COVIDIEN LTD	12/18/07	05/13/08	2,339.50	2,039.90		299.60
125000700	177	COVIDIEN LTD	12/18/07	05/28/08	8,558.40	7,522.15		1,036.25

2  
0  
0  
8  
  
Y  
E  
A  
R  
  
E  
N  
D  
  
S  
U  
M  
M  
A  
R  
Y

Ref 00009244 00081139

CITI GLOBAL IMPACT FUNDING  
Account Number 692-70295-19 643

Details of Short-Term Gain (Loss) 2008 - continued

Reference number	Quantity	Security Description	Opening Trade Date	Closing Trade Date	Sale Proceeds	Cost	(Loss)	Gain
125000800	175	COVIDIEN LTD	12/18/07	06/02/08	\$ 8,706.39	\$ 7,437.15		\$ 1,269.24
125000900	46	COVIDIEN LTD	12/18/07	06/05/08	2,288.02	1,954.91		333.11
125001000	208	COVIDIEN LTD	12/18/07	08/08/08	11,024.22	8,839.58		2,184.64
125001100	151	COVIDIEN LTD	12/18/07	09/08/08	8,154.46	6,417.20		1,737.26
125001200	131	COVIDIEN LTD	12/18/07	09/15/08	7,375.78	5,567.24		1,808.54
	180		12/27/07		10,134.66	8,096.15		2,038.51
125001300	130	COVIDIEN LTD	12/27/07	09/24/08	7,008.86	5,847.22		1,161.64
125001400	105	COVIDIEN LTD	12/27/07	09/26/08	5,684.50	4,722.75		961.75
	76		12/28/07		4,114.49	3,401.35		713.14
125001500	24	COVIDIEN LTD	12/28/07	09/30/08	1,280.94	1,074.11		206.83
	135		12/31/07		7,205.27	5,994.99		1,210.28
	250		01/03/08		13,343.09	10,756.15		2,586.94
125001600	20,4837	TYCO INTL LTD	04/16/07	04/04/08	934.88	1,036.82	(101.94)	
	13,0872	(NEW)	05/10/07		597.31	661.58	(64.27)	
125001700	36	TYCO INTL LTD	05/10/07	05/05/08	1,623.23	1,819.87	(196.64)	
		(NEW)						
125001900	20,4837	TYCO ELECTRONICS LTD	04/16/07	04/04/08	734.17	776.68	(42.51)	
	114,0872		05/10/07		4,089.07	4,320.33	(231.26)	
125002200	154,1301	FLEXTRONICS INTL LTD USD	04/16/07	04/04/08	1,524.58	1,407.27		117.31
125002300	383,5081	FLEXTRONICS INTL LTD USD	05/10/07	05/05/08	4,084.91	3,868.43		216.48
125002700	240	AT&T INC	03/26/07	02/13/08	9,180.62	9,404.95	(224.33)	
	137		03/29/07		5,240.60	5,351.22	(110.62)	
	162		04/16/07		6,196.92	6,348.72	(151.80)	
	183		05/10/07		7,000.22	7,190.07	(189.85)	
125002800	83	AT&T INC	05/10/07	04/04/08	3,197.97	3,261.07	(63.10)	
125002900	225	AT&T INC	05/10/07	05/05/08	8,984.19	8,840.25		143.94
125003200	109	AETNA INC NEW	05/10/07	05/05/08	4,779.08	5,434.74	(655.66)	
125003800	199	AETNA INC NEW	11/29/07	09/18/08	7,548.80	11,095.84	(3,547.04)	
	7		12/18/07		265.54	404.52	(138.98)	
125003900	171	AETNA INC NEW	12/18/07	10/29/08	4,409.48	9,881.92	(5,472.44)	
125004000	1,077	AETNA INC NEW	12/18/07	11/04/08	27,562.75	62,238.76	(34,676.01)	
	200		12/28/07		5,118.43	11,581.60	(6,463.17)	
	105		12/31/07		2,687.18	6,061.65	(3,374.47)	
	200		01/03/08		5,118.43	11,523.60	(6,405.17)	
125004100	104	ALCOA INC	01/07/08	04/04/08	4,004.18	3,446.82		557.36

2  
0  
8  
Y  
E  
A  
R  
E  
N  
D  
S  
U  
M  
M  
A  
R  
Y

Ref 00009244 00081140

CITI GLOBAL IMPACT FUNDING  
Account Number 692-70295-19 643

2  
0  
8  
Y  
E  
A  
R  
E  
N  
D  
S  
U  
M  
M  
A  
R  
Y

Details of Short Term Gain (Loss) 2008 - continued

Reference number	Quantity	Security Description	Opening Trade Date	Closing Trade Date	Sale Proceeds	Cost	(Loss)	Gain
125004200	89	ALCOA INC	01/07/08	05/05/08	\$ 3,282.30	\$ 2,949.68		\$ 332.62
125004300	37	ALCOA INC	01/07/08	05/13/08	1,557.69	1,226.27		331.42
125004400	58	ALCOA INC	01/07/08	06/05/08	2,316.50	1,922.27		394.23
125004500	694	ALCOA INC	01/07/08	10/20/08	8,339.19	23,000.90	(14,661.71)	
125004600	53	AMEREN CORP	11/07/07	04/04/08	2,398.23	2,845.02	(446.79)	
125004700	35	AMEREN CORP	11/07/07	05/13/08	1,596.34	1,878.78	(282.44)	
125004800	52	AMEREN CORP	11/07/07	06/05/08	2,319.70	2,791.33	(471.63)	
125005800	38	AMERICAN INTL GROUP INC	04/16/07	04/04/08	1,801.19	2,566.90	(765.71)	
	52		05/10/07		2,464.78	3,733.48	(1,268.70)	
125006100	88	AMERICAN INTL GROUP INC	09/26/07	09/16/08	155.63	5,931.32	(5,775.69)	
	66		09/28/07		116.72	4,447.85	(4,331.13)	
	159		11/29/07		281.19	9,078.90	(8,797.71)	
	1,025		12/18/07		1,812.70	56,148.27	(54,335.57)	
	550		12/28/07		972.67	31,894.50	(30,921.83)	
	155		12/31/07		274.12	8,897.45	(8,623.33)	
	200		01/03/08		353.70	11,394.00	(11,040.30)	
	104		02/12/08		183.92	4,851.60	(4,667.68)	
	426		03/04/08		753.38	19,534.91	(18,781.53)	
	129		03/06/08		228.14	5,628.81	(5,400.67)	
	109		03/26/08		192.77	4,884.90	(4,692.13)	
	460		05/09/08		813.51	19,203.07	(18,389.56)	
	377		06/10/08		666.72	12,723.00	(12,056.28)	
	407		08/07/08		719.76	9,790.67	(9,070.91)	
125006200	58	AMGEN INC	09/06/07	04/04/08	2,413.36	3,041.32	(627.96)	
125006300	74	AMGEN INC	09/06/07	05/05/08	3,162.74	3,880.30	(717.56)	
	2		09/14/07		85.48	113.24	(27.76)	
125006400	69	AMGEN INC	09/14/07	06/05/08	3,101.87	3,906.77	(804.90)	
	51		09/19/07		2,292.69	2,843.17	(550.48)	
125006500	16	AMGEN INC	09/19/07	07/28/08	968.97	891.98		76.99
	68		09/25/07		4,118.14	3,726.89		391.25
	59		09/27/07		3,573.09	3,344.34		228.75
	137		10/03/07		8,296.86	7,638.19		658.67
125006600	73	AMGEN INC	10/03/07	07/30/08	4,562.22	4,069.98		492.24
	46		10/30/07		2,874.83	2,605.48		269.35
	2		11/14/07		124.99	107.94		17.05

Ref 00009244 00081141

CITI GLOBAL IMPACT FUNDING  
Account Number 692-70295-19 643

Details of Short Term Gain (Loss) 2008 - continued

2  
0  
0  
8  
Y  
E  
A  
R  
E  
N  
D  
S  
U  
M  
M  
A  
R  
Y

Reference number	Quantity	Security Description	Opening Trade Date	Closing Trade Date	Sale Proceeds	Cost	(Loss)	Gain
125006700	70	AMGEN INC	11/14/07	08/11/08	\$ 4,481.98	\$ 3,777.81		\$ 704.17
	100		11/29/07		6,402.84	5,517.00		885.84
	49		12/03/07		3,137.39	2,694.14		443.25
125006800	47	AMGEN INC	12/03/07	08/18/08	3,055.24	2,584.18		471.06
	49		12/11/07		3,185.25	2,485.60		699.65
	24		12/18/07		1,560.11	1,126.08		434.03
125006900	191	AMGEN INC	12/18/07	09/11/08	11,945.28	8,961.72		2,983.56
125007000	520	AMGEN INC	12/18/07	09/15/08	32,371.16	24,398.40		7,972.76
125007100	275	AMGEN INC	12/18/07	09/17/08	17,732.61	12,903.00		4,829.61
	107		12/20/07		6,899.60	5,094.12		1,805.48
	89		12/28/07		5,738.91	4,183.00		1,555.91
125007200	158	AMGEN INC	12/28/07	09/22/08	9,357.24	7,426.00		1,931.24
125007300	153	AMGEN INC	12/28/07	09/24/08	8,982.35	7,191.00		1,791.35
	75		12/31/07		4,403.11	3,494.67		908.44
125007400	29	AMGEN INC	12/31/07	09/26/08	1,749.05	1,351.27		397.78
	200		01/03/08		12,062.39	9,328.00		2,734.39
	649		03/28/08		39,142.46	27,019.56		12,122.90
125007500	112	BOSTON SCIENTIFIC CORP	04/16/07	04/04/08	1,576.05	1,808.80	(232.75)	
	78		05/01/07		1,097.61	1,250.32	(152.71)	
	267		05/10/07		3,757.20	4,303.56	(546.36)	
125007600	308	BOSTON SCIENTIFIC CORP	05/10/07	05/05/08	4,081.80	4,964.40	(882.60)	
125007800	592	CSX CORP	05/10/07	01/10/08	25,820.39	26,678.66	(858.27)	
125007900	82	CSX CORP	05/10/07	02/15/08	3,992.17	3,695.35		296.82
	172		06/12/07		8,373.83	7,488.71		885.12
	344		06/18/07		16,747.66	15,479.66		1,268.00
125008000	6	CSX CORP	06/18/07	02/26/08	317.48	269.99		47.49
	197		06/20/07		10,424.06	8,787.68		1,636.38
125008100	93	CSX CORP	06/20/07	03/05/08	4,691.18	4,148.50		542.68
	213		11/29/07		10,744.30	8,751.75		1,992.55
125008200	154	CSX CORP	11/29/07	03/18/08	8,294.24	6,327.55		1,966.69
	397		12/18/07		21,381.90	17,053.13		4,328.77
125008300	1,193	CSX CORP	12/18/07	03/26/08	67,908.75	51,245.32		16,663.43
	97		12/28/07		5,521.50	4,292.15		1,229.35
125008400	333	CSX CORP	01/03/08	03/28/08	18,729.11	14,318.33		4,410.78

Ref 00009244 00081142

CITI GLOBAL IMPACT FUNDING  
Account Number 692-70295-19 643

Details of Short Term Gain (Loss) 2008 - continued

2  
0  
0  
8  
  
Y  
E  
A  
R  
  
E  
N  
D  
  
S  
U  
M  
M  
A  
R  
Y

Reference number	Quantity	Security Description	Opening Trade Date	Closing Trade Date	Sale Proceeds	Cost	(Loss)	Gain
125008500	103	CSX CORP	12/28/07	03/28/08	\$ 5,793.09	\$ 4,557.65		\$ 1,235.44
	120		6,749.23		5,305.09		1,444.14	
	67		3,768.32		2,880.87		887.45	
125009100	21	CITIGROUP INC	04/11/07	04/04/08	510.97	1,083.29	(572.32)	
	4		97.33		211.40	(114.07)		
	46		1,119.27		2,438.91	(1,319.64)		
	17		413.64		904.56	(490.92)		
	130		3,163.13		6,960.20	(3,797.07)		
125009400	1,292	CITIGROUP INC	12/18/07	11/21/08	4,545.36	38,811.68	(34,266.32)	
	850		2,990.37		24,811.50	(21,821.13)		
	167		587.52		4,823.24	(4,235.72)		
	350		1,231.33		10,185.00	(8,953.67)		
	604		2,124.92		12,795.68	(10,670.76)		
	331		1,164.48		7,034.94	(5,870.46)		
	185		650.84		3,729.34	(3,078.50)		
	371		1,305.21		7,116.63	(5,811.42)		
	738		2,596.34		13,060.83	(10,464.49)		
	185		650.85		2,453.10	(1,802.25)		
125009500	210	CITIGROUP INC	11/29/07	11/21/08	738.80	6,743.10	(6,004.30)	
	383		1,347.42		11,506.32	(10,157.90)		
125009600	75	COMCAST CORP CL A	04/16/07	04/04/08	1,537.48	2,087.80	(550.32)	
125009700	126	COMCAST CORP CL A	05/10/07	05/05/08	2,729.39	3,289.61	(560.22)	
125010600	78	DEAN FOODS CO NEW	12/31/07	04/04/08	1,602.89	2,027.15	(424.26)	
125010700	139	DEAN FOODS CO NEW	12/31/07	05/05/08	3,280.59	3,612.48	(331.89)	
125010800	37	DEAN FOODS CO NEW	12/31/07	06/05/08	772.92	961.60	(188.68)	
125010900	43	DELL INC	12/26/07	05/05/08	823.87	1,071.07	(247.20)	
125011000	354	DELL INC	12/26/07	05/13/08	7,087.04	8,817.68	(1,730.64)	
125011100	128	DELL INC	12/26/07	06/05/08	3,079.79	3,188.31	(108.52)	
125011200	308	DELL INC	12/26/07	11/14/08	3,282.21	7,671.88	(4,389.67)	
125011600	166	FEDERAL NATIONAL MORTGAGE ASSN	10/26/07	08/25/08	871.89	9,487.50	(8,615.61)	
	193		1,013.71		10,055.16	(9,041.45)		
	50		262.62		2,462.50	(2,199.88)		
	123		646.04		6,005.55	(5,359.51)		
	201		1,055.73		7,591.17	(6,535.44)		
200	1,050.46	6,476.92	(5,426.46)					
125011700	558	FEDERAL NATIONAL MORTGAGE ASSN	12/18/07	08/27/08	3,440.72	19,827.30	(16,386.58)	



Ref 00009244 00081143

CITI GLOBAL IMPACT FUNDING

Account Number 692-70295-19 643

Details of Short-Term Gain/(Loss) 2008 - continued

2  
0  
0  
8  
  
Y  
E  
A  
R  
  
E  
N  
D  
  
S  
U  
M  
M  
A  
R  
Y

Reference number	Quantity	Security Description	Opening Trade Date	Closing Trade Date	Sale Proceeds	Cost	(Loss)	Gain
125011800	216	FEDERAL NATIONAL MORTGAGE ASSN	11/29/07	08/27/08	\$ 1,331.89	\$ 6,995.07	(# 5,663.18)	
	5		12/18/07		30.83	177.66	(146.83)	
125011900	387	FEDERAL NATIONAL MORTGAGE ASSN	12/18/07	08/28/08	2,764.51	13,751.19	(10,986.68)	
125012000	391	FEDERAL NATIONAL MORTGAGE ASSN	12/18/07	08/29/08	2,826.56	13,893.33	(11,066.77)	
125012100	1,049	FEDERAL NATIONAL MORTGAGE ASSN	12/18/07	09/03/08	8,144.07	37,273.91	(29,129.84)	
	24		12/28/07		186.33	923.62	(737.29)	
125012200	193	FEDERAL NATIONAL MORTGAGE ASSN	12/28/07	09/08/08	139.25	7,427.47	(7,288.22)	
	488		12/31/07		352.09	18,695.28	(18,343.19)	
	600		01/03/08		432.90	22,318.92	(21,886.02)	
	1,107		03/05/08		798.69	28,207.02	(27,408.33)	
	71		03/07/08		51.23	1,573.74	(1,522.51)	
	112		03/11/08		80.81	2,296.67	(2,215.86)	
	449		04/04/08		323.95	13,621.76	(13,297.81)	
	258		04/30/08		186.15	7,440.67	(7,254.52)	
	366		05/06/08		264.07	10,603.06	(10,338.99)	
	712		06/23/08		513.70	16,392.38	(15,878.68)	
	2,950		08/11/08		2,128.41	24,625.42	(22,497.01)	
	523		08/12/08		377.33	4,244.35	(3,867.02)	
125012300	483	FEDERAL NATIONAL MORTGAGE ASSN	12/28/07	09/08/08	478.64	18,587.91	(18,109.27)	
125012400	134	GAP INC DELAWARE	06/18/07	05/05/08	2,449.86	2,552.82	(102.96)	
125012500	333	GAP INC DELAWARE	06/18/07	05/13/08	6,187.43	6,343.95	(156.52)	
	40		06/20/07		743.24	773.20	(29.96)	
	135		06/20/07		2,508.42	2,610.74	(102.32)	
125012600	130	GAP INC DELAWARE	06/20/07	06/05/08	2,310.43	2,514.04	(203.61)	
125012900	43	GENERAL ELECTRIC CO	04/27/07	04/04/08	1,613.35	1,577.82		35.53
125013000	27	GENERAL ELECTRIC CO	05/08/07	05/05/08	898.28	999.82	(101.54)	
125013300	39	GENERAL MOTORS CORP	05/07/07	05/05/08	870.53	1,173.00	(302.47)	
	109		05/10/07		2,433.04	3,183.89	(750.85)	
125013600	345	GENERAL MOTORS CORP	11/08/07	10/13/08	2,085.93	11,409.36	(9,323.43)	
	137		11/28/07		828.32	3,772.94	(2,944.62)	
	334		11/29/07		2,019.42	9,524.78	(7,505.36)	
	2,395		12/18/07		14,480.56	63,323.80	(48,843.24)	
	950		12/28/07		5,743.86	24,061.60	(18,317.74)	
	63		12/31/07		380.91	1,598.06	(1,217.15)	
	900		01/03/08		5,441.55	21,159.00	(15,717.45)	
	1,163		03/26/08		7,031.69	22,811.08	(15,779.39)	
	365		06/04/08		2,206.84	6,248.58	(4,041.74)	

Ref 00009244 00081144

CITI GLOBAL IMPACT FUNDING  
Account Number 692-70295-19 643

Details of Short Term Gain/(Loss) 2008 - continued

2  
0  
8  
Y  
E  
A  
R  
E  
N  
D  
S  
U  
M  
M  
A  
R  
Y

Reference number	Quantity	Security Description	Opening Trade Date	Closing Trade Date	Sale Proceeds	Cost	(Loss)	Gain
125013700	87	HEWLETT PACKARD CO	05/10/07	02/21/08	\$ 4,102.00	\$ 3,881.77		\$ 220.23
125013800	191	HEWLETT PACKARD CO	05/10/07	03/26/08	9,038.48	8,522.04		516.44
125013900	86	HEWLETT PACKARD CO	05/10/07	04/04/08	3,987.79	3,837.15		150.64
125014000	102	HEWLETT PACKARD CO	05/10/07	05/05/08	4,925.86	4,551.03		374.83
125014300	113	HEWLETT PACKARD CO	11/29/07	08/20/08	5,138.67	5,755.09	(616.42)	
125014400	50	HEWLETT PACKARD CO	11/29/07	08/27/08	2,343.41	2,546.50	(203.09)	
	97		12/18/07		4,546.22	4,979.98	(433.76)	
125014500	119	HEWLETT PACKARD CO	12/18/07	09/09/08	5,494.25	6,109.46	(615.21)	
125014600	111	HOME DEPOT INC	03/13/08	04/04/08	3,199.17	2,884.60		314.57
125014700	28	HOME DEPOT INC	03/13/08	05/05/08	823.19	727.65		95.54
125014800	110	HOME DEPOT INC	03/13/08	05/13/08	3,164.68	2,858.61		306.07
125014900	111	HOME DEPOT INC	03/13/08	06/05/08	3,084.84	2,884.60		200.24
125015000	271	HOME DEPOT INC	03/13/08	09/08/08	8,132.82	7,042.59		1,090.23
125015100	133	HONEYWELL INTL INC	03/26/07	03/11/08	7,415.65	6,277.60		1,138.05
	64		03/29/07		3,568.43	2,925.44		642.99
	80		04/16/07		4,460.54	3,790.40		670.14
	18		05/10/07		1,003.63	1,019.52	(15.89)	
125015200	398	HONEYWELL INTL INC	05/10/07	03/26/08	22,073.67	22,542.72	(469.05)	
125015300	165	HONEYWELL INTL INC	05/10/07	04/04/08	9,601.14	9,345.60		255.54
125015400	131	HONEYWELL INTL INC	05/10/07	04/18/08	7,984.18	7,419.84		564.34
125015500	54	HONEYWELL INTL INC	05/10/07	05/05/08	3,271.30	3,058.56		212.74
125015600	74	HONEYWELL INTL INC	06/12/07	05/13/08	4,485.11	4,189.14		295.97
125015800	84	INTL BUSINESS MACHINES CORP	03/26/07	03/26/08	9,754.22	7,953.12		1,801.10
	41		03/29/07		4,760.99	3,874.91		886.08
	52		04/16/07		6,038.33	4,989.40		1,048.93
	365		05/10/07		42,384.44	38,241.05		4,143.39
125015900	117	INTL BUSINESS MACHINES CORP	05/10/07	04/04/08	13,591.81	12,258.09		1,333.72
125016000	13	INTL BUSINESS MACHINES CORP	05/10/07	04/23/08	1,608.20	1,362.01		246.19
	32		06/12/07		3,958.64	3,278.08		680.56
125016100	41	INTL BUSINESS MACHINES CORP	06/12/07	05/01/08	4,987.87	4,200.04		787.83
	34		06/18/07		4,136.29	3,584.96		551.33
125016200	20	INTL BUSINESS MACHINES CORP	06/18/07	05/05/08	2,436.18	2,108.80		327.38
125016300	75	INTL BUSINESS MACHINES CORP	06/18/07	05/13/08	9,491.19	7,908.00		1,583.19
125016400	24	INTL BUSINESS MACHINES CORP	06/18/07	06/05/08	3,089.26	2,530.56		558.70

Ref 00009244 00081145

CITI GLOBAL IMPACT FUNDING

Account Number 692-70295-19 643

Details of Short Term Gain (Loss) 2008 - continued

2  
0  
0  
8  
  
Y  
E  
A  
R  
  
E  
N  
D  
  
S  
U  
M  
M  
A  
R  
Y

Reference number	Quantity	Security Description	Opening Trade Date	Closing Trade Date	Sale Proceeds	Cost	(Loss)	Gain
125016600	16	INTL BUSINESS MACHINES CORP	09/26/07	09/23/08	\$ 1,857.97	\$ 1,884.71	(\$ 26.74)	
	3		09/28/07		348.37	353.09	(4.72)	
	2		11/14/07		232.24	209.78		22.46
125016700	91	INTERPUBLIC GROUP OF COS INC	05/10/07	05/05/08	870.09	1,072.75	(202.66)	
125017100	216	JPMORGAN CHASE & CO	03/26/07	03/05/08	8,504.73	10,488.38	(1,983.65)	
	132		03/29/07		5,197.34	6,371.28	(1,173.94)	
	5		03/30/07		196.87	240.49	(43.62)	
	116		04/16/07		4,567.36	5,785.77	(1,218.41)	
	861		05/10/07		33,900.81	45,064.74	(11,163.93)	
125017200	297	JPMORGAN CHASE & CO	05/10/07	04/04/08	13,614.99	15,544.98	(1,929.99)	
125017300	257	JPMORGAN CHASE & CO	05/10/07	04/18/08	11,889.22	13,451.38	(1,562.16)	
	2		06/12/07		92.52	99.67	(7.15)	
125017400	166	JPMORGAN CHASE & CO	06/12/07	05/01/08	7,977.56	8,273.00	(295.44)	
	23		06/18/07		1,105.32	1,162.13	(56.81)	
125017500	51	JPMORGAN CHASE & CO	06/18/07	05/05/08	2,462.77	2,576.89	(114.12)	
125017600	184	JPMORGAN CHASE & CO	06/18/07	06/05/08	7,698.95	9,297.03	(1,598.08)	
125018200	256	KRAFT FOODS INC CLASS A	03/26/07	03/26/08	7,868.81	8,179.20	(310.39)	
	177		03/29/07		5,440.55	5,596.74	(156.19)	
	14		03/30/07		430.33	439.42	(9.09)	
	136		04/16/07		4,180.31	4,459.44	(279.13)	
	206		05/10/07		6,331.93	6,715.60	(383.67)	
125018300	305	KRAFT FOODS INC CLASS A	05/10/07	04/04/08	9,619.64	9,943.00	(323.36)	
125018400	102	KRAFT FOODS INC CLASS A	05/10/07	05/05/08	3,255.92	3,325.20	(69.28)	
125018800	770	LSI CORP	06/01/07	04/04/08	4,243.45	6,815.73	(2,572.28)	
	70		06/12/07		385.77	573.30	(187.53)	
	325		06/18/07		1,791.06	2,675.14	(884.08)	
125018900	502	LSI CORP	06/18/07	05/05/08	3,268.95	4,132.06	(863.11)	
125019000	463	LSI CORP	06/18/07	06/05/08	3,463.26	3,811.05	(347.79)	
	45		06/19/07		336.60	369.45	(32.85)	
	195		06/20/07		1,458.61	1,599.00	(140.39)	
	120		06/21/07		897.61	1,003.46	(105.85)	
125019500	98	MACYS INC	01/23/08	05/05/08	2,465.66	2,459.42		6.24
125019600	165	MACYS INC	01/23/08	05/13/08	3,940.62	4,140.86	(200.24)	
125019700	167	MACYS INC	01/23/08	06/05/08	3,840.97	4,191.05	(350.08)	
125019800	422	MACYS INC	01/23/08	11/14/08	3,376.57	10,590.55	(7,213.98)	
	158		01/29/08		1,264.21	4,182.88	(2,918.67)	

Ref: 00009244 00081146

CITI GLOBAL IMPACT FUNDING  
Account Number 692-70295-19 643

Details of Short Term Gain (Loss) 2008 - continued

2  
0  
0  
8  
  
Y  
E  
A  
R  
  
E  
N  
D  
  
S  
U  
M  
M  
A  
R  
Y

Reference number	Quantity	Security Description	Opening Trade Date	Closing Trade Date	Sale Proceeds	Cost	(Loss)	Gain
125019900	123	MACYS INC	01/29/08	11/21/08	\$ 666.46	\$ 3,256.29	(\$ 2,589.83)	
	323		02/06/08		1,750.13	8,099.35	(6,349.22)	
	177		02/07/08		959.05	4,327.49	(3,368.44)	
125020000	663	MACYS INC	02/07/08	11/26/08	4,708.53	16,209.75	(11,501.22)	
125020100	125	MACYS INC	02/07/08	12/16/08	1,043.91	3,056.14	(2,012.23)	
	394		02/19/08		3,290.39	9,781.07	(6,470.68)	
	687		03/17/08		5,737.31	14,875.69	(8,938.38)	
125020200	76	MATTEL INC DE	04/16/07	04/04/08	1,643.19	2,146.24	(503.05)	
	57		05/10/07		1,232.38	1,667.82	(435.44)	
125020900	182	MILLENNIUM PHARMACEUTICALS INC	03/29/07	01/07/08	2,685.51	2,043.40		642.11
	212		04/16/07		3,128.18	2,476.16		652.02
	685		05/10/07		10,107.57	7,421.46		2,686.11
125020900	638	MILLENNIUM PHARMACEUTICALS INC	05/10/07	03/04/08	8,742.10	6,912.25		1,829.85
125021000	644	MILLENNIUM PHARMACEUTICALS INC	05/10/07	04/04/08	10,426.30	6,977.26		3,449.04
125021100	468	MILLENNIUM PHARMACEUTICALS INC	05/10/07	04/11/08	11,385.58	5,070.43		6,315.15
	187		06/12/07		4,549.37	1,920.00		2,629.37
125021200	123	MILLENNIUM PHARMACEUTICALS INC	06/12/07	04/14/08	3,008.05	1,262.89		1,745.16
	840		06/18/07		20,542.76	8,878.80		11,663.96
	28		06/20/07		684.75	293.44		391.31
125021300	497	MILLENNIUM PHARMACEUTICALS INC	06/20/07	05/12/08	12,425.00	5,208.56		7,216.44
	146		11/02/07		3,650.00	1,809.16		1,840.84
	1,170		11/29/07		29,250.00	17,477.48		11,772.52
	4,185		12/18/07		104,625.00	60,508.06		44,116.94
	750		12/28/07		18,750.00	11,279.25		7,470.75
	480		12/31/07		12,000.00	7,218.72		4,781.28
	1,600		01/03/08		40,000.00	24,860.80		15,139.20
125021400	165	MOTOROLA INC DE	09/21/07	05/05/08	1,633.49	2,956.59	(1,323.10)	
125021500	161	MOTOROLA INC DE	09/21/07	05/13/08	1,573.39	2,884.91	(1,311.52)	
125021600	191	MOTOROLA INC DE	09/21/07	06/05/08	1,757.19	3,422.47	(1,665.28)	
	144		09/28/07		1,324.79	2,649.14	(1,324.35)	
125022100	1,191	QWEST COMMUNICATIONS INTL	05/10/07	05/05/08	6,397.42	11,445.51	(5,048.09)	
125022400	115	SARA LEE CORP	03/27/08	05/13/08	1,573.50	1,575.15	(1.65)	
125022500	56	SARA LEE CORP	03/27/08	06/05/08	770.55	767.03		3.52
125023200	1,240	TENET HEALTHCARE CORP	05/10/07	05/05/08	8,098.53	8,741.38	(642.85)	
125023800	49	UNITED STATES STEEL CORP NEW	11/03/08	12/18/08	1,883.37	1,856.23		27.14

Ref: 00009244 00081147

CITI GLOBAL IMPACT FUNDING

Account Number 692-70295-19 643

Details of Short Term Gain (Loss) 2008 - continued

Reference number	Quantity	Security Description	Opening Trade Date	Closing Trade Date	Sale Proceeds	Cost	(Loss)	Gain
125023900	10	WASTE MGMT INC DEL	04/16/07	04/04/08	\$ 348.40	\$ 343.10		\$ 5.30
	59		05/10/07		2,055.54	2,274.45	(218.91)	
125024000	45	WASTE MGMT INC DEL	05/10/07	05/05/08	1,637.99	1,734.75	(96.76)	
125024600	95	WHOLE FOODS MKT INC	11/20/07	04/04/08	3,196.73	4,073.15	(876.42)	
125024700	94	WHOLE FOODS MKT INC	11/20/07	05/13/08	3,141.46	4,030.28	(888.82)	
125024800	124	WHOLE FOODS MKT INC	11/20/07	06/05/08	3,688.98	5,316.54	(1,627.56)	
	31		11/29/07		922.24	1,293.01	(370.77)	
125024900	140	WHOLE FOODS MKT INC	11/29/07	10/27/08	1,431.54	5,839.38	(4,407.84)	
	144		12/18/07		1,472.45	5,764.90	(4,292.45)	
125025000	44	WHOLE FOODS MKT INC	12/18/07	10/28/08	448.09	1,761.50	(1,313.41)	
125025100	187	WHOLE FOODS MKT INC	12/18/07	11/11/08	1,754.63	7,486.35	(5,731.72)	
	229		12/20/07		2,148.72	9,413.16	(7,264.44)	
	1,136		12/27/07		10,659.14	47,148.43	(36,489.29)	
	50		12/28/07		469.15	2,076.50	(1,607.35)	
	135		12/31/07		1,266.71	5,512.04	(4,245.33)	
	200		01/03/08		1,876.61	7,997.98	(6,121.37)	
	207		01/09/08		1,942.29	7,221.92	(5,279.63)	
	167		02/15/08		1,566.97	6,489.00	(4,922.03)	
	270		03/26/08		2,533.42	8,975.88	(6,442.46)	
	267		05/14/08		2,505.28	7,865.93	(5,360.65)	
<b>Total</b>					<b>\$ 1,655,614.37</b>	<b>\$ 2,419,124.36</b>	<b>(\$ 1,019,022.89)</b>	<b>\$ 255,512.90</b>

Details of Long Term Gain (Loss) 2008:

This section shows your sales of securities during the year. The "Sale Proceeds" column excludes any accrued income you may have received. In addition, although cash in lieu less than \$20 is not included on Form 1099-B (if applicable), it is included in this section. Please note, this material is being prepared for informational purposes only and should not be used for tax preparation without the assistance of your tax advisor.

Reference number	Quantity	Security Description	Opening Trade Date	Closing Trade Date	Sale Proceeds	Cost	(Loss)	Gain
12500100	21 483	COVIDIEN LTD	01/31/07	04/04/08	\$ 978.54	\$ 865.15		\$ 113.39
	2498		02/06/07		11.34	10.34		1.04
	2 7478		03/05/07		125.16	105.81		19.35
	1.9984		03/19/07		91.03	79.56		11.47
	40 7177		03/26/07		1,854.68	1,641.18		213.50
	20 8033		03/29/07		947.58	821.67		125.91

2  
0  
0  
8  
  
Y  
E  
A  
R  
  
E  
N  
D  
  
S  
U  
M  
M  
A  
R  
Y

Ref: 00009244 00081148

CITI GLOBAL IMPACT FUNDING

Account Number 692-70295-19 643

Details of Long Term Gain (Loss) 2008 - continued

2  
0  
0  
8  
  
Y  
E  
A  
R  
  
E  
N  
D  
  
S  
U  
M  
M  
A  
R  
Y

Reference number	Quantity	Security Description	Opening Trade Date	Closing Trade Date	Sale Proceeds	Cost	(Loss)	Gain		
125000200	1 4291	COVIDIEN LTD	03/29/07	04/24/08	\$ 67 45	\$ 56 44		\$ 11.01		
	20 4837		04/16/07		966 82				843.65	123 17
125001600	21.483	TYCO INTL LTD (NEW)	01/31/07	04/04/08	980.49	1,063.26	(82.77)			
	.2498		02/06/07		11 40				12.71	(1.31)
	2.7478		03/05/07		125 41				130 03	(4.62)
	1.9984		03/19/07		91 21				97.77	(6.56)
	40.7177		03/26/07		1,858.37				2,016.97	(158.60)
22.2324	03/29/07	1,014.70	1,079.17	(64 47)						
125001800	139	TYCO INTL LTD (NEW)	05/10/07	05/13/08	6,312.33	7,026.73	(714.40)			
125001900	21 483	TYCO ELECTRONICS LTD	01/31/07	04/04/08	769 99	796.49	(26.50)			
	2498		02/06/07		8.95				9.52	(.57)
	2.7478		03/05/07		98.49				97 40	
	1.9984		03/19/07		71.63				73 24	(1 61)
	40.7177		03/26/07		1,459.39				1,510.92	(51.53)
22 2324	03/29/07	796.85	808 42	(11 57)						
125002000	62	TYCO ELECTRONICS LTD	05/10/07	05/13/08	2,362 18	2,347 86		14.32		
125002100	60	TYCO ELECTRONICS LTD	05/10/07	06/05/08	2,327 38	2,272 12		55.26		
125002200	80 026	FLEXTRONICS INTL LTD USD	03/26/07	04/04/08	791 57	735.31		56.26		
	187 992		03/29/07		1,859.51				1,678 31	181.20
	67.9531		04/02/07		672.15				603 71	68.44
	6 8988		04/03/07		68 24				62 19	6.05
125002300	62 4919	FLEXTRONICS INTL LTD USD	04/16/07	05/05/08	665 63	570 58		95 05		
125002400	290	FLEXTRONICS INTL LTD USD	05/10/07	05/13/08	3,115 02	2,925 22		189.80		
125002500	1,419	FLEXTRONICS INTL LTD USD	05/10/07	05/19/08	15,384.28	14,313 39		1,070 89		
125002600	212	FLEXTRONICS INTL LTD USD	05/10/07	06/05/08	2,374 70	2,138 43		236 27		
125003000	161	AT&T INC	05/10/07	05/13/08	6,319 45	6,325 69	(6 24)			
125003100	234	AT&T INC	05/10/07	06/05/08	9,259 95	9,193 86		66 09		
125003200	40	AETNA INC NEW	04/16/07	05/05/08	1,753 79	1,808.40	(54 61)			
125003300	65	AETNA INC NEW	05/10/07	06/05/08	3,077.73	3,240 90	(163 17)			
125003400	218	AETNA INC NEW	05/10/07	06/16/08	9,707.68	10,869 48	(1,161 80)			
125003500	136	AETNA INC NEW	05/10/07	06/17/08	5,988 54	6,780 96	(792 42)			
125003600	70	AETNA INC NEW	05/10/07	08/01/08	2,782 58	3,490.20	(707.62)			
125003700	2	AETNA INC NEW	05/10/07	08/11/08	87 14	99 72	(12 58)			
	72		06/12/07		3,137 00				3,748 32	(611 32)
	200		06/18/07		8,713 89				10,112 00	(1,398 11)

Ref: 00009244 00081149

CITI GLOBAL IMPACT FUNDING  
Account Number 692-70295-19 643

Details of Long Term Gain (Loss) 2008 - continued

Reference number	Quantity	Security Description	Opening Trade Date	Closing Trade Date	Sale Proceeds	Cost	(Loss)	Gain
	140		06/20/07		\$ 6,099.72	\$ 6,977.60	(\$ 877.88)	
	85		06/20/07		3,703.40	4,233.70	(530.30)	
125003800	184	AETNA INC NEW	06/20/07	09/18/08	6,979.79	9,164.71	(2,184.92)	
125004900	93	AMERICAN ELECTRIC POWER CO INC	01/31/07	04/04/08	4,021.29	4,055.73	(34.44)	
125005000	2	AMERICAN ELECTRIC POWER CO INC	01/31/07	05/05/08	89.30	87.22		2.08
	35		03/26/07		1,562.74	1,719.90	(157.16)	
125005100	72	AMERICAN ELECTRIC POWER CO INC	03/26/07	05/13/08	3,155.74	3,538.08	(382.34)	
125005200	39	AMERICAN ELECTRIC POWER CO INC	03/26/07	06/05/08	1,684.01	1,916.46	(232.45)	
	15		03/29/07		647.69	732.90	(85.21)	
125005300	51	AMERICAN ELECTRIC POWER CO INC	03/29/07	07/23/08	2,033.68	2,491.86	(458.18)	
	94		04/16/07		3,748.36	4,606.94	(858.58)	
	237		05/10/07		9,450.65	11,631.96	(2,181.31)	
125005400	35	AMERICAN EXPRESS CO	01/31/07	04/04/08	1,620.49	2,032.80	(412.31)	
125005500	12	AMERICAN EXPRESS CO	01/31/07	05/05/08	606.96	696.96	(90.00)	
	20		03/26/07		1,011.59	1,138.80	(127.21)	
125005600	53	AMERICAN EXPRESS CO	03/26/07	06/05/08	2,498.40	3,017.82	(519.42)	
	32		03/29/07		1,508.47	1,797.76	(289.29)	
	36		04/16/07		1,697.03	2,095.56	(398.53)	
	10		05/10/07		471.40	630.86	(159.46)	
125005700	432	AMERICAN EXPRESS CO	05/10/07	07/22/08	16,001.88	27,253.02	(11,251.14)	
	4		05/16/07		148.17	253.97	(105.80)	
	60		06/12/07		2,222.48	3,762.60	(1,540.12)	
	140		06/18/07		5,185.79	8,846.60	(3,660.81)	
	95		06/20/07		3,518.93	5,976.45	(2,457.52)	
	43		06/20/07		1,592.78	2,695.11	(1,102.33)	
125005800	51	AMERICAN INTL GROUP INC	01/31/07	04/04/08	2,417.39	3,481.26	(1,063.87)	
	76		03/26/07		3,602.38	5,150.52	(1,548.14)	
	37		03/29/07		1,753.79	2,485.29	(731.50)	
125005900	202	AMERICAN INTL GROUP INC	05/10/07	05/13/08	7,877.95	14,503.14	(6,625.19)	
125006000	85	AMERICAN INTL GROUP INC	05/10/07	06/05/08	3,082.93	6,102.80	(3,019.87)	
125006100	91	AMERICAN INTL GROUP INC	05/10/07	09/16/08	160.93	6,533.59	(6,372.66)	
	60		06/12/07		106.11	4,320.00	(4,213.89)	
	150		06/18/07		265.27	10,884.00	(10,618.73)	
	85		06/20/07		150.32	6,147.20	(5,996.88)	
125007500	147	BOSTON SCIENTIFIC CORP	01/31/07	04/04/08	1,998.21	2,614.22	(616.01)	
	236		03/26/07		3,320.97	3,365.36	(44.39)	
	76		03/29/07		1,069.47	1,098.96	(29.49)	

2  
0  
8  
Y  
E  
A  
R  
E  
N  
D  
S  
U  
M  
M  
A  
R  
Y

Ref: 00009244 00081150

CITI GLOBAL IMPACT FUNDING  
Account Number 692-70295-19 643

Details of Long Term Gain (Loss) 2008 continued

Reference number	Quantity	Security Description	Opening Trade Date	Closing Trade Date	Sale Proceeds	Cost	(Loss)	Gain
125007700	167	BOSTON SCIENTIFIC CORP	05/10/07	06/05/08	\$ 2,308.12	\$ 2,691.74	(\$ 383.62)	
125008600	64	CHEVRON CORP	01/31/07	04/04/08	5,645.40	4,677.76		967.64
125008700	7	CHEVRON CORP	01/31/07	05/05/08	669.83	511.63		158.20
	78		03/26/07		7,463.77	5,782.04		1,681.73
125008800	28	CHEVRON CORP	03/26/07	05/13/08	2,735.58	2,075.60		659.98
	20		03/29/07		1,953.99	1,490.80		463.19
125008900	33	CHEVRON CORP	03/29/07	06/05/08	3,287.49	2,459.82		827.67
	68		04/16/07		6,774.22	5,282.92		1,491.30
	31		05/10/07		3,088.25	2,430.97		657.28
125009000	83	CHEVRON CORP	05/10/07	09/26/08	7,083.36	6,508.74		574.62
125009100	46	CITIGROUP INC	03/29/07	04/04/08	1,119.27	2,360.26	(1,240.99)	
125009200	68	CITIGROUP INC	05/10/07	05/13/08	1,576.91	3,640.72	(2,063.81)	
125009300	146	CITIGROUP INC	05/10/07	06/05/08	3,083.72	7,816.84	(4,733.12)	
125009500	121	CITIGROUP INC	05/10/07	11/21/08	425.69	6,478.34	(6,052.65)	
	151		06/07/07		531.23	8,016.05	(7,484.82)	
	70		06/12/07		246.27	3,719.10	(3,472.83)	
	180		06/18/07		633.25	9,725.40	(9,092.15)	
	115		06/20/07		404.58	6,205.40	(5,800.82)	
	112		06/29/07		394.02	5,839.32	(5,445.30)	
	236		07/10/07		830.27	12,036.64	(11,206.37)	
	71		07/27/07		249.78	3,408.55	(3,158.77)	
	170		11/05/07		598.07	6,108.15	(5,510.08)	
125009600	111	COMCAST CORP CL A	01/31/07	04/04/08	2,275.49	3,279.68	(1,004.19)	
	23		03/05/07		471.50	586.31	(114.81)	
	205		03/26/07		4,202.48	5,370.49	(1,168.01)	
	95		03/29/07		1,947.49	2,442.45	(494.96)	
125009700	25	COMCAST CORP CL A	04/16/07	05/05/08	541.55	695.93	(154.38)	
125009800	250	COMCAST CORP CL A	05/10/07	05/13/08	5,517.96	6,527.00	(1,009.04)	
125009900	574	COMCAST CORP CL A	05/10/07	05/19/08	12,797.54	14,985.99	(2,188.45)	
125010000	102	COMCAST CORP CL A	05/10/07	06/05/08	2,316.49	2,663.02	(346.53)	
125010100	223	COMCAST CORP CL A	05/10/07	12/08/08	3,609.32	5,822.08	(2,212.76)	
	20		05/10/07		323.71	523.18	(199.47)	
	315		06/07/07		5,098.36	8,244.34	(3,145.98)	
125010200	61	CONOCOPHILLIPS	01/31/07	04/04/08	4,818.97	4,032.71		786.26
125010300	8	CONOCOPHILLIPS	01/31/07	05/05/08	698.80	528.88		169.92
	95		03/26/07		8,298.29	6,584.35		1,713.94

2  
0  
8  
Y  
E  
A  
R  
E  
N  
D  
S  
U  
M  
M  
A  
R  
Y



Ref: 00009244 00081151

CITI GLOBAL IMPACT FUNDING  
Account Number 692-70295-19 643

Details of Long Term Gain/(Loss) 2008 - continued

Reference number	Quantity	Security Description	Opening Trade Date	Closing Trade Date	Sale Proceeds	Cost	(Loss)	Gain
125010400	11	CONOCOPHILLIPS	03/26/07	05/13/08	\$ 980.53	\$ 762.40		\$ 218.13
	42		03/29/07		3,743.86	2,899.68		844.18
125010500	9	CONOCOPHILLIPS	03/29/07	06/05/08	840.34	621.36		218.98
	52		04/16/07		4,855.32	3,668.60		1,186.72
	104		05/10/07		9,710.63	7,168.72		2,541.91
125011300	57	FEDERAL NATIONAL MORTGAGE ASSN	01/31/07	05/05/08	1,650.71	3,212.52	(1,561.81)	
125011400	25	FEDERAL NATIONAL MORTGAGE ASSN	01/31/07	05/13/08	699.78	1,409.00	(709.22)	
	115		03/26/07		3,218.96	6,482.24	(3,263.28)	
125011500	9	FEDERAL NATIONAL MORTGAGE ASSN	03/26/07	06/05/08	244.81	507.31	(262.50)	
	107		03/29/07		2,910.51	5,885.49	(2,974.98)	
	5		03/30/07		136.01	271.69	(135.68)	
	66		04/16/07		1,795.27	3,730.32	(1,935.05)	
	295		05/10/07		8,024.30	18,384.40	(10,360.10)	
125011600	590	FEDERAL NATIONAL MORTGAGE ASSN	05/10/07	08/25/08	3,098.90	36,768.80	(33,669.90)	
	8		05/10/07		42.02	499.20	(457.18)	
	120		06/12/07		630.28	8,087.03	(7,456.75)	
	278		06/18/07		1,460.16	19,168.99	(17,708.83)	
	180		06/20/07		945.43	12,339.45	(11,394.02)	
125012700	245	GAP INC DELAWARE	06/20/07	09/23/08	4,516.69	4,738.01	(221.32)	
	181		06/26/07		3,336.82	3,475.98	(139.16)	
	273		07/25/07		5,032.89	4,875.48		157.41
125012800	455	GAP INC DELAWARE	07/25/07	11/06/08	6,007.10	8,125.80	(2,118.70)	
125013000	71	GENERAL ELECTRIC CO	04/27/07	05/05/08	2,362.16	2,605.24	(243.08)	
125013100	42	GENERAL ELECTRIC CO	05/08/07	05/13/08	1,358.27	1,555.27	(197.00)	
	55		05/10/07		1,778.69	2,037.18	(258.49)	
125013200	223	GENERAL ELECTRIC CO	05/10/07	06/05/08	6,920.25	8,259.83	(1,339.58)	
125013300	40	GENERAL MOTORS CORP	01/31/07	05/05/08	892.85	1,313.60	(420.75)	
	11		03/05/07		245.54	338.98	(93.44)	
	75		03/26/07		1,674.10	2,397.00	(722.90)	
	42		03/29/07		937.50	1,294.86	(357.36)	
	32		04/16/07		714.28	1,043.52	(329.24)	
	18		04/20/07		401.78	571.14	(169.36)	
125013400	195	GENERAL MOTORS CORP	05/10/07	05/13/08	3,927.76	5,695.95	(1,768.19)	
125013500	136	GENERAL MOTORS CORP	05/10/07	06/05/08	2,305.55	3,972.56	(1,667.01)	
125013600	165	GENERAL MOTORS CORP	05/10/07	10/13/08	997.62	4,819.65	(3,822.03)	
	75		05/15/07		453.46	2,393.99	(1,940.53)	
	101		06/12/07		610.66	3,163.32	(2,552.66)	

2  
0  
0  
8  
  
Y  
E  
A  
R  
  
E  
N  
D  
  
S  
U  
M  
M  
A  
R  
Y

Ref. 00009244 00081152

CITI GLOBAL IMPACT FUNDING  
Account Number 692-70295-19 643

Details of Long Term Gain (Loss) 2008 - continued

Reference number	Quantity	Security Description	Opening Trade Date	Closing Trade Date	Sale Proceeds	Cost	(Loss)	Gain
	220		06/18/07		\$ 1,330.16	\$ 7,541.12	(\$ 6,210.96)	
	100		06/20/07		604.62	3,518.00	(2,913.38)	
	404		06/20/07		2,442.65	14,230.70	(11,788.05)	
	21		07/11/07		126.97	783.52	(656.55)	
	238		08/17/07		1,438.99	7,397.56	(5,958.57)	
125014100	143	HEWLETT PACKARD CO	05/10/07	06/05/08	6,945.47	6,380.37		565.10
125014200	52	HEWLETT PACKARD CO	05/10/07	08/11/08	2,397.68	2,320.14		77.54
	6		06/12/07		276.65	272.34		4.31
	230		06/18/07		10,605.10	10,554.08		51.02
	1		06/20/07		46.11	45.45		66
125014300	189	HEWLETT PACKARD CO	06/20/07	08/20/08	8,594.76	8,589.54		5.22
125015100	87	HONEYWELL INTL INC	01/31/07	03/11/08	4,850.84	3,951.54		899.30
125015600	4	HONEYWELL INTL INC	05/10/07	05/13/08	242.44	226.56		15.88
125015700	13	INTL BUSINESS MACHINES CORP	01/31/07	03/11/08	1,493.12	1,284.66		208.46
125015800	43	INTL BUSINESS MACHINES CORP	01/31/07	03/26/08	4,993.23	4,249.26		743.97
	1		02/06/07		116.12	99.78		16.34
125016500	7	INTL BUSINESS MACHINES CORP	06/18/07	08/18/08	878.04	738.08		139.96
	55		06/20/07		6,898.89	5,861.35		1,037.54
125016600	55	INTL BUSINESS MACHINES CORP	06/20/07	09/23/08	6,386.78	5,861.35		525.43
	40		07/31/07		4,644.93	4,524.33		120.60
125016700	109	INTERPUBLIC GROUP OF COS INC	01/31/07	05/05/08	1,042.20	1,437.71	(395.51)	
	165		03/26/07		1,577.64	2,050.95	(473.31)	
	79		03/29/07		755.35	970.91	(215.56)	
	27		04/05/07		258.16	327.78	(69.62)	
	76		04/16/07		726.67	974.32	(247.65)	
	51		04/20/07		487.63	656.70	(169.07)	
125016800	1,066	INTERPUBLIC GROUP OF COS INC	05/10/07	11/20/08	3,302.55	12,566.54	(9,263.99)	
125016900	169	INTERPUBLIC GROUP OF COS INC	05/10/07	11/24/08	683.06	1,992.26	(1,309.20)	
	135		05/15/07		545.64	1,580.94	(1,035.30)	
	177		06/12/07		715.39	2,024.88	(1,309.49)	
	450		06/18/07		1,818.80	5,283.00	(3,464.20)	
	183		06/20/07		739.65	2,157.57	(1,417.92)	
125017000	87	INTERPUBLIC GROUP OF COS INC	06/20/07	11/26/08	381.93	1,025.73	(643.80)	
	13		06/20/07		57.07	152.40	(95.33)	
125017700	62	KIMBERLY CLARK CORP	01/31/07	04/04/08	4,041.75	4,305.28	(263.53)	

2008 YEAR END SUMMARY

Ref 00009244 00081153

CITI GLOBAL IMPACT FUNDING

Account Number 692-70295-19 643

Details of Long Term Gain (Loss) 2008 continued

Reference number	Quantity	Security Description	Opening Trade Date	Closing Trade Date	Sale Proceeds	Cost	(Loss)	Gain
125017800	3	KIMBERLY CLARK CORP	01/31/07	05/05/08	\$ 193.36	\$ 208.32	(\$ 14.96)	
	98		03/26/07		6,316.32	6,746.32	(430.00)	
	1		03/29/07		64.45	68.77	(4.32)	
125017900	46	KIMBERLY CLARK CORP	03/29/07	05/13/08	2,906.51	3,163.42	(256.91)	
	54		04/16/07		3,411.99	3,800.52	(388.53)	
125018000	10	KIMBERLY CLARK CORP	04/16/07	11/17/08	575.26	703.80	(128.54)	
	202		05/10/07		11,620.35	14,322.67	(2,702.32)	
125018100	200	KIMBERLY CLARK CORP	05/10/07	12/16/08	10,400.48	14,180.86	(3,780.38)	
125018200	153	KRAFT FOODS INC CLASS A	01/31/07	03/26/08	4,702.85	5,325.93	(623.08)	
	15		02/13/07		461.06	515.94	(54.88)	
125018500	76	KRAFT FOODS INC CLASS A	05/10/07	05/13/08	2,362.06	2,477.60	(115.54)	
125018600	169	KRAFT FOODS INC CLASS A	05/10/07	06/05/08	5,408.42	5,509.40	(100.98)	
125018700	617	KRAFT FOODS INC CLASS A	05/10/07	12/16/08	16,706.90	20,114.20	(3,407.30)	
125019100	41	LOUISIANA PACIFIC CORP	01/31/07	05/05/08	458.84	939.72	(480.88)	
	5		02/07/07		55.96	111.46	(55.50)	
	21		03/06/07		235.02	422.46	(187.44)	
	13		03/21/07		145.49	263.59	(118.10)	
	66		03/26/07		738.62	1,355.64	(617.02)	
125019200	56	LOUISIANA PACIFIC CORP	03/26/07	05/13/08	609.40	1,150.24	(540.84)	
	85		03/29/07		924.98	1,734.00	(809.02)	
	64		04/16/07		696.46	1,322.24	(625.78)	
	34		05/08/07		369.99	672.81	(302.82)	
	50		05/10/07		544.11	995.18	(451.07)	
125019300	64	LOUISIANA PACIFIC CORP	05/10/07	06/05/08	767.99	1,273.84	(505.85)	
125019400	219	LOUISIANA PACIFIC CORP	05/10/07	11/25/08	424.28	4,358.91	(3,934.63)	
125020200	18	MATTEL INC DE	01/31/07	04/04/08	389.18	433.75	(44.57)	
	195		03/26/07		4,216.07	5,603.81	(1,387.74)	
	98		03/29/07		2,118.84	2,704.80	(585.96)	
125020300	317	MATTEL INC DE	05/10/07	05/13/08	6,292.79	9,275.42	(2,982.63)	
125020400	83	MEADWESTVACO CORP	01/31/07	04/04/08	2,402.00	2,498.30	(96.30)	
125020500	53	MEADWESTVACO CORP	01/31/07	05/05/08	1,372.24	1,595.30	(223.06)	
	105		03/26/07		2,718.59	3,213.00	(494.41)	
125020600	92	MEADWESTVACO CORP	03/26/07	05/13/08	2,371.74	2,815.20	(443.46)	
125020700	6	MEADWESTVACO CORP	03/26/07	06/05/08	155.88	183.60	(27.72)	
	104		03/29/07		2,701.90	3,156.40	(454.50)	
	9		04/16/07		233.82	293.85	(60.03)	

2  
0  
0  
8  
  
Y  
E  
A  
R  
  
E  
N  
D  
  
S  
U  
M  
M  
A  
R  
Y

Ref. 00009244 00081154

CITI GLOBAL IMPACT FUNDING

Account Number 692-70295-19 643

Details of Long Term Gain (Loss) 2008 - continued

Reference number	Quantity	Security Description	Opening Trade Date	Closing Trade Date	Sale Proceeds	Cost	(Loss)	Gain
125021700	549	MOTOROLA INC DE	09/28/07	12/19/08	\$ 2,390.99	\$ 10,099.84	(\$ 7,708.85)	
	380		10/04/07		1,654.97	7,147.84	(5,492.87)	
	220		10/11/07		958.14	4,181.01	(3,222.87)	
	127		11/05/07		553.10	2,268.18	(1,715.08)	
125021800	147	PFIZER INC	01/31/07	05/05/08	3,019.36	3,834.83	(815.47)	
	29		03/05/07		595.66	720.43	(124.77)	
	182		03/26/07		3,738.25	4,646.00	(907.75)	
125021900	81	PFIZER INC	03/26/07	05/13/08	1,615.25	2,067.73	(452.48)	
	116		03/29/07		2,313.20	2,927.55	(614.35)	
125022000	410	QWEST COMMUNICATIONS INTL	01/31/07	04/04/08	1,884.06	3,333.30	(1,449.24)	
	5		03/05/07		22.98	42.82	(19.84)	
	1,179		03/26/07		5,417.83	10,469.52	(5,051.69)	
	185		03/29/07		850.12	1,655.75	(805.63)	
125022100	341	QWEST COMMUNICATIONS INTL	03/29/07	05/05/08	1,831.67	3,051.95	(1,220.28)	
	600		04/16/07		3,222.88	5,346.00	(2,123.12)	
125022200	979	QWEST COMMUNICATIONS INTL	05/10/07	05/13/08	4,729.71	9,408.19	(4,678.48)	
125022300	318	QWEST COMMUNICATIONS INTL	05/10/07	06/05/08	1,539.65	3,055.98	(1,516.33)	
125022600	57	SONY CORP SPON ADR-NEW	03/26/07	04/04/08	2,386.57	2,989.65	(603.08)	
125022700	66	SONY CORP SPON ADR-NEW	03/26/07	05/05/08	3,100.00	3,461.70	(361.70)	
	4		03/29/07		187.88	203.48	(15.60)	
125022900	66	SONY CORP SPON ADR-NEW	03/29/07	05/13/08	3,039.95	3,357.42	(317.47)	
	66		04/16/07		3,039.95	3,645.18	(605.23)	
	22		05/10/07		1,013.32	1,183.53	(170.21)	
125022900	182	SONY CORP SPON ADR-NEW	05/10/07	06/04/08	9,405.30	9,791.00	(385.70)	
125023000	256	SONY CORP SPON ADR-NEW	05/10/07	06/05/08	13,281.23	13,771.95	(490.72)	
125023100	30	SONY CORP SPON ADR-NEW	05/10/07	06/05/08	1,550.99	1,613.90	(62.91)	
125023200	532	TENET HEALTHCARE CORP	01/31/07	05/05/08	3,474.52	3,786.83	(312.31)	
	804		03/26/07		5,250.97	5,361.39	(110.42)	
	399		03/29/07		2,605.89	2,577.54		28.35
	406		04/16/07		2,651.61	2,878.54	(226.93)	
125023300	234	TIME WARNER INC	01/31/07	04/04/08	3,426.20	5,105.25	(1,679.05)	
	12		03/02/07		175.70	240.60	(64.90)	
	26		03/05/07		380.69	513.24	(132.55)	
	7		03/19/07		102.49	137.49	(35.00)	
	213		03/26/07		3,118.73	4,282.86	(1,164.13)	
125023400	203	TIME WARNER INC	03/26/07	05/05/08	3,252.45	4,081.78	(829.33)	
	244		03/29/07		3,909.34	4,832.98	(923.64)	

2  
0  
0  
8  
  
Y  
E  
A  
R  
  
E  
N  
D  
  
S  
U  
M  
M  
A  
R  
Y

Ref 00009244 00081155

CITI GLOBAL IMPACT FUNDING  
Account Number 692-70295-19 643

Details of Long Term Gain/(Loss) 2008 continued

Reference number	Quantity	Security Description	Opening Trade Date	Closing Trade Date	Sale Proceeds	Cost	(Loss)	Gain
	3		03/30/07		\$ 48.07	\$ 59.19	(\$ 11.12)	
	60		04/16/07		961.31	1,266.44	(305.13)	
125023500	150	TIME WARNER INC	04/16/07	06/05/08	2,400.21	3,166.09	(765.88)	
	235		05/10/07		3,760.33	5,031.35	(1,271.02)	
125023600	97	TRAVELERS COMPANIES INC	01/31/07	05/05/08	5,019.87	4,947.00		72.87
	29		03/26/07		1,500.78	1,505.68	(4.90)	
125023700	119	TRAVELERS COMPANIES INC	03/26/07	06/05/08	5,943.11	6,178.48	(235.37)	
	71		03/29/07		3,545.89	3,667.86	(121.97)	
	26		04/16/07		1,298.49	1,392.82	(94.33)	
125024100	60	WASTE MGMT INC DEL	05/10/07	06/05/08	2,303.98	2,313.00	(9.02)	
125024200	123	WATSON PHARMACEUTICALS INC	01/31/07	04/04/08	3,591.84	3,341.91		249.93
	124		03/26/07		3,621.05	3,279.80		341.25
125024300	52	WATSON PHARMACEUTICALS INC	03/26/07	05/13/08	1,446.77	1,375.40		71.37
	61		03/29/07		1,697.18	1,609.18		88.00
125024400	37	WATSON PHARMACEUTICALS INC	03/29/07	06/05/08	1,061.62	976.06		85.56
	94		04/16/07		2,697.10	2,561.50		135.60
	138		05/10/07		3,959.57	4,257.30	(297.73)	
125024500	359	WATSON PHARMACEUTICALS INC	05/10/07	09/26/08	10,361.83	11,075.15	(713.32)	
<b>Total</b>					<b>\$ 735,071.37</b>	<b>\$ 1,102,127.98</b>	<b>(\$ 390,521.55)</b>	<b>\$ 23,464.96</b>

2  
0  
8  
Y  
E  
A  
R  
E  
N  
D  
S  
U  
M  
M  
A  
R  
Y

Details of Deposits and Withdrawals 2008

This section reflects any deposits or withdrawals made to your account during the year.

Deposits

Reference number	Date	Description	Amount	Reference number	Date	Description	Amount
210000100	01/02/08	FROM 692-17604-01 TO 692-70295-01	\$ 750,000.00	210000200	04/30/08	CONSULTING & ADVISORY SERVICES FROM 04/07/08 TO 06/30/08	\$ 296.10

Ref 00009245 00081161

CITI GLOBAL IMPACT FUNDING  
Account Number 692-70296-18 643

Details of Earnings 2008 continued

Dividends and Distributions, Section 2

Amounts displayed for dividends include dividend reinvestments, money fund earnings, accrued dividends received and dividends exempt from Federal income tax.

Reference number	Description	Nondividend distributions	Foreign tax paid	Cash liquidation distributions	Non cash liquidation distributions	Investment expense	NRA Withholding
160004100	QWEST COMMUNICATIONS INTL A PORTION OF THIS INCOME HAS BEEN RECLASSIFIED	\$ 11,811.68					
160004300	*** SONY CORP SPON ADR-NEW THIS AMOUNT INCLUDES TAXES PAID TO A FOREIGN GOVERNMENT		103.88				
Totals		\$ 11,811.68	\$ 103.88				

Details of Short Term Gain (Loss) 2008

This section shows your sales of securities during the year. The "Sale Proceeds" column excludes any accrued income you may have received. In addition, although cash in lieu less than \$20 is not included on Form 1099-B (if applicable), it is included in this section. Please note, this material is being prepared for informational purposes only and should not be used for tax preparation without the assistance of your tax advisor.

Reference number	Quantity	Security Description	Opening Trade Date	Closing Trade Date	Sale Proceeds	Cost	(Loss)	Gain
125000200	250 0661	COVIDIEN LTD	05/10/07	05/06/08	\$ 12,133.81	\$ 10,286.07		\$ 1,847.74
	22 7333		05/17/07		1,103.07	937.16		165.91
	112.667		06/20/07		5,466.88	4,709.49		757.39
	83		09/14/07		4,027.38	3,495.59		531.79
125000300	29	COVIDIEN LTD	09/14/07	05/08/08	1,429.64	1,221.35		208.29
	173		10/26/07		8,528.55	7,054.21		1,474.34
	97		12/13/07		4,781.91	4,162.79		619.12
	11		12/18/07		542.28	467.49		74.79
125000400	211	COVIDIEN LTD	12/18/07	05/28/08	10,202.38	8,967.37		1,235.01
125000500	191	COVIDIEN LTD	12/18/07	06/02/08	9,502.40	8,117.39		1,385.01
125000600	35	COVIDIEN LTD	12/18/07	06/25/08	1,669.84	1,487.48		182.36
125000700	231	COVIDIEN LTD	12/18/07	08/08/08	12,243.25	9,817.36		2,425.89
125000800	56	COVIDIEN LTD	12/18/07	08/14/08	2,983.66	2,379.97		603.69
125000900	40	COVIDIEN LTD	12/18/07	08/22/08	2,175.58	1,699.98		475.60

2  
0  
8  
Y  
E  
A  
R  
E  
N  
D  
S  
U  
M  
M  
A  
R  
Y

Ref 00009245 00081162

CITI GLOBAL IMPACT FUNDING  
Account Number 692-70296-18 643

Details of Short Term Gain (Loss) 2008 - continued

Reference number	Quantity	Security Description	Opening Trade Date	Closing Trade Date	Sale Proceeds	Cost	(Loss)	Gain
125001000	156	COVIDIEN LTD	12/18/07	09/08/08	\$ 8,424 48	\$ 6,629 90		\$ 1,794 58
125001100	249	COVIDIEN LTD	12/18/07	09/15/08	14,019 62	10,582 35		3,437.27
	55		12/19/07		3,096 70	2,386.30		710.40
125001200	137	COVIDIEN LTD	12/19/07	09/24/08	7,386 25	5,944.06		1,442.19
125001300	28	COVIDIEN LTD	12/19/07	09/26/08	1,515.87	1,214.85		301.02
	163		12/27/07		8,824.50	7,331.51		1,492 99
125001400	379	COVIDIEN LTD	12/27/07	09/30/08	20,228.14	17,046 89		3,181.25
	35		05/21/08		1,868.03	1,714 65		153.38
	18		06/09/08		960 71	868 68		92.03
125002400	140	AT&T INC	02/27/07	02/13/08	5,355.36	5,212 19		143.17
125003700	245	AETNA INC NEW	12/18/07	09/18/08	9,293.75	14,152 55	(4,858.80)	
125003800	164	AETNA INC NEW	12/18/07	10/29/08	4,228 97	9,473 54	(5,244 57)	
125003900	1,141	AETNA INC NEW	12/18/07	11/04/08	29,200 65	65,910 44	(36,709.79)	
	410		12/19/07		10,492 78	23,611 08	(13,118 30)	
	149		06/09/08		3,813 23	6,853 78	(3,040.55)	
125004000	45	ALCOA INC	01/07/08	06/25/08	1,680 49	1,491 41		189 08
125004100	118	ALCOA INC	01/07/08	08/14/08	3,759 57	3,910 82	(151 25)	
125004200	90	ALCOA INC	01/07/08	08/22/08	2,895.28	2,982 83	(87 55)	
125004300	704	ALCOA INC	01/07/08	10/20/08	8,459 35	23,332 32	(14,872 97)	
125004400	1,166	ALCATEL-LUCENT ADR	05/10/07	01/02/08	8,437 16	15,332 90	(6,895 74)	
	412		05/17/07		2,981 23	5,479 60	(2,498 37)	
	1,152		06/07/07		8,335 86	15,143 27	(6,807 41)	
	3,095		12/18/07		22,395 38	22,375 30		20.08
	720		12/19/07		5,209 91	5,240 88	(30 97)	
125004500	145	AMEREN CORP	11/07/07	08/14/08	5,985 71	7,783 53	(1,797 82)	
125005600	94	AMERICAN INTL GROUP INC	09/26/07	09/16/08	166 24	6,335 73	(6,169 49)	
	66		09/28/07		116 72	4,447 85	(4,331.13)	
	1,265		12/18/07		2,237 14	69,271 40	(67,034 26)	
	305		12/19/07		539 39	17,327 05	(16,787 66)	
	526		12/31/07		930 23	30,193 93	(29,263 70)	
	35		02/12/08		61 90	1,632 75	(1,570 85)	
	410		03/04/08		725 08	18,801 21	(18,076.13)	
	129		03/06/08		228 14	5,628.81	(5,400.67)	
	110		03/26/08		194 53	4,929 72	(4,735 19)	
	446		05/09/08		788 75	18,618 63	(17,829 88)	
	513		06/09/08		907 23	17,117 78	(16,210 55)	
	390		08/07/08		689 71	9,381 72	(8,692.01)	

2  
0  
0  
8  
Y  
E  
A  
R  
E  
N  
D  
S  
U  
M  
M  
A  
R  
Y

Ref 00009245 00081163

CITI GLOBAL IMPACT FUNDING  
Account Number 692-70296-18 643

Details of Short Term Gain (Loss) 2008 *continued*

Reference number	Quantity	Security Description	Opening Trade Date	Closing Trade Date	Sale Proceeds	Cost	(Loss)	Gain
125005700	100	AMGEN INC	09/06/07	06/25/08	\$ 4,698.47	\$ 5,243.65	(\$ 545.18)	
125005800	43	AMGEN INC	09/06/07	07/28/08	2,604.12	2,254.77		349.35
	70		09/14/07		4,239.27	3,963.39		275.88
	72		09/19/07		4,360.39	4,013.89		346.50
	80		09/25/07		4,844.87	4,384.58		460.29
	36		09/27/07		2,190.19	2,040.62		139.57
125005900	21	AMGEN INC	09/27/07	07/30/08	1,312.42	1,190.36		122.06
	7		09/28/07		437.47	395.78		41.69
	107		10/03/07		6,687.10	5,965.59		721.51
125006000	119	AMGEN INC	10/03/07	08/11/08	7,619.37	6,634.63		984.74
	49		10/30/07		3,137.39	2,775.40		361.99
	65		11/14/07		4,161.84	3,507.97		653.87
125006100	13	AMGEN INC	11/14/07	08/14/08	844.21	701.59		142.62
	83		12/03/07		5,389.98	4,563.55		826.43
	43		12/11/07		2,792.41	2,181.24		611.17
125006200	3	AMGEN INC	12/11/07	08/18/08	195.01	152.18		42.83
	136		12/18/07		8,840.68	6,382.29		2,458.39
125006300	34	AMGEN INC	12/18/07	08/22/08	2,171.90	1,595.57		576.33
125006400	169	AMGEN INC	12/18/07	09/11/08	10,569.39	7,930.93		2,638.46
125006500	552	AMGEN INC	12/18/07	09/15/08	34,363.24	25,904.57		8,458.67
125006600	324	AMGEN INC	12/18/07	09/17/08	20,892.24	15,204.86		5,687.38
	177		12/19/07		11,413.35	8,319.00		3,094.35
125006700	168	AMGEN INC	12/19/07	09/22/08	9,949.47	7,896.00		2,053.47
125006800	45	AMGEN INC	12/19/07	09/24/08	2,641.87	2,115.00		526.87
	18		12/20/07		1,056.75	856.95		199.80
	179		12/31/07		10,508.76	8,340.61		2,168.15
125006900	124	AMGEN INC	12/31/07	09/26/08	7,478.68	5,777.86		1,700.82
	610		03/26/08		36,790.29	25,395.89		11,394.40
	101		05/21/08		6,091.51	4,292.00		1,799.51
	97		06/09/08		5,850.26	4,268.97		1,581.29
125007000	298	AVON PRODUCTS INC	12/19/07	01/02/08	11,829.37	11,833.58	(4.21)	
125007300	136	BRISTOL MYERS SQUIBB CO	07/11/08	08/14/08	3,004.49	2,873.27		131.22
125007400	65	BRISTOL MYERS SQUIBB CO	07/11/08	08/22/08	1,455.34	1,373.25		82.09
125007500	262	CSX CORP	02/27/07	01/10/08	11,427.27	10,011.02		1,416.25
	92		04/16/07		4,012.63	3,973.48		39.15
	199		05/10/07		8,679.49	8,973.69	(294.20)	

2  
0  
0  
8  
Y  
E  
A  
R  
E  
N  
D  
S  
U  
M  
M  
A  
R  
Y



Ref 00009245 00081164

CITI GLOBAL IMPACT FUNDING  
Account Number 692-70296-18 643

Details of Short Term Gain (Loss) 2008 - continued

Reference number	Quantity	Security Description	Opening Trade Date	Closing Trade Date	Sale Proceeds	Cost	(Loss)	Gain
125007600	600	CSX CORP	05/10/07	02/15/08	\$ 29,211.03	\$ 27,056.34		\$ 2,154.69
125007700	204	CSX CORP	05/10/07	02/26/08	10,794.46	9,199.15		1,595.31
125007800	275	CSX CORP	05/10/07	03/05/08	13,871.75	12,400.82		1,470.93
	46		05/17/07		2,320.37	2,134.75		185.62
125007900	63	CSX CORP	05/17/07	03/18/08	3,393.10	2,923.67		469.43
	476		12/18/07		25,636.74	20,448.63		5,188.11
125008000	1,294	CSX CORP	12/18/07	03/26/08	73,667.93	55,589.33		18,068.60
125008100	334	CSX CORP	12/19/07	03/28/08	18,785.35	14,488.25		4,297.10
125008200	185	CSX CORP	12/18/07	03/28/08	10,405.05	7,947.47		2,457.58
	106		12/19/07		5,961.82	4,598.07		1,363.75
125009000	1,247	CITIGROUP INC	12/18/07	11/21/08	4,387.05	37,472.35	(33,085.30)	
	405		12/19/07		1,424.82	12,222.90	(10,798.08)	
	795		12/31/07		2,796.87	22,960.95	(20,164.08)	
	491		03/19/08		1,727.38	10,401.79	(8,674.41)	
	200		05/21/08		703.62	4,305.76	(3,602.14)	
	321		06/04/08		1,129.30	6,822.41	(5,693.11)	
	654		06/09/08		2,350.82	12,856.33	(10,555.51)	
	359		09/26/08		1,262.99	6,886.45	(5,623.46)	
	785		10/06/08		2,751.69	13,892.62	(11,130.93)	
	238		10/10/08		837.31	3,155.88	(2,318.57)	
125009100	778	CITIGROUP INC	12/18/07	11/21/08	2,737.05	23,378.90	(20,641.85)	
125010100	440	DEAN FOODS CO NEW	01/07/08	06/25/08	8,836.34	10,971.49	(2,135.15)	
125010200	205	DELL INC	12/19/07	06/25/08	4,838.28	5,057.35	(219.07)	
125010300	324	DELL INC	12/19/07	08/14/08	8,249.37	7,993.08		256.29
125010400	173	DELL INC	12/19/07	08/22/08	4,342.62	4,267.91		74.71
125010500	183	DELL INC	12/19/07	11/14/08	1,950.14	4,514.61	(2,564.47)	
	53		12/26/07		564.80	1,320.16	(755.36)	
125010900	164	FEDERAL NATIONAL MORTGAGE ASSN	10/26/07	08/22/08	789.98	9,373.19	(8,583.21)	
	215		11/05/07		1,035.65	11,201.35	(10,165.70)	
	54		11/08/07		260.12	2,659.49	(2,399.37)	
	124		11/14/07		597.30	6,054.37	(5,457.07)	
	216		11/19/07		1,040.47	8,157.67	(7,117.20)	
	1,591		12/18/07		7,863.80	56,414.79	(48,750.99)	
125010900	349	FEDERAL NATIONAL MORTGAGE ASSN	12/18/07	08/27/08	2,151.98	12,375.09	(10,223.11)	
125011000	404	FEDERAL NATIONAL MORTGAGE ASSN	12/18/07	08/28/08	2,885.95	14,325.32	(11,439.37)	
125011100	504	FEDERAL NATIONAL MORTGAGE ASSN	12/18/07	08/29/08	3,643.44	17,871.18	(14,227.74)	

2  
0  
0  
8  
  
Y  
E  
A  
R  
  
E  
N  
D  
  
S  
U  
M  
M  
A  
R  
Y

Ref: 00009245 00081165

CITI GLOBAL IMPACT FUNDING  
Account Number 692-70296-18 643

Details of Short-Term Gain (Loss) 2008 continued

Reference number	Quantity	Security Description	Opening Trade Date	Closing Trade Date	Sale Proceeds	Cost	(Loss)	Gain
125011200	147	FEDERAL NATIONAL MORTGAGE ASSN	12/18/07	09/03/08	\$ 1,141.26	\$ 5,212.43	(\$ 4,071.17)	
	877		12/19/07		6,808.72	31,874.04	(25,065.32)	
125011300	158	FEDERAL NATIONAL MORTGAGE ASSN	12/19/07	09/08/08	121.63	5,742.41	(5,620.78)	
	419		12/31/07		322.54	16,051.89	(15,729.35)	
	1,076		03/05/08		828.30	27,417.13	(26,588.83)	
	71		03/07/08		54.66	1,573.74	(1,519.08)	
	112		03/11/08		86.22	2,296.67	(2,210.45)	
	1,009		04/30/08		776.72	29,099.36	(28,322.64)	
	536		05/06/08		412.61	15,527.97	(15,115.36)	
	631		06/09/08		485.74	15,388.89	(14,903.15)	
	320		06/23/08		246.33	7,367.36	(7,121.03)	
	47		07/08/08		36.18	744.41	(708.23)	
	305		07/11/08		234.79	2,988.70	(2,753.91)	
	3,392		08/11/08		2,611.15	28,315.06	(25,703.91)	
	81		08/12/08		62.35	667.35	(595.00)	
125011400	504	FEDERAL NATIONAL MORTGAGE ASSN	08/12/08	09/08/08	499.45	4,090.16	(3,590.71)	
125012700	371	GENERAL MOTORS CORP	11/08/07	10/13/08	2,243.13	12,269.19	(10,026.06)	
	148		11/28/07		894.83	4,075.88	(3,181.05)	
	2,920		12/18/07		17,654.80	77,172.10	(59,517.30)	
	725		12/19/07		4,383.47	19,225.70	(14,842.23)	
	521		12/31/07		3,150.05	13,215.74	(10,065.69)	
	164		03/19/08		991.57	3,197.44	(2,205.87)	
	1,290		03/26/08		7,799.55	25,302.06	(17,502.51)	
	548		06/04/08		3,313.30	9,381.43	(6,068.13)	
	207		06/09/08		1,251.56	3,429.43	(2,177.87)	
125012800	36	HEWLETT PACKARD CO	02/27/07	02/21/08	1,697.38	1,428.12		269.26
	34		04/05/07		1,603.08	1,412.62		190.46
125012900	100	HEWLETT PACKARD CO	04/05/07	03/26/08	4,732.19	4,154.76		577.43
	92		04/16/07		4,353.61	3,787.39		566.22
125013500	134	HEWLETT PACKARD CO	12/18/07	08/27/08	6,280.34	6,872.86	(592.52)	
125013600	94	HEWLETT PACKARD CO	12/18/07	09/09/08	4,340.00	4,821.26	(481.26)	
125013700	315	HOLOGIC INC	04/22/08	06/25/08	7,192.98	8,465.31	(1,272.33)	
125013800	185	HOLOGIC INC	04/22/08	08/14/08	3,748.26	4,971.69	(1,223.43)	
125013900	106	HOLOGIC INC	04/22/08	08/22/08	2,173.09	2,848.64	(675.55)	
125014000	191	HOME DEPOT INC	03/13/08	08/14/08	5,233.94	4,963.59		270.35
125014100	54	HOME DEPOT INC	03/13/08	08/22/08	1,457.99	1,403.32		54.67
125014200	330	HOME DEPOT INC	03/13/08	09/08/08	9,903.44	8,575.84		1,327.60

2  
0  
0  
8  
  
Y  
E  
A  
R  
  
E  
N  
D  
  
S  
U  
M  
M  
A  
R  
Y

Ref: 00009245 00081166

CITI GLOBAL IMPACT FUNDING  
Account Number 692-70296-18 643

Details of Short Term Gain (Loss) 2008 - continued

Reference number	Quantity	Security Description	Opening Trade Date	Closing Trade Date	Sale Proceeds	Cost	(Loss)	Gain
125014300	47	HOME DEPOT INC	03/13/08	09/08/08	\$ 1,405.29	\$ 1,221.41		\$ 183.88
125014900	44	INTL BUSINESS MACHINES CORP	04/16/07	03/26/08	5,109.35	4,221.36		887.99
125015000	51	INTL BUSINESS MACHINES CORP	05/10/07	04/23/08	6,309.09	5,340.72		968.37
125015100	77	INTL BUSINESS MACHINES CORP	05/10/07	05/01/08	9,367.47	8,063.44		1,304.03
125016100	23	JPMORGAN CHASE & CO	03/30/07	03/05/08	905.60	1,106.26	(200.66)	
125016200	202	JPMORGAN CHASE & CO	05/10/07	04/18/08	9,344.83	10,576.32	(1,231.49)	
125016300	195	JPMORGAN CHASE & CO	05/10/07	05/01/08	9,371.23	10,209.81	(838.58)	
125018400	200	MACYS INC	01/23/08	06/25/08	4,009.17	5,019.22	(1,010.05)	
125018500	182	MACYS INC	01/23/08	08/22/08	3,627.50	4,567.49	(939.99)	
125018600	471	MACYS INC	01/23/08	11/14/08	3,768.83	11,820.26	(8,051.63)	
	89		01/29/08		712.12	2,356.18	(1,644.06)	
125018700	192	MACYS INC	01/29/08	11/21/08	1,040.32	5,082.99	(4,042.67)	
	324		02/06/08		1,755.55	8,124.43	(6,368.88)	
	153		02/07/08		829.01	3,740.71	(2,911.70)	
125018800	713	MACYS INC	02/07/08	11/26/08	5,063.62	17,432.21	(12,368.59)	
125018900	101	MACYS INC	02/07/08	12/16/08	843.48	2,469.36	(1,625.88)	
	395		02/19/08		3,298.74	9,785.85	(6,487.11)	
	688		03/17/08		5,745.66	14,697.06	(8,951.40)	
	72		05/21/08		601.29	1,727.28	(1,125.99)	
	39		06/09/08		325.69	855.66	(529.97)	
125019500	228	MILLENNIUM PHARMACEUTICALS INC	01/24/07	01/07/08	3,364.26	2,569.15		795.11
125019900	228	MILLENNIUM PHARMACEUTICALS INC	04/16/07	04/14/08	5,575.89	2,663.04		2,912.85
	95		05/10/07		2,323.29	1,027.90		1,295.39
125020000	269	MILLENNIUM PHARMACEUTICALS INC	05/17/07	05/12/08	6,725.00	2,944.88		3,780.12
	126		11/02/07		3,150.00	1,561.33		1,588.67
	5,235		12/18/07		130,875.00	75,635.28		55,239.72
	1,285		12/19/07		32,125.00	19,285.28		12,839.72
125020100	530	MOTOROLA INC DE	09/21/07	06/25/08	3,997.23	9,496.91	(5,499.68)	
125020200	26	MOTOROLA INC DE	09/21/07	08/14/08	264.20	465.89	(201.69)	
	343		09/28/07		3,485.36	6,310.10	(2,824.74)	
125020300	291	MOTOROLA INC DE	09/28/07	08/22/08	2,901.54	5,353.47	(2,451.93)	
125021200	190	SARA LEE CORP	03/27/08	06/25/08	2,430.50	2,602.43	(171.93)	
125021300	157	SARA LEE CORP	03/27/08	08/14/08	2,254.92	2,150.43		104.49
125021400	107	SARA LEE CORP	03/27/08	08/22/08	1,446.92	1,465.58	(18.66)	
125023000	53	UNITED STATES STEEL CORP NEW	11/03/08	12/18/08	2,037.11	2,007.76		29.35

2  
0  
0  
8  
Y  
E  
A  
R  
E  
N  
D  
S  
U  
M  
M  
A  
R  
Y



Smith Barney Reserved  
Client Statement  
2008 Year End Summary

Ref 00009245 00081167

CITI GLOBAL IMPACT FUNDING  
Account Number 692-70296-18 643

2  
0  
0  
8  
  
Y  
E  
A  
R  
  
E  
N  
D  
  
S  
U  
M  
M  
A  
R  
Y

Details of Short Term Gain (Loss) 2008 - continued

Reference number	Quantity	Security Description	Opening Trade Date	Closing Trade Date	Sale Proceeds	Cost	(Loss)	Gain
125023100	66	VALERO ENERGY CORP-NEW	06/19/08	08/14/08	\$ 2,237.38	\$ 2,887.10	(\$ 649.72)	
125023900	234	WHOLE FOODS MKT INC	11/20/07	08/14/08	4,491.13	10,032.82	(5,541.69)	
125024000	103	WHOLE FOODS MKT INC	11/20/07	09/08/08	1,876.65	4,416.16	(2,539.51)	
	14		12/03/07		255.08	598.28	(343.20)	
125024100	101	WHOLE FOODS MKT INC	12/03/07	10/27/08	1,032.75	4,316.13	(3,283.38)	
	75		12/18/07		766.90	2,999.24	(2,232.34)	
125024200	93	WHOLE FOODS MKT INC	12/18/07	10/28/08	947.12	3,719.06	(2,771.94)	
125024300	312	WHOLE FOODS MKT INC	12/18/07	11/11/08	2,927.51	12,476.85	(9,549.34)	
	340		12/19/07		3,190.24	13,916.17	(10,725.93)	
	43		12/20/07		403.47	1,767.54	(1,364.07)	
	1,374		12/27/07		12,892.31	57,026.36	(44,134.05)	
	115		01/09/08		1,079.05	4,012.18	(2,933.13)	
	188		02/15/08		1,764.01	7,304.98	(5,540.97)	
	271		03/26/08		2,542.81	9,009.12	(6,466.31)	
	345		05/14/08		3,237.15	10,183.84	(6,926.69)	
	30		06/09/08		281.49	854.40	(572.91)	
<b>Total</b>					<b>\$ 1,238,135.02</b>	<b>\$ 2,072,263.38</b>	<b>(\$ 1,033,907.63)</b>	<b>\$ 199,779.27</b>

Details of Long Term Gain (Loss) 2008

This section shows your sales of securities during the year. The "Sale Proceeds" column excludes any accrued income you may have received. In addition, although cash in lieu less than \$20 is not included on Form 1099-B (if applicable), it is included in this section. Please note, this material is being prepared for informational purposes only and should not be used for tax preparation without the assistance of your tax advisor.

Reference number	Quantity	Security Description	Opening Trade Date	Closing Trade Date	Sale Proceeds	Cost	(Loss)	Gain
125000100	120.9111	COVIDIEN LTD	01/24/07	04/24/08	\$ 5,706.96	\$ 4,760.27		\$ 946.69
	2.0889		02/06/07		98.60	86.52		12.08
125000200	8.1536	COVIDIEN LTD	02/06/07	05/06/08	395.63	337.70		57.93
	79.1918		02/27/07		3,842.58	3,154.99		687.59
	28.4791		03/05/07		1,381.87	1,096.54		285.33
	19.4857		03/19/07		945.49	775.70		169.79
	10.7421		03/30/07		521.23	426.14		95.09
	25.4813		04/16/07		1,236.41	1,049.72		186.69
125001500	40	TYCO INTL LTD (NEW)	01/24/07	06/25/08	1,705.59	1,935.39	(229.80)	

Ref 00009245 00081168

CITI GLOBAL IMPACT FUNDING

Account Number 692-70296-18 643

Details of Long Term Gain (Loss) 2008 - continued

Reference number	Quantity	Security Description	Opening Trade Date	Closing Trade Date	Sale Proceeds	Cost	(Loss)	Gain
125001600	80.9111	TYCO INTL LTD	01/24/07	08/14/08	\$ 3,605.38	\$ 3,914.87	(\$ 309.49)	
	10.2425	(NEW)	02/06/07		456.40	521.36	(64.96)	
	79.1918		02/27/07		3,528.76	3,877.41	(348.65)	
	28.4791		03/05/07		1,269.02	1,347.63	(78.61)	
	19.4857		03/19/07		868.28	953.32	(85.04)	
	6898		03/30/07		30.74	33.63	(2.89)	
125001700	10.0523	TYCO INTL LTD	03/30/07	08/22/08	433.35	490.07	(56.72)	
	25.4813	(NEW)	04/16/07		1,098.49	1,290.08	(191.59)	
	31.4664		05/10/07		1,356.51	1,590.69	(234.18)	
125001800	120.9111	TYCO ELECTRONICS LTD	01/24/07	08/14/08	4,155.93	4,382.45	(226.52)	
	10.2425		02/06/07		352.05	390.55	(38.50)	
	79.1918		02/27/07		2,721.96	2,904.58	(182.62)	
	28.4791		03/05/07		978.88	1,009.52	(30.64)	
	19.4857		03/19/07		669.76	714.13	(44.37)	
	3.6898		03/30/07		126.82	134.75	(7.93)	
125001900	7.0523	TYCO ELECTRONICS LTD	03/30/07	08/22/08	232.65	257.56	(24.91)	
	25.4813		04/16/07		840.62	966.40	(125.78)	
	55.4664		05/10/07		1,829.83	2,100.44	(270.61)	
125002000	951.147	FLEXTRONICS INTL LTD USD	01/24/07	05/19/08	10,311.99	9,125.50		1,186.49
	578.853		02/27/07		6,275.71	5,570.41		705.30
125002100	165	FLEXTRONICS INTL LTD USD	02/27/07	06/25/08	1,673.34	1,587.83		85.51
125002200	291.8174	FLEXTRONICS INTL LTD USD	02/27/07	08/14/08	2,743.50	2,808.21	(64.71)	
	165.5969		04/02/07		1,556.85	1,471.22		85.63
	22.4246		04/03/07		210.82	202.15		8.67
	256.1611		04/16/07		2,408.29	2,338.86		69.43
125002300	35.7034	FLEXTRONICS INTL LTD USD	04/16/07	08/22/08	325.67	325.99	(.32)	
	527.2966		05/10/07		4,809.70	5,303.53	(493.83)	
125002400	816	AT&T INC	01/24/07	02/13/08	31,214.10	29,955.36		1,258.74
125002500	230	AT&T INC	02/27/07	06/25/08	8,008.78	8,562.87	(554.09)	
125002600	287	AT&T INC	02/27/07	08/14/08	8,995.38	10,684.98	(1,689.60)	
125002700	30	AT&T INC	02/27/07	08/22/08	935.44	1,116.90	(181.46)	
	109		04/16/07		3,398.76	4,270.33	(871.57)	
125002800	66	AT&T INC	04/16/07	09/08/08	2,117.92	2,585.70	(467.78)	
125002900	167	AETNA INC NEW	01/24/07	06/16/08	7,436.62	6,965.57		471.05
	102		02/27/07		4,542.12	4,565.52	(23.40)	
125003000	156	AETNA INC NEW	02/27/07	06/17/08	6,869.22	6,982.56	(113.34)	

2  
0  
0  
8  
  
Y  
E  
A  
R  
  
E  
N  
D  
  
S  
U  
M  
M  
A  
R  
Y



Smith Barney Reserved  
Client Statement  
2008 Year End Summary

Ref 00009245 00081169

CITI GLOBAL IMPACT FUNDING  
Account Number 692-70296-18 643

Details of Long Term Gain (Loss) 2008 continued

Reference number	Quantity	Security Description	Opening Trade Date	Closing Trade Date	Sale Proceeds	Cost	(Loss)	Gain
125003100	8	AETNA INC NEW	02/27/07	06/25/08	\$ 325.76	\$ 358.08	(\$ 32.32)	
	68		04/16/07		2,768.94	3,073.60	(304.66)	
	4		05/10/07		162.88	199.39	(36.51)	
125003200	78	AETNA INC NEW	05/10/07	08/01/08	3,100.59	3,888.03	(787.44)	
125003300	484	AETNA INC NEW	05/10/07	08/11/08	21,087.61	24,125.70	(3,038.09)	
	64		05/17/07		2,788.44	3,340.80	(552.36)	
	11		06/20/07		479.27	547.89	(68.62)	
125003400	104	AETNA INC NEW	06/20/07	08/14/08	4,490.90	5,180.05	(689.15)	
125003500	50	AETNA INC NEW	06/20/07	08/22/08	2,177.98	2,490.41	(312.43)	
125003600	16	AETNA INC NEW	06/20/07	09/03/08	687.07	796.93	(109.86)	
125003700	118	AETNA INC NEW	06/20/07	09/18/08	4,476.18	5,877.37	(1,401.19)	
125004600	80	AMERICAN ELECTRIC POWER CO INC	01/24/07	06/25/08	3,302.38	3,428.99	(126.61)	
125004700	444	AMERICAN ELECTRIC POWER CO INC	01/24/07	07/23/08	17,705.02	19,030.91	(1,325.89)	
	2		02/06/07		79.75	90.00	(10.25)	
125004800	44	AMERICAN ELECTRIC POWER CO INC	02/06/07	08/14/08	1,683.55	1,979.95	(296.40)	
	152		02/27/07		5,815.89	6,949.44	(1,133.55)	
125004900	112	AMERICAN ELECTRIC POWER CO INC	02/27/07	08/22/08	4,362.67	5,120.64	(757.97)	
125005000	282	AMERICAN EXPRESS CO	01/24/07	07/22/08	10,445.67	16,463.16	(6,017.49)	
	175		02/27/07		6,482.24	9,938.25	(3,456.01)	
	54		04/16/07		2,000.24	3,143.88	(1,143.64)	
	437		05/10/07		16,187.09	27,568.45	(11,381.36)	
	6		05/16/07		222.25	380.95	(158.70)	
	46		05/17/07		1,703.90	2,922.38	(1,218.48)	
	58		06/20/07		2,148.40	3,635.26	(1,486.86)	
125005100	138	AMERICAN EXPRESS CO	06/20/07	08/14/08	5,255.15	8,649.41	(3,394.26)	
125005200	56	AMERICAN EXPRESS CO	06/20/07	08/22/08	2,155.42	3,509.91	(1,354.49)	
125005300	80	AMERICAN INTL GROUP INC	01/24/07	06/25/08	2,407.18	5,572.75	(3,165.57)	
125005400	215	AMERICAN INTL GROUP INC	01/24/07	08/14/08	4,906.59	14,976.77	(10,070.18)	
	10		02/06/07		228.21	696.80	(468.59)	
	71		02/27/07		1,620.32	4,829.42	(3,209.10)	
125005500	108	AMERICAN INTL GROUP INC	02/27/07	08/22/08	2,163.33	7,346.16	(5,182.83)	
125005600	10	AMERICAN INTL GROUP INC	02/27/07	09/16/08	17.68	680.20	(662.52)	
	50		04/16/07		88.42	3,377.50	(3,289.08)	
	409		05/10/07		723.31	29,373.28	(28,649.97)	
	47		05/17/07		83.12	3,402.80	(3,319.68)	
125007100	360	BOSTON SCIENTIFIC CORP	01/24/07	06/25/08	4,810.92	6,714.60	(1,903.68)	

2  
0  
8  
  
Y  
E  
A  
R  
  
E  
N  
D  
  
S  
U  
M  
M  
A  
R  
Y

Ref 00009245 00031170

CITI GLOBAL IMPACT FUNDING  
Account Number 692-70296-18 643

Details of Long Term Gain (Loss) 2008 - continued

Reference number	Quantity	Security Description	Opening Trade Date	Closing Trade Date	Sale Proceeds	Cost	(Loss)	Gain
125007200	428	BOSTON SCIENTIFIC CORP	01/24/07	08/14/08	\$ 5,530.37	\$ 7,562.76	(\$ 2,032.39)	
	42		02/06/07		542.70	735.12	(192.42)	
	522		02/27/07		6,744.98	8,607.78	(1,862.80)	
	53		04/16/07		684.84	855.95	(171.11)	
125008300	80	CHEVRON CORP	01/24/07	06/25/08	7,967.15	5,791.19		2,175.96
125008400	175	CHEVRON CORP	01/24/07	08/14/08	14,992.16	12,668.23		2,323.93
125008500	49	CHEVRON CORP	01/24/07	08/22/08	4,311.97	3,547.11		764.86
125008600	101	CHEVRON CORP	01/24/07	09/26/08	8,619.50	7,311.38		1,308.12
	4		02/06/07		341.37	292.52		48.85
125008700	96	CITIGROUP INC	03/20/07	06/25/08	1,831.67	4,859.25	(3,027.58)	
	190		03/30/07		3,625.17	9,722.09	(6,096.92)	
	9		04/11/07		171.72	464.27	(292.55)	
125008800	52	CITIGROUP INC	04/11/07	08/14/08	949.14	2,682.44	(1,733.30)	
	8		04/16/07		146.02	422.88	(276.86)	
	79		04/16/07		1,441.96	4,188.56	(2,746.60)	
	50		04/20/07		912.63	2,660.49	(1,747.86)	
	99		05/10/07		1,807.00	5,298.48	(3,491.48)	
125008900	160	CITIGROUP INC	05/10/07	08/22/08	2,890.01	8,563.20	(5,673.19)	
125009100	179	CITIGROUP INC	05/10/07	11/21/08	629.74	9,580.08	(8,950.34)	
	62		05/17/07		218.12	3,393.26	(3,175.14)	
	230		06/07/07		809.16	12,209.87	(11,400.71)	
	96		06/29/07		337.74	5,005.13	(4,667.39)	
	262		07/10/07		921.74	13,362.71	(12,440.97)	
	76		07/27/07		267.37	3,648.59	(3,381.22)	
	183		11/05/07		643.81	6,575.24	(5,931.43)	
125009200	620	COMCAST CORP CL A	01/24/07	05/19/08	13,823.13	18,503.82	(4,680.69)	
125009300	52	COMCAST CORP CL A	01/24/07	06/25/08	1,004.22	1,551.93	(547.71)	
	278		02/27/07		5,368.70	7,236.07	(1,867.37)	
125009400	127	COMCAST CORP CL A	02/27/07	08/14/08	2,811.76	3,305.68	(493.92)	
	223		03/05/07		4,937.19	5,684.69	(747.50)	
	56		04/16/07		1,239.83	1,557.81	(317.98)	
125009500	88	COMCAST CORP CL A	04/16/07	08/22/08	1,910.55	2,447.98	(537.43)	
	45		05/10/07		976.99	1,175.31	(198.32)	
125009600	537	COMCAST CORP CL A	05/10/07	12/08/08	8,691.51	14,025.42	(5,333.91)	
125009700	26	CONOCOPHILLIPS	01/24/07	06/24/08	2,466.26	1,697.54		768.72
125009800	35	CONOCOPHILLIPS	01/24/07	06/25/08	3,308.53	2,285.15		1,023.38
125009900	226	CONOCOPHILLIPS	01/24/07	08/14/08	17,990.62	14,755.54		3,235.08

2008 YEAR END SUMMARY

Ref 00009245 00081171

CITI GLOBAL IMPACT FUNDING  
Account Number 692-70296-18 643

Details of Long Term Gain (Loss) 2008 - continued

Reference number	Quantity	Security Description	Opening Trade Date	Closing Trade Date	Sale Proceeds	Cost	(Loss)	Gain
125010000	61	CONOCOPHILLIPS	01/24/07	08/22/08	\$ 5,070.90	\$ 3,982.69		\$ 1,088.21
125010600	491	FEDERAL NATIONAL MORTGAGE ASSN	01/24/07	06/25/08	11,322.00	27,623.66	(16,301.66)	
	169		02/27/07		3,896.98	9,739.47	(5,842.49)	
125010700	146	FEDERAL NATIONAL MORTGAGE ASSN	02/27/07	08/14/08	1,182.59	8,413.98	(7,231.39)	
	147		03/30/07		1,190.69	7,987.73	(6,797.04)	
	86		04/16/07		696.60	4,859.00	(4,162.40)	
	861		05/10/07		6,974.06	53,597.25	(46,623.19)	
	26		05/10/07		210.60	1,622.40	(1,411.80)	
	30		05/17/07		243.00	1,889.40	(1,646.40)	
125010800	50	FEDERAL NATIONAL MORTGAGE ASSN	05/17/07	08/22/08	240.85	3,149.00	(2,908.15)	
125011500	190	GAP INC DELAWARE	06/18/07	06/25/08	3,219.53	3,619.67	(400.14)	
125011600	370	GAP INC DELAWARE	06/18/07	08/14/08	7,159.49	7,048.83		110.66
	250		06/20/07		4,837.50	4,834.70		2.80
125011700	217	GAP INC DELAWARE	06/20/07	08/22/08	4,338.45	4,196.52		141.93
125011800	82	GAP INC DELAWARE	06/20/07	09/23/08	1,511.71	1,585.78	(74.07)	
	195		06/26/07		3,594.92	3,744.84	(149.92)	
	168		07/25/07		3,097.16	3,000.30		96.86
125011900	444	GAP INC DELAWARE	07/25/07	11/06/08	5,861.87	7,929.35	(2,067.48)	
125012000	200	GENERAL ELECTRIC CO	04/27/07	06/25/08	5,644.26	7,338.70	(1,694.44)	
125012100	107	GENERAL ELECTRIC CO	04/27/07	08/14/08	3,179.18	3,926.20	(747.02)	
	186		05/08/07		5,526.42	6,887.64	(1,361.22)	
	11		05/10/07		326.83	405.90	(79.07)	
	24		05/10/07		713.08	888.95	(175.87)	
125012200	124	GENERAL ELECTRIC CO	05/10/07	08/22/08	3,611.16	4,592.91	(981.75)	
125012300	120	GENERAL MOTORS CORP	01/24/07	06/25/08	1,568.40	3,838.61	(2,270.21)	
125012400	131	GENERAL MOTORS CORP	01/24/07	08/14/08	1,494.96	4,190.48	(2,695.52)	
	1		02/27/07		11.41	32.79	(21.38)	
125012500	142	GENERAL MOTORS CORP	02/27/07	08/22/08	1,442.99	4,656.18	(3,213.19)	
	72		03/05/07		731.66	2,218.75	(1,487.09)	
125012600	26	GENERAL MOTORS CORP	03/05/07	09/08/08	276.16	801.22	(525.06)	
	54		04/16/07		573.56	1,760.94	(1,187.38)	
	42		04/20/07		446.10	1,332.66	(886.56)	
	78		05/07/07		828.46	2,346.00	(1,517.54)	
125012700	28	GENERAL MOTORS CORP	05/07/07	10/13/08	169.29	842.16	(672.87)	
	598		05/10/07		3,615.61	17,485.52	(13,869.91)	
	112		05/15/07		677.17	3,575.03	(2,897.86)	
	93		05/17/07		562.29	2,935.08	(2,372.79)	

2  
0  
0  
8  
  
Y  
E  
A  
R  
  
E  
N  
D  
  
S  
U  
M  
M  
A  
R  
Y



Ref 00009245 00081172

CITI GLOBAL IMPACT FUNDING

Account Number 692-70296-18 643

Details of Long Term Gain (Loss) 2008 - continued

Reference number	Quantity	Security Description	Opening Trade Date	Closing Trade Date	Sale Proceeds	Cost	(Loss)	Gain
	399		06/20/07		\$ 2,412.42	\$ 14,054.58	(\$ 11,642.16)	
	22		07/11/07		133.02	820.83	(687.81)	
	256		08/17/07		1,547.82	7,957.04	(6,409.22)	
125013000	10	HEWLETT PACKARD CO	04/16/07	06/25/08	458.80	411.67		47.13
	40		05/10/07		1,835.21	1,784.72		50.49
125013100	375	HEWLETT PACKARD CO	05/10/07	08/11/08	17,290.93	16,731.75		559.18
125013200	115	HEWLETT PACKARD CO	05/10/07	08/14/08	5,243.11	5,131.07		112.04
125013300	320	HEWLETT PACKARD CO	05/10/07	08/20/08	14,551.97	14,277.76		274.21
125013400	46	HEWLETT PACKARD CO	05/10/07	08/22/08	2,159.68	2,052.43		107.25
125013500	3	HEWLETT PACKARD CO	05/10/07	08/27/08	140.60	133.85		6.75
125014400	382	HONEYWELL INTL INC	01/24/07	03/11/08	21,299.09	17,002.82		4,296.27
125014500	138	HONEYWELL INTL INC	01/24/07	03/26/08	7,653.68	6,142.38		1,511.30
	260		02/27/07		14,419.99	12,347.40		2,072.59
125014600	56	HONEYWELL INTL INC	02/27/07	04/18/08	3,413.08	2,659.44		753.64
	133		04/16/07		8,106.08	6,300.21		1,805.87
125014700	11	HONEYWELL INTL INC	04/16/07	08/14/08	561.02	521.07		39.95
	254		05/10/07		12,954.43	14,389.10	(1,434.67)	
125014800	59	HONEYWELL INTL INC	05/10/07	08/22/08	2,919.89	3,342.35	(422.46)	
125014900	319	INTL BUSINESS MACHINES CORP	01/24/07	03/26/08	37,042.83	30,923.86		6,118.97
	17		02/06/07		1,974.07	1,696.32		277.75
	206		02/27/07		23,921.08	19,691.54		4,229.54
125015000	42	INTL BUSINESS MACHINES CORP	04/16/07	04/23/08	5,195.72	4,029.48		1,166.24
125015200	45	INTL BUSINESS MACHINES CORP	05/10/07	06/25/08	5,633.06	4,712.40		920.66
125015300	176	INTL BUSINESS MACHINES CORP	05/10/07	08/14/08	22,466.80	18,430.72		4,036.08
125015400	35	INTL BUSINESS MACHINES CORP	05/10/07	08/22/08	4,369.72	3,665.20		704.52
125015500	79	INTL BUSINESS MACHINES CORP	05/10/07	09/23/08	9,173.73	8,272.88		900.85
	9		05/17/07		1,045.11	944.55		100.56
125015600	440	INTERPUBLIC GROUP OF COS INC	01/24/07	06/25/08	3,995.21	5,922.40	(1,927.19)	
125015700	211	INTERPUBLIC GROUP OF COS INC	01/24/07	08/14/08	1,972.84	2,840.06	(867.22)	
	110		02/27/07		1,028.49	1,430.00	(401.51)	
125015800	295	INTERPUBLIC GROUP OF COS INC	02/27/07	11/20/08	913.93	3,835.00	(2,921.07)	
	81		04/05/07		250.94	983.34	(732.40)	
	86		04/16/07		266.43	1,102.52	(836.09)	
	139		04/20/07		430.63	1,789.82	(1,359.19)	
	121		05/10/07		374.88	1,426.41	(1,051.53)	

2  
0  
0  
8  
  
Y  
E  
A  
R  
  
E  
N  
D  
  
S  
U  
M  
M  
A  
R  
Y

Ref 00009245 000R1173

CITI GLOBAL IMPACT FUNDING  
Account Number 692-70296-18 643

Details of Long Term Gain (Loss) 2008 - continued

Reference number	Quantity	Security Description	Opening Trade Date	Closing Trade Date	Sale Proceeds	Cost	(Loss)	Gain
125015900	1,300	INTERPUBLIC GROUP OF COS INC	05/10/07	11/24/08	\$ 5,254.31	\$ 15,325.05	(\$ 10,070.74)	
125016000	1	INTERPUBLIC GROUP OF COS INC	05/10/07	11/26/08	4.39	11.79	(7.40)	
	106		05/15/07		465.34	1,241.34	(776.00)	
125016100	664	JPMORGAN CHASE & CO	01/24/07	03/05/08	26,144.18	33,271.71	(7,127.53)	
	29		02/06/07		1,141.84	1,478.71	(336.87)	
	49		02/09/07		1,929.31	2,461.32	(532.01)	
	585		02/27/07		23,033.65	29,284.11	(6,250.46)	
125016200	21	JPMORGAN CHASE & CO	03/30/07	04/18/08	971.49	1,010.06	(38.57)	
	152		04/16/07		7,031.76	7,581.35	(549.59)	
125016400	290	JPMORGAN CHASE & CO	05/10/07	06/25/08	11,119.31	15,183.82	(4,064.51)	
125016500	217	JPMORGAN CHASE & CO	05/10/07	08/14/08	8,250.29	11,361.68	(3,111.39)	
125016600	134	JPMORGAN CHASE & CO	05/10/07	08/22/08	5,057.26	7,015.97	(1,958.71)	
125016700	105	JPMORGAN CHASE & CO	05/10/07	09/08/08	4,242.25	5,497.59	(1,255.34)	
125016800	75	KIMBERLY CLARK CORP	01/24/07	06/25/08	4,675.47	5,197.49	(522.02)	
125016900	278	KIMBERLY CLARK CORP	01/24/07	08/14/08	17,272.60	19,265.37	(1,992.77)	
125017000	18	KIMBERLY CLARK CORP	01/24/07	08/22/08	1,108.79	1,247.40	(138.61)	
	21		02/06/07		1,293.59	1,459.92	(166.33)	
	43		02/27/07		2,648.79	2,981.82	(333.03)	
125017100	42	KIMBERLY CLARK CORP	02/27/07	11/17/08	2,416.11	2,912.47	(496.36)	
125017200	160	KIMBERLY CLARK CORP	02/27/07	12/16/08	8,320.38	11,095.14	(2,774.76)	
	54		04/16/07		2,808.13	3,797.67	(989.54)	
125017300	841	KRAFT FOODS INC CLASS A	01/24/07	03/26/08	25,850.28	29,653.66	(3,803.38)	
	79		02/06/07		2,428.27	2,660.13	(231.86)	
	66		02/13/07		2,028.68	2,270.13	(241.45)	
125017400	26	KRAFT FOODS INC CLASS A	02/13/07	06/25/08	763.13	894.29	(131.16)	
	139		02/27/07		4,079.84	4,579.38	(499.54)	
125017500	389	KRAFT FOODS INC CLASS A	02/27/07	08/14/08	12,743.95	12,815.69	(71.74)	
125017600	100	KRAFT FOODS INC CLASS A	02/27/07	08/22/08	3,248.18	3,294.52	(46.34)	
	34		03/30/07		1,104.38	1,067.17		37.21
125017700	170	KRAFT FOODS INC CLASS A	03/30/07	12/16/08	4,603.20	5,335.86	(732.66)	
	176		04/16/07		4,765.66	5,771.04	(1,005.38)	
	65		05/10/07		1,760.05	2,117.05	(357.00)	
125017800	820	LSI CORP	06/01/07	06/25/08	5,609.99	7,258.31	(1,648.32)	
125017900	395	LSI CORP	06/01/07	08/14/08	3,073.67	3,496.38	(422.71)	
	1,340		06/18/07		10,427.15	11,029.81	(602.66)	

2  
0  
8  
  
Y  
E  
A  
R  
  
E  
N  
D  
  
S  
U  
M  
M  
A  
R  
Y

Ref 00009245 00081174

CITI GLOBAL IMPACT FUNDING  
Account Number 692-70296-18 643

Details of Long Term Gain (Loss) 2008 continued

Reference number	Quantity	Security Description	Opening Trade Date	Closing Trade Date	Sale Proceeds	Cost	(Loss)	Gain
125018000	50	LSI CORP	06/19/07	08/22/08	\$ 368.65	\$ 410.50	(\$ 41.85)	
	343		06/21/07		2,528.92	2,868.23	(339.31)	
125018100	241	LOUISIANA PACIFIC CORP	01/24/07	08/14/08	2,422.30	5,649.04	(3,226.74)	
	38		02/07/07		381.94	847.12	(465.18)	
	245		02/27/07		2,462.51	5,113.15	(2,650.64)	
125018200	17	LOUISIANA PACIFIC CORP	02/27/07	08/22/08	166.79	354.79	(188.00)	
	113		03/06/07		1,108.64	2,273.23	(1,164.59)	
	18		03/21/07		176.59	364.97	(188.38)	
125018300	110	LOUISIANA PACIFIC CORP	03/21/07	09/08/08	1,214.67	2,230.36	(1,015.69)	
	18		03/30/07		198.76	361.71	(162.95)	
125019000	215	MATTEL INC DE	01/24/07	06/25/08	3,967.15	5,148.84	(1,181.69)	
125019100	352	MATTEL INC DE	01/24/07	08/14/08	7,505.12	8,429.73	(924.61)	
125019200	138	MATTEL INC DE	01/24/07	08/22/08	2,905.16	3,304.84	(399.68)	
125019300	200	MEADWESTVACO CORP	01/24/07	06/25/08	4,822.51	5,972.00	(1,149.49)	
125019400	276	MEADWESTVACO CORP	01/24/07	08/14/08	7,504.39	8,241.36	(736.97)	
125019500	111	MEADWESTVACO CORP	01/24/07	08/22/08	2,902.19	3,314.46	(412.27)	
125019700	640	MILLENNIUM PHARMACEUTICALS INC	01/24/07	03/04/08	8,769.50	7,211.65		1,557.85
125019800	524	MILLENNIUM PHARMACEUTICALS INC	01/24/07	04/11/08	12,747.95	5,904.53		6,843.42
	458		02/27/07		11,142.30	5,015.05		6,127.25
125019900	703	MILLENNIUM PHARMACEUTICALS INC	02/27/07	04/14/08	17,192.32	7,697.78		9,494.54
125020000	2,215	MILLENNIUM PHARMACEUTICALS INC	05/10/07	05/12/08	55,375.00	23,966.30		31,408.70
125020400	111	MOTOROLA INC DE	09/28/07	12/19/08	483.42	2,042.05	(1,558.63)	
	430		10/04/07		1,872.72	8,088.34	(6,215.62)	
	215		10/11/07		936.36	4,085.99	(3,149.63)	
	216		11/05/07		940.72	3,857.70	(2,916.98)	
	202		11/14/07		879.74	3,435.07	(2,555.33)	
	294		11/19/07		1,280.43	4,727.08	(3,446.65)	
125020500	355	PFIZER INC	01/24/07	06/25/08	6,408.78	9,456.49	(3,047.71)	
125020600	413	PFIZER INC	01/24/07	08/14/08	8,248.18	11,001.49	(2,753.31)	
125020700	101	PFIZER INC	01/24/07	08/22/08	1,993.02	2,690.44	(697.42)	
	119		02/27/07		2,348.21	3,046.29	(698.08)	
125020800	1,608	QWEST COMMUNICATIONS INTL	01/24/07	04/04/08	7,389.19	13,748.40	(6,359.21)	
125020900	1,175	QWEST COMMUNICATIONS INTL	01/24/07	06/25/08	4,811.60	10,048.25	(5,234.65)	
125021000	1,019	QWEST COMMUNICATIONS INTL	01/24/07	08/14/08	3,943.50	8,712.45	(4,768.95)	
	75		02/06/07		290.25	608.91	(318.66)	
	457		02/27/07		1,768.58	3,985.04	(2,216.46)	

2  
0  
0  
8  
  
Y  
E  
A  
R  
  
E  
N  
D  
  
S  
U  
M  
M  
A  
R  
Y

Ref 00009245 00081175

CITI GLOBAL IMPACT FUNDING  
Account Number 692-70296-18 643

Details of Long Term Gain (Loss) 2008 - continued

Reference number	Quantity	Security Description	Opening Trade Date	Closing Trade Date	Sale Proceeds	Cost	(Loss)	Gain
125021100	581	QWEST COMMUNICATIONS INTL	02/27/07	08/22/08	\$ 2,173.79	\$ 5,066.32	(\$ 2,892.53)	
125021500	235	SONY CORP SPON ADR-NEW	01/24/07	06/04/08	12,144.21	11,002.70		1,141.51
125021600	172	SONY CORP SPON ADR-NEW	01/24/07	06/05/08	8,923.32	8,053.04		870.28
	158		02/27/07		8,197.01	8,257.36	(60.35)	
125021700	70	SONY CORP SPON ADR-NEW	02/27/07	06/25/08	3,243.78	3,658.33	(414.55)	
125021800	112	SONY CORP SPON ADR-NEW	02/27/07	08/14/08	4,274.17	5,853.32	(1,579.15)	
	65		04/16/07		2,480.55	3,589.30	(1,108.75)	
125021900	31	SONY CORP SPON ADR-NEW	04/16/07	08/22/08	1,186.36	1,711.82	(525.46)	
	26		05/10/07		995.01	1,398.06	(403.05)	
125022000	1,005	TENET HEALTHCARE CORP	01/24/07	06/25/08	5,579.32	7,405.74	(1,826.42)	
125022100	1,380	TENET HEALTHCARE CORP	01/24/07	08/14/08	8,245.04	10,169.08	(1,924.04)	
125022200	514	TENET HEALTHCARE CORP	01/24/07	08/22/08	3,131.01	3,787.62	(656.61)	
	200		02/06/07		1,218.29	1,448.94	(230.65)	
125022300	101	TENET HEALTHCARE CORP	02/06/07	09/08/08	651.55	731.71	(80.16)	
	336		02/27/07		2,167.52	2,353.58	(186.06)	
125022400	745	TIME WARNER INC	01/24/07	06/25/08	11,177.91	16,716.39	(5,538.48)	
125022500	425	TIME WARNER INC	01/24/07	08/14/08	6,754.19	9,536.19	(2,782.00)	
125022600	232	TIME WARNER INC	01/24/07	08/22/08	3,680.19	5,205.64	(1,525.45)	
	133		02/27/07		2,109.77	2,772.80	(663.03)	
125022700	70	TRAVELERS COMPANIES INC	01/24/07	06/25/08	3,166.08	3,598.70	(432.62)	
125022800	294	TRAVELERS COMPANIES INC	01/24/07	08/14/08	12,774.81	15,114.54	(2,339.73)	
125022900	99	TRAVELERS COMPANIES INC	01/24/07	08/22/08	4,347.06	5,089.59	(742.53)	
125023200	80	WASTE MGMT INC DEL	01/24/07	06/25/08	3,103.98	3,031.20		72.78
125023300	19	WASTE MGMT INC DEL	01/24/07	08/14/08	660.62	719.91	(59.29)	
	46		02/27/07		1,599.41	1,566.30		33.11
125023400	40	WASTE MGMT INC DEL	02/27/07	09/08/08	1,405.19	1,362.00		43.19
125023500	205	WATSON PHARMACEUTICALS INC	01/24/07	06/25/08	5,668.21	5,430.45		237.76
125023600	151	WATSON PHARMACEUTICALS INC	01/24/07	08/14/08	4,510.49	3,999.99		510.50
125023700	144	WATSON PHARMACEUTICALS INC	01/24/07	08/22/08	4,357.63	3,814.56		543.07
125023800	234	WATSON PHARMACEUTICALS INC	01/24/07	09/26/08	6,753.94	6,198.66		555.28
	76		02/27/07		2,193.59	2,151.56		42.03
<b>Total:</b>					<b>\$ 1,294,447.56</b>	<b>\$ 1,691,391.02</b>	<b>(\$ 505,955.15)</b>	<b>\$ 109,011.69</b>

2  
0  
0  
8  
Y  
E  
A  
R  
E  
N  
D  
S  
U  
M  
M  
A  
R  
Y

Ref 00009246 00081181

CITI GLOBAL IMPACT FUNDING

Account Number 692-70297-17 643

Details of Earnings 2008 - continued

Dividends and Distributions, Section 2

Amounts displayed for dividends include dividend reinvestments, money fund earnings, accrued dividends received and dividends exempt from Federal income tax

Reference number	Description	Nondividend distributions	Foreign tax paid	Cash liquidation distributions	Non cash liquidation distributions	Investment expense	NRA Withholding
160004100	QWEST COMMUNICATIONS INTL A PORTION OF THIS INCOME HAS BEEN RECLASSIFIED	\$ 10,411.68					
160004300	*** SONY CORP SPON ADR-NEW THIS AMOUNT INCLUDES TAXES PAID TO A FOREIGN GOVERNMENT		96 92				
<b>Totals</b>		<b>\$ 10,411.68</b>	<b>\$ 96 92</b>				

Details of Short Term Gain (Loss) 2008

This section shows your sales of securities during the year. The "Sale Proceeds" column excludes any accrued income you may have received. In addition, although cash in lieu less than \$20 is not included on Form 1099-B (if applicable), it is included in this section. Please note, this material is being prepared for informational purposes only and should not be used for tax preparation without the assistance of your tax advisor.

Reference number	Quantity	Security Description	Opening Trade Date	Closing Trade Date	Sale Proceeds	Cost	(Loss)	Gain
125000100	3,9974	COVIDIEN LTD	03/30/07	03/26/08	\$ 175 16	\$ 158.58		\$ 16 58
	183 1311		05/10/07		8,024 73	7,532.80		491.93
	23 9844		05/22/07		1,050.99	990.26		60 73
	65 7074		06/20/07		2,879.27	2,746 57		132 70
	63		09/14/07		2,760 64	2,653.28		107 36
	430		09/28/07		18,842 43	17,854 42		988.01
125000200	54		10/19/07		2,366 26	2,192 94		173.32
	286	COVIDIEN LTD	10/19/07	03/28/08	12,575 59	11,614 46		961 13
	580		10/24/07		25,502 95	23,263 80		2,239 15
125000300	149		10/26/07		6,551 63	6,075 59		476.04
	86	COVIDIEN LTD	10/26/07	04/24/08	4,059.17	3,506 72		552 45
125000400	57	COVIDIEN LTD	10/26/07	05/06/08	2,765 78	2,324 22		441 56
	393		11/02/07		19,069 31	16,069 77		2,999 54
125000500	197	COVIDIEN LTD	11/02/07	05/08/08	9,711 70	8,055 33		1,656.37
	21		11/29/07		1,035 26	818 26		217 00

2  
0  
0  
8  
  
Y  
E  
A  
R  
  
E  
N  
D  
  
S  
U  
M  
M  
A  
R  
Y

Ref 00009246 00031182

CITI GLOBAL IMPACT FUNDING

Account Number 692-70297-17 643

Details of Short Term Gain (Loss) 2008 *continued*

Reference number	Quantity	Security Description	Opening Trade Date	Closing Trade Date	Sale Proceeds	Cost	(Loss)	Gain
125000600	134	COVIDIEN LTD	11/29/07	05/28/08	\$ 6,479.24	\$ 5,221.25		\$ 1,257.99
125000700	144	COVIDIEN LTD	11/29/07	06/02/08	7,164.11	5,610.90		1,553.21
125000800	95	COVIDIEN LTD	11/29/07	08/08/08	5,035.11	3,701.64		1,333.47
	66		12/13/07		3,498.07	2,832.42		665.65
125000900	117	COVIDIEN LTD	12/13/07	09/08/08	6,318.36	5,021.10		1,297.26
125001000	96	COVIDIEN LTD	12/13/07	09/15/08	5,405.15	4,119.88		1,285.27
	145		12/27/07		8,164.03	6,521.90		1,642.13
125001100	101	COVIDIEN LTD	12/27/07	09/24/08	5,445.33	4,542.84		902.49
125001200	140	COVIDIEN LTD	12/27/07	09/26/08	7,579.33	6,297.00		1,282.33
125001300	318	COVIDIEN LTD	12/27/07	09/30/08	16,972.42	14,303.19		2,669.23
125001400	3,9974	TYCO INTL LTD	03/30/07	03/26/08	179.58	194.88	(15.30)	
	183,1311	(NEW)	05/10/07		8,226.89	9,257.64	(1,030.75)	
	23,9844		05/22/07		1,077.46	1,217.01	(139.55)	
	65,7074		06/20/07		2,951.81	3,375.47	(423.66)	
	375		09/28/07		16,846.31	16,537.50		308.81
	111		10/19/07		4,986.50	4,784.10		202.40
125001500	179	TYCO INTL LTD	10/19/07	03/28/08	8,006.60	7,714.90		291.70
	370	(NEW)	10/24/07		16,549.95	15,558.50		991.45
	440		11/02/07		19,681.03	18,132.40		1,548.63
	184		11/05/07		8,230.25	7,599.55		630.70
125001600	3,9974	TYCO ELECTRONICS LTD	03/30/07	03/26/08	135.43	145.99	(10.56)	
	183,1311		05/10/07		6,204.41	6,934.93	(730.52)	
	23,9844		05/22/07		812.58	911.67	(99.09)	
	65,7074		06/20/07		2,226.14	2,528.57	(302.43)	
	88		08/28/07		2,981.41	3,106.73	(125.32)	
	132		09/14/07		4,472.11	4,416.61		55.50
	135		09/26/07		4,573.75	4,723.26	(149.51)	
	686		09/28/07		23,241.41	24,307.72	(1,066.31)	
125001700	144	TYCO ELECTRONICS LTD	09/28/07	03/28/08	4,876.33	5,102.50	(226.17)	
	25		10/04/07		846.59	890.66	(44.07)	
	575		10/19/07		19,471.47	21,129.07	(1,657.60)	
	738		10/24/07		24,991.20	25,138.12	(146.92)	
125001800	91,4002	FLEXTRONICS INTL LTD USD	04/02/07	03/26/08	899.37	812.03		87.34
	8,6227		04/03/07		84.85	77.74		7.11
	1,791,7882		05/10/07		17,631.00	18,021.75	(390.75)	
	264,888		05/22/07		2,606.47	2,648.88	(42.41)	
	1,776		10/18/07		17,475.64	21,335.45	(3,859.81)	

2008 YEAR END SUMMARY

Ref 00009246 00081183

CITI GLOBAL IMPACT FUNDING  
Account Number 692-70297-17 643

2  
0  
0  
8  
  
Y  
E  
A  
R  
  
E  
N  
D  
  
S  
U  
M  
M  
A  
R  
Y

Details of Short Term Gain (Loss) 2008 - continued

Reference number	Quantity	Security Description	Opening Trade Date	Closing Trade Date	Sale Proceeds	Cost	(Loss)	Gain
125001900	829	FLEXTRONICS INTL LTD USD	10/18/07	03/28/08	\$ 7,742.77	\$ 9,958.94	(\$ 2,216.17)	
	2,410		10/19/07		22,509.15	28,197.00	(5,687.85)	
	2,160		10/24/07		20,174.18	25,444.80	(5,270.62)	
125002000	1,129	FLEXTRONICS INTL LTD USD	10/24/07	05/19/08	12,240.21	13,299.62	(1,059.41)	
125002100	99	AT&T INC	03/06/07	02/13/08	3,787.00	3,548.95		238.05
	24		04/18/07		918.06	935.83	(17.77)	
	996		05/10/07		38,099.57	39,130.85	(1,031.28)	
125002200	156	AT&T INC	05/10/07	03/26/08	5,929.49	6,128.93	(199.44)	
	178		05/22/07		6,765.71	7,235.22	(469.51)	
	1,902		09/28/07		72,294.22	80,644.80	(8,350.58)	
125002300	143	AT&T INC	09/28/07	03/28/08	5,421.07	6,063.20	(642.13)	
	1,560		10/19/07		59,138.94	65,098.80	(5,959.86)	
	725		10/24/07		27,484.45	29,645.25	(2,160.80)	
125002400	3	AETNA INC NEW	05/10/07	03/26/08	132.39	149.55	(17.16)	
	69		05/22/07		3,044.94	3,619.05	(574.11)	
	169		06/20/07		7,457.89	8,417.59	(959.70)	
	759		09/28/07		33,494.29	41,247.86	(7,753.57)	
125002500	176	AETNA INC NEW	09/28/07	03/28/08	7,506.32	9,584.72	(2,068.40)	
	715		10/19/07		30,494.41	38,034.43	(7,540.02)	
	207		10/24/07		8,828.45	10,844.73	(2,016.28)	
125002600	196	AETNA INC NEW	10/24/07	06/16/08	8,728.01	10,268.44	(1,540.43)	
125002700	118	AETNA INC NEW	10/24/07	06/17/08	5,195.95	6,182.02	(986.07)	
125002800	54	AETNA INC NEW	10/24/07	08/01/08	2,146.56	2,829.06	(682.50)	
125002900	377	AETNA INC NEW	10/24/07	08/11/08	16,425.68	19,751.03	(3,325.35)	
125003000	178	AETNA INC NEW	10/24/07	09/18/08	6,752.20	9,325.42	(2,573.22)	
	126		11/02/07		4,779.64	6,822.84	(2,043.20)	
125003100	134	AETNA INC NEW	11/02/07	10/29/08	3,455.38	7,256.03	(3,800.65)	
125003200	614	AETNA INC NEW	11/29/07	11/04/08	15,713.58	34,230.50	(18,516.92)	
125003300	856	ALCOA INC	01/07/08	03/26/08	30,808.81	28,369.98		2,438.83
125003400	868	ALCOA INC	01/07/08	03/28/08	31,394.43	28,767.69		2,626.74
	11		01/11/08		397.86	348.10		49.76
125003500	539	ALCOA INC	01/11/08	10/20/08	6,476.69	17,056.71	(10,580.02)	
125003600	4,719	ALCATEL-LUCENT ADR	10/24/07	01/02/08	34,146.63	43,412.45	(9,265.82)	
	2,580		11/02/07		18,668.85	23,426.40	(4,757.55)	
	1,363		11/29/07		9,862.66	10,643.67	(781.01)	

Ref 00009246 00081184

CITI GLOBAL IMPACT FUNDING

Account Number 692-70297-17 643

Details of Short Term Gain/(Loss) 2008 *continued*

2  
0  
0  
8  
  
Y  
E  
A  
R  
  
E  
N  
D  
  
S  
U  
M  
M  
A  
R  
Y

Reference number	Quantity	Security Description	Opening Trade Date	Closing Trade Date	Sale Proceeds	Cost	(Loss)	Gain		
125003700	500	AMEREN CORP	11/02/07	03/26/08	\$ 21,709.81	\$ 26,505.00	(\$ 4,795.19)			
	75		11/19/07		3,256.47				3,974.40	(717.93)
125003800	101	AMEREN CORP	11/19/07	03/28/08	4,403.55	5,352.19	(948.64)			
	261		11/21/07		11,379.47				14,106.27	(2,726.80)
	131		11/29/07		5,711.54				7,053.04	(1,341.50)
	109		12/20/07		4,752.35				5,878.93	(1,126.58)
125003900	27	AMERICAN ELECTRIC POWER CO INC	04/18/07	03/26/08	1,118.67	1,337.94	(219.27)			
	618		05/10/07		25,605.19				30,331.13	(4,725.94)
	97		05/22/07		4,018.94				4,798.59	(779.65)
	303		09/28/07		12,554.00				14,113.74	(1,559.74)
125004000	802	AMERICAN ELECTRIC POWER CO INC	09/28/07	03/28/08	33,050.06	37,357.16	(4,307.10)			
	741		10/19/07		30,536.27				34,493.55	(3,957.28)
125004100	99	AMERICAN ELECTRIC POWER CO INC	10/19/07	07/23/08	3,947.74	4,608.45	(660.71)			
	144		10/24/07		5,742.17				6,626.88	(884.71)
125004200	321	AMERICAN EXPRESS CO	05/10/07	03/26/08	14,749.82	20,250.51	(5,500.69)			
	3		05/16/07		137.85				190.47	(52.62)
	49		05/22/07		2,251.53				3,148.74	(897.21)
	146		06/20/07		6,708.64				9,150.83	(2,442.19)
	249		09/28/07		11,441.45				14,795.58	(3,354.13)
125004300	441	AMERICAN EXPRESS CO	09/28/07	03/28/08	19,245.02	26,204.22	(6,959.20)			
	479		10/19/07		20,903.33				27,676.62	(6,773.29)
125004400	51	AMERICAN EXPRESS CO	10/19/07	07/22/08	1,889.11	2,946.78	(1,057.67)			
	594		10/24/07		22,002.58				34,481.70	(12,479.12)
125004500	311	AMERICAN INTL GROUP INC	05/10/07	03/26/08	13,873.56	22,335.18	(8,461.62)			
	50		05/22/07		2,230.48				3,594.00	(1,363.52)
	50		09/26/07		2,230.48				3,370.07	(1,139.59)
	558		09/28/07		24,892.09				37,604.51	(12,712.42)
125004600	119	AMERICAN INTL GROUP INC	09/28/07	03/28/08	5,161.21	8,019.60	(2,858.39)			
	480		10/19/07		20,818.33				30,628.80	(9,810.47)
	765		10/24/07		33,179.21				48,141.45	(14,962.24)
125004700	5	AMERICAN INTL GROUP INC	10/24/07	09/16/08	8.84	314.65	(305.81)			
	640		11/02/07		1,131.83				37,126.40	(35,994.57)
	497		11/29/07		878.94				28,338.94	(27,460.00)
	709		12/31/07		1,253.86				40,698.66	(39,444.80)
	47		02/12/08		83.12				2,192.55	(2,109.43)
	553		03/04/08		977.97				25,358.70	(24,380.73)
	174		03/06/08		307.72				7,592.35	(7,284.63)
	75		03/26/08		132.64				3,361.17	(3,228.53)



Ref 00009246 00081185

CITI GLOBAL IMPACT FUNDING

Account Number 692-70297-17 643

Details of Short Term Gain (Loss) 2008 - continued

Reference number	Quantity	Security Description	Opening Trade Date	Closing Trade Date	Sale Proceeds	Cost	(Loss)	Gain
	370		05/09/08		\$ 654.34	\$ 15,445.95	(\$ 14,791.61)	
	211		06/10/08		373.15	7,120.83	(6,747.68)	
	338		08/07/08		597.75	8,130.83	(7,533.08)	
125004800	81	AMGEN INC	09/06/07	03/26/08	3,369.16	4,247.36	(878.20)	
	39		09/14/07		1,622.19	2,208.18	(585.99)	
	45		09/19/07		1,871.75	2,508.68	(636.93)	
	41		09/25/07		1,705.38	2,247.10	(541.72)	
	15		09/27/07		623.91	850.26	(226.35)	
125004900	21	AMGEN INC	09/27/07	03/28/08	871.41	1,190.36	(318.95)	
	229		09/28/07		9,502.47	12,947.66	(3,445.19)	
	260		10/03/07		10,788.84	14,495.83	(3,706.99)	
	265		10/19/07		10,996.31	14,924.80	(3,928.49)	
	395		10/24/07		16,390.73	22,906.05	(6,515.32)	
125005000	35	AMGEN INC	10/24/07	07/28/08	2,119.63	2,029.65		89.98
	107		10/30/07		6,480.02	6,060.57		419.45
	58		11/02/07		3,512.54	3,281.64		230.90
125005100	94	AMGEN INC	11/02/07	07/30/08	5,874.64	5,318.52		556.12
125005200	170	AMGEN INC	11/02/07	08/11/08	10,884.81	9,618.60		1,266.21
125005300	93	AMGEN INC	11/02/07	08/18/08	6,045.46	5,261.94		783.52
125005400	15	AMGEN INC	11/02/07	09/11/08	938.11	848.70		89.41
	134		11/14/07		8,380.45	7,231.81		1,148.64
125005500	61	AMGEN INC	11/14/07	09/15/08	3,797.39	3,292.09		505.30
	300		11/29/07		18,675.67	16,539.00		2,136.67
	42		12/03/07		2,614.59	2,309.26		305.33
125005600	243	AMGEN INC	12/03/07	09/17/08	15,669.18	13,360.75		2,308.43
	123		12/11/07		7,931.31	6,239.36		1,691.95
125005700	22	AMGEN INC	12/11/07	09/22/08	1,302.91	1,115.98		186.93
	101		12/20/07		5,981.52	4,808.47		1,173.05
125005800	177	AMGEN INC	12/20/07	09/24/08	10,391.34	8,426.72		1,964.62
125005900	246	AMGEN INC	12/20/07	09/26/08	14,836.74	11,711.72		3,125.02
	435		12/31/07		26,235.70	20,269.09		5,966.61
125006000	406	AVON PRODUCTS INC	11/29/07	01/02/08	16,116.53	16,658.18	(541.65)	
125006100	96	BOSTON SCIENTIFIC CORP	05/01/07	03/26/08	1,223.13	1,538.86	(315.73)	
	1,044		05/10/07		13,301.56	16,900.48	(3,598.92)	
	13		05/16/07		165.63	204.23	(38.60)	
	169		05/22/07		2,153.22	2,646.08	(492.86)	
	721		09/28/07		9,186.23	10,063.79	(877.56)	

2  
0  
0  
8  
  
Y  
E  
A  
R  
  
E  
N  
D  
  
S  
U  
M  
M  
A  
R  
Y

Ref. 00009246 00C81186

CITI GLOBAL IMPACT FUNDING  
Account Number 692-70297-17 643

Details of Short Term Gain (Loss) 2008 - continued

Reference number	Quantity	Security Description	Opening Trade Date	Closing Trade Date	Sale Proceeds	Cost	(Loss)	Gain
125006200	1,139	BOSTON SCIENTIFIC CORP	09/28/07	03/28/08	\$ 14,570.38	\$ 15,898.28	(\$ 1,327.90)	
	1,400		10/19/07		17,909.16	20,482.00	(2,572.84)	
	995		10/24/07		12,728.30	13,839.45	(1,111.15)	
125006300	664	CSX CORP	09/28/07	01/10/08	28,960.71	28,556.98		403.73
125006400	198	CSX CORP	09/28/07	02/15/08	9,639.64	8,515.49		1,124.15
	613		10/19/07		29,843.94	27,670.82		2,173.12
125006500	276	CSX CORP	10/19/07	02/26/08	14,604.26	12,458.64		2,145.62
125006600	21	CSX CORP	10/19/07	03/05/08	1,059.30	947.94		111.36
	413		10/24/07		20,832.84	18,336.00		2,496.84
125006700	728	CSX CORP	10/24/07	03/18/08	39,209.13	32,321.09		6,888.04
125006800	259	CSX CORP	10/24/07	03/26/08	14,742.97	11,498.85		3,244.12
	1,240		11/02/07		70,584.12	64,061.02		16,523.10
	449		11/29/07		25,558.28	18,448.51		7,109.77
125006900	307	CSX CORP	11/29/07	03/28/08	17,266.78	12,614.01		4,652.77
125007000	220	CSX CORP	11/29/07	03/28/08	12,373.58	9,039.36		3,334.22
125007100	117	CSX CORP	11/29/07	03/28/08	6,690.16	4,807.30		1,882.86
125007200	13	CHEVRON CORP	04/18/07	03/26/08	1,107.45	1,012.19		95.26
	466		05/10/07		39,697.96	36,561.10		3,136.86
	67		05/22/07		5,707.65	5,564.35		143.30
	199		09/28/07		16,952.55	18,640.07	(1,687.52)	
125007300	611	CHEVRON CORP	09/28/07	03/28/08	51,751.19	57,231.58	(5,480.39)	
	542		10/19/07		45,906.95	49,321.13	(3,414.18)	
125007400	78	CHEVRON CORP	10/19/07	09/26/08	6,656.65	7,097.88	(441.23)	
	22		10/24/07		1,877.52	1,959.05	(81.53)	
125007500	63	CITIGROUP INC	03/30/07	03/26/08	1,391.66	3,223.64	(1,831.98)	
	27		04/11/07		596.43	1,392.81	(796.38)	
	13		04/16/07		287.17	689.26	(402.09)	
	22		04/20/07		485.98	1,170.61	(684.63)	
	336		05/10/07		7,422.19	17,986.08	(10,563.89)	
	57		05/22/07		1,259.12	3,145.83	(1,886.71)	
	130		06/07/07		2,871.68	6,901.23	(4,029.55)	
	55		06/29/07		1,214.94	2,867.52	(1,652.58)	
	144		07/10/07		3,180.94	7,344.39	(4,163.45)	
	43		07/27/07		949.86	2,064.34	(1,114.48)	
	925		09/28/07		20,433.11	43,179.00	(22,745.89)	

2  
0  
8  
Y  
E  
A  
R  
E  
N  
D  
S  
U  
M  
M  
A  
R  
Y

Ref. 00009246 00081187

CITI GLOBAL IMPACT FUNDING  
Account Number 692-70297-17 643

Details of Short Term Gain (Loss) 2008 - continued

Reference number	Quantity	Security Description	Opening Trade Date	Closing Trade Date	Sale Proceeds	Cost	(Loss)	Gain
125007600	20	CITIGROUP INC	09/28/07	03/28/08	\$ 419.43	\$ 933.60	(\$ 514.17)	
	670		10/19/07		14,050.81	28,903.80	(14,852.99)	
	1,009		10/24/07		21,160.11	42,125.75	(20,965.64)	
125007700	662	CITIGROUP INC	11/29/07	11/21/08	2,328.97	21,256.82	(18,927.85)	
	1,114		12/31/07		3,919.14	32,174.21	(28,255.07)	
	663		03/19/08		2,332.49	14,045.59	(11,713.10)	
	223		06/04/08		784.53	4,739.55	(3,955.02)	
	144		06/10/08		506.60	2,902.84	(2,396.24)	
	288		09/26/08		1,013.21	5,524.50	(4,511.29)	
	573		10/06/08		2,015.86	10,140.72	(8,124.86)	
	144		10/10/08		506.61	1,909.44	(1,402.83)	
125007900	954	COMCAST CORP CL A	05/10/07	03/26/08	18,842.25	24,897.59	(6,055.34)	
	17		05/10/07		335.76	444.70	(108.94)	
	123		05/22/07		2,429.35	3,364.95	(935.60)	
	492		06/07/07		9,717.39	12,876.87	(3,159.48)	
	1,218		09/28/07		24,056.44	29,294.12	(5,237.68)	
125008000	827	COMCAST CORP CL A	09/28/07	03/28/08	15,837.70	19,890.18	(4,052.48)	
	1,535		10/19/07		29,396.46	36,145.41	(6,748.95)	
	842		10/24/07		16,124.96	19,631.23	(3,506.27)	
125008100	543	COMCAST CORP CL A	10/24/07	05/19/08	12,106.39	12,660.04	(553.65)	
125008300	437	CONOCOPHILLIPS	05/10/07	03/26/08	33,351.47	30,118.04		3,233.43
	56		05/22/07		4,273.87	4,298.00	(24.13)	
	401		09/28/07		30,603.99	35,253.31	(4,649.32)	
125008400	364	CONOCOPHILLIPS	09/28/07	03/28/08	27,544.16	32,000.52	(4,456.36)	
	570		10/19/07		43,132.33	49,270.80	(6,138.47)	
	298		10/24/07		22,549.89	24,027.71	(1,477.82)	
125008500	1,151	DEAN FOODS CO NEW	01/07/08	03/28/08	23,078.45	28,700.42	(5,621.97)	
	184		01/10/08		3,689.34	4,669.51	(980.17)	
125008600	1,614	DELL INC	12/26/07	03/26/08	32,508.83	40,202.64	(7,693.81)	
125008700	821	DELL INC	12/26/07	03/28/08	16,166.13	20,450.04	(4,283.91)	
	1,275		12/31/07		25,105.75	31,397.00	(6,291.25)	
125008800	206	DELL INC	12/31/07	11/14/08	2,195.24	5,072.77	(2,877.53)	
125008900	66	FEDERAL NATIONAL MORTGAGE ASSN	03/30/07	03/26/08	1,954.79	3,586.33	(1,631.54)	
	637		05/10/07		18,866.71	39,665.99	(20,799.28)	
	10		05/10/07		296.18	624.00	(327.82)	
	87		05/22/07		2,576.77	5,514.93	(2,938.16)	
	3		06/18/07		88.85	206.86	(118.01)	
	974		09/28/07		28,848.02	59,540.62	(30,692.60)	

2  
0  
0  
8  
  
Y  
E  
A  
R  
  
E  
N  
D  
  
S  
U  
M  
M  
A  
R  
Y

Ref 00009246 00081188

CITI GLOBAL IMPACT FUNDING

Account Number 692-70297-17 643

Details of Short Term Gain/(Loss) 2008 - continued

2  
0  
0  
8  
  
Y  
E  
A  
R  
  
E  
N  
D  
  
S  
U  
M  
M  
A  
R  
Y

Reference number	Quantity	Security Description	Opening Trade Date	Closing Trade Date	Sale Proceeds	Cost	(Loss)	Gain
125009000	136	FEDERAL NATIONAL MORTGAGE ASSN	09/28/07	03/28/08	\$ 3,617.71	\$ 8,313.68	(\$ 4,695.97)	
	835		10/19/07		22,211.67	48,830.80	(26,619.13)	
	1,320		10/24/07		35,113.07	72,639.60	(37,526.53)	
	312		10/26/07		8,299.45	17,831.92	(9,532.47)	
	96		11/02/07		2,553.68	5,042.78	(2,489.10)	
125009100	1,324	FEDERAL NATIONAL MORTGAGE ASSN	11/02/07	08/25/08	6,954.13	69,548.40	(62,594.27)	
	409		11/05/07		2,148.22	21,308.61	(19,160.39)	
125009200	105	FEDERAL NATIONAL MORTGAGE ASSN	11/08/07	08/27/08	647.45	5,171.24	(4,523.79)	
	365		11/14/07		2,250.65	17,821.34	(15,570.69)	
	48		11/19/07		295.97	1,812.82	(1,516.85)	
125009300	42	FEDERAL NATIONAL MORTGAGE ASSN	11/05/07	08/27/08	258.97	2,188.17	(1,929.20)	
	44		11/08/07		271.31	2,167.00	(1,895.69)	
125009400	227	FEDERAL NATIONAL MORTGAGE ASSN	11/19/07	08/28/08	1,621.56	8,573.11	(6,951.55)	
125009500	295	FEDERAL NATIONAL MORTGAGE ASSN	11/19/07	08/29/08	2,132.57	11,141.26	(9,008.69)	
	36		11/21/07		260.25	1,008.01	(747.76)	
	47		11/29/07		339.76	1,522.53	(1,182.77)	
125009600	767	FEDERAL NATIONAL MORTGAGE ASSN	11/29/07	09/03/08	5,954.72	24,846.43	(18,891.71)	
125009700	765	FEDERAL NATIONAL MORTGAGE ASSN	12/31/07	09/08/08	551.94	29,307.15	(28,755.21)	
	1,497		03/05/08		1,080.08	38,144.46	(37,064.38)	
	48		03/07/08		34.63	1,063.93	(1,029.30)	
	202		03/11/08		145.74	4,142.21	(3,996.47)	
	376		05/06/08		271.28	10,892.76	(10,621.48)	
	385		06/23/08		277.78	8,863.86	(8,586.08)	
	2,290		08/11/08		1,652.23	19,116.00	(17,463.77)	
	474		08/12/08		341.99	3,846.70	(3,504.71)	
125009800	427	FEDERAL NATIONAL MORTGAGE ASSN	11/29/07	09/08/08	423.15	13,832.37	(13,409.22)	
	20		12/31/07		19.82	766.20	(746.38)	
125009900	317	GAP INC DELAWARE	06/18/07	03/26/08	6,562.18	6,039.14		523.04
	311		06/20/07		6,437.97	6,014.37		423.60
	110		06/26/07		2,277.10	2,112.47		164.63
	540		07/25/07		11,178.47	9,643.81		1,534.66
	257		09/26/07		5,320.12	4,714.51		605.61
	924		09/28/07		19,127.60	17,084.76		2,042.84
125010000	504	GAP INC DELAWARE	09/28/07	03/28/08	9,843.57	9,318.96		524.61
	1,175		10/19/07		22,948.79	21,067.75		1,881.04
	493		10/24/07		9,628.72	8,775.40		853.32
125010100	568	GAP INC DELAWARE	10/24/07	09/23/08	10,471.36	10,110.40		360.96

Ref 00009246 00081189

CITI GLOBAL IMPACT FUNDING

Account Number 692-70297-17 643

Details of Short Term Gain/(Loss) 2008 - continued

2  
0  
0  
8  
  
Y  
E  
A  
R  
  
E  
N  
D  
  
S  
U  
M  
M  
A  
R  
Y

Reference number	Quantity	Security Description	Opening Trade Date	Closing Trade Date	Sale Proceeds	Cost	(Loss)	Gain
125010300	117	GENERAL ELECTRIC CO	04/27/07	03/26/08	\$ 4,334.94	\$ 4,293.14		\$ 41.80
	71		05/08/07		2,830.61	2,629.15		1.46
	6		05/10/07		222.30	221.34		.96
	334		05/10/07		12,374.96	12,371.23		3.73
	6		05/16/07		222.30	220.43		1.87
	39		05/22/07		1,444.98	1,452.75	(7.77)	
	161		06/07/07		5,965.18	5,967.55	(2.37)	
	154		09/04/07		5,705.82	6,009.53	(303.71)	
	80		09/10/07		2,964.06	3,095.58	(131.52)	
	318		09/26/07		11,782.15	13,106.08	(1,323.93)	
	896		09/28/07		33,197.53	36,896.83	(3,699.30)	
125010400	484	GENERAL ELECTRIC CO	09/28/07	03/28/08	17,796.34	19,930.88	(2,134.54)	
	965		10/19/07		35,482.37	38,542.10	(3,059.73)	
	236		10/23/07		8,677.55	9,544.97	(867.42)	
	576		10/24/07		21,179.11	22,809.60	(1,630.49)	
125010500	16	GENERAL MOTORS CORP	04/20/07	03/26/08	312.67	507.68	(195.01)	
	40		05/07/07		781.67	1,203.08	(421.41)	
	437		05/10/07		8,539.76	12,773.51	(4,233.75)	
	68		05/15/07		1,328.84	2,170.55	(841.71)	
	77		05/22/07		1,504.72	2,400.86	(896.14)	
	177		06/20/07		3,458.90	6,234.74	(2,775.84)	
125010600	49	GENERAL MOTORS CORP	06/20/07	03/28/08	921.68	1,726.00	(804.32)	
	13		07/11/07		244.53	485.04	(240.51)	
	144		08/17/07		2,708.61	4,475.84	(1,767.23)	
	1,250		09/28/07		23,512.24	46,408.00	(22,895.76)	
	1,000		10/19/07		18,809.79	38,549.00	(19,739.21)	
	299		10/24/07		5,624.12	11,388.91	(5,764.79)	
125010700	1,201	GENERAL MOTORS CORP	10/24/07	10/13/08	7,261.44	45,746.09	(38,484.65)	
	1,360		11/02/07		8,222.79	50,075.20	(41,852.41)	
	704		11/08/07		4,256.50	23,281.70	(19,025.20)	
	371		11/28/07		2,243.13	10,217.23	(7,974.10)	
	1,036		11/29/07		6,263.83	29,482.59	(23,218.76)	
	797		12/31/07		4,818.79	20,216.78	(15,397.99)	
	222		03/19/08		1,342.25	4,328.25	(2,986.00)	
	129		03/26/08		779.96	2,530.21	(1,750.25)	
	311		06/04/08		1,880.36	5,324.13	(3,443.77)	
	50		07/03/08		302.30	518.15	(215.85)	
125010800	94	HEWLETT PACKARD CO	09/28/07	02/21/08	4,432.05	4,679.32	(247.27)	

Ref 00009246 00C81190

CITI GLOBAL IMPACT FUNDING

Account Number 692-70297-17 643

Details of Short Term Gain/(Loss) 2008 - continued

Reference number	Quantity	Security Description	Opening Trade Date	Closing Trade Date	Sale Proceeds	Cost	(Loss)	Gain
125010900	623	HEWLETT PACKARD CO	09/28/07	03/26/08	\$ 29,481.53	\$ 31,012.94	(\$ 1,531.41)	
	434		10/19/07		20,537.69	22,737.26	(2,199.57)	
125011000	246	HEWLETT PACKARD CO	10/19/07	03/28/08	11,414.77	12,887.94	(1,473.17)	
	608		10/24/07		28,212.10	31,008.00	(2,795.90)	
125011100	261	HEWLETT PACKARD CO	10/24/07	08/11/08	12,034.48	13,311.00	(1,276.52)	
125011200	231	HEWLETT PACKARD CO	10/24/07	08/20/08	10,504.70	11,781.00	(1,276.30)	
	14		11/02/07		636.65	731.92	(95.27)	
125011300	113	HEWLETT PACKARD CO	11/02/07	08/27/08	5,296.11	5,907.64	(611.53)	
125011400	81	HEWLETT PACKARD CO	11/02/07	09/09/08	3,739.78	4,234.68	(494.90)	
125011500	935	HOME DEPOT INC	03/13/08	03/28/08	25,686.03	24,298.22		1,387.81
125011600	211	HOME DEPOT INC	03/13/08	09/08/08	6,332.20	5,483.34		848.86
125011700	18	HONEYWELL INTL INC	04/18/07	03/11/08	1,003.62	860.82		142.80
	215		05/10/07		11,987.70	12,175.45	(187.75)	
125011800	343	HONEYWELL INTL INC	05/10/07	03/26/08	19,023.29	19,424.09	(400.80)	
	101		05/22/07		5,601.61	5,806.49	(204.88)	
	990		09/28/07		54,906.87	58,994.10	(4,087.23)	
	196		10/19/07		10,870.45	11,467.96	(597.51)	
125011900	554	HONEYWELL INTL INC	10/19/07	03/28/08	30,968.31	32,414.54	(1,446.23)	
	664		10/24/07		37,117.26	38,501.44	(1,384.18)	
125012000	66	HONEYWELL INTL INC	10/24/07	04/18/08	4,022.56	3,826.95		195.61
125012200	9	INTL BUSINESS MACHINES CORP	04/18/07	03/26/08	1,045.10	851.49		193.61
	358		05/10/07		41,571.58	37,486.18		4,085.40
	61		05/22/07		7,083.42	6,503.21		580.21
	20		07/31/07		2,322.43	2,322.17		60.26
	11		09/26/07		1,277.34	1,295.74	(18.40)	
	669		09/28/07		77,685.43	78,739.36	(1,053.93)	
	279		10/19/07		32,397.96	31,786.47		611.49
125012400	216	INTL BUSINESS MACHINES CORP	10/19/07	03/28/08	24,779.68	24,608.88		170.80
	528		10/24/07		60,572.55	59,326.08		1,246.47
125012500	42	INTL BUSINESS MACHINES CORP	10/24/07	04/23/08	5,195.72	4,719.12		476.60
125012600	54	INTL BUSINESS MACHINES CORP	10/24/07	05/01/08	6,569.39	6,067.44		501.95
125012700	35	INTL BUSINESS MACHINES CORP	10/24/07	08/18/08	4,390.20	3,932.60		457.60
125012800	90	INTL BUSINESS MACHINES CORP	10/24/07	09/23/08	10,451.09	10,112.40		338.69
125012900	34	INTERPUBLIC GROUP OF COS INC	04/05/07	03/26/08	290.02	412.76	(122.74)	
	46		04/20/07		392.38	592.31	(199.93)	
	995		05/10/07		8,487.25	11,729.56	(3,242.31)	

2  
0  
0  
8  
  
Y  
E  
A  
R  
  
E  
N  
D  
  
S  
U  
M  
M  
A  
R  
Y

Ref 00009246 00081191

CITI GLOBAL IMPACT FUNDING  
Account Number 692-70297-17 643

Details of Short Term Gains (Loss) 2008 - continued

Reference number	Quantity	Security Description	Opening Trade Date	Closing Trade Date	Sale Proceeds	Cost	(Loss)	Gain
	92		05/15/07		\$ 784.75	\$ 1,077.38	(\$ 292.63)	
	145		05/22/07		1,236.84	1,686.35	(449.51)	
	353		06/20/07		3,011.06	4,138.25	(1,127.19)	
	142		06/21/07		1,211.25	1,649.53	(438.28)	
	876		09/28/07		7,472.18	9,040.32	(1,568.14)	
125013000	1,334	INTERPUBLIC GROUP OF COS INC	09/28/07	03/28/08	11,205.74	13,766.88	(2,561.14)	
	1,570		10/19/07		13,188.16	15,700.00	(2,511.84)	
	152		10/24/07		1,276.82	1,512.40	(235.58)	
125013400	487	JPMORGAN CHASE & CO	03/06/07	03/05/08	19,175.02	23,360.08	(4,185.06)	
	22		03/30/07		866.22	1,058.16	(191.94)	
	1,022		05/10/07		40,239.99	53,481.16	(13,241.17)	
	124		05/22/07		4,882.35	6,508.43	(1,626.08)	
	169		09/28/07		6,654.17	7,748.09	(1,093.92)	
125013500	1,236	JPMORGAN CHASE & CO	09/28/07	03/26/08	54,544.19	56,666.53	(2,022.34)	
	505		10/19/07		22,326.31	23,265.35	(939.04)	
125013600	245	JPMORGAN CHASE & CO	09/28/07	03/26/08	10,853.63	11,232.44	(378.81)	
125013700	765	JPMORGAN CHASE & CO	10/19/07	03/28/08	33,163.53	35,243.55	(2,080.02)	
	1,139		10/24/07		49,376.82	51,571.08	(2,194.26)	
125013800	100	JPMORGAN CHASE & CO	10/24/07	04/18/08	4,526.15	4,527.75		98.40
125013900	137	JPMORGAN CHASE & CO	10/24/07	05/01/08	6,583.89	6,203.02		380.87
125014000	14	KIMBERLY CLARK CORP	04/18/07	03/26/08	911.67	1,005.23	(93.56)	
	418		05/10/07		27,219.90	29,646.48	(2,426.58)	
	68		05/22/07		4,428.12	4,841.60	(413.48)	
	322		09/28/07		20,868.44	22,668.19	(1,699.75)	
125014100	433	KIMBERLY CLARK CORP	09/28/07	03/28/08	27,756.64	30,482.38	(2,725.74)	
	560		10/19/07		35,897.73	38,408.27	(2,510.54)	
	182		10/24/07		11,666.77	12,634.44	(967.67)	
125014400	88	KRAFT FOODS INC CLASS A	03/30/07	03/26/08	2,704.91	2,762.09	(57.18)	
	1,151		05/10/07		35,378.93	37,476.56	(2,097.63)	
	180		05/22/07		5,532.76	6,024.60	(491.84)	
	1,587		09/28/07		48,780.51	54,596.29	(5,815.78)	
125014500	468	KRAFT FOODS INC CLASS A	09/28/07	03/28/08	14,419.10	16,100.23	(1,681.13)	
	1,560		10/19/07		48,063.68	51,884.04	(3,820.36)	
	525		10/24/07		16,175.28	17,141.25	(965.97)	
125014700	689	LSI CORP	06/01/07	03/26/08	3,514.00	6,098.75	(2,584.75)	
	759		06/18/07		3,871.01	6,247.48	(2,376.47)	
	30		06/19/07		153.00	246.30	(93.30)	
	426		06/21/07		2,172.66	3,562.30	(1,389.64)	

2  
0  
0  
8  
  
Y  
E  
A  
R  
  
E  
N  
D  
  
S  
U  
M  
M  
A  
R  
Y

Ref 00009246 00081192

CITI GLOBAL IMPACT FUNDING

Account Number 692-70297-17 643

Details of Short Term Gain (Loss) 2008 continued

2  
0  
0  
8  
  
Y  
E  
A  
R  
  
E  
N  
D  
  
S  
U  
M  
M  
A  
R  
Y

Reference number	Quantity	Security Description	Opening Trade Date	Closing Trade Date	Sale Proceeds	Cost	(Loss)	Gain
	1,010		06/29/07		\$ 5,151.14	\$ 7,580.05	(\$ 2,428.91)	
	180		07/23/07		918.03	1,437.44	(519.41)	
	672		08/21/07		3,427.30	4,482.31	(1,055.01)	
	3,578		09/28/07		18,248.31	26,691.88	(8,443.57)	
125014800	502	LSI CORP	09/28/07	03/28/08	2,525.13	3,744.92	(1,219.79)	
	2,960		10/19/07		14,889.23	21,164.00	(6,274.77)	
	4,289		10/24/07		21,574.29	30,108.78	(8,534.49)	
125014900	32	LOUISIANA PACIFIC CORP	03/30/07	03/26/08	300.83	643.05	(342.22)	
	40		05/08/07		376.04	791.54	(415.50)	
	687		05/10/07		6,458.41	13,673.84	(7,215.43)	
	85		05/22/07		799.08	1,688.10	(889.02)	
	959		09/28/07		9,015.45	16,360.54	(7,345.09)	
125015000	196	LOUISIANA PACIFIC CORP	09/28/07	03/28/08	1,762.02	3,343.76	(1,581.74)	
	880		10/19/07		7,911.11	15,109.60	(7,198.49)	
	910		10/24/07		8,180.81	15,032.29	(6,851.48)	
125015200	1,151	MACYS INC	01/23/08	03/26/08	28,028.72	28,885.61	(856.89)	
	12		01/29/08		292.22	317.69	(25.47)	
125015300	368	MACYS INC	01/29/08	03/28/08	8,129.73	9,742.39	(1,612.66)	
	642		02/19/08		14,182.84	15,905.10	(1,722.26)	
125015400	592	MACYS INC	02/19/08	11/14/08	4,736.80	14,666.39	(9,929.59)	
125015500	489	MACYS INC	02/19/08	11/21/08	2,649.58	12,114.63	(9,465.05)	
125015600	521	MACYS INC	02/19/08	11/26/08	3,700.06	12,907.41	(9,207.35)	
125015700	67	MACYS INC	02/19/08	12/16/08	559.53	1,659.88	(1,100.35)	
	880		03/17/08		7,349.10	18,798.56	(11,449.46)	
125015900	755	MATTEL INC DE	05/10/07	03/26/08	16,028.47	22,098.10	(6,069.63)	
	108		05/22/07		2,292.81	3,134.16	(841.35)	
	95		09/26/07		2,016.83	2,241.91	(225.08)	
	687		09/28/07		14,584.85	16,068.11	(1,483.26)	
125015900	690	MATTEL INC DE	09/28/07	03/28/08	14,030.79	16,138.27	(2,107.48)	
	1,030		10/19/07		20,944.51	21,667.90	(723.39)	
	556		10/24/07		11,305.97	11,570.36	(264.39)	
125016000	843	MEADWESTVACO CORP	05/10/07	03/26/08	23,059.00	26,888.24	(3,829.24)	
	117		05/22/07		3,200.36	3,864.51	(664.15)	
	466		09/28/07		12,746.73	13,890.20	(1,143.47)	
125016100	989	MEADWESTVACO CORP	09/28/07	03/28/08	26,690.24	29,479.42	(2,789.18)	
	1,155		10/19/07		31,170.10	36,143.99	(4,973.89)	
	5		10/24/07		134.94	153.07	(18.13)	



Ref. 00009246 00381193

CITI GLOBAL IMPACT FUNDING

Account Number 692-70297-17 643

2  
0  
0  
8  
  
Y  
E  
A  
R  
  
E  
N  
D  
  
S  
U  
M  
M  
A  
R  
Y

Details of Short-Term Gain (Loss) 2008 - continued

Reference number	Quantity	Security Description	Opening Trade Date	Closing Trade Date	Sale Proceeds	Cost	(Loss)	Gain
125016200	58	MILLENNIUM PHARMACEUTICALS INC	05/10/07	01/07/08	\$ 855.82	\$ 628.62		\$ 227.20
	264		05/22/07		3,895.47	2,890.80		1,004.67
	371		09/28/07		5,474.32	3,750.44		1,723.88
125016300	866	MILLENNIUM PHARMACEUTICALS INC	09/28/07	03/04/08	11,866.23	8,754.39		3,111.84
125016400	1,953	MILLENNIUM PHARMACEUTICALS INC	09/28/07	03/26/08	29,491.93	19,742.88		9,749.05
	1,580		10/19/07		23,859.31	17,897.45		5,961.86
125016500	765	MILLENNIUM PHARMACEUTICALS INC	10/19/07	03/28/08	11,307.34	8,665.54		2,641.80
	3,079		10/24/07		45,510.19	34,258.49		11,251.70
125016600	541	MILLENNIUM PHARMACEUTICALS INC	10/24/07	04/11/08	13,161.53	6,019.44		7,142.09
	29		11/02/07		705.52	370.52		335.00
125016700	720	MILLENNIUM PHARMACEUTICALS INC	11/02/07	04/14/08	17,808.08	9,199.00		8,409.08
125016800	161	MILLENNIUM PHARMACEUTICALS INC	11/02/07	05/12/08	4,025.00	2,057.00		1,968.00
	3,639		11/02/07		90,975.00	45,092.67		45,882.33
	2,609		11/29/07		65,225.00	38,973.24		26,251.76
125016900	315	MOTOROLA INC DE	09/21/07	03/26/08	3,162.91	5,644.39	(2,481.48)	
	1,124		09/28/07		11,286.07	20,678.00	(9,391.93)	
	480		10/04/07		4,819.68	9,028.85	(4,209.17)	
	240		10/11/07		2,409.84	4,561.10	(2,151.26)	
	84		10/19/07		843.44	1,582.56	(739.12)	
125017000	681	MOTOROLA INC DE	10/19/07	03/28/08	6,333.98	12,830.04	(6,496.06)	
	1,150		10/24/07		10,696.15	20,930.00	(10,233.85)	
	1,300		11/02/07		12,091.30	23,309.00	(11,217.70)	
	530		11/05/07		4,829.52	9,465.64	(4,536.12)	
125017200	35	PFIZER INC	03/30/07	03/26/08	721.34	879.34	(158.00)	
	60		04/20/07		1,236.59	1,617.20	(380.61)	
	1,228		05/10/07		25,308.80	33,130.21	(7,821.41)	
	184		05/22/07		3,792.20	5,061.66	(1,269.46)	
	183		07/18/07		3,771.59	4,617.64	(846.05)	
	984		09/28/07		20,280.01	24,068.64	(3,788.63)	
125017300	1,321	PFIZER INC	09/28/07	03/28/08	27,080.33	32,311.66	(5,231.33)	
	1,700		10/19/07		34,849.79	41,565.00	(6,715.21)	
	571		10/24/07		11,705.43	13,566.96	(1,861.53)	
125017400	4,777	QWEST COMMUNICATIONS INTL	05/10/07	03/26/08	22,881.57	45,954.74	(23,073.17)	
	671		05/22/07		3,214.05	6,750.26	(3,536.21)	
	3,734		09/28/07		17,885.67	34,016.74	(16,131.07)	
125017500	4,331	QWEST COMMUNICATIONS INTL	09/28/07	03/28/08	20,009.00	39,455.41	(19,446.41)	
	5,945		10/19/07		27,465.59	51,364.80	(23,899.21)	
	1,924		10/24/07		8,888.78	15,622.88	(6,734.10)	

Ref 00009246 00CB1194

CITI GLOBAL IMPACT FUNDING

Account Number 692-70297-17 643

Details of Short Term Gain (Loss) 2008 - continued

Reference number	Quantity	Security Description	Opening Trade Date	Closing Trade Date	Sale Proceeds	Cost	(Loss)	Gain
125017600	1,877	QWEST COMMUNICATIONS INTL	10/24/07	04/04/08	\$ 8,625.33	\$ 15,241.24	(\$ 6,615.91)	
125017700	571	SARA LEE CORP	03/27/08	03/28/08	7,799.77	7,820.99	(21.22)	
125017800	544	SONY CORP SPON ADR-NEW	05/10/07	03/26/08	22,761.63	29,256.32	(6,494.69)	
	73		05/22/07		3,054.41	4,355.91	(1,301.50)	
	606		09/28/07		25,355.79	29,205.63	(3,849.84)	
125017900	369	SONY CORP SPON ADR-NEW	09/28/07	03/28/08	15,077.47	17,783.62	(2,706.15)	
	710		10/19/07		29,010.85	32,461.20	(3,450.35)	
	191		10/24/07		7,804.32	8,584.36	(780.04)	
125018000	155	SONY CORP SPON ADR-NEW	10/24/07	06/04/08	8,010.01	6,966.37		1,043.64
125018100	217	SONY CORP SPON ADR-NEW	10/24/07	06/05/08	11,257.91	9,752.91		1,505.00
125018200	3,348	TENET HEALTHCARE CORP	05/10/07	03/26/08	17,576.80	23,603.40	(6,026.60)	
	492		05/22/07		2,582.97	3,374.63	(791.66)	
	647		09/28/07		3,396.72	2,160.98		1,235.74
125018300	5,268	TENET HEALTHCARE CORP	09/28/07	03/28/08	29,199.15	17,595.12		11,604.03
	4,340		10/19/07		24,055.49	13,931.40		10,124.09
	2,973		10/24/07		16,478.56	9,632.52		6,846.04
125018400	41	TIME WARNER INC	03/30/07	03/26/08	590.39	808.98	(218.59)	
	1,791		05/10/07		25,790.12	38,323.82	(12,533.70)	
	266		05/22/07		3,830.36	5,779.46	(1,949.10)	
	418		06/20/07		6,019.13	9,153.95	(3,134.82)	
	1,196		09/28/07		17,222.21	21,838.96	(4,616.75)	
125018500	2,359	TIME WARNER INC	09/28/07	03/28/08	33,073.05	43,075.34	(10,002.29)	
	2,725		10/19/07		38,204.35	49,540.50	(11,336.15)	
	8		10/24/07		112.16	143.92	(31.76)	
125018600	27	TRAVELERS COMPANIES INC	04/23/07	03/26/08	1,293.02	1,455.32	(162.30)	
	638		05/10/07		30,553.48	35,945.94	(5,392.46)	
	104		05/22/07		4,980.51	5,791.76	(811.25)	
	315		09/28/07		15,085.18	15,790.95	(705.77)	
125018700	815	TRAVELERS COMPANIES INC	09/28/07	03/28/08	38,924.95	40,855.95	(1,931.00)	
	797		10/19/07		38,065.25	40,859.32	(2,794.07)	
125018800	38	UNITED STATES STEEL CORP NEW	11/03/08	12/18/08	1,460.58	1,439.52		21.06
125018900	360	WASTE MGMT INC DEL	05/10/07	03/26/08	12,337.75	13,870.80	(1,533.05)	
	62		05/22/07		2,124.83	2,426.06	(301.23)	
	185		09/28/07		6,340.23	7,021.60	(681.37)	
125019000	310	WASTE MGMT INC DEL	09/28/07	03/28/08	10,533.71	11,765.93	(1,232.22)	
	375		10/19/07		12,742.40	14,353.01	(1,610.61)	
	37		10/24/07		1,257.25	1,406.23	(148.98)	

2  
0  
0  
8  
Y  
E  
A  
R  
E  
N  
D  
S  
U  
M  
M  
A  
R  
Y

Ref 00009246 00081195

CITI GLOBAL IMPACT FUNDING

Account Number 692-70297-17 643

Details of Short-Term Gain (Loss) 2008 - continued

Reference number	Quantity	Security Description	Opening Trade Date	Closing Trade Date	Sale Proceeds	Cost	(Loss)	Gain	
125019100	757	WATSON PHARMACEUTICALS INC	05/10/07	03/26/08	\$ 21,940.49	\$ 23,376.16	(\$ 1,435.67)		
	109		05/22/07		3,159.20			3,379.00	(219.80)
	163		06/20/07		4,724.31			5,293.34	(569.03)
	307		09/28/07		8,897.93			9,973.75	(1,075.82)
125019200	1,223	WATSON PHARMACEUTICALS INC	09/28/07	03/28/08	35,878.63	39,732.58	(3,853.95)		
	945		10/19/07		27,723.07			28,935.90	(1,212.83)
125019300	100	WATSON PHARMACEUTICALS INC	10/19/07	09/26/08	2,886.30	3,082.00	(175.70)		
	144		10/24/07		4,156.28			4,262.40	(106.12)
125019400	653	WHOLE FOODS MKT INC	11/20/07	03/26/08	21,685.96	27,997.57	(6,311.61)		
125019500	276	WHOLE FOODS MKT INC	11/20/07	03/28/08	8,983.73	11,833.58	(2,849.85)		
	509		11/29/07		16,567.81			21,230.34	(4,662.53)
	260		12/20/07		8,462.93			10,687.43	(2,224.50)
125019600	86	WHOLE FOODS MKT INC	12/20/07	10/27/08	879.38	3,535.07	(2,655.69)		
	169		12/27/07		1,728.08			7,014.16	(5,286.08)
125019700	68	WHOLE FOODS MKT INC	12/27/07	10/28/08	692.52	2,822.26	(2,129.74)		
125019800	1,587	WHOLE FOODS MKT INC	12/27/07	11/11/08	14,890.89	65,866.69	(50,975.80)		
	187		01/09/08		1,754.63			6,524.15	(4,769.52)
	225		02/15/08		2,111.18			8,742.67	(6,631.49)
	202		05/14/08		1,895.38			5,951.00	(4,055.62)
<b>Total</b>					<b>\$ 6,020,559.06</b>	<b>\$ 7,645,950.42</b>	<b>(\$ 1,921,699.39)</b>	<b>\$ 296,308.03</b>	

Details of Long-Term Gain (Loss) 2008

This section shows your sales of securities during the year. The "Sale Proceeds" column excludes any accrued income you may have received. In addition, although cash in lieu less than \$20 is not included on Form 1099-B (if applicable), it is included in this section. Please note, this material is being prepared for informational purposes only and should not be used for tax preparation without the assistance of your tax advisor.

Reference number	Quantity	Security Description	Opening Trade Date	Closing Trade Date	Sale Proceeds	Cost	(Loss)	Gain	
125000100	20,2369	COVIDIEN LTD	01/24/07	03/26/08	\$ 886.77	\$ 796.98		\$ 89.79	
	1,499		02/06/07		65.69			62.09	3.60
	2,7482		03/05/07		120.43			105.82	14.61
	73,7021		03/06/07		3,229.60			2,820.90	408.70
	9,9935		03/19/07		437.91			397.83	40.08
125001400	20,2369	TYCO INTL LTD	01/24/07	03/26/08	909.11	979.47	(70.36)		
	1,499		02/06/07		67.34			76.30	(8.96)

2  
0  
0  
8  
  
Y  
E  
A  
R  
  
E  
N  
D  
  
S  
U  
M  
M  
A  
R  
Y

Ref 00009246 00081196

CITI GLOBAL IMPACT FUNDING

Account Number 692-70297-17 643

Details of Long-Term Gain (Loss) 2008 - continued

Reference number	Quantity	Security Description	Opening Trade Date	Closing Trade Date	Sale Proceeds	Cost	(Loss)	Gain
	2.7482		03/05/07		\$ 123.46	\$ 130.05	(\$ 6.59)	
	73.7021		03/06/07		3,310.96	3,466.82	(155.86)	
	9.9935		03/19/07		448.84	488.92	(39.98)	
125001600	20.2369	TYCO ELECTRONICS LTD	01/24/07	03/26/08	685.62	733.72	(48.10)	
	1.499		02/06/07		50.79	57.16	(6.37)	
	2.7482		03/05/07		93.11	97.42	(4.31)	
	73.7021		03/06/07		2,497.00	2,597.00	(100.00)	
	9.9935		03/19/07		338.58	366.25	(27.67)	
125001800	714.3009	FLEXTRONICS INTL LTD USD	03/06/07	03/26/08	7,028.64	6,542.59		486.05
125003200	620	AETNA INC NEW	11/02/07	11/04/08	15,867.14	33,572.69	(17,705.55)	
125003900	87	AMERICAN ELECTRIC POWER CO INC	01/24/07	03/26/08	3,604.61	3,729.69	(125.08)	
	8		02/06/07		331.46	359.99	(28.53)	
	287		03/06/07		11,891.08	13,026.93	(1,135.85)	
125004200	47	AMERICAN EXPRESS CO	01/24/07	03/26/08	2,159.63	2,744.33	(584.70)	
	148		03/06/07		6,800.54	8,211.04	(1,410.50)	
125004500	49	AMERICAN INTL GROUP INC	01/24/07	03/26/08	2,185.87	3,413.34	(1,227.47)	
	2		02/06/07		89.22	139.36	(50.14)	
	157		03/06/07		7,003.69	10,872.25	(3,868.56)	
125006100	135	BOSTON SCIENTIFIC CORP	01/24/07	03/26/08	1,720.03	2,385.45	(665.42)	
	7		02/06/07		89.19	122.52	(33.33)	
	426		03/06/07		5,427.65	6,671.16	(1,243.51)	
125007200	67	CHEVRON CORP	01/24/07	03/26/08	5,707.65	4,850.13		857.52
	4		02/06/07		340.76	292.52		48.24
	220		03/06/07		18,741.53	14,779.01		3,962.52
125007700	181	CITIGROUP INC	11/05/07	11/21/08	636.77	6,503.38	(5,866.61)	
125007800	91	CITIGROUP INC	10/24/07	11/21/08	320.14	3,799.25	(3,479.11)	
	910		11/02/07		3,201.45	33,806.50	(30,605.05)	
	355		11/05/07		1,248.92	12,755.26	(11,506.34)	
125007900	112	COMCAST CORP CL A	01/24/07	03/26/08	2,212.09	3,342.83	(1,130.74)	
	22		03/05/07		434.52	560.82	(126.30)	
	397		03/06/07		7,841.06	10,340.78	(2,499.72)	
125008200	434	COMCAST CORP CL A	10/24/07	12/08/08	7,024.42	10,118.71	(3,094.29)	
125008300	68	CONOCOPHILLIPS	01/24/07	03/26/08	5,189.70	4,437.68		752.02
	216		03/06/07		16,484.94	14,130.72		2,354.22
125008900	82	FEDERAL NATIONAL MORTGAGE ASSN	01/24/07	03/26/08	2,428.68	4,613.32	(2,184.64)	
	252		03/06/07		7,463.75	13,655.88	(6,192.13)	
125010700	352	GAP INC DELAWARE	10/24/07	11/06/08	4,647.25	6,265.60	(1,618.35)	

2008 YEAR END SUMMARY

Ref 00009246 00081197

CITI GLOBAL IMPACT FUNDING

Account Number 692-70297-17 643

Details of Long Term Gain (Loss) 2008 - continued

Reference number	Quantity	Security Description	Opening Trade Date	Closing Trade Date	Sale Proceeds	Cost	(Loss)	Gain
125010500	42	GENERAL MOTORS CORP	01/24/07	03/26/08	\$ 820.76	\$ 1,342.74	(\$ 521.98)	
	8		03/05/07		156.33	246.53	(90.20)	
	158		03/06/07		3,087.60	4,862.81	(1,775.21)	
125011700	87	HONEYWELL INTL INC	01/24/07	03/11/08	4,850.84	3,873.24		977.60
	267		03/06/07		14,887.06	12,320.37		2,566.69
125012100	45	INTL BUSINESS MACHINES CORP	01/24/07	03/11/08	5,168.49	4,363.20		805.29
125012200	133	INTL BUSINESS MACHINES CORP	03/06/07	03/26/08	15,444.19	12,383.63		3,060.56
125012300	7	INTL BUSINESS MACHINES CORP	01/24/07	03/26/08	814.02	678.72		135.30
	3		02/06/07		348.87	299.35		49.52
	40		03/06/07		4,651.54	3,724.40		927.14
125012900	109	INTERPUBLIC GROUP OF COS INC	01/24/07	03/26/08	929.76	1,467.14	(537.38)	
	334		03/06/07		2,848.99	4,134.92	(1,285.93)	
125013100	629	INTERPUBLIC GROUP OF COS INC	10/24/07	11/20/08	1,948.68	6,258.55	(4,309.87)	
125013200	943	INTERPUBLIC GROUP OF COS INC	10/24/07	11/24/08	3,811.39	9,382.85	(5,571.46)	
125013300	77	INTERPUBLIC GROUP OF COS INC	10/24/07	11/26/08	338.03	766.15	(428.12)	
125013400	43	JPMORGAN CHASE & CO	01/24/07	03/05/08	1,693.07	2,153.87	(460.80)	
	4		02/06/07		157.50	203.96	(46.46)	
	9		02/09/07		354.36	452.08	(97.72)	
125014000	62	KIMBERLY CLARK CORP	01/24/07	03/26/08	4,037.40	4,299.08	(261.68)	
	3		02/06/07		195.36	208.56	(13.20)	
	200		03/06/07		13,023.88	13,577.46	(553.58)	
125014200	159	KIMBERLY CLARK CORP	10/24/07	11/17/08	9,146.70	11,037.78	(1,891.08)	
125014300	155	KIMBERLY CLARK CORP	10/24/07	12/16/08	8,060.37	10,760.10	(2,699.73)	
125014400	140	KRAFT FOODS INC CLASS A	01/24/07	03/26/08	4,303.26	4,936.40	(633.14)	
	13		02/06/07		399.59	437.74	(38.15)	
	15		02/13/07		461.06	515.94	(54.88)	
	516		03/06/07		15,860.58	16,522.32	(661.74)	
125014000	415	KRAFT FOODS INC CLASS A	10/24/07	12/16/08	11,237.22	13,549.75	(2,312.53)	
125014900	40	LOUISIANA PACIFIC CORP	01/24/07	03/26/08	376.04	938.00	(561.96)	
	6		02/07/07		56.41	133.76	(77.35)	
	227		03/06/07		2,134.00	4,537.73	(2,403.73)	
	4		03/06/07		37.60	80.47	(42.87)	
	50		03/21/07		470.04	1,013.80	(543.76)	
125015100	173	LOUISIANA PACIFIC CORP	10/24/07	11/25/08	335.16	2,857.79	(2,522.63)	
125015600	75	MATTEL INC DE	01/24/07	03/26/08	1,592.23	1,796.05	(203.82)	
	400		03/06/07		8,491.91	10,744.00	(2,252.09)	

2008 YEAR END SUMMARY



Smith Barney Reserved  
Client Statement  
2008 Year End Summary

Ref 00009246 00081198

CITI GLOBAL IMPACT FUNDING

Account Number 692-70297-17 643

Details of Long Term Gain (Loss) 2008 *continued*

2  
0  
0  
8  
  
Y  
E  
A  
R  
  
E  
N  
D  
  
S  
U  
M  
M  
A  
R  
Y

Reference number	Quantity	Security Description	Opening Trade Date	Closing Trade Date	Sale Proceeds	Cost	(Loss)	Gain		
125016000	135	MEADWESTVACO CORP	01/24/07	03/26/08	\$ 3,692.72	\$ 4,031.10	(\$ 338.38)			
	419		03/06/07		11,461.11				12,491.40	(1,030.29)
125017100	57	MOTOROLA INC DE	11/05/07	12/19/08	291.80	1,196.60	(904.80)			
	559		11/14/07		2,434.54				9,505.96	(7,071.42)
	442		11/19/07		1,924.98				7,106.70	(5,181.72)
125017200	145	PFIZER INC	01/24/07	03/26/08	2,988.42	3,869.66	(881.24)			
	31		03/05/07		638.90				770.11	(131.21)
	542		03/06/07		11,170.50				13,516.13	(2,345.63)
125017400	332	QWEST COMMUNICATIONS INTL	01/24/07	03/26/08	1,590.26	2,848.56	(1,258.30)			
	20		02/06/07		95.80				162.38	(66.58)
	2		03/05/07		9.58				17.13	(7.55)
	2,429		03/06/07		11,634.78				20,476.47	(8,841.69)
125017800	32	SONY CORP SPON ADR-NEW	03/06/07	03/26/08	1,338.92	1,614.08	(275.16)			
125018200	483	TENET HEALTHCARE CORP	01/24/07	03/26/08	2,535.72	3,558.41	(1,022.69)			
	50		02/06/07		262.50				362.24	(99.74)
	1,627		03/06/07		8,541.65				10,412.80	(1,871.15)
	12		03/19/07		63.00				77.99	(14.99)
125018400	234	TIME WARNER INC	01/24/07	03/26/08	3,369.56	5,250.33	(1,880.77)			
	12		03/02/07		172.80				240.60	(67.80)
	26		03/05/07		374.40				513.24	(138.84)
	839		03/06/07		12,081.47				16,694.42	(4,612.95)
	32		03/19/07		460.79				628.54	(167.75)
125018600	97	TRAVELERS COMPANIES INC	01/24/07	03/26/08	4,645.28	4,986.77	(341.49)			
	298		03/06/07		14,271.06				15,342.05	(1,070.99)
125018900	98	WASTE MGMT INC DEL	03/06/07	03/26/08	3,358.61	3,294.76		63.85		
125019100	122	WATSON PHARMACEUTICALS INC	01/24/07	03/26/08	3,535.98	3,231.78		304.20		
	380		03/06/07		11,013.72				9,769.80	1,243.92
<b>Total</b>					<b>\$ 417,876.83</b>	<b>\$ 588,051.71</b>	<b>(\$ 169,328.30)</b>	<b>\$ 19,151.42</b>		

Ref 00009248 00C81207

CITI GLOBAL IMPACT FUNDING  
Account Number 692-72493-15 643

**Details of Earnings 2008:**

2  
0  
0  
8  
  
Y  
E  
A  
R  
  
E  
N  
D  
  
S  
U  
M  
M  
A  
R  
Y

**Dividends and Distributions, Section 1**

Amounts displayed for dividends include dividend reinvestments, money fund earnings, accrued dividends received and dividends exempt from Federal income tax.  
"Total dividends" includes both Qualified and non-qualified dividends received.  
"Total capital gain distributions" is a total of long term capital gain distributions, Unrecaptured Sec 1250 gain and Section 1202 gain.

Reference number	Description	Total dividends	Qualified dividends	Short term capital gains	Total capital gain distributions	Unrecaptured Sec. 1250 gain	Section 1202 gain	Alternative minimum tax
160000100	ANNALY CAPITAL MANAGEMENT INC	\$ 2,862.50						
160000200	HOST HOTELS & RESORTS INC	400.00						
160000300	WESTERN ASSET MONEY MARKET FUND CLASS A	90.00						
<b>Totals</b>		<b>\$ 3,352.50</b>						

**Details of Short Term Gain (Loss) 2008:**

This section shows your sales of securities during the year. The "Sale Proceeds" column excludes any accrued income you may have received. In addition, although cash in lieu less than \$20 is not included on Form 1099-B (if applicable), it is included in this section. Please note, this material is being prepared for informational purposes only and should not be used for tax preparation without the assistance of your tax advisor.

Reference number	Quantity	Security Description	Opening Trade Date	Closing Trade Date	Sale Proceeds	Cost	(Loss)	Gain
125000200	315	COSAN LTD CL A-BRL	01/03/08	12/30/08	\$ 1,090.14	\$ 3,858.85	(\$ 2,768.71)	
	685		01/04/08		2,370.63	8,289.53	(5,918.90)	
	1,167		01/07/08		4,038.73	14,330.64	(10,291.91)	
	663		06/18/08		2,294.50	8,354.86	(6,060.36)	
125000100	461	GLOBAL CROSSING LTD NEW	01/02/08	12/30/08	3,384.27	9,860.74	(6,476.47)	
	264		01/03/08		1,938.07	5,697.09	(3,759.02)	
125000400	737	INVESCO LTD	10/10/08	12/30/08	9,990.42	9,510.84		479.58
	206		10/30/08		2,792.44	3,048.82	(256.38)	
	170		11/21/08		2,304.43	1,514.34		790.09
	166		12/22/08		2,250.22	2,160.95		89.27
125000500	338	LAZARD LTD CLASS A	12/11/08	12/30/08	9,361.36	10,167.89	(806.53)	
125000600	334	RENAISSANCE RE HLDGS LTD	10/13/08	12/30/08	16,827.76	13,405.93		3,421.83
	237		10/16/08		11,940.65	8,653.32		3,287.33

Ref: 00009248 00081208

CITI GLOBAL IMPACT FUNDING

Account Number 692-72493-15 643

Details of Short Term Gain (Loss) 2008 - continued

Reference number	Quantity	Security Description	Opening Trade Date	Closing Trade Date	Sale Proceeds	Cost	(Loss)	Gain
125000700	1,744	SEAGATE TECHNOLOGY -USD	12/18/08	12/30/08	\$ 7,163.14	\$ 8,181.45	(\$ 1,028.31)	
125000800	407.5	SIGNET JEWELERS LTD-USD	02/01/08	12/30/08	3,342.78	11,430.86	(8,088.08)	
	100		02/05/08		820.31	2,533.60	(1,713.29)	
	270		02/22/08		2,214.85	6,998.45	(4,783.60)	
125000900	371	TYCO INTL LTD (NEW)	09/17/08	12/30/08	7,861.37	14,674.87	(6,813.50)	
125001000	334	TYCO ELECTRONICS LTD	03/17/08	12/30/08	5,267.55	10,456.24	(5,188.69)	
	241		11/21/08		3,800.83	3,267.98		532.85
	591		12/04/08		9,320.73	9,915.80	(595.07)	
	294		12/19/08		4,636.71	4,702.82	(66.11)	
125001100	414	UBS AG (NEW)	03/12/08	12/30/08	5,726.95	12,108.20	(6,381.25)	
	43		08/04/08		594.83	825.12	(230.29)	
	542		10/07/08		7,497.61	9,249.12	(1,751.51)	
125001200	3,209	FLEXTRONICS INTL LTD USD	01/07/08	12/30/08	7,926.17	36,246.61	(28,320.44)	
125001300	1,151	ADC TELECOMMUNICATIONS INC NEW	07/16/08	12/30/08	5,697.42	15,070.04	(9,372.62)	
	1,158		07/17/08		5,732.07	15,474.47	(9,742.40)	
	1,297		07/22/08		6,420.11	17,291.86	(10,871.75)	
	1,632		07/23/08		8,078.35	16,591.56	(8,513.21)	
125001500	813	ABBOTT LABORATORIES	04/28/08	12/30/08	42,983.06	42,177.30		805.76
125001700	657	ACERINOX SA UNSPON ADR	10/30/08	12/30/08	5,124.57	4,038.64		1,085.93
	605		11/03/08		4,718.97	3,799.22		919.75
125001900	930	AFFILIATED COMPUTER SVCS CL A	06/13/08	12/30/08	41,580.43	51,642.16	(10,061.73)	
125002100	421	ALCOA INC	01/11/08	12/30/08	4,467.63	13,322.58	(8,854.95)	
	398		01/15/08		4,223.55	12,537.32	(8,313.77)	
	379		01/23/08		4,021.93	10,642.85	(6,620.92)	
	264		04/08/08		2,801.55	9,898.15	(7,096.60)	
	252		06/23/08		2,674.21	9,504.15	(6,829.94)	
	45		07/10/08		477.54	1,569.72	(1,092.18)	
	270		09/17/08		2,865.22	7,040.01	(4,174.79)	
	4,550		11/13/08		48,284.32	46,176.13		2,108.19
125002200	17,2931	ALLEGHANY CORP DEL	01/03/08	12/30/08	4,709.98	6,697.60	(1,987.62)	
125002300	431	ALLERGAN INC	01/03/08	12/30/08	16,666.76	27,434.40	(10,767.64)	
	412		03/12/08		15,932.03	23,131.86	(7,199.83)	
	974		04/11/08		37,664.58	54,617.83	(16,953.25)	
125002400	350	ALLIANZ SE ADR	03/12/08	12/30/08	3,700.46	6,140.96	(2,440.50)	
	708		10/06/08		7,485.50	8,584.50	(1,099.00)	

2008 YEAR END SUMMARY



Ref 00009248 00031209

CITI GLOBAL IMPACT FUNDING

Account Number 692-72493-15 643

Details of Short-Term Gain (Loss) 2008 - continued

Reference number	Quantity	Security Description	Opening Trade Date	Closing Trade Date	Sale Proceeds	Cost	(Loss)	Gain
125002500	600	ALLSTATE CORP	11/13/08	12/30/08	\$ 18,826.40	\$ 15,261.54		\$ 3,564.86
125002600	1,825	ALTRIA GROUP INC	04/10/08	12/30/08	27,721.59	39,521.11	(11,799.52)	
	1,175		04/11/08		17,848.15	25,077.79	(7,229.64)	
	1,500		04/16/08		22,784.87	32,277.30	(9,492.43)	
125002700	550	AMAZON COM INC	01/23/08	12/30/08	27,635.25	38,723.85	(11,088.60)	
	1,614		02/26/08		81,096.91	114,040.56	(32,943.65)	
	1,140		03/11/08		57,280.35	74,708.42	(17,428.07)	
	690		03/12/08		34,669.68	45,871.13	(11,201.45)	
	685		04/11/08		34,418.45	49,531.25	(15,112.80)	
	482		10/06/08		24,218.54	30,248.30	(6,029.76)	
125002800	1,113	AMEREN CORP	01/03/08	12/30/08	35,798.11	59,523.80	(23,725.69)	
125002900	501	AMERICA MOVIL S.A.B DE CV	01/03/08	12/30/08	14,987.08	29,923.48	(14,936.40)	
	457	SER L SPONS ADR	03/12/08		13,670.85	27,271.89	(13,601.04)	
125003000	343	AMERICAN ELECTRIC POWER CO INC	06/04/08	12/30/08	10,922.42	14,764.09	(3,841.67)	
125003100	74	AMERICAN EXPRESS CO	04/25/08	12/30/08	1,331.77	3,539.90	(2,208.13)	
	129		06/04/08		2,321.60	5,913.39	(3,591.79)	
	128		11/14/08		2,303.60	2,557.53	(253.93)	
	156		11/21/08		2,807.52	2,682.75		124.77
125003200	402	AMERICAN FINL GROUP INC OHIO	11/14/08	12/30/08	8,898.54	8,569.23		329.31
	371		12/04/08		8,212.33	7,457.88		754.45
125003300	606	AMERISTAR CASINOS INC	01/02/08	12/30/08	4,741.07	16,446.54	(11,705.47)	
	431		01/03/08		3,371.95	11,387.02	(8,015.07)	
	971		04/14/08		7,596.67	16,532.73	(8,936.06)	
	73		04/14/08		571.12	1,242.93	(671.81)	
	567		10/03/08		4,435.96	6,487.78	(2,051.82)	
	210		10/06/08		1,642.96	2,298.20	(655.24)	
125003400	375	AMGEN INC	10/29/08	12/30/08	21,466.37	22,531.61	(1,065.24)	
125003500	183	ANADARKO PETROLEUM CORP	10/27/08	12/30/08	6,853.36	5,316.02		1,537.34
	124		11/03/08		4,643.81	3,994.35		649.46
	135		11/14/08		5,055.76	5,124.80	(69.04)	
	106		11/21/08		3,969.71	3,287.12		682.59
	77		11/21/08		2,883.66	2,387.82		495.84
	73		12/01/08		2,733.86	2,818.12	(84.26)	
	74		12/09/08		2,771.31	2,561.89		209.42
	58		12/12/08		2,172.10	2,134.08		38.02
	39		12/19/08		1,460.55	1,459.69		.86
	100		12/22/08		3,745.01	3,582.69		162.32
125003600	3,865	ANGLO AMERICAN PLC ADR	08/14/08	12/30/08	43,511.53	105,167.42	(61,655.89)	

2  
0  
0  
8  
  
Y  
E  
A  
R  
  
E  
N  
D  
  
S  
U  
M  
M  
A  
R  
Y

Ref. 00009248 00081210

CITI GLOBAL IMPACT FUNDING  
Account Number 692-72493-15 643

Details of Short-Term Gain (Loss) 2008 - continued

Reference number	Quantity	Security Description	Opening Trade Date	Closing Trade Date	Sale Proceeds	Cost	(Loss)	Gain	
125003700	1,625	ANNALY CAPITAL MANAGEMENT INC	07/08/08	12/30/08	\$ 24,137.13	\$ 24,840.24	(\$ 703.11)		
	1,129		07/16/08		16,769.73			16,100.78	668.95
	2,000		07/17/08		29,707.23			29,134.20	573.03
125003800	83	APACHE CORP	05/21/08	12/30/08	6,029.91	12,218.99	(6,189.08)		
125003900	647	APOLLO GROUP INC CL A	07/11/08	12/30/08	49,942.94	35,294.05		14,648.89	
125004000	185	APPLE INC	01/03/08	12/30/08	15,878.81	36,125.43	(20,246.62)		
	157		03/12/08		13,475.53			19,865.87	(6,390.34)
	235		04/18/08		20,170.38			37,905.83	(17,735.45)
	570		10/06/08		48,923.90			51,922.90	(2,999.00)
125004200	600	ASTORIA FINANCIAL CORP	07/07/08	12/30/08	9,516.43	11,450.10	(1,933.67)		
	718		07/31/08		11,387.99			16,129.94	(4,741.95)
	576		09/08/08		9,135.77			13,746.76	(4,610.99)
125004300	274	AUTOZONE INC	10/29/08	12/30/08	37,443.53	32,703.27		4,740.26	
125004400	276	AVON PRODUCTS INC	04/15/08	12/30/08	6,445.19	11,169.97	(4,724.78)		
125004500	1,350	AXA S.A.SPONS ADR	03/12/08	12/30/08	29,606.14	45,389.03	(15,782.89)		
	110		03/19/08		2,412.35			3,578.62	(1,166.27)
	397		03/25/08		8,706.40			13,748.27	(5,041.87)
125004800	500	BNP PARIBAS SPON ADR	03/12/08	12/30/08	10,554.95	23,316.05	(12,761.10)		
	242		04/29/08		5,108.59			13,126.44	(8,017.85)
	288		07/17/08		6,079.64			13,502.94	(7,423.30)
	2		08/04/08		42.22			93.80	(51.58)
125004900	460	BT GROUP PLC ADR-USD	02/25/08	12/30/08	9,109.47	21,533.57	(12,424.10)		
	2,030		02/29/08		40,200.47			91,973.01	(51,772.54)
	320		03/05/08		6,337.01			14,076.19	(7,739.18)
125005000	89	BALLY TECHNOLOGIES INC	01/02/08	12/30/08	2,049.25	4,367.23	(2,317.98)		
	1,140		02/26/08		26,248.81			49,270.46	(23,021.65)
	416		10/03/08		9,578.51			11,365.99	(1,787.48)
125005100	1,160	BANCO SANTANDER S.A	03/12/08	12/30/08	10,917.16	21,254.56	(10,337.40)		
	2,284		11/21/08		21,495.52			15,555.41	5,940.11
125005200	800	BANCORPSOUTH INC	10/13/08	12/30/08	17,565.42	19,003.28	(1,437.86)		
	420		10/23/08		9,221.85			8,517.56	704.29
	558		10/24/08		12,251.88			11,432.42	819.46
125005300	900	BANK OF AMERICA CORP	12/10/08	12/30/08	11,546.94	14,784.06	(3,237.12)		
	1,100		12/17/08		14,112.92			16,308.50	(2,195.58)
125005400	455	BARCLAYS PLC-ADR	04/02/08	12/30/08	3,934.36	18,142.40	(14,208.04)		
	222		04/03/08		1,919.62			8,630.23	(6,710.61)

2  
0  
0  
8  
  
Y  
E  
A  
R  
  
E  
N  
D  
  
S  
U  
M  
M  
A  
R  
Y

Ref 00009248 00081211

CITI GLOBAL IMPACT FUNDING

Account Number 692-72493-15 643

Details of Short Term Gain (Loss) 2008 - continued

Reference number	Quantity	Security Description	Opening Trade Date	Closing Trade Date	Sale Proceeds	Cost	(Loss)	Gain
	367		07/28/08		\$ 3,173.43	\$ 8,462.69	(\$ 5,289.26)	
	39		08/04/08		337.23	1,065.49	(728.26)	
125005500	26	BILL BARRETT CORP	01/02/08	12/30/08	530.81	1,097.72	(566.91)	
	283		01/03/08		5,777.67	12,519.89	(6,742.22)	
	415		08/19/08		8,472.55	16,066.31	(7,593.76)	
	308		09/18/08		6,288.06	10,304.11	(4,016.05)	
125005700	25	BELDEN INC	01/02/08	12/30/08	481.77	1,107.00	(625.23)	
	235		01/03/08		4,528.64	10,269.15	(5,740.51)	
	610		02/08/08		11,755.18	25,317.75	(13,562.57)	
	408		04/07/08		7,862.48	15,423.18	(7,560.70)	
125005900	179	BIO-RAD LABORATORIES INC CL A	07/23/08	12/30/08	12,610.80	14,727.62	(2,116.82)	
	196		07/24/08		13,808.48	16,552.45	(2,743.97)	
	121		10/14/08		8,524.62	10,551.67	(2,027.05)	
	124		12/18/08		8,735.97	8,607.97		128.00
125006100	1,354	H & R BLOCK INC	12/08/08	12/30/08	29,847.41	27,650.03		2,197.38
125006300	2,376	BOSTON SCIENTIFIC CORP	12/31/07	12/30/08	17,356.58	27,314.50	(9,957.92)	
	199		03/26/08		1,453.69	2,530.32	(1,076.63)	
	545		04/23/08		3,981.20	6,938.67	(2,957.47)	
	131		06/05/08		956.95	1,774.74	(817.79)	
	211		10/13/08		1,541.35	1,880.24	(338.89)	
125006400	1,042	BRASIL TELECOM PARTICIPACO SA SPONSORED ADR	04/03/08	12/30/08	39,373.20	79,876.28	(40,503.08)	
125006500	736	BRISTOL MYERS SQUIBB CO	07/22/08	12/30/08	16,657.72	15,941.02		716.70
	63		08/27/08		1,425.87	1,348.24		77.63
	261		09/12/08		5,907.15	5,775.23		131.92
	3,541		12/15/08		80,142.64	79,341.42		801.22
125006700	944	BROADCOM CORP CL A	01/03/08	12/30/08	16,147.31	24,883.93	(8,736.62)	
	488		03/12/08		8,347.35	8,607.59	(260.24)	
125006900	250	BUCYRUS INTERNATIONAL INC	10/06/08	12/30/08	4,404.15	8,058.85	(3,654.70)	
	551		10/07/08		9,706.75	19,084.22	(9,377.47)	
	320		10/10/08		5,637.31	8,784.51	(3,147.20)	
	382		11/05/08		6,729.54	10,269.80	(3,540.26)	
125006900	365	BURGER KING HOLDINGS INC	11/20/08	12/30/08	8,227.49	6,866.85		1,360.64
	360		12/05/08		8,114.78	7,574.62		540.16
	485		12/11/08		10,932.42	9,729.59		1,202.83
125007100	1,337	CLECO CORP	04/17/08	12/30/08	30,080.72	31,901.62	(1,820.90)	
	731		05/12/08		16,446.53	17,933.55	(1,487.02)	

2  
0  
0  
8  
  
Y  
E  
A  
R  
  
E  
N  
D  
  
S  
U  
M  
M  
A  
R  
Y

Ref 00009248 00081212

CITI GLOBAL IMPACT FUNDING

Account Number 692-72493-15 643

Details of Short-Term Gain (Loss) 2008 - continued

Reference number	Quantity	Security Description	Opening Trade Date	Closing Trade Date	Sale Proceeds	Cost	(Loss)	Gain
125007200	46	CME GROUP INC	01/03/08	12/30/08	\$ 8,881.30	\$ 30,934.78	(\$ 22,053.48)	
	48	CLASS A	03/12/08		9,267.44	23,840.06	(14,572.62)	
125007300	300	CRH PLC ADR-USD	03/12/08	12/30/08	7,620.98	11,556.36	(3,935.38)	
125007400	1,307	CVS CAREMARK CORP	10/10/08	12/30/08	36,866.60	38,787.05	(1,920.45)	
	162		10/15/08		4,569.54	4,501.45		68.09
125007500	210.1701	CADBURY PLC ADR	03/12/08	12/30/08	7,338.47	11,029.85	(3,691.38)	
125007700	600	CATERPILLAR INC	11/13/08	12/30/08	26,051.25	21,106.08		4,945.17
125007800	331	CENTRAL EUROPEAN DIST CORP	12/18/08	12/30/08	6,309.42	7,928.28	(1,618.86)	
125007900	600	CENTURY ALUMINUM COMPANY	10/01/08	12/30/08	5,580.03	15,987.30	(10,407.27)	
	399		10/02/08		3,710.72	9,544.24	(5,833.52)	
	1,030		10/06/08		9,579.05	18,177.34	(8,598.29)	
	918		10/27/08		8,537.43	9,051.85	(514.42)	
125008200	340	CHINA PETROLEUM&CHEM ADR	03/12/08	12/30/08	20,742.19	33,023.89	(12,281.70)	
125008300	281	CHIPOTLE MEXICAN GRILL	08/05/08	12/30/08	16,845.82	20,001.58	(3,155.76)	
	413		08/11/08		24,759.17	31,515.12	(6,755.95)	
125008400	279	CITY NATIONAL CORP	10/20/08	12/30/08	12,800.75	14,788.67	(1,987.92)	
	416		10/24/08		19,086.43	19,863.21	(776.78)	
	184		12/03/08		8,442.08	7,658.65		783.43
125008500	724	COACH INC	06/03/08	12/30/08	14,546.52	25,832.10	(11,285.58)	
125008700	39	COINSTAR INC	01/02/08	12/30/08	729.28	1,084.98	(355.70)	
	205		01/03/08		3,833.40	5,703.08	(1,869.68)	
	433		08/05/08		8,096.88	13,757.54	(5,660.66)	
	19		08/05/08		355.29	603.68	(248.39)	
125008900	207	COLLECTIVE BRANDS INC	01/03/08	12/30/08	2,130.39	3,417.36	(1,286.97)	
	199		05/01/08		2,048.06	2,585.55	(537.49)	
	817		05/02/08		8,408.35	10,746.90	(2,338.55)	
125009000	1,673	COLONIAL BANCGROUP INC	08/07/08	12/30/08	3,184.04	11,845.51	(8,661.47)	
	1,879		09/08/08		3,576.09	15,525.24	(11,949.15)	
	1,905		09/09/08		3,625.58	14,403.71	(10,778.13)	
	2,485		10/27/08		4,729.43	8,060.35	(3,330.92)	
	945		11/13/08		1,798.50	2,222.36	(423.86)	
3,191		11/14/08		6,073.08	7,586.92	(1,513.84)		
125009100	2,353	COMCAST CORP CL A	12/31/07	12/30/08	38,277.44	43,002.96	(4,725.52)	
	593		09/23/08		9,646.63	11,558.34	(1,911.71)	
125009200	370	COMMERZBANK A G SPONSORED ADR	03/12/08	12/30/08	3,440.98	11,021.04	(7,580.06)	

2  
0  
0  
8  
  
Y  
E  
A  
R  
  
E  
N  
D  
  
S  
U  
M  
M  
A  
R  
Y

Ref 00009248 00081213

CITI GLOBAL IMPACT FUNDING

Account Number 692-72493-15 643

2  
0  
0  
8  
  
Y  
E  
A  
R  
  
E  
N  
D  
  
S  
U  
M  
M  
A  
R  
Y

Details of Short Term Gain (Loss) 2008 - continued

Reference number	Quantity	Security Description	Opening Trade Date	Closing Trade Date	Sale Proceeds	Cost	(Loss)	Gain	
125009300	64	COMSTOCK RES INC NEW	01/02/08	12/30/08	\$ 2,937.29	\$ 2,183.04		\$ 754.25	
	229		01/03/08		10,509.99			7,980.08	2,529.91
	172		09/25/08		7,893.96			9,562.34	(1,668.38)
	606		10/06/08		27,812.46			22,090.22	5,722.24
125009400	714	CONOCOPHILLIPS	12/31/07	12/30/08	36,317.26	63,186.64	(26,869.38)		
125009500	688	CONSTELLATION BRANDS INC CL A	11/13/08	12/30/08	10,661.46	7,636.39		3,025.07	
	529		11/20/08		8,197.55			6,571.19	1,626.36
	549		12/05/08		8,507.47			7,383.78	1,123.69
125009600	422	CREDIT SUISSE GROUP ADR	10/06/08	12/30/08	11,409.33	19,476.65	(8,067.32)		
125009700	422	CURTISS-WRIGHT CORP	04/04/08	12/30/08	13,179.07	18,797.95		(5,618.88)	
	301		04/21/08		9,400.24			14,330.19	(4,929.95)
	375		04/23/08		11,711.26			17,593.01	(5,881.75)
	205		05/30/08		6,402.16			10,416.13	(4,013.97)
	125		06/02/08		3,903.75			6,355.84	(2,452.09)
125009900	7,410	DANSKE BAN A/S SPONS ADR	10/16/08	12/30/08	36,262.11	68,456.54	(32,194.43)		
125010000	756	DEAN FOODS CO NEW	01/10/08	12/30/08	13,397.08	19,185.62		(5,788.54)	
	135		01/11/08		2,392.33			3,416.86	(1,024.53)
	439		01/23/08		7,779.52			11,736.27	(3,956.75)
	347		02/13/08		6,149.19			8,692.73	(2,543.54)
	442		02/15/08		7,832.68			10,995.02	(3,162.34)
	661		03/26/08		11,713.58			13,338.32	(1,624.74)
	217		09/23/08		3,845.46			4,962.90	(1,117.44)
	528		09/23/08		9,356.69			12,075.62	(2,718.93)
	308		11/05/08		5,458.06			5,307.64	150.42
125010100	984	DELL INC	12/31/07	12/30/08	10,007.22	24,231.10		(14,223.88)	
	539		01/02/08		5,481.60			13,079.97	(7,598.37)
	1,840		01/03/08		18,712.69			43,663.20	(24,950.51)
	53		06/26/08		539.01			1,203.21	(664.20)
125010200	202	DENSO CORP ADR	10/30/08	12/30/08	13,099.62	15,271.40	(2,171.78)		
125010300	460	DENWAY MTRS LTD-HKD	12/12/08	12/30/08	7,129.96	6,860.21		269.75	
	317		12/15/08		4,913.47			4,881.61	31.86
	121		12/17/08		1,875.49			1,954.15	(78.66)
	528		12/18/08		8,183.95			8,993.53	(809.58)
125010400	586	DEUTSCHE BOERSE AG UNSPON ADR	10/30/08	12/30/08	4,238.40	4,414.92		(176.52)	
	538		12/02/08		3,891.22			3,414.26	476.96
125010500	4,385	DEUTSCHE LUFTHANSA AG SPONS ADR	03/25/08	12/30/08	69,721.10	114,362.12	(44,641.02)		
125010600	1,134	DEUTSCHE TELEKOM AG SP ADR	10/29/08	12/30/08	17,275.26	16,292.18		983.08	

Ref 00009248 00081214

CITI GLOBAL IMPACT FUNDING

Account Number 692-72493-15 643

Details of Short Term Gain/(Loss) 2008 - continued

Reference number	Quantity	Security Description	Opening Trade Date	Closing Trade Date	Sale Proceeds	Cost	(Loss)	Gain
125010700	500	DIAMOND OFFSHORE DRILLING INC	01/02/08	12/30/08	\$ 29,645.18	\$ 70,571.55	(\$ 40,926.37)	
	454		01/07/08		26,917.83	60,835.41	(33,917.58)	
125011200	340	ENCANA CORP-CAD	08/25/08	12/30/08	15,541.01	24,197.56	(8,656.55)	
	60		08/26/08		2,742.53	4,378.88	(1,636.35)	
	400		09/02/08		18,283.54	28,278.04	(9,994.50)	
	251		09/08/08		11,472.91	17,105.30	(5,632.39)	
125011300	3,398	EXPERIAN GROUP LTD ADR	10/06/08	12/30/08	20,897.58	19,489.23		1,408.35
125011500	239	FMC TECHNOLOGIES INC	01/03/08	12/30/08	5,491.23	13,851.15	(8,359.92)	
	1,133		01/23/08		26,031.66	50,006.83	(23,975.17)	
	807		07/14/08		18,541.53	57,120.70	(38,579.17)	
	800		11/06/08		18,380.71	27,308.64	(8,927.93)	
125011600	2,218	FAIRCHILD SEMICONDUCTOR INTL INC	10/01/08	12/30/08	10,232.91	19,470.93	(9,238.02)	
	61		10/01/08		281.43	535.49	(254.06)	
	648		10/02/08		2,989.60	5,496.14	(2,506.54)	
	1,702		10/21/08		7,852.30	9,711.10	(1,858.80)	
	823		11/24/08		3,796.97	2,904.61		892.36
	617		11/24/08		2,846.57	2,177.58		668.99
507	11/25/08	2,339.08	1,823.73		515.35			
125011700	495	FANUC LTD JAPAN-JPY	10/30/08	12/30/08	17,077.40	16,759.81		317.59
125011800	340	FEDEX CORP	10/10/08	12/30/08	21,016.98	22,497.43	(1,480.45)	
125011900	751	FINISAR CORP	01/02/08	12/30/08	281.02	1,095.71	(814.69)	
	5,030		01/03/08		1,882.21	7,972.55	(6,090.34)	
	14,695		05/16/08		5,498.84	22,237.94	(16,739.10)	
	10,442		09/19/08		3,907.39	12,543.97	(8,636.58)	
	3,752		09/23/08		1,403.99	4,745.53	(3,341.54)	
125012000	3,196 5343	FIRST HORIZON NATL CORP	08/25/08	12/30/08	31,292.93	31,606.19	(313.26)	
	1,334 4657		09/08/08		13,063.94	16,495.15	(3,431.21)	
	1,052		09/18/08		10,298.71	10,297.19		1.52
	1,970		09/29/08		19,285.60	16,551.98		2,733.62
125012100	763	FOSTERS GROUP LTD NEW SPONS ADR	10/06/08	12/30/08	2,880.31	3,385.35	(505.04)	
	922		10/07/08		3,480.53	3,940.35	(459.82)	
	3,045		10/09/08		11,494.81	12,436.69	(941.88)	
125012200	343	FOUNDATION COAL HOLDINGS INC	01/03/08	12/30/08	4,422.34	18,196.60	(13,774.26)	
	264		03/31/08		3,403.79	13,260.35	(9,856.56)	
	239		04/21/08		3,081.46	15,278.65	(12,197.19)	
	227		08/22/08		2,926.74	14,059.68	(11,132.94)	
125012300	1,313	GAP INC DELAWARE	01/24/08	12/30/08	17,061.81	23,881.76	(6,819.95)	
	185		04/09/08		2,403.99	3,471.58	(1,067.59)	

2  
0  
0  
8  
  
Y  
E  
A  
R  
  
E  
N  
D  
  
S  
U  
M  
M  
A  
R  
Y

Ref. 00009248 00381215

CITI GLOBAL IMPACT FUNDING

Account Number 692-72493-15 643

2  
0  
0  
8  
  
Y  
E  
A  
R  
  
E  
N  
D  
  
S  
U  
M  
M  
A  
R  
Y

Details of Short Term Gain (Loss) 2008 - continued

Reference number	Quantity	Security Description	Opening Trade Date	Closing Trade Date	Sale Proceeds	Cost	(Loss)	Gain
	353		04/11/08		\$ 4,587.07	\$ 6,364.10	(\$ 1,777.03)	
	469		05/05/08		6,094.43	8,534.44	(2,440.01)	
	98		05/28/08		1,273.46	1,777.51	(504.05)	
	471		07/16/08		6,120.42	7,119.49	(999.07)	
	156		11/20/08		2,027.15	1,590.14		437.01
125012400	5,723	GASCO ENERGY INC	01/03/08	12/30/08	1,831.35	12,533.37	(10,702.02)	
125012500	196	GAYLORD ENTERTAINMENT CO	01/02/08	12/30/08	1,974.49	7,674.85	(5,700.36)	
	207	NEW	01/03/08		2,085.31	7,970.97	(5,885.66)	
	471		04/17/08		4,744.83	14,735.71	(9,990.88)	
	1,023		11/17/08		10,305.63	8,659.29		1,646.34
125012600	126	GENERAL CABLE CORP	01/18/08	12/30/08	2,077.35	6,456.91	(4,379.56)	
	538		01/29/08		8,869.96	30,619.89	(21,749.93)	
	265		07/07/08		4,369.03	15,352.14	(10,983.11)	
	303		07/16/08		4,995.53	16,858.65	(11,863.12)	
	359		09/12/08		5,918.80	14,169.16	(8,250.36)	
	418		10/02/08		6,891.53	11,759.01	(4,867.48)	
	429		10/20/08		7,072.88	8,926.16	(1,853.28)	
	195		10/21/08		3,214.95	4,117.97	(803.02)	
	681		11/14/08		11,227.58	8,095.32		3,132.26
125012800	837	GENERAL ELECTRIC CO	12/31/07	12/30/08	13,086.51	31,027.00	(17,940.49)	
	246		05/16/08		3,846.21	7,894.04	(4,047.83)	
	1,200		09/17/08		18,762.01	28,059.24	(9,297.23)	
	22		09/17/08		343.97	513.90	(169.93)	
	1,300		09/18/08		20,325.53	29,706.17	(9,380.64)	
	1,000		09/22/08		15,635.01	26,850.50	(11,215.49)	
	1,200		09/24/08		18,762.01	28,866.60	(10,104.59)	
125012900	285	GENERAL MILLS INC	12/08/08	12/30/08	16,923.97	18,426.48	(1,502.51)	
125013000	332	GENZYME CORP	01/03/08	12/30/08	21,873.07	24,850.30	(2,977.23)	
	351		03/12/08		23,124.84	26,335.92	(3,211.08)	
125013200	553	GIVAUDAN SA-CHF	12/09/08	12/30/08	8,599.10	7,562.83		1,036.27
	561		12/10/08		8,723.50	7,677.34		1,046.16
125013400	785	GOLD FIELDS LTD SPONS ADR	05/22/08	12/30/08	7,566.65	11,124.63	(3,557.98)	
	160		05/23/08		1,542.25	2,269.58	(727.33)	
	678		06/18/08		6,535.27	7,357.45	(822.18)	
	447		12/11/08		4,308.65	4,161.79		146.86
125013600	344	GOODRICH PETE CORP NEW	06/05/08	12/30/08	10,023.93	17,740.01	(7,716.08)	
	312		06/17/08		9,091.47	19,650.54	(10,559.07)	
	229		07/08/08		6,672.91	15,115.03	(8,442.12)	
	479		09/15/08		13,957.74	18,531.12	(4,573.38)	

Ref 00009248 00081216

CITI GLOBAL IMPACT FUNDING  
Account Number 692-72493-15 643

Details of Short Term Gain (Loss) 2008 continued

2  
0  
0  
8  
  
Y  
E  
A  
R  
  
E  
N  
D  
  
S  
U  
M  
M  
A  
R  
Y

Reference number	Quantity	Security Description	Opening Trade Date	Closing Trade Date	Sale Proceeds	Cost	(Loss)	Gain
	164		09/25/08		\$ 4,778.85	\$ 7,713.92	(\$ 2,935.07)	
	873		10/06/08		25,438.64	25,214.16		224.48
125013700	80	GOOGLE INC	01/03/08	12/30/08	24,371.14	54,824.81	(30,453.67)	
	82	CLASS A	03/12/08		24,980.42	36,491.90	(11,511.48)	
125013800	1,035	GRUPO TELEVISIA SA DE CV	04/01/08	12/30/08	15,007.93	26,110.67	(11,102.74)	
	539	SPON ADR	08/05/08		7,815.73	12,183.88	(4,368.15)	
125013900	230	GUOCO GROUP LTD UNSPON ADR	12/12/08	12/30/08	2,644.98	2,687.78	(42.80)	
125014000	137	HAIN CELESTIAL GROUP INC	01/02/08	12/30/08	2,482.69	4,383.59	(1,900.90)	
	689		01/03/08		12,485.92	21,657.23	(9,171.31)	
	777		05/16/08		14,080.64	20,645.20	(6,564.56)	
125014100	40	HALLIBURTON CO HOLDINGS CO	01/25/08	12/30/08	688.40	1,344.79	(656.39)	
125014300	500	HARTFORD FINL SVCS GROUP INC	05/14/08	12/30/08	8,065.45	34,975.70	(26,910.25)	
	500		05/21/08		8,065.46	34,740.60	(26,675.14)	
	500		05/29/08		8,065.45	35,495.30	(27,429.85)	
	400		06/05/08		6,452.36	28,910.96	(22,458.60)	
125014400	273	HEALTHWAYS INC	02/12/08	12/30/08	3,078.22	12,629.63	(9,551.41)	
	1,843		02/26/08		20,780.81	57,188.66	(36,407.85)	
	530		05/05/08		5,976.03	18,093.62	(12,117.59)	
	606		05/30/08		6,832.98	19,524.59	(12,691.61)	
	543		07/07/08		6,122.62	15,273.12	(9,150.50)	
	424		10/14/08		4,780.83	5,439.71	(658.88)	
125014500	645	H J HEINZ CO	01/11/08	12/30/08	24,297.07	29,961.93	(5,664.86)	
125014600	76	HENKEL KGAA SPONS ADR	07/17/08	12/30/08	2,017.79	2,718.85	(701.06)	
	81		07/18/08		2,150.54	2,959.91	(809.37)	
	104		07/21/08		2,761.18	3,936.04	(1,174.86)	
	168		07/23/08		4,460.37	6,446.66	(1,986.29)	
	201		07/24/08		5,336.52	7,708.91	(2,372.39)	
	58		07/25/08		1,539.89	2,214.67	(674.78)	
	173		07/28/08		4,593.12	6,819.49	(2,226.37)	
	146		07/29/08		3,876.28	5,595.93	(1,719.65)	
	62		07/30/08		1,646.09	2,401.71	(755.62)	
	189		07/31/08		5,017.92	7,241.04	(2,223.12)	
	107		08/05/08		2,840.83	4,162.91	(1,322.08)	
	151		09/17/08		4,009.04	5,249.23	(1,240.19)	
125014700	1,507	JACK HENRY & ASSOCIATES INC	06/02/08	12/30/08	28,240.71	35,083.26	(6,842.55)	
	628		07/17/08		11,768.53	13,450.13	(1,681.60)	
125014900	139	HEXCEL CORP NEW	01/02/08	12/30/08	938.77	3,301.08	(2,362.31)	
	236		01/03/08		1,593.89	5,697.04	(4,103.15)	



Ref: 00009248 00081217

CITI GLOBAL IMPACT FUNDING  
Account Number 692-72493-15 643

Details of Short-Term Gain (Loss) 2008 continued

Reference number	Quantity	Security Description	Opening Trade Date	Closing Trade Date	Sale Proceeds	Cost	(Loss)	Gain
	1,313		01/16/08		\$ 8,867.69	\$ 26,495.29	(\$ 17,627.60)	
	856		09/24/08		5,774.47	13,964.89	(8,190.42)	
125015000	545	HOLOGIC INC	04/22/08	12/30/08	6,632.61	14,646.33	(8,013.72)	
	160		04/24/08		1,947.19	4,651.79	(2,704.60)	
	199		04/29/08		2,421.82	5,981.42	(3,559.60)	
	302		04/30/08		3,675.32	9,013.34	(5,338.02)	
	392		05/01/08		4,770.61	9,015.61	(4,245.00)	
	247		05/28/08		3,005.97	5,897.74	(2,891.77)	
	146		06/04/08		1,776.81	3,571.60	(1,794.79)	
	190		06/10/08		2,312.29	4,505.36	(2,193.07)	
	289		06/23/08		3,517.11	6,644.43	(3,127.32)	
	121		06/25/08		1,472.56	2,749.35	(1,276.79)	
	121		07/01/08		1,472.56	2,650.06	(1,177.50)	
	257		08/08/08		3,127.67	5,300.96	(2,173.29)	
	420		09/17/08		5,111.37	8,067.11	(2,955.74)	
	152		09/26/08		1,849.83	3,003.75	(1,153.92)	
125015100	1,327	HOME DEPOT INC	01/18/08	12/30/08	30,274.40	35,998.99	(5,724.59)	
	200		01/23/08		4,562.83	5,537.34	(974.51)	
	1,500		01/24/08		34,221.26	44,114.10	(9,892.84)	
	235		03/19/08		5,361.33	6,467.58	(1,106.25)	
	649		03/26/08		14,806.40	18,334.25	(3,527.85)	
	90		03/26/08		2,053.28	2,540.13	(486.85)	
	196		06/04/08		4,471.58	5,354.15	(882.57)	
125015300	1,000	HOST HOTELS & RESORTS INC	02/20/08	12/30/08	6,912.56	16,479.30	(9,566.74)	
	4,000		03/03/08		27,650.24	66,302.80	(38,652.56)	
	1,315		03/10/08		9,090.02	21,268.94	(12,178.92)	
	1,685		03/11/08		11,647.67	28,168.82	(16,521.15)	
125015400	673	HUANENG POWER INTL SP ADR	12/11/08	12/30/08	18,979.50	17,550.70		1,428.80
125015600	1,400	INFOSYS TECHNOLOGIE SP ADR	03/12/08	12/30/08	34,038.56	49,898.10	(15,859.54)	
125015800	183	INTEGRA LIFESCIENCES HOLDINGS	01/14/08	12/30/08	6,224.14	7,999.61	(1,775.47)	
	611	CORP	01/17/08		20,781.15	27,268.50	(6,487.35)	
	701		02/29/08		23,842.21	29,354.03	(5,511.82)	
125015900	400	INTEL CORP	01/31/08	12/30/08	5,848.05	8,410.08	(2,562.03)	
	5,900		02/04/08		86,258.69	125,954.97	(39,696.28)	
	782		08/12/08		11,432.93	15,771.69	(4,338.76)	
	974		09/17/08		14,239.99	18,538.34	(4,298.35)	
	868		09/24/08		12,690.26	16,278.47	(3,588.21)	
	724		09/26/08		10,584.97	13,547.49	(2,962.52)	
	456		10/08/08		6,666.78	7,586.70	(919.92)	

2008 YEAR END SUMMARY

Ref. 00009248 00081218

CITI GLOBAL IMPACT FUNDING

Account Number 692-72493-15 643

Details of Short-Term Gain (Loss) 2008 - continued

Reference number	Quantity	Security Description	Opening Trade Date	Closing Trade Date	Sale Proceeds	Cost	(Loss)	Gain
125016000	107	INTERCONTINENTALEXCHANGE INC	01/03/08	12/30/08	\$ 8,408.50	\$ 19,944.84	(\$ 11,536.34)	
	65		03/12/08		5,107.97	8,786.70	(3,678.73)	
	748		07/30/08		58,780.95	77,679.05	(18,898.10)	
	467		10/06/08		36,698.79	35,002.12		1,696.67
125016300	300	INTERPUBLIC GROUP OF COS INC	01/02/08	12/30/08	1,100.99	2,382.00	(1,281.01)	
125016400	35	INTUITIVE SURGICAL INC	01/03/08	12/30/08	4,316.27	11,379.05	(7,062.78)	
	48		03/12/08		5,919.46	13,017.15	(7,097.69)	
	320		11/06/08		39,463.07	56,176.32	(16,713.25)	
125016500	138	IRON MTN INC (DEL)	01/03/08	12/30/08	3,105.02	4,970.24	(1,865.22)	
125016700	99	JARDEN CORP	01/03/08	12/30/08	1,074.01	2,274.03	(1,200.02)	
	638		05/08/08		6,921.37	13,553.29	(6,631.92)	
	580		08/05/08		6,292.15	14,263.42	(7,971.27)	
	572		10/14/08		6,205.34	10,059.02	(3,853.68)	
125016800	375	JARDINE MATHESON HLDGS	03/31/08	12/30/08	6,846.00	11,878.84	(5,032.84)	
	115	LTD-USD-ADR	04/02/08		2,099.44	3,511.65	(1,412.21)	
	349		04/03/08		6,371.34	10,698.98	(4,327.64)	
125017000	561	KBR INC	12/09/08	12/30/08	8,442.67	8,182.35		260.32
	475		12/10/08		7,148.42	7,309.87	(161.45)	
	516		12/10/08		7,765.44	7,940.83	(175.39)	
125017100	293	KLA-TENCOR CORP	11/17/08	12/30/08	6,390.91	5,259.12		1,131.79
	477		11/21/08		10,404.31	7,398.32		3,005.99
	182		12/08/08		3,969.78	3,532.93		436.85
125017200	453	KANSAS CITY SOUTHERN INDS NEW	10/02/08	12/30/08	8,228.24	16,403.18	(8,174.94)	
125017300	478	KIMBERLY CLARK CORP	01/28/08	12/30/08	24,970.63	30,459.50	(5,488.87)	
	264		07/16/08		13,791.31	14,988.94	(1,197.63)	
125017400	695	KIRBY CORP	07/23/08	12/30/08	18,080.88	32,056.88	(13,976.00)	
	306		08/05/08		7,960.79	14,100.91	(6,140.12)	
	471		09/22/08		12,253.37	19,481.22	(7,227.85)	
	312		09/25/08		8,116.88	12,262.10	(4,145.22)	
	100		09/26/08		2,601.57	3,840.31	(1,238.74)	
125017700	7,797	LSI CORP	01/03/08	12/30/08	25,787.65	37,415.46	(11,627.81)	
	1,384		06/26/08		4,577.42	8,884.73	(4,307.31)	
	290		12/22/08		959.13	1,071.61	(112.48)	
125017900	62	LAS VEGAS SANDS CORP	01/03/08	12/30/08	355.31	6,032.05	(5,676.74)	
	852		02/11/08		4,882.61	77,415.79	(72,533.18)	
	426		03/12/08		2,441.31	33,938.40	(31,497.09)	
	1,519		04/17/08		8,705.04	102,804.55	(94,099.51)	
	1,518		11/06/08		8,699.31	14,056.79	(5,357.48)	

2  
0  
0  
8  
  
Y  
E  
A  
R  
  
E  
N  
D  
  
S  
U  
M  
M  
A  
R  
Y

Ref 00009248 00081219

CITI GLOBAL IMPACT FUNDING

Account Number 692-72493-15 643

Details of Short Term Gain (Loss) 2008 - continued

Reference number	Quantity	Security Description	Opening Trade Date	Closing Trade Date	Sale Proceeds	Cost	(Loss)	Gain
	4,678		11/13/08		\$ 26,814.26	\$ 25,796.73		\$ 1,017.53
	1,673		11/14/08		9,587.57	10,304.43	(716.86)	
	3,573		11/21/08		20,476.02	10,970.29		9,505.73
125018000	251	ESTEE LAUDER COS INC CL A	12/02/08	12/30/08	7,580.48	6,583.58		996.90
	154		12/09/08		4,650.97	4,391.23		259.74
	130		12/16/08		3,926.15	3,900.64		25.51
	73		12/19/08		2,204.68	2,163.94		40.74
125018100	146	LEAP WIRELESS INTERNATIONAL INC NEW	01/02/08	12/30/08	3,681.95	6,587.51	(2,905.56)	
	109		01/03/08		2,748.86	4,573.63	(1,824.77)	
	634		01/11/08		15,988.75	26,177.86	(10,189.11)	
	478		10/28/08		12,054.62	10,493.01		1,561.61
125018200	1,097	LENNAR CORP CLASS A	10/15/08	12/30/08	9,330.26	9,684.97	(354.71)	
	292		10/15/08		2,483.53	2,577.95	(94.42)	
	402		10/17/08		3,419.11	3,440.28	(21.17)	
	668		10/22/08		5,681.51	5,867.85	(186.34)	
	600		10/31/08		5,103.15	4,329.30		773.85
	149		11/03/08		1,267.28	1,187.17		80.11
	514		11/21/08		4,371.71	1,788.36		2,583.35
125018300	920	LIFE TIME FITNESS INC	06/17/08	12/30/08	11,193.76	33,287.26	(22,093.50)	
	690		07/02/08		8,395.32	20,358.11	(11,962.79)	
	472		07/22/08		5,742.88	16,057.72	(10,314.84)	
125018400	465	LINCOLN NATIONAL CORP -IND-	08/19/08	12/30/08	8,306.67	22,299.54	(13,992.87)	
	135		08/20/08		2,411.61	6,448.60	(4,036.99)	
	1,200		09/19/08		21,436.56	66,090.60	(44,654.04)	
	1,000		10/01/08		17,863.80	41,111.60	(23,247.80)	
	984		11/24/08		17,577.99	6,438.21		11,139.78
	919		11/25/08		16,416.83	8,266.41		8,150.42
	575		12/10/08		10,271.68	9,655.80		615.88
	2,125		12/11/08		37,960.57	36,833.48		1,127.09
125018700	470	MACQUARIE GROUP SPONS ADR	03/12/08	12/30/08	9,099.15	22,221.79	(13,122.64)	
125018800	72	MAGELLAN HEALTH SVCS INC-NEW	01/02/08	12/30/08	2,774.07	3,309.50	(535.43)	
	170		01/03/08		6,549.89	7,961.10	(1,411.21)	
	444		07/07/08		17,106.78	15,894.13		1,212.65
125018900	222	MAGNA INTERNATIONAL CL A	10/07/08	12/30/08	6,167.95	9,205.30	(3,037.35)	
	281		11/10/08		7,807.17	9,181.00	(1,373.83)	
	93		12/11/08		2,583.87	2,801.20	(217.33)	
125019000	336	MAKITA CORP ADR -USD-	12/08/08	12/30/08	7,339.17	5,895.05		1,444.12
	674	FORMERLY MAKITA ELEC WKS LTD	12/09/08		14,722.03	12,611.48		2,110.55

2  
0  
0  
8  
  
Y  
E  
A  
R  
  
E  
N  
D  
  
S  
U  
M  
M  
A  
R  
Y

Ref: 00009248 00081220

CITI GLOBAL IMPACT FUNDING

Account Number 692-72493-15 643

Details of Short Term Gain (Loss) 2008 - continued

Reference number	Quantity	Security Description	Opening Trade Date	Closing Trade Date	Sale Proceeds	Cost	(Loss)	Gain
125019100	278	MARATHON OIL CORP	12/19/08	12/30/08	\$ 7,333.27	\$ 7,252.35		\$ 80.92
125019200	10,250	MARKS & SPENCER GROUP PLC SPONSORED ADR	12/22/08	12/30/08	63,037.14	67,068.83	(4,031.69)	
125019300	74	MARTEK BIOSCIENCES CORP	01/02/08	12/30/08	2,213.25	2,185.22		28.03
	151		01/03/08		4,516.23	4,549.03	(32.80)	
125019400	170	MARVEL ENTERTAINMENT INC	01/02/08	12/30/08	5,175.69	4,397.90		777.79
	88		01/03/08		2,679.18	2,280.96		398.22
125019500	1,197	MATTEL INC DE	12/31/07	12/30/08	18,879.58	22,732.11	(3,852.53)	
	266		06/18/08		4,195.46	5,158.27	(962.81)	
	546		10/15/08		8,611.74	7,781.70		830.04
125019800	4,003	MEDIASET S P A SPONSORED ADR-USD	04/29/08	12/30/08	67,690.35	106,495.81	(38,805.46)	
125019900	558	MEDNAX INC	10/01/08	12/30/08	17,853.16	26,370.13	(8,516.97)	
	233		10/14/08		7,454.81	9,320.70	(1,865.89)	
125020000	290	MICROS SYSTEMS INC	01/02/08	12/30/08	4,541.52	9,859.60	(5,318.08)	
	170		01/03/08		2,662.27	5,722.20	(3,059.93)	
	598		05/07/08		9,364.93	18,185.06	(8,820.13)	
	563		11/05/08		8,816.81	9,536.60	(719.79)	
125020100	980	MICROSOFT CORP	03/12/08	12/30/08	18,835.49	28,508.20	(9,672.71)	
	1,000		10/21/08		19,219.89	24,327.30	(5,107.41)	
	276		11/03/08		5,304.71	6,285.51	(980.80)	
125020200	1,904	MINDRAY MED INTL LTD-CNY SPONS ADR REPSTG CL A	10/15/08	12/30/08	34,948.48	51,006.45	(16,057.97)	
	920		11/06/08		16,886.87	21,183.09	(4,296.22)	
125020400	1,290	MIZUHO FINL GROUP INC-JPY SPONS ADR	05/07/08	12/30/08	7,314.39	13,745.60	(6,431.21)	
	230		05/08/08		1,304.12	2,325.69	(1,021.57)	
	375		05/15/08		2,126.28	3,865.91	(1,739.63)	
	375		05/16/08		2,126.28	3,940.28	(1,814.00)	
	1,016		07/23/08		5,760.79	10,952.99	(5,192.20)	
	155		08/05/08		878.84	1,392.15	(513.31)	
125020500	1,035	MONSANTO CO NEW	10/10/08	12/30/08	71,585.37	80,417.33	(8,831.96)	
	530		12/05/08		36,657.25	37,781.47	(1,124.22)	
125020600	142	MOODYS CORPORATION	01/03/08	12/30/08	2,813.00	4,958.24	(2,145.24)	
	378		03/12/08		7,488.13	13,111.35	(5,623.22)	
125020700	1,637	MOTOROLA INC DE	12/31/07	12/30/08	6,695.29	26,330.98	(19,635.69)	
	1,176		01/24/08		4,809.81	11,976.50	(7,166.69)	
	771		09/12/08		3,153.37	6,321.81	(3,168.44)	
	1,147		10/15/08		4,691.21	6,140.24	(1,449.03)	

2  
0  
0  
8  
Y  
E  
A  
R  
E  
N  
D  
S  
U  
M  
M  
A  
R  
Y

Ref. 00009248 00081221

CITI GLOBAL IMPACT FUNDING

Account Number 692-72493-15 643

Details of Short Term Gain/(Loss) 2008 - continued

Reference number	Quantity	Security Description	Opening Trade Date	Closing Trade Date	Sale Proceeds	Cost	(Loss)	Gain
125020800	221	MTU AERO ENGINES HLDGS AG	11/03/08	12/30/08	\$ 2,939.28	\$ 2,282.29		\$ 656.99
	243	UNSPON ADR	10/30/08		3,231.88	2,459.35		772.53
	342		11/05/08		4,548.57	3,895.82		652.75
125020900	81	NBTY INC	01/02/08	12/30/08	1,226.00	2,187.81	(961.81)	
	86		01/03/08		1,301.68	2,279.86	(978.18)	
	1,063		01/08/08		16,089.37	27,292.53	(11,203.16)	
	1,181		01/10/08		17,875.39	28,934.03	(11,058.64)	
125021000	577	NII HLDGS INC CLASS B NEW	10/24/08	12/30/08	10,162.35	8,705.55		1,456.80
	577		10/24/08		10,162.36	8,705.55		1,456.81
	571		10/27/08		10,056.68	9,255.40		801.28
	475		11/14/08		8,365.89	8,163.78		202.11
125021100	462	NATIONAL OILWELL VARCO INC	01/03/08	12/30/08	11,058.00	35,162.22	(24,104.22)	
	458		03/12/08		10,862.26	28,061.29	(17,099.03)	
	166		04/18/08		3,873.22	12,429.12	(8,455.90)	
	960		10/07/08		22,877.66	33,164.35	(10,186.69)	
	749		11/06/08		17,827.37	21,383.58	(3,456.21)	
125021200	2,354	NEWALLIANCE BANCSHARES INC	03/13/08	12/30/08	29,758.16	29,691.95		66.21
	1,277		04/21/08		16,143.23	17,230.94	(1,087.71)	
125021300	974	NIDEC CORPORATION	03/24/08	12/30/08	9,307.88	15,542.32	(6,234.44)	
	488	SPON ADR	08/05/08		4,663.50	8,522.97	(3,859.47)	
125021500	1,055	NINTENDO CO LTD ADR NEW	10/30/08	12/30/08	49,236.57	41,526.91		7,709.66
125021600	2,050	NIPPON TEL & TEL SPON ADR	03/12/08	12/30/08	55,562.07	43,438.68		12,123.39
125021700	4,855	NIPPON YUSEN KABUSHIKI	11/19/08	12/30/08	58,259.67	46,321.56		11,938.11
	1,070	KAISHA-JPY SPONS ADR	12/17/08		12,839.93	13,043.30	(203.37)	
125021800	1,027	NOBEL BIO/CARE HOLDING AS	10/30/08	12/30/08	10,167.24	8,644.26		1,522.98
	340	UNSPON ADR	11/03/08		3,365.98	2,819.11		546.87
	527		10/30/08		5,217.27	4,435.76		781.51
	37		12/09/08		366.30	282.34		83.96
125021900	2,255	NOKIA CORP SPONSORED ADR	06/17/08	12/30/08	35,359.10	57,818.43	(22,459.33)	
125022000	476	NORFOLK SOUTHERN CORP	08/25/08	12/30/08	21,598.56	33,342.47	(11,743.91)	
125022100	5,255	NORSK HYDRO A S SPONS ADR	05/06/08	12/30/08	20,625.76	85,067.94	(64,442.18)	
125022400	807	ON SEMICONDUCTOR CORP	01/02/08	12/30/08	2,638.96	6,924.06	(4,285.10)	
	544		01/03/08		1,778.92	4,564.16	(2,785.24)	
	3,600		02/07/08		11,772.29	23,401.08	(11,628.79)	
	4,290		03/18/08		14,028.65	21,472.31	(7,443.66)	

2  
0  
0  
8  
  
Y  
E  
A  
R  
  
E  
N  
D  
  
S  
U  
M  
M  
A  
R  
Y

Ref: 00009248 00081222

CITI GLOBAL IMPACT FUNDING

Account Number 692-72493-15 643

Details of Short-Term Gain/(Loss) 2008 continued

2  
0  
0  
8  
  
Y  
E  
A  
R  
  
E  
N  
D  
  
S  
U  
M  
M  
A  
R  
Y

Reference number	Quantity	Security Description	Opening Trade Date	Closing Trade Date	Sale Proceeds	Cost	(Loss)	Gain
125022500	342	PMC SIERRA INC	01/02/08	12/30/08	\$ 1,624.18	\$ 2,188.80	(\$ 564.62)	
	1,058		01/03/08		5,024.52	6,834.68	(1,810.16)	
	5,415		01/18/08		25,716.24	27,830.93	(2,114.69)	
125022600	1,720	PAETEC HOLDING CORP	01/25/08	12/30/08	2,254.73	15,735.42	(13,480.69)	
	2,938		02/12/08		3,851.40	25,902.29	(22,050.89)	
	3,317		03/05/08		4,348.23	26,229.51	(21,881.28)	
	3,884		03/25/08		5,091.52	27,207.03	(22,115.51)	
	700		04/23/08		917.62	5,048.54	(4,130.92)	
1,349	04/24/08	1,768.39	10,306.36	(8,537.97)				
125022700	1,662	PATRIOT COAL CORP	09/17/08	12/30/08	10,551.31	54,285.08	(43,733.77)	
	396		09/18/08		2,514.03	12,656.79	(10,142.76)	
	433		09/19/08		2,748.93	14,924.51	(12,175.58)	
	527		10/02/08		3,345.69	11,989.04	(8,643.35)	
125022800	1,259	PFIZER INC	12/31/07	12/30/08	22,186.36	28,653.83	(6,467.47)	
125022900	333	PINNACLE ENTMT INC	01/02/08	12/30/08	2,284.50	7,678.95	(5,394.45)	
	412		01/03/08		2,826.47	9,105.20	(6,278.73)	
	611		04/02/08		4,191.68	8,627.26	(4,435.58)	
	285		04/16/08		1,955.20	3,712.10	(1,756.90)	
	1,104		04/18/08		7,573.84	15,686.29	(8,112.45)	
	1,209		06/12/08		8,294.18	14,946.75	(6,652.57)	
1,804	10/03/08	12,376.09	11,169.11		1,206.98			
125023100	1,117	PRIDE INTERNATIONAL INC (DEL)	12/03/08	12/30/08	17,093.35	15,588.96		1,504.39
125023300	105	PUBLICIS GROUPE ADR	03/31/08	12/30/08	2,677.48	3,999.41	(1,321.93)	
	110		04/01/08		2,804.98	4,273.76	(1,468.78)	
	112		04/02/08		2,855.98	4,405.08	(1,549.10)	
	397		08/05/08		10,123.44	13,305.18	(3,181.74)	
	373		12/08/08		9,511.46	8,862.14		649.32
125023500	670	RWE AG SPONS ADR -USD	03/12/08	12/30/08	60,643.84	83,020.44	(22,376.60)	
125023600	9,773	RF MICRO DEVICES INC	01/23/08	12/30/08	7,328.73	29,783.22	(22,454.49)	
	5,546		05/06/08		4,158.92	19,113.73	(14,954.81)	
	4,580		05/07/08		3,434.52	15,426.36	(11,991.84)	
	4,534		06/03/08		3,400.03	18,401.69	(15,001.66)	
	4,729		06/11/08		3,546.26	17,233.42	(13,687.16)	
	5,139		07/02/08		3,853.71	16,144.68	(12,290.97)	
125023800	1,687	REGAL ENTERTAINMENT GROUP CL A	07/11/08	12/30/08	16,044.80	25,410.94	(9,366.14)	
	1,322		07/15/08		12,573.34	20,232.81	(7,659.47)	
	823		10/28/08		7,827.43	8,841.82	(1,014.39)	

Ref 00009248 00081223

CITI GLOBAL IMPACT FUNDING

Account Number 692-72493-15 643

Details of Short Term Gain (Loss) 2008 - continued

Reference number	Quantity	Security Description	Opening Trade Date	Closing Trade Date	Sale Proceeds	Cost	(Loss)	Gain
	762		11/24/08		\$ 7,247.26	\$ 6,492.85		\$ 754.41
	838		12/08/08		7,970.09	8,630.73	(660.64)	
125024100	50	RICOH CO LTD ADR-NEW	03/12/08	12/30/08	3,088.04	3,849.00	(760.96)	
	104		10/30/08		6,423.13	5,437.78		985.35
	187		11/19/08		11,549.27	9,063.89		2,485.38
125024200	656	RIVERBED TECHNOLOGY INC	05/16/08	12/30/08	7,014.04	11,297.70	(4,283.66)	
	897		05/19/08		9,590.85	16,071.28	(6,480.43)	
	1,084		06/02/08		11,590.28	18,977.37	(7,387.09)	
	545		06/09/08		5,827.21	8,179.42	(2,352.21)	
	882		07/16/08		9,430.47	13,743.94	(4,313.47)	
125024300	2,296	ROLLS ROYCE GROUP PLC SPONSORED ADR	07/24/08	12/30/08	54,529.69	84,863.83	(30,334.14)	
125024500	756	RYANAIR HLDGS PLC SPON ADR	07/28/08	12/30/08	22,577.50	20,888.58		1,688.92
	9		08/04/08		268.78	212.94		55.84
	320		10/08/08		9,556.62	5,593.79		3,962.83
125024600	601	SBA COMMUNICATIONS CORP	01/02/08	12/30/08	9,288.76	19,724.76	(10,436.00)	
	282		01/03/08		4,358.45	9,112.24	(4,753.79)	
	625		09/23/08		9,659.70	17,327.06	(7,667.36)	
	552		10/01/08		8,531.44	13,811.59	(5,280.15)	
	643		10/10/08		9,937.90	8,611.31		1,326.59
	527		10/14/08		8,145.06	10,024.17	(1,879.11)	
125024700	1,128	SABMILLER PLC SPON ADR	03/31/08	12/30/08	19,195.52	24,932.18	(5,736.66)	
125024800	268	SALESFORCE.COM INC	01/03/08	12/30/08	8,246.23	16,217.91	(7,971.68)	
	451		03/12/08		13,877.06	26,389.14	(12,512.08)	
125024900	746	SANDRIDGE ENERGY INC	10/07/08	12/30/08	4,126.85	10,481.83	(6,354.98)	
	267		10/08/08		1,477.03	3,893.07	(2,416.04)	
125025100	1,263	SARA LEE CORP	03/27/08	12/30/08	11,954.73	17,299.31	(5,344.58)	
	319		04/01/08		3,019.44	4,496.43	(1,476.99)	
	496		04/11/08		4,694.81	6,943.26	(2,248.45)	
	293		04/23/08		2,773.35	4,055.82	(1,282.47)	
	873		06/02/08		8,263.25	11,952.68	(3,689.43)	
	260		06/04/08		2,460.99	3,563.79	(1,102.80)	
	707		09/12/08		6,692.00	10,011.47	(3,319.47)	
	343		09/23/08		3,246.61	4,521.08	(1,274.47)	
125025200	282	SAVVIS INC-NEW	01/02/08	12/30/08	1,664.38	7,669.55	(6,005.17)	
	260		01/03/08		1,534.54	6,840.60	(5,306.06)	
	1,161		01/18/08		6,852.30	25,814.37	(18,962.07)	
	301		04/04/08		1,776.52	5,792.05	(4,015.53)	

2  
0  
0  
8  
  
Y  
E  
A  
R  
  
E  
N  
D  
  
S  
U  
M  
M  
A  
R  
Y

Ref 00009248 00081224

CITI GLOBAL IMPACT FUNDING

Account Number 692-72493-15 643

Details of Short Term Gain (Loss) 2008 - continued

Reference number	Quantity	Security Description	Opening Trade Date	Closing Trade Date	Sale Proceeds	Cost	(Loss)	Gain
	616		04/07/08		\$ 3,635.67	\$ 11,930.13	(\$ 8,294.46)	
	439		04/28/08		2,591.01	8,693.96	(6,102.95)	
	1,170		06/16/08		6,905.42	18,529.29	(11,623.87)	
125025300	272	SCHLUMBERGER LTD	01/03/08	12/30/08	11,154.49	27,207.92	(16,053.43)	
	251		03/12/08		10,293.30	21,757.21	(11,463.91)	
125025400	760	SCIENTIFIC GAMES CORP CL A	12/11/08	12/30/08	12,907.84	12,495.31		412.53
	475		12/18/08		8,067.40	8,276.16	(208.76)	
125025500	261	SECHE ENVIRONMENT SA-EUR	12/15/08	12/30/08	3,210.28	2,943.87		266.41
	147		12/17/08		1,808.09	1,785.07		23.02
125025600	2	SECOM LTD ADR	08/05/08	12/30/08	204.01	187.25		16.76
125025700	118	SEVEN & I HLDGS CO LTD-JPY	12/08/08	12/30/08	7,852.86	7,402.40		450.46
	120		12/09/08		7,985.95	7,637.48		348.47
125025900	561	SOCIETE GENERALE SPON ADR	04/28/08	12/30/08	5,666.07	13,471.85	(7,805.78)	
	319		08/06/08		3,221.88	6,591.50	(3,369.62)	
	725		09/17/08		7,322.45	11,841.21	(4,518.76)	
	527		10/06/08		5,322.67	8,870.99	(3,548.32)	
125026100	579	STARBUCKS CORP	01/03/08	12/30/08	5,335.22	10,985.42	(5,650.20)	
	737		03/12/08		6,791.13	13,159.06	(6,367.93)	
125026300	1,015	STATOILHYDRO ASA SPONS ADR	04/29/08	12/30/08	16,533.04	36,281.07	(19,748.03)	
125026400	68	STRYKER CORP	01/03/08	12/30/08	2,662.27	5,012.27	(2,350.00)	
	106		03/12/08		4,150.01	6,576.60	(2,426.59)	
125026500	3,518	SUMITOMO MITSUI FINL GROUP	04/24/08	12/30/08	14,001.56	26,428.62	(12,427.06)	
	3,432	INC ADR	04/25/08		13,659.28	26,500.19	(12,840.91)	
	1,120		05/02/08		4,457.57	9,685.65	(5,228.08)	
	622		08/05/08		2,475.55	4,185.87	(1,710.32)	
125026600	318	SYMRISE AS UNSPON ADR	11/05/08	12/30/08	4,388.37	4,298.41		89.96
	1,013		12/04/08		13,979.32	11,563.90		2,415.42
125026700	1,784	THK CO LTD UNSPON ADR	10/30/08	12/30/08	8,919.95	12,831.96	(3,912.01)	
	615		11/19/08		3,074.98	3,087.30	(12.32)	
125026800	150	TALISMAN ENERGY INC	03/12/08	12/30/08	1,446.06	2,627.40	(1,181.34)	
125027000	571	TELEFONICA S A SPON ADR	07/02/08	12/30/08	38,406.61	46,672.05	(8,265.44)	
125027200	1,211	TELSTRA LTD SPONS ADR	10/07/08	12/30/08	15,599.04	19,126.05	(3,527.01)	
	1,206	FINAL INSTALMENT	10/30/08		15,534.64	16,987.23	(1,452.59)	
	282		12/16/08		3,632.48	3,280.22		352.26
125027300	482	TENET HEALTHCARE CORP	03/26/08	12/30/08	530.20	2,536.24	(2,006.04)	
	2,787		11/05/08		3,065.68	7,057.52	(3,991.84)	

2  
0  
8  
  
Y  
E  
A  
R  
  
E  
N  
D  
  
S  
U  
M  
M  
A  
R  
Y



Ref 00009248 00JB1225

CITI GLOBAL IMPACT FUNDING  
Account Number 692-72493-15 643

Details of Short-Term Gain/(Loss): 2008 - continued

2  
0  
0  
8  
  
Y  
E  
A  
R  
  
E  
N  
D  
  
S  
U  
M  
M  
A  
R  
Y

Reference number	Quantity	Security Description	Opening Trade Date	Closing Trade Date	Sale Proceeds	Cost	(Loss)	Gain
125027400	527	TERREMARK WORLDWIDE INC	01/02/08	12/30/08	\$ 1,835.64	\$ 3,307.16	(\$ 1,471.52)	
	766	NEW	01/03/08		2,668.10	4,556.42	(1,888.32)	
125027600	50	3M COMPANY	05/16/08	12/30/08	2,832.36	3,915.98	(1,083.62)	
	400		22,658.91		30,968.56	(8,309.65)		
	400		22,658.91		30,840.64	(8,181.73)		
	500		28,323.65		37,826.70	(9,503.05)		
125027900	655	TOMRA SYSTEMS A/S	03/31/08	12/30/08	2,023.94	5,005.31	(2,981.37)	
	655	SPONSORED ADR NEW	04/01/08		2,023.94	4,975.97	(2,952.03)	
	343		04/02/08		1,059.86	2,626.04	(1,566.18)	
	535		08/05/08		1,853.14	3,701.83	(2,048.69)	
	684		08/06/08		2,113.55	4,855.51	(2,741.96)	
	228		10/29/08		704.51	1,064.94	(360.43)	
125028000	700	TOTAL S.A SPONS ADR	01/03/08	12/30/08	38,513.85	59,642.45	(21,128.60)	
	125		01/08/08		6,877.47	10,702.08	(3,824.61)	
	475		01/09/08		26,134.40	41,128.64	(14,994.24)	
125028200	1,962	U S AIRWAYS GROUP INC	10/30/08	12/30/08	14,485.95	18,101.02	(3,615.07)	
	1,101		8,128.97		9,235.52	(1,106.55)		
	1,151		8,498.13		8,205.25		292.88	
125028300	89	UNILEVER NV NY SHS-NEW	03/18/08	12/30/08	2,180.71	2,864.33	(683.62)	
	672		16,465.58		22,625.90	(6,160.32)		
125028500	172	UNITED STATES STEEL CORP NEW	11/03/08	12/30/08	6,436.56	6,515.74	(79.18)	
	118		4,415.78		4,028.90		386.88	
	92		3,442.81		2,976.06		466.75	
	120		4,490.63		3,635.18		855.45	
	103		3,854.46		2,376.64		1,477.82	
	162		6,062.34		4,359.45		1,702.89	
	49		1,833.67		1,317.15		516.52	
125028700	148	VCA ANTECH INC	04/24/08	12/30/08	2,746.63	4,484.15	(1,737.52)	
	477		8,852.30		15,065.71	(6,213.41)		
	581		10,782.37		18,354.31	(7,571.94)		
	473		8,778.07		14,972.86	(6,194.79)		
125028900	259	VALERO ENERGY CORP-NEW	06/19/08	12/30/08	5,494.89	11,329.67	(5,834.78)	
	132		2,800.48		5,680.13	(2,879.65)		
	65		1,379.03		2,781.73	(1,402.70)		
	107		2,270.09		4,427.42	(2,157.33)		
	66		1,400.24		2,651.01	(1,250.77)		
	58		1,230.52		2,086.50	(855.98)		
	198		4,200.72		6,625.32	(2,424.60)		
			3,394.52		5,414.16	(2,019.64)		
	160							

Ref 00009248 00081226

CITI GLOBAL IMPACT FUNDING

Account Number 692-72493-15 643

Details of Short Term Gain (Loss) 2008 continued

Reference number	Quantity	Security Description	Opening Trade Date	Closing Trade Date	Sale Proceeds	Cost	(Loss)	Gain
	160		09/05/08		\$ 3,394.52	\$ 5,289.92	(\$ 1,895.40)	
	86		09/10/08		1,824.56	2,587.96	(763.40)	
	62		09/17/08		1,315.38	2,017.73	(702.35)	
	338		09/24/08		7,170.93	11,374.31	(4,203.38)	
	46		09/30/08		975.93	1,409.55	(433.62)	
125029000	1,800	VALEO SPONS ADR -USD-	02/20/08	12/30/08	13,103.93	33,582.60	(20,478.67)	
	1,050		03/12/08		7,643.96	19,845.63	(12,201.67)	
125029100	350	VALUECLICK INC	01/02/08	12/30/08	2,261.65	7,661.50	(5,399.85)	
	311		01/03/08		2,009.64	6,841.38	(4,831.74)	
	1,539		07/29/08		9,944.81	17,390.70	(7,445.89)	
125029200	48	VARIAN MEDICAL SYSTEMS INC	01/03/08	12/30/08	1,652.40	2,510.81	(858.41)	
	186		03/12/08		6,403.03	8,848.39	(2,445.36)	
	323		10/29/08		11,119.25	14,039.04	(2,919.79)	
125029400	3,456	VISA INC COM CL A	03/20/08	12/30/08	174,556.39	211,543.14	(36,986.75)	
	88		04/08/08		4,444.72	5,896.35	(1,451.63)	
125029600	1,219	WADDELL & REED FINL INC CL A	09/23/08	12/30/08	17,370.89	30,091.87	(12,720.98)	
	640		09/29/08		9,120.08	14,474.69	(5,354.61)	
	519		10/01/08		7,395.81	12,310.11	(4,914.30)	
	161		10/13/08		2,294.27	2,578.69	(284.42)	
	510		10/15/08		7,267.56	8,122.41	(854.85)	
125029700	1,089	WAL-MART STORES INC	05/27/08	12/30/08	59,536.49	61,293.39	(1,756.90)	
125029800	672	WARNACO GROUP INC	10/13/08	12/30/08	12,321.92	22,286.81	(9,964.89)	
	138		10/14/08		2,530.40	4,650.14	(2,119.74)	
	282		10/20/08		5,170.81	8,097.49	(2,926.68)	
	434		10/28/08		7,957.91	10,400.20	(2,442.29)	
	567		11/06/08		10,396.62	9,314.85		1,081.77
125029900	575	WASTE MGMT INC DEL	01/23/08	12/30/08	18,597.75	16,491.92		2,105.83
	1,170		01/31/08		37,842.38	37,864.94	(22.56)	
	530		02/05/08		17,142.28	17,402.18	(259.90)	
	1,600		02/07/08		51,750.27	51,406.40		343.87
	221		09/17/08		7,148.01	7,540.01	(392.00)	
125030100	1,500	WELLS FARGO & CO NEW	07/16/08	12/30/08	42,538.57	37,710.00		4,828.57
	600		07/17/08		17,015.42	15,802.80		1,212.62
	1,100		07/18/08		31,194.94	30,408.62		786.32
	1,175		07/21/08		33,321.87	33,324.65	(2.78)	
125030200	60	WHEELLOCK & CO LTD-HKD	12/09/08	12/30/08	1,289.99	1,159.35		130.64
	97		12/15/08		2,085.49	1,910.18		175.31
	58		12/11/08		1,246.99	1,157.27		89.72

2  
0  
8  
  
Y  
E  
A  
R  
  
E  
N  
D  
  
S  
U  
M  
M  
A  
R  
Y

Ref 00009248 0081227

CITI GLOBAL IMPACT FUNDING

Account Number 692-72493-15 643

Details of Short Term Gain (Loss) 2008 - continued

2  
0  
8  
Y  
E  
A  
R  
E  
N  
D  
S  
U  
M  
M  
A  
R  
Y

Reference number	Quantity	Security Description	Opening Trade Date	Closing Trade Date	Sale Proceeds	Cost	(Loss)	Gain
	93		12/18/08		\$ 1,999.49	\$ 1,995.27		\$ 4.22
	78		12/19/08		1,676.99	1,661.59		15.40
	51		12/22/08		1,096.49	1,133.06	(36.57)	
125030300	51	WHEELOCK & CO LTD-HKD	12/09/08	12/31/08	1,083.74	985.44		98.30
125030400	545	WHIRLPOOL CORP	01/02/08	12/30/08	21,859.17	43,492.64	(21,633.47)	
	355		01/03/08		14,238.55	28,294.60	(14,056.05)	
125030500	488	WHITING PETROLEUM CORP NEW	10/06/08	12/30/08	15,121.28	22,884.27	(7,762.99)	
	202		10/07/08		6,259.22	9,732.74	(3,473.52)	
125030600	983	WHITNEY HOLDING CORP	10/16/08	12/30/08	14,585.47	18,110.30	(3,524.83)	
	551		10/20/08		8,175.58	10,309.21	(2,133.63)	
	538		10/24/08		7,982.70	8,948.12	(965.42)	
	445		10/31/08		6,602.78	8,463.23	(1,860.45)	
	445		12/04/08		6,602.78	7,540.12	(937.34)	
125030900	2,400	XEROX CORP	06/23/08	12/30/08	18,240.62	32,800.08	(14,559.46)	
	690		06/26/08		5,244.18	9,399.66	(4,155.48)	
	1,400		06/27/08		10,640.36	18,827.62	(8,187.26)	
	2,500		07/07/08		19,000.64	33,669.25	(14,668.61)	
	1,810		07/15/08		13,756.47	23,887.48	(10,131.01)	
	490		07/16/08		3,724.12	6,450.26	(2,726.14)	
125031000	910	YUM BRANDS INC	03/10/08	12/30/08	27,766.22	32,043.83	(4,277.61)	
125031100	490	ZHEJIANG EXPWY CO LTD	12/08/08	12/30/08	8,084.95	8,503.17	(418.22)	
	280	SPON ADR	12/15/08		4,619.97	4,864.55	(244.58)	
	316		12/16/08		5,213.97	5,785.08	(571.11)	
<b>Total</b>					<b>\$ 8,090,302.58</b>	<b>\$ 12,252,540.40</b>	<b>(\$ 4,385,316.55)</b>	<b>\$ 223,078.73</b>

Details of Long Term Gain (Loss) 2008

This section shows your sales of securities during the year. The "Sale Proceeds" column excludes any accrued income you may have received. In addition, although cash in lieu less than \$20 is not included on Form 1099-B (if applicable), it is included in this section. Please note, this material is being prepared for informational purposes only and should not be used for tax preparation without the assistance of your tax advisor.

Reference number	Quantity	Security Description	Opening Trade Date	Closing Trade Date	Sale Proceeds	Cost	(Loss)	Gain
125000100	300	ACCENTURE LTD	10/24/07	12/30/08	\$ 9,696.69	\$ 11,655.00	(\$ 1,958.31)	
	1,125		11/02/07		36,362.61	42,660.00	(6,297.39)	

Ref 00009248 00081228

CITI GLOBAL IMPACT FUNDING

Account Number 692-72493-15 643

Details of Long Term Gain/Loss: 2008 - continued

2  
0  
0  
8  
  
Y  
E  
A  
R  
  
E  
N  
D  
  
S  
U  
M  
M  
A  
R  
Y

Reference number	Quantity	Security Description	Opening Trade Date	Closing Trade Date	Sale Proceeds	Cost	(Loss)	Gain
125000300	172	GLOBAL CROSSING LTD NEW	09/24/07	12/30/08	\$ 1,262.68	\$ 3,525.66	(\$ 2,262.98)	
	946		09/28/07		6,944.74	20,096.76	(13,152.02)	
	350		10/19/07		2,569.41	7,839.97	(5,270.56)	
	564		10/24/07		4,140.41	12,306.42	(8,166.01)	
	948		11/02/07		6,959.42	19,145.08	(12,185.66)	
	535		11/06/07		3,927.52	12,085.63	(8,158.11)	
	113		11/29/07		829.54	2,194.45	(1,364.91)	
125000800	88	SIGNET JEWELERS LTD-USD	11/16/06	12/30/08	721.88	4,275.64	(3,553.76)	
	277.6		11/17/06		2,276.37	13,364.18	(11,087.81)	
	75		10/24/07		615.24	2,905.50	(2,290.26)	
	365		11/02/07		2,994.15	13,760.50	(10,766.35)	
	135		11/06/07		1,107.43	5,102.33	(3,994.90)	
	580		12/18/07		4,757.83	15,512.68	(10,754.85)	
125000900	571	TYCO INTL LTD (NEW)	11/05/07	12/30/08	12,099.31	23,583.38	(11,484.07)	
	359		11/29/07		7,607.10	14,169.73	(6,562.63)	
	234		12/13/07		4,958.38	9,705.88	(4,747.50)	
	1,334		12/27/07		28,267.03	53,454.05	(25,187.02)	
125001000	142	TYCO ELECTRONICS LTD	10/24/07	12/30/08	2,239.50	4,836.88	(2,597.38)	
	900		11/02/07		14,194.00	31,824.00	(17,630.00)	
	452		11/29/07		7,128.54	16,556.22	(9,427.68)	
	518		12/20/07		8,169.44	19,051.37	(10,881.93)	
	704		12/27/07		11,102.86	26,638.94	(15,536.08)	
125001200	331	FLEXTRONICS INTL LTD USD	10/24/07	12/30/08	817.57	3,899.18	(3,081.61)	
	288		10/25/07		711.36	3,317.62	(2,606.26)	
	3,890		11/02/07		9,608.25	48,041.50	(38,433.25)	
	1,665		11/29/07		4,112.53	20,129.85	(16,017.32)	
125001400	25	AT&T INC	12/20/05	12/30/08	697.10	616.75		80.35
	400		12/28/05		11,153.90	9,871.08		1,282.82
	400		01/09/06		11,153.90	10,008.00		1,145.90
	400		05/15/06		11,153.90	10,270.00		883.90
	400		12/27/06		11,153.90	14,196.00	(3,042.10)	
	400		01/05/07		11,153.90	13,600.00	(2,446.10)	
	1,615		10/24/07		45,033.86	66,037.35	(21,003.49)	
	600		11/02/07		16,730.85	24,156.00	(7,425.15)	
	2,240		11/02/07		62,461.83	89,600.00	(27,138.17)	
	800		11/29/07		22,307.80	30,440.00	(8,132.20)	
	1,211		11/29/07		33,768.42	46,066.44	(12,298.02)	
	125001600		38 3687		ABRAXIS BIOSCIENCE INC NEW	01/06/06	12/30/08	2,541.79
184 3528		05/15/06	12,212.69	9,556.78				2,655.91

Ref: 00009248 00381229

CITI GLOBAL IMPACT FUNDING

Account Number 692-72493-15 643

Details of Long Term Gain (Loss) 2008 - continued

2  
0  
0  
8  
  
Y  
E  
A  
R  
  
E  
N  
D  
  
S  
U  
M  
M  
A  
R  
Y

Reference number	Quantity	Security Description	Opening Trade Date	Closing Trade Date	Sale Proceeds	Cost	(Loss)	Gain
	32 7239		12/05/06		\$ 2,167.84	\$ 1,488.06		\$ 679.78
	118.1556		12/20/06		7,827.37	5,630.14		2,197.23
	65.6975		12/22/06		4,352.22	3,048.57		1,303.65
	49 7103		12/27/06		3,293.12	2,298.06		995.06
	10 9912		01/08/07		728.13	488.39		239.74
125001800	5	AEGON N V-ADR AMER REG-ADR	09/28/07	12/30/08	31.92	95.05	(63.13)	
	1,050		10/19/07		6,703.37	20,775.30	(14,071.93)	
	1,160		10/24/07		7,405.63	22,979.60	(15,573.97)	
	2,410		11/02/07		15,385.84	48,248.20	(32,862.36)	
	1,310		11/06/07		8,363.26	25,819.45	(17,456.19)	
	1,735		12/18/07		11,076.52	29,759.76	(18,683.24)	
	420		12/28/07		2,881.35	7,491.54	(4,810.19)	
125002000	280	AKZO NOBEL N.V.ADR-EUR	10/19/07	12/30/08	11,570.77	24,004.93	(12,434.16)	
	330		10/24/07		13,836.98	26,218.50	(12,581.52)	
	590		11/02/07		24,381.26	48,763.50	(24,382.24)	
	250		11/06/07		10,331.04	20,725.00	(10,393.96)	
	215		12/18/07		8,884.69	16,454.96	(7,570.27)	
125002100	900	ALCOA INC	09/25/07	12/30/08	9,550.75	33,147.00	(23,596.25)	
	1,100		09/28/07		11,873.13	43,197.66	(31,524.53)	
	1,700		11/29/07		18,040.30	62,135.00	(44,094.70)	
125002200	5 6726	ALLEGHANY CORP DEL	09/21/07	12/30/08	1,545.00	2,269.30	(744.30)	
	29 5		09/28/07		8,034.67	11,745.20	(3,710.53)	
	25 431		10/19/07		6,926.43	10,068.13	(3,141.70)	
	25 431		10/24/07		6,926.43	9,776.93	(2,850.50)	
	44 7586		11/02/07		12,190.52	17,042.10	(4,851.58)	
	31.5344		11/06/07		8,588.75	11,951.03	(3,362.28)	
	22 3793		11/29/07		6,095.26	8,785.86	(2,690.60)	
125002300	316	ALLERGAN INC	08/28/06	12/30/08	12,219.71	17,953.97	(5,734.26)	
	234		11/03/06		9,048.78	13,189.19	(4,140.41)	
	378		12/05/06		14,617.25	22,434.68	(7,817.43)	
	1,066		12/20/06		41,222.20	65,396.01	(24,173.81)	
	478		12/22/06		18,484.25	28,614.56	(10,130.31)	
	294		12/27/06		11,368.98	17,692.85	(6,323.87)	
	434		01/08/07		16,782.77	25,464.73	(8,681.96)	
	312		11/29/07		12,065.03	20,380.18	(8,315.15)	
125002400	1,130	ALLIANZ SE ADR	10/19/07	12/30/08	11,947.20	25,226.01	(13,278.81)	
	1,110		10/24/07		11,735.74	24,164.70	(12,428.96)	
	2,450		11/02/07		25,903.21	53,552.59	(27,649.38)	

Ref 00009248 00381230

CITI GLOBAL IMPACT FUNDING

Account Number 692-72493-15 643

Details of Long Term Gain (Loss) 2008 continued

Reference number	Quantity	Security Description	Opening Trade Date	Closing Trade Date	Sale Proceeds	Cost	(Loss)	Gain
	1,200		11/06/07		\$ 12,687.29	\$ 25,884.00	(\$ 13,196.71)	
	770		12/18/07		8,141.01	15,897.81	(7,756.80)	
125002500	300	ALLSTATE CORP	03/17/06	12/30/08	9,413.20	16,348.68	(6,935.48)	
	300		12/20/06		9,413.20	19,773.00	(10,359.80)	
	200		12/27/06		6,275.46	13,198.00	(6,922.54)	
	200		01/08/07		6,275.46	13,058.00	(6,782.54)	
	1,400		11/02/07		43,928.25	71,369.48	(27,441.23)	
	300		11/29/07		9,413.20	15,330.00	(5,916.80)	
125002600	80	ALTRIA GROUP INC	05/15/06	12/30/08	1,215.21	1,314.96	(99.75)	
	200		12/27/06		3,037.98	3,983.28	(945.30)	
	900		04/25/07		13,670.92	19,236.52	(5,565.60)	
	300		11/02/07		4,556.97	6,588.00	(2,031.03)	
	300		12/28/07		4,556.97	6,948.51	(2,391.54)	
125002800	300	AMEREN CORP	09/18/07	12/30/08	9,649.08	15,816.12	(6,167.04)	
	330		10/01/07		10,613.99	17,590.78	(6,976.79)	
	570		10/02/07		18,333.26	30,425.35	(12,092.09)	
	235		10/15/07		7,558.45	12,596.59	(5,038.14)	
	665		10/16/07		21,388.81	35,806.99	(14,418.18)	
	900		11/29/07		28,947.26	48,271.05	(19,323.79)	
	177		12/20/07		5,692.96	9,546.51	(3,853.55)	
125002900	401	AMERICA MOVIL S A.B DE CV	12/20/06	12/30/08	11,995.64	17,443.82	(5,448.18)	
	329	SER L SPONS ADR	12/27/06		9,841.82	14,392.70	(4,550.88)	
	334		01/08/07		9,991.39	14,951.04	(4,959.65)	
	424		11/29/07		12,683.68	25,171.44	(12,487.76)	
125003000	1,146	AMERICAN ELECTRIC POWER CO INC	10/24/07	12/30/08	36,493.02	52,738.92	(16,245.90)	
	1,140		11/02/07		36,301.96	54,031.21	(17,729.25)	
	771		11/29/07		24,551.59	36,599.37	(12,047.78)	
125003100	266	AMERICAN EXPRESS CO	10/24/07	12/30/08	4,787.17	15,441.30	(10,654.13)	
	710		11/02/07		12,777.80	41,492.40	(28,714.60)	
	522		11/29/07		9,394.38	29,529.54	(20,135.16)	
125003300	412	AMERISTAR CASINOS INC	10/22/07	12/30/08	3,223.30	11,150.29	(7,926.99)	
	686		10/24/07		5,366.96	20,164.40	(14,797.44)	
	1,131		11/02/07		8,848.44	36,281.73	(27,433.29)	
	791		11/06/07		6,188.43	24,174.54	(17,986.11)	
125004000	36	APPLE INC	01/08/07	12/30/08	3,089.94	3,097.81	(7.87)	
	113		11/29/07		9,698.95	20,507.27	(10,808.32)	
125004100	60	ASAHI KAISEI CORP ADR	10/19/07	12/30/08	2,579.99	4,827.59	(2,247.60)	
	340		10/24/07		14,619.92	26,938.20	(12,318.28)	
	820		11/02/07		35,259.80	62,016.60	(26,756.80)	

2008 YEAR END SUMMARY

Ref. 00009248 00381231

CITI GLOBAL IMPACT FUNDING

Account Number 692-72493-15 643

Details of Long Term Gain (Loss) 2008 continued

Reference number	Quantity	Security Description	Opening Trade Date	Closing Trade Date	Sale Proceeds	Cost	(Loss)	Gain
	350		11/06/07		\$ 15,049.91	\$ 26,390.00	(\$ 11,340.09)	
	380		12/18/07		16,339.90	25,061.08	(8,721.18)	
	210		12/28/07		9,029.95	13,902.00	(4,872.05)	
125004500	230	AXA S.A SPONS ADR	10/24/07	12/30/08	5,044.01	9,817.37	(4,773.36)	
	1,020		11/02/07		22,369.08	44,340.93	(21,971.85)	
	540		11/06/07		11,842.46	23,162.87	(11,320.41)	
	540		12/18/07		11,842.46	21,010.16	(9,167.70)	
125004600	90	BASF SE COMMON STOCK	09/28/07	12/30/08	3,514.48	6,150.95	(2,636.47)	
	420		10/19/07		16,400.91	28,927.12	(12,526.21)	
	360		10/24/07		14,057.92	24,651.00	(10,593.08)	
	880		11/02/07		34,363.80	59,007.65	(24,643.85)	
	380		11/06/07		14,838.92	25,973.00	(11,134.08)	
125004700	150	BP PLC SPONS ADR	10/19/07	12/30/08	6,780.19	11,328.50	(4,548.31)	
	220		10/24/07		9,944.28	16,614.40	(6,670.12)	
	410		11/02/07		18,532.51	31,910.30	(13,377.79)	
	170		11/06/07		7,684.21	13,484.40	(5,800.19)	
	154		12/18/07		6,960.99	11,389.61	(4,428.62)	
125004800	315	BNP PARIBAS SPON ADR	11/02/07	12/30/08	6,649.61	16,191.00	(9,541.39)	
	540		11/06/07		11,399.33	28,096.20	(16,696.87)	
125005000	191	BALLY TECHNOLOGIES INC	11/02/07	12/30/08	4,397.83	7,632.61	(3,234.78)	
	431		11/06/07		9,923.89	16,509.97	(6,586.08)	
	240		11/29/07		5,526.06	9,839.90	(4,313.84)	
125005100	140	BANCO SANTANDER S A	09/28/07	12/30/08	1,317.59	2,700.60	(1,383.01)	
	920		10/19/07		8,658.44	18,645.46	(9,987.02)	
	1,050		10/24/07		9,881.91	20,958.00	(11,076.09)	
	1,830		11/02/07		17,222.76	38,957.04	(21,734.28)	
	970		11/06/07		9,129.01	20,690.10	(11,561.09)	
	380		12/18/07		3,576.31	7,938.05	(4,361.74)	
	215		12/28/07		2,023.44	4,676.25	(2,652.81)	
125005300	123	BANK OF AMERICA CORP	12/28/05	12/30/08	1,578.08	5,737.51	(4,159.43)	
	200		05/15/06		2,665.99	9,895.88	(7,229.89)	
	500		12/20/06		6,414.96	26,832.12	(20,417.16)	
	300		01/05/07		3,848.98	15,952.29	(12,103.31)	
	1,200		11/02/07		15,395.91	53,898.22	(38,502.31)	
	400		11/29/07		5,131.97	17,722.10	(12,590.13)	
	700		12/28/07		8,980.95	28,752.91	(19,771.86)	
125005400	78	BARCLAYS PLC-ADR	03/17/06	12/30/08	674.46	3,699.64	(3,025.18)	
	125		05/15/06		1,080.87	5,993.75	(4,912.88)	
	470		06/01/06		4,064.07	21,809.22	(17,745.15)	

2  
0  
0  
8  
  
Y  
E  
A  
R  
  
E  
N  
D  
  
S  
U  
M  
M  
A  
R  
Y

Ref: 00009248 00081232

CITI GLOBAL IMPACT FUNDING

Account Number 692-72493-15 643

Details of Long Term Gain (Loss) 2008 - continued

Reference number	Quantity	Security Description	Opening Trade Date	Closing Trade Date	Sale Proceeds	Cost	(Loss)	Gain
	230		07/21/06		\$ 1,988.80	\$ 10,357.64	(\$ 8,368.84)	
	135		08/29/06		1,167.34	6,812.40	(5,645.06)	
125005500	165	BILL BARRETT CORP	11/06/07	12/30/08	3,368.60	7,517.85	(4,149.25)	
	614		11/07/07		12,535.29	26,170.09	(13,634.80)	
	166		11/29/07		3,389.02	6,541.63	(3,152.61)	
125005600	308	BECTON DICKINSON & CO	10/19/07	12/30/08	20,692.25	25,453.12	(4,760.87)	
	265		11/02/07		17,803.39	21,822.75	(4,019.36)	
125005700	65	BELDEN INC	12/06/07	12/30/08	1,252.60	3,183.67	(1,931.07)	
	368		12/07/07		7,091.65	18,110.53	(11,018.88)	
125005800	307	BEST BUY INC	10/19/07	12/30/08	8,421.54	14,462.77	(6,041.23)	
	165		10/24/07		4,526.24	7,845.75	(3,319.51)	
	351		11/02/07		9,628.54	16,499.74	(6,871.20)	
125006000	320	BLACK & DECKER CORPORATION	08/13/07	12/30/08	13,539.41	28,251.42	(14,712.01)	
	180		08/14/07		7,615.92	15,923.20	(8,307.28)	
	900		11/29/07		38,079.59	74,609.73	(36,530.14)	
	600		12/28/07		25,386.40	41,834.82	(16,448.42)	
125006200	265	BOEING CO	11/02/07	12/30/08	10,842.51	25,864.00	(15,021.49)	
125006300	1,355	BOSTON SCIENTIFIC CORP	10/24/07	12/30/08	9,898.22	18,846.70	(8,948.48)	
	1,830		11/02/07		13,368.08	24,428.85	(11,060.77)	
	1,410		11/29/07		10,299.99	17,721.16	(7,421.17)	
125006600	110	BRITISH SKY BROADCASTING	05/08/06	12/30/08	3,024.61	4,347.82	(1,323.21)	
	65	GROUP PLC SPONSORED ADR-USD-	05/15/06		1,787.27	2,603.25	(815.98)	
	91		05/24/06		2,502.17	3,575.33	(1,073.16)	
125006700	187	BROADCOM CORP CL A	12/20/06	12/30/08	3,198.67	6,247.43	(3,048.76)	
	430		12/22/06		7,355.24	13,656.97	(6,301.73)	
	512		12/27/06		8,757.86	16,562.94	(7,805.08)	
	245		01/08/07		4,190.77	8,133.14	(3,942.37)	
	3,395		07/16/07		58,072.16	110,296.76	(52,224.60)	
	816		11/29/07		13,957.85	22,645.47	(8,687.62)	
125007000	600	CBS CORP NEW CLASS B	06/26/06	12/30/08	4,690.77	15,885.78	(11,195.01)	
	1,400		06/30/06		10,945.14	38,020.92	(27,075.78)	
	500		12/20/06		3,908.98	15,875.00	(11,966.02)	
	600		01/05/07		4,690.77	18,630.00	(13,939.23)	
	2,100		11/02/07		16,417.71	57,832.74	(41,415.03)	
	800		11/29/07		6,254.36	21,776.00	(15,521.64)	
125007200	47	CME GROUP INC	05/15/06	12/30/08	9,074.38	21,614.83	(12,540.45)	
	30	CLASS A	12/05/06		5,792.15	16,239.77	(10,447.62)	
	158		12/20/06		30,505.33	82,869.01	(52,363.68)	

2  
0  
0  
8  
  
Y  
E  
A  
R  
  
E  
N  
D  
  
S  
U  
M  
M  
A  
R  
Y



Ref 00009248 00081233

CITI GLOBAL IMPACT FUNDING

Account Number 692-72493-15 643

Details of Long-Term Gain (Loss) 2008 - continued

2  
0  
0  
8  
  
Y  
E  
A  
R  
  
E  
N  
D  
  
S  
U  
M  
M  
A  
R  
Y

Reference number	Quantity	Security Description	Opening Trade Date	Closing Trade Date	Sale Proceeds	Cost	(Loss)	Gain
	29		12/22/06		\$ 5,599.08	\$ 14,819.00	(\$ 9,219.92)	
	58		12/27/06		11,198.16	29,596.18	(18,398.02)	
	37		11/29/07		7,143.65	24,226.81	(17,083.16)	
125007300	90	CRH PLC ADR-USD	03/06/07	12/30/08	2,286.29	3,787.87	(1,501.58)	
	130		03/15/07		3,302.42	5,210.21	(1,907.79)	
	670		09/28/07		17,020.18	26,434.52	(9,414.34)	
	490		10/19/07		12,447.60	18,458.84	(6,011.24)	
	400		10/24/07		10,161.30	15,407.64	(5,246.34)	
	920		11/02/07		23,371.00	34,325.20	(10,954.20)	
	500		11/06/07		12,701.63	18,225.00	(5,523.37)	
	175		12/18/07		4,445.57	6,122.24	(1,676.67)	
	350		12/28/07		8,891.14	12,308.17	(3,417.03)	
125007500	105,5102	CADBURY PLC ADR	12/04/07	12/30/08	3,684.08	6,210.23	(2,526.15)	
	92,7211		12/06/07		3,237.52	5,466.42	(2,228.90)	
	142,5986		12/07/07		4,979.09	8,395.63	(3,416.54)	
125007600	446	CATALYST HEALTH SOLUTIONS INC	11/02/07	12/30/08	10,610.64	12,695.36	(2,084.72)	
	1,619		11/06/07		38,517.09	42,310.30	(3,793.21)	
	330		11/29/07		7,850.92	8,745.00	(894.08)	
125007700	700	CATERPILLAR INC	12/06/07	12/30/08	30,393.13	51,576.70	(21,183.57)	
	800		12/11/07		34,735.01	60,744.48	(26,009.47)	
	200		12/28/07		8,683.75	14,640.80	(5,957.05)	
125008000	1,264	CHEUNG KONG HOLDING-ADR	07/13/07	12/30/08	11,578.17	17,893.44	(6,315.27)	
125008100	55	CHEVRON CORP	01/09/06	12/30/08	3,983.44	3,244.38		739.06
	200		05/15/06		14,485.28	11,999.87		2,485.41
	200		12/22/06		14,485.28	14,612.00	(126.72)	
	300		01/05/07		21,727.92	21,168.60		559.32
	968		10/24/07		70,108.75	86,198.37	(16,089.62)	
	840		11/02/07		60,838.17	74,136.38	(13,298.21)	
	400		11/29/07		28,970.56	34,648.96	(5,678.40)	
	531		11/29/07		38,458.42	46,084.43	(7,626.01)	
125008200	525	CHINA PETROLEUM&CHEM ADR	11/15/07	12/30/08	32,028.39	74,664.50	(42,636.11)	
	110		12/18/07		6,710.71	15,655.71	(8,945.00)	
125008600	704	COCA-COLA FEMSA S A B DE	11/02/07	12/30/08	30,933.58	31,933.44	(999.86)	
	500	C V SPONS ADR	11/06/07		21,969.88	22,319.95	(350.07)	
125008700	288	COINSTAR INC	10/24/07	12/30/08	5,385.45	9,863.97	(4,478.52)	
	577		11/02/07		10,789.61	17,089.64	(6,300.03)	
	371		11/06/07		6,937.51	11,003.83	(4,066.32)	
	250		11/29/07		4,674.88	6,549.98	(1,875.10)	

Ref 00009248 00081234

CITI GLOBAL IMPACT FUNDING

Account Number 692-72493-15 643

Details of Long Term Gain (Loss) 2008 continued

2  
0  
0  
8  
  
Y  
E  
A  
R  
  
E  
N  
D  
  
S  
U  
M  
M  
A  
R  
Y

Reference number	Quantity	Security Description	Opening Trade Date	Closing Trade Date	Sale Proceeds	Cost	(Loss)	Gain
125008800	350	COLGATE PALMOLIVE CO	11/02/07	12/30/08	\$ 23,677.96	\$ 25,990.82	(\$ 2,312.86)	
	213		11/06/07		14,409.73	16,070.42	(1,660.69)	
125008900	1,099	COLLECTIVE BRANDS INC	11/27/07	12/30/08	11,310.62	17,068.90	(5,758.28)	
	780		11/29/07		8,027.56	12,026.59	(3,999.03)	
125009100	631	COMCAST CORP CL A	10/24/07	12/30/08	10,264.80	14,711.77	(4,446.97)	
	2,230		11/02/07		36,276.54	45,862.18	(9,585.64)	
	1,109		11/29/07		18,040.67	22,432.85	(4,392.18)	
125009200	2,035	COMMERZBANK A G SPONSORED ADR	11/30/07	12/30/08	18,925.39	81,349.73	(62,424.34)	
	280		12/18/07		2,603.98	10,686.45	(8,082.47)	
	245		12/28/07		2,278.49	9,493.16	(7,214.67)	
125009300	787	COMSTOCK RES INC NEW	11/15/07	12/30/08	36,119.47	25,889.63		10,229.84
	163		11/29/07		7,480.91	5,477.97		2,002.94
125009400	602	CONOCOPHILLIPS	10/24/07	12/30/08	30,620.44	48,539.20	(17,918.76)	
	820		11/02/07		41,708.90	69,172.99	(27,464.09)	
	79		11/29/07		4,018.29	6,228.36	(2,210.07)	
125009800	205	DBS GROUP HLDG LTD SP ADR	10/19/07	12/30/08	5,360.72	12,026.57	(6,665.85)	
	38		10/24/07		993.70	2,171.86	(1,178.16)	
	560		11/02/07		14,643.91	33,544.00	(18,900.09)	
	510		11/06/07		13,336.42	30,498.00	(17,161.58)	
125010100	206	DELL INC	10/24/07	12/30/08	2,095.01	5,827.74	(3,732.73)	
	1,698		11/02/07		17,268.56	50,973.96	(33,705.40)	
	648		11/06/07		6,590.12	19,478.88	(12,888.76)	
	761		11/29/07		7,739.33	21,368.88	(13,629.55)	
125010700	200	DIAMOND OFFSHORE DRILLING INC	12/26/07	12/30/08	11,858.07	29,639.40	(17,781.33)	
125010800	290	R R DONNELLEY & SONS CO	05/18/06	12/30/08	3,836.97	9,669.99	(5,833.02)	
	415		06/08/06		5,490.83	12,900.81	(7,409.98)	
	195		06/09/06		2,580.03	6,007.58	(3,427.55)	
	90		06/12/06		1,190.78	2,766.61	(1,575.83)	
	600		12/20/06		7,938.55	21,552.00	(13,613.45)	
	300		12/27/06		3,969.28	10,740.00	(6,770.72)	
	300		01/08/07		3,969.28	11,010.60	(7,041.32)	
	1,100		11/02/07		14,554.02	43,990.76	(29,436.74)	
1,200	11/29/07	15,877.11	42,903.72	(27,026.61)				
125010900	1,015	DOW CHEMICAL CO	02/14/07	12/30/08	15,644.21	43,508.89	(27,864.68)	
	525		03/08/07		8,091.83	22,420.55	(14,328.72)	
	540		03/13/07		8,323.03	23,189.33	(14,866.30)	
	35		03/14/07		539.46	1,505.00	(965.54)	
	1,000		03/22/07		15,413.01	45,526.20	(30,113.19)	

Ref. 00009248 00381235

CITI GLOBAL IMPACT FUNDING

Account Number 692-72493-15 643

Details of Long Term Gain (Loss) 2008 - continued

Reference number	Quantity	Security Description	Opening Trade Date	Closing Trade Date	Sale Proceeds	Cost	(Loss)	Gain
	1,500		11/02/07		\$ 23,119.52	\$ 65,730.00	(\$ 42,610.48)	
	1,500		11/29/07		23,119.52	62,488.05	(39,368.53)	
	1,100		12/28/07		16,954.31	44,111.98	(27,157.67)	
125011000	2,607	EMC CORP-MASS	10/22/07	12/30/08	26,878.01	58,586.59	(31,708.58)	
125011100	75	ENI SPA SPONSORED ADR	09/28/07	12/30/08	3,546.43	5,533.62	(1,987.19)	
	260		10/19/07		12,294.29	19,237.89	(6,943.60)	
	491		11/02/07		23,217.30	34,969.02	(11,751.72)	
125011400	460	EXPRESS SCRIPTS INC COMMON	11/02/07	12/30/08	26,064.19	29,921.16	(3,856.97)	
125011500	581	FMC TECHNOLOGIES INC	07/31/07	12/30/08	13,348.98	25,775.82	(12,426.84)	
	48		08/15/07		1,102.84	2,006.97	(904.13)	
	43		11/29/07		987.96	2,302.10	(1,314.14)	
125011900	4,682	FINISAR CORP	09/27/07	12/30/08	1,751.99	13,496.80	(11,744.81)	
	5,790		09/28/07		2,166.60	16,727.31	(14,560.71)	
	5,422		10/19/07		2,028.90	14,137.87	(12,108.97)	
	5,791		10/24/07		2,166.98	14,130.04	(11,963.06)	
	7,337		11/02/07		2,745.49	17,007.17	(14,261.68)	
	5,951		11/06/07		2,226.85	14,318.11	(12,091.26)	
	2,512		11/29/07		939.98	4,370.88	(3,430.90)	
125012200	674	FOUNDATION COAL HOLDINGS INC	11/02/07	12/30/08	8,689.97	27,896.86	(19,206.89)	
	457		11/06/07		5,892.15	18,687.55	(12,795.40)	
	167		11/29/07		2,153.15	7,660.24	(5,507.09)	
125012300	377	GAP INC DELAWARE	10/24/07	12/30/08	4,898.94	6,710.60	(1,811.66)	
	1,470		11/02/07		19,101.95	26,665.80	(7,563.85)	
	1,137		11/29/07		14,774.78	22,453.59	(7,678.81)	
125012400	2,917	GASCO ENERGY INC	10/24/07	12/30/08	933.43	6,796.61	(5,863.18)	
	439		11/02/07		140.48	1,008.56	(868.08)	
	10,450		11/02/07		3,343.98	24,019.33	(20,675.35)	
	6,253		11/06/07		2,000.95	14,318.74	(12,317.79)	
	1,104		11/29/07		353.28	2,185.81	(1,832.53)	
125012500	420	GAYLORD ENTERTAINMENT CO	11/02/07	12/30/08	4,231.06	20,878.20	(16,647.14)	
	405	NEW	11/06/07		4,079.95	19,766.03	(15,686.08)	
	207		11/29/07		2,085.31	8,727.33	(6,642.02)	
125012700	437	GENERAL DYNAMICS CORP	12/05/07	12/30/08	24,499.83	40,207.67	(15,707.84)	
125012900	1,034	GENERAL ELECTRIC CO	10/24/07	12/30/08	16,166.60	40,946.40	(24,779.80)	
	1,590		11/02/07		24,859.67	63,790.80	(38,931.13)	
	265		11/05/07		4,143.28	10,680.61	(6,537.33)	
	1,120		11/29/07		17,511.21	42,515.20	(25,003.99)	

2  
0  
8  
  
Y  
E  
A  
R  
  
E  
N  
D  
  
S  
U  
M  
M  
A  
R  
Y

Ref 00009248 00081236

CITI GLOBAL IMPACT FUNDING

Account Number 692-72493-15 643

Details of Long Term Gain (Loss) 2008 - continued

2  
0  
0  
8  
  
Y  
E  
A  
R  
  
E  
N  
D  
  
S  
U  
M  
M  
A  
R  
Y

Reference number	Quantity	Security Description	Opening Trade Date	Closing Trade Date	Sale Proceeds	Cost	(Loss)	Gain
125013000	327	GENZYME CORP	12/05/06	12/30/08	\$ 21,543.65	\$ 20,601.78		\$ 941.87
	889		12/20/06		58,569.74	56,105.68		2,464.06
	301		12/22/06		19,830.70	18,868.48		962.22
	262		01/08/07		17,261.27	17,502.36	(241.09)	
	145		11/29/07		9,553.00	10,808.91	(1,255.91)	
125013100	1,043	GILEAD SCIENCES INC	11/02/07	12/30/08	53,213.66	48,535.25		4,678.41
	392		11/06/07		19,999.77	18,353.40		1,646.37
125011300	505	GLAXOSMITHKLINE PLC SP ADR	05/30/07	12/30/08	18,246.25	26,497.76	(8,251.51)	
	355		05/31/07		12,826.57	18,427.80	(5,601.23)	
	1,000		06/06/07		36,131.20	51,050.20	(14,919.00)	
	900		06/12/07		32,518.08	46,838.61	(14,320.53)	
	350		06/14/07		12,645.92	18,229.79	(5,583.87)	
	550		06/15/07		19,872.16	28,793.00	(8,920.84)	
	220		10/19/07		7,948.86	11,247.19	(3,298.33)	
	290		10/24/07		10,478.05	14,734.76	(4,256.71)	
	1,055		11/02/07		38,118.41	53,459.70	(15,341.29)	
	720		11/02/07		26,014.46	36,633.60	(10,619.14)	
	340		11/08/07		12,284.61	17,288.83	(5,004.22)	
	500		11/29/07		18,065.60	26,075.00	(8,009.40)	
	700		12/28/07		25,291.84	35,550.62	(10,258.78)	
125012500	204	GOODRICH CORP	11/02/07	12/30/08	7,382.71	14,263.68	(6,880.97)	
	158		11/06/07		5,717.99	11,491.34	(5,773.35)	
	149		11/29/07		5,392.28	10,677.34	(5,285.06)	
125013700	374	GOOGLE INC CLASS A	12/20/06	12/30/08	113,935.09	173,704.60	(59,769.51)	
	56		12/22/06		17,059.80	25,467.78	(8,407.98)	
	114		12/27/06		34,728.88	53,024.41	(18,295.53)	
	21		01/08/07		6,397.43	10,203.06	(3,805.63)	
	100		11/29/07		30,463.93	69,584.49	(39,120.56)	
125014000	512	HAIN CELESTIAL GROUP INC	09/28/07	12/30/08	9,278.36	16,362.75	(7,084.39)	
	457		10/19/07		8,281.66	15,633.10	(7,351.44)	
	814		10/24/07		14,751.14	27,236.44	(12,485.30)	
	1,051		11/02/07		19,046.01	33,178.47	(14,132.46)	
	747		11/06/07		13,536.98	24,188.86	(10,651.88)	
	357		11/29/07		6,469.48	12,019.20	(5,549.72)	
125014100	59	HALLIBURTON CO HOLDINGS CO	10/24/07	12/30/08	1,015.39	2,385.37	(1,369.98)	
	1,474		11/02/07		25,367.54	59,357.98	(33,990.44)	
	452		11/06/07		7,778.92	18,328.60	(10,549.68)	
	711		11/29/07		12,236.31	26,093.70	(13,857.39)	

Ref: 00009248 00081237

CITI GLOBAL IMPACT FUNDING

Account Number 692-72493-15 643

Details of Long Term Gain (Loss) 2008 - continued

2  
0  
0  
8  
  
Y  
E  
A  
R  
  
E  
N  
D  
  
S  
U  
M  
M  
A  
R  
Y

Reference number	Quantity	Security Description	Opening Trade Date	Closing Trade Date	Sale Proceeds	Cost	(Loss)	Gain
125014200	180	HANNOVER REINS CORP-EUR ADR	09/28/07	12/30/08	\$ 2,843.98	\$ 4,527.00	(1,683.02)	
	610		10/19/07		9,637.95	15,262.26	(5,624.31)	
	580		10/24/07		9,163.95	14,645.00	(5,481.05)	
	1,100		11/02/07		17,379.90	28,160.00	(10,780.10)	
	680		11/06/07		10,743.94	17,197.20	(6,453.26)	
	2,550		12/06/07		40,289.77	62,086.38	(21,796.61)	
125014800	470	HEWLETT PACKARD CO	10/19/07	12/30/08	16,845.36	24,407.10	(7,561.74)	
	174		10/24/07		6,236.38	8,933.16	(2,696.78)	
	1,098		11/02/07		39,353.63	57,293.64	(17,940.01)	
	522		11/02/07		18,709.10	27,290.16	(8,581.06)	
	280		11/06/07		10,035.53	14,907.20	(4,871.67)	
125014900	218	HEXCEL CORP NEW	10/24/07	12/30/08	1,472.32	5,330.10	(3,857.78)	
	812		11/02/07		5,484.05	20,149.70	(14,665.65)	
	452		11/06/07		3,052.70	11,001.63	(7,948.93)	
	306		11/29/07		2,066.65	7,658.66	(5,592.01)	
125015200	221	HONEYWELL INTL INC	10/19/07	12/30/08	7,121.88	13,003.64	(5,881.76)	
	171		10/24/07		5,510.60	9,981.27	(4,470.67)	
	59		10/24/07		1,901.31	3,421.06	(1,519.75)	
	967		11/02/07		31,162.27	57,275.41	(26,113.14)	
	1,020		11/02/07		32,870.23	60,405.22	(27,534.99)	
	227		11/06/07		7,315.24	13,776.63	(6,461.39)	
125015500	93	HUTCHISON WHAMPOA LTD-ADR	11/02/07	12/30/08	2,306.39	5,482.35	(3,175.96)	
	630		11/06/07		15,623.90	37,832.89	(22,208.99)	
125015600	355	INFOSYS TECHNOLOGIE SP ADR	12/10/07	12/30/08	8,831.21	16,190.34	(7,559.13)	
	210		12/18/07		5,105.79	8,770.25	(3,664.46)	
125015700	1,040	ING GROEP NV SPONS ADR	11/02/07	12/30/08	11,201.77	44,886.40	(33,684.63)	
	290		11/06/07		3,123.57	12,495.52	(9,371.95)	
125016000	504	INTERCONTINENTALEXCHANGE INC	12/20/06	12/30/08	39,606.42	55,307.44	(15,701.02)	
	158		12/22/06		12,416.30	16,904.96	(4,488.66)	
	249		12/27/06		19,567.46	26,554.93	(6,987.47)	
	19		01/08/07		1,493.10	2,363.81	(870.71)	
	136		11/29/07		10,687.45	22,818.46	(12,131.01)	
125016100	509	INTL BUSINESS MACHINES CORP	11/02/07	12/30/08	42,212.15	58,300.86	(16,088.71)	
125016200	565	INTERNATIONAL PWR PLC SPONS ADR	10/25/05	12/30/08	19,045.64	22,436.15	(3,390.51)	
	135		05/15/06		4,550.73	7,485.75	(2,935.02)	
125016300	899	INTERPUBLIC GROUP OF COS INC	10/24/07	12/30/08	3,299.31	8,945.05	(5,645.74)	
	2,240		11/02/07		8,220.75	21,324.80	(13,104.05)	
	1,514		11/29/07		5,556.35	14,171.04	(8,614.69)	

Ref 00009248 00081238

CITI GLOBAL IMPACT FUNDING

Account Number 692-72493-15 643

Details of Long Term Gain (Loss) 2008 - continued

2  
0  
0  
8  
  
Y  
E  
A  
R  
  
E  
N  
D  
  
S  
U  
M  
M  
A  
R  
Y

Reference number	Quantity	Security Description	Opening Trade Date	Closing Trade Date	Sale Proceeds	Cost	(Loss)	Gain
125016400	4	INTUITIVE SURGICAL INC	12/05/06	12/30/08	\$ 493.29	\$ 407.48		\$ 85.81
	300		12/20/06		36,996.63	30,171.30		6,825.33
	53		12/22/06		6,536.07	5,198.05		1,338.02
	91		12/27/06		11,222.31	8,831.19		2,391.12
	38		01/08/07		4,686.24	3,500.41		1,185.83
	98		11/29/07		12,085.57	32,164.83	(20,079.26)	
125016500	84	IRON MTN INC (DEL)	01/06/06	12/30/08	1,890.01	2,379.39	(489.38)	
	159		03/24/06		3,577.53	4,368.81	(791.28)	
	415.5		05/15/06		9,348.83	10,646.55	(1,297.72)	
	259.5		11/03/06		5,838.79	7,437.03	(1,598.24)	
	825		12/20/06		18,562.64	22,867.68	(4,305.04)	
	225		12/22/06		5,062.54	6,271.79	(1,209.25)	
	170		01/08/07		3,825.03	4,611.64	(786.61)	
	100		11/29/07		2,250.02	3,611.57	(1,361.55)	
125016600	600	JPMORGAN CHASE & CO	12/20/06	12/30/08	18,241.94	28,938.00	(10,696.06)	
	300		01/05/07		9,120.97	14,355.00	(5,234.03)	
	554		10/24/07		16,843.39	25,083.73	(8,240.34)	
	1,191		11/02/07		36,210.24	51,034.35	(14,824.11)	
	300		11/29/07		9,120.97	13,033.56	(3,912.59)	
	1,197		11/29/07		36,392.66	51,960.57	(15,567.91)	
125016700	249	JARDEN CORP	10/05/07	12/30/08	2,701.29	8,355.32	(5,654.03)	
	297		10/19/07		3,222.02	9,407.92	(6,185.90)	
	350		10/24/07		3,796.99	11,404.02	(7,607.03)	
	583		11/02/07		6,324.70	19,116.51	(12,791.81)	
	359		11/06/07		3,894.63	11,000.55	(7,105.92)	
	461		11/29/07		5,001.18	12,017.76	(7,016.58)	
125016900	427	JOHNSON & JOHNSON	10/19/07	12/30/08	25,065.83	27,575.66	(2,509.83)	
	417		11/02/07		24,478.80	26,921.52	(2,442.72)	
125017200	21	KANSAS CITY SOUTHERN INDS NEW	11/02/07	12/30/08	381.44	804.93	(423.49)	
	438		11/06/07		7,955.78	16,512.56	(8,556.78)	
	188		11/29/07		3,414.82	6,411.01	(2,996.19)	
125017300	315	KIMBERLY CLARK CORP	12/20/06	12/30/08	16,455.54	21,253.05	(4,797.51)	
	200		01/08/07		10,447.96	13,771.56	(3,323.60)	
	374		10/24/07		19,537.69	25,963.08	(6,425.39)	
	600		11/02/07		31,343.88	41,442.00	(10,098.12)	
	830		11/02/07		43,359.04	57,353.00	(13,993.96)	
	300		11/29/07		15,671.94	20,853.00	(5,181.06)	
	528		11/29/07		27,582.62	36,595.63	(9,013.01)	

Ref 00009248 00C81239

CITI GLOBAL IMPACT FUNDING

Account Number 692-72493-15 643

Details of Long Term Gain (Loss) 2008 - continued

2  
0  
0  
8  
  
Y  
E  
A  
R  
  
E  
N  
D  
  
S  
U  
M  
M  
A  
R  
Y

Reference number	Quantity	Security Description	Opening Trade Date	Closing Trade Date	Sale Proceeds	Cost	(Loss)	Gain
125017500	1,222	KRAFT FOODS INC CLASS A	05/09/07	12/30/08	\$ 32,239.72	\$ 39,921.88	(\$ 7,682.16)	
	1,400		10/24/07		36,935.85	45,710.00	(8,774.15)	
	900		11/02/07		23,744.48	29,448.00	(5,703.52)	
	2,270		11/02/07		59,888.85	74,647.36	(14,758.51)	
	400		11/29/07		10,553.10	13,736.00	(3,182.90)	
	1,321		11/29/07		34,851.61	44,899.47	(10,047.86)	
	500		12/28/07		13,191.38	16,450.00	(3,258.62)	
125017600	807	KROGER CO	11/02/07	12/30/08	21,062.58	22,692.84	(1,630.26)	
125017700	141	LSI CORP	10/24/07	12/30/08	466.34	989.82	(523.48)	
	4,430		11/02/07		14,651.70	28,795.00	(14,143.30)	
	3,369		11/29/07		11,142.57	18,900.09	(7,757.52)	
125017800	275	LAFARGE SPONS ADR NEW	09/28/07	12/30/08	4,179.96	10,595.61	(6,415.65)	
	260	LAFARGE COPPEE	10/19/07		3,951.98	10,612.03	(6,660.05)	
	390		10/24/07		5,927.97	15,723.28	(9,795.31)	
	730		11/02/07		11,095.94	28,762.00	(17,666.06)	
	370		11/06/07		5,623.97	14,763.00	(9,139.03)	
125017900	189	LAS VEGAS SANDS CORP	11/29/07	12/30/08	1,083.12	21,572.70	(20,489.58)	
	1,103		12/20/07		6,321.04	122,604.30	(116,283.26)	
125018100	372	LEAP WIRELESS INTERNATIONAL INC NEW	12/04/07	12/30/08	9,381.41	13,307.59	(3,926.18)	
125018400	55	LINCOLN NATIONAL CORP -JND-	12/28/05	12/30/08	982.51	2,972.78	(1,990.27)	
	200		01/09/06		3,572.76	10,825.00	(7,252.24)	
	400		12/20/06		7,145.52	26,268.00	(19,122.48)	
	200		01/05/07		3,572.76	13,042.60	(9,469.84)	
	1,100		11/02/07		19,650.18	65,578.37	(45,928.19)	
	300		11/29/07		5,359.14	18,132.00	(12,772.86)	
	300		12/28/07		5,359.14	17,439.00	(12,079.86)	
125018500	383	LOCKHEED MARTIN CORP	11/02/07	12/30/08	32,045.43	42,064.89	(10,019.46)	
125018600	137	LOUISIANA PACIFIC CORP	10/24/07	12/30/08	195.91	2,263.10	(2,067.19)	
	1,390		11/02/07		1,987.69	22,379.00	(20,391.31)	
	826		11/29/07		1,181.17	11,810.48	(10,629.31)	
	2,146		12/28/07		3,068.76	29,214.14	(26,145.38)	
125018700	120	MACQUARIE GROUP SPONS ADR	11/02/07	12/30/08	2,323.19	9,696.00	(7,372.81)	
	160		11/06/07		3,097.58	11,792.00	(8,694.42)	
	235		12/28/07		4,549.57	16,069.37	(11,519.80)	
125018800	50	MAGELLAN HEALTH SVCS INC-NEW	09/28/07	12/30/08	1,926.44	2,027.95	(101.51)	
	355		10/19/07		13,677.72	14,896.57	(1,218.85)	
	400		10/24/07		15,411.51	16,683.20	(1,271.69)	

Ref: 00009248 00081240

CITI GLOBAL IMPACT FUNDING

Account Number 692-72493-15 643

Details of Long Term Gain (Loss) 2008 continued

2  
0  
0  
8  
  
Y  
E  
A  
R  
  
E  
N  
D  
  
S  
U  
M  
M  
A  
R  
Y

Reference number	Quantity	Security Description	Opening Trade Date	Closing Trade Date	Sale Proceeds	Cost	(Loss)	Gain
	715		11/02/07		\$ 27,548.08	\$ 32,208.75	(\$ 4,660.67)	
	266		11/29/07		10,248.66	12,027.52	(1,778.86)	
125019100	590	MARATHON OIL CORP	12/20/06	12/30/08	15,563.40	27,608.19	(12,044.79)	
	400		12/22/06		10,551.46	18,180.86	(7,629.40)	
	1,200		01/05/07		31,654.38	51,598.92	(19,944.54)	
	600		11/29/07		15,827.19	33,170.88	(17,343.69)	
125019300	35	MARTEK BIOSCIENCES CORP	10/19/07	12/30/08	1,046.81	1,027.74		19.07
	327		10/24/07		9,780.19	9,638.33		141.86
	436		11/02/07		13,040.25	13,074.00	(33.75)	
	293		11/06/07		8,763.29	8,795.27	(31.98)	
	164		11/29/07		4,905.05	4,359.12		545.93
125019400	12	MARVEL ENTERTAINMENT INC	11/01/07	12/30/08	365.34	290.54		74.80
	650		11/02/07		19,789.39	15,115.75		4,673.64
	363		11/06/07		11,051.62	9,894.36		1,157.26
	315		11/29/07		9,590.25	8,733.34		856.91
125019500	1,014	MATTEL INC DE	10/24/07	12/30/08	15,993.23	21,101.34	(5,108.11)	
	4,200		11/02/07		66,244.13	85,730.40	(19,486.27)	
	1,620		11/02/07		25,551.31	32,999.40	(7,448.09)	
	1,100		11/29/07		17,349.65	21,996.92	(4,647.27)	
	947		11/29/07		14,936.47	18,911.59	(3,975.12)	
	1,200		12/28/07		18,926.89	22,860.00	(3,933.11)	
125019600	710	MCDONALDS CORP	11/02/07	12/30/08	43,568.19	41,662.80		1,905.39
	268		11/06/07		16,445.46	16,026.13		419.33
125019700	1,665	MEADWESTVACO CORP	10/24/07	12/30/08	17,728.98	50,972.98	(33,244.00)	
	1,690		11/02/07		17,995.19	55,493.35	(37,498.16)	
	1,061		11/29/07		11,297.57	34,257.67	(22,960.10)	
125019800	346	MICROS SYSTEMS INC	11/06/07	12/30/08	5,418.50	12,424.51	(7,006.01)	
	150		11/29/07		2,349.06	5,483.25	(3,134.19)	
125020100	794	MICROSOFT CORP	10/19/07	12/30/08	15,260.59	24,248.76	(8,988.17)	
	230		10/24/07		4,420.57	7,130.00	(2,709.43)	
	929		11/02/07		17,855.28	34,363.71	(16,508.43)	
	598		11/06/07		11,493.49	21,779.16	(10,285.67)	
	706		11/29/07		13,569.24	23,742.78	(10,173.54)	
125020300	605	MITSUBISHI CORP	11/06/07	12/30/08	16,577.51	36,118.50	(19,540.99)	
	455	SPONS ADR	12/18/07		12,467.39	24,112.91	(11,645.52)	
	170		12/28/07		4,658.14	9,282.00	(4,623.86)	
125020600	552	MOODYS CORPORATION	12/20/06	12/30/08	10,935.06	38,700.17	(27,765.11)	
	195		12/22/06		3,862.93	13,753.53	(9,890.60)	



Ref. 00009248 00381241

CITI GLOBAL IMPACT FUNDING  
Account Number 692-72493-15 643

Details of Long Term Gain (Loss) 2008 - continued

2  
0  
0  
8  
  
Y  
E  
A  
R  
  
E  
N  
D  
  
S  
U  
M  
M  
A  
R  
Y

Reference number	Quantity	Security Description	Opening Trade Date	Closing Trade Date	Sale Proceeds	Cost	(Loss)	Gain
	361		12/27/06		\$ 7,151.37	\$ 25,374.91	(\$ 18,223.54)	
	84		01/08/07		1,664.03	5,748.38	(4,084.35)	
	212		10/03/07		4,199.70	11,463.05	(7,263.35)	
	2,136		10/10/07		42,313.92	108,330.66	(66,016.74)	
	391		11/29/07		7,745.67	14,314.04	(6,568.37)	
125020700	1,112	MOTOROLA INC DE	11/19/07	12/30/08	4,548.05	17,879.29	(13,331.24)	
	529		11/21/07		2,163.60	8,083.44	(5,919.84)	
	1,065		11/29/07		4,355.82	16,550.10	(12,194.28)	
	1,850		12/20/07		7,566.46	29,662.53	(22,096.07)	
125020900	908	NBTY INC	12/26/07	12/30/08	13,743.32	25,258.84	(11,515.52)	
125021100	2,653	NATIONAL OILWELL VARCO INC	07/13/07	12/30/08	63,499.73	148,217.80	(84,718.07)	
	259		11/29/07		6,199.18	17,965.79	(11,766.61)	
	1,139		12/20/07		27,262.04	79,628.97	(52,366.93)	
125021400	122	NIKE INC CL B	10/19/07	12/30/08	5,976.99	7,771.96	(1,794.97)	
	146		10/24/07		7,152.79	9,266.23	(2,113.44)	
	170		11/02/07		8,328.59	10,784.26	(2,455.67)	
	288		11/06/07		14,109.62	18,343.30	(4,233.68)	
125021600	915	NIPPON TEL & TEL SPON ADR	11/02/07	12/30/08	24,799.65	20,612.21		4,187.44
	760		11/06/07		20,598.62	17,343.20		3,255.42
125022100	465	NORSK HYDRO A S SPONS ADR	10/24/07	12/30/08	1,825.12	6,905.25	(5,080.13)	
	1,050		11/02/07		4,121.23	15,298.50	(11,177.27)	
	220		11/06/07		863.50	3,409.98	(2,546.48)	
	735		12/18/07		2,884.85	9,768.89	(6,884.04)	
125022200	77	NUCOR CORP	10/24/07	12/30/08	3,532.97	4,712.34	(1,179.37)	
	195		11/02/07		8,947.14	11,181.20	(2,234.06)	
	233		11/06/07		10,690.68	13,754.32	(3,063.64)	
125022300	600	OCCIDENTAL PETROLEUM CORP-DEL	12/05/06	12/30/08	34,854.76	30,319.38		4,535.38
	400		12/20/06		23,236.51	19,988.00		3,248.51
	400		12/27/06		23,236.51	19,753.08		3,483.43
	400		01/05/07		23,236.51	18,164.00		5,072.51
125022500	1,559	PMC SIERRA INC	11/06/07	12/30/08	7,403.80	13,454.17	(6,050.37)	
	1,366		11/29/07		6,487.23	9,821.54	(3,334.31)	
125022800	220	PFIZER INC	05/02/06	12/30/08	3,876.88	5,564.04	(1,687.16)	
	900		05/15/06		15,859.98	22,337.68	(6,477.70)	
	1,200		12/05/06		21,146.64	29,772.00	(8,625.36)	
	900		12/20/06		15,859.98	23,607.00	(7,747.02)	
	400		12/22/06		7,048.88	10,400.00	(3,351.12)	
	700		12/27/06		12,335.54	18,319.00	(5,983.46)	

Ref 00009248 00081242

CITI GLOBAL IMPACT FUNDING

Account Number 692-72493-15 643

Details of Long Term Gain (Loss) 2008 - continued

2  
0  
0  
8  
  
Y  
E  
A  
R  
  
E  
N  
D  
  
S  
U  
M  
M  
A  
R  
Y

Reference number	Quantity	Security Description	Opening Trade Date	Closing Trade Date	Sale Proceeds	Cost	(Loss)	Gain
	700		01/08/07		\$ 12,335.54	\$ 18,333.00	(\$ 5,997.46)	
	2,009		10/24/07		35,403.00	47,733.84	(12,330.84)	
	4,200		11/02/07		74,013.24	99,372.00	(25,358.76)	
	2,780		11/02/07		48,989.72	66,025.00	(17,035.28)	
	2,000		11/29/07		35,244.40	47,200.00	(11,955.60)	
	1,511		11/29/07		26,627.15	35,448.06	(8,820.91)	
	1,600		12/28/07		28,195.52	36,632.48	(8,436.96)	
125022900	712	PINNACLE ENTMT INC	09/28/07	12/30/08	4,884.58	19,438.09	(14,553.51)	
	813		10/19/07		5,577.47	21,948.97	(16,371.50)	
	781		10/24/07		5,357.94	21,165.88	(15,807.94)	
	1,268		11/02/07		8,698.94	35,199.68	(26,500.74)	
	1,001		11/06/07		6,867.22	27,486.86	(20,619.64)	
	401		11/29/07		2,751.00	10,961.34	(8,210.34)	
125023000	33	PRAXAIR INC	10/24/07	12/30/08	1,921.79	2,838.00	(916.21)	
	92		11/02/07		5,357.73	7,743.64	(2,385.91)	
	145		11/06/07		8,444.25	12,610.36	(4,166.11)	
	154		11/29/07		8,968.37	13,012.85	(4,044.48)	
125023200	1,030	PRUDENTIAL PLC ADR	10/19/07	12/30/08	11,909.72	31,162.65	(19,252.93)	
	690		10/24/07		7,978.36	21,307.20	(13,328.84)	
	1,590		11/02/07		18,384.91	49,768.59	(31,383.68)	
	710		11/06/07		8,209.61	22,463.05	(14,253.44)	
	1,335		12/18/07		15,436.38	36,483.41	(21,047.03)	
125023400	5,409	QWEST COMMUNICATIONS INTL	10/24/07	12/30/08	18,450.54	43,921.08	(25,470.54)	
	2,421		11/01/07		8,258.23	17,489.55	(9,231.32)	
	8,950		11/02/07		30,529.17	63,008.00	(32,478.83)	
	3,223		11/05/07		10,993.91	22,432.40	(11,438.49)	
	6,023		11/29/07		20,544.94	40,173.41	(19,628.47)	
125023500	10	RWE AG SPONS ADR -USD	10/24/07	12/30/08	905.13	1,324.00	(418.87)	
	170		11/02/07		15,387.24	23,052.00	(7,664.76)	
	70		11/06/07		6,335.92	9,519.30	(3,183.38)	
125023700	127 5874	REED ELSEVIER NV	09/28/07	12/30/08	3,029.85	5,559.15	(2,529.30)	
	67 6927		10/19/07		1,607.52	2,895.97	(1,288.45)	
	415 4788		10/24/07		9,866.49	17,892.54	(8,026.05)	
	865 5809		11/02/07		20,555.18	38,375.81	(17,820.63)	
	536 6602		11/06/07		12,744.21	23,216.59	(10,472.38)	
125023900	780	REXAM PLC SPONS ADR	11/02/07	12/30/08	19,499.89	43,044.92	(23,545.03)	
	380	-NEW-	11/06/07		9,499.95	20,926.83	(11,426.88)	
	563		12/18/07		14,074.92	22,546.85	(8,471.93)	
	110		12/28/07		2,749.98	4,614.21	(1,864.23)	

Ref 00009248 00081243

CITI GLOBAL IMPACT FUNDING

Account Number 692-72493-15 643

Details of Long Term Gain (Loss): 2008 - continued

2  
0  
0  
8  
  
Y  
E  
A  
R  
  
E  
N  
D  
  
S  
U  
M  
M  
A  
R  
Y

Reference number	Quantity	Security Description	Opening Trade Date	Closing Trade Date	Sale Proceeds	Cost	(Loss)	Gain
125024000	130	REYNOLDS AMERICAN INC	10/24/05	12/30/08	\$ 5,268.72	\$ 5,444.52	(\$ 175.80)	
	200		12/28/05		8,105.69	9,542.00	(1,436.31)	
	300		12/20/06		12,158.54	19,542.27	(7,383.73)	
	200		12/27/06		8,105.69	13,142.00	(5,036.31)	
	200		01/08/07		8,105.69	12,926.00	(4,820.31)	
	600		11/02/07		24,317.08	37,662.18	(13,345.10)	
	300		12/28/07		12,158.54	19,911.00	(7,752.46)	
125024100	75	RICOH CO LTD ADR-NEW	10/19/07	12/30/08	4,832.06	7,885.23	(3,253.17)	
	170		10/24/07		10,499.35	17,756.50	(7,257.15)	
	370		11/02/07		22,851.52	37,347.80	(14,496.28)	
	220		11/06/07		13,587.39	21,890.00	(8,302.61)	
	100		12/18/07		6,176.09	9,329.15	(3,153.06)	
	140		12/28/07		8,646.52	12,972.26	(4,325.74)	
125024400	333	ROYAL DUTCH SHELL PLC ADR CL A	12/22/05	12/30/08	17,545.61	20,606.04	(3,060.43)	
	100		05/23/07		5,268.95	7,521.75	(2,252.80)	
	600		10/01/07		31,813.70	50,011.68	(18,397.98)	
	700		10/05/07		36,882.65	55,881.21	(18,998.56)	
	200		11/02/07		10,537.90	17,060.00	(6,522.10)	
	400		11/29/07		21,075.80	32,088.00	(11,012.20)	
125024500	71	SBA COMMUNICATIONS CORP	10/24/07	12/30/08	1,097.34	2,516.23	(1,418.89)	
	1,276		11/02/07		19,721.23	47,224.64	(27,503.41)	
	702		11/06/07		10,849.77	26,374.07	(15,524.30)	
	783		11/13/07		12,101.67	26,240.84	(14,139.17)	
	238		11/29/07		3,678.41	8,744.12	(5,065.71)	
125024800	1,040	SALESFORCE COM INC	02/14/07	12/30/08	32,000.31	51,721.08	(19,720.77)	
	1,208		10/02/07		37,169.59	62,000.60	(24,831.01)	
	309		11/29/07		9,507.78	16,811.18	(7,303.40)	
125025000	435	SANOFI-AVENTIS SPONS ADR	10/19/07	12/30/08	13,996.83	18,404.29	(4,407.46)	
	219		10/24/07		7,046.68	9,167.34	(2,120.66)	
	1,030		11/02/07		33,141.92	45,165.50	(12,023.58)	
	320		11/06/07		10,296.52	14,508.80	(4,212.28)	
	260		12/28/07		8,365.92	12,061.40	(3,695.48)	
125025200	205	SAVVIS INC-NEW	09/28/07	12/30/08	1,209.92	7,997.05	(6,787.13)	
	370		10/19/07		2,183.76	15,688.00	(13,504.24)	
	995		10/24/07		5,872.55	36,048.85	(30,176.30)	
	187		11/02/07		1,103.69	7,062.99	(5,959.30)	
	498		11/06/07		2,939.23	18,670.02	(15,730.79)	
	842		11/09/07		4,969.54	28,728.96	(23,759.42)	
	271		11/29/07		1,599.46	8,764.83	(7,165.37)	

Ref 00009248 00C81244

CITI GLOBAL IMPACT FUNDING

Account Number 692-72493-15 643

Details of Long Term Gain/(Loss) 2008 - continued

2  
0  
0  
8  
  
Y  
E  
A  
R  
  
E  
N  
D  
  
S  
U  
M  
M  
A  
R  
Y

Reference number	Quantity	Security Description	Opening Trade Date	Closing Trade Date	Sale Proceeds	Cost	(Loss)	Gain
125025300	878	SCHLUMBERGER LTD	12/05/06	12/30/08	\$ 36,006.05	\$ 59,073.60	(\$ 23,067.55)	
	80		12/08/06		3,280.73	5,328.59	(2,047.86)	
	987		12/20/06		40,476.05	64,670.90	(24,194.85)	
	107		12/27/06		4,387.99	6,789.38	(2,401.39)	
	207		11/29/07		8,488.90	19,111.50	(10,622.60)	
125025600	174	SECOM LTD ADR	12/22/05	12/30/08	17,748.33	18,574.50	(826.17)	
	220		01/04/06		22,440.42	23,694.00	(1,253.58)	
125025800	1,401.8715	SILICONWARE PRECISION INDS SPON ADR	01/27/06	12/30/08	6,099.23	9,584.71	(3,485.48)	
	1,219.1124		03/09/06		5,304.08	6,784.62	(1,480.54)	
	412.0161		05/15/06		1,792.59	2,474.33	(681.74)	
125026000	154	SONY CORP SPON ADR-NEW	10/24/07	12/30/08	3,298.28	6,921.42	(3,623.14)	
	1,090		11/02/07		23,344.94	53,987.70	(30,642.76)	
	700		11/29/07		14,992.16	37,775.43	(22,783.27)	
125026100	2,718	STARBUCKS CORP	05/15/06	12/30/08	25,045.14	96,141.91	(71,096.77)	
	544		11/03/06		5,012.71	19,863.24	(14,850.53)	
	633		12/05/06		5,832.81	23,308.83	(17,476.02)	
	3,502		12/20/06		32,269.35	127,764.52	(95,495.17)	
	669		12/22/06		6,164.53	24,188.97	(18,024.44)	
	1,076		12/27/06		9,914.85	38,649.81	(28,734.96)	
	823		01/08/07		7,583.57	28,894.62	(21,311.05)	
	952		11/29/07		8,772.25	21,480.93	(12,708.68)	
125026200	10	STATE STREET CORP	10/19/07	12/30/08	367.24	747.80	(380.56)	
	84		10/24/07		3,084.79	6,418.44	(3,333.65)	
	102		11/06/07		3,745.82	8,001.62	(4,255.80)	
125026300	63	STATOILHYDRO ASA SPONS ADR	10/19/07	12/30/08	1,026.19	2,099.07	(1,072.88)	
	420		10/24/07		6,841.26	13,654.20	(6,812.94)	
	850		11/02/07		13,845.40	28,205.72	(14,360.32)	
	330		11/06/07		5,375.27	11,212.74	(5,837.47)	
	660		12/18/07		10,750.54	19,205.47	(8,454.93)	
125026400	224	STRYKER CORP	05/15/06	12/30/08	8,769.84	9,657.25	(887.41)	
	176		11/03/06		6,890.59	9,104.90	(2,214.31)	
	200		12/05/06		7,830.22	10,766.86	(2,936.64)	
	563		12/20/06		22,042.06	31,142.29	(9,100.23)	
	77		12/22/06		3,014.63	4,215.23	(1,200.60)	
	240		12/27/06		9,396.26	13,257.86	(3,861.60)	
	164		01/08/07		6,420.78	9,215.00	(2,794.22)	
	199		11/29/07		7,791.06	14,379.88	(6,588.82)	
125026800	90	TNT N V SPONSORED ADR-USD	09/28/07	12/30/08	1,714.49	3,758.16	(2,043.67)	
	530		10/19/07		10,096.44	22,051.71	(11,955.27)	

Ref 00009248 00081245

CITI GLOBAL IMPACT FUNDING  
Account Number 692-72493-15 643

Details of Long Term Gain (Loss) 2008 - continued

2  
0  
0  
8  
  
Y  
E  
A  
R  
  
E  
N  
D  
  
S  
U  
M  
M  
A  
R  
Y

Reference number	Quantity	Security Description	Opening Trade Date	Closing Trade Date	Sale Proceeds	Cost	(Loss)	Gain
	640		10/24/07		\$ 12,191.93	\$ 25,952.00	(\$ 13,760.07)	
	1,230		11/02/07		23,431.37	50,737.50	(27,306.13)	
	510		11/06/07		9,715.45	20,782.50	(11,067.05)	
	270		12/28/07		5,143.47	11,226.84	(6,083.37)	
125020900	150	TALISMAN ENERGY INC	10/19/07	12/30/08	1,446.07	3,072.34	(1,626.27)	
	1,020		10/24/07		9,833.25	20,491.80	(10,658.55)	
	1,530		11/02/07		14,749.88	32,910.30	(18,160.42)	
	710		11/06/07		6,844.72	15,534.09	(8,689.37)	
	1,810		12/18/07		17,449.21	32,202.98	(14,753.77)	
	150		12/28/07		1,446.07	2,814.00	(1,367.93)	
125027100	297	TELENOR ASA	10/19/07	12/30/08	5,840.08	19,033.48	(13,193.40)	
	460	ADR REPSTG	10/24/07		9,045.25	29,557.99	(20,512.74)	
	680		11/02/07		13,371.24	47,362.00	(33,990.76)	
	360		11/06/07		7,078.89	25,840.80	(18,761.91)	
	180		12/28/07		3,539.45	12,906.00	(9,366.55)	
125027300	2,987	TENET HEALTHCARE CORP	10/24/07	12/30/08	3,285.68	9,677.88	(6,392.20)	
	7,610		11/02/07		8,370.95	24,732.50	(16,361.55)	
	9,267		11/29/07		10,193.64	47,261.70	(37,068.06)	
	1,383		11/30/07		1,521.29	7,372.50	(5,851.21)	
125027400	1,137	TERREMARK WORLDWIDE INC	09/28/07	12/30/08	3,960.38	8,409.25	(4,448.87)	
	1,125	NEW	10/19/07		3,918.58	8,645.36	(4,726.78)	
	1,763		10/24/07		6,140.85	13,198.50	(7,057.65)	
	2,168		11/02/07		7,551.54	16,167.96	(8,616.42)	
	1,542		11/06/07		5,371.06	9,935.90	(4,564.84)	
	1,653		11/29/07		5,757.70	9,857.89	(4,100.19)	
125027500	323	TEVA PHARMACEUTICAL INDS	11/26/07	12/30/08	13,537.17	14,164.36	(627.19)	
	240	LTD ADR	11/27/07		10,058.58	10,403.11	(344.53)	
125027700	2,552	TIME WARNER INC	10/24/07	12/30/08	25,496.88	45,910.48	(20,413.60)	
125027800	743	TOKIO MARINE HLDGS INC	12/29/05	12/30/08	21,621.18	25,877.20	(4,256.02)	
	725	ADR	05/15/06		21,097.38	29,026.10	(7,928.72)	
125028000	45	TOTAL S A SPONS ADR	09/28/07	12/30/08	2,475.89	3,625.82	(1,149.93)	
	240		10/19/07		13,204.75	19,139.16	(5,934.41)	
	476		11/02/07		26,189.43	37,235.05	(11,045.62)	
	180		11/06/07		9,903.56	14,316.25	(4,412.69)	
	500		12/26/07		27,509.89	40,864.50	(13,354.61)	
125028100	15	TRAVELERS COMPANIES INC	10/24/05	12/30/08	659.07	647.38		11.69
	200		12/20/05		8,787.51	9,014.00	(226.49)	
	200		12/28/05		8,787.51	8,920.00	(132.49)	
	600		05/15/06		26,362.53	26,680.39	(317.86)	

Ref 00009248 00081246

CITI GLOBAL IMPACT FUNDING

Account Number 692-72493-15 643

Details of Long Term Gain (Loss) 2008 - continued

Reference number	Quantity	Security Description	Opening Trade Date	Closing Trade Date	Sale Proceeds	Cost	(Loss)	Gain
	200		12/22/06		\$ 8,787.51	\$ 10,720.00	(\$ 1,932.49)	
	300		01/05/07		13,181.27	15,750.00	(2,568.73)	
	48		10/19/07		2,109.00	2,460.79	(351.79)	
	1,310		10/24/07		57,558.19	66,011.56	(8,453.37)	
	800		11/02/07		35,150.04	41,808.80	(6,658.76)	
	1,300		11/02/07		57,118.82	67,221.18	(10,102.36)	
	400		11/29/07		17,575.02	20,868.00	(3,292.98)	
	734		11/29/07		32,250.16	37,798.21	(5,548.05)	
125028400	1,300	UNITED OVERSEAS BANK LTD	10/24/05	12/30/08	23,555.87	21,190.00		2,365.87
	1,310	SPONS ADR	12/22/05		23,737.06	23,252.50		484.56
	1,255		01/04/06		22,740.47	22,590.00		150.47
125028600	248	UNITED TECHNOLOGIES CORP	10/19/07	12/30/08	13,032.33	19,100.96	(6,068.63)	
	141		10/24/07		7,409.51	10,714.10	(3,304.59)	
	152		11/02/07		7,987.55	11,494.24	(3,506.69)	
	225		11/06/07		11,823.68	17,215.79	(5,392.11)	
125028800	130	V F CORP	12/22/06	12/30/08	6,963.98	10,723.04	(3,759.06)	
	200		01/08/07		10,713.82	16,304.00	(5,590.18)	
	400		11/02/07		21,427.64	33,233.68	(11,806.04)	
	600		11/29/07		32,141.46	44,442.42	(12,300.96)	
	400		12/28/07		21,427.64	28,060.48	(6,632.84)	
125029000	2,060	VALEO SPONS ADR -USD-	12/18/07	12/30/08	14,996.71	44,720.13	(29,723.42)	
	900		12/28/07		6,551.96	18,647.28	(12,095.32)	
125029100	244	VALUECLICK INC	09/28/07	12/30/08	1,576.69	5,528.80	(3,952.11)	
	799		10/02/07		5,163.03	18,428.86	(13,265.83)	
	310		10/19/07		2,003.18	7,856.82	(5,853.64)	
	561		10/24/07		3,625.11	14,080.02	(10,454.91)	
	811		11/02/07		5,240.57	20,157.46	(14,916.89)	
	560		11/06/07		3,618.64	13,200.32	(9,581.68)	
125029200	245	VARIAN MEDICAL SYSTEMS INC	08/22/06	12/30/08	8,434.10	12,768.32	(4,334.22)	
	447		08/23/06		15,387.93	23,277.84	(7,889.91)	
	179		12/05/06		6,162.06	8,967.90	(2,805.84)	
	878		12/20/06		30,225.07	42,757.28	(12,532.21)	
	110		12/22/06		3,786.74	5,287.71	(1,500.97)	
	325		12/27/06		11,188.09	15,433.54	(4,245.45)	
	314		01/08/07		10,809.42	15,085.19	(4,275.77)	
	286		11/29/07		9,845.52	14,332.20	(4,486.68)	
125029300	210	VERIZON COMMUNICATIONS	10/24/05	12/30/08	6,890.74	6,062.61		828.13
	300		12/20/05		9,843.90	8,790.36		1,053.54
	400		12/28/05		13,125.21	11,628.40		1,496.81

2  
0  
0  
8  
  
Y  
E  
A  
R  
  
E  
N  
D  
  
S  
U  
M  
M  
A  
R  
Y

Ref. 00009248 00081247

CITI GLOBAL IMPACT FUNDING

Account Number 692-72493-15 643

Details of Long Term Gain (Loss) 2008 *continued*

2  
0  
0  
8  
  
Y  
E  
A  
R  
  
E  
N  
D  
  
S  
U  
M  
M  
A  
R  
Y

Reference number	Quantity	Security Description	Opening Trade Date	Closing Trade Date	Sale Proceeds	Cost	(Loss)	Gain
	200		01/09/06		\$ 6,562.60	\$ 6,046.31		\$ 516.29
	500		05/15/06		16,406.51	15,015.06		1,391.45
	800		12/20/06		26,250.41	29,032.34	(2,781.93)	
	300		01/05/07		9,843.90	11,179.84	(1,335.94)	
	900		11/29/07		29,531.71	38,118.38	(8,586.67)	
125029500	411	VODAFONE GROUP PLC SPONS	11/02/07	12/30/08	8,040.14	15,657.05	(7,616.91)	
	350	ADR NEW	11/06/07		6,846.83	13,775.65	(6,928.82)	
125C29900	493	WASTE MGMT INC DEL	10/24/07	12/30/08	15,945.55	18,737.06	(2,791.51)	
	590		11/02/07		19,082.91	21,303.78	(2,220.87)	
	416		11/29/07		13,455.07	14,163.68	(708.61)	
125C30000	1,526	WATSON PHARMACEUTICALS INC	10/24/07	12/30/08	39,058.52	45,169.60	(6,111.08)	
	1,680		11/02/07		43,000.20	50,111.21	(7,111.01)	
	977		11/29/07		25,006.66	28,339.06	(3,332.40)	
125030400	600	WHIRLPOOL CORP	12/18/07	12/30/08	24,065.14	48,171.12	(24,105.98)	
125030700	1,383	WINDSTREAM CORP	08/24/06	12/30/08	12,168.80	17,991.31	(5,822.51)	
	1,130		09/06/06		9,942.70	15,028.77	(5,086.07)	
	830		09/07/06		7,303.05	11,056.43	(3,753.38)	
	840		09/08/06		7,391.03	11,315.56	(3,924.53)	
	1,600		12/20/06		14,078.16	22,256.00	(8,177.84)	
	1,000		12/27/06		8,798.85	13,820.00	(5,021.15)	
	2,700		11/02/07		23,756.90	35,451.00	(11,694.10)	
	1,700		11/29/07		14,958.05	22,168.00	(7,209.95)	
125C30800	1,100	WYETH	11/13/07	12/30/08	40,511.89	50,891.17	(10,379.28)	
	1,000		11/19/07		36,828.99	46,455.40	(9,626.41)	
	300		11/29/07		11,048.70	14,709.00	(3,660.30)	
	800		12/28/07		29,463.20	35,320.00	(5,856.80)	
125C31200	430	ZURICH FINCL SVCS SPON ADR	09/28/07	12/30/08	9,176.15	12,841.74	(3,665.59)	
	640		10/19/07		13,657.52	19,451.58	(5,794.06)	
	770		10/24/07		16,431.71	22,830.50	(6,398.79)	
	1,480		11/02/07		31,583.02	43,512.00	(11,928.98)	
	870		11/06/07		18,565.69	25,393.65	(6,827.96)	
	350		12/28/07		7,468.96	10,320.63	(2,851.67)	
<b>Total</b>					<b>\$ 9,978,350.77</b>	<b>\$ 17,566,838.04</b>	<b>(\$ 7,680,365.48)</b>	<b>\$ 91,878.21</b>

Ref 00009249 00081252

CITI GLOBAL IMPACT FUNDING

Account Number 692-72494-14 643

Details of Earnings 2008 continued

Dividends and Distributions, Section 2

Amounts displayed for dividends include dividend reinvestments, money fund earnings, accrued dividends received and dividends exempt from Federal income tax.

Reference number	Description	Nondividend distributions	Foreign tax paid	Cash liquidation distributions	Non cash liquidation distributions	Investment expense	NRA Withholding
160000400	VANGUARD EUROPE PACIFIC ETF THIS AMOUNT INCLUDES TAXES PAID TO A FOREIGN GOVERNMENT A PORTION OF THIS INCOME HAS BEEN RECLASSIFIED		\$ 6,632.81				
160000500	VANGUARD EMERGING MARKETS ETF THIS AMOUNT INCLUDES TAXES PAID TO A FOREIGN GOVERNMENT A PORTION OF THIS INCOME HAS BEEN RECLASSIFIED		5,953.56				
<b>Totals</b>			<b>\$ 12,586.37</b>				

Details of Short Term Gain (Loss) 2008

This section shows your sales of securities during the year. The "Sale Proceeds" column excludes any accrued income you may have received. In addition, although cash in lieu less than \$20 is not included on Form 1099-B (if applicable), it is included in this section. Please note, this material is being prepared for informational purposes only and should not be used for tax preparation without the assistance of your tax advisor.

Reference number	Quantity	Security Description	Opening Trade Date	Closing Trade Date	Sale Proceeds	Cost	(Loss)	Gain
125000200	350	COSAN LTD CL A-BRL	12/31/07	12/30/08	\$ 1,211.27	\$ 4,215.05	(\$ 3,003.78)	
	815		01/02/08		2,820.54	9,979.68	(7,159.14)	
	290		01/03/08		1,003.63	3,552.59	(2,548.96)	
	420		01/04/08		1,453.53	5,082.63	(3,629.10)	
	849		01/07/08		2,938.20	10,425.64	(7,487.44)	
	941		06/18/08		3,256.59	11,858.11	(8,601.52)	
125000300	312	GLOBAL CROSSING LTD NEW	12/31/07	12/30/08	2,290.44	6,918.16	(4,627.72)	
	235		01/02/08		1,725.17	5,028.98	(3,303.81)	
	243		01/03/08		1,783.90	5,241.49	(3,457.59)	
	159		06/05/08		1,167.24	3,113.06	(1,945.82)	
125000400	948	INVESCO LTD	10/10/08	12/30/08	12,850.63	12,233.75		616.88
	265		10/30/08		3,592.21	3,922.03	(329.82)	

2  
0  
0  
8  
  
Y  
E  
A  
R  
  
E  
N  
D  
  
S  
U  
M  
M  
A  
R  
Y



Ref 00009249 00381253

CITI GLOBAL IMPACT FUNDING

Account Number 692-72494-14 643

Details of Short Term Gain/(Loss) 2008 - continued

2  
0  
0  
8  
  
Y  
E  
A  
R  
  
E  
N  
D  
  
S  
U  
M  
M  
A  
R  
Y

Reference number	Quantity	Security Description	Opening Trade Date	Closing Trade Date	Sale Proceeds	Cost	(Loss)	Gain
	218		11/21/08		\$ 2,955.11	\$ 1,941.92		\$ 1,013.19
	214		12/22/08		2,900.88	2,785.81		115.07
125000500	434	LAZARD LTD CLASS A	12/11/08	12/30/08	12,020.21	13,055.81	(1,035.60)	
125000600	492	RENAISSANCE RE HLDGS LTD	10/13/08	12/30/08	24,788.20	19,747.65		5,040.55
	348		10/16/08		17,533.11	12,706.14		4,826.97
125000700	2,569	SEAGATE TECHNOLOGY -USD	12/18/08	12/30/08	10,536.95	12,051.69	(1,514.74)	
125000800	224 9247	SIGNET JEWELERS LTD-USD	01/03/08	12/30/08	1,845.09	5,764.78	(3,919.69)	
	309 9107		02/01/08		2,542.25	8,693.37	(6,151.12)	
	77.4777		02/05/08		635.54	1,962.97	(1,327.43)	
	197 4433		02/22/08		1,619.66	5,117.77	(3,498.11)	
125000900	360	TYCO INTL LTD	12/31/07	12/30/08	7,628.29	14,245.20	(6,616.91)	
	350	(NEW)	01/03/08		7,416.41	13,632.50	(6,216.09)	
	445		09/17/08		9,429.41	17,601.93	(8,172.52)	
125001000	210	TYCO ELECTRONICS LTD	12/31/07	12/30/08	3,311.93	7,844.47	(4,532.54)	
	300		01/03/08		4,731.33	11,222.76	(6,491.43)	
	321		03/17/08		5,062.53	10,049.26	(4,986.73)	
	169		11/21/08		2,665.32	2,291.66		373.66
	788		12/04/08		12,427.63	13,221.06	(793.43)	
	379		12/19/08		5,977.25	6,062.48	(85.23)	
125001100	637	UBS AG (NEW)	03/12/08	12/30/08	8,811.76	18,630.24	(9,818.48)	
	9		08/04/08		124.50	172.70	(48.20)	
	769		10/07/08		10,637.75	13,122.83	(2,485.08)	
125001200	390	FLEXTRONICS INTL LTD USD	12/31/07	12/30/08	963.29	4,722.90	(3,759.61)	
	1,300		01/03/08		3,210.98	15,392.00	(12,181.02)	
125001300	1,694	ADC TELECOMMUNICATIONS INC NEW	07/16/08	12/30/08	8,385.25	22,179.54	(13,794.29)	
	1,705		07/17/08		8,439.70	22,784.09	(14,344.39)	
	1,910		07/22/08		9,454.45	25,464.50	(16,010.05)	
	2,401		07/23/08		11,884.88	24,409.53	(12,524.65)	
125001400	315	AT&T INC	12/31/07	12/30/08	8,783.69	13,119.75	(4,336.06)	
	600		01/03/08		16,730.85	24,810.00	(8,079.15)	
125001500	442	ABBOTT LABORATORIES	04/28/08	12/30/08	23,368.40	22,930.34		438.06
125001700	932	ACERINOX SA UNSPON ADR	10/30/08	12/30/08	7,269.56	5,729.10		1,540.46
	856		11/03/08		6,676.76	5,375.42		1,301.34
125001800	400	AEGON N V-ADR AMER REG-ADR	01/03/08	12/30/08	2,553.67	6,974.04	(4,420.37)	
125001900	479	AFFILIATED COMPUTER SVCS CL A	06/13/08	12/30/08	21,416.16	26,598.49	(5,182.33)	

Ref 00009249 00381254

CITI GLOBAL IMPACT FUNDING

Account Number 692-72494-14 643

Details of Short Term Gain (Loss) 2008: continued

Reference number	Quantity	Security Description	Opening Trade Date	Closing Trade Date	Sale Proceeds	Cost	(Loss)	Gain
125002000	10	AKZO NOBEL N V ADR-EUR	01/03/08	12/30/08	\$ 413.24	\$ 823.17	(\$ 409.93)	
125002100	500	ALCOA INC	01/03/08	12/30/08	5,305.97	18,070.00	(12,764.03)	
	292		01/07/08		3,098.69	9,677.61	(6,578.92)	
	717		01/11/08		7,608.76	22,689.54	(15,080.78)	
	321		01/15/08		3,406.43	10,111.76	(6,705.33)	
	252		01/23/08		2,674.21	7,076.51	(4,402.30)	
	299		04/08/08		3,172.97	11,210.41	(8,037.44)	
	324		06/23/08		3,438.27	12,219.63	(8,781.36)	
	58		07/10/08		615.49	2,023.19	(1,407.70)	
	348		09/17/08		3,692.96	9,073.79	(5,380.83)	
	4,700		11/13/08		49,876.11	47,698.42		2,177.69
125002200	15,2702	ALLEGHANY CORP DEL	12/31/07	12/30/08	4,159.02	5,958.40	(1,799.38)	
	8 1441		01/02/08		2,218.14	3,193.78	(975.64)	
	16 2893		01/03/08		4,436.58	6,297.12	(1,860.54)	
125002300	403	ALLERGAN INC	12/31/07	12/30/08	15,584.00	25,959.97	(10,375.97)	
	324		01/03/08		12,529.07	20,623.54	(8,094.47)	
	990		04/11/08		38,283.28	55,515.04	(17,231.76)	
125002400	330	ALLIANZ SE ADR	01/03/08	12/30/08	3,489.00	7,014.18	(3,525.18)	
	493		10/06/08		5,212.36	5,977.62	(765.26)	
125002500	100	ALLSTATE CORP	12/31/07	12/30/08	3,137.73	5,259.96	(2,122.23)	
	300		01/03/08		9,413.20	15,276.00	(5,862.80)	
	350		11/13/08		10,982.07	8,902.57		2,079.50
125002600	200	ALTRIA GROUP INC	12/31/07	12/30/08	3,037.98	4,623.57	(1,585.59)	
	200		01/03/08		3,037.98	4,610.08	(1,572.10)	
	2,130		04/10/08		32,354.52	46,126.00	(13,771.48)	
	1,370		04/11/08		20,810.18	29,239.64	(8,429.46)	
	1,900		04/16/08		28,860.84	40,884.58	(12,023.74)	
125002700	1,237	AMAZON COM INC	01/03/08	12/30/08	62,154.20	119,948.55	(57,794.35)	
	1,426		01/23/08		71,650.68	100,400.38	(28,749.70)	
	1,110		02/26/08		55,772.97	78,429.38	(22,656.41)	
	784		03/11/08		39,392.80	51,378.42	(11,985.62)	
	1,070		04/11/08		53,763.13	77,369.99	(23,606.86)	
125002800	100	AMEREN CORP	12/31/07	12/30/08	3,216.36	5,427.79	(2,211.43)	
	75		12/31/07		2,412.27	4,064.25	(1,651.98)	
	300		01/03/08		9,649.09	16,024.50	(6,375.41)	
	150		01/03/08		4,824.54	8,071.50	(3,246.96)	
	16		01/03/08		514.62	855.69	(341.07)	

2  
0  
0  
8  
  
Y  
E  
A  
R  
  
E  
N  
D  
  
S  
U  
M  
M  
A  
R  
Y

Ref 00009249 00381255

CITI GLOBAL IMPACT FUNDING  
Account Number 692-72494-14 643

Details of Short-Term Gain (Loss) 2008 - continued

Reference number	Quantity	Security Description	Opening Trade Date	Closing Trade Date	Sale Proceeds	Cost	(Loss)	Gain
125002900	454	AMERICA MOVIL S A.B DE CV	12/31/07	12/30/08	\$ 13,581.11	\$ 27,724.42	(\$ 14,143.31)	
	316	SER L SPONS ADR	01/03/08		9,452.93	18,873.89	(9,420.96)	
125003000	135	AMERICAN ELECTRIC POWER CO INC	12/31/07	12/30/08	4,298.92	6,288.30	(1,989.38)	
	350		01/03/08		11,145.34	16,404.50	(5,259.16)	
	417		06/04/08		13,278.85	17,949.35	(4,670.50)	
125003100	75	AMERICAN EXPRESS CO	12/31/07	12/30/08	1,349.77	3,915.75	(2,565.98)	
	250		01/03/08		4,499.22	12,770.00	(8,270.78)	
	153		04/25/08		2,753.53	7,318.98	(4,565.45)	
	68		06/04/08		1,223.79	3,117.13	(1,893.34)	
	165		11/14/08		2,969.49	3,296.82	(327.33)	
	200		11/21/08		3,599.38	3,439.42		159.96
125003200	592	AMERICAN FINL GROUP INC OHIO	11/14/08	12/30/08	13,104.32	12,619.37		484.95
	546		12/04/08		12,086.07	10,975.75		1,110.32
125003300	361	AMERISTAR CASINOS INC	12/31/07	12/30/08	2,824.30	9,856.74	(7,032.44)	
	222		01/02/08		1,736.83	6,025.04	(4,288.21)	
	437		01/03/08		3,418.89	11,533.17	(8,114.28)	
	1,347		04/14/08		10,538.33	22,934.70	(12,396.37)	
	109		04/14/08		852.77	1,855.89	(1,003.12)	
	774		10/03/08		6,055.43	8,856.34	(2,800.91)	
	309		10/06/08		2,417.49	3,381.63	(964.14)	
125003400	235	ANADARKO PETROLEUM CORP	10/27/08	12/30/08	8,800.77	6,826.59		1,974.18
	160		11/03/08		5,992.01	5,154.00		838.01
	173		11/14/08		6,478.87	6,567.34	(88.47)	
	136		11/21/08		5,093.21	4,217.44		875.77
	99		11/21/08		3,707.56	3,070.05		637.51
	94		12/01/08		3,520.31	3,628.81	(108.50)	
	95		12/09/08		3,557.76	3,288.92		268.84
	74		12/12/08		2,771.31	2,722.79		48.52
	50		12/19/08		1,872.50	1,871.40		1.10
	142		12/22/08		5,317.91	5,087.42		230.49
	125001500	3,990	ANGLO AMERICAN PLC ADR	08/14/08	12/30/08	44,918.76	108,568.70	(63,649.94)
125001600	2,065	ANNALY CAPITAL MANAGEMENT INC	06/27/08	12/30/08	30,672.72	31,894.13	(1,221.41)	
	370		06/30/08		5,495.84	5,799.20	(303.36)	
	2,300		07/08/08		34,163.32	35,158.49	(995.17)	
	945		07/16/08		14,036.66	13,476.74		559.92
	2,300		07/17/08		34,163.32	33,504.33		658.99
125003700	413	APOLLO GROUP INC CL A	07/11/08	12/30/08	31,880.12	22,529.27		9,350.85
125003800	167	APPLE INC	12/31/07	12/30/08	14,333.85	33,361.76	(19,027.91)	
	132		01/03/08		11,329.75	25,775.98	(14,446.23)	

2  
0  
0  
8  
  
Y  
E  
A  
R  
  
E  
N  
D  
  
S  
U  
M  
M  
A  
R  
Y

Ref 00009249 00081258

CITI GLOBAL IMPACT FUNDING  
Account Number 692-72494-14 643

Details of Short Term Gain/(Loss) 2008 - continued

Reference number	Quantity	Security Description	Opening Trade Date	Closing Trade Date	Sale Proceeds	Cost	(Loss)	Gain
	215		05/05/08		\$ 18,453.75	\$ 39,567.98	(\$ 21,114.23)	
	385		10/06/08		33,045.09	35,070.73	(2,025.64)	
125003900	30	ASAHI KAISEI CORP ADR	01/03/08	12/30/08	1,289.99	2,047.50	(757.51)	
125004000	884	ASTORIA FINANCIAL CORP	07/07/08	12/30/08	14,020.87	16,869.81	(2,848.94)	
	1,057		07/31/08		16,764.77	23,745.61	(6,980.84)	
	848		09/08/08		13,449.88	20,238.28	(6,788.40)	
125004100	121	AUTOZONE INC	10/29/08	12/30/08	16,535.28	14,441.96		2,093.32
125004200	160	AXA S.A.SPONS ADR	01/03/08	12/30/08	3,508.88	6,324.03	(2,815.15)	
	137		03/25/08		3,004.45	4,744.37	(1,739.92)	
125004300	80	BASF SE COMMON STOCK	01/03/08	12/30/08	3,123.98	5,969.01	(2,845.03)	
125004400	40	BP PLC SPONS ADR	01/03/08	12/30/08	1,808.05	2,998.70	(1,190.65)	
125004500	130	BNP PARIBAS SPON ADR	01/03/08	12/30/08	2,744.28	6,990.35	(4,246.07)	
	361		04/29/08		7,620.67	19,581.18	(11,960.51)	
	388		07/17/08		8,190.63	18,191.46	(10,000.83)	
	3		08/04/08		63.33	140.70	(77.37)	
125004600	1,230	BT GROUP PLC ADR-USD	02/25/08	12/30/08	24,357.92	57,578.88	(33,220.96)	
	1,405		02/29/08		27,823.48	63,656.19	(35,832.71)	
	220		03/05/08		4,356.70	9,677.38	(5,320.68)	
125004700	159	BALLY TECHNOLOGIES INC	12/31/07	12/30/08	3,661.02	7,901.30	(4,240.28)	
	82		01/02/08		1,888.07	4,026.20	(2,138.13)	
	1,073		02/26/08		24,706.12	46,374.74	(21,668.62)	
	612		10/03/08		14,091.47	16,721.13	(2,629.66)	
125004800	330	BANCO SANTANDER S.A	01/03/08	12/30/08	3,105.74	7,020.95	(3,915.21)	
	580		03/12/08		5,458.58	10,627.28	(5,168.70)	
	1,583		11/21/08		14,898.18	10,781.18		4,117.00
125004900	1,178	BANCORPSOUTH INC	10/13/08	12/30/08	25,865.08	27,982.33	(2,117.25)	
	618		10/23/08		13,569.29	12,532.98		1,036.31
	821		10/24/08		18,026.51	16,820.81		1,205.70
125005000	400	BANK OF AMERICA CORP	01/03/08	12/30/08	5,131.97	16,122.37	(10,990.40)	
	1,600		12/10/08		20,527.87	26,282.94	(5,755.07)	
125005100	350	BARCLAYS PLC-ADR	04/02/08	12/30/08	3,026.43	13,955.69	(10,929.26)	
	172		04/03/08		1,487.28	6,686.48	(5,199.20)	
	522		07/28/08		4,513.70	12,036.85	(7,523.15)	
	39		08/04/08		337.23	1,065.49	(728.26)	
125005200	230	BILL BARRETT CORP	12/31/07	12/30/08	4,695.63	9,850.81	(5,155.18)	
	213		01/03/08		4,348.56	9,420.93	(5,072.37)	

2  
0  
8  
Y  
E  
A  
R  
E  
N  
D  
S  
U  
M  
M  
A  
R  
Y

Ref 00009249 00381257

CITI GLOBAL IMPACT FUNDING

Account Number 692-72494-14 643

Details of Short Term Gain (Loss) 2008 - continued

Reference number	Quantity	Security Description	Opening Trade Date	Closing Trade Date	Sale Proceeds	Cost	(Loss)	Gain
	611		08/19/08		\$ 12,474.04	\$ 23,654.25	(\$ 11,180.21)	
	454		09/18/08		9,268.77	15,188.52	(5,919.75)	
125005300	104	BECTON DICKINSON & CO	12/31/07	12/30/08	6,986.99	8,742.24	(1,755.25)	
	32		01/03/08		2,149.84	2,793.60	(643.76)	
125005400	131	BELDEN INC	12/31/07	12/30/08	2,524.47	5,895.03	(3,370.56)	
	68		01/02/08		1,310.41	3,011.04	(1,700.63)	
	216		01/03/08		4,162.49	9,413.28	(5,250.79)	
	562		02/08/08		10,830.18	23,325.53	(12,495.35)	
	611		04/07/08		11,774.46	23,086.96	(11,322.50)	
125005500	263	BIO-RAD LABORATORIES INC CL A	07/23/08	12/30/08	18,528.72	21,638.90	(3,110.18)	
	288		07/24/08		20,290.00	24,321.97	(4,031.97)	
	179		10/14/08		12,810.80	15,609.50	(2,998.70)	
	182		12/18/08		12,822.16	12,634.28		187.88
125005600	200	BLACK & DECKER CORPORATION	01/03/08	12/30/08	8,462.13	13,892.00	(5,429.87)	
125005700	488	BOSTON SCIENTIFIC CORP	12/31/07	12/30/08	3,864.82	5,610.05	(2,045.23)	
	750		01/03/08		5,478.72	8,541.15	(3,062.43)	
	771		03/26/08		5,632.12	9,803.42	(4,171.30)	
	1,189		04/23/08		8,685.60	15,137.75	(6,452.15)	
	163		10/13/08		1,190.71	1,452.51	(261.80)	
125005800	1,054	BRASIL TELECOM PARTICIPACO SA SPONSORED ADR	04/03/08	12/30/08	39,826.64	80,796.16	(40,969.52)	
125005900	14	BRISTOL MYERS SQUIBB CO	07/22/08	12/30/08	316.86	303.23		13.63
	337		09/12/08		7,627.24	7,456.90		170.34
	4,243		12/15/08		96,030.85	95,070.78		960.07
125006100	129	BROADCOM CORP CL A	12/31/07	12/30/08	2,206.58	3,374.72	(1,168.14)	
	552		01/03/08		9,442.07	14,550.78	(5,108.71)	
125006200	368	BUCYRUS INTERNATIONAL INC	10/06/08	12/30/08	6,482.91	11,862.63	(5,379.72)	
	811		10/07/08		14,287.06	28,089.47	(13,802.41)	
	471		10/10/08		8,297.42	12,929.70	(4,632.28)	
	563		11/05/08		9,918.15	15,135.86	(5,217.71)	
125006300	538	BURGER KING HOLDINGS INC	11/20/08	12/30/08	12,127.09	10,121.56		2,005.53
	530		12/05/08		11,946.77	11,151.52		795.25
	715		12/11/08		16,116.87	14,343.62		1,773.25
125006400	300	CBS CORP NEW CLASS B	12/31/07	12/30/08	2,345.39	8,190.00	(5,844.61)	
	800		01/03/08		6,254.38	20,688.00	(14,433.62)	
125006500	1,920	CLECO CORP	04/17/08	12/30/08	43,197.45	45,812.35	(2,614.90)	
	1,097		05/12/08		24,681.04	26,912.59	(2,231.55)	

2008 YEAR END SUMMARY

NOV 13 2009  
ENVELOPE  
POSTMARK DATE

Ref 00009249 00081258

CITI GLOBAL IMPACT FUNDING

Account Number 692-72494-14 643

Details of Short Term Gain(Loss) 2008 continued

Reference number	Quantity	Security Description	Opening Trade Date	Closing Trade Date	Sale Proceeds	Cost	(Loss)	Gain
125006600	40	CME GROUP INC	12/31/07	12/30/08	\$ 7,722.87	\$ 27,099.67	(\$ 19,376.80)	
	28	CLASS A	01/03/08		5,406.01	18,829.87	(13,423.86)	
125006800	290	CRH PLC ADR-USD	03/12/08	12/31/08	7,572.35	11,171.15	(3,598.80)	
	1,200		06/05/08		31,333.86	43,579.08	(12,245.22)	
125006900	1,683	CVS CAREMARK CORP	10/10/08	12/30/08	47,472.45	49,945.38	(2,472.93)	
	208		10/15/08		5,867.07	5,779.63		87.44
125007200	300	CATERPILLAR INC	01/03/08	12/30/08	13,025.63	21,060.00	(8,034.37)	
	100		11/13/08		4,341.88	3,517.68		824.20
125007300	487	CENTRAL EUROPEAN DIST CORP	12/18/08	12/30/08	9,283.04	11,664.87	(2,381.83)	
125007400	883	CENTURY ALUMINUM COMPANY	10/01/08	12/30/08	8,211.94	23,527.98	(15,316.04)	
	588		10/02/08		5,468.43	14,065.20	(8,596.77)	
	1,516		10/06/08		14,098.87	26,754.22	(12,655.35)	
	1,353		10/27/08		12,582.96	13,341.12	(758.16)	
125007600	135	CHEVRON CORP	12/31/07	12/30/08	9,777.56	12,573.23	(2,795.67)	
	100		01/03/08		7,242.64	9,450.00	(2,207.36)	
	250		01/03/08		18,106.60	23,542.25	(5,435.65)	
125007700	80	CHINA PETROLEUM&CHEM ADR	01/03/08	12/30/08	4,880.52	11,608.38	(6,627.86)	
	220		03/12/08		13,421.42	21,368.40	(7,946.98)	
125007800	415	CHIPOTLE MEXICAN GRILL	08/05/08	12/30/08	24,879.07	29,539.70	(4,660.63)	
	608		08/11/08		36,449.33	46,395.14	(9,945.81)	
125007900	410	CITY NATIONAL CORP	10/20/08	12/30/08	18,811.14	21,732.46	(2,921.32)	
	612		10/24/08		28,079.07	29,221.84	(1,142.77)	
	282		12/03/08		12,938.40	11,737.71		1,200.69
125008000	160	COCA-COLA FEMSA S.A B DE C V.SPONS ADR	01/03/08	12/30/08	7,030.36	7,655.18	(624.82)	
125008100	175	COINSTAR INC	12/31/07	12/30/08	3,272.41	4,941.98	(1,669.57)	
	108		01/02/08		2,019.55	3,008.87	(989.32)	
	189		01/03/08		3,534.20	5,248.51	(1,714.31)	
	638		08/05/08		11,930.28	20,270.92	(8,340.64)	
	28		08/05/08		523.59	889.63	(366.04)	
125008200	78	COLGATE PALMOLIVE CO	12/31/07	12/30/08	5,276.80	6,130.80	(854.00)	
125008300	462	COLLECTIVE BRANDS INC	12/31/07	12/30/08	4,754.78	7,890.50	(3,135.72)	
	234		01/02/08		2,408.27	4,013.10	(1,604.83)	
	381		01/03/08		3,921.15	6,286.12	(2,364.97)	
	897		05/01/08		9,231.70	11,654.45	(2,422.75)	
	1,225		05/02/08		12,607.38	16,113.77	(3,506.39)	

2  
0  
0  
8  
  
Y  
E  
A  
R  
  
E  
N  
D  
  
S  
U  
M  
M  
A  
R  
Y

Ref. 00009249 00081259

CITI GLOBAL IMPACT FUNDING

Account Number 692-72494-14 643

Details of Short-Term Gain/(Loss) 2008 continued

Reference number	Quantity	Security Description	Opening Trade Date	Closing Trade Date	Sale Proceeds	Cost	(Loss)	Gain
125008400	2,461	COLONIAL BANC GROUP INC	08/07/08	12/30/08	\$ 4,683.75	\$ 17,424.86	(\$ 12,741.11)	
	2,765		09/08/08		5,262.32	22,845.81	(17,583.49)	
	2,804		09/09/08		5,336.54	21,201.04	(15,864.50)	
	3,660		10/27/08		6,965.67	11,871.58	(4,905.91)	
	1,392		11/13/08		2,649.25	3,273.57	(624.32)	
	4,701		11/14/08		8,946.89	11,177.10	(2,230.21)	
125008500	353	COMCAST CORP CL A	12/31/07	12/30/08	5,742.43	6,451.36	(708.93)	
	1,050		01/03/08		17,080.88	18,139.80	(1,058.92)	
	631		09/23/08		10,264.80	12,299.01	(2,034.21)	
125008600	115	COMMERZBANK A G SPONSORED ADR	01/03/08	12/30/08	1,069.50	4,319.52	(3,250.02)	
125008700	231	COMSTOCK RES INC NEW	12/31/07	12/30/08	10,601.78	7,897.80		2,703.98
	30		01/02/08		1,376.85	1,023.30		353.55
	211		01/03/08		9,683.87	7,359.28		2,324.59
	239		09/25/08		10,968.94	13,287.21	(2,318.27)	
	911		10/06/08		41,810.47	33,208.23		8,602.24
125008800	509	CONOCOPHILLIPS	12/31/07	12/30/08	25,890.04	45,044.82	(19,154.78)	
	250		01/03/08		12,716.13	22,187.00	(9,470.87)	
125008900	1,013	CONSTELLATION BRANDS INC CL A	11/13/08	12/30/08	15,697.76	11,243.69		4,454.07
	779		11/20/08		12,071.63	9,676.66		2,394.97
	809		12/05/08		12,536.52	10,880.65		1,655.87
125009000	597	CREDIT SUISSE GROUP ADR	10/06/08	12/30/08	16,140.69	27,553.46	(11,412.77)	
125009100	592	CURTISS-WRIGHT CORP	04/04/08	12/30/08	18,488.18	26,370.58	(7,882.40)	
	451		04/21/08		14,084.74	21,471.48	(7,386.74)	
	542		04/23/08		16,926.67	25,427.77	(8,501.10)	
	307		05/30/08		9,587.62	15,598.79	(6,011.17)	
	208		06/02/08		6,495.84	10,576.11	(4,080.27)	
125009300	7,620	DANSKE BAN A/S SPONS ADR	10/16/08	12/30/08	37,289.78	70,396.61	(33,106.83)	
125009400	511	DEAN FOODS CO NEW	12/31/07	12/30/08	9,055.43	13,280.43	(4,225.00)	
	102		01/07/08		1,807.54	2,543.39	(735.85)	
	695		01/10/08		12,316.09	17,637.57	(5,321.48)	
	100		01/11/08		1,772.10	2,531.01	(758.91)	
	325		01/23/08		5,759.32	8,688.58	(2,929.26)	
	224		02/13/08		3,969.50	5,611.45	(1,641.95)	
	327		02/15/08		5,794.77	8,134.32	(2,339.55)	
	1,418		03/27/08		25,128.38	28,283.57	(3,155.19)	
	168		09/23/08		2,977.13	3,842.24	(865.11)	

2  
0  
0  
8  
  
Y  
E  
A  
R  
  
E  
N  
D  
  
S  
U  
M  
M  
A  
R  
Y

Ref 00009249 00081260

CITI GLOBAL IMPACT FUNDING

Account Number 692-72494-14 643

Details of Short Term Gain(Loss) 2008 - continued

Reference number	Quantity	Security Description	Opening Trade Date	Closing Trade Date	Sale Proceeds	Cost	(Loss)	Gain
	652		09/23/08		\$ 11,554.09	\$ 14,911.57	(\$ 3,357.48)	
	427		11/05/08		7,566.87	7,358.32		208.55
125009600	286	DENSO CORP ADR	10/30/08	12/30/08	18,546.99	21,621.89	(3,074.90)	
125009700	649	DENWAY MTRS LTD-HKD	12/12/08	12/30/08	10,059.45	9,678.86		380.59
	448		12/15/08		6,943.96	6,898.93		45.03
	170		12/17/08		2,634.98	2,745.50	(110.52)	
	743		12/18/08		11,516.43	12,655.67	(1,139.24)	
125009800	830	DEUTSCHE BOERSE AG UNSPON	10/30/08	12/30/08	6,003.19	6,253.22	(250.03)	
	762	ADR	12/02/08		5,511.36	4,835.80		675.56
125009900	4,715	DEUTSCHE LUFTHANSA AG SPONS ADR	03/25/08	12/30/08	74,968.08	122,968.61	(48,000.53)	
125010000	1,604	DEUTSCHE TELEKOM AG SP ADR	10/29/08	12/30/08	24,435.20	23,044.67		1,390.53
125010100	300	DIAMOND OFFSHORE DRILLING INC	01/02/08	12/30/08	17,787.11	42,342.93	(24,555.82)	
	100		01/03/08		5,929.04	13,710.00	(7,780.96)	
	353		01/07/08		20,929.50	47,301.54	(26,372.04)	
125010200	200	R R DONNELLEY & SONS CO	12/31/07	12/30/08	2,646.18	7,555.22	(4,909.04)	
	500		01/03/08		6,615.46	18,415.00	(11,799.54)	
125010300	200	DOW CHEMICAL CO	12/31/07	12/30/08	3,082.60	7,906.00	(4,823.40)	
	900		01/03/08		13,871.71	34,539.21	(20,667.50)	
125010400	15	ENI SPA SPONSORED ADR	01/03/08	12/30/08	709.29	1,118.25	(408.96)	
125010500	425	ENCANA CORP-CAD	08/25/08	12/30/08	19,426.26	30,246.95	(10,820.69)	
	75		08/26/08		3,428.16	5,473.60	(2,045.44)	
	466		09/02/08		21,300.32	32,943.92	(11,643.60)	
125010600	4,805	EXPERIAN GROUP LTD ADR	10/06/08	12/30/08	29,550.58	27,559.08		1,991.50
125010700	187	FMC TECHNOLOGIES INC	12/31/07	12/30/08	3,836.97	9,185.71	(5,348.74)	
	90		01/03/08		2,067.83	5,215.91	(3,148.08)	
	795		01/23/08		18,265.82	35,088.64	(16,822.82)	
	965		07/14/08		22,171.71	68,304.19	(46,132.48)	
	876		11/06/08		20,126.86	29,902.96	(9,776.10)	
125010800	3,265	FAIRCHILD SEMICONDUCTOR INTL INC	10/01/08	12/30/08	15,063.32	28,662.13	(13,598.81)	
	89		10/01/08		410.61	781.30	(370.69)	
	954		10/02/08		4,401.35	8,091.54	(3,690.19)	
	2,506		10/21/08		11,561.61	14,298.48	(2,736.87)	
	1,213		11/24/08		5,596.26	4,281.04		1,315.22
	910		11/24/08		4,198.35	3,211.66		986.69
	747		11/25/08		3,446.34	2,687.03		759.31
125010900	701	FANUC LTD JAPAN-JPY	10/30/08	12/30/08	24,184.36	23,734.60		449.76

2  
0  
0  
8  
  
Y  
E  
A  
R  
  
E  
N  
D  
  
S  
U  
M  
M  
A  
R  
Y



Ref. 00009249 00081261

CITI GLOBAL IMPACT FUNDING  
Account Number 692-72494-14 643

Details of Short-Term Gain/(Loss) 2008 continued

Reference number	Quantity	Security Description	Opening Trade Date	Closing Trade Date	Sale Proceeds	Cost	(Loss)	Gain
125011000	1,379	FINISAR CORP	12/31/07	12/30/08	\$ 516.02	\$ 1,970.59	(\$ 1,454.57)	
	1,376		01/02/08		514.90	2,007.58	(1,492.68)	
	5,307		01/03/08		1,985.87	8,411.60	(6,425.73)	
	22,036		05/16/08		8,245.82	33,347.08	(25,101.26)	
	14,599		09/19/08		5,462.94	17,537.78	(12,074.84)	
	6,213		09/23/08		2,324.89	7,858.20	(5,533.31)	
125011100	4,705,689	FIRST HORIZON NATL CORP	08/25/08	12/30/08	46,067.02	46,526.04	(459.02)	
	1,964,311		09/08/08		19,229.91	24,279.46	(5,049.55)	
	1,548		09/18/08		15,154.37	15,153.18		1.19
	2,900		09/29/08		28,389.97	24,367.52		4,022.45
125011200	1,079	FOSTERS GROUP LTD NEW SPONS ADR	10/06/08	12/30/08	4,073.20	4,787.42	(714.22)	
	1,307		10/07/08		4,933.90	5,585.73	(651.83)	
	4,311		10/09/08		16,273.93	17,607.42	(1,333.49)	
125011300	75	FOUNDATION COAL HOLDINGS INC	12/31/07	12/30/08	966.98	3,960.00	(2,993.02)	
	113		01/02/08		1,456.92	6,021.51	(4,564.59)	
	336		01/03/08		4,332.09	17,828.13	(13,496.04)	
	146		03/31/08		1,882.40	7,333.38	(5,450.98)	
	497		04/21/08		6,407.88	31,771.92	(25,364.04)	
	334		08/22/08		4,306.30	20,686.92	(16,380.62)	
125011400	600	GAP INC DELAWARE	01/03/08	12/30/08	7,796.72	12,436.86	(4,640.14)	
	1,104		01/24/08		14,345.96	20,080.32	(5,734.36)	
	127		04/09/08		1,650.30	2,383.19	(732.89)	
	531		04/11/08		6,900.09	9,573.19	(2,673.10)	
	786		05/05/08		10,213.70	14,302.92	(4,089.22)	
	302		05/28/08		3,924.35	5,477.65	(1,553.30)	
	476		07/16/08		6,185.39	7,195.07	(1,009.68)	
	201		11/20/08		2,611.91	2,048.83		563.08
125011500	4,671	GASCO ENERGY INC	12/31/07	12/30/08	1,494.71	8,874.90	(7,380.19)	
	2,398		01/03/08		767.35	5,249.22	(4,481.87)	
125011600	195	GAYLORD ENTERTAINMENT CO NEW	12/31/07	12/30/08	1,964.42	7,882.85	(5,918.43)	
	180		01/02/08		1,813.31	7,049.66	(5,236.35)	
	218		01/03/08		2,196.12	8,395.01	(6,198.89)	
	770		04/17/08		7,756.94	24,090.22	(16,333.28)	
	1,508		11/17/08		15,191.50	12,764.62		2,426.88
125011700	505	GENERAL CABLE CORP	01/18/08	12/30/08	8,325.89	25,878.88	(17,552.99)	
	478		01/29/08		7,880.74	27,205.04	(19,324.30)	
	28		06/05/08		461.63	1,958.32	(1,496.69)	
	390		07/07/08		6,429.89	22,593.71	(16,163.82)	
	447		07/16/08		7,369.65	24,870.68	(17,501.03)	

2  
0  
0  
8  
  
Y  
E  
A  
R  
  
E  
N  
D  
  
S  
U  
M  
M  
A  
R  
Y

Ref. 00009249 00081262

CITI GLOBAL IMPACT FUNDING  
Account Number 692-72494-14 643

Details of Short Term Gain (Loss) 2008 - continued

Reference number	Quantity	Security Description	Opening Trade Date	Closing Trade Date	Sale Proceeds	Cost	(Loss)	Gain
	529		09/12/08		\$ 8,721.57	\$ 20,878.78	(\$ 12,157.21)	
	616		10/02/08		10,155.93	17,329.07	(7,173.14)	
	632		10/20/08		10,419.72	13,149.96	(2,730.24)	
	259		10/21/08		4,270.11	5,469.51	(1,199.40)	
	1,003		11/14/08		16,536.38	11,923.06		4,613.32
125011800	196	GENERAL ELECTRIC CO	12/31/07	12/30/08	3,064.46	7,265.58	(4,201.12)	
	500		01/03/08		7,817.51	18,545.00	(10,727.49)	
	175		05/16/08		2,736.13	5,615.68	(2,879.55)	
	1,500		09/17/08		23,452.52	35,074.05	(11,621.53)	
	111		09/17/08		1,735.49	2,592.85	(857.36)	
	1,500		09/18/08		23,452.51	34,276.35	(10,823.84)	
	1,100		09/22/08		17,198.51	29,535.55	(12,337.04)	
	1,500		09/24/08		23,452.52	36,083.25	(12,630.73)	
125011900	305	GENZYME CORP	12/31/07	12/30/08	20,094.23	22,720.30	(2,626.07)	
	274		01/03/08		18,051.87	20,508.98	(2,457.11)	
125012000	152	GILEAD SCIENCES INC	12/31/07	12/30/08	7,755.01	7,028.46		726.55
	139		01/03/08		7,091.75	6,516.02		575.73
125012100	781	GIVAUDAN SA-CHF	12/09/08	12/30/08	12,144.48	10,680.96		1,463.52
	790		12/10/08		12,284.43	10,811.23		1,473.20
125012300	1,175	GOLD FIELDS LTD SPONS ADR	05/22/08	12/30/08	11,325.88	16,651.51	(5,325.63)	
	238		05/23/08		2,294.09	3,376.01	(1,081.92)	
	962		06/18/08		9,272.76	10,439.34	(1,166.58)	
	544		12/11/08		5,243.64	5,064.91		178.73
125012400	504	GOODRICH PETE CORP NEW	06/05/08	12/30/08	14,686.23	25,991.18	(11,304.95)	
	459		06/17/08		13,374.95	28,908.97	(15,534.02)	
	337		07/08/08		9,819.96	22,243.52	(12,423.56)	
	728		09/15/08		21,213.44	28,164.21	(6,950.77)	
	225		09/25/08		6,556.35	10,583.12	(4,026.77)	
	1,284		10/06/08		37,414.90	37,084.74		330.16
125012500	69	GOOGLE INC	12/31/07	12/30/08	21,020.11	48,142.65	(27,122.54)	
	76	CLASS A	01/03/08		23,152.59	52,083.57	(28,930.98)	
125012600	1,544	GRUPO TELEVISA SA DE CV	04/01/08	12/30/08	22,388.64	38,951.57	(16,562.93)	
	679	SPON ADR	08/05/08		9,845.78	15,348.52	(5,502.74)	
125012700	324	GUOCO GROUP LTD UNSPON ADR	12/12/08	12/30/08	3,725.97	3,786.26	(60.29)	
125012800	339	HAIN CELESTIAL GROUP INC	12/31/07	12/30/08	6,143.29	10,857.15	(4,713.86)	
	157		01/02/08		2,845.12	5,026.83	(2,181.71)	
	668		01/03/08		12,105.36	20,988.56	(8,883.20)	
	1,010		05/16/08		18,303.02	26,836.10	(8,533.08)	

2  
0  
8  
  
Y  
E  
A  
R  
  
E  
N  
D  
  
S  
U  
M  
M  
A  
R  
Y

Ref 00009249 00081263

CITI GLOBAL IMPACT FUNDING  
Account Number 692-72494-14 643

Details of Short Term Gain (Loss) 2008 - continued

Reference number	Quantity	Security Description	Opening Trade Date	Closing Trade Date	Sale Proceeds	Cost	(Loss)	Gain		
125012900	185	HALLIBURTON CO HOLDINGS CO	12/31/07	12/30/08	\$ 3,183.85	\$ 7,018.90	(\$ 3,835.05)			
	47		01/03/08		808.87				1,861.67	(1,052.80)
125013000	250	HANNOVER REINS CORP-EUR ADR	01/03/08	12/30/08	3,949.98	5,650.45	(1,700.47)			
	320		03/12/08		5,055.97				7,948.29	(2,892.32)
125013100	600	HARTFORD FINL SVCS GROUP INC	05/14/08	12/30/08	9,678.55	41,970.84	(32,292.29)			
	600		05/21/08		9,678.54				41,688.72	(32,010.18)
	600		05/29/08		9,678.55				42,594.36	(32,915.81)
	500		06/05/08		8,065.45				36,138.70	(28,073.25)
125013200	1,057	HEALTHWAYS INC	01/30/08	12/30/08	11,918.24	58,559.28	(46,641.04)			
	70		01/30/08		789.29				3,878.10	(3,088.81)
	511		02/12/08		5,761.80				23,640.09	(17,878.29)
	1,697		02/26/08		19,134.59				52,658.25	(33,523.66)
	647		05/05/08		7,295.27				22,087.87	(14,792.60)
	876		05/30/08		9,877.37				28,223.67	(18,346.30)
	734		07/07/08		8,276.24				20,645.44	(12,369.20)
125013300	107	HENKEL KGAA SPONS ADR	07/17/08	12/30/08	2,840.83	3,827.86	(987.03)			
	114		07/18/08		3,026.68				4,165.80	(1,139.12)
	147		07/21/08		3,902.83				5,563.44	(1,660.61)
	237		07/23/08		6,292.31				9,094.40	(2,802.09)
	285		07/24/08		7,566.71				10,930.55	(3,363.84)
	82		07/25/08		2,177.09				3,131.09	(954.00)
	245		07/28/08		6,504.71				9,657.66	(3,152.95)
	205		07/29/08		5,442.72				7,857.30	(2,414.58)
	87		07/30/08		2,309.84				3,370.14	(1,060.30)
	266		07/31/08		7,062.26				10,191.10	(3,128.84)
	154		08/05/08		4,088.68				5,991.48	(1,902.80)
	215		09/17/08		5,708.22				7,474.07	(1,765.85)
125013400	2,172	JACK HENRY & ASSOCIATES INC	06/02/08	12/30/08	40,702.62	50,564.59	(9,861.97)			
	967		07/17/08		18,121.28				20,710.63	(2,589.35)
125013600	409	HEXCEL CORP NEW	12/31/07	12/30/08	2,762.29	9,859.97	(7,097.68)			
	85		01/02/08		574.07				2,020.45	(1,446.38)
	217		01/03/08		1,465.57				5,237.90	(3,772.33)
	1,210		01/16/08		8,172.05				24,416.83	(16,244.78)
	1,258		09/24/08		8,496.22				20,547.17	(12,050.95)
125013700	751	HOLOGIC INC	04/22/08	12/30/08	9,139.62	20,182.37	(11,042.75)			
	220		04/24/08		2,677.38				6,396.21	(3,718.83)
	275		04/29/08		3,346.73				8,265.79	(4,919.06)
	416		04/30/08		5,062.69				12,415.73	(7,353.04)
	541		05/01/08		6,583.93				12,442.46	(5,858.53)

2  
0  
0  
8  
  
Y  
E  
A  
R  
  
E  
N  
D  
  
S  
U  
M  
M  
A  
R  
Y

Ref 00009249 00081264

CITI GLOBAL IMPACT FUNDING  
Account Number 692-72494-14 643

Details of Short Term Gain (Loss) 2008 - continued

Reference number	Quantity	Security Description	Opening Trade Date	Closing Trade Date	Sale Proceeds	Cost	(Loss)	Gain
	228		05/28/08		\$ 2,774.74	\$ 5,444.07	(\$ 2,669.33)	
	192		06/04/08		2,336.63	4,696.90	(2,360.27)	
	184		06/10/08		2,239.27	4,363.08	(2,123.81)	
	371		06/23/08		4,515.04	8,529.70	(4,014.66)	
	156		06/25/08		1,898.51	3,544.62	(1,646.11)	
	156		07/01/08		1,898.51	3,416.60	(1,518.09)	
	332		08/08/08		4,040.42	6,847.93	(2,807.51)	
	541		09/17/08		6,583.93	10,391.20	(3,807.27)	
	195		09/26/08		2,385.31	3,873.25	(1,487.94)	
125013800	200	HOME DEPOT INC	12/31/07	12/30/08	4,562.83	5,430.00	(867.17)	
	234		01/18/08		5,338.51	6,347.98	(1,009.47)	
	100		01/23/08		2,281.42	2,768.67	(487.25)	
	1,100		01/24/08		25,095.59	32,350.34	(7,254.75)	
	174		03/19/08		3,969.67	4,788.76	(819.09)	
	1,188		03/26/08		27,103.24	33,529.76	(6,426.52)	
	288		06/04/08		6,570.48	7,867.32	(1,296.84)	
125013900	86	HONEYWELL INTL INC	12/31/07	12/30/08	2,771.41	5,287.28	(2,515.87)	
	105		12/31/07		3,383.70	6,468.96	(3,085.26)	
125014000	1,600	HOST HOTELS & RESORTS INC	02/07/08	12/30/08	11,060.10	27,274.88	(16,214.78)	
	2,500		02/20/08		17,281.40	41,198.25	(23,916.85)	
	2,900		03/03/08		20,046.42	48,069.53	(28,023.11)	
	1,010		03/10/08		6,981.69	16,335.84	(9,354.15)	
	1,290		03/11/08		8,917.20	21,565.45	(12,648.25)	
125014100	950	HUANENG POWER INTL SP ADR	12/11/08	12/30/08	26,791.27	24,774.39		2,016.88
125014200	115	INFOSYS TECHNOLOGIE SP ADR	01/03/08	12/30/08	2,796.03	5,070.01	(2,273.98)	
	880		03/12/08		21,395.67	31,364.52	(9,968.85)	
125014300	968	INTEGRA LIFESCIENCES HOLDINGS CORP	01/14/08	12/30/08	32,923.33	42,314.86	(9,391.53)	
	563		01/17/08		19,148.59	25,126.30	(5,977.71)	
	169		02/29/08		5,747.98	7,076.79	(1,328.81)	
125014400	2,500	INTEL CORP	01/31/08	12/30/08	36,550.29	52,563.00	(16,012.71)	
	4,300		02/04/08		62,866.51	91,797.69	(28,931.18)	
	1,008		09/12/08		14,737.08	20,329.75	(5,592.67)	
	1,254		09/17/08		18,333.63	23,867.63	(5,534.00)	
	1,118		09/24/08		16,345.29	20,966.97	(4,621.68)	
	933		09/26/08		13,640.57	17,458.30	(3,817.73)	
	587		10/08/08		8,582.01	9,766.21	(1,184.20)	
125014500	115	INTERCONTINENTALEXCHANGE INC	12/31/07	12/30/08	9,037.18	21,888.53	(12,851.35)	
	138		01/03/08		10,844.61	25,723.26	(14,878.65)	

2  
0  
0  
8  
  
Y  
E  
A  
R  
  
E  
N  
D  
  
S  
U  
M  
M  
A  
R  
Y

Ref 00009249 00081265

CITI GLOBAL IMPACT FUNDING  
Account Number 692-72494-14 643

Details of Short Term Gain/(Loss) 2008 - continued

2  
0  
0  
8  
  
Y  
E  
A  
R  
  
E  
N  
D  
  
S  
U  
M  
M  
A  
R  
Y

Reference number	Quantity	Security Description	Opening Trade Date	Closing Trade Date	Sale Proceeds	Cost	(Loss)	Gain
	751		07/30/08		\$ 59,016.70	\$ 77,990.60	(\$ 18,973.90)	
	510		10/06/08		40,077.92	38,225.01		1,852.91
125014700	405	INTERPUBLIC GROUP OF COS INC	01/02/08	12/30/08	1,486.34	3,215.70	(1,729.36)	
	650		01/03/08		2,385.49	5,141.50	(2,756.01)	
125014800	50	INTUITIVE SURGICAL INC	12/31/07	12/30/08	6,166.11	16,325.00	(10,158.89)	
	63		01/03/08		7,769.29	20,482.30	(12,713.01)	
	315		11/06/08		38,846.46	55,298.57	(16,452.11)	
125014900	110	IRON MTN INC (DEL)	12/31/07	12/30/08	2,475.02	4,054.31	(1,579.29)	
	166		01/03/08		3,735.03	5,978.69	(2,243.66)	
125015000	270	JPMORGAN CHASE & CO	12/31/07	12/30/08	8,208.87	11,860.86	(3,651.99)	
125015100	252	JARDEN CORP	12/31/07	12/30/08	2,733.83	5,932.05	(3,198.22)	
	175		01/02/08		1,898.49	4,015.80	(2,117.31)	
	137		01/03/08		1,486.25	3,146.10	(1,659.85)	
	1,196		05/08/08		12,974.85	25,407.11	(12,432.26)	
	961		08/05/08		10,425.45	23,633.01	(13,207.56)	
	809		10/14/08		8,776.48	14,226.83	(5,450.35)	
125015200	560	JARDINE MATHESON HLDGS	03/31/08	12/30/08	10,223.36	17,739.06	(7,515.70)	
	175	LTD-USD-ADR	04/02/08		3,194.80	5,343.82	(2,149.02)	
	516		04/03/08		9,420.09	15,818.55	(6,398.46)	
125015300	826	KBR INC	12/09/08	12/30/08	12,430.73	12,047.46		383.27
	700		12/10/08		10,534.52	10,772.44	(237.92)	
	761		12/10/08		11,452.53	11,711.18	(258.65)	
125015500	377	KLA-TENCOR CORP	11/17/08	12/30/08	8,223.11	6,766.85		1,456.26
	614		11/21/08		13,392.56	9,523.20		3,869.36
	234		12/08/08		5,104.00	4,542.34		561.66
125015600	201	KANSAS CITY SOUTHERN INDS NEW	12/31/07	12/30/08	3,650.94	6,894.44	(3,243.50)	
	667		10/02/08		12,115.32	24,152.14	(12,036.82)	
125015700	100	KIMBERLY CLARK CORP	12/31/07	12/30/08	5,223.98	6,977.19	(1,753.21)	
	90		12/31/07		4,701.58	6,267.60	(1,566.02)	
	300		01/03/08		15,671.94	20,703.60	(5,031.66)	
	250		01/03/08		13,059.95	17,368.65	(4,308.70)	
	404		01/28/08		21,104.88	25,744.01	(4,639.13)	
	305		07/16/08		15,933.15	17,316.77	(1,383.62)	
125015800	1,023	KIRBY CORP	07/23/08	12/30/08	26,614.01	47,185.88	(20,571.87)	
	450		08/05/08		11,707.04	20,736.63	(9,029.59)	
	693		09/22/08		18,028.85	28,663.45	(10,634.60)	
	460		09/25/08		11,967.20	18,078.74	(6,111.54)	
	147		09/26/08		3,824.30	5,645.26	(1,820.96)	

Ref 00009249 00081266

CITI GLOBAL IMPACT FUNDING  
Account Number 692-72494-14 643

Details of Short Term Gain(Loss) 2008 - continued

Reference number	Quantity	Security Description	Opening Trade Date	Closing Trade Date	Sale Proceeds	Cost	(Loss)	Gain
125015900	285	KRAFT FOODS INC CLASS A	12/31/07	12/30/08	\$ 7,519.08	\$ 9,330.64	(\$ 1,811.56)	
	600		01/03/08		15,829.63	19,092.00	(3,262.37)	
	650		01/03/08		17,148.79	20,896.85	(3,748.06)	
125016000	2,265	LSI CORP	12/31/07	12/30/08	7,491.22	11,981.85	(4,490.63)	
	2,163		01/03/08		7,153.87	10,379.59	(3,225.72)	
	1,671		06/26/08		5,526.63	10,727.15	(5,200.52)	
	374		12/22/08		1,236.97	1,382.00	(145.03)	
125016100	115	LAFARGE SPONS ADR NEW LAFARGE COPPEE	01/03/08	12/30/08	1,747.99	5,041.23	(3,293.24)	
125016200	118	LAS VEGAS SANDS CORP	12/31/07	12/30/08	676.23	12,213.87	(11,537.64)	
	145		01/03/08		830.96	14,107.21	(13,276.25)	
	578		02/11/08		3,312.38	52,519.16	(49,206.78)	
	1,901		04/17/08		10,894.19	128,657.97	(117,763.78)	
	1,766		11/06/08		10,120.54	16,353.28	(6,232.74)	
	12,937		11/21/08		74,138.94	39,720.86		34,418.08
125016300	323	ESTEE LAUDER COS INC CL A	12/02/08	12/30/08	9,754.95	8,472.10		1,282.85
	182		12/09/08		5,496.61	5,189.64		306.97
	182		12/16/08		5,496.61	5,460.89		35.72
	94		12/19/08		2,838.91	2,786.44		52.47
125016400	150	LEAP WIRELESS INTERNATIONAL INC NEW	12/31/07	12/30/08	3,782.83	6,891.00	(3,108.17)	
	156		01/02/08		3,934.14	7,043.38	(3,109.24)	
	100		01/03/08		2,521.89	4,195.99	(1,674.10)	
	607		01/11/08		15,307.85	25,063.03	(9,755.18)	
	726		10/28/08		18,308.87	15,937.08		2,371.79
125016500	1,413	LENNAR CORP CLASS A	10/15/08	12/30/08	12,017.92	12,474.81	(456.89)	
	376		10/15/08		3,197.97	3,319.55	(121.58)	
	518		10/17/08		4,405.72	4,432.99	(27.27)	
	860		10/22/08		7,314.52	7,554.41	(239.89)	
	773		10/31/08		6,574.56	5,577.58		996.98
	192		11/03/08		1,633.01	1,529.78		103.23
	662		11/21/08		5,630.48	2,303.30		3,327.18
125016600	1,354	LIFE TIME FITNESS INC	06/17/08	12/30/08	16,474.30	48,990.16	(32,515.86)	
	1,015		07/02/08		12,349.63	29,947.07	(17,597.44)	
	695		07/22/08		8,456.16	23,644.32	(15,188.16)	
125016700	100	LINCOLN NATIONAL CORP -IND-	12/31/07	12/30/08	1,786.38	5,884.26	(4,097.88)	
	300		01/03/08		5,359.14	16,754.01	(11,394.87)	
	625		08/19/08		11,164.87	29,972.50	(18,807.63)	
	175		08/20/08		3,126.16	8,359.30	(5,233.14)	
	1,400		09/19/08		25,009.32	77,105.70	(52,096.38)	

2  
0  
0  
8  
  
Y  
E  
A  
R  
  
E  
N  
D  
  
S  
U  
M  
M  
A  
R  
Y

Ref 00009249 00081267

CITI GLOBAL IMPACT FUNDING

Account Number 692-72494-14 643

Details of Short Term Gain(Loss) 2008 - continued

Reference number	Quantity	Security Description	Opening Trade Date	Closing Trade Date	Sale Proceeds	Cost	(Loss)	Gain
	1,200		10/01/08		\$ 21,436.56	\$ 49,333.92	(\$ 27,897.36)	
	1,450		11/24/08		25,902.51	9,487.21		16,415.30
	1,355		11/25/08		24,205.45	12,188.23		12,017.22
	685		12/10/08		12,236.70	11,503.00		733.70
	2,515		12/11/08		44,927.46	43,593.50		1,333.96
125016800	700	LOUISIANA PACIFIC CORP	01/03/08	12/30/08	1,000.99	9,175.81	(8,174.82)	
125016900	30	MACQUARIE GROUP SPONS ADR	01/03/08	12/30/08	580.80	2,010.00	(1,429.20)	
	300		03/12/08		5,807.97	14,184.12	(8,376.15)	
125017000	255	MAGELLAN HEALTH SVCS INC-NEW	12/31/07	12/30/08	9,824.84	11,863.62	(2,038.78)	
	66		01/02/08		2,542.90	3,033.36	(490.46)	
	157		01/03/08		6,049.02	7,352.31	(1,303.29)	
	679		07/07/08		26,161.04	24,306.57		1,854.47
125017100	314	MAGNA INTERNATIONAL CL A	10/07/08	12/30/08	8,724.03	13,020.10	(4,296.07)	
	400		11/10/08		11,113.41	13,069.04	(1,955.63)	
	127		12/11/08		3,528.51	3,825.29	(296.78)	
125017200	475	MAKITA CORP ADR -USD-	12/08/08	12/30/08	10,375.32	8,333.78		2,041.54
	951	FORMERLY MAKITA ELEC WKS LTD	12/09/08		20,772.48	17,794.54		2,977.94
125017300	100	MARATHON OIL CORP	12/31/07	12/30/08	2,637.86	6,112.00	(3,474.14)	
	357		12/19/08		9,417.18	9,313.27		103.91
125017400	10,455	MARKS & SPENCER GROUP PLC SPONSORED ADR	12/22/08	12/30/08	64,297.88	68,410.20	(4,112.32)	
125017500	169	MARTEK BIOSCIENCES CORP	12/31/07	12/30/08	5,054.59	4,928.73		125.86
	68		01/02/08		2,033.80	2,008.72		25.08
	174		01/03/08		5,204.14	5,241.92	(37.78)	
125017600	111	MARVEL ENTERTAINMENT INC	12/31/07	12/30/08	3,379.42	2,953.42		426.00
	311		01/02/08		9,468.47	8,040.84		1,427.63
	121		01/03/08		3,683.87	3,135.11		548.76
125017700	300	MATTEL INC DE	12/31/07	12/30/08	4,731.72	5,692.77	(961.05)	
	128		12/31/07		2,018.87	2,430.84	(411.97)	
	1,100		01/03/08		17,349.65	19,954.00	(2,604.35)	
	750		01/03/08		11,829.31	13,672.50	(1,843.19)	
	305		06/18/08		4,810.59	5,914.56	(1,103.97)	
	740		10/15/08		11,671.58	10,546.63		1,124.95
125017900	255	MEADWESTVACO CORP	12/31/07	12/30/08	2,715.25	8,018.37	(5,303.12)	
	450		01/03/08		4,791.60	14,015.07	(9,223.47)	
125018000	4,042	MEDIASET S P A SPONSORED ADR-USD	04/29/08	12/30/08	68,349.83	107,533.37	(39,183.54)	

2  
0  
0  
8  
  
Y  
E  
A  
R  
  
E  
N  
D  
  
S  
U  
M  
M  
A  
R  
Y

Ref 00009249 00081268

CITI GLOBAL IMPACT FUNDING  
Account Number 692-72494-14 643

Details of Short Term Gain/(Loss) 2008 - continued

Reference number	Quantity	Security Description	Opening Trade Date	Closing Trade Date	Sale Proceeds	Cost	(Loss)	Gain
125018100	822	MEDNAX INC	10/01/08	12/30/08	\$ 26,299.83	\$ 38,846.32	(\$ 12,546.49)	
	344		10/14/08		11,006.25	13,761.03	(2,754.78)	
125018200	198	MICROS SYSTEMS INC	12/31/07	12/30/08	3,100.76	6,926.04	(3,825.28)	
	148		01/02/08		2,317.74	5,041.62	(2,723.88)	
	124		01/03/08		1,941.89	4,174.46	(2,232.57)	
	831		05/07/08		13,013.80	25,270.54	(12,256.74)	
	828		11/05/08		12,966.81	14,025.41	(1,058.60)	
125018300	221	MICROSOFT CORP	12/31/07	12/30/08	4,247.60	7,894.12	(3,646.52)	
	261		01/03/08		5,016.39	9,275.94	(4,259.55)	
125018400	2,822	MINDRAY MED INTL LTD-CNY	10/15/08	12/30/08	51,798.65	75,598.84	(23,800.19)	
	1,007	SPONS ADR REPSTG CL A	11/06/08		18,483.78	23,186.28	(4,702.50)	
125018500	70	MITSUBISHI CORP	01/03/08	12/30/08	1,918.06	3,914.40	(1,996.34)	
		SPONS ADR						
125018600	1,925	MIZUHO FINL GROUP INC-JPY	05/07/08	12/30/08	10,914.88	20,511.84	(9,596.96)	
	345	SPONS ADR	05/08/08		1,956.17	3,488.54	(1,532.37)	
	560		05/15/08		3,175.24	5,773.10	(2,597.86)	
	560		05/16/08		3,175.24	5,884.14	(2,708.90)	
	1,436		07/23/08		8,142.22	15,480.80	(7,338.58)	
	35		08/05/08		198.45	314.36	(115.91)	
125018700	1,241	MONSANTO CO NEW	10/10/08	12/30/08	85,833.28	96,423.09	(10,589.81)	
	164		12/05/08		11,343.00	11,690.87	(347.87)	
125018800	252	MOODYS CORPORATION	12/31/07	12/30/08	4,992.09	9,082.91	(4,090.82)	
	438		01/03/08		8,676.72	15,293.73	(6,617.01)	
125018900	553	MOTOROLA INC DE	12/31/07	12/30/08	2,261.76	8,894.95	(6,633.19)	
	750		01/03/08		3,067.48	12,015.00	(8,947.52)	
	948		01/24/08		3,877.30	9,654.53	(5,777.23)	
	897		03/26/08		3,668.71	9,002.83	(5,334.12)	
	993		09/12/08		4,061.35	8,142.10	(4,080.75)	
	1,478		10/15/08		6,044.97	7,912.18	(1,867.21)	
125019000	314	MTU AERO ENGINES HLDGS AG	11/03/08	12/30/08	4,176.17	3,242.71		933.46
	344	UNSPON ADR	10/30/08		4,575.18	3,481.56		1,093.62
	485		11/05/08		5,450.46	5,524.78		925.68
	487		11/06/08		6,477.06	5,316.19		1,160.87
125019100	143	NBTY INC	12/31/07	12/30/08	2,164.42	3,955.32	(1,790.90)	
	74		01/02/08		1,120.05	1,998.74	(878.69)	
	119		01/03/08		1,801.16	3,154.69	(1,353.53)	
	979		01/08/08		14,817.96	25,135.83	(10,317.87)	
	1,088		01/10/08		16,467.77	26,655.56	(10,187.79)	

2  
0  
0  
8  
  
Y  
E  
A  
R  
  
E  
N  
D  
  
S  
U  
M  
M  
A  
R  
Y



Ref 00009249 00001269

CITI GLOBAL IMPACT FUNDING  
Account Number 692-72494-14 643

Details of Short Term Gain (Loss) 2008 - continued

Reference number	Quantity	Security Description	Opening Trade Date	Closing Trade Date	Sale Proceeds	Cost	(Loss)	Gain
125019200	851	NII HLDGS INC CLASS B NEW	10/24/08	12/30/08	\$ 14,988.15	\$ 12,839.55		\$ 2,148.60
	851		10/24/08		14,988.16	12,839.55		2,148.61
	841		10/27/08		14,812.03	13,631.85		1,180.18
	700		11/14/08		12,328.68	12,030.83		297.85
125019300	352	NATIONAL OILWELL VARCO INC	12/31/07	12/30/08	8,425.14	25,959.65	(17,534.51)	
	442		01/03/08		10,579.30	33,640.05	(23,060.75)	
	174		04/18/08		4,164.70	13,028.11	(8,863.41)	
	105		05/05/08		2,513.18	7,000.35	(4,487.17)	
	901		10/07/08		21,565.49	31,126.13	(9,560.64)	
	837		11/06/08		20,033.65	23,895.93	(3,862.28)	
125019400	3,337	NEWALLIANCE BANCSHARES INC	03/13/08	12/30/08	42,184.78	42,090.91		93.87
	1,988		04/21/08		25,131.36	26,824.68	(1,693.32)	
125019500	741	NIDEC CORPORATION	01/04/08	12/30/08	7,081.25	14,045.06	(6,963.81)	
	697	SPON ADR	03/24/08		6,660.77	11,122.17	(4,461.40)	
	627		08/05/08		5,991.83	10,950.62	(4,958.79)	
125019600	15	NIKE INC CL B	12/31/07	12/30/08	734.88	965.77	(230.89)	
125019700	130	NIPPON TEL & TEL SPON ADR	01/03/08	12/30/08	3,523.45	3,215.82		307.63
	1,320		03/12/08		35,776.55	27,970.27		7,806.28
125019800	4,960	NIPPON YUSEN KABUSHIKI	11/19/08	12/30/08	59,519.66	47,323.36		12,196.30
	1,060	KAISHA-JPY SPONS ADR	12/17/08		12,719.93	12,921.40	(201.47)	
125019900	1,455	NOBEL BIOCARE HOLDING AS	10/30/08	12/30/08	14,404.41	12,246.74		2,157.67
	482	UNSPON ADR	11/03/08		4,771.77	3,996.50		775.27
	747		10/30/08		7,395.26	6,287.50		1,107.76
	53		12/09/08		524.70	404.43		120.27
125020000	1,144	NOKIA CORP SPONSORED ADR	06/17/08	12/30/08	17,938.27	29,332.27	(11,394.00)	
125020100	185	NORSK HYDRO A S SPONS ADR	01/03/08	12/30/08	726.12	2,490.38	(1,764.26)	
	5,000		06/05/08		19,624.88	76,643.50	(57,018.62)	
125020300	776	ON SEMICONDUCTOR CORP	12/31/07	12/30/08	2,537.58	6,914.16	(4,376.58)	
	1,055		01/02/08		3,449.94	9,051.90	(5,601.96)	
	500		01/03/08		1,635.04	4,195.00	(2,559.96)	
	3,315		02/07/08		10,840.32	21,548.49	(10,708.17)	
	3,950		03/18/08		12,916.82	19,770.54	(6,853.72)	
125020400	1,378	PMC SIERRA INC	12/31/07	12/30/08	6,544.22	8,888.10	(2,343.88)	
	314		01/02/08		1,491.21	2,009.60	(518.39)	
	1,137		01/03/08		5,399.70	7,345.02	(1,945.32)	
	4,986		01/18/08		23,678.87	25,626.05	(1,947.18)	
125020500	2,618	PAETEC HOLDING CORP	01/11/08	12/30/08	3,431.92	22,012.14	(18,580.22)	
	2,542		01/14/08		3,332.29	21,291.54	(17,959.25)	

2008 YEAR END SUMMARY

Ref 00009249 00081270

CITI GLOBAL IMPACT FUNDING  
Account Number 692-72494-14 643

Details of Short Term Gain (Loss) 2008 - continued

Reference number	Quantity	Security Description	Opening Trade Date	Closing Trade Date	Sale Proceeds	Cost	(Loss)	Gain
	2,458		01/25/08		\$ 3,222.17	\$ 22,487.01	(\$ 19,264.84)	
	2,705		02/12/08		3,545.96	23,848.09	(20,302.13)	
	3,053		03/05/08		4,002.16	24,141.90	(20,139.74)	
	3,576		03/25/08		4,687.76	25,049.52	(20,361.76)	
	1,181		04/23/08		1,548.16	8,517.61	(6,969.45)	
	2,156		04/24/08		2,826.28	16,471.84	(13,645.56)	
125020600	2,446	PATRIOT COAL CORP	09/17/08	12/30/08	15,528.59	79,892.48	(64,363.89)	
	583		09/18/08		3,701.21	18,633.61	(14,932.40)	
	637		09/19/08		4,044.04	21,955.92	(17,911.88)	
	776		10/02/08		4,926.48	17,653.69	(12,727.21)	
125020700	500	PFIZER INC	12/31/07	12/30/08	8,811.12	11,370.00	(2,558.88)	
	390		12/31/07		6,872.66	8,876.09	(2,003.43)	
	800		01/03/08		14,097.76	18,560.00	(4,462.24)	
	700		01/03/08		12,335.54	16,254.00	(3,918.46)	
125020800	424	PINNACLE ENTMT INC	12/31/07	12/30/08	2,908.79	9,845.28	(6,936.49)	
	349		01/02/08		2,394.27	8,047.91	(5,653.64)	
	427		01/03/08		2,929.37	9,436.70	(6,507.33)	
	1,462		04/02/08		10,029.85	20,643.29	(10,613.44)	
	570		04/16/08		3,910.41	7,424.19	(3,513.78)	
	1,654		04/18/08		11,347.04	23,501.02	(12,153.98)	
	2,010		06/12/08		13,789.33	24,849.43	(11,060.10)	
	2,545		10/03/08		17,459.61	15,756.86		1,702.75
125020900	1,645	PRIDE INTERNATIONAL INC (DEL)	12/03/08	12/30/08	25,173.29	22,957.78		2,215.51
125021000	315	PRUDENTIAL PLC ADR	01/03/08	12/30/08	3,642.29	8,928.83	(5,286.54)	
125021100	160	PUBLICIS GROUPE ADR	03/31/08	12/30/08	4,079.98	6,094.34	(2,014.36)	
	160		04/01/08		4,079.98	6,216.38	(2,136.40)	
	167		04/02/08		4,258.48	6,568.29	(2,309.81)	
	536		08/05/08		13,667.92	17,963.66	(4,295.74)	
	528		12/08/08		13,463.91	12,544.80		919.11
125021200	1,245	QWEST COMMUNICATIONS INTL	12/31/07	12/30/08	4,246.80	8,802.15	(4,555.35)	
	3,450		01/03/08		11,768.23	23,356.50	(11,588.27)	
125021300	15	RWE AG SPONS ADR -USD	01/03/08	12/30/08	1,357.70	2,191.94	(834.24)	
	420		03/12/08		38,015.54	52,042.66	(14,027.12)	
125021400	14,039	RF MICRO DEVICES INC	01/23/08	12/30/08	10,527.79	42,783.86	(32,256.07)	
	8,030		05/06/08		6,021.66	27,674.59	(21,652.93)	
	6,868		05/07/08		5,150.28	23,132.80	(17,982.52)	
	6,798		06/03/08		5,097.79	27,590.36	(22,492.57)	

2  
0  
0  
8  
  
Y  
E  
A  
R  
  
E  
N  
D  
  
S  
U  
M  
M  
A  
R  
Y

Ref: 00009249 00081271

CITI GLOBAL IMPACT FUNDING  
Account Number 692-72494-14 643

2  
0  
0  
8  
  
Y  
E  
A  
R  
  
E  
N  
D  
  
S  
U  
M  
M  
A  
R  
Y

Details of Short Term Gain (Loss) 2008 - continued

Reference number	Quantity	Security Description	Opening Trade Date	Closing Trade Date	Sale Proceeds	Cost	(Loss)	Gain
	6,957		06/11/08		\$ 5,217.02	\$ 25,352.70	(\$ 20,135.68)	
	7,878		07/02/08		5,907.68	24,749.52	(18,841.84)	
125021500	112 5338	REED ELSEVIER NV	01/03/08	12/30/08	2,672.37	5,083.45	(2,411.08)	
125021600	2,484	REGAL ENTERTAINMENT GROUP CL A	07/11/08	12/30/08	23,624.94	37,416.00	(13,791.06)	
	1,946		07/15/08		18,508.11	29,782.95	(11,274.84)	
	1,212		10/28/08		11,527.15	13,021.00	(1,493.85)	
	1,122		11/24/08		10,671.17	9,560.34		1,110.83
	1,234		12/08/08		11,736.38	12,709.21	(972.83)	
125021700	220	REXAM PLC SPONS ADR -NEW-	01/03/08	12/30/08	5,499.97	8,918.93	(3,418.96)	
125021800	100	REYNOLDS AMERICAN INC	12/31/07	12/30/08	4,052.85	6,626.00	(2,573.15)	
	200		01/03/08		8,105.69	13,158.42	(5,052.73)	
125021900	25	RICOH CO LTD ADR-NEW	01/03/08	12/30/08	1,544.02	2,375.00	(830.98)	
	147		10/30/08		9,078.84	7,686.09		1,392.75
	267		11/19/08		16,490.15	12,941.49		3,548.66
125022000	862	RIVERBED TECHNOLOGY INC	05/16/08	12/30/08	9,216.62	14,845.45	(5,628.83)	
	1,346		05/19/08		14,391.62	24,115.88	(9,724.26)	
	1,625		06/02/08		17,374.73	28,448.55	(11,073.82)	
	180		06/09/08		1,924.58	2,701.46	(776.88)	
	1,242		07/16/08		13,279.64	19,353.71	(6,074.07)	
125022100	1,929	ROLLS ROYCE GROUP PLC SPONSORED ADR	07/24/08	12/30/08	45,813.49	71,298.92	(25,485.43)	
125022300	1,068	RYANAIR HLDGS PLC SPON ADR	07/28/08	12/30/08	31,895.21	29,509.27		2,385.94
	13		08/04/08		388.24	307.58		80.66
	454		10/08/08		13,558.45	7,936.19		5,622.26
125022400	382	SBA COMMUNICATIONS CORP	12/31/07	12/30/08	5,904.01	12,846.62	(6,942.61)	
	429		01/02/08		6,630.41	14,079.74	(7,449.33)	
	292		01/03/08		4,513.01	9,431.60	(4,918.59)	
	920		09/23/08		14,219.07	25,505.44	(11,286.37)	
	812		10/01/08		12,549.88	20,317.05	(7,767.17)	
	907		10/10/08		14,018.14	12,146.91		1,871.23
	809		10/14/08		12,503.51	15,388.15	(2,884.64)	
125022500	1,602	SABMILLER PLC SPON ADR	03/31/08	12/30/08	27,261.71	35,409.01	(8,147.30)	
125022600	311	SALESFORCE.COM INC	12/31/07	12/30/08	9,569.32	19,568.15	(9,998.83)	
	184		01/03/08		5,661.59	11,134.69	(5,473.10)	
125022700	954	SANDRIDGE ENERGY INC	10/07/08	12/30/08	5,277.50	13,404.37	(8,126.87)	
	394		10/08/08		2,179.59	5,744.84	(3,565.25)	



Smith Barney Reserved  
Client Statement  
2008 Year End Summary

Ref 00009249 00081272

CITI GLOBAL IMPACT FUNDING  
Account Number 692-72494-14 643

Details of Short Term Gain/(Loss) 2008 - continued

2  
0  
0  
8  
  
Y  
E  
A  
R  
  
E  
N  
D  
  
S  
U  
M  
M  
A  
R  
Y

Reference number	Quantity	Security Description	Opening Trade Date	Closing Trade Date	Sale Proceeds	Cost	(Loss)	Gain
125022900	1,609	SARA LEE CORP	03/27/08	12/30/08	\$ 15,229.74	\$ 22,038.48	(\$ 6,808.74)	
	511		04/01/08		4,836.79	7,202.75	(2,365.96)	
	569		04/11/08		5,385.78	7,965.15	(2,579.37)	
	404		04/23/08		3,824.00	5,592.33	(1,768.33)	
	1,096		06/02/08		10,374.02	15,006.88	(4,631.86)	
	401		06/04/08		3,795.60	5,496.47	(1,700.87)	
	815		09/12/08		7,714.26	11,540.81	(3,826.55)	
	491		09/23/08		4,647.49	6,471.87	(1,824.38)	
125023000	429	SAVVIS INC-NEW	12/31/07	12/30/08	2,531.99	11,847.69	(9,315.70)	
	111		01/02/08		655.13	3,018.20	(2,363.07)	
	279		01/03/08		1,646.68	7,336.58	(5,689.90)	
	1,069		01/18/08		6,309.31	23,768.79	(17,459.48)	
	816		04/04/08		4,816.09	15,702.04	(10,885.95)	
	822		04/07/08		4,851.50	15,919.76	(11,068.26)	
	607		04/28/08		3,582.55	12,021.03	(8,438.48)	
	1,658		06/16/08		9,785.63	26,257.75	(16,472.12)	
125023100	239	SCHLUMBERGER LTD	12/31/07	12/30/08	9,801.19	23,544.80	(13,743.61)	
	331		01/03/08		13,574.03	33,109.63	(19,535.60)	
125023200	1,120	SCIENTIFIC GAMES CORP CL A	12/11/08	12/30/08	19,022.08	18,414.14		607.94
	700		12/18/08		11,888.80	12,196.45	(307.65)	
125023300	368	SECHE ENVIRONMENT SA-EUR	12/15/08	12/30/08	4,526.37	4,150.75		375.62
	207		12/17/08		2,546.09	2,513.66		32.43
125023400	123	SECOM LTD ADR	08/05/08	12/30/08	12,546.23	11,515.90		1,030.33
125023500	168	SEVEN & I HLDGS CO LTD-JPY	12/08/08	12/30/08	11,180.34	10,539.01		641.33
	168		12/09/08		11,180.33	10,692.48		487.85
125023700	836	SOCIETE GENERALE SPON ADR	04/28/08	12/30/08	8,443.55	20,075.70	(11,632.15)	
	407		08/06/08		4,110.68	8,409.84	(4,299.16)	
	1,027		09/17/08		10,372.63	16,773.68	(6,401.05)	
	746		10/06/08		7,534.56	12,557.42	(5,022.86)	
125023800	135	SONY CORP SPON ADR-NEW	12/31/07	12/30/08	2,891.35	7,321.44	(4,430.09)	
	300		01/03/08		6,425.21	16,239.99	(9,814.78)	
125023900	844	STARBUCKS CORP	12/31/07	12/30/08	7,777.08	17,264.78	(9,487.70)	
	1,062		01/03/08		9,785.84	20,149.43	(10,363.59)	
125024000	725	STATOILHYDRO ASA SPONS ADR	04/29/08	12/30/08	11,809.31	25,915.05	(14,105.74)	
125024100	119	STRYKER CORP	12/31/07	12/30/08	4,658.98	8,924.86	(4,265.88)	
	186		01/03/08		7,282.10	13,710.02	(6,427.92)	

Ref. 00009249 00081273

CITI GLOBAL IMPACT FUNDING  
Account Number 692-72494-14 643

Details of Short Term Gain (Loss) 2008 - continued

Reference number	Quantity	Security Description	Opening Trade Date	Closing Trade Date	Sale Proceeds	Cost	(Loss)	Gain
125024200	4,667	SUMITOMO MITSUI FINL GROUP	04/24/08	12/30/08	\$ 18,574.55	\$ 35,060.37	(\$ 16,485.82)	
	5,123	INC ADR	04/25/08		20,389.42	39,557.24	(19,167.82)	
	1,680		05/02/08		6,686.36	14,528.47	(7,842.11)	
	810		08/05/08		3,223.79	5,451.06	(2,227.27)	
125024300	450	SYMRISE AS UNSPON ADR	11/05/08	12/30/08	6,209.96	6,082.65		127.31
	872		11/06/08		12,033.53	11,204.07		829.46
	559		12/04/08		7,714.16	6,381.26		1,332.90
125024400	2,528	THK CO LTD UNSPON ADR	10/30/08	12/30/08	12,639.93	18,183.40	(5,543.47)	
	879		11/19/08		4,394.97	4,412.58	(17.61)	
125024500	125	TNT N V SPONSORED ADR-USD	01/03/08	12/30/08	2,381.24	5,089.60	(2,708.36)	
125024700	119	TELEFONICA S A SPON ADR	07/02/08	12/30/08	8,004.18	9,726.75	(1,722.57)	
125024800	100	TELENOR ASA	01/03/08	12/30/08	1,966.36	7,163.41	(5,197.05)	
	270	ADR REPSTG	03/12/08		5,309.17	16,056.87	(10,747.70)	
125024900	1,715	TELSTRA LTD SPONS ADR	10/07/08	12/30/08	22,091.13	27,086.02	(4,994.89)	
	1,710	FINAL INSTALMENT	10/30/08		22,026.73	24,086.38	(2,059.65)	
	385		12/16/08		4,959.23	4,478.32		480.91
125025000	3,250	TENET HEALTHCARE CORP	01/03/08	12/30/08	3,574.98	16,282.50	(12,707.52)	
	2,953		03/26/08		3,248.28	15,538.39	(12,290.11)	
	1,899		11/05/08		2,088.89	4,808.84	(2,719.95)	
125025100	1,075	TERREMARK WORLDWIDE INC	12/31/07	12/30/08	3,744.42	6,910.65	(3,166.23)	
	968	NEW	01/02/08		3,371.72	6,056.78	(2,685.06)	
	711		01/03/08		2,476.53	4,218.45	(1,741.92)	
125025200	184	TEVA PHARMACEUTICAL INDS LTD ADR	02/12/08	12/30/08	7,711.58	8,620.62	(909.04)	
125025300	450	3M COMPANY	05/29/08	12/30/08	25,491.27	34,839.63	(9,348.36)	
	500		06/04/08		28,323.64	38,550.80	(10,227.16)	
	600		06/09/08		33,988.37	45,392.04	(11,403.67)	
125025500	980	TOMRA SYSTEMS A/S	03/31/08	12/30/08	3,028.18	7,488.87	(4,460.69)	
	980	SPONSORED ADR NEW	04/01/08		3,028.18	7,444.96	(4,416.78)	
	504		04/02/08		1,557.35	3,858.67	(2,301.32)	
	756		08/05/08		2,336.03	5,230.99	(2,894.96)	
	966		08/06/08		2,984.92	6,857.34	(3,872.42)	
	322		10/29/08		994.98	1,504.00	(509.02)	
125025600	100	TOTAL S A SPONS ADR	12/31/07	12/30/08	5,501.98	8,274.00	(2,772.02)	
	600		01/03/08		33,011.87	51,122.10	(18,110.23)	
	5		01/03/08		275.10	422.88	(147.78)	
	105		01/08/08		5,777.08	8,989.74	(3,212.66)	
	395		01/09/08		21,732.82	34,201.71	(12,468.89)	

2  
0  
0  
8  
  
Y  
E  
A  
R  
  
E  
N  
D  
  
S  
U  
M  
M  
A  
R  
Y

Ref 00009249 00081274

CITI GLOBAL IMPACT FUNDING  
Account Number 692-72494-14 643

Details of Short Term Gain (Loss) 2008 - continued

2  
0  
0  
8  
  
Y  
E  
A  
R  
  
E  
N  
D  
  
S  
U  
M  
M  
A  
R  
Y

Reference number	Quantity	Security Description	Opening Trade Date	Closing Trade Date	Sale Proceeds	Cost	(Loss)	Gain
125025700	200	TRAVELERS COMPANIES INC	12/31/07	12/30/08	\$ 8,787.51	\$ 10,815.10	(\$ 2,027.59)	
	165		12/31/07		7,249.70	8,900.08	(1,650.38)	
	300		01/03/08		13,181.27	15,872.01	(2,690.74)	
	300		01/03/08		13,181.22	15,925.38	(2,744.16)	
125025800	2,889	U S AIRWAYS GROUP INC	10/30/08	12/30/08	21,330.23	26,653.34	(5,323.11)	
	1,621		11/06/08		11,968.26	13,597.43	(1,629.17)	
	1,695		12/04/08		12,514.63	12,083.32		431.31
125025900	391	UNITED OVERSEAS BANK LTD SPONS ADR	03/25/08	12/30/08	7,084.88	10,955.04	(3,870.16)	
125026000	221	UNITED STATES STEEL CORP NEW	11/03/08	12/30/08	8,270.24	8,371.96	(101.72)	
	152		11/07/08		5,688.13	5,189.77		498.36
	118		11/11/08		4,415.78	3,817.12		598.66
	155		11/14/08		5,800.39	4,695.45		1,104.94
	133		11/21/08		4,977.11	3,068.87		1,908.24
	208		11/25/08		7,783.75	5,597.32		2,186.43
	63		12/02/08		2,357.58	1,693.48		664.10
125026100	101	UNITED TECHNOLOGIES CORP	01/03/08	12/30/08	5,307.52	7,739.36	(2,431.84)	
125026200	705	VCA ANTECH INC	04/28/08	12/30/08	13,083.60	22,266.93	(9,183.33)	
	871		05/28/08		16,164.27	27,515.67	(11,351.40)	
	669		08/05/08		12,415.50	21,177.26	(8,761.76)	
125026300	100	V F CORP	12/31/07	12/30/08	5,356.91	6,923.85	(1,566.94)	
	200		01/03/08		10,713.82	13,332.48	(2,618.66)	
125026400	334	VALERO ENERGY CORP-NEW	06/19/08	12/30/08	7,086.07	14,610.46	(7,524.39)	
	170		06/20/08		3,606.68	7,315.32	(3,708.64)	
	83		06/23/08		1,760.91	3,552.06	(1,791.15)	
	138		06/26/08		2,927.78	5,710.14	(2,782.36)	
	85		07/01/08		1,803.34	3,414.18	(1,610.84)	
	74		07/08/08		1,569.97	2,662.08	(1,092.11)	
	255		08/18/08		5,410.02	8,532.61	(3,122.59)	
	205		09/03/08		4,349.23	6,936.89	(2,587.66)	
	206		09/05/08		4,370.45	6,810.77	(2,440.32)	
	111		09/10/08		2,354.96	3,340.27	(985.31)	
	79		09/17/08		1,676.05	2,570.98	(894.93)	
	435		09/24/08		9,228.86	14,638.53	(5,409.67)	
	59		09/30/08		1,251.73	1,807.90	(556.17)	
125026500	280	VALEO SPONS ADR -USD-	01/03/08	12/30/08	2,038.39	5,578.89	(3,540.50)	
	1,210		02/20/08		8,808.75	22,574.97	(13,766.22)	

Ref 00009249 00081275

CITI GLOBAL IMPACT FUNDING

Account Number 692-72494-14 643

Details of Short-Term Gain (Loss) 2008 - continued

2  
0  
0  
8  
  
Y  
E  
A  
R  
  
E  
N  
D  
  
S  
U  
M  
M  
A  
R  
Y

Reference number	Quantity	Security Description	Opening Trade Date	Closing Trade Date	Sale Proceeds	Cost	(Loss)	Gain
125026600	359	VALUECLICK INC	12/31/07	12/30/08	\$ 2,319.81	\$ 7,882.92	(\$ 5,563.11)	
	288		01/03/08		1,848.09	6,288.00	(4,439.91)	
	2,185		07/29/08		14,119.17	24,690.50	(10,571.33)	
125026700	187	VARIAN MEDICAL SYSTEMS INC	12/31/07	12/30/08	6,437.46	9,787.09	(3,349.63)	
	262		01/03/08		9,019.33	13,704.85	(4,685.52)	
125026800	100	VERIZON COMMUNICATIONS	12/31/07	12/30/08	3,281.30	4,370.78	(1,089.48)	
	400		01/03/08		13,125.21	17,252.14	(4,126.93)	
125026900	3,808	VISA INC COM CL A	03/20/08	12/30/08	192,335.29	233,089.21	(40,753.92)	
	92		04/08/08		4,646.76	6,164.37	(1,517.61)	
	826		10/06/08		41,719.78	42,643.82	(924.04)	
125027000	1,794	WADDELL & REED FINL INC CL A	09/23/08	12/30/08	25,564.72	44,286.15	(18,721.43)	
	943		09/29/08		13,437.86	21,327.55	(7,889.69)	
	764		10/01/08		10,887.09	18,121.24	(7,234.15)	
	237		10/13/08		3,377.28	3,795.96	(418.68)	
	751		10/15/08		10,701.84	11,960.65	(1,258.81)	
125027100	989	WARNACO GROUP INC	10/13/08	12/30/08	18,134.50	32,800.09	(14,665.59)	
	203		10/14/08		3,722.25	6,840.43	(3,118.18)	
	415		10/20/08		7,609.52	11,916.52	(4,307.00)	
	640		10/28/08		11,735.17	15,336.70	(3,601.53)	
	835		11/06/08		15,310.72	13,717.63	1,593.09	
125027200	250	WASTE MGMT INC DEL	01/03/08	12/30/08	8,085.98	7,991.83		94.15
	400		01/14/08		12,937.57	12,803.20		134.37
	1,300		01/23/08		42,047.08	37,286.08		4,761.00
	895		01/31/08		28,947.81	28,965.06	(17.25)	
	405		02/05/08		13,099.29	13,297.89	(198.60)	
	1,200		02/07/08		38,812.70	38,554.80	257.90	
125027300	195	WATSON PHARMACEUTICALS INC	12/31/07	12/30/08	4,991.09	5,288.38	(297.29)	
	600		01/03/08		15,357.21	15,999.72	(642.51)	
125027400	1,700	WELLS FARGO & CO NEW	07/16/08	12/30/08	48,210.37	42,738.00		5,472.37
	800		07/17/08		22,687.23	21,070.40		1,616.83
	1,300		07/18/08		36,866.75	35,937.46		929.29
	1,345		07/21/08		38,142.91	38,146.08	(3.17)	
125027500	157	WHEELOCK & CO LTD-HKD	12/09/08	12/30/08	3,375.48	3,033.62		341.86
	137		12/15/08		2,945.48	2,697.89		247.59
	82		12/11/08		1,762.99	1,636.14		126.85
	131		12/18/08		2,816.48	2,810.54		5.94

Ref. 00009249 00081276

CITI GLOBAL IMPACT FUNDING  
Account Number 692-72494-14 643

Details of Short Term Gain (Loss) 2008 - continued

Reference number	Quantity	Security Description	Opening Trade Date	Closing Trade Date	Sale Proceeds	Cost	(Loss)	Gain
	109		12/19/08		\$ 2,343.49	\$ 2,321.96		\$ 21.53
	72		12/22/08		1,547.99	1,599.61	(51.62)	
125027600	100	WHIRLPOOL CORP	12/31/07	12/30/08	4,010.86	8,210.00	(4,199.14)	
	300		01/02/08		12,032.57	23,940.90	(11,908.33)	
	400		01/03/08		16,043.43	31,881.24	(15,837.81)	
125027700	719	WHITING PETROLEUM CORP NEW	10/06/08	12/30/08	22,279.09	33,716.79	(11,437.70)	
	297		10/07/08		9,202.91	14,310.02	(5,107.11)	
125027800	1,448	WHITNEY HOLDING CORP	10/16/08	12/30/08	21,485.01	26,677.23	(5,192.22)	
	811		10/20/08		12,033.39	15,173.81	(3,140.42)	
	792		10/24/08		11,751.47	13,172.70	(1,421.23)	
	655		10/31/08		9,718.70	12,457.12	(2,738.42)	
	656		12/04/08		9,733.54	11,115.33	(1,381.79)	
125027900	400	WINDSTREAM CORP	12/31/07	12/30/08	3,519.54	5,225.16	(1,705.62)	
	1,400		01/03/08		12,318.39	17,318.00	(4,999.61)	
125028000	200	WYETH	12/31/07	12/30/08	7,365.80	8,826.00	(1,460.20)	
125028100	2,800	XEROX CORP	06/23/08	12/30/08	21,280.72	38,266.76	(16,986.04)	
	815		06/26/08		6,194.21	11,102.50	(4,908.29)	
	1,700		06/27/08		12,920.44	22,862.11	(9,941.67)	
	2,800		07/07/08		21,280.72	37,709.56	(16,428.84)	
	2,205		07/15/08		16,758.57	29,100.49	(12,341.92)	
	595		07/16/08		4,522.14	7,832.46	(3,310.32)	
125028200	693	ZHEJIANG EXPWY CO LTD	12/08/08	12/30/08	11,434.43	12,025.91	(591.48)	
	394	SPON ADR	12/15/08		6,500.96	6,845.12	(344.16)	
	446		12/16/08		7,358.96	8,165.01	(806.05)	
125028300	85	ZURICH FINCL SVCS SPON ADR	01/03/08	12/30/08	1,813.89	2,489.31	(675.42)	
<b>Total</b>					<b>\$ 9,641,335.63</b>	<b>\$ 14,914,224.00</b>	<b>(\$ 5,551,586.02)</b>	<b>\$ 278,696.65</b>

2  
0  
8  
Y  
E  
A  
R  
E  
N  
D  
S  
U  
M  
M  
A  
R  
Y

Details of Long Term Gain (Loss) 2008

This section shows your sales of securities during the year. The "Sale Proceeds" column excludes any accrued income you may have received. In addition, although cash in lieu less than \$20 is not included on Form 1099-B (if applicable), it is included in this section. Please note, this material is being prepared for informational purposes only and should not be used for tax preparation without the assistance of your tax advisor.

Reference number	Quantity	Security Description	Opening Trade Date	Closing Trade Date	Sale Proceeds	Cost	(Loss)	Gain
125000100	1,066	ACCENTURE LTD	10/11/07	12/30/08	\$ 34,455.59	\$ 44,111.30	(\$ 9,655.71)	



Ref 00009249 00081277

CITI GLOBAL IMPACT FUNDING  
Account Number 692-72494-14 643

Details of Long Term Gain (Loss) 2008 - continued

2  
0  
0  
8  
  
Y  
E  
A  
R  
  
E  
N  
D  
  
S  
U  
M  
M  
A  
R  
Y

Reference number	Quantity	Security Description	Opening Trade Date	Closing Trade Date	Sale Proceeds	Cost	(Loss)	Gain
125000200	233	COSAN LTD CL A-BRL	12/28/07	12/30/08	\$ 806.36	\$ 2,716.78	(\$ 1,910.42)	
	360		12/28/07		1,245.88	4,244.54	(2,998.66)	
125000300	756	GLOBAL CROSSING LTD NEW	10/30/06	12/30/08	5,549.92	19,498.53	(13,948.61)	
	340		11/13/06		2,495.99	8,555.05	(6,059.06)	
	18		11/14/06		132.14	468.00	(335.86)	
	322		11/15/06		2,363.85	8,627.25	(6,263.40)	
	515		12/11/06		3,780.70	13,454.17	(9,673.47)	
	506		12/15/06		3,714.63	12,801.80	(9,087.17)	
	212		12/26/06		1,556.33	4,975.64	(3,419.31)	
	195		01/05/07		1,431.53	4,492.61	(3,061.08)	
	58		01/08/07		425.79	1,356.04	(930.25)	
	164		01/12/07		1,203.95	4,345.84	(3,141.89)	
	206		06/18/07		1,512.28	4,243.59	(2,731.31)	
	220		06/20/07		1,615.06	4,448.16	(2,833.10)	
	594		09/24/07		4,360.65	12,175.81	(7,815.16)	
	344		10/03/07		2,525.36	7,493.21	(4,967.85)	
	449		11/29/07		3,296.17	8,719.54	(5,423.37)	
	254		12/18/07		1,864.65	5,161.25	(3,296.60)	
436	12/19/07	3,200.75	9,203.93	(6,003.18)				
125000800	248,4284	SIGNET JEWELERS LTD-USD	10/26/06	12/30/08	2,037.90	11,616.46	(9,578.56)	
	222,4359		10/30/06		1,824.68	10,103.17	(8,278.49)	
	37,4892		11/14/06		307.53	1,760.49	(1,452.96)	
	84,9755		11/15/06		697.07	4,038.28	(3,341.21)	
	177,4489		11/16/06		1,455.64	8,621.68	(7,166.04)	
	237,4316		11/17/06		1,947.69	11,434.52	(9,486.83)	
	64,9813		12/07/06		533.05	3,067.43	(2,534.38)	
	339,8861		12/18/06		2,788.14	15,918.50	(13,130.36)	
	44,9849		01/05/07		369.02	2,156.90	(1,787.88)	
	44,9849		03/29/07		369.02	2,187.20	(1,818.18)	
	104,9648		08/23/07		861.04	4,211.97	(3,350.93)	
	689,7688		12/18/07		5,658.28	18,448.56	(12,790.28)	
	77,9775		12/28/07		639.66	2,203.34	(1,563.68)	
42,4858	12/28/07	348.52	1,192.38	(843.86)				
125000900	61,9643	TYCO INTL LTD	05/10/07	12/30/08	1,313.00	3,132.42	(1,819.42)	
	34,4726 (NEW)		06/12/07		730.46	1,801.24	(1,070.78)	
	79,9366		06/18/07		1,693.83	4,255.40	(2,561.57)	
	59,9524		06/20/07		1,270.37	3,085.81	(1,815.44)	
	95,6741		06/20/07		2,027.30	4,914.89	(2,887.59)	
	245		11/05/07		5,191.47	10,118.97	(4,927.50)	
	120		11/29/07		2,542.76	4,736.40	(2,193.64)	

Ref 00009249 00081278

CITI GLOBAL IMPACT FUNDING

Account Number 692-72494-14 643

Details of Long Term Gain (Loss) 2008 - continued

Reference number	Quantity	Security Description	Opening Trade Date	Closing Trade Date	Sale Proceeds	Cost	(Loss)	Gain
	89		12/13/07		\$ 1,885.88	\$ 3,691.55	(\$ 1,805.67)	
	870		12/18/07		18,435.02	35,948.40	(17,513.38)	
	836		12/27/07		17,714.57	33,498.94	(15,784.37)	
	50		12/28/07		1,059.48	2,007.50	(948.02)	
125001000	13,9643	TYCO ELECTRONICS LTD	05/10/07	12/30/08	220.23	528.81	(308.58)	
	34,4726		06/12/07		543.67	1,349.32	(805.65)	
	79,9366		06/18/07		1,260.69	3,187.73	(1,927.04)	
	59,9524		06/20/07		945.52	2,311.59	(1,366.07)	
	95,6741		06/20/07		1,508.89	3,681.76	(2,172.87)	
	145		08/28/07		2,286.81	5,119.05	(2,832.24)	
	217		09/14/07		3,422.33	7,260.65	(3,838.32)	
	222		09/26/07		3,501.19	7,767.14	(4,265.95)	
	116		10/04/07		1,829.45	4,132.64	(2,303.19)	
	141		11/29/07		2,223.73	5,160.23	(2,936.50)	
	1,515		12/18/07		23,893.23	55,387.49	(31,494.26)	
	20		12/20/07		315.42	735.57	(420.15)	
	451		12/27/07		7,112.77	17,065.57	(9,952.80)	
	100		12/28/07		1,577.11	3,771.73	(2,194.62)	
125001200	139	FLEXTRONICS INTL LTD USD	06/18/07	12/30/08	343.33	1,535.04	(1,191.71)	
	401		10/25/07		990.46	4,619.32	(3,628.86)	
	757		11/29/07		1,869.78	9,159.70	(7,289.92)	
	4,930		12/18/07		12,177.03	56,547.10	(44,370.07)	
	3,050		12/28/07		7,533.46	36,813.50	(29,280.04)	
125001400	720	AT&T INC	04/20/06	12/30/08	20,077.03	18,388.80		1,688.23
	200		11/08/06		5,576.95	6,902.00	(1,325.05)	
	800		11/14/06		22,307.79	26,352.00	(4,044.21)	
	800		12/20/06		22,307.79	27,978.56	(5,670.77)	
	300		12/22/06		8,365.42	10,500.00	(2,134.58)	
	800		01/05/07		22,307.79	27,200.00	(4,892.21)	
	600		01/11/07		16,730.85	20,694.00	(3,963.15)	
	704		05/10/07		19,630.86	27,660.16	(8,029.30)	
	232		06/12/07		6,469.26	9,239.93	(2,770.67)	
	530		06/18/07		14,778.91	21,289.04	(6,510.13)	
	335		06/20/07		9,341.39	13,439.30	(4,097.91)	
	428		11/29/07		11,934.67	16,285.40	(4,350.73)	
	2,950		12/18/07		82,259.99	120,183.00	(37,923.01)	
	400		12/28/07		11,153.90	16,896.00	(5,742.10)	
125001600	57,8777	ABRAXIS BIOSCIENCE INC NEW	12/07/06	12/30/08	3,834.18	2,707.99		1,126.19
	127,4688		12/20/06		8,444.34	6,073.92		2,370.42
	140,2157		12/22/06		9,288.77	6,506.45		2,782.32

2  
0  
0  
8  
  
Y  
E  
A  
R  
  
E  
N  
D  
  
S  
U  
M  
M  
A  
R  
Y

Ref 00009249 00081279

CITI GLOBAL IMPACT FUNDING

Account Number 692-72494-14 643

Details of Long Term Gain (Loss) 2008 - continued

2  
0  
0  
8  
  
Y  
E  
A  
R  
  
E  
N  
D  
  
S  
U  
M  
M  
A  
R  
Y

Reference number	Quantity	Security Description	Opening Trade Date	Closing Trade Date	Sale Proceeds	Cost	(Loss)	Gain
	75.9814		12/27/06		\$ 5,033.49	\$ 3,512.55		\$ 1,520.94
	86.4788		01/05/07		5,728.90	3,807.44		1,921.46
	90.9776		01/11/07		6,026.94	3,974.29		2,052.65
125001800	1,710	AEGON N V-ADR AMER REG-ADR	12/18/06	12/30/08	10,916.92	31,955.11	(21,038.19)	
	240		01/05/07		1,532.20	4,513.03	(2,980.83)	
	410		03/29/07		2,617.51	8,173.68	(5,556.17)	
	1,305		08/08/07		8,331.33	24,490.67	(16,159.34)	
	580		08/23/07		3,702.81	10,537.15	(6,834.34)	
	3,470		12/18/07		22,153.05	59,519.52	(37,366.47)	
	625		12/28/07		3,990.10	11,148.13	(7,158.03)	
125002000	730	AKZO NOBEL N V ADR-EUR	12/18/06	12/30/08	30,166.65	44,061.92	(13,895.27)	
	90		01/05/07		3,719.17	5,518.13	(1,798.96)	
	40		03/29/07		1,652.97	3,046.96	(1,393.99)	
	800		12/18/07		33,059.33	61,227.76	(28,168.43)	
	140		12/28/07		5,785.38	11,191.18	(5,405.80)	
125002100	200	ALCOA INC	09/14/07	12/30/08	2,122.39	7,060.78	(4,938.39)	
	1,300		09/20/07		13,795.52	48,595.17	(34,799.65)	
	1,400		09/25/07		14,856.72	51,562.00	(36,705.28)	
	1,300		09/28/07		13,795.52	51,051.78	(37,256.26)	
	300		12/28/07		3,183.58	11,034.00	(7,850.42)	
125002200	13.4135	ALLEGHANY CORP DEL	01/05/06	12/30/08	3,653.32	3,675.73	(22.41)	
	14.787		01/06/06		4,027.41	4,066.08	(38.67)	
	15.844		01/10/06		4,315.30	4,341.55	(26.25)	
	8.297		05/24/06		2,259.77	2,147.82		111.95
	6.2227		10/19/06		1,694.82	1,777.16	(82.34)	
	32.1511		11/14/06		8,756.72	10,200.53	(1,443.81)	
	36.2996		12/15/06		9,886.62	12,243.66	(2,357.04)	
	17.6312		12/26/06		4,802.06	6,145.10	(1,343.04)	
	9.3342		01/05/07		2,542.28	3,233.70	(691.42)	
	13.4827		01/08/07		3,672.17	4,636.52	(964.35)	
	12.4463		01/12/07		3,389.89	4,395.44	(1,005.55)	
	2.036		06/18/07		554.53	777.77	(223.24)	
	13.2342		06/20/07		3,604.49	5,303.30	(1,698.81)	
	44.7927		11/29/07		12,199.81	17,633.43	(5,433.62)	
	4.072		12/18/07		1,109.06	1,624.76	(515.70)	
	14.2522		12/19/07		3,881.75	5,649.06	(1,767.31)	
125002300	89	ALLERGAN INC	11/14/06	12/30/08	3,441.65	4,832.87	(1,391.22)	
	370		12/07/06		14,307.89	22,282.07	(7,974.18)	
	1,154		12/20/06		44,625.16	70,794.55	(26,169.39)	
	1,056		12/22/06		40,835.50	63,215.43	(22,379.93)	

Ref: 00009249 00081280

CITI GLOBAL IMPACT FUNDING  
Account Number 692-72494-14 643

Details of Long-Term Gain (Loss) 2008 continued

Reference number	Quantity	Security Description	Opening Trade Date	Closing Trade Date	Sale Proceeds	Cost	(Loss)	Gain
	560		12/27/06		\$ 21,655.19	\$ 33,700.66	(\$ 12,045.47)	
	854		01/05/07		33,024.17	51,270.06	(18,245.89)	
	308		01/11/07		11,910.35	17,855.95	(5,945.60)	
	380		12/28/07		14,694.59	24,539.45	(9,844.86)	
125002400	2,260	ALLIANZ SE ADR	12/18/06	12/30/08	23,894.39	46,134.28	(22,239.89)	
	540		01/05/07		5,709.28	11,068.16	(5,358.88)	
	370		03/29/07		3,911.91	7,620.93	(3,709.02)	
	400		08/23/07		4,229.10	8,633.20	(4,404.10)	
	3,180		12/18/07		33,621.31	65,655.87	(32,034.56)	
	400		12/28/07		4,229.10	8,632.56	(4,403.46)	
125002500	50	ALLSTATE CORP	03/09/06	12/30/08	1,568.87	2,726.51	(1,157.64)	
	500		03/13/06		15,688.66	27,286.85	(11,598.19)	
	600		03/17/06		18,826.39	32,697.36	(13,870.97)	
	200		04/20/06		6,275.46	11,092.00	(4,816.54)	
	300		11/14/06		9,413.20	18,999.00	(9,585.80)	
	500		12/20/06		15,688.66	32,955.00	(17,266.34)	
	200		12/22/06		6,275.46	13,059.36	(6,783.90)	
	300		01/05/07		9,413.20	19,536.00	(10,122.80)	
	300		01/11/07		9,413.20	19,239.00	(9,825.80)	
	200		12/28/07		6,275.46	10,430.00	(4,154.54)	
125002600	40	ALTRIA GROUP INC	12/20/06	12/30/08	607.60	796.47	(188.87)	
	300		12/27/06		4,556.97	5,974.91	(1,417.94)	
	1,100		04/25/07		16,708.91	23,511.30	(6,802.39)	
125002800	190	AMEREN CORP	09/17/07	12/30/08	6,111.10	9,869.42	(3,758.32)	
	710		09/18/07		22,836.17	37,431.48	(14,595.31)	
	370		10/01/07		11,900.54	19,723.00	(7,822.46)	
	630		10/02/07		20,263.08	33,628.01	(13,364.93)	
	290		10/15/07		9,327.45	15,544.73	(6,217.28)	
	810		10/16/07		26,052.53	43,614.53	(17,562.00)	
	30		11/07/07		964.91	1,610.39	(645.48)	
	59		11/19/07		1,897.65	3,126.53	(1,228.88)	
	81		11/21/07		2,605.25	4,377.81	(1,772.56)	
	51		11/29/07		1,640.34	2,746.35	(1,106.01)	
	290		12/18/07		9,327.45	15,596.20	(6,268.75)	
	175		12/20/07		5,628.63	9,438.64	(3,810.01)	
	750		12/28/07		24,122.71	40,732.50	(16,609.79)	
125002900	783	AMERICA MOVIL S.A.B DE CV	01/05/07	12/30/08	23,422.92	35,281.98	(11,859.06)	
	452	SER L SPONS ADR	01/11/07		13,521.28	20,005.47	(6,484.19)	
	379		12/28/07		11,337.53	22,995.37	(11,657.84)	

2  
0  
0  
8  
  
Y  
E  
A  
R  
  
E  
N  
D  
  
S  
U  
M  
M  
A  
R  
Y

Ref 00009249 00081281

CITI GLOBAL IMPACT FUNDING  
Account Number 692-72494-14 643

Details of Long Term Gain/(Loss) 2008 - continued

Reference number	Quantity	Security Description	Opening Trade Date	Closing Trade Date	Sale Proceeds	Cost	(Loss)	Gain			
125003000	618	AMERICAN ELECTRIC POWER CO INC	05/10/07	12/30/08	\$ 19,679.48	\$ 30,331.44	(\$ 10,651.96)				
	109		06/12/07		3,470.98	4,884.29	(1,413.31)				
	290		06/18/07		9,234.71	13,183.11	(3,948.40)				
	195		06/20/07		6,209.55	8,761.16	(2,551.61)				
	259		11/29/07		8,247.55	12,292.14	(4,044.59)				
	1,750		12/18/07		55,726.69	82,022.50	(26,295.81)				
	250		12/28/07		7,960.96	11,727.50	(3,766.54)				
125003100	196	AMERICAN EXPRESS CO	06/20/07	12/30/08	3,527.39	12,284.67	(8,757.28)				
	189		11/29/07		3,401.41	10,699.29	(7,297.88)				
	1,110		12/18/07		19,976.56	57,475.80	(37,499.24)				
	150		12/28/07		2,699.53	7,662.00	(4,962.47)				
125003300	20	AMERISTAR CASINOS INC	01/12/07	12/30/08	156.47	589.38	(432.91)				
	679		04/04/07		5,312.19	20,976.28	(15,664.09)				
	145		06/18/07		1,134.42	5,116.91	(3,982.49)				
	229		06/20/07		1,791.59	8,030.80	(6,239.21)				
	444		07/17/07		3,473.66	15,344.02	(11,870.36)				
	649		08/02/07		5,077.49	18,587.55	(13,510.06)				
	739		08/08/07		5,781.61	19,208.31	(13,426.70)				
	724		10/22/07		5,664.25	19,594.19	(13,929.94)				
	439		11/29/07		3,434.54	13,950.54	(10,516.00)				
	763		12/18/07		5,969.37	20,594.24	(14,624.87)				
	236		12/19/07		1,846.36	6,441.44	(4,595.08)				
	125003600		29		APPLE INC	01/11/07	12/30/08	2,489.11	2,768.49	(279.38)	
			145			12/28/07		12,445.56	29,095.45	(16,649.89)	
125003900	310	ASAHI KAISEI CORP ADR	12/18/06	12/30/08	13,329.92	20,506.93	(7,177.01)				
	90		01/05/07		3,869.98	5,908.76	(2,038.78)				
	10		03/29/07		430.00	740.00	(310.00)				
	220		08/23/07		9,459.95	15,405.92	(5,945.97)				
	1,140		12/18/07		49,019.72	75,183.23	(26,163.51)				
240	12/28/07	10,319.94	15,888.00	(5,568.06)							
125004200	200	AXA S A SPONS ADR	03/31/06	12/30/08	4,386.10	6,990.00	(2,603.90)				
	145		04/20/06		3,179.92	5,125.75	(1,945.83)				
	290		09/11/06		6,369.84	10,588.54	(4,228.70)				
	95		09/12/06		2,083.40	3,469.50	(1,386.10)				
	205		11/14/06		4,495.75	7,908.90	(3,413.15)				
	65		12/07/06		1,425.48	2,536.95	(1,111.47)				
	1,150		12/18/06		25,220.05	46,137.31	(20,917.26)				
	150		01/05/07		3,289.57	6,088.98	(2,799.41)				
	120		03/29/07		2,631.66	5,084.36	(2,452.70)				
	260		08/23/07		5,701.92	10,453.01	(4,751.09)				

2  
0  
0  
8  
  
Y  
E  
A  
R  
  
E  
N  
D  
  
S  
U  
M  
M  
A  
R  
Y

Ref 00009249 00081282

CITI GLOBAL IMPACT FUNDING  
Account Number 692-72494-14 643

Details of Long Term Gain (Loss) 2008 continued

Reference number	Quantity	Security Description	Opening Trade Date	Closing Trade Date	Sale Proceeds	Cost	(Loss)	Gain
	1,450		12/18/07		\$ 31,799.19	\$ 56,416.17	(\$ 24,616.98)	
	166		12/28/07		3,640.46	6,634.01	(2,993.55)	
	245		12/28/07		5,372.97	9,801.03	(4,428.06)	
125004300	840	BASF SE COMMON STOCK	12/18/06	12/30/08	32,801.81	39,867.75	(7,065.94)	
	200		01/05/07		7,809.96	9,522.00	(1,712.04)	
	100		03/29/07		3,904.98	5,574.82	(1,669.84)	
	60		08/23/07		2,342.99	3,776.13	(1,433.14)	
	800		12/18/07		31,239.82	56,860.00	(25,620.18)	
	120		12/28/07		4,685.97	8,952.00	(4,266.03)	
125004400	470	BP PLC SPONS ADR	12/18/07	12/30/08	21,244.59	34,760.49	(13,515.90)	
125004500	110	BNP PARIBAS SPON ADR	03/29/07	12/30/08	2,322.09	5,729.94	(3,407.85)	
	225		08/10/07		4,749.72	12,179.03	(7,429.31)	
	210		08/23/07		4,433.07	11,195.71	(6,762.64)	
	930		12/18/07		19,632.19	49,941.00	(30,308.81)	
	200		12/28/07		4,221.98	10,980.34	(6,758.36)	
125004700	191	BALLY TECHNOLOGIES INC	06/18/07	12/30/08	4,397.83	5,048.13	(650.30)	
	171		06/20/07		3,937.32	4,439.16	(501.84)	
	703		07/30/07		16,186.75	17,103.78	(917.03)	
	425		11/29/07		9,785.74	17,413.19	(7,627.45)	
	119		12/18/07		2,740.01	5,164.60	(2,424.59)	
	168		12/19/07		3,868.25	7,375.57	(3,507.32)	
125004800	2,260	BANCO SANTANDER S A	12/18/06	12/30/08	21,269.64	42,064.48	(20,794.84)	
	410		01/05/07		3,858.65	7,735.14	(3,876.49)	
	560		03/29/07		5,270.35	9,946.38	(4,676.03)	
	490		08/23/07		4,611.56	8,902.12	(4,290.56)	
	2,120		12/18/07		19,952.05	44,285.95	(24,333.90)	
	400		12/28/07		3,764.54	8,700.00	(4,935.46)	
125005000	750	BANK OF AMERICA CORP	01/10/06	12/30/08	9,622.45	34,626.69	(25,004.24)	
	99		12/28/05		1,270.16	4,617.73	(3,347.57)	
	200		03/10/06		2,565.99	9,178.13	(6,612.14)	
	300		04/20/06		3,848.98	13,870.59	(10,021.61)	
	400		11/14/06		5,131.97	21,921.78	(16,789.81)	
	200		12/07/06		2,565.99	10,492.94	(7,926.95)	
	500		12/20/06		6,414.96	26,832.28	(20,417.32)	
	200		12/22/06		2,565.99	10,692.92	(8,126.93)	
	401		01/05/07		5,144.80	21,323.02	(16,178.22)	
	400		01/11/07		5,131.97	21,301.84	(16,169.87)	
	600		12/28/07		7,697.96	24,645.50	(16,947.54)	

2  
0  
0  
8  
  
Y  
E  
A  
R  
  
E  
N  
D  
  
S  
U  
M  
M  
A  
R  
Y

Ref 00009249 00081283

CITI GLOBAL IMPACT FUNDING  
Account Number 692-72494-14 643

Details of Long Term Gain (Loss) 2008 - continued

2  
0  
0  
8  
  
Y  
E  
A  
R  
  
E  
N  
D  
  
S  
U  
M  
M  
A  
R  
Y

Reference number	Quantity	Security Description	Opening Trade Date	Closing Trade Date	Sale Proceeds	Cost	(Loss)	Gain
125005100	89	BARCLAYS PLC-ADR	03/30/06	12/30/08	\$ 769.58	\$ 4,206.68	(\$ 3,437.10)	
	215		06/01/06		1,859.09	9,976.56	(8,117.47)	
	195		07/21/06		1,686.16	8,781.47	(7,095.31)	
	115		08/29/06		994.40	5,803.15	(4,808.75)	
	470		09/12/06		4,064.07	23,749.99	(19,685.92)	
	535		11/14/06		4,626.12	28,617.15	(23,991.03)	
	95		12/07/06		821.46	5,308.60	(4,487.14)	
	200		12/28/07		1,729.39	8,047.02	(6,317.63)	
125005200	293	BILL BARRETT CORP	06/20/07	12/30/08	5,981.82	11,424.07	(5,442.25)	
	454		11/07/07		9,268.77	19,350.52	(10,081.75)	
	353		11/29/07		7,206.77	13,911.73	(6,704.96)	
	309		12/19/07		6,308.48	12,877.11	(6,568.63)	
125005300	237	BECTON DICKINSON & CO	12/18/07	12/30/08	15,922.29	19,370.01	(3,447.72)	
	89		12/28/07		5,979.25	7,602.38	(1,623.13)	
125005400	234	BELDEN INC	11/29/07	12/30/08	4,509.36	10,831.16	(6,321.80)	
	179		12/06/07		3,449.47	8,767.33	(5,317.86)	
	311		12/07/07		5,993.22	15,305.37	(9,312.15)	
	97		12/18/07		1,869.27	4,303.89	(2,434.62)	
	121		12/19/07		2,331.77	5,529.32	(3,197.55)	
125005600	200	BLACK & DECKER CORPORATION	07/12/07	12/30/08	8,462.13	18,851.08	(10,388.95)	
	485		07/27/07		20,520.67	41,250.03	(20,729.36)	
	115		07/30/07		4,865.73	9,657.53	(4,791.80)	
	295		08/03/07		12,481.65	25,990.62	(13,508.97)	
	305		08/06/07		12,904.75	26,453.17	(13,548.42)	
	320		08/13/07		13,539.41	28,251.42	(14,712.01)	
	180		08/14/07		7,615.92	15,923.20	(8,307.28)	
	500		12/28/07		21,155.33	34,862.35	(13,707.02)	
125005700	718	BOSTON SCIENTIFIC CORP	05/10/07	12/30/08	5,244.96	11,572.87	(6,327.91)	
	215		06/12/07		1,570.57	3,463.07	(1,892.50)	
	480		06/18/07		3,506.38	7,856.30	(4,349.92)	
	315		06/20/07		2,301.06	5,089.55	(2,788.49)	
	474		11/29/07		3,462.55	5,956.90	(2,494.35)	
	2,830		12/18/07		20,673.03	33,024.12	(12,351.09)	
	1,950		12/28/07		14,244.67	23,010.00	(8,765.33)	
125006000	117	BRITISH SKY BROADCASTING	12/07/06	12/30/08	3,217.08	4,826.25	(1,609.17)	
	76	GROUP PLC SPONSORED ADR-USD-	12/28/07		2,089.73	3,774.92	(1,685.19)	
125006100	394	BROADCOM CORP CL A	12/22/06	12/30/08	6,739.45	12,513.60	(5,774.15)	
	896		12/27/06		15,326.26	28,985.15	(13,658.89)	
	975		01/05/07		16,677.57	31,399.97	(14,722.40)	

Ref 00009249 00081284

CITI GLOBAL IMPACT FUNDING

Account Number 692-72494-14 643

Details of Long Term Gain (Loss) 2008 - continued

2  
0  
0  
8  
  
Y  
E  
A  
R  
  
E  
N  
D  
  
S  
U  
M  
M  
A  
R  
Y

Reference number	Quantity	Security Description	Opening Trade Date	Closing Trade Date	Sale Proceeds	Cost	(Loss)	Gain
	617		01/11/07		\$ 10,553.91	\$ 20,535.92	(\$ 9,982.01)	
	3,800		07/16/07		64,999.77	123,454.40	(58,454.63)	
	702		12/28/07		12,007.85	18,438.59	(6,430.74)	
125006400	400	CBS CORP NEW CLASS B	06/07/06	12/30/08	3,127.18	10,668.56	(7,541.38)	
	1,100		06/26/06		8,599.75	29,123.93	(20,524.18)	
	1,100		06/30/06		8,599.75	29,873.58	(21,273.83)	
	600		11/14/06		4,690.77	17,760.00	(13,069.23)	
	900		12/20/06		7,036.16	28,575.00	(21,538.84)	
	400		12/22/06		3,127.18	12,540.00	(9,412.82)	
	400		12/27/06		3,127.18	12,632.00	(9,504.82)	
	400		01/05/07		3,127.18	12,420.00	(9,292.82)	
	600		01/11/07		4,690.77	18,738.00	(14,047.23)	
125006600	163	CME GROUP INC CLASS A	12/20/06	12/30/08	31,470.69	85,491.45	(54,020.76)	
	99		12/22/06		19,114.10	50,589.00	(31,474.90)	
	92		12/27/06		17,762.60	46,945.67	(29,183.07)	
	30		01/05/07		5,792.15	15,872.37	(10,080.22)	
	72		01/11/07		13,901.16	39,793.68	(25,892.52)	
	37		12/28/07		7,143.65	25,154.82	(18,011.17)	
125006700	34	CRH PLC ADR-USD	03/29/07	12/30/08	863.71	1,462.96	(599.25)	
125006800	750	CRH PLC ADR-USD	12/18/06	12/31/08	19,583.66	30,044.47	(10,460.81)	
	110		01/05/07		2,872.27	4,444.70	(1,572.43)	
	156		03/29/07		4,073.40	6,712.40	(2,639.00)	
	290		08/23/07		7,572.35	12,200.18	(4,627.83)	
	1,090		12/18/07		28,461.60	38,132.78	(9,671.18)	
	355		12/28/07		9,269.60	12,484.00	(3,214.40)	
125007000	711	CADBURY PLC ADR	Unavailable	12/30/08	24,825.85			
125007100	196	CATALYST HEALTH SOLUTIONS INC	06/18/07	12/30/08	4,662.97	5,942.13	(1,279.16)	
	88		06/20/07		2,093.58	2,668.16	(574.58)	
	802		09/12/07		19,080.11	21,444.68	(2,364.57)	
	401		11/06/07		9,540.06	10,479.57	(939.51)	
	624		11/29/07		14,845.38	16,536.00	(1,690.62)	
	33		12/18/07		785.09	865.26	(80.17)	
	380		12/19/07		9,040.45	10,109.52	(1,069.07)	
125007200	700	CATERPILLAR INC	12/04/07	12/30/08	30,393.13	50,247.68	(19,854.55)	
	800		12/06/07		34,735.00	58,944.80	(24,209.80)	
	600		12/11/07		26,051.25	45,558.36	(19,507.11)	
	200		12/28/07		8,683.75	14,640.80	(5,957.05)	
125007500	314	CHEUNG KONG HOLDING-ADR	07/13/07	12/30/08	2,876.22	4,445.05	(1,568.83)	
	909		12/28/07		8,326.39	16,089.30	(7,762.91)	



Ref 00009249 00081285

CITI GLOBAL IMPACT FUNDING

Account Number 692-72494-14 643

Details of Long-Term Gain/(Loss) 2008 - continued

Reference number	Quantity	Security Description	Opening Trade Date	Closing Trade Date	Sale Proceeds	Cost	(Loss)	Gain
125007600	300	CHEVRON CORP	11/14/06	12/30/08	\$ 21,727.92	\$ 21,135.57		\$ 592.35
	400		12/20/06		28,970.56	29,592.00	(621.44)	
	200		12/22/06		14,485.28	14,612.00	(126.72)	
	400		01/05/07		28,970.56	28,224.80		745.76
	200		01/11/07		14,485.28	13,780.00		705.28
	531		05/10/07		38,458.41	41,640.22	(3,181.81)	
	78		06/12/07		5,649.26	6,307.86	(658.60)	
	210		06/18/07		15,209.54	17,565.93	(2,356.39)	
	155		06/20/07		11,226.09	12,718.48	(1,492.39)	
	169		11/29/07		12,240.06	14,670.72	(2,430.66)	
	1,330		12/18/07		96,327.10	119,447.17	(23,120.07)	
	150		12/28/07		10,863.96	14,105.85	(3,241.89)	
125007700	30	CHINA PETROLEUM&CHEM ADR	11/05/07	12/30/08	1,830.19	4,231.13	(2,400.94)	
	580		12/18/07		35,383.74	82,548.27	(47,164.53)	
125008000	40	COCA-COLA FEMSA S A B DE C V SPONS ADR	03/29/07	12/30/08	1,757.59	1,460.12		297.47
	390		08/23/07		17,136.50	15,875.38		1,261.12
	830		12/18/07		36,469.99	38,060.73	(1,590.74)	
	125		12/28/07		5,492.47	6,050.00	(557.53)	
125008100	129	COINSTAR INC	12/15/06	12/30/08	2,412.23	3,953.73	(1,541.50)	
	102		12/26/06		1,907.35	3,097.23	(1,189.88)	
	127		01/05/07		2,374.84	3,852.55	(1,477.71)	
	67		01/08/07		1,252.87	1,993.25	(740.38)	
	336		03/26/07		6,283.03	10,402.22	(4,119.19)	
	293		03/28/07		5,478.95	9,104.15	(3,625.20)	
	158		06/18/07		2,954.52	5,112.88	(2,158.36)	
	137		06/20/07		2,561.83	4,471.13	(1,909.30)	
	467		11/29/07		8,732.66	12,232.40	(3,499.74)	
	257		12/19/07		4,805.77	7,383.58	(2,577.81)	
125008200	12	COLGATE PALMOLIVE CO	12/18/07	12/30/08	811.82	935.74	(123.92)	
	171		12/28/07		11,568.37	13,481.30	(1,912.93)	
125008300	1,047	COLLECTIVE BRANDS INC	11/29/07	12/30/08	10,775.45	16,143.79	(5,368.34)	
	322		12/19/07		3,313.94	5,515.54	(2,201.60)	
125008500	215	COMCAST CORP CL A	06/07/07	12/30/08	3,497.51	5,627.09	(2,129.58)	
	186		06/12/07		3,025.76	4,898.74	(1,872.98)	
	520		06/18/07		8,459.10	14,569.88	(6,110.78)	
	345		06/20/07		5,612.29	9,852.51	(4,240.22)	
	451		11/29/07		7,336.65	9,131.85	(1,795.20)	
	3,355		12/18/07		54,577.49	60,400.07	(5,822.58)	
	1,800		12/28/07		29,281.52	33,150.60	(3,869.08)	

2  
0  
0  
8  
  
Y  
E  
A  
R  
  
E  
N  
D  
  
S  
U  
M  
M  
A  
R  
Y

Ref 00009249 00081286

CITI GLOBAL IMPACT FUNDING

Account Number 692-72494-14 643

2  
0  
0  
8  
  
Y  
E  
A  
R  
  
E  
N  
D  
  
S  
U  
M  
M  
A  
R  
Y

Details of Long Term Gain (Loss) 2008 - continued

Reference number	Quantity	Security Description	Opening Trade Date	Closing Trade Date	Sale Proceeds	Cost	(Loss)	Gain
125008600	1,675	COMMERZBANK A G SPONSORED	11/30/07	12/30/08	\$ 15,577.41	\$ 66,958.63	(\$ 51,381.22)	
	1,240	ADR	12/18/07		11,531.93	47,325.72	(35,793.79)	
	305		12/28/07		2,836.48	11,818.02	(8,981.54)	
125008700	542	COMSTOCK RES INC NEW	11/15/07	12/30/08	24,875.18	17,829.96		7,045.22
	441		11/29/07		20,239.76	14,816.98		5,422.78
	26		12/18/07		1,193.27	860.60		332.67
	355		12/19/07		16,292.77	11,969.89		4,322.88
125008900	604	CONOCOPHILLIPS	12/18/07	12/30/08	30,722.16	49,786.03	(19,063.87)	
	200		12/28/07		10,172.90	17,851.80	(7,678.90)	
125009200	474	DBS GROUP HLDG LTD SP ADR	12/18/06	12/30/08	12,395.03	27,729.00	(15,333.97)	
	180		01/05/07		4,706.97	10,764.00	(6,057.03)	
125009500	2,681	DELL INC	10/02/07	12/30/08	27,265.61	74,163.70	(46,898.09)	
	659		12/26/07		6,701.99	16,414.84	(9,712.85)	
	269		12/28/07		2,735.71	6,754.59	(4,018.88)	
	1,567		12/28/07		15,936.31	38,971.29	(23,034.98)	
125010100	400	DIAMOND OFFSHORE DRILLING INC	12/19/07	12/30/08	23,716.15	51,627.72	(27,911.57)	
	200		12/26/07		11,858.07	29,639.40	(17,781.33)	
125010200	85	R R DONNELLEY & SONS CO	05/04/06	12/30/08	1,124.63	2,850.59	(1,725.96)	
	445		05/05/06		5,887.76	15,022.40	(9,134.64)	
	115		05/17/06		1,521.56	3,830.67	(2,309.11)	
	185		05/18/06		2,447.72	6,168.79	(3,721.07)	
	415		06/08/06		5,490.83	12,900.81	(7,409.98)	
	195		06/09/06		2,580.03	6,007.58	(3,427.55)	
	90		06/12/06		1,190.80	2,766.61	(1,575.81)	
	600		11/14/06		7,938.55	20,914.83	(12,976.28)	
	900		12/20/06		11,907.83	32,328.00	(20,420.17)	
	400		12/22/06		5,292.37	14,288.36	(8,995.99)	
	400		01/05/07		5,292.37	14,352.00	(9,059.63)	
	400		01/11/07		5,292.37	14,784.00	(9,491.63)	
125010300	425	DOW CHEMICAL CO	12/27/06	12/30/08	6,550.53	17,017.00	(10,466.47)	
	300		01/05/07		4,623.90	11,898.00	(7,274.10)	
	500		01/11/07		7,706.51	19,995.00	(12,288.49)	
	675		02/05/07		10,403.78	27,949.05	(17,545.27)	
	625		02/06/07		9,633.13	26,054.44	(16,421.31)	
	1,200		02/14/07		18,495.62	51,439.08	(32,943.46)	
	525		03/08/07		8,091.83	22,420.55	(14,328.72)	
	540		03/13/07		8,323.03	23,189.33	(14,866.30)	
	35		03/14/07		539.46	1,505.00	(965.54)	

Ref. 00009249 00081287

CITI GLOBAL IMPACT FUNDING

Account Number 692-72494-14 643

Details of Long Term Gain (Loss) 2008 - continued

2  
0  
0  
8  
  
Y  
E  
A  
R  
  
E  
N  
D  
  
S  
U  
M  
M  
A  
R  
Y

Reference number	Quantity	Security Description	Opening Trade Date	Closing Trade Date	Sale Proceeds	Cost	(Loss)	Gain
	1,200		03/22/07		\$ 18,495.62	\$ 54,631.44	(\$ 36,135.82)	
	900		12/28/07		13,871.71	36,091.62	(22,219.91)	
125010400	348	ENI SPA SPONSORED ADR	12/18/07	12/30/08	16,455.43	24,570.33	(8,114.90)	
	100		12/28/07		4,728.57	7,382.00	(2,653.43)	
125010700	292	FMC TECHNOLOGIES INC	07/30/07	12/30/08	6,708.95	12,781.74	(6,072.79)	
	1,094		07/31/07		25,135.60	48,534.87	(23,399.27)	
	52		08/15/07		1,194.75	2,174.22	(979.47)	
	119		12/28/07		2,734.13	6,586.83	(3,852.70)	
125011000	3,812	FINISAR CORP	12/15/06	12/30/08	1,426.44	13,188.38	(11,761.94)	
	4,042		12/20/06		1,512.51	13,321.22	(11,808.71)	
	2,328		12/26/06		871.13	7,471.53	(6,600.40)	
	1,772		01/05/07		663.08	5,793.09	(5,130.01)	
	817		01/08/07		305.72	2,647.08	(2,341.36)	
	2,342		01/12/07		876.37	8,008.29	(7,131.92)	
	5,617		03/01/07		2,101.87	18,171.00	(16,069.13)	
	4,739		03/30/07		1,773.32	16,332.49	(14,559.17)	
	5,959		05/09/07		2,229.84	20,981.04	(18,751.20)	
	1,709		06/18/07		639.50	6,817.20	(6,177.70)	
	3,480		06/20/07		1,302.21	13,384.08	(12,081.87)	
	7,824		09/27/07		2,927.72	22,554.24	(19,626.52)	
	6,040		11/29/07		2,260.15	10,509.60	(8,249.45)	
	3,085		12/18/07		1,154.40	4,281.98	(3,127.58)	
	2,014		12/19/07		753.63	2,775.29	(2,021.66)	
125011100	415	FOUNDATION COAL HOLDINGS INC	05/21/07	12/30/08	5,350.65	17,720.33	(12,369.68)	
	81		06/18/07		1,044.34	3,382.56	(2,338.22)	
	694		06/18/07		8,947.83	28,789.06	(19,841.23)	
	156		06/20/07		2,011.34	6,252.48	(4,241.14)	
	342		11/29/07		4,409.45	15,672.08	(11,262.63)	
	36		12/18/07		464.15	1,724.76	(1,260.61)	
	263		12/19/07		3,390.89	12,858.54	(9,467.65)	
125011400	179	GAP INC DELAWARE	07/25/07	12/30/08	2,326.02	3,196.74	(870.72)	
	402		09/26/07		5,223.80	7,374.45	(2,150.65)	
	361		11/29/07		4,691.02	7,132.39	(2,441.37)	
	2,360		12/18/07		30,667.08	50,374.91	(19,707.83)	
	350		12/28/07		4,548.08	7,412.06	(2,863.98)	
125011500	1,028	GASCO ENERGY INC	12/15/06	12/30/08	328.96	2,888.68	(2,559.72)	
	2,002		12/26/06		640.64	5,605.60	(4,964.96)	
	1,389		01/05/07		444.48	3,208.59	(2,764.11)	
	841		01/12/07		269.12	2,186.60	(1,917.48)	

Ref. 00009249 00081288

CITI GLOBAL IMPACT FUNDING  
Account Number 692-72494-14 643

Details of Long Term Gain (Loss) 2008 - Continued

Reference number	Quantity	Security Description	Opening Trade Date	Closing Trade Date	Sale Proceeds	Cost	(Loss)	Gain
	2,445		05/29/07		\$ 782.39	\$ 4,779.98	(\$ 3,997.59)	
	2,564		05/30/07		820.47	5,469.78	(4,649.31)	
	2,047		06/07/07		655.04	4,556.42	(3,901.38)	
	6,334		06/18/07		2,026.87	16,374.66	(14,347.79)	
	1,650		06/20/07		528.00	4,455.99	(3,927.99)	
	2,125		11/02/07		680.00	4,884.31	(4,204.31)	
	5,304		11/29/07		1,697.27	10,501.92	(8,804.65)	
	2,828		12/18/07		904.94	5,144.13	(4,239.19)	
	2,022		12/19/07		647.04	3,698.44	(3,051.40)	
125011600	126	GAYLORD ENTERTAINMENT CO	06/18/07	12/30/08	1,269.32	6,974.73	(5,705.41)	
	162	NEW	06/20/07		1,631.98	8,926.20	(7,294.22)	
	369		08/02/07		3,717.28	18,388.04	(14,670.76)	
	16		08/03/07		161.18	803.55	(642.37)	
	414		11/29/07		4,170.61	17,445.96	(13,275.35)	
	43		12/18/07		433.18	1,699.79	(1,266.61)	
	322		12/19/07		3,243.81	12,896.07	(9,652.26)	
125011800	173	GENERAL ELECTRIC CO	05/10/07	12/30/08	2,704.86	6,407.85	(3,702.99)	
	14		05/16/07		218.89	514.34	(295.45)	
	173		06/07/07		2,704.86	6,412.33	(3,707.47)	
	62		06/12/07		969.37	2,308.26	(1,338.89)	
	190		06/18/07		2,970.65	7,236.59	(4,265.94)	
	120		06/20/07		1,876.20	4,740.88	(2,864.68)	
	262		09/04/07		4,096.37	10,224.00	(6,127.63)	
	131		09/10/07		2,048.19	5,069.01	(3,020.82)	
	530		09/26/07		8,286.56	21,843.47	(13,556.91)	
	100		09/28/07		1,563.50	4,117.95	(2,554.45)	
	144		10/23/07		2,251.44	5,824.05	(3,572.61)	
	107		11/05/07		1,672.95	4,312.55	(2,639.60)	
	376		11/29/07		5,878.76	14,272.96	(8,394.20)	
	2,340		12/18/07		36,585.93	84,942.00	(48,356.07)	
	900		12/28/07		14,071.51	33,489.00	(19,417.49)	
125011900	843	GENZYME CORP	12/20/06	12/30/08	55,539.14	53,202.57		2,336.57
	137		12/22/06		9,025.93	8,587.98		437.95
	641		01/05/07		42,230.83	41,785.57		445.26
	391		01/11/07		25,760.15	26,051.78	(291.63)	
	294		12/28/07		19,369.52	22,250.39	(2,880.87)	
125012000	320	GILEAD SCIENCES INC	12/18/07	12/30/08	16,326.34	14,477.31		1,849.03
	218		12/28/07		11,122.32	10,134.80		987.52
125012200	770	GLAXOSMITHKLINE PLC SP ADR	12/18/06	12/30/08	27,821.02	40,223.95	(12,402.93)	
	200		01/08/07		7,226.24	10,542.00	(3,315.76)	

2  
0  
0  
8  
Y  
E  
A  
R  
E  
N  
D  
S  
U  
M  
M  
A  
R  
Y

Ref: 00009249 00081289

CITI GLOBAL IMPACT FUNDING

Account Number 692-72494-14 643

Details of Long Term Gain (Loss) 2008 - continued

Reference number	Quantity	Security Description	Opening Trade Date	Closing Trade Date	Sale Proceeds	Cost	(Loss)	Gain
	90		03/29/07		\$ 3,251.81	\$ 4,919.81	(\$ 1,668.00)	
	1,195		05/30/07		43,176.78	62,702.61	(19,525.83)	
	405		05/31/07		14,633.13	21,023.27	(6,390.14)	
	1,100		06/06/07		39,744.32	56,155.22	(16,410.90)	
	1,000		06/12/07		36,131.20	52,042.90	(15,911.70)	
	430		06/14/07		15,536.41	22,396.59	(6,860.18)	
	670		06/15/07		24,207.90	35,075.10	(10,867.20)	
	930		12/18/07		33,602.01	47,969.40	(14,367.39)	
	45		12/28/07		1,625.91	2,285.40	(659.49)	
	225		12/28/07		8,129.52	11,438.30	(3,308.78)	
125012500	222	GOOGLE INC	12/20/06	12/30/08	67,629.92	103,108.07	(35,478.15)	
	201	CLASS A	12/22/06		61,232.50	91,411.14	(30,178.64)	
	177		12/27/06		53,921.15	82,327.37	(28,406.22)	
	158		01/05/07		48,133.01	75,963.27	(27,830.26)	
	36		01/11/07		10,967.01	17,954.01	(6,987.00)	
	75		12/28/07		22,847.95	52,745.46	(29,897.51)	
125012800	30	HAIN CELESTIAL GROUP INC	07/26/06	12/30/08	543.65	661.66	(118.01)	
	83		10/19/06		1,504.11	2,321.51	(817.40)	
	471		11/14/06		8,535.37	13,885.08	(5,349.71)	
	693		12/15/06		12,558.41	20,989.31	(8,430.90)	
	377		12/26/06		6,831.92	11,841.04	(5,009.12)	
	278		01/05/07		5,037.86	8,337.08	(3,299.22)	
	157		01/08/07		2,845.12	4,643.23	(1,798.11)	
	238		01/12/07		4,312.99	7,248.27	(2,935.28)	
	388		06/18/07		7,031.26	11,059.86	(4,028.60)	
	740		06/18/07		13,410.13	21,487.75	(8,077.62)	
	281		06/20/07		5,092.23	8,027.44	(2,935.21)	
	389		07/13/07		7,049.38	10,825.75	(3,776.37)	
	492		07/16/07		8,915.92	13,707.27	(4,791.35)	
	724		11/29/07		13,120.18	24,374.08	(11,253.90)	
	219		12/18/07		3,968.67	6,864.28	(2,895.61)	
	431		12/19/07		7,810.49	13,813.17	(6,002.68)	
125012900	207	HALLIBURTON CO HOLDINGS CO	12/18/07	12/30/08	3,562.46	7,524.45	(3,961.99)	
	199		12/28/07		3,424.79	7,605.78	(4,180.99)	
125013000	1,240	HANNOVER REINS CORP-EUR	12/18/06	12/30/08	19,591.89	28,210.00	(8,618.11)	
	150	ADR	01/05/07		2,369.99	3,415.92	(1,045.93)	
	380		03/29/07		6,003.96	8,525.11	(2,521.15)	
	260		08/23/07		4,107.98	5,876.00	(1,768.02)	
	925		12/06/07		14,814.92	22,521.53	(7,906.61)	

2  
0  
0  
8  
  
Y  
E  
A  
R  
  
E  
N  
D  
  
S  
U  
M  
M  
A  
R  
Y

Ref. 00009249 00081290

CITI GLOBAL IMPACT FUNDING  
Account Number 692-72494-14 643

Details of Long Term Gain (Loss) 2008 - continued

Reference number	Quantity	Security Description	Opening Trade Date	Closing Trade Date	Sale Proceeds	Cost	(Loss)	Gain
	1,400							
	425		12/18/07		\$ 22,119.87	\$ 31,710.00	(\$ 9,590.13)	
			12/28/07		6,714.96	9,987.50	(3,272.54)	
125013500	1,059	HEWLETT PACKARD CO	12/18/07	12/30/08	37,955.83	54,231.39	(16,275.56)	
	819		12/18/07		29,353.94	42,047.46	(12,693.52)	
	261		12/28/07		9,354.55	13,501.53	(4,146.98)	
	150		12/28/07		5,376.18	7,717.50	(2,341.32)	
125013600	732	HEXCEL CORP NEW	06/26/07	12/30/08	4,943.75	15,244.85	(10,301.10)	
	1,087		07/02/07		7,341.34	23,953.13	(16,611.79)	
	569		07/09/07		3,842.89	13,348.63	(9,505.74)	
	523		11/29/07		3,532.22	13,079.39	(9,547.17)	
	295		12/19/07		1,992.36	7,368.33	(5,375.97)	
125013900	1,036	HONEYWELL INTL INC	12/18/07	12/30/08	33,385.84	62,622.16	(29,236.32)	
	1,009		12/18/07		32,515.76	60,903.14	(28,387.38)	
	206		12/28/07		6,638.50	12,648.19	(6,009.69)	
	200		12/28/07		6,445.14	12,233.80	(5,788.66)	
125014200	230	INFOSYS TECHNOLOGIE SP ADR	12/10/07	12/30/08	5,592.05	10,489.52	(4,897.47)	
	600		12/18/07		14,587.96	25,057.86	(10,469.90)	
125014500	372	INTERCONTINENTALEXCHANGE INC	12/20/06	12/30/08	29,233.31	40,822.16	(11,588.85)	
	423		12/22/06		33,241.10	45,258.21	(12,017.11)	
	374		12/27/06		29,390.48	39,885.72	(10,495.24)	
	157		01/05/07		12,337.71	19,718.65	(7,380.94)	
	253		01/11/07		19,881.79	34,162.84	(14,281.05)	
	122		12/28/07		9,587.27	23,117.45	(13,530.18)	
125014600	122	INTERNATIONAL PWR PLC	12/14/05	12/30/08	4,112.51	5,461.94	(1,349.43)	
	100	SPONS ADR	12/29/05		3,370.92	4,244.00	(873.08)	
	140		01/04/06		4,719.28	6,241.20	(1,521.92)	
	155		01/11/06		5,224.91	6,931.60	(1,706.69)	
	200		03/31/06		6,741.82	9,888.00	(3,146.18)	
	75		11/14/06		2,528.18	4,902.00	(2,373.82)	
	300		12/28/07		10,112.73	27,327.00	(17,214.27)	
125014700	567	INTERPUBLIC GROUP OF COS INC	06/20/07	12/30/08	2,080.88	6,647.00	(4,566.12)	
	233		06/21/07		855.10	2,706.62	(1,851.52)	
	509		11/29/07		1,868.02	4,764.24	(2,896.22)	
	3,670		12/18/07		13,468.82	29,543.50	(16,074.68)	
	350		12/28/07		1,284.49	2,891.00	(1,606.51)	
125014800	47	INTUITIVE SURGICAL INC	12/20/06	12/30/08	5,796.14	4,726.83		1,069.31
	194		12/22/06		23,924.49	19,026.82		4,897.67
	149		12/27/06		18,374.99	14,459.85		3,915.14
	261		01/05/07		32,187.07	24,913.49		7,273.58

2  
0  
0  
8  
  
Y  
E  
A  
R  
  
E  
N  
D  
  
S  
U  
M  
M  
A  
R  
Y

Ref 00009249 00081291

CITI GLOBAL IMPACT FUNDING  
Account Number 692-72494-14 643

Details of Long Term Gain (Loss) 2008 - continued

Reference number	Quantity	Security Description	Opening Trade Date	Closing Trade Date	Sale Proceeds	Cost	(Loss)	Gain
	107		01/11/07		\$ 13,195.46	\$ 9,512.67		\$ 3,682.79
	47		12/28/07		5,796.14	15,193.88	(9,397.74)	
125014900	973,5502	IRON MTN INC (DEL)	12/20/06	12/30/08	21,905.05	26,984.04	(5,078.99)	
	562,4498		12/22/06		12,655.22	15,677.33	(3,022.11)	
	871		01/05/07		19,597.64	23,560.64	(3,963.00)	
	100		01/11/07		2,250.02	2,756.76	(506.74)	
	167		12/28/07		3,757.53	6,151.93	(2,394.40)	
125015000	500	JPMORGAN CHASE & CO	11/14/06	12/30/08	15,201.61	23,840.00	(8,638.39)	
	200		12/07/06		6,080.65	9,320.00	(3,239.35)	
	500		12/20/06		15,201.61	24,115.00	(8,913.39)	
	300		12/22/06		9,120.97	14,409.00	(5,288.03)	
	400		01/05/07		12,161.29	19,140.00	(6,978.71)	
	400		01/11/07		12,161.29	19,312.00	(7,150.71)	
	192		06/18/07		5,837.42	9,701.24	(3,863.82)	
	305		06/20/07		9,272.98	15,368.25	(6,095.27)	
	429		11/29/07		13,042.99	18,626.75	(5,583.76)	
	137		12/18/07		4,165.25	5,927.92	(1,762.67)	
125015100	561	JARDEN CORP	09/05/07	12/30/08	6,086.03	18,196.82	(12,110.79)	
	787		09/19/07		8,537.80	25,097.82	(16,560.02)	
	594		10/05/07		6,444.03	19,931.97	(13,487.94)	
	535		11/29/07		5,803.97	13,945.63	(8,141.66)	
	73		12/18/07		791.94	1,711.85	(919.91)	
	73		12/19/07		791.94	1,837.41	(1,045.47)	
125015300	401	JOHNSON & JOHNSON	12/18/07	12/30/08	23,539.56	27,091.56	(3,552.00)	
125015600	663	KANSAS CITY SOUTHERN INDS NEW	11/29/07	12/30/08	12,042.66	22,621.56	(10,578.90)	
	95		12/18/07		1,725.57	3,236.65	(1,511.08)	
125015700	170	KIMBERLY CLARK CORP	11/14/06	12/30/08	8,880.77	11,238.70	(2,357.93)	
	600		12/20/06		31,343.88	40,482.00	(9,138.12)	
	300		12/27/06		15,671.94	20,424.00	(4,752.06)	
	200		01/08/07		10,447.96	13,771.56	(3,323.60)	
	178		05/10/07		9,298.69	12,620.96	(3,322.27)	
	82		06/12/07		4,283.66	5,723.60	(1,439.94)	
	190		06/18/07		9,925.56	13,181.88	(3,256.32)	
	125		06/20/07		6,529.98	8,553.41	(2,023.43)	
	200		11/29/07		10,447.96	13,863.00	(3,415.04)	
	1,205		12/18/07		62,948.97	82,092.07	(19,143.10)	
	150		12/28/07		7,835.97	10,488.00	(2,652.03)	
125015900	52	KRAFT FOODS INC CLASS A	05/02/07	12/30/08	1,371.90	1,743.01	(371.11)	
	500		05/03/07		13,191.38	16,695.70	(3,504.32)	

2  
0  
8  
Y  
E  
A  
R  
E  
N  
D  
S  
U  
M  
M  
A  
R  
Y

Ref 00009249 00081292

CITI GLOBAL IMPACT FUNDING  
Account Number 692-72494-14 643

Details of Long Term Gain (Loss) 2008 continued

Reference number	Quantity	Security Description	Opening Trade Date	Closing Trade Date	Sale Proceeds	Cost	(Loss)	Gain
	1,900		05/09/07		\$ 50,127.23	\$ 62,071.67	(\$ 11,944.44)	
	115		05/10/07		3,034.02	3,749.00	(714.98)	
	217		06/12/07		5,725.06	7,497.35	(1,772.29)	
	530		06/18/07		13,982.86	18,746.10	(4,763.24)	
	340		06/20/07		8,970.14	11,784.40	(2,814.26)	
	491		11/29/07		12,953.93	16,688.60	(3,734.67)	
	3,340		12/18/07		88,118.39	108,565.36	(20,446.97)	
	500		12/28/07		13,191.38	16,450.00	(3,258.62)	
	450		12/28/07		11,872.24	14,800.05	(2,927.81)	
125016000	625	LSI CORP	06/21/07	12/30/08	2,067.11	5,226.38	(3,159.27)	
	1,656		06/29/07		5,477.02	12,428.28	(6,951.26)	
	295		07/23/07		975.68	2,355.81	(1,380.13)	
	1,102		08/21/07		3,644.73	7,350.45	(3,705.72)	
	1,557		11/29/07		5,149.59	8,734.77	(3,585.18)	
	7,450		12/18/07		24,639.99	40,379.00	(15,739.01)	
	3,250		12/28/07		10,748.99	17,127.50	(6,378.51)	
125016100	750	LAFARGE SPONS ADR NEW	12/18/06	12/30/08	11,399.94	28,042.50	(16,642.56)	
	130	LAFARGE COPPEE	01/05/07		1,975.98	4,766.40	(2,790.42)	
	50		03/29/07		760.00	1,964.62	(1,204.62)	
	430		08/23/07		6,535.96	16,508.17	(9,972.21)	
	370		12/18/07		5,623.97	16,161.16	(10,537.19)	
	150		12/28/07		2,279.99	6,846.53	(4,566.54)	
125016200	947	LAS VEGAS SANDS CORP	11/13/07	12/30/08	5,427.04	109,818.76	(104,391.72)	
	671		12/20/07		3,845.35	74,585.21	(70,739.86)	
	109		12/28/07		624.65	11,567.05	(10,942.40)	
125016400	526	LEAP WIRELESS INTERNATIONAL	12/04/07	12/30/08	13,265.12	18,816.65	(5,551.53)	
	74	INC NEW	12/18/07		1,866.20	2,560.40	(694.20)	
	230		12/19/07		5,800.34	9,200.00	(3,399.66)	
125016700	70	LINCOLN NATIONAL CORP -IND-	12/28/05	12/30/08	1,250.47	3,783.53	(2,533.06)	
	150		01/05/06		2,679.57	8,110.18	(5,430.61)	
	150		01/06/06		2,679.57	8,136.00	(5,456.43)	
	50		01/10/06		893.19	2,724.50	(1,831.31)	
	200		03/10/06		3,572.76	10,882.29	(7,309.53)	
	200		04/20/06		3,572.76	11,416.00	(7,843.24)	
	300		11/14/06		5,359.14	19,539.00	(14,179.86)	
	500		12/20/06		8,931.90	32,835.00	(23,903.10)	
	200		12/22/06		3,572.76	13,068.96	(9,496.20)	
	300		01/05/07		5,359.14	19,563.90	(14,204.76)	

2  
0  
0  
8  
Y  
E  
A  
R  
E  
N  
D  
S  
U  
M  
M  
A  
R  
Y



Ref 00009249 00081293

CITI GLOBAL IMPACT FUNDING

Account Number 692-72494-14 643

Details of Long Term Gain (Loss) 2008 - continued

Reference number	Quantity	Security Description	Opening Trade Date	Closing Trade Date	Sale Proceeds	Cost	(Loss)	Gain
	200		01/11/07		\$ 3,572.76	\$ 13,250.00	(\$ 9,677.24)	
	200		12/28/07		3,572.76	11,626.00	(8,053.24)	
125016800	611	LOUISIANA PACIFIC CORP	05/10/07	12/30/08	873.72	12,161.16	(11,287.44)	
	120		06/12/07		171.60	2,311.20	(2,139.60)	
	290		06/18/07		414.70	5,634.70	(5,220.00)	
	180		06/20/07		257.40	3,511.80	(3,254.40)	
	305		11/29/07		436.15	4,360.71	(3,924.56)	
	1,845		12/18/07		2,638.33	25,202.70	(22,564.37)	
	1,639		12/28/07		2,343.76	22,312.20	(19,968.44)	
125016900	510	MACQUARIE GROUP SPONS ADR	08/23/07	12/30/08	9,873.54	32,628.88	(22,755.34)	
	260		12/18/07		5,033.57	16,562.00	(11,528.43)	
	135		12/28/07		2,613.58	9,231.34	(6,617.76)	
125017000	107	MAGELLAN HEALTH SVCS INC-NEW	12/26/06	12/30/08	4,122.58	4,622.40	(499.82)	
	119		01/05/07		4,584.93	5,120.57	(535.64)	
	192		01/08/07		7,397.53	7,958.40	(560.87)	
	87		01/12/07		3,352.00	3,640.95	(288.95)	
	439		02/26/07		16,914.14	19,423.25	(2,509.11)	
	199		06/18/07		7,667.23	9,344.64	(1,677.41)	
	114		06/20/07		4,392.28	5,332.92	(940.64)	
	532		07/30/07		20,497.31	22,571.11	(2,073.80)	
	444		11/29/07		17,106.78	20,074.12	(2,967.34)	
	38		12/18/07		1,464.09	1,729.00	(264.91)	
	220		12/19/07		8,476.33	10,141.12	(1,664.79)	
125017300	290	MARATHON OIL CORP	12/22/06	12/30/08	7,649.81	13,181.12	(5,531.31)	
	600		12/27/06		15,827.19	27,819.90	(11,992.71)	
	1,200		01/05/07		31,654.38	51,598.92	(19,944.54)	
	600		01/11/07		15,827.19	25,015.32	(9,188.13)	
125017500	174	MARTEK BIOSCIENCES CORP	12/15/06	12/30/08	5,204.14	4,186.18		1,017.96
	210		12/26/06		6,280.85	4,977.00		1,303.85
	195		01/05/07		5,832.23	4,484.42		1,347.81
	57		01/08/07		1,704.80	1,324.68		380.12
	298		01/12/07		8,912.83	7,249.74		1,663.09
	173		06/18/07		5,174.23	4,250.61		923.62
	108		06/20/07		3,230.15	2,675.05		555.10
	295		11/29/07		8,823.10	7,841.10		982.00
	92		12/18/07		2,751.61	2,570.48		181.13
	158		12/19/07		4,725.60	4,603.17		122.43
125017600	201	MARVEL ENTERTAINMENT INC	10/25/07	12/30/08	6,119.50	4,829.97		1,289.53
	824		11/01/07		25,086.87	19,950.69		5,136.18

2008 YEAR END SUMMARY

Ref 00009249 00081294

CITI GLOBAL IMPACT FUNDING

Account Number 692-72494-14 643

Details of Long Term Gain (Loss) 2008 - continued

Reference number	Quantity	Security Description	Opening Trade Date	Closing Trade Date	Sale Proceeds	Cost	(Loss)	Gain
	471		11/29/07		\$ 14,339.70	\$ 13,063.09		\$ 1,276.61
	64		12/18/07		1,948.49	1,727.36		221.13
	240		12/19/07		7,306.85	6,453.58		853.27
125017700	700	MATTEL INC DE	04/20/06	12/30/08	11,040.69	12,241.16	(1,200.47)	
	400		06/06/06		6,308.96	6,616.00	(307.04)	
	1,000		11/14/06		15,772.41	23,510.00	(7,737.59)	
	600		12/07/06		9,463.45	13,322.16	(3,858.71)	
	1,300		12/20/06		20,504.14	29,497.00	(8,992.86)	
	500		12/22/06		7,886.21	11,415.00	(3,528.79)	
	800		01/05/07		12,617.93	18,368.00	(5,750.07)	
	681		05/10/07		10,741.01	19,926.06	(9,185.05)	
	156		06/12/07		2,460.50	4,051.32	(1,590.82)	
	310		06/18/07		4,889.45	8,050.70	(3,161.25)	
	275		06/20/07		4,337.41	7,064.75	(2,727.34)	
	156		09/26/07		2,460.50	3,681.46	(1,220.96)	
	338		11/29/07		5,331.08	6,749.86	(1,418.78)	
	2,245		12/18/07		35,409.06	44,630.60	(9,221.54)	
	1,200		12/28/07		18,926.89	22,860.00	(3,933.11)	
	1,150		12/28/07		18,138.27	21,907.50	(3,769.23)	
125017800	585	MCDONALDS CORP	12/18/07	12/30/08	35,897.73	34,883.55		1,014.18
125017900	89	MEADWESTVACO CORP	04/16/07	12/30/08	947.68	2,905.85	(1,958.17)	
	1,170		05/10/07		12,458.21	37,323.00	(24,864.79)	
	142		06/12/07		1,512.02	4,900.42	(3,388.40)	
	390		06/18/07		4,152.74	13,938.60	(9,785.86)	
	230		06/20/07		2,449.05	8,206.40	(5,757.35)	
	393		11/29/07		4,184.68	12,691.78	(8,507.10)	
	2,425		12/18/07		25,821.50	75,638.66	(49,817.16)	
	250		12/28/07		2,662.01	7,947.50	(5,285.49)	
125018200	287	MICROS SYSTEMS INC	06/28/07	12/30/08	4,494.54	7,766.15	(3,271.61)	
	382		11/29/07		5,982.28	13,930.65	(7,948.37)	
	124		12/18/07		1,941.89	4,313.96	(2,372.07)	
	186		12/19/07		2,912.84	6,465.36	(3,552.52)	
125018300	1,142	MICROSOFT CORP	05/10/07	12/30/08	21,949.12	35,091.38	(13,142.26)	
	191		06/12/07		3,671.00	5,766.29	(2,095.29)	
	239		06/18/07		4,593.55	7,301.45	(2,707.90)	
	1		07/02/07		19.21	29.75	(10.54)	
	2,044		12/18/07		39,285.46	70,272.72	(30,987.26)	
	211		12/28/07		4,055.40	7,612.88	(3,557.48)	

2  
0  
0  
8  
Y  
E  
A  
R  
E  
N  
D  
S  
U  
M  
M  
A  
R  
Y

Ref. 00009249 00081295

CITI GLOBAL IMPACT FUNDING  
Account Number 692-72494-14 643

Details of Long Term Gain (Loss) 2008 - continued

Reference number	Quantity	Security Description	Opening Trade Date	Closing Trade Date	Sale Proceeds	Cost	(Loss)	Gain
125018500	950	MITSUBISHI CORP	12/18/07	12/30/08	\$ 26,030.80	\$ 50,345.63	(\$ 24,314.83)	
	255	SPONS ADR	12/28/07		6,987.22	13,923.00	(6,935.78)	
125018800	273	MOODYS CORPORATION	12/20/06	12/30/08	5,408.10	19,139.76	(13,731.66)	
	607		12/22/06		12,024.60	42,812.26	(30,787.66)	
	550		12/27/06		10,895.44	38,659.83	(27,764.39)	
	379		01/05/07		7,507.95	26,190.68	(18,682.73)	
	217		01/11/07		4,298.75	15,016.79	(10,718.04)	
	229		10/03/07		4,536.46	12,382.26	(7,845.80)	
	2,348		10/08/07		46,513.62	121,527.31	(75,013.69)	
	213		12/28/07		4,219.51	7,697.39	(3,477.88)	
125018900	74	MOTOROLA INC DE	11/05/07	12/30/08	302.66	1,321.62	(1,018.96)	
	188		11/14/07		768.92	3,197.00	(2,428.08)	
	523		11/19/07		2,139.06	8,409.06	(6,270.00)	
	178		11/21/07		728.02	2,719.95	(1,991.93)	
	358		11/29/07		1,464.21	5,563.32	(4,099.11)	
	2,645		12/18/07		10,817.99	42,452.25	(31,634.26)	
	1,179		12/20/07		4,822.08	18,903.85	(14,081.77)	
	1,250		12/28/07		5,112.47	20,425.00	(15,312.53)	
125019100	1,494	NBTY INC	12/13/07	12/30/08	22,612.91	40,274.80	(17,661.89)	
	133		12/18/07		2,013.06	3,431.40	(1,418.34)	
	814		12/26/07		12,320.55	22,643.93	(10,323.38)	
125019300	1,303	NATIONAL OILWELL VARCO INC	06/14/07	12/30/08	31,187.39	68,260.26	(37,072.87)	
	3,132		07/13/07		74,964.62	174,978.58	(100,013.96)	
	704		12/20/07		16,850.29	49,217.56	(32,367.27)	
	424		12/28/07		10,148.47	31,456.05	(21,307.58)	
125019600	130	NIKE INC CL B	12/28/07	12/30/08	6,368.92	8,452.60	(2,083.68)	
125019700	540	NIPPON TEL & TEL SPON ADR	07/19/07	12/30/08	14,635.86	12,072.13		2,563.73
	120		08/23/07		3,252.41	2,675.99		576.42
	1,910		12/18/07		51,767.58	45,613.28		6,154.30
	350		12/28/07		9,486.21	8,620.50		865.71
125020100	950	NORSK HYDRO A S SPONS ADR	12/18/06	12/30/08	3,728.73	28,019.40	(24,290.67)	
	260		01/05/07		1,020.49	7,388.45	(6,367.96)	
	60		03/29/07		235.50	1,969.87	(1,734.37)	
	350		08/23/07		1,373.74	12,603.54	(11,229.80)	
	1,350		12/18/07		5,298.73	17,942.85	(12,644.12)	
	45		12/28/07		176.62	637.03	(460.41)	
125020200	290	OCCIDENTAL PETROLEUM CORP-DEL	12/20/06	12/30/08	16,846.47	14,491.30		2,355.17
	500		12/27/06		29,045.63	24,691.35		4,354.28

2  
0  
0  
8  
  
Y  
E  
A  
R  
  
E  
N  
D  
  
S  
U  
M  
M  
A  
R  
Y

Ref 00009249 00081296

CITI GLOBAL IMPACT FUNDING

Account Number 692-72494-14 643

Details of Long Term Gain (Loss) 2008 - continued

Reference number	Quantity	Security Description	Opening Trade Date	Closing Trade Date	Sale Proceeds	Cost	(Loss)	Gain
	500		01/05/07		\$ 29,045.63	\$ 22,705.00		\$ 6,340.63
	600		01/11/07		34,854.77	25,806.00		9,048.77
125020300	2,645	ON SEMICONDUCTOR CORP	12/14/07	12/30/08	8,649.37	21,385.35	(12,735.98)	
	742		12/18/07		2,426.40	6,002.78	(3,576.38)	
	570		12/19/07		1,863.95	4,599.90	(2,735.95)	
125020400	1,715	PMC SIERRA INC	03/30/07	12/30/08	8,144.66	11,682.58	(3,537.92)	
	1,017		06/18/07		4,829.81	7,647.84	(2,818.03)	
	116		06/20/07		550.89	889.72	(338.83)	
	2,419		11/29/07		11,488.01	17,416.80	(5,928.79)	
	129		12/18/07		612.63	861.72	(249.09)	
	1,127		12/19/07		5,352.21	7,370.58	(2,018.37)	
125020700	1,070	PFIZER INC	04/26/06	12/30/08	18,855.76	26,743.68	(7,887.92)	
	1,115		05/01/06		19,648.75	28,423.80	(8,775.05)	
	1,305		05/02/06		22,996.97	33,004.89	(10,007.92)	
	600		06/06/06		10,573.32	14,280.00	(3,706.68)	
	300		11/08/06		5,286.66	7,989.00	(2,702.34)	
	2,400		11/14/06		42,293.28	63,096.00	(20,802.72)	
	1,100		12/07/06		19,384.42	27,302.00	(7,917.58)	
	1,500		12/20/06		26,433.30	39,345.00	(12,911.70)	
	1,000		12/22/06		17,622.20	26,000.00	(8,377.80)	
	1,000		12/27/06		17,622.20	26,170.00	(8,547.80)	
	1,200		01/08/07		21,146.64	31,428.00	(10,281.36)	
	600		01/11/07		10,573.32	15,864.00	(5,290.68)	
	40		03/29/07		704.89	1,009.50	(304.61)	
	5		03/30/07		88.11	125.62	(37.51)	
	134		04/16/07		2,361.37	3,599.11	(1,237.74)	
	58		04/20/07		1,022.09	1,563.29	(541.20)	
	1,695		05/10/07		29,869.63	45,671.78	(15,802.15)	
	242		06/12/07		4,264.57	6,347.42	(2,082.85)	
	580		06/18/07		10,220.88	15,270.82	(5,049.94)	
	350		06/20/07		6,167.77	9,085.13	(2,917.36)	
	284		07/18/07		5,004.71	7,166.17	(2,161.46)	
	524		11/29/07		9,234.03	12,298.28	(3,064.25)	
	3,705		12/18/07		65,290.25	85,696.65	(20,406.40)	
	1,200		12/28/07		21,146.64	27,474.36	(6,327.72)	
	1,250		12/28/07		22,027.75	28,650.00	(6,622.25)	
125020800	662	PINNACLE ENTMT INC	12/15/06	12/30/08	4,541.56	22,745.13	(18,203.57)	
	329		12/26/06		2,257.06	11,202.45	(8,945.39)	
	758		01/05/07		5,200.15	23,431.14	(18,230.99)	
	107		01/08/07		734.06	3,296.67	(2,562.61)	

2  
0  
0  
8  
  
Y  
E  
A  
R  
  
E  
N  
D  
  
S  
U  
M  
M  
A  
R  
Y

Ref 00009249 00081297

CITI GLOBAL IMPACT FUNDING

Account Number 692-72494-14 643

Details of Long Term Gain (Loss) 2008 - continued

2  
0  
0  
8  
  
Y  
E  
A  
R  
  
E  
N  
D  
  
S  
U  
M  
M  
A  
R  
Y

Reference number	Quantity	Security Description	Opening Trade Date	Closing Trade Date	Sale Proceeds	Cost	(Loss)	Gain
	195		01/12/07		\$ 1,337.77	\$ 6,530.55	(\$ 5,192.78)	
	543		03/05/07		3,725.18	16,380.19	(12,655.01)	
	304		06/18/07		2,085.55	9,364.05	(7,278.50)	
	359		06/20/07		2,462.87	10,683.09	(8,220.22)	
	619		07/18/07		4,246.56	18,765.79	(14,519.23)	
	808		09/07/07		5,543.17	21,103.75	(15,560.58)	
	927		11/29/07		6,359.56	25,274.28	(18,914.72)	
	407		12/18/07		2,792.17	9,446.47	(6,654.30)	
	359		12/19/07		2,462.87	8,282.13	(5,819.26)	
125021000	1,630	PRUDENTIAL PLC ADR	12/18/06	12/30/08	18,847.42	46,099.66	(27,252.24)	
	430		01/05/07		4,972.02	11,988.96	(7,016.94)	
	250		03/29/07		2,890.71	7,064.98	(4,174.27)	
	240		08/23/07		2,775.08	6,655.32	(3,880.24)	
	2,590		12/18/07		29,947.74	70,780.56	(40,832.82)	
	170		12/28/07		1,965.68	4,856.00	(2,890.32)	
125021200	4,167	QWEST COMMUNICATIONS INTL	05/10/07	12/30/08	14,213.97	40,044.87	(25,830.90)	
	798		06/12/07		2,722.04	7,517.16	(4,795.12)	
	1,880		06/18/07		6,412.83	18,085.60	(11,672.77)	
	1,435		06/20/07		4,894.90	13,819.05	(8,924.15)	
	1,038		11/01/07		3,540.70	7,498.62	(3,957.92)	
	981		11/05/07		3,346.27	6,827.86	(3,481.59)	
	2,026		11/29/07		6,910.85	13,513.42	(6,602.57)	
	13,265		12/18/07		45,247.98	92,855.00	(47,607.02)	
	3,300		12/28/07		11,256.57	23,463.00	(12,206.43)	
125021300	245	RWE AG SPONS ADR -USD	08/08/07	12/30/08	22,175.73	27,132.28	(4,956.55)	
	40		08/23/07		3,620.52	4,420.92	(800.40)	
	150		12/18/07		13,576.98	20,745.00	(7,168.02)	
	50		12/28/07		4,525.66	7,097.50	(2,571.84)	
125021500	56,2208	REED ELSEVIER NV	03/29/07	12/30/08	1,335.09	2,300.33	(965.24)	
	943 5521		12/18/07		22,406.78	41,495.02	(19,088.24)	
	259 6933		12/28/07		6,167.00	11,962.73	(5,795.73)	
125021700	170	REXAM PLC SPONS ADR	12/18/06	12/30/08	4,249.98	9,093.05	(4,843.07)	
	100	-NEW-	01/05/07		2,499.99	5,088.96	(2,588.97)	
	100		03/29/07		2,499.99	5,404.14	(2,904.15)	
	150		08/23/07		3,749.98	7,915.86	(4,165.88)	
	581		12/18/07		14,524.90	23,267.72	(8,742.82)	
	205		12/28/07		5,124.97	8,599.22	(3,474.25)	
125021800	60	REYNOLDS AMERICAN INC	06/06/06	12/30/08	2,431.71	3,225.00	(793.29)	
	400		11/14/06		16,211.39	25,820.00	(9,608.61)	

Ref 00009249 00081298

CITI GLOBAL IMPACT FUNDING

Account Number 692-72494-14 643

Details of Long-Term Gain (Loss) 2008 - continued

2  
0  
0  
8  
  
Y  
E  
A  
R  
  
E  
N  
D  
  
S  
U  
M  
M  
A  
R  
Y

Reference number	Quantity	Security Description	Opening Trade Date	Closing Trade Date	Sale Proceeds	Cost	(Loss)	Gain
	600		12/20/06		\$ 24,317.08	\$ 39,084.54	(\$ 14,767.46)	
	300		12/27/06		12,158.54	19,713.00	(7,554.46)	
	400		01/08/07		16,211.39	25,852.00	(9,640.61)	
	200		12/28/07		8,105.69	13,274.00	(5,168.31)	
125021900	400	RICOH CO LTD ADR-NEW	12/18/06	12/30/08	24,704.34	40,479.72	(15,775.38)	
	50		01/05/07		3,088.04	5,110.00	(2,021.96)	
	20		03/29/07		1,235.22	2,254.35	(1,019.13)	
	100		08/23/07		6,176.08	10,961.32	(4,785.24)	
	480		12/18/07		29,645.21	44,779.92	(15,134.71)	
	140		12/28/07		8,646.52	12,972.26	(4,325.74)	
125022200	91	ROYAL DUTCH SHELL PLC ADR	12/22/05	12/30/08	4,794.75	5,631.08	(836.33)	
	85	CL A	04/20/06		4,478.61	5,750.25	(1,271.64)	
	160		11/14/06		8,430.32	11,310.40	(2,880.08)	
	25		12/07/06		1,317.24	1,782.25	(465.01)	
	200		05/23/07		10,537.90	15,043.50	(4,505.60)	
	600		09/25/07		31,613.70	50,170.20	(18,556.50)	
	600		10/01/07		31,613.70	50,011.68	(18,397.98)	
	800		10/05/07		42,151.60	63,864.24	(21,712.64)	
	38		12/28/07		2,002.20	3,210.62	(1,208.42)	
125022400	502	SBA COMMUNICATIONS CORP	12/26/06	12/30/08	7,758.67	13,569.06	(5,810.39)	
	117		01/05/07		1,808.29	3,194.10	(1,385.81)	
	265		01/08/07		4,095.71	7,279.55	(3,183.84)	
	455		01/12/07		7,032.26	13,250.18	(6,217.92)	
	616		03/02/07		9,520.60	16,198.64	(6,678.04)	
	382		06/18/07		5,904.01	12,758.80	(6,854.79)	
	344		06/20/07		5,316.70	11,572.16	(6,255.46)	
	556		11/13/07		8,593.27	18,633.34	(10,040.07)	
	711		11/29/07		10,988.87	26,143.47	(15,154.60)	
	238		12/18/07		3,678.41	7,725.48	(4,047.07)	
	534		12/19/07		8,253.24	17,467.10	(9,213.86)	
125022600	1,770	SALESFORCE.COM INC	02/14/07	12/30/08	54,462.06	88,025.28	(33,563.22)	
	204		02/26/07		6,276.99	9,583.63	(3,306.64)	
	1,181		10/02/07		36,338.81	60,614.83	(24,276.02)	
	252		12/28/07		7,753.92	16,074.60	(8,320.68)	
125022800	142	SANOFI-AVENTIS	12/18/06	12/30/08	4,569.08	6,466.24	(1,897.16)	
	140	SPONS ADR	01/05/07		4,504.73	6,384.49	(1,879.76)	
	1,130		12/18/07		36,359.57	52,247.13	(15,887.56)	
	265		12/28/07		8,526.80	12,293.35	(3,766.55)	

Ref 00009249 00081299

CITI GLOBAL IMPACT FUNDING

Account Number 692-72494-14 643

Details of Long Term Gain/(Loss) 2008 - continued

Reference number	Quantity	Security Description	Opening Trade Date	Closing Trade Date	Sale Proceeds	Cost	(Loss)	Gain
125023000	382	SAVVIS INC-NEW	12/15/06	12/30/08	\$ 2,254.59	\$ 13,950.61	(\$ 11,696.02)	
	68		12/26/06		401.34	2,498.32	(2,096.98)	
	147		01/05/07		867.60	5,120.75	(4,253.15)	
	988		01/11/07		5,831.24	35,740.21	(29,908.97)	
	71		01/18/07		419.05	2,872.72	(2,453.67)	
	171		06/18/07		1,009.25	8,526.04	(7,516.79)	
	108		06/20/07		637.42	5,356.79	(4,719.37)	
	548		07/27/07		3,234.33	20,795.67	(17,561.34)	
	594		08/09/07		3,805.83	22,482.13	(18,976.30)	
	580		09/19/07		3,423.20	21,352.58	(17,929.38)	
	600		11/09/07		3,541.24	20,471.94	(16,930.70)	
	566		11/29/07		3,340.57	18,295.12	(14,954.55)	
	96		12/18/07		566.60	2,583.36	(2,016.76)	
	418		12/19/07		2,467.06	11,054.43	(8,587.37)	
125023100	256	SCHLUMBERGER LTD	12/07/06	12/30/08	10,498.35	17,197.65	(6,699.30)	
	119		12/08/06		4,880.09	7,926.28	(3,046.19)	
	1,053		12/20/06		43,182.65	68,995.40	(25,812.75)	
	264		12/22/06		10,826.43	16,666.63	(5,840.20)	
	569		12/27/06		23,334.22	36,104.30	(12,770.08)	
	248		12/28/07		10,170.27	24,551.98	(14,381.71)	
125023400	88	SECOM LTD ADR	12/22/05	12/30/08	8,976.17	9,394.00	(417.83)	
	135		01/06/06		13,770.26	14,782.50	(1,012.24)	
	200		11/14/06		20,400.39	20,160.00		240.39
	13		12/28/07		1,326.03	1,413.13	(87.10)	
125023800	1,537.8182	SILICONWARE PRECISION INDS	03/30/06	12/30/08	6,690.70	8,881.12	(2,190.42)	
	2,316.9662	SPON ADR	09/11/06		10,080.60	13,676.93	(3,596.33)	
	1,144.2156		12/28/07		4,978.22	10,218.64	(5,240.42)	
125023800	255	SONY CORP SPON ADR-NEW	05/10/07	12/30/08	5,461.43	13,718.16	(8,256.73)	
	102		06/12/07		2,184.57	5,487.60	(3,303.03)	
	240		06/18/07		5,140.17	12,986.40	(7,846.23)	
	170		06/20/07		3,640.95	9,081.40	(5,440.45)	
	235		11/29/07		5,033.08	12,691.67	(7,658.59)	
	626		12/18/07		13,407.29	33,434.72	(20,027.43)	
	150		12/28/07		3,212.61	8,174.22	(4,961.61)	
125023900	2,535	STARBUCKS CORP	11/14/06	12/30/08	23,358.88	96,828.12	(73,469.24)	
	217		12/07/06		1,999.56	8,002.44	(6,002.88)	
	3,824		12/20/06		35,236.43	139,512.14	(104,275.71)	
	2,269		12/22/06		20,907.81	82,040.01	(61,132.20)	
	1,746		12/27/06		16,088.60	62,716.15	(46,627.55)	
	2,014		01/05/07		18,558.10	70,824.32	(52,266.22)	

2008 YEAR END SUMMARY

Ref 00009249 00081300

CITI GLOBAL IMPACT FUNDING  
Account Number 692-72494-14 643

2  
0  
0  
8  
  
Y  
E  
A  
R  
  
E  
N  
D  
  
S  
U  
M  
M  
A  
R  
Y

Details of Long Term Gain (Loss) 2008 - continued

Reference number	Quantity	Security Description	Opening Trade Date	Closing Trade Date	Sale Proceeds	Cost	(Loss)	Gain
	116		01/11/07		\$ 1,068.89	\$ 4,116.84	(\$ 3,047.95)	
	758		12/28/07		6,984.63	15,357.16	(8,372.53)	
125024000	1,396	STATOILHYDRO ASA SPONS	10/16/07	12/30/08	22,739.03	47,268.63	(24,529.60)	
	1,240	ADR	12/18/07		20,198.00	36,083.01	(15,885.01)	
	180		12/28/07		2,931.97	5,595.52	(2,663.55)	
125024100	542	STRYKER CORP	11/14/06	12/30/08	21,219.87	27,579.45	(6,359.58)	
	621		12/20/06		24,312.82	34,350.55	(10,037.73)	
	348		12/22/06		13,663.73	19,105.38	(5,441.65)	
	349		12/27/06		13,663.73	19,279.14	(5,615.41)	
	213		01/05/07		8,339.18	11,813.11	(3,473.93)	
	71		01/11/07		2,779.73	4,138.74	(1,359.01)	
	91		12/28/07		3,562.75	6,878.91	(3,316.16)	
125024500	690	TNT N V SPONSORED ADR-USD	12/18/06	12/30/08	13,144.43	29,029.27	(15,884.84)	
	140		01/05/07		2,666.98	6,018.54	(3,351.56)	
	130		03/29/07		2,476.49	5,979.83	(3,503.34)	
	330		08/23/07		6,286.46	13,829.71	(7,543.25)	
	1,400		12/18/07		26,669.85	57,340.92	(30,671.07)	
	345		12/28/07		6,572.21	14,345.41	(7,773.20)	
125024600	905	TALISMAN ENERGY INC	12/18/06	12/30/08	8,724.60	15,302.92	(6,578.32)	
	510		01/05/07		4,916.63	7,758.22	(2,841.59)	
	1,010		08/23/07		9,736.85	17,290.39	(7,553.54)	
	2,430		12/18/07		23,426.28	43,233.83	(19,807.55)	
	395		12/28/07		3,807.98	7,410.20	(3,602.22)	
125024800	117	TELENOR ASA	07/11/07	12/30/08	2,300.63	6,724.69	(4,424.06)	
	660	ADR REPSTG	12/18/07		12,977.97	46,374.70	(33,396.73)	
	155		12/28/07		3,047.86	11,113.50	(8,065.64)	
125025000	3,370	TENET HEALTHCARE CORP	05/10/07	12/30/08	3,706.98	23,756.82	(20,049.84)	
	638		06/12/07		701.80	4,338.40	(3,636.60)	
	1,420		06/18/07		1,561.99	9,599.20	(8,037.21)	
	1,000		06/20/07		1,099.99	6,705.00	(5,605.01)	
	3,349		11/29/07		3,683.88	17,079.90	(13,396.02)	
	465		11/30/07		511.50	2,478.82	(1,967.32)	
	12,035		12/18/07		13,238.42	59,090.65	(45,852.23)	
	1,350		12/28/07		1,484.99	6,952.50	(5,467.51)	
125025100	8,297	TERREMARK WORLDWIDE INC	03/22/07	12/30/08	28,899.95	66,376.00	(37,476.05)	
	1,107	NEW	06/18/07		3,855.88	7,660.44	(3,804.56)	
	128		06/20/07		445.85	889.47	(443.62)	
	2,338		11/29/07		8,143.68	13,925.13	(5,781.45)	
	1,059		12/19/07		3,688.69	6,442.96	(2,754.27)	



Ref 00009249 00081301

CITI GLOBAL IMPACT FUNDING  
Account Number 692-72494-14 643

Details of Long Term Gain (Loss) 2008 - continued

Reference number	Quantity	Security Description	Opening Trade Date	Closing Trade Date	Sale Proceeds	Cost	(Loss)	Gain
125025200	226	TEVA PHARMACEUTICAL INDS	11/26/07	12/30/08	\$ 9,471.83	\$ 9,910.67	(\$ 438.84)	
	210	LTD ADR	11/27/07		8,801.27	9,102.72	(301.45)	
	176		12/28/07		7,376.29	8,202.83	(826.54)	
125025400	244.6512	TOKIO MARINE HLDGS INC	01/11/06	12/30/08	7,119.31	8,662.61	(1,543.30)	
	499.917	ADR	03/31/06		14,547.50	19,796.72	(5,249.22)	
	412.4318		04/20/06		12,001.70	16,482.42	(4,480.72)	
	1,005		11/14/06		29,245.33	35,566.95	(6,321.62)	
	50		12/07/06		1,454.99	1,843.50	(388.51)	
125025600	300	TOTAL S.A SPONS ADR	12/13/07	12/30/08	16,505.94	24,947.22	(8,441.28)	
	490		12/18/07		26,959.70	38,651.30	(11,691.60)	
	40		12/24/07		2,200.79	3,236.61	(1,035.82)	
	360		12/26/07		19,807.12	29,422.44	(9,615.32)	
	90		12/28/07		4,951.78	7,512.30	(2,560.52)	
125025700	30	TRAVELERS COMPANIES INC	01/06/06	12/30/08	1,318.13	1,415.58	(97.45)	
	100		01/10/06		4,393.76	4,683.00	(289.24)	
	400		03/10/06		17,575.02	16,883.57	691.45	
	300		04/20/06		13,181.27	12,990.00	191.27	
	300		11/14/06		13,181.27	15,657.00	(2,475.73)	
	200		12/07/06		8,787.51	10,316.00	(1,528.49)	
	400		12/20/06		17,575.02	21,584.00	(4,008.98)	
	200		12/22/06		8,787.51	10,720.00	(1,932.49)	
	500		01/05/07		21,968.78	26,250.00	(4,281.22)	
	500		01/11/07		21,968.78	25,660.00	(3,691.22)	
	44		04/16/07		1,933.25	2,357.08	(423.83)	
	26		04/23/07		1,142.38	1,401.42	(259.04)	
	880		05/10/07		38,665.05	49,667.20	(11,002.15)	
	128		06/12/07		5,624.01	6,915.84	(1,291.83)	
	300		06/18/07		13,181.27	16,050.00	(2,868.73)	
	185		06/20/07		8,128.45	9,840.15	(1,711.70)	
269		11/29/07		11,819.20	13,862.81	(2,043.61)		
1,880		12/18/07		82,602.60	97,910.40	(15,307.80)		
200		12/28/07		8,787.51	10,859.46	(2,071.95)		
125025900	536	UNITED OVERSEAS BANK LTD	12/22/05	12/30/08	9,712.27	9,514.00		198.27
	760	SPONS ADR	01/06/06		13,771.12	14,022.00	(250.88)	
	970		03/30/06		17,576.30	18,798.60	(1,222.30)	
125026100	142	UNITED TECHNOLOGIES CORP	12/28/07	12/30/08	7,462.05	10,963.82	(3,501.77)	
125026300	125	V F CORP	01/05/06	12/30/08	6,696.14	6,894.57	(198.43)	
	100		01/06/06		5,356.91	5,578.46	(221.55)	
	50		01/10/06		2,678.45	2,855.50	(177.05)	

2  
0  
0  
8  
  
Y  
E  
A  
R  
  
E  
N  
D  
  
S  
U  
M  
M  
A  
R  
Y

Ref 00009249 00081302

CITI GLOBAL IMPACT FUNDING  
Account Number 692-72494-14 643

Details of Long Term Gain (Loss) 2008 - continued

Reference number	Quantity	Security Description	Opening Trade Date	Closing Trade Date	Sale Proceeds	Cost	(Loss)	Gain
	200		03/10/06		\$ 10,713.82	\$ 10,890.88	(\$ 177.06)	
	200		11/14/06		10,713.82	15,502.00	(4,788.18)	
	400		12/20/06		21,427.64	32,988.00	(11,560.36)	
	200		12/27/06		10,713.82	16,426.00	(5,712.18)	
	200		01/05/07		10,713.82	16,342.00	(5,628.18)	
	200		01/11/07		10,713.82	16,290.54	(5,576.72)	
	200		12/28/07		10,713.82	14,030.24	(3,316.42)	
125026500	870	VALEO SPONS ADR -USD-	12/18/06	12/30/08	6,333.56	18,009.00	(11,675.44)	
	240		01/05/07		1,747.19	5,112.96	(3,365.77)	
	230		03/29/07		1,674.39	6,688.12	(5,013.73)	
	270		08/23/07		1,965.59	6,637.38	(4,671.79)	
	2,930		12/18/07		21,330.28	63,606.78	(42,276.50)	
	800		12/28/07		5,823.97	16,575.36	(10,751.39)	
125026600	574	VALUECLICK INC	01/16/07	12/30/08	3,709.11	14,099.85	(10,390.74)	
	697		01/23/07		4,503.92	17,489.05	(12,985.13)	
	735		04/02/07		4,749.47	19,764.81	(15,015.34)	
	201		06/18/07		1,298.83	5,965.68	(4,666.85)	
	184		06/20/07		1,188.98	5,357.71	(4,168.73)	
	971		08/27/07		6,274.47	19,551.57	(13,277.10)	
	880		10/02/07		5,686.44	20,297.11	(14,610.67)	
	219		11/29/07		1,415.15	5,227.72	(3,812.57)	
	360		12/18/07		2,326.27	7,724.16	(5,397.89)	
	419		12/19/07		2,707.52	9,200.40	(6,492.88)	
125026700	657	VARIAN MEDICAL SYSTEMS INC	11/14/06	12/30/08	22,617.16	33,355.76	(10,738.60)	
	1,008		12/20/06		34,700.31	49,088.09	(14,387.78)	
	492		12/22/06		16,937.05	23,650.49	(6,713.44)	
	248		01/05/07		8,537.37	11,871.76	(3,334.39)	
	57		01/11/07		1,962.22	2,741.13	(778.91)	
	146		12/28/07		5,026.04	7,663.25	(2,637.21)	
125026800	600	VERIZON COMMUNICATIONS	04/20/06	12/30/08	19,687.81	18,771.95		915.86
	600		11/14/06		19,687.81	20,929.98	(1,242.17)	
	300		12/07/06		9,843.90	10,424.16	(580.26)	
	600		12/20/06		19,687.81	21,774.25	(2,086.44)	
	300		12/22/06		9,843.90	10,940.89	(1,096.99)	
	300		12/27/06		9,843.90	11,096.21	(1,252.31)	
	400		01/08/07		13,125.21	14,655.56	(1,530.35)	
	400		01/11/07		13,125.21	14,786.98	(1,661.77)	
	200		12/28/07		6,562.60	8,882.94	(2,320.34)	
125027200	331	WASTE MGMT INC DEL	05/10/07	12/30/08	10,705.84	12,760.05	(2,054.21)	
	82		06/12/07		2,652.20	3,162.74	(510.54)	

2  
0  
0  
8  
  
Y  
E  
A  
R  
  
E  
N  
D  
  
S  
U  
M  
M  
A  
R  
Y

Ref 00009249 00081303

CITI GLOBAL IMPACT FUNDING

Account Number 692-72494-14 643

Details of Long-Term Gain (Loss) 2008 *continued*

Reference number	Quantity	Security Description	Opening Trade Date	Closing Trade Date	Sale Proceeds	Cost	(Loss)	Gain
	170		06/18/07		\$ 5,498.47	\$ 6,696.30	(\$ 1,197.83)	
	100		06/20/07		3,234.39	3,980.00	(745.61)	
	128		11/29/07		4,140.02	4,359.33	(219.31)	
	745		12/18/07		24,096.22	25,121.40	(1,025.18)	
	150		12/28/07		4,851.59	4,970.60	(119.01)	
125027300	558	WATSON PHARMACEUTICALS INC	05/10/07	12/30/08	14,282.21	17,214.30	(2,932.09)	
	131		06/12/07		3,352.99	4,041.35	(688.36)	
	330		06/18/07		8,446.47	10,566.60	(2,120.13)	
	230		06/20/07		5,886.93	7,477.30	(1,590.37)	
	267		06/20/07		6,833.96	8,670.69	(1,836.73)	
	328		11/29/07		8,395.28	9,511.11	(1,115.83)	
	2,445		12/18/07		62,580.64	67,694.96	(5,114.32)	
	300		12/28/07		7,678.61	8,210.19	(531.58)	
125027600	120	WHIRLPOOL CORP	12/04/07	12/30/08	4,813.03	9,743.39	(4,930.36)	
	380		12/05/07		15,241.26	31,441.20	(16,199.94)	
	215		12/13/07		8,623.34	17,903.01	(9,279.67)	
	185		12/14/07		7,420.09	15,167.45	(7,747.36)	
	600		12/18/07		24,065.14	48,171.12	(24,105.98)	
125027900	606	WINDSTREAM CORP	09/06/06	12/30/08	5,332.10	8,059.68	(2,727.58)	
	680		09/07/06		5,983.22	9,058.28	(3,075.06)	
	695		09/08/06		6,115.20	9,362.28	(3,247.08)	
	1,500		11/14/06		14,078.16	21,936.00	(7,857.84)	
	2,500		12/20/06		21,997.13	34,775.00	(12,777.87)	
	1,200		12/22/06		10,558.62	16,608.00	(6,049.38)	
	1,119		01/05/07		9,845.91	15,610.05	(5,764.14)	
	1,000		01/11/07		8,798.85	14,190.00	(5,391.15)	
	800		12/28/07		7,039.08	10,280.00	(3,240.92)	
125028000	800	WYETH	11/08/07	12/30/08	29,463.19	36,867.20	(7,404.01)	
	1,200		11/13/07		44,194.79	55,517.64	(11,322.85)	
	1,000		11/19/07		36,828.99	46,455.40	(9,626.41)	
	400		12/28/07		14,731.60	17,660.00	(2,928.40)	
125028300	1,520	ZURICH FINCL SVCS SPON ADR	12/18/06	12/30/08	32,436.62	40,563.94	(8,127.32)	
	160		01/05/07		3,414.38	4,384.38	(970.00)	
	240		03/29/07		5,121.57	6,904.56	(1,782.99)	
	340		08/23/07		7,255.56	9,748.41	(2,492.85)	
	1,720		12/18/07		36,704.59	49,708.00	(13,003.41)	
	420		12/28/07		8,962.75	12,384.75	(3,422.00)	
<b>Total</b>					<b>\$ 10,823,272.42</b>	<b>\$ 19,457,853.00</b>	<b>(\$ 8,773,365.20)</b>	<b>\$ 113,958.77</b>

2  
0  
0  
8  
  
Y  
E  
A  
R  
  
E  
N  
D  
  
S  
U  
M  
M  
A  
R  
Y

Ref 00009250 00081308

CITI GLOBAL IMPACT FUNDING  
Account Number 692-72495-13 643

**Details of Earnings 2008 - continued**

**Dividends and Distributions, Section 2**

Amounts displayed for dividends include dividend reinvestments, money fund earnings, accrued dividends received and dividends exempt from Federal income tax.

Reference number	Description	Nondividend distributions	Foreign tax paid	Cash liquidation distributions	Non cash liquidation distributions	Investment expense	NRA Withholding
160000400	VANGUARD EUROPE PACIFIC ETF THIS AMOUNT INCLUDES TAXES PAID TO A FOREIGN GOVERNMENT A PORTION OF THIS INCOME HAS BEEN RECLASSIFIED		\$ 4,809 61				
160000500	VANGUARD EMERGING MARKETS ETF THIS AMOUNT INCLUDES TAXES PAID TO A FOREIGN GOVERNMENT A PORTION OF THIS INCOME HAS BEEN RECLASSIFIED		4,591 64				
<b>Totals</b>			<b>\$ 9,401 25</b>				

2  
0  
0  
8  
  
Y  
E  
A  
R  
  
E  
N  
D  
  
S  
U  
M  
M  
A  
R  
Y

**Details of Short Term Gain (Loss) 2008**

This section shows your sales of securities during the year. The "Sale Proceeds" column excludes any accrued income you may have received. In addition, although cash in lieu less than \$20 is not included on Form 1099-B (if applicable), it is included in this section. Please note, this material is being prepared for informational purposes only and should not be used for tax preparation without the assistance of your tax advisor

Reference number	Quantity	Security Description	Opening Trade Date	Closing Trade Date	Sale Proceeds	Cost	(Loss)	Gain
125000200	380	COSAN LTD CL A-BRL	12/31/07	12/30/08	\$ 1,315 10	\$ 4,576.34	(\$ 3,261 24)	
	895		01/02/08		3,097.40	10,959.28	(7,861 88)	
	315		01/03/08		1,090 15	3,858 84	(2,768 69)	
	445		01/04/08		1,540 05	5,385 17	(3,845 12)	
	769		01/07/08		2,661.34	9,443 24	(6,781 90)	
	301		06/10/08		1,041 69	3,396 27	(2,354 58)	
	1,032		06/18/08		3,571 53	13,004 85	(9,433 32)	
147	09/05/08		508 72	1,457 87	(949 15)			
125000300	60	GLOBAL CROSSING LTD NEW	05/21/08	12/30/08	440 47	1,023 60	(583.13)	
	163		06/09/08		1,196 61	3,163 67	(1,967 06)	
125000400	1,013	INVESCO LTD	10/10/08	12/30/08	13,731 74	13,072 56		659 18
	283		10/30/08		3,836.21	4,188 43	(352.22)	

Ref 00009250 00081309

CITI GLOBAL IMPACT FUNDING  
Account Number 692-72495-13 643

Details of Short Term Gain (Loss) 2008 - continued

Reference number	Quantity	Security Description	Opening Trade Date	Closing Trade Date	Sale Proceeds	Cost	(Loss)	Gain
	234		11/21/08		\$ 3,172.00	\$ 2,084.45		\$ 1,087.55
	229		12/22/08		3,104.21	2,981.08		123.13
125000500	465	LAZARD LTD CLASS A	12/11/08	12/30/08	12,878.79	13,988.36	(1,109.57)	
125000600	234	RENAISSANCE RE HLDGS LTD	10/13/08	12/30/08	11,789.50	9,392.18		2,397.32
	163		10/16/08		8,212.35	5,951.44		2,260.91
125000700	1,209	SEAGATE TECHNOLOGY -USD	12/18/08	12/30/08	4,958.80	5,671.66	(712.86)	
125000800	290	SIGNET JEWELERS LTD-USD	02/01/08	12/30/08	2,378.92	8,134.85	(5,755.93)	
	72.5		02/05/08		594.73	1,836.86	(1,242.13)	
	182.5		02/22/08		1,497.08	4,730.44	(3,233.36)	
	25		03/12/08		205.08	577.44	(372.36)	
	368.5		05/22/08		3,022.86	9,404.12	(6,381.26)	
	59		09/05/08		483.98	1,321.01	(837.03)	
125000900	263	TYCO INTL LTD (NEW)	05/21/08	12/30/08	5,572.89	12,047.32	(6,474.43)	
	59		06/09/08		1,250.19	2,561.78	(1,311.59)	
	560		09/17/08		11,866.20	22,150.74	(10,284.54)	
125001000	223	TYCO ELECTRONICS LTD	03/17/08	12/30/08	3,516.96	6,981.26	(3,464.30)	
	68		05/21/08		1,072.44	2,594.20	(1,521.76)	
	22		06/09/08		346.96	857.78	(510.82)	
	392		11/21/08		6,182.28	5,315.56		866.72
	814		12/04/08		12,837.68	13,657.29	(819.61)	
	405		12/19/08		6,387.30	6,478.38	(91.08)	
125001100	596	UBS AG (NEW)	03/12/08	12/30/08	8,244.60	17,431.13	(9,186.53)	
	69		06/10/08		954.49	1,611.15	(656.66)	
	23		08/04/08		318.16	441.34	(123.18)	
	23		09/05/08		318.16	461.84	(143.68)	
	841		10/07/08		11,633.74	14,351.50	(2,717.76)	
125001200	2,716	FLEXTRONICS INTL LTD USD	01/07/08	12/30/08	6,708.48	30,678.03	(23,969.55)	
	527		06/09/08		1,301.69	5,717.16	(4,415.47)	
125001300	382	ADC TELECOMMUNICATIONS INC NEW	07/16/08	12/30/08	1,890.89	5,001.53	(3,110.64)	
	882		07/17/08		4,365.87	11,786.25	(7,420.38)	
	988		07/22/08		4,890.57	13,172.21	(8,281.64)	
	1,243		07/23/08		6,152.82	12,636.84	(6,484.02)	
125001400	400	AT&T INC	05/21/08	12/30/08	11,153.90	15,600.00	(4,446.10)	
	176		05/21/08		4,907.71	6,900.52	(1,992.81)	
	156		06/09/08		4,350.02	6,001.01	(1,650.99)	
125001500	445	ABBOTT LABORATORIES	04/28/08	12/30/08	23,527.01	23,085.98		441.03

2  
0  
0  
8  
  
Y  
E  
A  
R  
  
E  
N  
D  
  
S  
U  
M  
M  
A  
R  
Y

Ref: 00009250 00081310

CITI GLOBAL IMPACT FUNDING  
Account Number 692-72495-13 643

Details of Short Term Gain (Loss) 2008 - continued

Reference number	Quantity	Security Description	Opening Trade Date	Closing Trade Date	Sale Proceeds	Cost	(Loss)	Gain
125001600	46	ABRAXIS BIOSCIENCE INC NEW	06/09/08	12/30/08	\$ 3,047.33	\$ 3,074.64	(\$ 27.31)	
125001700	1,022	ACERINOX SA UNSPON ADR	10/30/08	12/30/08	7,971.55	6,282.34		1,689.21
	940		11/03/08		7,331.96	5,902.92		1,429.04
125001800	990	AEGON N V-ADR AMER REG-ADR	06/09/08	12/30/08	6,320.33	14,155.81	(7,835.48)	
125001900	546	AFFILIATED COMPUTER SVCS CL A	06/13/08	12/30/08	24,411.74	30,318.94	(5,907.20)	
125002000	200	AKZO NOBEL N.V.ADR-EUR	05/21/08	12/30/08	8,264.83	16,758.00	(8,493.17)	
125002100	300	ALCOA INC	12/31/07	12/30/08	3,183.58	10,997.55	(7,813.97)	
	400		01/03/08		4,244.78	14,456.00	(10,211.22)	
	321		01/07/08		3,406.43	10,638.74	(7,232.31)	
	719		01/11/08		7,629.98	22,752.83	(15,122.85)	
	295		01/15/08		3,130.52	9,292.74	(6,162.22)	
	281		01/23/08		2,981.96	7,890.87	(4,908.91)	
	265		04/08/08		2,812.16	9,935.65	(7,123.49)	
	121		05/21/08		1,284.04	5,162.47	(3,878.43)	
	371		06/23/08		3,937.03	13,992.23	(10,055.20)	
	21		07/10/08		222.85	732.53	(509.68)	
	423		09/17/08		4,488.85	11,029.34	(6,540.49)	
	4,900		11/13/08		51,998.52	49,728.14		2,270.38
125002200	4	ALLEGHANY CORP DEL	05/21/08	12/30/08	1,089.45	1,484.00	(394.55)	
	6		06/09/08		1,634.17	2,183.10	(548.93)	
125002300	398	ALLERGAN INC	12/31/07	12/30/08	15,390.65	25,637.89	(10,247.24)	
	868		04/11/08		33,565.56	48,673.79	(15,108.23)	
	198		06/09/08		7,656.66	11,432.22	(3,775.56)	
125002400	310	ALLIANZ SE ADR	03/12/08	12/30/08	3,277.55	5,439.14	(2,161.59)	
	500		05/21/08		5,286.37	9,489.75	(4,203.38)	
	550		06/09/08		5,815.01	9,907.87	(4,092.86)	
	822		10/06/08		8,690.79	9,966.75	(1,275.96)	
125002500	200	ALLSTATE CORP	12/31/07	12/30/08	6,275.46	10,519.92	(4,244.46)	
	300		01/03/08		9,413.20	15,276.00	(5,862.80)	
	500		11/13/08		15,688.68	12,717.95		2,970.73
125002600	100	ALTRIA GROUP INC	12/31/07	12/30/08	1,518.99	2,311.79	(792.80)	
	200		01/03/08		3,037.98	4,610.08	(1,572.10)	
	2,130		04/10/08		32,354.52	46,126.00	(13,771.48)	
	1,370		04/11/08		20,810.18	29,239.64	(8,429.46)	
	1,900		04/16/08		28,860.84	40,884.58	(12,023.74)	
125002700	1,280	AMAZON COM INC	01/03/08	12/30/08	64,314.77	124,118.14	(59,803.37)	
	1,285		01/23/08		64,566.00	90,473.00	(25,907.00)	
	1,001		02/26/08		50,296.16	70,727.76	(20,431.60)	

2  
0  
0  
8  
  
Y  
E  
A  
R  
  
E  
N  
D  
  
S  
U  
M  
M  
A  
R  
Y

Ref 00009250 00081311

CITI GLOBAL IMPACT FUNDING  
Account Number 692-72495-13 643

Details of Short-Term Gain (Loss) 2008 - continued

Reference number	Quantity	Security Description	Opening Trade Date	Closing Trade Date	Sale Proceeds	Cost	(Loss)	Gain
	707		03/11/08		\$ 35,523.87	\$ 46,332.33	(\$ 10,808.46)	
	965		04/11/08		48,487.31	69,777.61	(21,290.30)	
	95		06/09/08		4,773.36	7,614.25	(2,840.89)	
125002800	100	AMEREN CORP	12/31/07	12/30/08	3,216.36	5,427.79	(2,211.43)	
	300		01/03/08		9,649.09	16,024.50	(6,375.41)	
	825		01/03/08		26,534.99	44,121.41	(17,586.42)	
	78		06/09/08		2,508.74	3,407.04	(898.30)	
125002900	447	AMERICA MOVIL S A.B DE CV	12/31/07	12/30/08	13,371.70	27,296.95	(13,925.25)	
	106	SER L SPONS ADR	05/21/08		3,170.92	6,004.62	(2,833.70)	
	109		06/09/08		3,260.66	6,093.97	(2,833.31)	
125003000	554	AMERICAN ELECTRIC POWER CO INC	06/04/08	12/30/08	17,641.48	23,846.38	(6,204.90)	
	161		06/09/08		5,126.85	6,866.41	(1,739.56)	
125003100	158	AMERICAN EXPRESS CO	04/25/08	12/30/08	2,843.51	7,558.17	(4,714.66)	
	148		05/21/08		2,663.54	6,896.50	(4,232.96)	
	74		06/04/08		1,331.77	3,392.17	(2,060.40)	
	136		06/09/08		2,447.58	5,988.08	(3,540.50)	
	252		11/14/08		4,535.22	5,035.14	(499.92)	
	239		11/21/08		4,301.26	4,110.11		191.15
125003200	278	AMERICAN FINL GROUP INC OHIO	11/14/08	12/30/08	6,153.71	5,925.99		227.72
	257		12/04/08		5,688.87	5,166.24		522.63
125003300	671	AMERISTAR CASINOS INC	04/14/08	12/30/08	5,249.61	11,424.78	(6,175.17)	
	52		04/14/08		406.82	885.38	(478.56)	
	86		05/21/08		672.83	1,520.48	(847.65)	
	182		06/09/08		1,423.89	3,170.26	(1,746.37)	
	473		10/03/08		3,700.54	5,412.21	(1,711.67)	
	144		10/06/08		1,126.58	1,575.91	(449.33)	
125003400	251	ANADARKO PETROLEUM CORP	10/27/08	12/30/08	9,399.97	7,291.37		2,108.60
	170		11/03/08		6,366.51	5,476.13		890.38
	185		11/14/08		6,928.27	7,022.88	(94.61)	
	146		11/21/08		5,467.71	4,527.55		940.16
	106		11/21/08		3,969.71	3,287.12		682.59
	101		12/01/08		3,782.46	3,899.04	(116.58)	
	102		12/09/08		3,819.91	3,531.26		288.65
	79		12/12/08		2,958.56	2,906.77		51.79
	53		12/19/08		1,984.85	1,983.68		1.17
	152		12/22/08		5,692.41	5,445.69		246.72
125003500	3,110	ANGLO AMERICAN PLC ADR	08/14/08	12/30/08	35,011.87	83,543.30	(48,531.43)	
	370		08/14/08		4,165.40	10,067.77	(5,902.37)	

2  
0  
0  
8  
  
Y  
E  
A  
R  
  
E  
N  
D  
  
S  
U  
M  
M  
A  
R  
Y

Ref: 00009250 00081312

CITI GLOBAL IMPACT FUNDING  
Account Number 692-72495-13 643

Details of Short Term Gain (Loss) 2008 - continued

Reference number	Quantity	Security Description	Opening Trade Date	Closing Trade Date	Sale Proceeds	Cost	(Loss)	Gain
125003600	2,155	ANNALY CAPITAL MANAGEMENT INC	06/27/08	12/30/08	\$ 32,009.54	\$ 33,284.19	(\$ 1,274.65)	
	390		06/30/08		5,792.91	6,112.67	(319.76)	
	2,400		07/08/08		35,648.68	36,687.12	(1,038.44)	
	1,173		07/16/08		17,423.30	16,728.27		695.03
	2,400		07/17/08		35,648.68	34,961.04		687.64
125003700	410	APOLLO GROUP INC CL A	07/11/08	12/30/08	31,648.54	22,365.62		9,282.92
125003800	164	APPLE INC	12/31/07	12/30/08	14,076.35	32,762.44	(18,686.09)	
	361		05/21/08		30,985.14	67,068.09	(36,082.95)	
	25		06/09/08		2,145.79	4,591.25	(2,445.46)	
	334		10/06/08		28,667.69	30,424.99	(1,757.30)	
125004000	374	ASTORIA FINANCIAL CORP	07/07/08	12/30/08	5,931.90	7,137.22	(1,205.32)	
	547		07/31/08		8,675.81	12,288.41	(3,612.60)	
	384		09/08/08		6,090.51	9,164.51	(3,074.00)	
125004100	126	AUTOZONE INC	10/29/08	12/30/08	17,218.56	15,038.73		2,179.83
125004200	810	AXA S.A.SPONS ADR	03/12/08	12/30/08	17,763.69	27,233.42	(9,469.73)	
	262		03/25/08		5,745.78	9,073.16	(3,327.38)	
	200		05/21/08		4,386.10	7,163.66	(2,777.56)	
	113		05/22/08		2,478.14	3,992.29	(1,514.15)	
125004300	100	BASF SE COMMON STOCK	03/12/08	12/30/08	3,904.98	6,620.54	(2,715.56)	
125004500	320	BNP PARIBAS SPON ADR	03/12/08	12/30/08	6,755.16	14,922.27	(8,167.11)	
	325		04/29/08		6,860.71	17,628.49	(10,767.78)	
	472		07/17/08		9,963.86	22,129.81	(12,165.95)	
	3		08/04/08		63.33	140.70	(77.37)	
	27		09/05/08		569.97	1,172.34	(602.37)	
125004600	680	BT GROUP PLC ADR-USD	02/25/08	12/30/08	13,466.17	31,832.23	(18,366.06)	
	1,205		02/29/08		23,862.84	54,594.81	(30,731.97)	
	200		03/05/08		3,960.64	8,797.62	(4,836.98)	
	40		03/12/08		792.12	1,717.32	(925.20)	
	200		05/21/08		3,960.64	8,892.66	(4,932.02)	
125004700	275	BALLY TECHNOLOGIES INC	02/26/08	12/30/08	6,331.95	11,885.42	(5,553.47)	
	37		05/21/08		851.93	1,508.86	(656.93)	
	24		06/09/08		552.61	1,051.20	(498.59)	
	333		10/03/08		7,667.41	9,098.26	(1,430.85)	
125004800	830	BANCO SANTANDER S A	03/12/08	12/30/08	7,811.42	15,208.01	(7,396.59)	
	1,080		06/09/08		10,164.25	20,951.89	(10,787.64)	
	1,111		11/21/08		10,456.01	7,566.58		2,889.43

2  
0  
0  
8  
  
Y  
E  
A  
R  
  
E  
N  
D  
  
S  
U  
M  
M  
A  
R  
Y



Ref 00009250 00081313

CITI GLOBAL IMPACT FUNDING  
Account Number 692-72495-13 643

Details of Short Term Gain (Loss) 2008 - continued

Reference number	Quantity	Security Description	Opening Trade Date	Closing Trade Date	Sale Proceeds	Cost	(Loss)	Gain	
125004900	553	BANCORPSOUTH INC	10/13/08	12/30/08	\$ 12,142.09	\$ 13,136.02	(\$ 993.93)		
	290		10/23/08		6,367.47			5,881.17	486.30
	386		10/24/08		8,475.31			7,908.45	566.86
125005000	500	BANK OF AMERICA CORP	01/03/08	12/30/08	6,414.96	20,154.56	(13,739.60)		
	1,800		12/10/08		23,093.88			29,570.66	(6,476.78)
125005100	385	BARCLAYS PLC-ADR	04/02/08	12/30/08	3,329.08	15,351.26	(12,022.18)		
	187		04/03/08		1,616.98			7,269.61	(5,652.63)
	434		05/22/08		3,752.78			13,545.14	(9,792.36)
	593		07/28/08		5,127.64			13,674.05	(8,546.41)
	107		09/05/08		925.22			2,441.74	(1,516.52)
125005200	26	BILL BARRETT CORP	05/21/08	12/30/08	530.81	1,535.56	(1,004.75)		
	18		06/09/08		367.48			1,029.78	(662.30)
	284		08/19/08		5,798.08			10,994.78	(5,196.70)
	256		09/18/08		5,226.45			8,564.45	(3,338.00)
125005300	90	BECTON DICKINSON & CO	12/31/07	12/30/08	6,046.43	7,564.50	(1,518.07)		
	187		06/09/08		12,563.15			15,308.18	(2,745.03)
125005400	276	BELDEN INC	02/08/08	12/30/08	5,318.74	11,455.24	(6,136.50)		
	317		04/07/08		6,108.84			11,983.20	(5,874.36)
	65		05/21/08		1,252.60			2,538.90	(1,286.30)
	191		06/09/08		3,680.72			7,387.50	(3,706.78)
125005500	103	BIO-RAD LABORATORIES INC CL A	07/23/08	12/30/08	7,256.49	8,474.55	(1,218.06)		
	149		07/24/08		10,497.26			12,583.24	(2,085.98)
	90		10/14/08		6,340.63			7,848.35	(1,507.72)
	86		12/18/08		6,058.82			5,970.04	88.78
125005600	100	BLACK & DECKER CORPORATION	12/31/07	12/30/08	4,231.07	6,961.24	(2,730.17)		
	200		01/03/08		8,462.13			13,892.00	(5,429.87)
125005700	505	H & R BLOCK INC	12/08/08	12/30/08	11,132.15	10,312.61		819.54	
125005800	1,761	BOSTON SCIENTIFIC CORP	12/31/07	12/30/08	12,864.03	20,244.46	(7,380.43)		
	644		03/26/08		4,704.39			8,188.59	(3,484.20)
	582		04/23/08		4,251.49			7,409.73	(3,158.24)
	316		06/05/08		2,308.37			4,281.04	(1,972.67)
	516		06/09/08		3,769.36			6,856.66	(3,087.30)
	621		09/08/08		4,536.38			7,767.78	(3,231.40)
	58		10/13/08		423.70			516.84	(93.14)
125005900	942	BRASIL TELECOM PARTICIPACO SA SPONSORED ADR	04/03/08	12/30/08	35,594.58	72,210.61	(36,616.03)		
	100		05/21/08		3,778.62			7,387.35	(3,608.73)

2  
0  
0  
8  
  
Y  
E  
A  
R  
  
E  
N  
D  
  
S  
U  
M  
M  
A  
R  
Y

Ref. 00009250 00081314

CITI GLOBAL IMPACT FUNDING  
Account Number 692-72495-13 643

Details of Short Term Gain (Loss) 2008 - continued

Reference number	Quantity	Security Description	Opening Trade Date	Closing Trade Date	Sale Proceeds	Cost	(Loss)	Gain	
125006000	828	BRISTOL MYERS SQUIBB CO	07/22/08	12/30/08	\$ 18,739.94	\$ 17,933.65		\$ 806.29	
	390		09/12/08		8,826.78			8,629.65	197.13
	4,009		12/15/08		90,734.78			89,827.66	907.12
125006100	140	BRITISH SKY BROADCASTING GROUP PLC SPONSORED ADR-USD-	05/22/08	12/30/08	3,849.50	5,885.60	(2,036.10)		
125006200	194	BROADCOM CORP CL A	06/09/08	12/30/08	3,318.41	5,336.55	(2,018.14)		
125006300	182	BUCYRUS INTERNATIONAL INC	10/06/08	12/30/08	3,206.22	5,866.84	(2,660.62)		
	379		10/07/08		6,676.69			13,126.89	(6,450.20)
	221		10/10/08		3,893.27			6,066.80	(2,173.53)
	264		11/05/08		4,650.78			7,097.46	(2,446.68)
125006400	254	BURGER KING HOLDINGS INC	11/20/08	12/30/08	5,725.43	4,778.58		946.85	
	250		12/05/08		5,635.27			5,260.15	375.12
	336		12/11/08		7,573.80			6,740.50	833.30
125006500	200	CBS CORP NEW CLASS B	12/31/07	12/30/08	1,563.59	5,460.00	(3,896.41)		
	700		01/03/08		5,472.56			18,102.00	(12,629.44)
125006600	825	CLECO CORP	04/17/08	12/30/08	18,561.40	19,685.00	(1,123.60)		
	525		05/12/08		11,811.80			12,879.77	(1,067.97)
	40		05/21/08		899.95			1,002.40	(102.45)
125006700	39	CME GROUP INC CLASS A	12/31/07	12/30/08	7,529.80	26,422.18	(18,892.38)		
	8		05/21/08		1,544.57			3,851.28	(2,306.71)
	29		06/09/08		5,599.08			11,296.66	(5,697.58)
125006800	250	CRH PLC ADR-USD	03/12/08	12/30/08	6,350.81	9,630.30	(3,279.49)		
	900		05/21/08		22,862.93			34,530.30	(11,667.37)
	730		06/09/08		18,544.39			24,986.88	(6,442.49)
125006900	1,797	CVS CAREMARK CORP	10/10/08	12/30/08	50,688.06	53,328.49	(2,640.43)		
	222		10/15/08		6,261.96			6,168.65	93.31
125007100	200	CATERPILLAR INC	12/31/07	12/30/08	8,883.75	14,554.34	(5,870.59)		
	300		01/03/08		13,025.63			21,060.00	(8,034.37)
	600		11/13/08		26,051.25			21,106.08	4,945.17
125007200	229	CENTRAL EUROPEAN DIST CORP	12/18/08	12/30/08	4,365.12	5,485.12	(1,120.00)		
125007300	411	CENTURY ALUMINUM COMPANY	10/01/08	12/30/08	3,822.32	10,951.30	(7,128.98)		
	274		10/02/08		2,548.21			6,554.19	(4,005.98)
	708		10/06/08		6,584.43			12,494.71	(5,910.28)
	658		10/27/08		6,119.44			6,488.14	(368.70)
125007400	816	CHEUNG KONG HOLDING-ADR	06/10/08	12/30/08	7,474.52	12,688.80	(5,214.28)		

2  
0  
0  
8  
  
Y  
E  
A  
R  
  
E  
N  
D  
  
S  
U  
M  
M  
A  
R  
Y

Ref: 00009250 00081315

CITI GLOBAL IMPACT FUNDING  
Account Number 692-72495-13 643

Details of Short-Term Gain (Loss) 2008 - continued

Reference number	Quantity	Security Description	Opening Trade Date	Closing Trade Date	Sale Proceeds	Cost	(Loss)	Gain
125007500	100	CHEVRON CORP	01/03/08	12/30/08	\$ 7,242.64	\$ 9,450.00	(\$ 2,207.38)	
	58		05/21/08		4,200.73	5,988.50	(1,787.77)	
	85		06/09/08		6,166.24	8,551.00	(2,394.76)	
125007600	270	CHINA PETROLEUM&CHEM ADR	03/12/08	12/30/08	16,471.74	26,224.86	(9,753.12)	
125007700	169	CHIPOTLE MEXICAN GRILL	08/05/08	12/30/08	10,131.47	12,029.42	(1,897.95)	
	315		08/11/08		18,884.11	24,036.96	(5,152.85)	
125007800	192	CITY NATIONAL CORP	10/20/08	12/30/08	8,809.12	10,177.15	(1,368.03)	
	287		10/24/08		13,167.80	13,703.70	(535.90)	
	133		12/03/08		6,102.15	5,535.87		566.28
125007900	265	COACH INC	06/03/08	12/30/08	5,324.35	9,455.12	(4,130.77)	
125008100	28	COINSTAR INC	05/21/08	12/30/08	523.59	1,025.64	(502.05)	
	73		06/09/08		1,365.06	2,653.55	(1,288.49)	
	302		08/05/08		5,647.25	9,595.33	(3,948.08)	
	15		08/05/08		280.49	476.59	(196.10)	
125008200	139	COLGATE PALMOLIVE CO	12/31/07	12/30/08	9,403.53	10,925.26	(1,521.73)	
125008300	358	COLLECTIVE BRANDS INC	05/01/08	12/30/08	3,684.44	4,651.39	(966.95)	
	587		05/02/08		6,041.25	7,721.46	(1,680.21)	
	45		05/21/08		463.14	511.65	(48.51)	
	266		06/09/08		2,737.60	3,167.85	(430.25)	
125008400	1,074	COLONIAL BANC GROUP INC	08/07/08	12/30/08	2,044.03	7,604.35	(5,560.32)	
	1,304		09/08/08		2,481.76	10,774.30	(8,292.54)	
	1,411		09/09/08		2,685.40	10,668.57	(7,983.17)	
	1,719		10/27/08		3,271.58	5,575.75	(2,304.17)	
	748		11/13/08		1,423.58	1,759.07	(335.49)	
	2,109		11/14/08		4,013.83	5,014.36	(1,000.53)	
125008500	1,551	COMCAST CORP CL A	12/31/07	12/30/08	25,230.91	28,345.77	(3,114.86)	
	157		05/21/08		2,554.00	3,436.42	(882.42)	
	234		06/09/08		3,806.60	5,129.28	(1,322.68)	
	883		09/23/08		14,364.21	17,210.82	(2,846.61)	
125008600	280	COMMERZBANK A G SPONSORED ADR	03/12/08	12/30/08	2,603.99	8,340.25	(5,736.26)	
125008700	36	COMSTOCK RES INC NEW	05/21/08	12/30/08	1,652.22	2,031.84	(379.62)	
	139		09/25/08		6,379.42	7,727.71	(1,348.29)	
	425		10/05/08		19,505.43	15,492.31		4,013.12
125008800	479	CONOCOPHILLIPS	12/31/07	12/30/08	24,364.10	42,389.92	(18,025.82)	
	200		01/03/08		10,172.90	17,666.00	(7,493.10)	
	163		06/09/08		8,290.92	15,398.17	(7,107.25)	

2  
0  
0  
8  
  
Y  
E  
A  
R  
  
E  
N  
D  
  
S  
U  
M  
M  
A  
R  
Y

Ref 00009250 00081316

CITI GLOBAL IMPACT FUNDING

Account Number 692-72495-13 643

2  
0  
0  
8  
  
Y  
E  
A  
R  
  
E  
N  
D  
  
S  
U  
M  
M  
A  
R  
Y

Details of Short Term Gain (Loss) 2008 continued

Reference number	Quantity	Security Description	Opening Trade Date	Closing Trade Date	Sale Proceeds	Cost	(Loss)	Gain
125008900	477	CONSTELLATION BRANDS INC CL A	11/13/08	12/30/08	\$ 7,391.74	\$ 5,294.41		\$ 2,097.33
	367		11/20/08		5,687.15	4,558.84		1,128.31
	381		12/05/08		5,904.09	5,124.26		779.83
125009000	655	CREDIT SUISSE GROUP ADR	10/06/08	12/30/08	17,708.81	30,230.35	(12,521.54)	
125009100	180	CURTISS-WRIGHT CORP	04/04/08	12/30/08	5,621.41	8,018.08	(2,396.67)	
	216		04/21/08		6,745.68	10,283.46	(3,537.78)	
	269		04/23/08		8,400.88	12,620.05	(4,219.17)	
	20		05/21/08		624.60	1,002.40	(377.80)	
	150		05/30/08		4,684.50	7,621.56	(2,937.06)	
	101		06/02/08		3,154.23	5,135.52	(1,981.29)	
	22		06/09/08		687.06	1,068.98	(381.92)	
125009300	6,940	DANSKE BAN A/S SPONS ADR	10/16/08	12/30/08	33,962.08	64,114.50	(30,152.42)	
125009400	413	DEAN FOODS CO NEW	01/07/08	12/30/08	7,318.77	10,298.24	(2,979.47)	
	798		01/11/08		14,141.36	20,197.46	(6,056.10)	
	325		01/23/08		5,759.32	8,688.58	(2,929.26)	
	225		02/13/08		3,987.22	5,636.50	(1,649.28)	
	360		02/15/08		6,379.56	8,955.22	(2,575.66)	
	1,421		03/27/08		25,181.54	28,343.41	(3,161.87)	
	112		05/21/08		1,984.75	2,572.85	(588.10)	
	84		06/09/08		1,488.56	1,708.56	(220.00)	
	357		09/23/08		6,326.40	8,164.77	(1,838.37)	
	724		09/23/08		12,830.00	16,558.24	(3,728.24)	
456	11/05/08	8,080.79	7,858.07		222.72			
125009500	309	DELL INC	12/31/07	12/30/08	3,142.51	7,548.87	(4,406.36)	
	1,828		12/31/07		18,590.65	45,014.68	(26,424.03)	
	399		01/02/08		4,057.81	9,682.57	(5,624.76)	
	72		06/09/08		732.24	1,722.96	(990.72)	
125009600	313	DENSO CORP ADR	10/30/08	12/30/08	20,297.93	23,663.11	(3,365.18)	
	56		11/20/08		3,631.58	3,402.00		229.58
125009700	712	DENWAY MTRS LTD-HKD	12/12/08	12/30/08	11,035.93	10,618.41		417.52
	491		12/15/08		7,610.46	7,561.11		49.35
	187		12/17/08		2,898.48	3,020.05	(121.57)	
	815		12/18/08		12,632.43	13,882.06	(1,249.63)	
125009800	911	DEUTSCHE BOERSE AG UNSPON ADR	10/30/08	12/30/08	6,589.04	6,863.47	(274.43)	
	836		12/02/08		6,046.58	5,305.42		741.16
125009900	3,530	DEUTSCHE LUFTHANSA AG SPONS ADR	03/25/08	12/30/08	56,126.68	92,063.46	(35,936.78)	
	300		05/21/08		4,769.97	7,650.93	(2,880.96)	
125010000	1,761	DEUTSCHE TELEKOM AG SP ADR	10/29/08	12/30/08	26,826.91	25,300.29		1,526.62

Ref. 00009250 00081317

CITI GLOBAL IMPACT FUNDING  
Account Number 692-72495-13 643

2  
0  
0  
8  
  
Y  
E  
A  
R  
  
E  
N  
D  
  
S  
U  
M  
M  
A  
R  
Y

Details of Short-Term Gain (Loss) 2008 (continued)

Reference number	Quantity	Security Description	Opening Trade Date	Closing Trade Date	Sale Proceeds	Cost	(Loss)	Gain
125010100	300	DIAMOND OFFSHORE DRILLING INC	01/02/08	12/30/08	\$ 17,787.11	\$ 42,342.93	(\$ 24,555.82)	
	400		01/07/08		23,716.14	53,599.48	(29,883.34)	
125010200	200	R R DONNELLEY & SONS CO	12/31/07	12/30/08	2,646.19	7,555.22	(4,909.03)	
	400		01/03/08		5,292.37	14,732.00	(9,439.63)	
	600		05/21/08		7,938.56	19,188.00	(11,249.44)	
125010300	300	DOW CHEMICAL CO	12/31/07	12/30/08	4,623.90	11,859.00	(7,235.10)	
	900		01/03/08		13,871.70	34,539.21	(20,667.51)	
125010500	425	ENCANA CORP-CAD	08/25/08	12/30/08	19,426.26	30,246.95	(10,820.69)	
	75		08/26/08		3,428.16	5,473.60	(2,045.44)	
	400		09/02/08		18,283.53	28,278.04	(9,994.51)	
	20		09/08/08		914.18	1,362.97	(448.79)	
125010600	5,271	EXPERIAN GROUP LTD ADR	10/06/08	12/30/08	32,416.46	30,231.82		2,184.64
125010700	174	FMC TECHNOLOGIES INC	12/31/07	12/30/08	3,997.80	9,570.75	(5,572.95)	
	673		01/23/08		15,462.76	29,703.97	(14,241.21)	
	48		06/09/08		1,102.84	3,608.81	(2,505.97)	
	966		07/14/08		22,194.69	68,374.97	(46,180.28)	
	730		11/06/08		16,772.39	24,919.13	(8,146.74)	
125010800	1,521	FAIRCHILD SEMICONDUCTOR INTL INC	10/01/08	12/30/08	7,017.25	13,352.25	(6,335.00)	
	42		10/01/08		193.77	368.70	(174.93)	
	444		10/02/08		2,048.43	3,765.87	(1,717.44)	
	1,174		10/21/08		5,416.34	6,698.49	(1,282.15)	
	624		11/24/08		2,878.86	2,202.28		676.58
	429		11/24/08		1,979.22	1,514.07		465.15
352	11/25/08	1,823.98	1,266.18		357.80			
125010900	769	FANUC LTD JAPAN-JPY	10/30/08	12/30/08	26,530.35	26,036.96		493.39
125011000	11,311	FINISAR CORP	05/16/08	12/30/08	4,232.55	17,116.94	(12,884.39)	
	860		05/21/08		321.81	1,522.20	(1,200.39)	
	3,012		06/09/08		1,127.08	5,298.11	(4,171.03)	
	8,223		09/19/08		3,077.04	9,878.29	(6,801.25)	
	2,890		09/23/08		1,081.43	3,655.27	(2,573.84)	
125011100	2,132.7913	FIRST HORIZON NATL CORP	08/25/08	12/30/08	20,879.27	21,089.50	(210.23)	
	890.2087		09/08/08		8,714.83	11,004.38	(2,289.55)	
	801		09/18/08		7,841.50	7,839.73		1.77
	1,308		09/29/08		12,804.85	10,988.96		1,815.89
125011200	1,184	FOSTERS GROUP LTD NEW SPONS ADR	10/06/08	12/30/08	4,469.57	5,253.29	(783.72)	
	1,434		10/07/08		5,413.32	6,128.49	(715.17)	
	4,726		10/09/08		17,840.55	19,302.40	(1,461.85)	

Ref 00009250 00081318

CITI GLOBAL IMPACT FUNDING

Account Number 692-72495-13 643

2  
0  
0  
8  
  
Y  
E  
A  
R  
  
E  
N  
D  
  
S  
U  
M  
M  
A  
R  
Y

Details of Short Term Gain (Loss), 2008 - continued

Reference number	Quantity	Security Description	Opening Trade Date	Closing Trade Date	Sale Proceeds	Cost	(Loss)	Gain			
125011300	77	FOUNDATION COAL HOLDINGS INC	03/31/08	12/30/08	\$ 992.77	\$ 3,867.60	(\$ 2,874.83)				
	171		04/21/08		2,204.72	10,931.59	(8,726.87)				
	30		05/21/08		386.79	2,026.80	(1,640.01)				
	7		06/09/08		90.25	522.90	(432.65)				
	169		08/22/08		2,178.94	10,467.34	(8,288.40)				
125011400	1,017	GAP INC DELAWARE	01/24/08	12/30/08	13,215.43	18,497.91	(5,282.48)				
	351		04/09/08		4,561.08	6,586.62	(2,025.54)				
	503		04/11/08		6,536.25	9,068.39	(2,532.14)				
	717		05/05/08		9,317.08	13,047.32	(3,730.24)				
	140		05/21/08		1,819.23	2,580.03	(760.80)				
	94		05/28/08		1,221.49	1,704.96	(483.47)				
	199		06/09/08		2,585.91	3,418.82	(832.91)				
	678		07/16/08		8,810.29	10,248.44	(1,438.15)				
	215		11/20/08		2,793.81	2,191.54	602.27				
125011500	376	GASCO ENERGY INC	05/21/08	12/30/08	120.32	1,521.97	(1,401.65)				
125011600	399	GAYLORD ENTERTAINMENT CO NEW	04/17/08	12/30/08	4,019.50	12,483.11	(8,463.61)				
	51		05/21/08		513.77	1,530.00	(1,016.23)				
	80		06/09/08		805.92	2,112.80	(1,306.88)				
	735		11/17/08		7,404.34	6,221.48	1,182.86				
125011700	85	GENERAL CABLE CORP	01/18/08	12/30/08	1,401.39	4,355.85	(2,954.46)				
	234		01/29/08		3,857.94	13,317.95	(9,460.01)				
	14		05/21/08		230.82	1,007.72	(776.90)				
	31		06/09/08		511.09	2,089.40	(1,578.31)				
	210		07/07/08		3,462.25	12,165.85	(8,703.60)				
	231		07/16/08		3,808.47	12,852.63	(9,044.16)				
	287		09/12/08		4,731.74	11,327.43	(6,595.69)				
	287		10/02/08		4,731.74	8,073.77	(3,342.03)				
	309		10/20/08		5,094.45	6,429.33	(1,334.88)				
	121		10/21/08		1,994.92	2,555.25	(560.33)				
	490		11/14/08		8,078.58	5,824.83	2,253.75				
	125011800		621		GENERAL ELECTRIC CO	12/31/07	12/30/08	9,709.34	23,020.04	(13,310.70)	
			350			05/16/08		5,472.25	11,231.36	(5,759.11)	
165		05/21/08	2,579.78	5,157.39		(2,577.61)					
57		06/09/08	891.20	1,712.28		(821.08)					
1,400		09/17/08	21,889.02	32,735.78		(10,846.76)					
206		09/17/08	3,220.81	4,811.95		(1,591.14)					
1,500		09/18/08	23,452.51	34,276.35		(10,823.84)					
1,200		09/22/08	18,762.01	32,220.60		(13,458.59)					
1,400		09/24/08	21,889.02	33,677.70		(11,788.68)					

Ref: 00009250 0C081319

CITI GLOBAL IMPACT FUNDING  
Account Number 692-72495-13 643

Details of Short Term Gain (Loss) 2008 - continued

Reference number	Quantity	Security Description	Opening Trade Date	Closing Trade Date	Sale Proceeds	Cost	(Loss)	Gain
125011900	303	GENZYME CORP	12/31/07	12/30/08	\$ 19,962.47	\$ 22,571.32	(\$ 2,608.85)	
	44		05/21/08		2,898.84	2,982.32	(83.48)	
	136		06/09/08		8,960.05	9,129.95	(169.90)	
125012000	182	GILEAD SCIENCES INC	12/31/07	12/30/08	9,285.61	8,408.38		877.23
	152		01/03/08		7,755.01	7,130.30		624.71
125012100	857	GIVAUDAN SA-CHF	12/09/08	12/30/08	13,326.27	11,720.33		1,605.94
	866		12/10/08		13,466.22	11,851.30		1,614.92
125012200	200	GLAXOSMITHKLINE PLC SP ADR	12/31/07	12/30/08	7,226.24	10,092.22	(2,865.98)	
	500		01/03/08		18,065.60	25,298.45	(7,232.85)	
	77		06/09/08		2,782.11	3,266.99	(484.88)	
125012300	895	GOLD FIELDS LTD SPONS ADR	05/22/08	12/30/08	8,626.94	12,683.49	(4,056.55)	
	234		05/23/08		2,255.54	3,319.27	(1,063.73)	
	1,055		06/18/08		10,169.19	11,448.54	(1,279.35)	
	74		09/05/08		713.29	617.90		95.39
	944		12/11/08		9,099.26	8,789.11		310.15
125012500	225	GOODRICH PETE CORP NEW	06/05/08	12/30/08	6,556.35	11,603.20	(5,046.85)	
	254		06/17/08		7,401.39	15,997.56	(8,596.17)	
	181		07/08/08		5,274.22	11,946.81	(6,672.59)	
	287		09/15/08		8,362.99	11,103.20	(2,740.21)	
	105		09/25/08		3,059.63	4,938.79	(1,879.16)	
	612		10/06/08		17,833.27	17,675.91		157.36
125012600	69	GOOGLE INC CLASS A	12/31/07	12/30/08	21,020.11	48,142.65	(27,122.54)	
	25		05/21/08		7,615.98	14,405.75	(6,789.77)	
	29		06/09/08		8,834.54	16,164.60	(7,330.06)	
125012700	1,422	GRUPO TELEVISA SA DE CV SPON ADR	04/01/08	12/30/08	20,619.59	35,873.79	(15,254.20)	
	130		06/10/08		1,885.05	3,278.60	(1,393.55)	
	814		08/05/08		11,803.35	18,400.14	(6,596.79)	
	80		09/05/08		1,160.03	1,817.00	(656.97)	
125012800	356	GUOCO GROUP LTD UNSPON ADR	12/12/08	12/30/08	4,093.97	4,160.22	(66.25)	
125012900	502	HAIN CELESTIAL GROUP INC	05/16/08	12/30/08	9,097.14	13,338.34	(4,241.20)	
	76		05/21/08		1,377.26	2,034.52	(657.26)	
	127		06/09/08		2,301.47	3,695.37	(1,393.90)	
125013000	155	HALLIBURTON CO HOLDINGS CO	12/31/07	12/30/08	2,667.55	5,883.80	(3,216.25)	
	45		01/03/08		774.45	1,784.25	(1,009.80)	
125013100	530	HANNOVER REINS CORP-EUR ADR	03/12/08	12/30/08	8,373.95	13,164.35	(4,790.40)	
	600		05/21/08		9,479.95	16,381.44	(6,901.49)	
125013200	600	HARTFORD FINL SVCS GROUP INC	05/14/08	12/30/08	9,678.54	41,970.84	(32,292.30)	
	600		05/21/08		9,678.56	41,688.72	(32,010.16)	

2  
0  
0  
8  
  
Y  
E  
A  
R  
  
E  
N  
D  
  
S  
U  
M  
M  
A  
R  
Y

Ref 00009250 00081320

CITI GLOBAL IMPACT FUNDING

Account Number 692-72495-13 643

Details of Short Term Gain (Loss) 2008 - continued

Reference number	Quantity	Security Description	Opening Trade Date	Closing Trade Date	Sale Proceeds	Cost	(Loss)	Gain
	600		05/29/08		\$ 9,678.54	\$ 42,594.36	(\$ 32,915.82)	
	600		06/05/08		9,678.54	43,366.44	(33,687.90)	
125013300	209	HEALTHWAYS INC	01/30/08	12/30/08	2,356.59	11,578.89	(9,222.30)	
	33		01/30/08		372.09	1,828.25	(1,456.16)	
	241		02/12/08		2,717.40	11,149.24	(8,431.84)	
	472		02/26/08		5,322.05	14,646.25	(9,324.20)	
	324		05/05/08		3,653.27	11,061.00	(7,407.73)	
	48		05/21/08		541.23	1,535.04	(993.81)	
	428		05/30/08		4,825.93	13,789.65	(8,963.72)	
125013400	146	H J HEINZ CO	01/11/08	12/30/08	5,462.12	6,735.63	(1,273.51)	
125013500	59	HENKEL KGAA SPONS ADR	07/17/08	12/30/08	1,566.44	2,110.69	(544.25)	
	125		07/18/08		3,318.73	4,567.76	(1,249.03)	
	161		07/21/08		4,274.53	6,093.29	(1,818.76)	
	259		07/23/08		6,876.41	9,938.61	(3,062.20)	
	312		07/24/08		8,283.55	11,966.07	(3,682.52)	
	90		07/25/08		2,389.49	3,436.56	(1,047.07)	
	268		07/28/08		7,115.36	10,564.29	(3,448.93)	
	225		07/29/08		5,973.72	8,623.87	(2,650.15)	
	96		07/30/08		2,548.79	3,718.77	(1,169.98)	
	290		07/31/08		7,699.46	11,110.60	(3,411.14)	
	168		08/05/08		4,460.37	6,536.16	(2,075.79)	
	70		09/05/08		1,858.48	2,338.00	(479.52)	
	229		09/17/08		6,079.92	7,960.75	(1,880.83)	
125013600	898	JACK HENRY & ASSOCIATES INC	06/02/08	12/30/08	16,828.25	20,905.62	(4,077.37)	
	46		06/09/08		862.03	1,060.30	(198.27)	
	479		07/17/08		8,976.31	10,258.93	(1,282.62)	
125013700	100	HEWLETT PACKARD CO	12/31/07	12/30/08	3,584.13	5,063.00	(1,478.87)	
125013800	595	HEXCEL CORP NEW	01/16/08	12/30/08	4,018.49	12,006.62	(7,988.13)	
	43		05/21/08		290.41	1,006.20	(715.79)	
	158		06/09/08		1,067.09	3,683.26	(2,616.17)	
	679		09/24/08		4,585.81	11,090.24	(6,504.43)	
125013900	170	HOLOGIC INC	04/22/08	12/30/08	2,068.89	4,568.58	(2,499.69)	
	228		04/24/08		2,774.74	6,628.80	(3,854.06)	
	284		04/29/08		3,456.26	8,536.30	(5,080.04)	
	430		04/30/08		5,233.07	12,833.57	(7,600.50)	
	559		05/01/08		6,802.99	12,856.44	(6,053.45)	
	392		05/28/08		4,770.61	9,359.98	(4,589.37)	
	210		06/04/08		2,555.69	5,137.23	(2,581.54)	
	452		06/09/08		5,500.81	10,285.26	(4,784.45)	

2  
0  
0  
8  
  
Y  
E  
A  
R  
  
E  
N  
D  
  
S  
U  
M  
M  
A  
R  
Y



Ref. 00009250 00081321

CITI GLOBAL IMPACT FUNDING

Account Number 692-72495-13 643

Details of Short Term Gain (Loss) 2008 - continued

2008 YEAR END SUMMARY

Reference number	Quantity	Security Description	Opening Trade Date	Closing Trade Date	Sale Proceeds	Cost	(Loss)	Gain
	319		06/23/08		\$ 3,882.21	\$ 7,334.16	(\$ 3,451.95)	
	179		06/25/08		2,178.42	4,067.22	(1,888.80)	
	420		07/01/08		5,111.37	9,198.55	(4,087.18)	
	334		08/08/08		4,064.76	6,889.18	(2,824.42)	
	647		09/17/08		7,873.94	12,427.19	(4,553.25)	
	209		09/26/08		2,543.52	4,130.15	(1,586.63)	
125014000	900	HOME DEPOT INC	01/18/08	12/30/08	20,532.76	24,415.29	(3,882.53)	
	200		01/23/08		4,562.83	5,537.34	(974.51)	
	1,000		01/24/08		22,814.17	29,409.40	(6,595.23)	
	174		03/19/08		3,969.67	4,788.76	(819.09)	
	1,190		03/26/08		27,148.87	33,586.20	(6,437.33)	
	536		05/21/08		12,228.39	14,454.47	(2,226.08)	
	283		06/04/08		6,456.41	7,730.74	(1,274.33)	
	95		06/09/08		2,167.35	2,567.85	(400.50)	
125014100	150	HONEYWELL INTL INC	12/31/07	12/30/08	4,833.86	9,215.85	(4,381.99)	
	191		01/03/08		6,155.11	11,528.28	(5,373.17)	
	70		05/21/08		2,255.80	4,288.20	(2,032.40)	
125014200	2,500	HOST HOTELS & RESORTS INC	02/07/08	12/30/08	17,281.40	42,617.00	(25,335.60)	
	2,300		02/20/08		15,898.89	37,902.39	(22,003.50)	
	2,800		03/03/08		19,355.17	46,411.96	(27,056.79)	
	920		03/10/08		6,359.56	14,880.17	(8,520.61)	
	1,180		03/11/08		8,156.82	19,726.53	(11,569.71)	
125014300	1,042	HUANENG POWER INTL SP ADR	12/11/08	12/30/08	29,385.79	27,173.59		2,212.20
125014400	910	INFOSYS TECHNOLOGIE SP ADR	03/12/08	12/30/08	22,125.07	32,433.77	(10,308.70)	
125014600	2,800	INTEL CORP	01/31/08	12/30/08	40,936.33	58,870.56	(17,934.23)	
	4,100		02/04/08		59,942.48	87,528.03	(27,585.55)	
	1,070		09/12/08		15,643.53	21,580.19	(5,936.66)	
	1,333		09/17/08		19,488.62	25,371.26	(5,882.64)	
	1,189		09/24/08		17,383.32	22,298.51	(4,915.19)	
	992		09/26/08		14,503.16	18,562.30	(4,059.14)	
	626		10/08/08		9,152.18	10,415.08	(1,262.90)	
125014700	118	INTERCONTINENTALEXCHANGE INC	12/31/07	12/30/08	9,272.93	22,459.53	(13,186.60)	
	50		05/21/08		3,929.21	7,488.00	(3,558.79)	
	18		06/09/08		1,414.51	2,271.42	(856.91)	
	767		07/30/08		60,274.05	79,652.18	(19,378.13)	
	431		10/06/08		33,869.77	32,303.88		1,565.89
125014800	48	INTL BUSINESS MACHINES CORP	05/21/08	12/30/08	3,980.71	5,989.44	(2,008.73)	
	41		06/09/08		3,400.19	5,127.87	(1,727.68)	

Ref: 00009250 00081322

CITI GLOBAL IMPACT FUNDING  
Account Number 692-72495-13 643

Details of Short Term Gain/(Loss) 2008 - continued

Reference number	Quantity	Security Description	Opening Trade Date	Closing Trade Date	Sale Proceeds	Cost	(Loss)	Gain
125015000	220	INTERPUBLIC GROUP OF COS INC	01/02/08	12/30/08	\$ 807.40	\$ 1,746.80	(\$ 939.40)	
	272		06/09/08		988.23	2,572.03	(1,573.80)	
125015100	45	INTUITIVE SURGICAL INC	12/31/07	12/30/08	5,549.49	14,692.50	(9,143.01)	
	20		05/21/08		2,466.44	5,933.00	(3,466.56)	
	19		06/09/08		2,343.12	5,272.31	(2,929.19)	
	305		11/06/08		37,613.24	53,543.06	(15,929.82)	
125015200	105	IRON MTN INC (DEL)	12/31/07	12/30/08	2,362.52	3,870.03	(1,507.51)	
125015400	596	JARDEN CORP	05/08/08	12/30/08	6,465.73	12,661.07	(6,195.34)	
	49		05/21/08		531.58	1,005.97	(474.39)	
	116		06/09/08		1,258.43	2,112.13	(853.70)	
	424		08/05/08		4,599.78	10,427.05	(5,827.27)	
	440		10/14/08		4,773.36	7,737.71	(2,964.35)	
125015500	408	JARDINE MATHESON HLDGS LTD-USD-ADR	03/31/08	12/30/08	7,448.44	12,924.18	(5,475.74)	
	165		04/02/08		3,012.24	5,038.46	(2,026.22)	
	503		04/03/08		9,182.76	15,420.02	(6,237.26)	
	79		06/10/08		1,442.22	2,571.45	(1,129.23)	
	39		09/05/08		711.99	1,105.65	(393.66)	
125015700	389	KBR INC	12/09/08	12/30/08	5,854.18	5,673.68		180.50
	329		12/10/08		4,951.22	5,063.05	(111.83)	
	358		12/10/08		5,387.65	5,509.33	(121.68)	
125015800	403	KLA-TENCOR CORP	11/17/08	12/30/08	8,790.22	7,233.53		1,556.69
	658		11/21/08		14,352.28	10,205.65		4,146.63
	250		12/08/08		5,452.89	4,852.93		600.06
125015900	100	KIMBERLY CLARK CORP	12/31/07	12/30/08	5,223.98	6,977.19	(1,753.21)	
	200		01/03/08		10,447.96	13,802.40	(3,354.44)	
	354		01/28/08		18,492.89	22,557.87	(4,064.98)	
	81		05/21/08		4,231.42	5,160.51	(929.09)	
	97		06/09/08		5,067.26	6,014.97	(947.71)	
	368		07/16/08		19,224.26	20,893.68	(1,669.42)	
125016000	427	KIRBY CORP	07/23/08	12/30/08	11,108.68	19,695.38	(8,586.70)	
	233		08/05/08		6,061.65	10,736.97	(4,675.32)	
	342		09/22/08		8,897.35	14,145.60	(5,248.25)	
	224		09/25/08		5,827.51	8,803.56	(2,976.05)	
	59		09/26/08		1,534.92	2,265.78	(730.86)	
125016100	200	KRAFT FOODS INC CLASS A	12/31/07	12/30/08	5,276.55	6,552.00	(1,275.45)	
	500		01/03/08		13,191.38	15,910.00	(2,718.62)	
	106		05/21/08		2,796.57	3,437.29	(640.72)	
	163		06/09/08		4,300.38	5,135.69	(835.31)	

2  
0  
0  
8  
  
Y  
E  
A  
R  
  
E  
N  
D  
  
S  
U  
M  
M  
A  
R  
Y

Ref. 00009250 00081323

CITI GLOBAL IMPACT FUNDING  
Account Number 692-72495-13 643

Details of Short Term Gain (Loss) 2008 - continued

Reference number	Quantity	Security Description	Opening Trade Date	Closing Trade Date	Sale Proceeds	Cost	(Loss)	Gain
125016200	4,696	LSI CORP	01/03/08	12/30/08	\$ 15,531.46	\$ 22,534.70	(\$ 7,003.24)	
	252		05/21/08		833.46	1,721.16	(887.70)	
	477		06/09/08		1,577.62	3,424.14	(1,846.52)	
	1,744		06/26/08		5,768.07	11,195.78	(5,427.71)	
	1,465		12/22/08		4,845.32	5,413.47	(568.15)	
125016300	220	LAFARGE SPONS ADR NEW	03/12/08	12/30/08	3,343.98	9,404.60	(6,060.62)	
	200	LAFARGE COPPEE	06/09/08		3,039.98	8,690.00	(5,650.02)	
125016400	113	LAS VEGAS SANDS CORP	12/31/07	12/30/08	847.58	11,696.34	(11,048.76)	
	435		02/11/08		2,492.88	39,525.67	(37,032.79)	
	1,804		04/17/08		10,338.31	122,093.10	(111,754.79)	
	115		06/09/08		859.04	6,850.09	(6,191.05)	
	1,799		11/06/08		10,309.65	16,658.87	(6,349.22)	
	12,128		11/21/08		69,502.75	37,236.96		32,265.79
125016500	346	ESTEE LAUDER COS INC CL A	12/02/08	12/30/08	10,449.59	9,075.37		1,374.22
	194		12/09/08		5,859.02	5,531.81		327.21
	195		12/16/08		5,889.22	5,850.96		38.26
	100		12/19/08		3,020.11	2,964.30		55.81
125016600	275	LEAP WIRELESS INTERNATIONAL INC NEW	01/11/08	12/30/08	6,935.18	11,354.75	(4,419.57)	
	9		05/21/08		226.97	531.18	(304.21)	
	55		06/09/08		1,387.04	3,144.35	(1,757.31)	
	361		10/28/08		9,104.00	7,924.64		1,179.36
125016700	1,507	LENNAR CORP CLASS A	10/15/08	12/30/08	12,817.41	13,304.70	(487.29)	
	401		10/15/08		3,410.61	3,540.27	(129.66)	
	553		10/17/08		4,703.40	4,732.52	(29.12)	
	918		10/22/08		7,807.82	8,063.90	(256.08)	
	825		10/31/08		7,016.83	5,952.79		1,064.04
	204		11/03/08		1,735.07	1,625.39		109.68
	709		11/21/08		6,030.23	2,466.82		3,563.41
125016800	470	LIFE TIME FITNESS INC	06/17/08	12/30/08	5,718.55	17,005.44	(11,286.89)	
	525		07/02/08		6,387.74	15,489.86	(9,102.12)	
	360		07/22/08		4,380.17	12,247.42	(7,867.25)	
125016900	100	LINCOLN NATIONAL CORP -IND-	12/31/07	12/30/08	1,786.38	5,884.26	(4,097.88)	
	300		01/03/08		5,359.14	16,754.01	(11,394.87)	
	465		08/19/08		8,306.67	22,299.54	(13,992.87)	
	135		08/20/08		2,411.61	6,448.60	(4,036.99)	
	1,400		09/19/08		25,009.32	77,105.70	(52,096.38)	
	1,200		10/01/08		21,436.56	49,333.92	(27,897.36)	
	684		11/24/08		12,218.84	4,475.34		7,743.50
	638		11/25/08		11,397.10	5,738.81		5,658.29

2008 YEAR END SUMMARY

Ref. 00009250 00081324

CITI GLOBAL IMPACT FUNDING  
Account Number 692-72495-13 643

Details of Short Term Gain (Loss) 2008 - continued

Reference number	Quantity	Security Description	Opening Trade Date	Closing Trade Date	Sale Proceeds	Cost	(Loss)	Gain
	685		12/10/08		\$ 12,236.70	\$ 11,503.00		\$ 733.70
	2,515		12/11/08		44,927.48	43,593.50		1,333.96
125017100	242	LOUISIANA PACIFIC CORP	06/09/08	12/30/08	346.06	2,574.40	(2,228.34)	
125017200	300	MACQUARIE GROUP SPONS ADR	03/12/08	12/30/08	5,807.97	14,184.12	(8,376.15)	
125017300	27	MAGELLAN HEALTH SVCS INC-NEW	05/21/08	12/30/08	1,040.28	1,014.12		26.16
	109		06/09/08		4,199.64	4,204.13	(4.49)	
	325		07/07/08		12,521.84	11,634.22		887.62
125017400	345	MAGNA INTERNATIONAL CL A	10/07/08	12/30/08	9,585.32	14,305.53	(4,720.21)	
	438		11/10/08		12,169.19	14,310.80	(2,141.41)	
	140		12/11/08		3,889.70	4,216.86	(327.16)	
125017500	521	MAKITA CORP ADR -USD- FORMERLY MAKITA ELEC WKS LTD	12/08/08	12/30/08	11,380.09	9,140.84		2,239.25
	1,043		12/09/08		22,782.01	19,515.99		3,266.02
125017600	200	MARATHON OIL CORP	01/03/08	12/30/08	5,275.73	12,388.00	(7,112.27)	
	382		12/19/08		10,076.65	9,965.46		111.19
125017700	9,555	MARKS & SPENCER GROUP PLC SPONSORED ADR	12/22/08	12/30/08	58,762.92	62,521.23	(3,758.31)	
125017800	28	MARTEK BIOSCIENCES CORP	05/21/08	12/30/08	837.45	1,005.20	(167.75)	
	137		06/09/08		4,097.51	4,760.75	(663.24)	
125017900	16	MARVEL ENTERTAINMENT INC	05/21/08	12/30/08	487.12	518.24	(31.12)	
	61		06/09/08		1,857.16	2,104.50	(247.34)	
125018000	600	MATTEL INC DE	12/31/07	12/30/08	9,463.45	11,385.54	(1,922.09)	
	841		12/31/07		13,264.60	15,971.35	(2,706.75)	
	1,100		01/03/08		17,349.65	19,954.00	(2,604.35)	
	86		05/21/08		1,356.43	1,720.86	(364.43)	
	128		06/09/08		2,018.87	2,562.24	(543.37)	
	393		06/18/08		6,198.56	7,621.06	(1,422.50)	
	987		10/15/08		15,567.34	14,066.92		1,500.42
125018200	99	MEADWESTVACO CORP	05/21/08	12/30/08	1,054.16	2,596.77	(1,542.61)	
	174		06/09/08		1,852.75	4,276.45	(2,423.70)	
125018300	2,799	MEDIASET S P A SPONSORED ADR-USD	04/29/08	12/30/08	47,330.82	74,464.60	(27,133.78)	
125018400	383	MEDNAX INC	10/01/08	12/30/08	12,254.05	18,099.93	(5,845.88)	
	168		10/14/08		5,375.15	6,720.50	(1,345.35)	
125018500	430	MICROS SYSTEMS INC	05/07/08	12/30/08	6,733.98	13,076.21	(6,342.23)	
	31		05/21/08		485.47	1,007.50	(522.03)	
	153		06/09/08		2,396.04	4,725.96	(2,329.92)	
	421		11/05/08		6,593.03	7,131.28	(538.25)	

2  
0  
8  
Y  
E  
A  
R  
E  
N  
D  
S  
U  
M  
M  
A  
R  
Y

Ref: 00009250 00081325

CITI GLOBAL IMPACT FUNDING

Account Number 692-72495-13 643

2  
0  
0  
8  
  
Y  
E  
A  
R  
  
E  
N  
D  
  
S  
U  
M  
M  
A  
R  
Y

Details of Short-Term Gain (Loss) 2008 - continued

Reference number	Quantity	Security Description	Opening Trade Date	Closing Trade Date	Sale Proceeds	Cost	(Loss)	Gain
125018600	164	MICROSOFT CORP	12/31/07	12/30/08	\$ 3,152.06	\$ 5,859.72	(\$ 2,707.66)	
	275		01/03/08		5,285.47	9,762.50	(4,477.03)	
	1,125		05/21/08		21,622.38	32,353.31	(10,730.93)	
	490		10/21/08		8,417.75	11,920.38	(2,502.63)	
125018700	2,641	MINDRAY MED INTL LTD-CNY SPONS ADR REPSTG CL A	10/15/08	12/30/08	48,476.34	70,750.01	(22,273.67)	
	943		11/06/08		17,309.04	21,712.67	(4,403.63)	
125018900	1,284	MIZUHO FINL GROUP INC-JPY SPONS ADR	06/07/08	12/30/08	7,280.37	13,681.66	(6,401.29)	
	335		05/08/08		1,899.47	3,387.42	(1,487.95)	
	540		05/15/08		3,061.84	5,566.91	(2,505.07)	
	545		05/16/08		3,090.19	5,726.53	(2,636.34)	
	744		05/22/08		4,218.53	7,545.13	(3,326.60)	
	153		06/10/08		867.52	1,585.08	(717.56)	
	1,572		07/23/08		8,913.35	16,946.95	(8,033.60)	
175	09/05/08	992.25	1,343.56	(351.31)				
125019000	1,174	MONSANTO CO NEW	10/10/08	12/30/08	81,199.25	91,217.33	(10,018.08)	
	304		12/05/08		21,026.04	21,670.88	(644.84)	
125019100	241	MOODYS CORPORATION	12/31/07	12/30/08	4,774.17	8,686.44	(3,912.27)	
	302		05/21/08		5,982.59	12,016.55	(6,033.96)	
	79		06/09/08		1,564.98	3,043.87	(1,478.89)	
125019200	1,159	MOTOROLA INC DE	12/31/07	12/30/08	4,740.28	18,642.40	(13,902.12)	
	871		01/24/08		3,562.37	8,870.35	(5,307.98)	
	898		03/26/08		3,672.80	9,012.87	(5,340.07)	
	720		05/21/08		2,944.78	6,890.40	(3,945.62)	
	96		06/09/08		392.64	853.44	(460.80)	
	1,407		09/12/08		5,754.60	11,536.70	(5,782.10)	
	1,681		10/15/08		6,875.25	8,998.90	(2,123.65)	
125019300	344	MTU AERO ENGINES HLDGS AG UNSPON ADR	11/03/08	12/30/08	4,575.17	3,552.52		1,022.65
	378		10/30/08		5,027.37	3,825.66		1,201.71
	532		11/05/08		7,075.56	6,060.17		1,015.39
	534		11/06/08		7,102.16	5,829.25		1,272.91
125019400	426	NBTY INC	01/08/08	12/30/08	6,447.86	10,937.55	(4,489.69)	
	513		01/10/08		7,764.66	12,568.29	(4,803.63)	
	32		05/21/08		484.35	1,006.72	(522.37)	
	140		06/09/08		2,119.01	4,734.07	(2,615.06)	
125019500	399	NII HLDGS INC CLASS B NEW	10/24/08	12/30/08	7,027.35	6,019.95		1,007.40
	399		10/24/08		7,027.34	6,019.95		1,007.39
	395		10/27/08		6,956.90	6,402.59		554.31
	329		11/14/08		5,794.48	5,654.49		139.99

Ref: 00009250 00081326

CITI GLOBAL IMPACT FUNDING  
Account Number 692-72495-13 643

Details of Short Term Gain (Loss) 2008 - continued

2  
0  
0  
8  
  
Y  
E  
A  
R  
  
E  
N  
D  
  
S  
U  
M  
M  
A  
R  
Y

Reference number	Quantity	Security Description	Opening Trade Date	Closing Trade Date	Sale Proceeds	Cost	(Loss)	Gain
125019600	368	NATIONAL OILWELL VARCO INC	12/31/07	12/30/08	\$ 8,808.10	\$ 27,139.63	(\$ 18,331.53)	
	184		04/18/08		4,404.05	13,776.85	(9,372.80)	
	455		05/21/08		10,890.45	38,401.27	(27,510.82)	
	140		06/09/08		3,350.91	12,229.00	(8,878.09)	
	815		10/07/08		19,507.08	28,155.15	(8,648.07)	
	800		11/06/08		19,148.06	22,839.60	(3,691.54)	
125019700	1,358	NEWALLIANCE BANCSHARES INC	03/13/08	12/30/08	17,167.19	17,128.99		38.20
	882		04/21/08		11,149.83	11,901.09	(751.26)	
	205		06/09/08		2,591.51	2,636.05	(44.54)	
125019800	373	NIDEC CORPORATION	01/04/08	12/30/08	3,564.52	7,069.92	(3,505.40)	
	676	SPON ADR	03/24/08		6,460.09	10,787.07	(4,326.98)	
	281		05/22/08		2,685.33	5,184.45	(2,499.12)	
	757		08/05/08		7,234.15	13,221.08	(5,986.93)	
	178		09/05/08		1,701.03	2,945.01	(1,243.98)	
125019900	104	NIKE INC CL B	12/31/07	12/30/08	5,095.14	6,696.28	(1,601.14)	
	213		01/03/08		10,435.23	13,315.10	(2,879.87)	
125020000	601	NINTENDO CO LTD ADR NEW	10/30/08	12/30/08	28,048.51	23,656.56		4,391.95
125020100	1,350	NIPPON TEL & TEL SPON ADR	03/12/08	12/30/08	36,589.65	28,605.96		7,983.69
125020200	4,530	NIPPON YUSEN KABUSHIKI	11/19/08	12/30/08	54,359.69	43,220.73		11,138.96
	995	KAISHA-JPY SPONS ADR	12/17/08		11,939.93	12,129.05	(189.12)	
125020300	1,596	NOBEL BIOCARE HOLDING AS	10/30/08	12/30/08	15,800.31	13,433.53		2,366.78
	529	UNSPON ADR	11/03/08		5,237.07	4,386.20		850.87
	820		10/30/08		8,117.95	6,901.94		1,216.01
	58		12/09/08		574.20	442.58		131.62
125020400	681	NOKIA CORP SPONSORED ADR	06/17/08	12/30/08	10,678.29	17,460.91	(6,782.62)	
125020500	4,000	NORSK HYDRO A S SPONS ADR	05/21/08	12/30/08	15,699.91	67,056.00	(51,356.09)	
	970		06/09/08		3,807.23	15,180.50	(11,373.27)	
125020600	1,562	ON SEMICONDUCTOR CORP	02/07/08	12/30/08	5,107.87	10,153.47	(5,045.60)	
	1,862		03/18/08		6,088.89	9,319.68	(3,230.79)	
	104		05/21/08		340.09	1,015.98	(675.89)	
	329		06/09/08		1,075.86	3,158.07	(2,082.21)	
125020900	2,437	PMC SIERRA INC	01/18/08	12/30/08	11,573.48	12,525.21	(951.73)	
	118		05/21/08		560.39	1,019.40	(459.01)	
	500		06/09/08		2,374.54	4,224.50	(1,849.96)	
125021000	275	PAETEC HOLDING CORP	01/11/08	12/30/08	360.50	2,312.20	(1,951.70)	
	1,198		01/14/08		1,570.45	10,034.33	(8,463.88)	
	1,159		01/25/08		1,519.32	10,603.11	(9,083.79)	
	1,275		02/12/08		1,671.39	11,240.78	(9,569.39)	

Ref: 00009250 00081327

CITI GLOBAL IMPACT FUNDING

Account Number 692-72495-13 643

Details of Short Term Gain/(Loss) 2008 *continued*

Reference number	Quantity	Security Description	Opening Trade Date	Closing Trade Date	Sale Proceeds	Cost	(Loss)	Gain
	1,439							
	1,686		03/05/08		\$ 1,886.37	\$ 11,379.04	(\$ 9,492.67)	
	566		03/25/08		2,210.17	11,810.26	(9,600.09)	
	1,033		04/23/08		741.96	4,082.11	(3,340.15)	
	128		04/24/08		1,354.15	7,892.12	(6,537.97)	
	378		05/21/08		167.79	1,018.88	(851.09)	
			06/09/08		495.52	3,166.88	(2,671.36)	
125021100	1,139	PATRIOT COAL CORP	09/17/08	12/30/08	7,231.01	37,202.59	(29,971.58)	
	283		09/18/08		1,796.64	9,045.13	(7,248.49)	
	285		09/19/08		1,809.34	9,823.29	(8,013.95)	
	375		10/02/08		2,380.72	8,531.10	(6,150.38)	
125021200	400	PFIZER INC	12/31/07	12/30/08	7,048.88	9,096.00	(2,047.12)	
	778		12/31/07		13,710.07	17,706.66	(3,996.59)	
	900		01/03/08		15,859.98	20,880.00	(5,020.02)	
	2,200		05/21/08		38,768.84	44,000.00	(5,231.16)	
	86		05/21/08		1,515.51	1,720.00	(204.49)	
	285		06/09/08		5,022.35	5,137.78	(115.43)	
125021300	658	PINNACLE ENTMT INC	04/02/08	12/30/08	4,514.12	9,290.89	(4,776.77)	
	205		04/16/08		1,406.37	2,670.10	(1,263.73)	
	792		04/18/08		5,433.41	11,253.21	(5,819.80)	
	105		05/21/08		720.34	1,529.22	(808.88)	
	278		06/09/08		1,907.18	3,683.31	(1,776.13)	
	961		06/12/08		6,592.81	11,880.75	(5,287.94)	
	1,394		10/03/08		9,563.33	8,630.67		932.66
125021400	94	PRAXAIR INC	12/31/07	12/30/08	5,474.19	8,397.96	(2,923.77)	
	11		01/03/08		640.60	979.97	(339.37)	
125021500	775	PRIDE INTERNATIONAL INC (DEL)	12/03/08	12/30/08	11,859.76	10,815.98		1,043.78
125021600	260	PRUDENTIAL PLC ADR	03/12/08	12/30/08	3,006.34	6,933.11	(3,926.77)	
	600		05/21/08		6,937.70	15,715.32	(8,777.62)	
	360		06/09/08		4,162.62	9,167.90	(5,005.28)	
125021700	123	PUBLICIS GROUPE ADR	03/31/08	12/30/08	3,136.48	4,685.02	(1,548.54)	
	155		04/01/08		3,952.48	6,022.12	(2,069.64)	
	161		04/02/08		4,105.48	6,332.31	(2,226.83)	
	42		06/10/08		1,070.99	1,608.60	(537.61)	
	607		08/05/08		15,478.41	20,343.18	(4,864.77)	
	37		09/05/08		943.49	1,224.70	(281.21)	
	576		12/08/08		14,687.92	13,685.24		1,002.68
125021800	374	QWEST COMMUNICATIONS INTL	05/21/08	12/30/08	1,275.73	1,723.13	(447.40)	
	552		06/09/08		1,882.92	2,575.63	(692.71)	

2008 YEAR END SUMMARY

Ref 00009250 00081328

CITI GLOBAL IMPACT FUNDING  
Account Number 692-72495-13 643

2  
0  
0  
8  
  
Y  
E  
A  
R  
  
E  
N  
D  
  
S  
U  
M  
M  
A  
R  
Y

Details of Short Term Gain (Loss) 2008: continued

Reference number	Quantity	Security Description	Opening Trade Date	Closing Trade Date	Sale Proceeds	Cost	(Loss)	Gain
125021900	400	RWE AG SPONS ADR -USD	03/12/08	12/30/08	\$ 36,205.28	\$ 49,564.44	(\$ 13,359.16)	
125022000	3,533	RF MICRO DEVICES INC	01/23/08	12/30/08	2,649.37	10,766.82	(8,117.45)	
	3,847		05/06/08		2,884.85	13,258.30	(10,373.45)	
	3,434		05/07/08		2,575.14	11,566.40	(8,991.26)	
	133		05/21/08		99.74	509.26	(409.52)	
	3,450		06/03/08		2,587.14	14,002.17	(11,415.03)	
	1,362		06/09/08		1,021.36	5,269.58	(4,248.22)	
	2,910		06/11/08		2,182.20	10,604.62	(8,422.42)	
	3,913		07/02/08		2,934.34	12,293.08	(9,358.74)	
125022200	957	REGAL ENTERTAINMENT GROUP CL A	07/11/08	12/30/08	9,101.88	14,415.10	(5,313.22)	
	1,007		07/15/08		9,577.42	15,411.83	(5,834.41)	
	671		10/28/08		6,381.78	7,208.82	(827.04)	
	573		11/24/08		5,449.71	4,882.42		567.29
	559		12/08/08		5,316.56	5,757.25	(440.69)	
125022400	100	REYNOLDS AMERICAN INC	12/31/07	12/30/08	4,052.85	6,626.00	(2,573.15)	
	300		01/03/08		12,158.54	19,737.63	(7,579.09)	
125022500	60	RICOH CO LTD ADR-NEW	03/12/08	12/30/08	3,705.65	4,618.80	(913.15)	
	161		10/30/08		9,943.50	8,418.09		1,525.41
	293		11/19/08		18,095.93	14,201.71		3,894.22
125022600	645	RIVERBED TECHNOLOGY INC	05/19/08	12/30/08	6,896.43	11,556.27	(4,659.84)	
	606		06/02/08		6,479.43	10,609.12	(4,129.69)	
125022700	1,700	ROLLS ROYCE GROUP PLC SPONSORED ADR	08/14/08	12/30/08	40,374.77	62,266.92	(21,892.15)	
125022800	62	ROYAL DUTCH SHELL PLC ADR	06/10/08	12/30/08	3,266.75	5,154.68	(1,887.93)	
	22	CL A	09/05/08		1,159.18	1,360.92	(201.74)	
125022900	1,137	RYANAIR HLDGS PLC SPON ADR	07/28/08	12/30/08	33,955.86	31,415.77		2,540.09
	14		08/04/08		418.10	331.24		86.86
	39		09/05/08		1,164.71	895.44		269.27
	494		10/08/08		14,753.03	8,635.42		6,117.61
125023000	14	SBA COMMUNICATIONS CORP	05/21/08	12/30/08	216.38	503.72	(287.34)	
	91		06/09/08		1,406.45	3,162.25	(1,755.80)	
	528		09/23/08		8,160.51	14,637.90	(6,477.39)	
	393		10/01/08		6,074.02	9,833.25	(3,759.23)	
	444		10/10/08		6,862.25	5,946.23		916.02
	363		10/14/08		5,610.35	6,904.70	(1,294.35)	
125023100	1,576	SABMILLER PLC SPON ADR	03/31/08	12/30/08	26,819.27	34,834.33	(8,015.06)	
	97		06/10/08		1,650.68	2,366.80	(716.12)	
	57		09/05/08		969.98	1,174.20	(204.22)	



Ref 00009250 00081329

CITI GLOBAL IMPACT FUNDING  
Account Number 692-72495-13 643

Details of Short Term Gain (Loss) 2008 - continued

Reference number	Quantity	Security Description	Opening Trade Date	Closing Trade Date	Sale Proceeds	Cost	(Loss)	Gain
125023200	298	SALESFORCE.COM INC	12/31/07	12/30/08	\$ 9,189.32	\$ 18,750.19	(\$ 9,580.87)	
	24		05/21/08		738.47	1,510.56	(772.09)	
	54		06/09/08		1,661.55	3,816.72	(2,155.17)	
125023400	1,329	SARA LEE CORP	03/27/08	12/30/08	12,579.44	18,203.31	(5,623.87)	
	512		04/01/08		4,846.26	7,216.84	(2,370.58)	
	647		04/11/08		6,124.08	9,057.03	(2,932.95)	
	477		04/23/08		4,514.97	6,602.82	(2,087.85)	
	1,259		06/02/08		11,916.87	17,237.60	(5,320.73)	
	375		06/04/08		3,549.50	5,140.09	(1,590.59)	
	130		06/09/08		1,230.49	1,717.04	(486.55)	
	1,018		09/12/08		9,635.72	14,415.39	(4,779.67)	
	522		09/23/08		4,940.92	6,880.48	(1,939.56)	
125023500	484	SAVVIS INC-NEW	01/18/08	12/30/08	2,856.60	10,761.55	(7,904.95)	
	240		04/04/08		1,416.50	4,618.25	(3,201.75)	
	442		04/07/08		2,608.71	8,560.26	(5,951.55)	
	315		04/28/08		1,859.15	6,238.26	(4,379.11)	
	90		05/21/08		531.19	1,515.60	(984.41)	
	302		06/09/08		1,782.42	4,752.27	(2,969.85)	
	759		06/16/08		4,479.67	12,020.28	(7,540.61)	
125023600	245	SCHLUMBERGER LTD	12/31/07	12/30/08	10,047.25	24,135.88	(14,088.63)	
	186		05/21/08		7,627.71	19,641.45	(12,013.74)	
	72		06/09/08		2,952.66	7,581.60	(4,628.94)	
125023700	527	SCIENTIFIC GAMES CORP CL A	12/11/08	12/30/08	8,950.57	8,664.51		286.06
	329		12/18/08		5,587.73	5,732.33	(144.60)	
125023800	404	SECHE ENVIRONMENT SA-EUR	12/15/08	12/30/08	4,969.17	4,556.80		412.37
	227		12/17/08		2,792.08	2,756.53		35.55
125023900	31	SECOM LTD ADR	05/22/08	12/30/08	3,162.06	3,059.70		102.36
	40		06/10/08		4,080.08	3,842.00		238.08
	108		08/05/08		11,016.21	10,111.52		904.69
	20		09/05/08		2,040.03	1,854.80		185.23
125024000	184	SEVEN & I HLDGS CO LTD-JPY	12/08/08	12/30/08	12,245.13	11,542.72		702.41
	184		12/09/08		12,245.13	11,710.81		534.32
125024100	328 1987	SILICONWARE PRECISION INDS SPON ADR	05/22/08	12/30/08	1,427.91	2,797.80	(1,369.89)	
	406 9639		06/10/08		1,770.61	3,262.80	(1,492.19)	
	192		09/05/08		835.35	1,128.46	(293.11)	
125024200	787	SOCIETE GENERALE SPON ADR	04/28/08	12/30/08	7,948.65	18,899.02	(10,950.37)	
	554		08/06/08		5,595.37	11,447.30	(5,851.93)	
	45		09/05/08		454.50	812.25	(357.75)	

2  
0  
8  
  
Y  
E  
A  
R  
  
E  
N  
D  
  
S  
U  
M  
M  
A  
R  
Y

Ref: 00009250 00081330

CITI GLOBAL IMPACT FUNDING  
Account Number 692-72495-13 643

Details of Short Term Gain (Loss) 2008 - continued

Reference number	Quantity	Security Description	Opening Trade Date	Closing Trade Date	Sale Proceeds	Cost	(Loss)	Gain
	1,104		09/17/08		\$ 11,150.34	\$ 18,031.30	(\$ 6,880.96)	
	818		10/06/08		8,261.75	13,769.39	(5,507.64)	
125024400	847	STARBUCKS CORP	12/31/07	12/30/08	7,804.72	17,326.15	(9,521.43)	
	403		05/21/08		3,713.46	6,785.43	(3,071.97)	
	719		06/09/08		6,625.26	12,962.71	(6,337.45)	
125024500	680	STATOILHYDRO ASA SPONS ADR	04/29/08	12/30/08	11,076.32	24,306.53	(13,230.21)	
125024600	114	STRYKER CORP	12/31/07	12/30/08	4,463.22	8,549.86	(4,086.64)	
	60		05/21/08		2,349.06	3,773.40	(1,424.34)	
	132		06/09/08		5,167.94	8,390.98	(3,223.04)	
125024700	4,682	SUMITOMO MITSUI FINL GROUP INC ADR	04/24/08	12/30/08	18,634.25	35,173.06	(16,538.81)	
	4,945		04/25/08		19,680.99	38,182.82	(18,501.83)	
	1,620		05/02/08		6,447.56	14,009.60	(7,562.04)	
	765		05/22/08		3,044.68	6,303.60	(3,258.92)	
	544		06/10/08		2,165.11	4,515.20	(2,350.09)	
	514		08/05/08		2,045.71	3,459.07	(1,413.36)	
	443		09/05/08		1,763.13	2,405.49	(642.36)	
125024800	494	SYMRISE AS UNSPON ADR	11/05/08	12/30/08	6,817.16	6,677.40		139.76
	957		11/06/08		13,206.63	12,296.21		910.32
	613		12/04/08		8,459.35	6,997.70		1,461.65
125024900	2,774	THK CO LTD UNSPON ADR	10/30/08	12/30/08	13,869.92	19,952.83	(6,082.91)	
	964		11/19/08		4,819.97	4,839.28	(19.31)	
125025000	40	TNT N V SPONSORED ADR-USD	03/12/08	12/30/08	762.00	1,526.00	(764.00)	
125025100	200	TALISMAN ENERGY INC	03/12/08	12/30/08	1,928.09	3,503.20	(1,575.11)	
125025200	154	TELEFONICA S A SPON ADR	07/02/08	12/30/08	10,358.35	12,587.56	(2,229.21)	
125025300	145	TELENOR ASA ADR REPSTG	03/12/08	12/30/08	2,851.21	8,623.14	(5,771.93)	
	150		05/21/08		2,949.54	9,652.50	(6,702.96)	
125025400	1,881	TELSTRA LTD SPONS ADR	10/07/08	12/30/08	24,229.40	29,707.76	(5,478.36)	
	1,878	FINAL INSTALMENT	10/30/08		24,190.75	26,452.76	(2,262.01)	
	420		12/16/08		5,410.07	4,885.44		\$24.63
125025500	2,491	TENET HEALTHCARE CORP	03/26/08	12/30/08	2,740.08	13,107.39	(10,367.31)	
	303		06/09/08		333.30	1,714.43	(1,381.13)	
	3,603		11/05/08		3,963.27	9,123.88	(5,160.61)	
125025600	87	TERREMARK WORLDWIDE INC	05/21/08	12/30/08	303.03	506.34	(203.31)	
	302	NEW	06/09/08		1,051.92	2,106.75	(1,054.83)	

2008 YEAR END SUMMARY

Ref: 00009250 00081331

CITI GLOBAL IMPACT FUNDING  
Account Number 692-72495-13 643

2  
0  
0  
8  
  
Y  
E  
A  
R  
  
E  
N  
D  
  
S  
U  
M  
M  
A  
R  
Y

Details of Short Term Gain (Loss) 2008 - continued

Reference number	Quantity	Security Description	Opening Trade Date	Closing Trade Date	Sale Proceeds	Cost	(Loss)	Gain
125025700	110	TEVA PHARMACEUTICAL INDS	02/12/08	12/30/08	\$ 4,610.18	\$ 5,153.63	(\$ 543.45)	
	160	LTD ADR	06/10/08		6,705.72	7,003.52	(297.80)	
	29		09/05/08		1,215.41	1,381.27	(165.86)	
125025800	350	3M COMPANY	05/29/08	12/30/08	19,826.55	27,097.49	(7,270.94)	
	600		06/04/08		33,988.37	46,260.96	(12,272.59)	
	600		06/09/08		33,988.36	45,392.04	(11,403.68)	
125026000	34	TOKIO MARINE HLDGS INC	05/22/08	12/30/08	989.39	1,392.30	(402.91)	
	136	ADR	06/10/08		3,957.58	5,548.80	(1,591.22)	
	78		09/05/08		2,269.79	2,554.50	(284.71)	
125026100	945	TOMRA SYSTEMS A/S	03/31/08	12/30/08	2,920.03	7,221.41	(4,301.38)	
	945	SPONSORED ADR NEW	04/01/08		2,920.03	7,179.07	(4,259.04)	
	490		04/02/08		1,514.09	3,751.49	(2,237.40)	
	154		05/22/08		475.86	1,193.50	(717.64)	
	828		08/05/08		2,558.50	5,729.18	(3,170.68)	
	1,058		08/06/08		3,269.20	7,510.42	(4,241.22)	
	437		08/22/08		1,350.32	3,168.25	(1,817.93)	
	164		09/05/08		506.76	967.60	(460.84)	
	353		10/29/08		1,090.77	1,648.79	(558.02)	
125026200	600	TOTAL S A SPONS ADR	01/03/08	12/30/08	33,011.88	51,122.10	(18,110.22)	
	105		01/08/08		5,777.08	8,989.74	(3,212.66)	
	395		01/09/08		21,732.82	34,201.71	(12,468.89)	
125026300	100	TRAVELERS COMPANIES INC	12/31/07	12/30/08	4,393.76	5,407.55	(1,013.79)	
	300		01/03/08		13,181.27	15,872.01	(2,690.74)	
	104		05/21/08		4,569.51	5,178.78	(609.27)	
	125		06/09/08		5,492.19	5,975.00	(482.81)	
125026400	1,356	U S AIRWAYS GROUP INC	10/30/08	12/30/08	10,011.69	12,510.18	(2,498.49)	
	761		11/06/08		5,818.66	6,383.50	(764.84)	
	798		12/04/08		5,891.84	5,688.78		203.06
125026500	141	UNITED OVERSEAS BANK LTD	05/22/08	12/30/08	2,554.91	4,165.14	(1,610.23)	
	87	SPONS ADR	06/10/08		1,576.43	2,414.25	(837.82)	
	95		09/05/08		1,721.39	2,421.55	(700.16)	
125026600	235	UNITED STATES STEEL CORP NEW	11/03/08	12/30/08	8,794.14	8,902.31	(108.17)	
	177		11/07/08		6,823.67	6,043.35		580.32
	110		11/11/08		4,116.41	3,558.34		558.07
	165		11/14/08		6,174.61	4,998.38		1,176.23
	161		11/21/08		6,024.92	3,714.95		2,309.97
	206		11/25/08		7,708.91	5,543.50		2,165.41
	67		12/02/08		2,507.27	1,801.01		706.26

Ref 00009250 00081332

CITI GLOBAL IMPACT FUNDING  
Account Number 692-72495-13 643

Details of Short Term Gain (Loss) 2008 - continued

Reference number	Quantity	Security Description	Opening Trade Date	Closing Trade Date	Sale Proceeds	Cost	(Loss)	Gain
125026700	121	UNITED TECHNOLOGIES CORP	12/31/07	12/30/08	\$ 6,358.51	\$ 9,251.01	(\$ 2,892.50)	
	116		01/03/08		6,095.77	8,873.70	(2,777.93)	
125026800	200	V F CORP	12/31/07	12/30/08	10,713.82	13,847.70	(3,133.88)	
	200		01/03/08		10,713.82	13,332.48	(2,618.66)	
125026900	316	VALERO ENERGY CORP-NEW	06/19/08	12/30/08	6,704.19	13,823.07	(7,118.88)	
	195		06/20/08		4,137.08	8,391.10	(4,254.02)	
	96		06/23/08		2,036.71	4,108.41	(2,071.70)	
	135		06/26/08		2,864.13	5,586.00	(2,721.87)	
	96		07/01/08		2,036.71	3,856.01	(1,819.30)	
	104		07/08/08		2,206.44	3,741.31	(1,534.87)	
	270		08/18/08		5,728.26	9,034.52	(3,306.26)	
	171		09/03/08		3,627.90	5,786.38	(2,158.48)	
	214		09/05/08		4,540.18	7,075.27	(2,535.09)	
	165		09/10/08		3,500.60	4,965.26	(1,464.66)	
	84		09/17/08		1,782.13	2,733.70	(951.57)	
	463		09/24/08		9,822.90	15,580.78	(5,757.88)	
	63		09/30/08		1,336.59	1,930.46	(593.87)	
	125027000		1,110		VALEO SPONS ADR -USD-	02/20/08	12/30/08	8,080.75
700		03/12/08	5,095.97	13,230.42		(8,134.45)		
670		06/09/08	4,877.58	11,926.00		(7,048.42)		
125027100	26	VALUECLICK INC	05/21/08	12/30/08	168.01	502.84	(334.83)	
	203		06/09/08		1,311.76	3,679.33	(2,367.57)	
	1,047		07/29/08		6,765.56	11,831.10	(5,065.54)	
125027200	179	VARIAN MEDICAL SYSTEMS INC	12/31/07	12/30/08	6,162.06	9,368.39	(3,206.33)	
	6		06/09/08		206.55	283.73	(77.18)	
125027300	200	VERIZON COMMUNICATIONS	12/31/07	12/30/08	6,562.60	8,741.56	(2,178.96)	
	300		01/03/08		9,843.90	12,939.10	(3,095.20)	
	600		05/21/08		19,687.81	22,386.00	(2,698.19)	
125027400	3,373	VISA INC COM CL A	03/20/08	12/30/08	170,364.21	206,462.68	(36,098.47)	
	83		04/08/08		4,192.18	5,561.33	(1,369.15)	
	73		05/21/08		3,687.10	6,056.81	(2,369.71)	
	120		06/09/08		6,060.99	9,910.68	(3,849.69)	
	773		10/06/08		39,042.85	39,907.59	(864.74)	
125027500	835	WADDELL & REED FINL INC CL A	09/23/08	12/30/08	11,898.85	20,612.56	(8,713.71)	
	439		09/29/08		6,255.80	9,928.73	(3,672.93)	
	356		10/01/08		5,073.04	8,443.93	(3,370.89)	
	111		10/13/08		1,581.76	1,777.85	(196.09)	
	369		10/15/08		5,258.30	5,876.80	(618.50)	

2  
0  
0  
8  
  
Y  
E  
A  
R  
  
E  
N  
D  
  
S  
U  
M  
M  
A  
R  
Y

Ref 00009250 00081333

CITI GLOBAL IMPACT FUNDING

Account Number 692-72495-13 643

Details of Short Term Gain (Loss) 2008 *continued*

Reference number	Quantity	Security Description	Opening Trade Date	Closing Trade Date	Sale Proceeds	Cost	(Loss)	Gain
125027600	686	WAL-MART STORES INC	05/27/08	12/30/08	\$ 37,504.15	\$ 38,610.89	(\$ 1,106.74)	
125027700	464	WARNACO GROUP INC	10/13/08	12/30/08	8,508.00	15,388.51	(6,880.51)	
	95		10/14/08		1,741.94	3,201.19	(1,459.25)	
	194		10/20/08		3,557.22	5,570.61	(2,013.39)	
	301		10/28/08		5,519.20	7,213.04	(1,693.84)	
	392		11/06/08		7,187.78	6,439.89		747.89
125027800	500	WASTE MGMT INC DEL	01/14/08	12/30/08	16,171.96	16,004.00		167.96
	1,200		01/23/08		38,812.69	34,417.92		4,394.77
	895		01/31/08		28,947.81	28,965.06	(17.25)	
	405		02/05/08		13,099.29	13,297.89	(198.60)	
	1,100		02/07/08		35,578.31	35,341.90		236.41
	45		06/09/08		1,455.48	1,714.95	(259.47)	
	323		09/17/08		10,447.09	11,020.02	(572.93)	
125027900	61	WATSON PHARMACEUTICALS INC	05/21/08	12/30/08	1,561.32	1,734.84	(173.52)	
	62		06/09/08		1,586.91	1,727.32	(140.41)	
125028000	1,300	WELLS FARGO & CO NEW	07/16/08	12/30/08	36,866.76	32,682.00		4,184.76
	800		07/17/08		22,687.23	21,070.40		1,616.83
	1,300		07/18/08		36,866.75	35,937.46		929.29
	1,475		07/21/08		41,829.58	41,833.07	(3.49)	
125028100	172	WHEELOCK & CO LTD-HKD	12/09/08	12/30/08	3,697.98	3,323.45		374.53
	150		12/15/08		3,224.98	2,953.89		271.09
	90		12/11/08		1,834.99	1,795.76		139.23
	144		12/18/08		3,095.98	3,089.45		6.53
	120		12/19/08		2,579.98	2,556.29		23.69
	80		12/22/08		1,719.99	1,777.34	(57.35)	
125028200	300	WHIRLPOOL CORP	01/02/08	12/30/08	12,032.57	23,940.90	(11,908.33)	
	400		01/03/08		16,043.43	31,881.24	(15,837.81)	
125028300	336	WHITING PETROLEUM CORP NEW	10/06/08	12/30/08	10,411.37	15,756.38	(5,345.01)	
	139		10/07/08		4,307.08	6,697.28	(2,390.20)	
125028400	679	WHITNEY HOLDING CORP	10/16/08	12/30/08	10,074.81	12,509.56	(2,434.75)	
	380		10/20/08		5,638.33	7,108.80	(1,471.47)	
	372		10/24/08		5,519.63	6,187.18	(667.55)	
	321		10/31/08		4,762.91	6,104.94	(1,342.03)	
	309		12/04/08		4,584.85	5,235.73	(650.88)	
125028500	800	WINDSTREAM CORP	12/31/07	12/30/08	7,039.08	10,450.32	(3,411.24)	
	1,400		01/03/08		12,318.39	17,318.00	(4,999.61)	
125028600	100	WYETH	12/31/07	12/30/08	3,682.89	4,413.00	(730.11)	
	300		01/03/08		11,048.70	13,455.00	(2,406.30)	

2  
0  
0  
8  
  
Y  
E  
A  
R  
  
E  
N  
D  
  
S  
U  
M  
M  
A  
R  
Y



Smith Barney Reserved  
Client Statement  
2008 Year End Summary

Ref 00009250 00081334

CITI GLOBAL IMPACT FUNDING  
Account Number 692-72495-13 643

Details of Short-Term Gain (Loss) 2008 - continued

Reference number	Quantity	Security Description	Opening Trade Date	Closing Trade Date	Sale Proceeds	Cost	(Loss)	Gain
125028700	1,900	XEROX CORP	06/23/08	12/30/08	\$ 14,440.49	\$ 25,966.73	(\$ 11,526.24)	
	850		06/26/08		6,460.22	11,579.30	(5,119.08)	
	1,700		06/27/08		12,920.44	22,862.11	(9,941.67)	
	3,000		07/07/08		22,800.77	40,403.10	(17,602.33)	
	2,285		07/15/08		17,366.59	30,156.29	(12,789.70)	
	615		07/16/08		4,674.15	8,095.74	(3,421.59)	
125028800	760	ZHEJIANG EXPWY CO LTD	12/08/08	12/30/08	12,539.93	13,188.58	(648.65)	
	433	SPON ADR	12/15/08		7,144.46	7,522.68	(378.22)	
	489		12/16/08		8,068.45	8,952.22	(883.77)	
125028900	500	ZURICH FINCL SVCS SPON ADR	05/21/08	12/30/08	10,669.94	15,226.75	(4,556.81)	
	590		06/09/08		12,590.53	16,992.00	(4,401.47)	
<b>Total</b>					<b>\$ 8,259,430.07</b>	<b>\$ 12,393,006.97</b>	<b>(\$ 4,385,021.21)</b>	<b>\$ 231,444.31</b>

2  
0  
0  
8  
  
Y  
E  
A  
R  
  
E  
N  
D  
  
S  
U  
M  
M  
A  
R  
Y

Details of Long-Term Gain (Loss) 2008

This section shows your sales of securities during the year. The "Sale Proceeds" column excludes any accrued income you may have received. In addition, although cash in lieu less than \$20 is not included on Form 1099-B (if applicable), it is included in this section. Please note, this material is being prepared for informational purposes only and should not be used for tax preparation without the assistance of your tax advisor.

Reference number	Quantity	Security Description	Opening Trade Date	Closing Trade Date	Sale Proceeds	Cost	(Loss)	Gain
125000100	523	ACCENTURE LTD	10/11/07	12/30/08	\$ 16,904.57	\$ 21,641.85	(\$ 4,737.28)	
175000200	214	COSAN LTD CL A-BRL	12/28/07	12/30/08	740.61	2,523.15	(1,782.54)	
125000300	353	GLOBAL CROSSING LTD NEW	10/30/06	12/30/08	2,591.43	9,104.47	(6,513.04)	
	129		11/08/06		947.01	3,389.86	(2,442.85)	
	173		11/13/06		1,270.02	4,353.01	(3,082.99)	
	55		11/15/06		403.76	1,473.60	(1,069.84)	
	320		12/11/06		2,349.17	8,359.87	(6,010.70)	
	249		02/27/07		1,827.95	7,130.36	(5,302.41)	
	340		09/21/07		2,495.99	6,558.57	(4,062.58)	
	337		09/24/07		2,473.97	6,907.83	(4,433.86)	
	182		10/03/07		1,336.09	3,964.43	(2,628.34)	
	631		12/19/07		4,632.27	13,410.06	(8,777.79)	
	125000800		6		SIGNET JEWELERS LTD-USD	10/30/06	12/30/08	49.22
117.5		11/15/06	963.87	5,583.93		(4,620.06)		
247.5		11/16/06	2,030.28	12,025.23		(9,994.95)		
325		11/17/06	2,666.03	15,651.74		(12,985.71)		

Ref: 00009250 00081335

CITI GLOBAL IMPACT FUNDING  
Account Number 692-72495-13 643

Details of Long Term Gain (Loss) 2008 continued

Reference number	Quantity	Security Description	Opening Trade Date	Closing Trade Date	Sale Proceeds	Cost	(Loss)	Gain
	5		12/18/06		\$ 41.02	\$ 234.17	(\$ 193.15)	
	65		01/05/07		533.21	3,116.56	(2,583.35)	
	90		01/11/07		738.28	4,210.20	(3,471.92)	
	106		08/23/07		861.33	4,213.38	(3,352.05)	
	706		12/18/07		5,783.22	18,855.93	(13,072.71)	
	127.5		12/20/07		1,045.90	3,435.13	(2,389.23)	
	20		12/28/07		164.06	561.31	(397.25)	
12500900	218.5997	TYCO INTL LTD	05/10/07	12/30/08	4,632.06	11,050.65	(6,418.59)	
	22.7333	(NEW)	05/17/07		481.71	1,151.75	(670.04)	
	112.667		06/20/07		2,387.38	5,787.85	(3,400.47)	
	264		11/05/07		5,594.08	10,903.70	(5,309.62)	
	74		12/13/07		1,568.04	3,069.38	(1,501.34)	
	1,080		12/18/07		22,884.86	44,604.00	(21,719.14)	
	320		12/19/07		6,780.70	13,116.80	(6,336.10)	
	945		12/27/07		20,024.25	37,866.62	(17,842.37)	
125001000	194.5997	TYCO ELECTRONICS LTD	05/10/07	12/30/08	3,069.05	7,369.23	(4,300.18)	
	22.7333		05/17/07		358.53	862.78	(504.25)	
	112.667		06/20/07		1,776.88	4,335.69	(2,558.81)	
	156		08/28/07		2,460.29	5,507.39	(3,047.10)	
	222		09/14/07		3,501.19	7,427.94	(3,926.75)	
	250		09/26/07		3,942.78	8,746.78	(4,804.00)	
	125		10/04/07		1,971.39	4,453.28	(2,481.89)	
	1,770		12/18/07		27,914.87	64,659.34	(36,744.47)	
	425		12/19/07		6,702.72	15,609.19	(8,906.47)	
	24		12/20/07		378.51	882.69	(504.18)	
	522		12/27/07		8,232.52	19,752.17	(11,519.65)	
125001200	432	FLEXTRONICS INTL LTD USD	10/25/07	12/30/08	1,067.03	4,976.42	(3,909.39)	
	6,085		12/18/07		15,029.86	69,855.80	(54,825.94)	
	1,260		12/19/07		3,112.18	14,956.20	(11,844.02)	
125001400	506	AT&T INC	01/05/06	12/30/08	14,109.68	12,629.76		1,479.92
	200		01/06/06		5,576.95	4,984.00		592.95
	300		01/10/06		8,365.41	7,470.00		895.41
	900		01/11/06		25,096.27	22,545.00		2,551.27
	400		04/28/06		11,153.90	10,476.00		677.90
	500		05/09/06		13,942.37	13,155.00		787.37
	800		01/05/07		22,307.79	27,200.00	(4,892.21)	
	404		01/08/07		11,265.44	13,675.40	(2,409.96)	
	73		04/16/07		2,035.59	2,859.94	(824.35)	
	1,507		05/10/07		42,022.31	59,194.96	(17,172.65)	
	173		05/17/07		4,824.06	7,143.17	(2,319.11)	

2  
0  
0  
8  
  
Y  
E  
A  
R  
  
E  
N  
D  
  
S  
U  
M  
M  
A  
R  
Y

Ref. 00009250 00381336

CITI GLOBAL IMPACT FUNDING

Account Number 692-72495-13 643

Details of Long Term Gain (Loss) 2008 continued

Reference number	Quantity	Security Description	Opening Trade Date	Closing Trade Date	Sale Proceeds	Cost	(Loss)	Gain
	3,655		12/18/07		\$ 101,918.74	\$ 148,795.05	(\$ 46,876.31)	
	1,075		12/19/07		29,976.10	42,871.00	(12,894.90)	
125001600	29.4661	ABRAXIS BIOSCIENCE INC NEW	04/28/06	12/30/08	1,952.02	1,532.91		419.11
	15.7424		05/09/06		1,042.88	817.09		225.79
	60.221		05/30/06		3,989.42	2,852.91		1,136.51
	103.2004		10/31/06		6,836.65	4,526.48		2,310.17
	19.7405		12/22/06		1,307.74	916.02		391.72
	52.4748		12/27/06		3,476.26	2,425.86		1,050.40
	95.704		01/05/07		6,340.04	4,213.60		2,126.44
	102.4508		01/11/07		6,786.98	4,475.48		2,311.50
125001800	20	AEGON N.V.-ADR AMER REG-ADR	01/11/07	12/30/08	127.68	399.27	(271.59)	
	1,240		08/08/07		7,916.36	23,270.83	(15,354.47)	
	640		08/23/07		4,085.86	11,627.20	(7,541.34)	
	3,825		12/18/07		24,419.43	65,608.70	(41,189.27)	
	380		12/28/07		2,425.98	6,778.06	(4,352.08)	
125002000	130	AKZO NOBEL N.V.-ADR-EUR	12/18/06	12/30/08	5,372.15	7,846.64	(2,474.49)	
	140		01/05/07		5,785.38	8,583.75	(2,798.37)	
	170		01/11/07		7,025.11	10,508.94	(3,483.83)	
	70		08/23/07		2,892.69	5,370.40	(2,477.71)	
	820		12/18/07		33,885.81	62,758.45	(28,872.64)	
	80		12/28/07		3,305.93	6,394.96	(3,089.03)	
125002100	1,300	ALCOA INC	09/20/07	12/30/08	13,795.52	48,595.17	(34,799.65)	
	1,500		09/25/07		15,917.91	55,245.00	(39,327.09)	
	1,300		09/28/07		13,795.52	51,051.78	(37,256.26)	
125002200	33.4405	ALLEGHANY CORP DEL	01/11/06	12/30/08	9,107.90	9,104.89		3.01
	15.5905		05/10/06		4,246.25	4,209.32		36.93
	11.433		11/08/06		3,113.91	3,570.79	(456.88)	
	12.4725		02/27/07		3,397.03	4,771.26	(1,374.23)	
	24.4556		09/21/07		6,660.76	9,878.18	(3,217.42)	
	32.6079		12/19/07		8,881.14	12,995.41	(4,114.27)	
125002300	644	ALLERGAN INC	08/25/06	12/30/08	24,903.47	36,522.53	(11,619.06)	
	878		08/28/06		33,952.24	49,884.76	(15,932.52)	
	646		10/31/06		24,980.81	37,029.59	(12,048.78)	
	390		12/22/06		15,081.29	23,346.61	(8,265.32)	
	368		12/27/06		14,230.55	22,146.15	(7,915.60)	
	848		01/05/07		32,792.14	50,909.85	(18,117.71)	
	466		01/11/07		18,020.21	27,015.81	(8,995.60)	
	306		12/28/07		11,833.01	19,760.72	(7,927.71)	

2008 YEAR END SUMMARY



Ref. 00009250 00081337

CITI GLOBAL IMPACT FUNDING

Account Number 692-72495-13 643

Details of Long-Term Gain (Loss) 2008 continued

Reference number	Quantity	Security Description	Opening Trade Date	Closing Trade Date	Sale Proceeds	Cost	(Loss)	Gain
125002400	70	ALLIANZ SE ADR	12/18/06	12/30/08	\$ 740.09	\$ 1,428.94	(\$ 688.85)	
	570		01/05/07		6,026.46	11,683.06	(5,656.60)	
	670		01/11/07		7,083.74	13,288.11	(6,204.37)	
	480		08/23/07		5,074.92	10,359.84	(5,284.92)	
	3,465		12/18/07		36,634.54	71,540.12	(34,905.58)	
	180		12/28/07		1,903.09	3,884.65	(1,981.56)	
125002500	500	ALLSTATE CORP	03/09/06	12/30/08	15,688.66	27,265.15	(11,576.49)	
	700		03/13/06		21,964.13	38,201.59	(16,237.46)	
	800		03/17/06		25,101.86	43,596.48	(18,494.62)	
	100		04/28/06		3,137.73	5,652.00	(2,514.27)	
	200		05/09/06		6,275.46	11,439.00	(5,163.54)	
	200		05/30/06		6,275.46	10,930.00	(4,654.54)	
	200		01/08/07		6,275.46	13,058.00	(6,782.54)	
	200		01/11/07		6,275.46	12,826.00	(6,550.54)	
125002600	1,095	ALTRIA GROUP INC	04/25/07	12/30/08	16,632.96	23,404.43	(6,771.47)	
125002800	15	AMEREN CORP	09/17/07	12/30/08	482.45	779.16	(296.71)	
	785		09/18/07		25,248.44	41,385.51	(16,137.07)	
	405		10/01/07		13,026.27	21,588.69	(8,562.42)	
	695		10/02/07		22,363.72	37,097.57	(14,743.85)	
	235		10/15/07		7,558.45	12,596.59	(5,038.14)	
	665		10/16/07		21,388.81	35,806.99	(14,418.18)	
	38		11/07/07		1,222.22	2,039.82	(817.60)	
	64		11/19/07		2,058.47	3,391.49	(1,333.02)	
	88		11/21/07		2,830.40	4,756.14	(1,925.74)	
	370		12/18/07		11,900.54	19,887.50	(7,986.96)	
	275		12/19/07		8,845.00	14,734.50	(5,889.50)	
	16		12/20/07		514.62	862.96	(348.34)	
125002900	787	AMERICA MOVIL S A B DE CV SER L SPONS ADR	01/05/07	12/30/08	23,542.58	35,462.22	(11,919.64)	
	531		01/11/07		15,884.51	23,502.01	(7,617.50)	
	314		12/28/07		9,393.10	19,051.57	(9,658.47)	
125003000	95	AMERICAN ELECTRIC POWER CO INC	02/27/07	12/30/08	3,025.16	4,343.40	(1,318.24)	
	154		04/16/07		4,903.95	7,546.77	(2,642.82)	
	801		05/10/07		25,506.90	39,321.09	(13,814.19)	
	102		05/17/07		3,248.07	5,035.49	(1,787.42)	
	2,155		12/18/07		68,623.44	100,998.82	(32,375.38)	
	560		12/19/07		17,832.54	26,146.40	(8,313.86)	
125003100	5	AMERICAN EXPRESS CO	06/20/07	12/30/08	89.98	313.38	(223.40)	
	1,400		12/18/07		25,195.66	72,515.94	(47,320.28)	
	340		12/19/07		6,118.94	17,503.20	(11,384.26)	

2  
0  
0  
8  
  
Y  
E  
A  
R  
  
E  
N  
D  
  
S  
U  
M  
M  
A  
R  
Y

Ref 00009250 00081338

CITI GLOBAL IMPACT FUNDING  
Account Number 692-72495-13 643

Details of Long-Term Gain (Loss) 2008 - continued

Reference number	Quantity	Security Description	Opening Trade Date	Closing Trade Date	Sale Proceeds	Cost	(Loss)	Gain
125003300	137	AMERISTAR CASINOS INC	07/17/07	12/30/08	\$ 1,071.83	\$ 4,734.53	(\$ 3,662.70)	
	280		08/02/07		2,190.60	8,019.28	(5,828.68)	
	306		08/08/07		2,394.01	7,953.64	(5,559.63)	
	577		09/21/07		4,514.19	16,146.84	(11,632.65)	
	313		10/22/07		2,448.77	8,470.97	(6,022.20)	
	815		12/19/07		6,376.20	22,384.85	(16,008.65)	
125003800	113	APPLE INC	01/11/07	12/30/08	9,698.95	10,787.55	(1,088.60)	
	117		12/28/07		10,042.28	23,477.02	(13,434.74)	
125003900	10	ASAHI KAISEI CORP ADR	01/05/07	12/30/08	430.00	656.53	(226.53)	
	160		01/11/07		6,879.96	10,193.66	(3,313.70)	
	160		08/23/07		6,879.96	11,204.30	(4,324.34)	
	1,205		12/18/07		51,814.71	79,469.99	(27,655.28)	
	160		12/28/07		6,879.96	10,592.00	(3,712.04)	
125004200	10	AXA S.A.SPONS ADR	01/04/06	12/30/08	219.30	342.10	(122.80)	
	227		01/11/06		4,978.22	7,504.62	(2,526.40)	
	170		04/28/06		3,728.18	6,232.20	(2,504.02)	
	255		05/30/06		5,592.27	8,817.90	(3,225.63)	
	120		01/11/07		2,631.66	4,959.24	(2,327.58)	
	290		08/23/07		6,359.84	11,659.13	(5,299.29)	
	1,600		12/18/07		35,088.76	62,252.32	(27,163.56)	
	353		12/20/07		7,741.46	13,365.53	(5,624.07)	
	125		12/28/07		2,741.31	5,000.53	(2,259.22)	
125004300	210	BASF SE COMMON STOCK	12/18/06	12/30/08	8,200.45	9,966.93	(1,766.48)	
	220		01/05/07		8,590.95	10,474.20	(1,883.25)	
	260		01/11/07		10,152.95	12,159.10	(2,006.15)	
	100		08/23/07		3,904.98	6,293.55	(2,388.57)	
	930		12/18/07		36,316.29	66,099.75	(29,783.46)	
	40		12/28/07		1,561.99	2,984.00	(1,422.01)	
125004400	347	BP PLC SPONS ADR	12/18/07	12/30/08	15,684.83	25,663.60	(9,978.77)	
125004500	120	BNP PARIBAS SPON ADR	08/23/07	12/30/08	2,533.19	6,397.55	(3,864.36)	
	1,075		12/18/07		22,693.12	57,727.50	(35,034.38)	
	125		12/28/07		2,638.73	6,862.71	(4,223.98)	
125004700	304	BALLY TECHNOLOGIES INC	07/30/07	12/30/08	6,999.68	7,396.22	(396.54)	
	396		09/21/07		9,118.01	12,644.12	(3,526.11)	
	361		12/19/07		8,312.12	15,873.17	(7,561.05)	
125004800	70	BANCO SANTANDER S A	12/18/06	12/30/08	658.79	1,302.88	(644.09)	
	500		01/05/07		4,705.67	9,433.10	(4,727.43)	
	640		01/11/07		6,023.26	11,750.46	(5,727.20)	
	700		08/23/07		6,587.94	12,717.32	(6,129.38)	

2  
0  
0  
8  
  
Y  
E  
A  
R  
  
E  
N  
D  
  
S  
U  
M  
M  
A  
R  
Y

Ref: 00009250 00081339

CITI GLOBAL IMPACT FUNDING  
Account Number 692-72495-13 643

Details of Long Term Gain (Loss) 2008 - continued

Reference number	Quantity	Security Description	Opening Trade Date	Closing Trade Date	Sale Proceeds	Cost	(Loss)	Gain
	2,510		12/18/07		\$ 23,622.48	\$ 52,432.90	(\$ 28,810.42)	
	205		12/28/07		1,929.33	4,458.75	(2,529.42)	
125005000	1,412	BANK OF AMERICA CORP	01/10/06	12/30/08	18,115.86	65,210.03	(47,094.17)	
	800		01/11/06		10,263.94	36,874.20	(26,610.26)	
	100		04/28/06		1,282.99	4,990.89	(3,707.90)	
	200		05/09/06		2,565.99	10,057.78	(7,491.78)	
	100		05/30/06		1,282.99	4,870.89	(3,587.90)	
	300		12/27/06		3,848.98	16,139.65	(12,290.67)	
	403		01/08/07		5,170.46	21,551.97	(16,381.51)	
	500		12/28/07		6,414.96	20,539.55	(14,124.59)	
125005100	171	BARCLAYS PLC-ADR	05/30/06	12/30/08	1,478.63	7,659.09	(6,180.46)	
	620		06/01/06		5,361.11	28,769.61	(23,408.50)	
	290		07/21/06		2,507.62	13,059.63	(10,552.01)	
	170		08/29/06		1,469.98	8,578.57	(7,108.59)	
	340		12/20/07		2,939.96	13,562.60	(10,622.64)	
125005200	144	BILL BARRETT CORP	09/21/07	12/30/08	2,939.87	5,680.13	(2,740.26)	
	260		11/07/07		5,308.10	11,081.80	(5,773.70)	
	380		12/19/07		7,758.00	15,893.39	(8,135.39)	
125005300	30	BECTON DICKINSON & CO	12/18/07	12/30/08	2,015.48	2,451.90	(436.42)	
125005400	34	BELDEN INC	12/07/07	12/30/08	655.21	1,673.26	(1,018.05)	
	303		12/19/07		5,839.05	13,916.03	(8,076.98)	
125005600	485	BLACK & DECKER CORPORATION	07/27/07	12/30/08	20,520.67	41,250.03	(20,729.36)	
	115		07/30/07		4,865.73	9,657.53	(4,791.80)	
	295		08/03/07		12,481.64	25,990.62	(13,508.98)	
	305		08/06/07		12,904.75	26,453.17	(13,548.42)	
	320		08/13/07		13,539.41	28,251.42	(14,712.01)	
	180		08/14/07		7,615.92	15,923.20	(8,307.28)	
	300		12/28/07		12,693.20	20,917.41	(8,224.21)	
125005800	97	BOSTON SCIENTIFIC CORP	04/16/07	12/30/08	708.58	1,566.55	(857.97)	
	210		05/01/07		1,534.04	3,366.26	(1,832.22)	
	1,400		05/10/07		10,226.94	22,674.68	(12,447.74)	
	25		05/16/07		182.62	392.76	(210.14)	
	190		05/17/07		1,387.94	2,950.70	(1,562.76)	
	3,500		12/18/07		25,567.35	40,911.15	(15,343.80)	
	1,140		12/19/07		8,327.65	13,110.00	(4,782.35)	
125006100	206	BRITISH SKY BROADCASTING GROUP PLC SPONSORED ADR-USD-	12/20/07	12/30/08	5,664.26	9,838.56	(4,174.30)	
125006200	422	BROADCOM CORP CL A	12/22/06	12/30/08	7,218.40	13,402.88	(6,184.48)	
	650		12/27/06		11,118.38	21,027.18	(9,908.80)	

2008 YEAR END SUMMARY

Ref 00009250 00081340

CITI GLOBAL IMPACT FUNDING

Account Number 692-72495-13 643

Details of Long Term Gain (Loss) 2008 - continued

2008 YEAR END SUMMARY

Reference number	Quantity	Security Description	Opening Trade Date	Closing Trade Date	Sale Proceeds	Cost	(Loss)	Gain
	945		01/05/07		\$ 16,164.42	\$ 30,433.82	(\$ 14,269.40)	
	891		01/11/07		15,240.74	29,655.60	(14,414.86)	
	3,927		07/16/07		67,172.14	127,580.38	(60,408.24)	
	557		12/28/07		9,527.59	14,630.05	(5,102.46)	
125006500	1,200	CBS CORP NEW CLASS B	06/07/06	12/30/08	9,381.55	32,005.68	(22,624.13)	
	1,700		06/26/06		13,290.53	45,009.71	(31,719.18)	
	1,700		06/30/06		13,290.53	46,168.26	(32,877.73)	
	500		01/05/07		3,908.98	15,525.00	(11,616.02)	
	600		01/11/07		4,690.77	18,738.00	(14,047.23)	
125006700	3	CME GROUP INC CLASS A	04/28/06	12/30/08	579.22	1,389.06	(809.84)	
	22		05/09/06		4,247.58	10,557.64	(6,310.06)	
	67		05/30/06		12,935.80	29,596.58	(16,660.78)	
	70		10/31/06		13,515.02	34,976.90	(21,461.88)	
	43		12/22/06		8,302.08	21,973.00	(13,670.92)	
	71		12/27/06		13,708.09	36,229.81	(22,521.72)	
	31		01/05/07		5,985.22	16,401.45	(10,416.23)	
	88		01/11/07		16,990.31	48,636.72	(31,646.41)	
	30		12/28/07		5,792.15	20,395.80	(14,603.65)	
125006800	10	CRH PLC ADR-USD	08/23/07	12/30/08	254.03	420.70	(166.67)	
	1,225		12/18/07		31,118.99	42,855.65	(11,736.66)	
	240		12/28/07		6,096.78	8,439.89	(2,343.11)	
125007000	202,7381	CADBURY PLC ADR	11/21/07	12/30/08	7,078.96	11,400.11	(4,321.15)	
	156,7959		12/04/07		5,474.81	9,228.86	(3,754.05)	
	102,3973		12/06/07		3,575.39	6,036.89	(2,461.50)	
	160,6358		12/07/07		5,608.89	9,457.57	(3,848.68)	
	269,4329		12/20/07		9,407.73	15,403.48	(5,995.75)	
125007100	400	CATERPILLAR INC	12/04/07	12/30/08	17,367.50	28,712.96	(11,345.46)	
	700		12/06/07		30,393.13	51,576.70	(21,183.57)	
	500		12/11/07		21,709.38	37,965.30	(16,255.92)	
125007400	1,045	CHEUNG KONG HOLDING-ADR	12/20/07	12/30/08	9,572.14	18,130.75	(8,558.61)	
125007500	95	CHEVRON CORP	01/06/06	12/30/08	6,880.51	5,619.25		1,261.26
	100		01/10/06		7,242.64	5,915.00		1,327.64
	400		01/11/06		28,970.56	23,980.00		4,990.56
	200		04/28/06		14,485.28	12,182.00		2,303.28
	100		05/09/06		7,242.64	6,302.00		940.64
	200		05/30/06		14,485.27	11,722.00		2,763.27
	200		01/08/07		14,485.28	14,304.00		181.28
	200		01/11/07		14,485.28	13,780.00		705.28
	19		02/06/07		1,376.10	1,389.47	(13.37)	

Ref. 00009250 00081341

CITI GLOBAL IMPACT FUNDING  
Account Number 692-72495-13 643

2  
0  
0  
8  
  
Y  
E  
A  
R  
  
E  
N  
D  
  
S  
U  
M  
M  
A  
R  
Y

Details of Long Term Gain (Loss) 2008 continued

Reference number	Quantity	Security Description	Opening Trade Date	Closing Trade Date	Sale Proceeds	Cost	(Loss)	Gain
	256		02/27/07		\$ 18,541.16	\$ 18,149.71		\$ 391.45
	116		04/16/07		8,401.46	9,007.40	(605.94)	
	612		05/10/07		44,324.95	48,089.74	(3,764.79)	
	62		05/17/07		4,490.44	5,029.44	(539.00)	
	1,615		12/18/07		116,968.63	145,084.33	(28,115.70)	
	380		12/19/07		27,522.03	34,675.99	(7,153.96)	
125007600	550	CHINA PETROLEUM&CHEM ADR	12/18/07	12/30/08	33,553.55	78,278.53	(44,724.98)	
125008000	65	COCA-COLA FEMSA S A.B DE	08/23/07	12/30/08	2,856.08	2,645.90		210.18
	1,040	C.V.SPONS ADR	12/18/07		45,697.34	47,690.55	(1,993.21)	
	35		12/28/07		1,537.89	1,694.00	(156.11)	
175008100	69	COINSTAR INC	02/27/07	12/30/08	1,290.26	2,066.55	(776.29)	
	127		03/26/07		2,374.84	3,931.79	(1,556.95)	
	140		03/28/07		2,617.93	4,350.11	(1,732.18)	
	318		09/21/07		5,946.44	10,490.79	(4,544.35)	
	380		12/19/07		7,105.80	10,947.76	(3,841.96)	
125008200	224	COLGATE PALMOLIVE CO	12/18/07	12/30/08	15,153.90	17,460.35	(2,306.45)	
125008300	89	COLLECTIVE BRANDS INC	11/27/07	12/30/08	915.96	1,382.29	(466.33)	
	812		12/19/07		8,356.89	13,893.32	(5,536.43)	
125008500	696	COMCAST CORP CL A	05/10/07	12/30/08	11,322.19	18,178.20	(6,856.01)	
	30		05/10/07		488.03	784.77	(296.74)	
	109		05/17/07		1,773.16	2,948.16	(1,175.00)	
	868		06/07/07		14,120.20	22,717.73	(8,597.53)	
	4,025		12/18/07		65,476.72	72,462.08	(6,985.36)	
	970		12/19/07		15,779.46	17,457.09	(1,677.63)	
125008600	1,215	COMMERZBANK A G SPONSORED	11/30/07	12/30/08	11,299.43	48,569.99	(37,270.56)	
	1,395	ADR	12/18/07		12,973.42	53,241.43	(40,268.01)	
	205		12/28/07		1,906.49	7,943.26	(6,036.77)	
125008700	5	COMSTOCK RES INC NEW	09/21/07	12/30/08	229.49	161.86		67.63
	327		11/15/07		15,007.71	10,757.19		4,250.52
	470		12/19/07		21,570.71	15,886.00		5,684.71
125008800	906	CONOCOPHILLIPS	12/18/07	12/30/08	46,083.24	74,658.66	(28,575.42)	
	365		12/19/07		18,565.55	30,677.89	(12,112.34)	
125009200	240	DBS GROUP HLDG LTD SP ADR	12/18/06	12/30/08	6,275.96	14,040.00	(7,764.04)	
	200		01/05/07		5,229.97	11,960.00	(6,730.03)	
	101		01/11/07		2,641.13	5,777.58	(3,136.45)	
	10		12/28/07		261.50	575.11	(313.61)	

Ref 00009250 00081342

CITI GLOBAL IMPACT FUNDING  
Account Number 692-72495-13 643

2  
0  
0  
8  
  
Y  
E  
A  
R  
  
E  
N  
D  
  
S  
U  
M  
M  
A  
R  
Y

Details of Long Term Gain (Loss) 2008 - continued

Reference number	Quantity	Security Description	Opening Trade Date	Closing Trade Date	Sale Proceeds	Cost	(Loss)	Gain
125009500	485	DELL INC	10/02/07	12/30/08	\$ 4,932.42	\$ 13,416.41	(\$ 8,483.99)	
	1,334		12/18/07		13,566.70	31,722.52	(18,155.82)	
	850		12/26/07		8,644.45	21,172.40	(12,527.95)	
125010100	400	DIAMOND OFFSHORE DRILLING INC	12/19/07	12/30/08	23,716.15	51,627.72	(27,911.57)	
	200		12/26/07		11,858.07	29,639.40	(17,781.33)	
175010200	130	R R DONNELLEY & SONS CO	04/27/06	12/30/08	1,720.02	4,307.28	(2,587.26)	
	400		05/01/06		5,292.37	13,509.04	(8,216.67)	
	250		05/04/06		3,307.73	8,384.08	(5,076.35)	
	550		05/05/06		7,277.01	18,567.01	(11,290.00)	
	300		05/09/06		3,969.28	9,972.00	(6,002.72)	
	150		05/17/06		1,984.64	4,996.53	(3,011.89)	
	250		05/18/06		3,307.73	8,336.20	(5,028.47)	
	400		05/30/06		5,292.37	12,770.05	(7,477.68)	
	475		06/08/06		6,284.69	14,765.99	(8,481.30)	
	220		06/09/06		2,910.80	6,777.78	(3,866.98)	
	105		06/12/06		1,389.24	3,227.71	(1,838.47)	
	400		01/05/07		5,292.37	14,352.00	(9,059.63)	
400	01/11/07	5,292.37	14,784.00	(9,491.63)				
125010300	565	DOW CHEMICAL CO	12/27/06	12/30/08	8,708.35	22,622.60	(13,914.25)	
	300		01/05/07		4,623.90	11,898.00	(7,274.10)	
	500		01/11/07		7,706.51	19,995.00	(12,288.49)	
	730		02/05/07		11,251.50	30,226.38	(18,974.88)	
	670		02/06/07		10,326.72	27,930.36	(17,603.64)	
	1,300		02/14/07		20,036.92	55,725.67	(35,688.75)	
	570		03/08/07		8,785.42	24,342.31	(15,556.89)	
	590		03/13/07		9,093.68	25,336.49	(16,242.81)	
	40		03/14/07		616.52	1,720.00	(1,103.48)	
	1,300		03/22/07		20,036.92	59,184.06	(39,147.14)	
	600		12/28/07		9,247.81	24,061.08	(14,813.27)	
125010400	490	ENI SPA SPONSORED ADR	12/18/07	12/30/08	23,170.00	34,596.16	(11,426.16)	
	45		12/28/07		2,127.86	3,321.90	(1,194.04)	
125010700	317	FMC TECHNOLOGIES INC	07/30/07	12/30/08	7,283.35	13,876.07	(6,592.72)	
	1,118		07/31/07		25,687.02	49,599.61	(23,912.59)	
	52		08/15/07		1,194.75	2,174.22	(979.47)	
	88		12/28/07		2,021.88	4,870.93	(2,849.05)	
125011000	1,811	FINISAR CORP	02/27/07	12/30/08	677.67	5,902.56	(5,224.89)	
	2,697		03/01/07		1,009.21	8,724.80	(7,715.59)	
	2,378		03/30/07		889.84	8,195.54	(7,305.70)	
	2,861		05/09/07		1,070.58	10,073.29	(9,002.71)	

Ref 00009250 00081343

CITI GLOBAL IMPACT FUNDING  
Account Number 692-72495-13 643

Details of Long Term Gain/(Loss): 2008 - continued

Reference number	Quantity	Security Description	Opening Trade Date	Closing Trade Date	Sale Proceeds	Cost	(Loss)	Gain
	3,588		09/21/07		\$ 1,342.62	\$ 10,469.78	(\$ 9,127.16)	
	4,287		09/27/07		1,604.19	12,358.13	(10,753.94)	
	5,632		12/19/07		2,107.48	7,986.18	(5,878.70)	
125C11300	113	FOUNDATION COAL HOLDINGS INC	05/21/07	12/30/08	1,456.92	4,825.05	(3,368.13)	
	240		06/18/07		3,094.35	9,955.87	(6,861.52)	
	398		09/21/07		5,131.48	15,270.27	(10,138.79)	
	395		12/19/07		5,092.78	19,329.40	(14,236.62)	
125C11400	342	GAP INC DELAWARE	07/25/07	12/30/08	4,444.13	6,107.74	(1,663.61)	
	454		09/26/07		5,899.52	8,328.36	(2,428.84)	
	2,890		12/18/07		37,554.18	61,669.42	(24,115.24)	
	695		12/19/07		9,031.20	14,866.05	(5,834.85)	
125011500	179	GASCO ENERGY INC	12/05/06	12/30/08	57.28	577.81	(520.53)	
	1,316		02/27/07		421.12	2,882.04	(2,460.92)	
	978		05/29/07		312.96	1,911.99	(1,599.03)	
	1,231		05/30/07		393.92	2,626.09	(2,232.17)	
	983		06/07/07		314.56	2,188.06	(1,873.50)	
	1,534		06/19/07		490.88	4,064.49	(3,573.61)	
	3,232		09/21/07		1,034.23	6,127.87	(5,093.64)	
	2,058		11/02/07		658.56	4,730.31	(4,071.75)	
	5,966		12/19/07		1,909.09	10,917.18	(9,008.09)	
125011600	4	GAYLORD ENTERTAINMENT CO	08/02/07	12/30/08	40.30	199.33	(159.03)	
	7	NEW	08/03/07		70.52	351.55	(281.03)	
	305		09/21/07		3,072.55	16,180.80	(13,108.25)	
	458		12/19/07		4,613.87	18,403.04	(13,789.17)	
125011800	316	GENERAL ELECTRIC CO	05/10/07	12/30/08	4,940.66	11,704.51	(6,763.85)	
	11		05/16/07		171.99	404.12	(232.13)	
	46		05/17/07		719.21	1,684.98	(965.77)	
	274		06/07/07		4,283.99	10,155.95	(5,871.96)	
	262		09/04/07		4,096.37	10,224.00	(6,127.63)	
	151		09/10/07		2,360.89	5,842.90	(3,482.01)	
	561		09/26/07		8,771.24	23,121.11	(14,349.87)	
	117		09/28/07		1,829.30	4,818.00	(2,988.70)	
	145		10/23/07		2,267.08	5,864.50	(3,597.42)	
	125		11/05/07		1,954.38	5,038.03	(3,083.65)	
	2,890		12/18/07		45,185.19	104,935.90	(59,750.71)	
	720		12/19/07		11,257.21	26,229.60	(14,972.39)	
125011900	451	GENZYME CORP	10/31/06	12/30/08	29,713.11	30,531.35	(818.24)	
	124		12/22/06		8,169.46	7,773.06	396.40	
	271		12/27/06		17,854.22	16,836.17	1,018.05	

2  
0  
8  
Y  
E  
A  
R  
E  
N  
D  
S  
U  
M  
M  
A  
R  
Y



Smith Barney Reserved  
Client Statement  
2008 Year End Summary

Ref. 00009250 00081344

CITI GLOBAL IMPACT FUNDING  
Account Number 692-72495-13 643

Details of Long Term Gain (Loss): 2008 - continued

Reference number	Quantity	Security Description	Opening Trade Date	Closing Trade Date	Sale Proceeds	Cost	(Loss)	Gain
	640		01/05/07		\$ 42,164.95	\$ 41,720.38		\$ 444.57
	547		01/11/07		36,037.85	36,445.84	(407.99)	
	242		12/28/07		15,943.62	18,314.95	(2,371.33)	
125012000	426	GILEAD SCIENCES INC	12/18/07	12/30/08	21,734.44	19,272.20		2,462.24
125012200	70	GLAXOSMITHKLINE PLC SP ADR	01/11/07	12/30/08	2,529.18	3,696.15	(1,166.97)	
	160		05/30/07		5,780.99	8,395.33	(2,614.34)	
	430		05/31/07		15,536.41	22,321.00	(6,784.59)	
	1,100		06/06/07		39,744.32	56,155.22	(16,410.90)	
	1,000		06/12/07		36,131.20	52,042.90	(15,911.70)	
	470		06/14/07		16,981.66	24,480.00	(7,498.34)	
	730		06/15/07		26,375.77	38,216.16	(11,840.39)	
	70		08/23/07		2,529.18	3,629.72	(1,100.54)	
	970		12/18/07		35,047.26	50,032.60	(14,985.34)	
	300		12/28/07		10,839.36	15,235.98	(4,396.62)	
	160		12/28/07		5,780.99	8,133.90	(2,352.91)	
125012400	260	GOODRICH CORP	11/08/07	12/30/08	9,409.34	18,561.40	(9,152.06)	
125012600	212	GOOGLE INC	10/31/06	12/30/08	64,583.53	102,090.36	(37,506.83)	
	185	CLASS A	12/22/06		56,358.27	84,134.63	(27,776.36)	
	138		12/27/06		42,040.22	64,187.44	(22,147.22)	
	161		01/05/07		49,046.93	77,405.61	(28,358.68)	
	70		01/11/07		21,324.75	34,910.57	(13,585.82)	
	60		12/28/07		18,278.36	42,196.37	(23,918.01)	
125012900	96	HAIN CELESTIAL GROUP INC	05/10/06	12/30/08	1,739.69	2,542.75	(803.06)	
	256		07/26/06		4,639.17	5,646.18	(1,007.01)	
	183		11/08/06		3,316.29	5,091.92	(1,775.63)	
	306		02/27/07		5,545.27	8,977.73	(3,432.46)	
	401		06/18/07		7,266.84	11,644.04	(4,377.20)	
	154		07/13/07		2,790.76	4,285.77	(1,495.01)	
	227		07/16/07		4,113.65	6,324.29	(2,210.64)	
	680		09/21/07		12,322.82	21,398.60	(9,075.78)	
	788		12/19/07		14,279.98	25,329.08	(11,049.10)	
125013000	1,110	HALLIBURTON CO HOLDINGS CO	12/18/07	12/30/08	19,103.10	40,326.30	(21,223.20)	
125013100	620	HANNOVER REINS CORP-EUR	12/18/06	12/30/08	9,795.94	14,105.00	(4,309.06)	
	230	ADR	01/05/07		3,633.98	5,237.74	(1,603.76)	
	330		01/11/07		5,213.97	7,464.34	(2,250.37)	
	440		08/23/07		6,951.96	9,944.00	(2,992.04)	
	740		12/06/07		11,691.93	18,017.22	(6,325.29)	
	1,725		12/18/07		27,254.85	39,071.25	(11,816.40)	
	265		12/28/07		4,186.98	6,227.50	(2,040.52)	

2008 YEAR END SUMMARY



Ref. 00009250 00081345

CITI GLOBAL IMPACT FUNDING  
Account Number 692-72495-13 643

Details of Long Term Gain (Loss) 2008 - continued

Reference number	Quantity	Security Description	Opening Trade Date	Closing Trade Date	Sale Proceeds	Cost	(Loss)	Gain
125013700	906	HEWLETT PACKARD CO	12/18/07	12/30/08	\$ 32,472.12	\$ 46,414.38	(\$ 13,942.26)	
	1,047		12/18/07		37,525.73	53,700.63	(16,174.90)	
	305		12/19/07		10,931.56	15,579.40	(4,647.84)	
125013800	424	HEXCEL CORP NEW	07/02/07	12/30/08	2,863.59	9,343.26	(6,479.67)	
	245		07/09/07		1,654.67	5,747.65	(4,092.98)	
	319		09/21/07		2,154.45	6,989.29	(4,834.84)	
	536		12/19/07		3,620.02	13,394.64	(9,774.62)	
125014100	922	HONEYWELL INTL INC	12/18/07	12/30/08	29,712.11	55,724.76	(26,012.65)	
	1,626		12/18/07		52,399.02	98,093.33	(45,694.31)	
	470		12/19/07		15,146.09	28,721.23	(13,575.14)	
125014400	187	INFOSYS TECHNOLOGIE SP ADR	12/10/07	12/30/08	4,546.58	8,528.44	(3,981.86)	
	660		12/18/07		16,046.75	27,563.65	(11,516.90)	
125014500	70	ING GROEP NV SPONS ADR	12/18/06	12/30/08	753.97	3,059.11	(2,305.14)	
	200		01/05/07		2,154.19	8,756.88	(6,602.69)	
	280		01/11/07		3,015.86	12,086.34	(9,070.48)	
	116		08/23/07		1,249.42	4,657.86	(3,408.44)	
125014700	317	INTERCONTINENTALEXCHANGE INC	07/19/06	12/30/08	24,911.19	18,352.81		6,558.38
	287		10/31/06		22,553.65	24,162.53	(1,608.88)	
	146		12/22/06		11,473.29	15,621.04	(4,147.75)	
	296		12/27/06		23,260.91	31,567.30	(8,306.39)	
	162		01/05/07		12,730.63	20,346.63	(7,616.00)	
	319		01/11/07		25,068.35	43,074.89	(18,006.54)	
	97		12/28/07		7,622.66	18,380.27	(10,757.61)	
125014800	3	INTL BUSINESS MACHINES CORP	09/26/07	12/30/08	248.79	353.38	(104.59)	
125014900	119	INTERNATIONAL PWR PLC SPONS ADR	01/04/06	12/30/08	4,011.39	5,305.02	(1,293.63)	
	465		01/17/06		15,674.74	21,612.46	(5,937.72)	
	85		04/28/06		2,865.27	4,676.70	(1,811.43)	
	225		05/30/06		7,584.55	11,812.50	(4,227.95)	
	213		12/20/07		7,180.04	19,297.80	(12,117.76)	
125015000	63	INTERPUBLIC GROUP OF COS INC	05/15/07	12/30/08	231.21	737.77	(506.56)	
	145		05/17/07		532.15	1,687.80	(1,155.65)	
	625		06/20/07		2,293.74	7,326.94	(5,033.20)	
	251		06/21/07		921.16	2,915.72	(1,994.56)	
	4,500		12/18/07		16,514.90	36,225.00	(19,710.10)	
	750		12/19/07		2,752.48	6,120.00	(3,367.52)	
125015100	92	INTUITIVE SURGICAL INC	08/07/06	12/30/08	11,345.63	8,865.40		2,480.23
	54		10/31/06		6,659.39	5,390.28		1,269.11
	67		12/22/06		8,262.58	6,571.12		1,691.46
	108		12/27/06		13,318.79	10,480.97		2,837.82

2  
0  
0  
8  
  
Y  
E  
A  
R  
  
E  
N  
D  
  
S  
U  
M  
M  
A  
R  
Y

Ref 00009250 00081346

CITI GLOBAL IMPACT FUNDING  
Account Number 692-72495-13 643

Details of Long-Term Gain/(Loss) 2008 - continued

Reference number	Quantity	Security Description	Opening Trade Date	Closing Trade Date	Sale Proceeds	Cost	(Loss)	Gain
	253		01/05/07		\$ 31,200.49	\$ 24,149.86		\$ 7,050.63
	151		01/11/07		18,621.65	13,424.43		5,197.22
	41		12/28/07		5,056.21	13,254.23	(8,198.02)	
125015200	413	IRON MTN INC (DEL)	04/28/06	12/30/08	9,292.57	10,776.43	(1,483.86)	
	198		05/30/06		4,455.04	4,964.52	(509.48)	
	378		10/31/06		8,505.07	10,951.92	(2,446.85)	
	474		12/22/06		10,665.08	13,212.56	(2,547.48)	
	751		01/05/07		16,897.63	20,314.63	(3,417.00)	
	196		01/11/07		4,410.03	5,403.25	(993.22)	
	139		12/28/07		3,127.52	5,120.47	(1,992.95)	
125015300	200	JPMORGAN CHASE & CO	05/09/06	12/30/08	6,080.65	9,208.00	(3,127.35)	
	300		01/05/07		9,120.97	14,355.00	(5,234.03)	
	300		01/08/07		9,120.97	14,400.00	(5,279.03)	
	207		05/10/07		6,293.47	10,838.11	(4,544.64)	
	144		05/17/07		4,378.07	7,578.33	(3,200.26)	
	3,455		12/18/07		105,043.16	149,395.58	(44,352.42)	
	615		12/19/07		18,697.99	26,973.29	(8,275.30)	
	37		12/28/07		1,124.90	1,599.88	(474.98)	
125015400	287	JARDEN CORP	09/19/07	12/30/08	3,113.53	9,152.57	(6,039.04)	
	260		09/21/07		2,820.62	7,851.61	(5,030.99)	
	314		10/05/07		3,406.44	10,536.43	(7,129.99)	
	395		12/19/07		4,285.17	9,928.29	(5,643.12)	
125015600	458	JOHNSON & JOHNSON	12/18/07	12/30/08	26,885.59	30,942.48	(4,056.89)	
125015900	370	KIMBERLY CLARK CORP	01/11/06	12/30/08	19,328.73	22,655.10	(3,326.37)	
	400		04/28/06		20,895.92	23,420.00	(2,524.08)	
	100		05/09/06		5,223.98	6,074.00	(850.02)	
	300		01/05/07		15,671.94	20,559.00	(4,887.06)	
	200		01/11/07		10,447.96	13,838.00	(3,390.04)	
	46		04/16/07		2,403.03	3,235.06	(832.03)	
	538		05/10/07		28,105.02	38,157.27	(10,052.25)	
	77		05/17/07		4,022.47	5,505.50	(1,483.03)	
	1,495		12/18/07		78,098.51	101,823.10	(23,724.59)	
	345		12/19/07		18,022.73	23,442.68	(5,419.95)	
125016100	40	KRAFT FOODS INC CLASS A	05/02/07	12/30/08	1,055.31	1,340.78	(285.47)	
	500		05/03/07		13,191.38	16,695.70	(3,504.32)	
	2,000		05/09/07		52,765.50	65,338.60	(12,573.10)	
	1,435		05/10/07		37,859.25	46,737.95	(8,878.70)	
	192		05/17/07		5,065.49	6,326.40	(1,260.91)	
	4,080		12/18/07		107,641.63	132,589.39	(24,947.76)	

2008 YEAR END SUMMARY

Ref. 00009250 00081347

CITI GLOBAL IMPACT FUNDING  
Account Number 692-72495-13 643

Details of Long Term Gain (Loss) 2008 - continued

2  
0  
0  
8  
  
Y  
E  
A  
R  
  
E  
N  
D  
  
S  
U  
M  
M  
A  
R  
Y

Reference number	Quantity	Security Description	Opening Trade Date	Closing Trade Date	Sale Proceeds	Cost	(Loss)	Gain
	895		12/19/07		\$ 23,612.56	\$ 29,704.16	(\$ 6,091.60)	
	300		12/28/07		7,914.83	9,870.00	(1,955.17)	
125016200	409	LSI CORP	06/21/07	12/30/08	1,352.72	3,420.14	(2,067.42)	
	1,783		06/29/07		5,897.06	13,381.42	(7,484.36)	
	318		07/23/07		1,051.75	2,539.48	(1,487.73)	
	1,185		08/21/07		3,919.25	7,904.07	(3,984.82)	
	9,545		12/18/07		31,568.95	51,733.90	(20,164.95)	
	2,110		12/19/07		6,978.57	11,372.90	(4,394.33)	
125016300	380	LAFARGE SPONS ADR NEW	12/18/06	12/30/08	5,775.97	14,208.20	(8,432.23)	
	150	LAFARGE COPPEE	01/05/07		2,279.99	5,499.69	(3,219.70)	
	200		01/11/07		3,039.98	7,244.10	(4,204.12)	
	360		08/23/07		5,471.97	13,820.80	(8,348.83)	
	535		12/18/07		8,131.95	23,368.16	(15,236.21)	
	85		12/28/07		1,291.99	3,879.70	(2,587.71)	
125016400	846	LAS VEGAS SANDS CORP	11/13/07	12/30/08	4,848.23	98,106.31	(93,258.08)	
	649		12/20/07		3,719.27	72,139.79	(68,420.52)	
	83		12/28/07		475.65	8,807.94	(8,332.29)	
125016600	123	LEAP WIRELESS INTERNATIONAL INC NEW	12/04/07	12/30/08	3,101.92	4,400.09	(1,298.17)	
	384		12/19/07		9,684.04	15,371.52	(5,687.48)	
125016900	145	LINCOLN NATIONAL CORP -JND-	02/23/05	12/30/08	2,590.25	6,826.60	(4,236.35)	
	150		05/26/05		2,679.57	6,786.00	(4,106.43)	
	100		09/22/05		1,786.38	5,120.00	(3,333.62)	
	600		01/05/06		10,718.28	32,440.73	(21,722.45)	
	200		01/10/06		3,572.76	10,898.00	(7,325.24)	
	400		01/11/06		7,145.52	21,748.00	(14,602.48)	
	100		04/28/06		1,786.38	5,808.00	(4,021.62)	
	200		05/09/06		3,572.76	11,678.00	(8,105.24)	
	200		05/30/06		3,572.76	11,148.00	(7,575.24)	
	200		01/05/07		3,572.76	13,042.60	(9,469.84)	
	200		01/11/07		3,572.76	13,250.00	(9,677.24)	
	200		12/28/07		3,572.76	11,626.00	(8,053.24)	
125017000	166	LOCKHEED MARTIN CORP	12/18/07	12/30/08	13,889.14	17,929.66	(4,040.52)	
125017100	59	LOUISIANA PACIFIC CORP	03/30/07	12/30/08	84.37	1,185.62	(1,101.25)	
	86		04/16/07		122.98	1,776.76	(1,653.78)	
	93		05/08/07		132.99	1,840.34	(1,707.35)	
	961		05/10/07		1,374.22	19,127.46	(17,753.24)	
	86		05/17/07		122.98	1,691.62	(1,568.64)	
	2,260		12/18/07		3,231.78	30,869.34	(27,637.56)	

Ref 00009250 00081348

CITI GLOBAL IMPACT FUNDING

Account Number 692-72495-13 643

Details of Long Term Gain (Loss) 2008 - continued

2  
0  
0  
8  
  
Y  
E  
A  
R  
  
E  
N  
D  
  
S  
U  
M  
M  
A  
R  
Y

Reference number	Quantity	Security Description	Opening Trade Date	Closing Trade Date	Sale Proceeds	Cost	(Loss)	Gain
	635		12/19/07		\$ 908.04	\$ 8,761.03	(\$ 7,852.99)	
	1,525		12/28/07		2,180.74	20,760.28	(18,579.54)	
125017200	410	MACQUARIE GROUP SPONS ADR	08/23/07	12/30/08	7,937.55	26,231.06	(18,293.51)	
	310		12/18/07		6,001.56	19,747.00	(13,745.44)	
	110		12/28/07		2,129.59	7,521.83	(5,392.24)	
125017300	48	MAGELLAN HEALTH SVCS INC-NEW	02/26/07	12/30/08	1,849.38	2,123.72	(274.34)	
	233		02/27/07		8,977.21	10,049.10	(1,071.89)	
	230		07/30/07		8,861.62	9,758.19	(896.57)	
	341		09/21/07		13,138.32	13,961.39	(823.07)	
	397		12/19/07		15,295.93	18,384.28	(3,088.35)	
125017600	560	MARATHON OIL CORP	12/27/06	12/30/08	14,772.04	25,965.24	(11,193.20)	
	1,200		01/06/07		31,654.38	51,598.92	(19,944.54)	
	800		01/11/07		21,102.92	33,353.76	(12,250.84)	
125017800	56	MARTEK BIOSCIENCES CORP	11/08/06	12/30/08	1,674.89	1,388.24		286.65
	249		02/27/07		7,447.30	5,736.96		1,710.34
	198		09/21/07		5,921.95	5,677.16		244.79
	356		12/19/07		10,647.54	10,398.05		249.49
125017900	155	MARVEL ENTERTAINMENT INC	10/25/07	12/30/08	4,719.02	3,724.60		994.42
	435		11/01/07		13,243.67	10,532.22		2,711.45
	441		12/19/07		13,426.34	11,907.75		1,518.59
125018000	500	MATTEL INC DE	01/06/06	12/30/08	7,886.21	7,755.00		131.21
	400		01/10/06		6,308.96	6,180.00		128.96
	1,600		01/11/06		25,235.86	24,720.00		515.86
	600		04/28/06		9,463.45	9,714.00	(250.55)	
	800		05/09/06		12,617.93	12,840.00	(222.07)	
	700		01/05/07		11,040.69	16,072.00	(5,031.31)	
	600		01/11/07		9,463.45	14,136.00	(4,672.55)	
	61		01/24/07		962.12	1,460.83	(498.71)	
	426		02/27/07		6,719.05	11,131.38	(4,412.33)	
	54		04/16/07		851.71	1,529.82	(678.11)	
	977		05/10/07		15,409.65	28,596.79	(13,187.14)	
	133		05/17/07		2,097.73	3,789.17	(1,691.44)	
	168		09/26/07		2,649.77	3,964.65	(1,314.88)	
	2,750		12/18/07		43,374.13	54,670.00	(11,295.87)	
	710		12/19/07		11,198.41	13,972.80	(2,774.39)	
125018100	724	MCDONALDS CORP	12/18/07	12/30/08	44,427.29	43,171.40		1,255.89
125018200	221	MEADWESTVACD CORP	01/24/07	12/30/08	2,353.22	6,599.06	(4,245.84)	
	503		02/27/07		5,355.96	15,824.38	(10,468.42)	
	150		04/16/07		1,597.21	4,897.50	(3,300.29)	

Ref. 00009250 00C81349

CITI GLOBAL IMPACT FUNDING

Account Number 692-72495-13 643

Details of Long Term Gain (Loss) 2008 - continued

2  
0  
0  
8  
  
Y  
E  
A  
R  
  
E  
N  
D  
  
S  
U  
M  
M  
A  
R  
Y

Reference number	Quantity	Security Description	Opening Trade Date	Closing Trade Date	Sale Proceeds	Cost	(Loss)	Gain
	1,108		05/10/07		\$ 11,798.03	\$ 35,344.09	(\$ 23,546.06)	
	118		05/17/07		1,256.47	3,791.34	(2,534.87)	
	3,005		12/18/07		31,997.36	93,568.79	(61,571.43)	
	645		12/19/07		6,867.99	20,108.07	(13,240.08)	
125018500	13	MICROS SYSTEMS INC	09/21/07	12/30/08	203.59	406.77	(203.18)	
	412		12/19/07		6,452.09	14,413.41	(7,961.32)	
125018600	66	MICROSOFT CORP	02/27/07	12/30/08	1,268.51	1,871.76	(603.25)	
	171		04/16/07		3,286.60	4,914.08	(1,627.48)	
	1,115		05/10/07		21,430.18	34,261.72	(12,831.54)	
	102		05/17/07		1,960.43	3,166.82	(1,206.39)	
	1,801		12/18/07		34,615.02	61,918.38	(27,303.36)	
125018800	1,080	MITSUBISHI CORP	12/18/07	12/30/08	29,592.91	57,235.03	(27,642.12)	
	150	SPONS ADR	12/28/07		4,110.13	8,190.00	(4,079.87)	
125019100	97	MOODYS CORPORATION	05/09/06	12/30/08	1,921.56	5,445.72	(3,524.16)	
	465		05/30/06		9,211.60	24,696.71	(15,485.11)	
	115		10/31/06		2,278.14	7,709.60	(5,431.46)	
	283		12/22/06		5,606.20	19,960.24	(14,354.04)	
	432		12/27/06		8,557.87	30,365.54	(21,807.67)	
	367		01/05/07		7,270.23	25,361.42	(18,091.19)	
	350		01/11/07		6,933.46	24,220.63	(17,287.17)	
	211		10/03/07		4,179.89	11,408.98	(7,229.09)	
	2,010		10/05/07		39,817.88	106,686.98	(66,869.10)	
	162		12/28/07		3,209.20	5,854.36	(2,645.16)	
125019200	269	MOTOROLA INC DE	11/19/07	12/30/08	1,100.20	4,325.12	(3,224.92)	
	191		11/21/07		781.19	2,918.59	(2,137.40)	
	3,220		12/18/07		13,169.72	51,616.60	(38,446.88)	
	2,135		12/19/07		8,732.10	34,181.35	(25,449.25)	
	110		12/20/07		449.90	1,763.72	(1,313.82)	
125019400	414	NBTY INC	12/13/07	12/30/08	6,266.23	11,160.49	(4,894.26)	
	187		12/19/07		2,830.40	4,974.14	(2,143.74)	
	456		12/26/07		6,901.93	12,685.05	(5,783.12)	
125019600	1,027	NATIONAL OILWELL VARCO INC	06/14/07	12/30/08	24,581.31	53,801.45	(29,220.14)	
	3,030		07/13/07		72,523.24	169,280.04	(96,756.80)	
	689		12/20/07		16,491.26	48,168.89	(31,677.63)	
	335		12/28/07		8,018.25	24,853.25	(16,835.00)	
125019900	325	NIKE INC CL B	12/18/07	12/30/08	15,922.31	20,250.49	(4,328.18)	
125020100	35	NIPPON TEL & TEL SPON ADR	07/19/07	12/30/08	948.62	782.45		166.17
	230		08/23/07		6,233.79	5,128.98		1,104.81

Ref 00009250 00081350

CITI GLOBAL IMPACT FUNDING  
Account Number 692-72495-13 643

Details of Long Term Gain (Loss) 2008 - continued

Reference number	Quantity	Security Description	Opening Trade Date	Closing Trade Date	Sale Proceeds	Cost	(Loss)	Gain
	2,160		12/18/07		\$ 58,543.45	\$ 51,583.61		\$ 6,959.84
	205		12/28/07		5,556.21	5,049.15		507.06
125020500	200	NORSK HYDRO A S SPONS ADR	01/11/07	12/30/08	785.00	5,665.02	(4,880.02)	
	300		08/23/07		1,177.49	10,803.03	(9,625.54)	
	1,460		12/18/07		5,730.46	19,404.86	(13,674.40)	
125020600	371	NUCOR CORP	05/10/07	12/30/08	17,022.50	24,157.29	(7,134.79)	
	41		05/17/07		1,881.19	2,707.64	(826.45)	
125020700	60	OCCIDENTAL PETROLEUM CORP-DEL	05/30/06	12/30/08	3,485.48	2,907.00		578.48
	600		12/27/06		34,854.76	29,629.62		5,225.14
	500		01/05/07		29,045.64	22,705.00		6,340.64
	700		01/11/07		40,663.89	30,107.00		10,556.89
125020800	532	ON SEMICONDUCTOR CORP	12/14/07	12/30/08	1,739.68	4,301.33	(2,561.65)	
	1,783		12/19/07		5,830.55	14,388.81	(8,558.26)	
125020900	1,363	PMC SIERRA INC	09/21/07	12/30/08	6,472.99	11,108.45	(4,635.46)	
	2,039		12/19/07		9,683.36	13,416.62	(3,733.26)	
125021200	1,310	PFIZER INC	04/26/06	12/30/08	23,085.08	32,742.27	(9,657.19)	
	2,300		05/01/06		40,531.06	58,632.06	(18,101.00)	
	1,715		05/02/06		30,222.07	43,374.24	(13,152.17)	
	700		05/09/06		12,335.54	17,822.00	(5,486.46)	
	1,200		05/30/06		21,146.64	28,332.00	(7,185.36)	
	1,000		12/27/06		17,622.20	26,170.00	(8,547.80)	
	600		01/05/07		10,573.32	15,774.00	(5,200.68)	
	800		01/08/07		14,097.76	20,952.00	(6,854.24)	
	700		01/11/07		12,335.54	18,508.00	(6,172.46)	
	438		02/27/07		7,718.52	11,212.41	(3,493.89)	
	290		03/05/07		5,110.44	7,204.30	(2,093.86)	
	85		03/30/07		1,497.89	2,135.55	(637.66)	
	182		04/16/07		3,207.24	4,886.70	(1,679.46)	
	157		04/20/07		2,766.69	4,231.67	(1,464.98)	
	1,604		05/10/07		28,266.01	43,306.40	(15,040.39)	
	201		05/17/07		3,542.06	5,485.09	(1,943.03)	
	306		07/18/07		5,392.39	7,721.30	(2,328.91)	
	4,505		12/18/07		79,388.02	104,200.65	(24,812.63)	
	1,250		12/19/07		22,027.75	28,850.00	(6,822.25)	
	1,000		12/28/07		17,622.20	22,895.30	(5,273.10)	
125021300	165	PINNACLE ENTMT INC	01/05/07	12/30/08	1,131.96	5,100.45	(3,968.49)	
	335		02/27/07		2,298.22	11,105.25	(8,807.03)	
	238		03/05/07		1,632.77	7,179.53	(5,546.76)	
	306		07/18/07		2,099.27	9,276.79	(7,177.52)	

2  
0  
0  
8  
  
Y  
E  
A  
R  
  
E  
N  
D  
  
S  
U  
M  
M  
A  
R  
Y

Ref 00009250 00081351

CITI GLOBAL IMPACT FUNDING

Account Number 692-72495-13 643

Details of Long Term Gain (Loss) 2008 - continued

2008 YEAR END SUMMARY

Reference number	Quantity	Security Description	Opening Trade Date	Closing Trade Date	Sale Proceeds	Cost	(Loss)	Gain
	349		09/07/07		\$ 2,394.27	\$ 9,115.36	(\$ 6,721.09)	
	724		09/21/07		4,966.90	19,241.46	(14,274.56)	
	940		12/19/07		6,448.74	21,845.51	(15,396.77)	
125021600	120	PRUDENTIAL PLC ADR	01/05/07	12/30/08	1,387.54	3,345.76	(1,958.22)	
	410		01/11/07		4,740.76	11,581.02	(6,840.26)	
	370		08/23/07		4,278.25	10,260.29	(5,982.04)	
	2,775		12/18/07		32,086.87	75,836.31	(43,749.44)	
125021800	1,628	QWEST COMMUNICATIONS INTL	02/27/07	12/30/08	5,553.24	14,196.16	(8,642.92)	
	266		03/05/07		907.35	2,278.26	(1,370.91)	
	746		04/16/07		2,544.67	8,646.86	(4,102.19)	
	6,371		05/10/07		21,731.99	61,225.31	(39,493.32)	
	602		05/17/07		2,053.47	5,887.56	(3,834.09)	
	1,117		11/01/07		3,810.18	8,069.32	(4,259.14)	
	1,000		11/05/07		3,411.08	6,960.10	(3,549.02)	
	16,330		12/18/07		55,702.95	114,310.00	(58,607.05)	
	5,800		12/19/07		19,784.27	40,262.00	(20,467.73)	
125021900	185	RWE AG SPONS ADR -USD	08/08/07	12/30/08	16,744.94	20,487.64	(3,742.70)	
	40		08/23/07		3,620.52	4,420.92	(800.40)	
	185		12/18/07		16,744.94	25,585.50	(8,840.56)	
	30		12/28/07		2,715.40	4,258.50	(1,543.10)	
125022100	675,8827	REED ELSEVIER NV	12/18/07	12/30/08	16,050.36	29,723.60	(13,673.24)	
	160 1173		12/28/07		3,802.35	7,375.79	(3,573.44)	
125022300	50	REXAM PLC SPONS ADR	12/18/06	12/30/08	1,249.99	2,674.43	(1,424.44)	
	150	-NEW-	01/05/07		3,749.98	7,633.44	(3,883.46)	
	370		08/23/07		9,249.95	19,525.79	(10,275.84)	
	694		12/18/07		17,349.90	27,793.11	(10,443.21)	
	105		12/28/07		2,624.98	4,404.48	(1,779.50)	
125022400	150	REYNOLDS AMERICAN INC	09/22/05	12/30/08	6,079.28	6,015.27		64.01
	400		01/05/06		16,211.39	19,582.00	(3,370.61)	
	200		01/06/06		8,105.69	9,831.00	(1,725.31)	
	600		01/11/06		24,317.08	29,926.26	(5,609.18)	
	200		05/30/06		8,105.69	11,086.00	(2,980.31)	
	300		01/08/07		12,158.54	19,389.00	(7,230.46)	
125022500	40	RICOH CO LTD ADR-NEW	12/18/06	12/30/08	2,470.43	4,047.97	(1,577.54)	
	70		01/05/07		4,323.26	7,154.00	(2,830.74)	
	110		01/11/07		6,793.69	10,945.00	(4,151.31)	
	70		08/23/07		4,323.26	7,672.92	(3,349.66)	
	535		12/18/07		33,042.06	49,910.95	(16,868.89)	
	95		12/28/07		5,867.28	8,802.61	(2,935.33)	

Ref 00009250 00181352

CITI GLOBAL IMPACT FUNDING  
Account Number 692-72495-13 643

Details of Long Term Gain (Loss) 2008 - continued

Reference number	Quantity	Security Description	Opening Trade Date	Closing Trade Date	Sale Proceeds	Cost	(Loss)	Gain
125022800	102	ROYAL DUTCH SHELL PLC ADR	11/03/05	12/30/08	\$ 5,374.33	\$ 6,379.08	(\$ 1,004.75)	
	240	CL A	12/15/05		12,645.48	14,959.20	(2,313.72)	
	20		05/30/06		1,053.79	1,324.60	(270.81)	
	200		05/23/07		10,537.90	15,043.50	(4,505.60)	
	400		09/25/07		21,075.80	33,446.80	(12,371.00)	
	700		10/01/07		36,882.65	58,346.96	(21,464.31)	
	800		10/05/07		42,151.60	63,864.24	(21,712.64)	
	21		12/20/07		1,106.48	1,724.73	(618.25)	
125023000	465	SBA COMMUNICATIONS CORP	02/27/07	12/30/08	7,186.81	12,829.35	(5,642.54)	
	282		03/02/07		4,358.45	7,415.61	(3,057.16)	
	614		09/21/07		9,489.69	21,397.84	(11,908.15)	
	294		11/13/07		4,543.92	9,852.88	(5,308.96)	
	847		12/19/07		13,090.82	27,843.31	(14,752.49)	
125023200	1,651	SALESFORCE.COM INC	02/14/07	12/30/08	50,800.49	82,107.20	(31,306.71)	
	1,457		10/02/07		44,831.20	74,780.53	(29,949.33)	
	195		12/28/07		6,000.06	12,438.68	(6,438.62)	
125023300	740	SANOFI-AVENTIS SPONS ADR	12/18/07	12/30/08	23,810.70	34,214.94	(10,404.24)	
	170		12/28/07		5,470.02	7,886.30	(2,416.28)	
125023500	65	SAWWIS INC-NEW	01/11/07	12/30/08	383.63	2,351.33	(1,967.70)	
	37		01/18/07		218.38	1,497.05	(1,278.67)	
	214		02/27/07		1,263.04	9,341.08	(8,078.04)	
	256		07/27/07		1,510.93	9,714.76	(8,203.83)	
	247		08/09/07		1,457.81	9,348.63	(7,890.82)	
	260		09/19/07		1,534.54	9,571.85	(8,037.31)	
	432		09/21/07		2,549.69	15,278.18	(12,728.49)	
	280		11/09/07		1,652.58	9,553.57	(7,900.99)	
	637		12/19/07		3,759.62	16,871.58	(13,111.96)	
125023600	926	SCHLUMBERGER LTD	11/20/06	12/30/08	37,974.49	58,565.05	(20,590.56)	
	550		12/07/06		22,555.04	36,948.07	(14,393.03)	
	194		12/08/06		7,955.78	12,921.84	(4,966.06)	
	128		12/22/06		5,249.17	8,080.80	(2,831.63)	
	441		12/27/06		18,085.04	27,982.42	(9,897.38)	
	192		12/28/07		7,873.76	19,007.98	(11,134.22)	
125023900	34	SECOM LTD ADR	11/03/05	12/30/08	3,468.07	3,420.40		47.67
	190		01/06/06		19,380.36	20,805.00	(1,424.64)	
	20		04/28/06		2,040.04	2,200.00	(159.96)	
	105		05/30/06		10,710.20	10,893.75	(183.55)	
	67		12/20/07		6,834.13	7,120.95	(286.82)	

2  
0  
0  
8  
  
Y  
E  
A  
R  
  
E  
N  
D  
  
S  
U  
M  
M  
A  
R  
Y



Ref: 00009250 00081353

CITI GLOBAL IMPACT FUNDING  
Account Number 692-72495-13 643

2  
0  
0  
8  
  
Y  
E  
A  
R  
  
E  
N  
D  
  
S  
U  
M  
M  
A  
R  
Y

**Details of Long-Term Gain (Loss) 2008 continued**

Reference number	Quantity	Security Description	Opening Trade Date	Closing Trade Date	Sale Proceeds	Cost	(Loss)	Gain
125024100	3,860.7542	SILICONWARE PRECISION INDS	04/26/06	12/30/08	\$ 16,797.27	\$ 25,142.09	(\$ 8,344.82)	
	1,138.0852	SPON ADR	12/20/07		4,951.55	9,938.42	(4,986.87)	
125024300	683	SONY CORP SPON ADR-NEW	05/10/07	12/30/08	14,628.07	36,725.86	(22,097.79)	
	77		1,649.14		4,209.59	(2,560.45)		
	1,296		27,756.92		69,181.78	(41,424.86)		
	420		8,995.30		22,720.99	(13,725.69)		
125024400	615	STARBUCKS CORP	04/20/06	12/30/08	5,666.95	24,033.15	(18,366.20)	
	463		4,266.34		17,506.31	(13,239.97)		
	1,163		10,716.52		43,333.38	(32,616.86)		
	1,135		10,458.51		43,981.48	(33,522.97)		
	1,763		16,245.25		61,264.60	(45,019.35)		
	1,066		9,822.71		40,486.47	(30,663.76)		
	1,467		13,517.74		53,042.17	(39,524.43)		
	1,299		11,969.70		46,659.95	(34,690.25)		
	2,025		18,659.46		71,211.15	(52,551.69)		
	570		5,252.29		20,229.30	(14,977.01)		
	579		5,335.22		11,730.60	(6,395.38)		
125024500	580	STATOILHYDRO ASA SPONS ADR	10/16/07	12/30/08	9,447.45	19,638.83	(10,191.38)	
	1,360		22,152.65		39,574.91	(17,422.26)		
	75		1,221.65		2,331.47	(1,109.82)		
125024600	163	STRYKER CORP	01/11/06	12/30/08	6,381.63	7,807.94	(1,426.31)	
	99		3,875.96		4,326.56	(450.60)		
	78		3,053.78		3,503.49	(449.71)		
	42		1,644.35		1,854.02	(209.67)		
	289		11,314.66		12,730.45	(1,415.79)		
	313		12,254.29		13,833.72	(1,579.43)		
	84		3,288.69		4,384.80	(1,096.11)		
	262		10,257.58		14,342.72	(4,085.14)		
	275		10,766.55		15,191.30	(4,424.75)		
	229		8,965.60		12,700.48	(3,734.88)		
	139		5,442.00		8,102.60	(2,660.60)		
	77		3,014.63		5,820.61	(2,805.98)		
	125025000		160		TNT N V SPONSORED ADR-USD	12/18/06	12/30/08	3,047.98
200		3,809.98	8,597.92	(4,787.94)				
250		4,762.47	10,823.95	(6,061.48)				
350		6,667.46	14,667.87	(8,000.41)				
1,550		29,527.33	63,484.59	(33,957.26)				
215		4,095.73	8,939.89	(4,844.16)				

Ref 00009250 00081354

CITI GLOBAL IMPACT FUNDING  
Account Number 692-72495-13 643

2  
0  
0  
8  
  
Y  
E  
A  
R  
  
E  
N  
D  
  
S  
U  
M  
M  
A  
R  
Y

Details of Long Term Gain (Loss) 2008 - continued

Reference number	Quantity	Security Description	Opening Trade Date	Closing Trade Date	Sale Proceeds	Cost	(Loss)	Gain
125025100	270	TALISMAN ENERGY INC	01/05/07	12/30/08	\$ 2,602.92	\$ 4,107.30	(\$ 1,504.38)	
	490		01/11/07		4,723.82	7,521.06	(2,797.24)	
	760		08/23/07		7,326.74	13,010.59	(5,683.85)	
	2,775		12/18/07		26,752.23	49,371.97	(22,619.74)	
	180		12/28/07		1,735.28	3,376.80	(1,641.52)	
125025300	855	TELENOR ASA	12/18/07	12/30/08	16,812.37	60,076.32	(43,263.95)	
	80	ADR REPSTG	12/28/07		1,573.09	5,736.00	(4,162.91)	
125025500	1,702	TENET HEALTHCARE CORP	02/27/07	12/30/08	1,872.19	11,922.00	(10,049.81)	
	532		04/16/07		585.20	3,771.88	(3,186.68)	
	4,394		05/10/07		4,833.37	30,977.70	(26,144.33)	
	481		05/17/07		529.10	3,371.81	(2,842.71)	
	2,185		11/30/07		2,403.49	11,647.80	(9,244.31)	
	14,610		12/18/07		16,070.91	71,735.10	(55,664.19)	
	3,460		12/19/07		3,805.98	17,507.60	(13,701.62)	
125025600	3,801	TERREMARK WORLDWIDE INC	03/22/07	12/30/08	13,239.57	30,408.00	(17,168.43)	
	1,395	NEW	09/21/07		4,859.04	10,486.91	(5,627.87)	
	1,793		12/19/07		6,245.34	10,929.77	(4,684.43)	
125025700	154	TEVA PHARMACEUTICAL INDS	11/26/07	12/30/08	6,454.26	6,753.29	(299.03)	
	265	LTD ADR	11/27/07		11,106.36	11,486.77	(380.41)	
	158		12/20/07		6,621.90	6,964.32	(342.42)	
125025900	528	TIME WARNER INC	05/10/07	12/30/08	5,275.22	11,303.85	(6,028.63)	
	254		05/17/07		2,537.70	5,467.93	(2,930.23)	
	757		06/20/07		7,563.14	16,577.85	(9,014.71)	
125026000	1,222.0687	TOKIO MARINE HLDGS INC	01/11/06	12/30/08	35,562.00	43,457.01	(7,895.01)	
	574.9313	ADR	04/28/06		16,730.41	23,089.23	(6,358.82)	
	343		12/20/07		9,981.24	11,164.65	(1,183.41)	
125026200	500	TOTAL S A SPONS ADR	12/13/07	12/30/08	27,509.90	41,578.70	(14,068.80)	
	410		12/18/07		22,558.10	32,340.88	(9,782.78)	
	40		12/24/07		2,200.79	3,236.61	(1,035.82)	
	360		12/26/07		19,807.13	29,422.44	(9,615.31)	
	45		12/28/07		2,475.89	3,756.15	(1,280.26)	
125026300	520	TRAVELERS COMPANIES INC	01/05/06	12/30/08	22,847.53	24,356.80	(1,509.27)	
	200		01/10/06		8,787.51	9,366.00	(578.49)	
	500		01/11/06		21,968.78	23,820.00	(1,851.22)	
	700		04/28/06		30,756.29	30,849.00	(92.71)	
	100		05/09/06		4,393.76	4,540.00	(146.24)	
	200		05/30/06		8,787.49	8,658.00		129.49
	300		01/08/07		13,181.27	15,612.00	(2,430.73)	
	300		01/11/07		13,181.27	15,396.00	(2,214.73)	

Ref 00009250 00031355

CITI GLOBAL IMPACT FUNDING  
Account Number 692-72495-13 643

Details of Long Term Gain/(Loss) 2008 - continued

Reference number	Quantity	Security Description	Opening Trade Date	Closing Trade Date	Sale Proceeds	Cost	(Loss)	Gain
	121		01/24/07		\$ 5,316.44	\$ 6,220.61	(\$ 904.17)	
	335		03/02/07		14,719.08	17,249.05	(2,529.97)	
	120		04/16/07		5,272.51	6,429.60	(1,157.09)	
	70		04/23/07		3,075.63	3,773.06	(697.43)	
	838		05/10/07		36,819.67	47,236.05	(10,416.38)	
	105		05/17/07		4,613.44	5,904.15	(1,290.71)	
	2,295		12/18/07		100,836.68	119,403.80	(18,567.12)	
	465		12/19/07		20,430.96	24,541.68	(4,110.72)	
125026500	1,037	UNITED OVERSEAS BANK LTD	01/06/06	12/30/08	18,790.33	19,132.65	(342.32)	
	1,545	SPONS ADR	05/09/06		27,895.24	31,672.50	(3,677.26)	
125026700	201	UNITED TECHNOLOGIES CORP	12/18/07	12/30/08	10,562.49	15,108.37	(4,545.88)	
125026800	200	V F CORP	09/22/05	12/30/08	10,713.82	11,414.00	(700.18)	
	250		12/28/05		13,392.27	13,897.86	(505.59)	
	500		01/05/06		26,784.55	27,578.30	(793.75)	
	100		01/10/06		5,356.91	5,711.00	(354.09)	
	400		01/11/06		21,427.64	22,627.03	(1,199.39)	
	200		04/28/06		10,713.82	12,257.43	(1,543.61)	
	100		05/09/06		5,356.91	6,255.20	(898.29)	
125027000	2,140	VALEO SPONS ADR -USD-	12/18/07	12/30/08	15,579.11	46,456.83	(30,877.72)	
	620		12/28/07		4,513.57	12,845.90	(8,332.33)	
125027100	116	VALUECLICK INC	02/27/07	12/30/08	749.58	3,161.00	(2,411.42)	
	339		04/02/07		2,190.57	9,116.02	(6,925.45)	
	437		08/27/07		2,823.83	8,799.21	(5,975.38)	
	364		09/21/07		2,352.12	7,428.33	(5,076.21)	
	523		10/02/07		3,379.55	12,062.94	(8,683.39)	
	584		12/19/07		3,773.73	12,909.90	(9,136.17)	
125027200	310	VARIAN MEDICAL SYSTEMS INC	08/21/06	12/30/08	10,671.72	16,154.38	(5,482.66)	
	705		08/22/06		24,269.56	36,741.50	(12,471.94)	
	486		08/23/06		16,730.50	25,308.79	(8,578.29)	
	40		10/31/06		1,377.00	2,188.40	(811.40)	
	414		12/22/06		14,251.91	19,901.02	(5,649.11)	
	393		12/27/06		13,528.99	18,662.71	(5,133.72)	
	346		01/05/07		11,911.02	16,563.02	(4,652.00)	
	168		01/11/07		5,783.38	8,079.12	(2,295.74)	
	98		12/28/07		3,373.64	5,143.82	(1,770.18)	
125027300	135	VERIZON COMMUNICATIONS	12/28/05	12/30/08	4,429.76	3,924.58		505.18
	700		01/05/06		22,969.11	21,209.08		1,760.03
	200		01/06/06		6,562.60	6,000.28		562.32
	200		01/10/06		6,562.60	6,071.24		491.36

2  
0  
0  
8  
  
Y  
E  
A  
R  
  
E  
N  
D  
  
S  
U  
M  
M  
A  
R  
Y

Ref 00009250 00C81356

CITI GLOBAL IMPACT FUNDING  
Account Number 692-72495-13 643

Details of Long Term Gain (Loss) 2008 - continued

Reference number	Quantity	Security Description	Opening Trade Date	Closing Trade Date	Sale Proceeds	Cost	(Loss)	Gain
	700		01/11/06		\$ 22,969.11	\$ 21,504.49		\$ 1,464.62
	300		04/28/06		9,843.90	9,501.07		342.83
	400		05/09/06		13,125.21	12,587.52		537.69
	400		05/30/06		13,125.21	11,870.10		1,255.11
	400		01/08/07		13,125.21	14,655.56	(1,530.35)	
125027800	137	WASTE MGMT INC DEL	02/27/07	12/30/08	4,431.12	4,664.85	(233.73)	
	58		04/16/07		1,875.95	1,989.98	(114.03)	
	464		05/10/07		15,007.58	17,882.56	(2,874.98)	
	77		05/17/07		2,490.48	2,953.72	(463.24)	
	935		12/18/07		30,241.56	31,515.30	(1,273.74)	
	315		12/19/07		10,188.33	10,378.87	(190.54)	
125027900	373	WATSON PHARMACEUTICALS INC	02/27/07	12/30/08	9,547.07	10,559.63	(1,012.56)	
	138		04/16/07		3,532.17	3,760.50	(228.33)	
	990		05/10/07		25,339.40	30,571.20	(5,231.80)	
	94		05/17/07		2,405.96	2,936.56	(530.60)	
	288		06/20/07		7,371.46	9,352.66	(1,981.20)	
	2,955		12/18/07		75,634.27	81,753.92	(6,119.65)	
	770		12/19/07		19,708.42	20,992.90	(1,284.48)	
125028200	270	WHIRLPOOL CORP	12/13/07	12/30/08	10,829.31	22,482.85	(11,653.54)	
	230		12/14/07		9,224.97	18,856.83	(9,631.86)	
	500		12/18/07		20,054.29	40,142.60	(20,088.31)	
	100		12/28/07		4,010.86	8,053.00	(4,042.14)	
125028500	255	WINDSTREAM CORP	08/15/06	12/30/08	2,243.71	3,350.88	(1,107.17)	
	980		08/23/06		8,622.87	12,693.65	(4,070.78)	
	2,920		08/24/06		25,692.64	37,985.99	(12,293.35)	
	1,455		09/06/06		12,802.33	19,351.21	(6,548.88)	
	1,065		09/07/06		9,370.78	14,186.87	(4,816.09)	
	1,080		09/08/06		9,502.76	14,548.57	(5,045.81)	
	1,000		01/05/07		8,798.85	13,950.00	(5,151.15)	
	1,200		01/11/07		10,558.62	17,028.00	(6,469.38)	
125028600	500	WYETH	11/08/07	12/30/08	18,414.50	23,042.00	(4,627.50)	
	1,200		11/13/07		44,194.79	55,517.64	(11,322.85)	
	1,000		11/19/07		36,828.99	46,455.40	(9,626.41)	
	300		12/28/07		11,048.70	13,245.00	(2,196.30)	
125028900	10	ZURICH FINCL SVCS SPON ADR	01/05/07	12/30/08	213.40	274.02	(60.62)	
	360		01/11/07		7,682.35	9,727.81	(2,045.46)	
	420		08/23/07		8,962.75	12,042.16	(3,079.41)	

2  
0  
0  
8  
  
Y  
E  
A  
R  
  
E  
N  
D  
  
S  
U  
M  
M  
A  
R  
Y

Ref 00009250 00031357

CITI GLOBAL IMPACT FUNDING

Account Number 692-72495-13 643

Details of Long Term Gain (Loss) 2008 *continued*

Reference number	Quantity	Security Description	Opening Trade Date	Closing Trade Date	Sale Proceeds	Cost	(Loss)	Gain
	1,920		12/18/07		\$ 40,972.57	\$ 55,488.00	(\$ 14,515.43)	
	265		12/28/07		5,655.07	7,814.19	(2,159.12)	
<b>Total</b>					<b>\$ 9,827,269.24</b>	<b>\$ 17,038,688.37</b>	<b>(\$ 7,333,248.33)</b>	<b>\$ 121,827.20</b>

Details of Deposits and Withdrawals 2008

This section reflects any deposits or withdrawals made to your account during the year.

Deposits

Reference number	Date	Description	Amount	Reference number	Date	Description	Amount
210000100	12/29/08	WESTERN ASSET MONEY MARKET FUND CLASS A FROM 692-17596-01 TO 692-72495-01	\$ 576.15	210000200	12/29/08	WESTERN ASSET MONEY MARKET FUND CLASS A FROM 692-17597-01 TO 692-72495-01	\$ 1,677.80
210000300	12/29/08	WESTERN ASSET MONEY MARKET FUND CLASS A FROM 692-17600-01 TO 692-72495-01	729.57	210000400	12/29/08	WESTERN ASSET MONEY MARKET FUND CLASS A FROM 692-70197-01 TO 692-72495-01	3,046.41
210000500	12/29/08	WESTERN ASSET MONEY MARKET FUND CLASS A FROM 692-70292-01 TO 692-72495-01	947.76	210000600	12/26/08	FROM 692-17572-01 TO 692-72495-01	9,964,452.69
210000700	12/26/08	FROM 692-17596-01 TO 692-72495-01	60,280.87	210000800	12/26/08	FROM 692-17597-01 TO 692-72495-01	190,578.79
210000900	12/26/08	FROM 692-17598-01 TO 692-72495-01	91,918.77	210001000	12/26/08	FROM 692-17600-01 TO 692-72495-01	184,470.69
210001100	12/26/08	FROM 692-17601-01 TO 692-72495-01	7,500,000.00	210001200	12/26/08	FROM 692-70197-01 TO 692-72495-01	242,938.72
210001300	12/26/08	FROM 692-70292-01 TO 692-72495-01	48,544.41	210001400	12/26/08	FROM 692-70296-01 TO 692-72495-01	274,468.11
210001500	12/30/08	FROM 692-17572-01 TO 692-72495-01	23,912.50	210001600	12/30/08	FROM 692-17598-01 TO 692-72495-01	111.50

2  
0  
0  
8  
  
Y  
E  
A  
R  
  
E  
N  
D  
  
S  
U  
M  
M  
A  
R  
Y

Ref 00009252 00081364

CITI GLOBAL IMPACT FUNDING

Account Number 692-72497-11 643

**Details of Earnings 2008**

**Dividends and Distributions, Section 1**

Amounts displayed for dividends include dividend reinvestments, money fund earnings, accrued dividends received and dividends exempt from Federal income tax.  
"Total dividends" includes both Qualified and non-qualified dividends received  
"Total capital gain distributions" is a total of long term capital gain distributions, Unrecaptured Sec. 1250 gain and Section 1202 gain.

Reference number	Description	Total dividends	Qualified dividends	Short term capital gains	Total capital gain distributions	Unrecaptured Sec. 1250 gain	Section 1202 gain	Alternative minimum tax
160000100	WESTERN ASSET MONEY MARKET FUND CLASS A	\$ 848.82						
<b>Totals</b>		<b>\$ 848.82</b>						

**Details of Short Term Gain (Loss) 2008**

This section shows your sales of securities during the year. The "Sale Proceeds" column excludes any accrued income you may have received. In addition, although cash in lieu less than \$20 is not included on Form 1099-B (if applicable), it is included in this section. Please note, this material is being prepared for informational purposes only and should not be used for tax preparation without the assistance of your tax advisor

Reference number	Quantity	Security Description	Opening Trade Date	Closing Trade Date	Sale Proceeds	Cost	(Loss)	Gain
125000100	9,000	VANGUARD GROWTH	12/19/08	12/30/08	\$ 347,400.75	\$ 353,454.30	(\$ 6,053.55)	
	9,000	ETF	12/22/08		347,400.75	350,640.00	(3,239.25)	
125000200	8,700	VANGUARD VALUE ETF	12/19/08	12/30/08	348,895.01	356,043.15	(7,148.14)	
	1,025		12/22/08		41,105.45	41,410.00	(304.55)	
<b>Total</b>					<b>\$ 1,084,801.96</b>	<b>\$ 1,101,547.45</b>	<b>(\$ 16,745.49)</b>	

2  
0  
0  
8  
Y  
E  
A  
R  
E  
N  
D  
S  
U  
M  
M  
A  
R  
Y

## Application for Extension of Time To File an Exempt Organization Return

OMB No 1545-1709

▶ **File a separate application for each return.**

- If you are filing for an **Automatic 3-Month Extension**, complete only **Part I** and check this box
- If you are filing for an **Additional (Not Automatic) 3-Month Extension**, complete only **Part II** (on page 2 of this form). **Do not complete Part II unless** you have already been granted an automatic 3-month extension on a previously filed Form 8868

**Part I Automatic 3-Month Extension of Time.** Only submit original (no copies needed).

A corporation required to file Form 990-T and requesting an automatic 6-month extension—check this box and complete Part I only

*All other corporations (including 1120-C filers), partnerships, REMICs, and trusts must use Form 7004 to request an extension of time to file income tax returns.*

**Electronic Filing (e-file).** Generally, you can electronically file Form 8868 if you want a 3-month automatic extension of time to file one of the returns noted below (6 months for a corporation required to file Form 990-T). However, you cannot file Form 8868 electronically if (1) you want the additional (not automatic) 3-month extension or (2) you file Forms 990-BL, 6069, or 8870, group returns, or a composite or consolidated Form 990-T. Instead, you must submit the fully completed and signed page 2 (Part II) of Form 8868. For more details on the electronic filing of this form, visit [www.irs.gov/efile](http://www.irs.gov/efile) and click on *e-file for Charities & Nonprofits*.

<b>Type or print</b>	Name of Exempt Organization <b>CITI GLOBAL IMPACT FUNDING TRUST, INC.</b>	Employer identification number <b>52-7082731</b>
File by the due date for filing your return. See instructions	Number, street, and room or suite no. If a P.O. box, see instructions <b>787 7TH AVENUE, 33RD FLOOR</b>	
	City, town or post office, state, and ZIP code. For a foreign address, see instructions. <b>NEW YORK, NY 10019</b>	

**Check type of return to be filed** (file a separate application for each return):

- |                                              |                                                                   |                                    |
|----------------------------------------------|-------------------------------------------------------------------|------------------------------------|
| <input checked="" type="checkbox"/> Form 990 | <input type="checkbox"/> Form 990-T (corporation)                 | <input type="checkbox"/> Form 4720 |
| <input type="checkbox"/> Form 990-BL         | <input type="checkbox"/> Form 990-T (sec. 401(a) or 408(a) trust) | <input type="checkbox"/> Form 5227 |
| <input type="checkbox"/> Form 990-EZ         | <input type="checkbox"/> Form 990-T (trust other than above)      | <input type="checkbox"/> Form 6069 |
| <input type="checkbox"/> Form 990-PF         | <input type="checkbox"/> Form 1041-A                              | <input type="checkbox"/> Form 8870 |

• The books are in the care of ▶ **LAURIE A. HESSLEIN**

Telephone No. ▶ **212-793-2338** FAX No. ▶ \_\_\_\_\_


- If the organization does not have an office or place of business in the United States, check this box
- If this is for a Group Return, enter the organization's four digit Group Exemption Number (GEN) \_\_\_\_\_. If this is for the whole group, check this box . If it is for part of the group, check this box  and attach a list with the names and EINs of all members the extension will cover.

**1** I request an automatic 3-month (6 months for a corporation required to file Form 990-T) extension of time until 8/17, 2009, to file the exempt organization return for the organization named above. The extension is for the organization's return for:  
 ▶  calendar year 2008 or  
 ▶  tax year beginning \_\_\_\_\_, 20\_\_\_\_, and ending \_\_\_\_\_, 20\_\_\_\_\_.

**2** If this tax year is for less than 12 months, check reason:  Initial return  Final return  Change in accounting period

<b>3a</b> If this application is for Form 990-BL, 990-PF, 990-T, 4720, or 6069, enter the tentative tax, less any nonrefundable credits. See instructions.	<b>3a</b>	\$	N/A
<b>b</b> If this application is for Form 990-PF or 990-T, enter any refundable credits and estimated tax payments made. Include any prior year overpayment allowed as a credit	<b>3b</b>	\$	N/A
<b>c Balance Due:</b> Subtract line 3b from line 3a. Include your payment with this form, or, if required, deposit with FTD coupon or, if required, by using EFTPS (Electronic Federal Tax Payment System). See instructions.	<b>3c</b>	\$	0.00

**Caution.** If you are going to make an electronic fund withdrawal with this Form 8868, see Form 8453-EO and Form 8879-EO



- If you are filing for an **Additional (Not Automatic) 3-Month Extension**, complete only **Part II** and check this box  **Note.** Only complete Part II if you have already been granted an automatic 3-month extension on a previously filed Form 8868.
- If you are filing for an **Automatic 3-Month Extension**, complete only **Part I** (on page 1).

**Part II Additional (Not Automatic) 3-Month Extension of Time.** Only file the original (no copies needed).

Type or print  File by the extended due date for filing the return See instructions.	Name of Exempt Organization <b>CITI GLOBAL IMPACT FUNDING TRUST, INC.</b>	Employer identification number <b>52-7082731</b>
	Number, street, and room or suite no. If a P.O. box, see instructions <b>787 7TH AVENUE, 33RD FLOOR</b>	For IRS use only
	City, town or post office, state, and ZIP code For a foreign address, see instructions <b>NEW YORK, NY 10019</b>	

**Check type of return to be filed** (File a separate application for each return):

- |                                              |                                                                   |                                      |                                    |
|----------------------------------------------|-------------------------------------------------------------------|--------------------------------------|------------------------------------|
| <input checked="" type="checkbox"/> Form 990 | <input type="checkbox"/> Form 990-PF                              | <input type="checkbox"/> Form 1041-A | <input type="checkbox"/> Form 6069 |
| <input type="checkbox"/> Form 990-BL         | <input type="checkbox"/> Form 990-T (sec. 401(a) or 408(a) trust) | <input type="checkbox"/> Form 4720   | <input type="checkbox"/> Form 8870 |
| <input type="checkbox"/> Form 990-EZ         | <input type="checkbox"/> Form 990-T (trust other than above)      | <input type="checkbox"/> Form 5227   |                                    |

**STOP! Do not complete Part II if you were not already granted an automatic 3-month extension on a previously filed Form 8868.**

- The books are in the care of **Laurie A. Hesslein**  
Telephone No. **212-793-2338** FAX No. \_\_\_\_\_
- If the organization does not have an office or place of business in the United States, check this box
- If this is for a Group Return, enter the organization's four digit Group Exemption Number (GEN) \_\_\_\_\_ If this is for the whole group, check this box . If it is for part of the group, check this box  and attach a list with the names and EINs of all members the extension is for.

- I request an additional 3-month extension of time until 11/16, 2009.
- For calendar year 2008, or other tax year beginning 20, and ending 20.
- If this tax year is for less than 12 months, check reason:  Initial return  Final return  Change in accounting period
- State in detail why you need the extension **MORE TIME IS NEEDED TO GATHER INFORMATION IN ORDER TO PREPARE AN ACCURATE RETURN.**

<b>8a</b> If this application is for Form 990-BL, 990-PF, 990-T, 4720, or 6069, enter the tentative tax, less any nonrefundable credits. See instructions	<b>8a</b> \$	N/A
<b>b</b> If this application is for Form 990-PF, 990-T, 4720, or 6069, enter any refundable credits and estimated tax payments made. Include any prior year overpayment allowed as a credit and any amount paid previously with Form 8868.	<b>8b</b> \$	N/A
<b>c Balance Due.</b> Subtract line 8b from line 8a. Include your payment with this form, or, if required, deposit with FTD coupon or, if required, by using EFTPS (Electronic Federal Tax Payment System). See instructions	<b>8c</b> \$	0.00

**Signature and Verification**

Under penalties of perjury, I declare that I have examined this form, including accompanying schedules and statements, and to the best of my knowledge and belief, it is true, correct, and complete, and that I am authorized to prepare this form

Signature L. Hesslein Title President Date 11/16/09  
MSSB G1PT