




HELMMASTER EX



2022 Marine Workshop Dealer Guide





Foreword/Introduction

Yamaha is synonymous of performance, quality and reliability - and behind it is a reputation built on years of creating outboard motors and WaveRunner products that incorporate the most advanced and innovative technology. In fact, millions of water sports enthusiasts and professionals around the world choose Yamaha, simply because they know and trust this brand - and because they know we hold the same high standards and care. retail of everything we do. No wonder they also choose Yamaha for their parts and accessories.

Concept of this Guide

This Guide has been prepared by Yamaha to keep you update of the latest components and part numbers and help you to understand the rigging installations for an effective and efficient handling in the repairs creating high customer satisfaction. Most of rigging components are part of a kit, please refer to the diagrams where you can find them depending of application.



Outboard Engines

Essentials Rigging Components

Helm Master EX	2
Remote controls	3
Y-COP (EKS)	7
Instruments	8
Switch Panels	9
Harnesses & others	12

Rigging Diagrams

Mechanical Remote Control	17
Y-COP	30
DBW Remote Control	34

Other Rigging Components

Steering & Steering Systems	146
Fuel and Energy systems Hoses, Grommets, Bolts	151

Propellers

Propeller Information /Series description	161
Selection guide by model	165

Maintenance

Essential information	172
Anodes, Impellers, Thermostats	177
Spark plugs	179
Oil Filters	179
Timing belts	180
Marine Service Kits	181

WaveRunners

Maintenance - Essential	188
-------------------------	-----

Yamalube

Lubricants & Others	190
---------------------	-----

Special Clothing

Technician Workwear	207
---------------------	-----

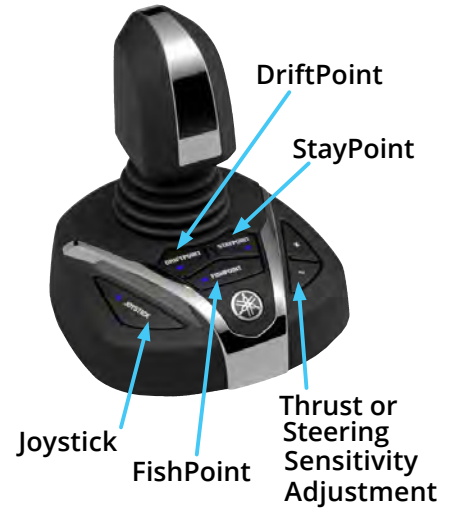
HELM MASTER^{EX}

Autopilot



6X9-762P0-0*-00

Joystick



6X9-482A0-0*-00

DES



6X9-762S0-0*-00

MFD INTERFACE (MFDI) – GARMIN®



6YM-8A2D0-1*-00

SMART KEY FOB



6X9-86254-*0-00

MFD INTERFACE (MFDI) – OTHER MANUFACTURERS

(currently Raymarine® only*)



6YM-8A2D0-0*-00

HELM






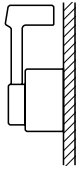







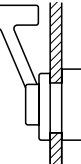

6X9-615A0-00-00

6GR-762H0-01-00

* depending on engine and/or station configuration

Remote Controls



REMOTE CONTROL TYPE	MODEL	MOUNTING POSITION	NUMBER OF ENGINES				
			Single	Twin	Triple		
							
DIGITAL (DRIVE-BY-WIRE) (F150LCA/(L)F150XCA - XTO)	6X9	Top Mount		X	X	X	
	6X9	Flush Mount		X			
MECHANICAL (F30 - F200LB/(L)F200XB)	703	Side Mount		X			
	704	Top Mount		X	X		
	6X3	Flush Mount		X			

6X9 DIGITAL DBW REMOTE CONTROL

6X9 SINGLE ENGINE TOP MOUNT



Part Number	Details
6X9-48205-04-00	Main Station
6X9-48205-12-00	2nd Station

6X9 TWIN/TRIPLE/QUAD ENGINE TOP MOUNT



Part Number	Details
6X9-48207-04-00	Twin /Main Station
6X9-48208-04-00	Triple /Main Station
6X9-48209-00-00	Quad /Main Station
6X9-48207-12-00	2nd Station

6X9 SINGLE ENGINE FLUSH MOUNT



Part Number	Details
6X9-48206-02-00	Main Station
6X9-48206-11-00	2nd Station




Essentials Rigging Components

MECHANICAL REMOTE CONTROLS

703 SINGLE ENGINE SIDE MOUNT







Part Number	Details
703-48207-24-00	For Electric start models.
703-48260-22-00	For Manual start models.
703-48206-22-00	(replacement of 701 control)

GAUGE	6Y8 (Round) / CL5*  
ENGINE	
SWITCH	

6X3 SINGLE ENGINE FLUSH MOUNT









Part Number	Details
6X3-48206-11-00	Starboard mount
6X3-48206-22-00	Port mount

GAUGE	6Y8 (Round) / CL5*  
ENGINE	
SWITCH	

SINGLE 704 TOP MOUNT



Part Number
704-48205-R0-00

GAUGE	6Y8 (Round) / CL5*  
ENGINE	 
SWITCH	 

TWIN 704 TOP MOUNT



Part Number
704-48207-R0-00


* EFI outboard models

703 THROTTLE CONVERSION

Description	Part Number
703 Conversion Kit (Pull to Push)	703-48261-01-00
703 Conversion Kit (Push to Pull)	703-48261-11-00


704 CONTROL SPACER KITS

Description	Part Number
For 704 Premium Single	704-48293-40-00
For 704 Premium Twin	704-48293-50-00



REMOTE CONTROL - REMOTE CONTROL ATTACHMENT KITS

The best way to convert your Yamaha outboard throttle and shift cable from manual to remote operation with the least amount of fuss.



Engine	Part Number
F6A/F6B/F8C/FT8D	6DR-48501-03-00
F15C/F20B	6AH-48501-02-00
F8A/B/F9.9A/B/FT9.9A	6G8-48501-03-00
F9.9C/FT9.9D/F15A	66M-48501-01-00
F9.9F/F9.9J	6DR-48501-03-00
FT9.9G/FT9.9L	6DR-48501-03-00

Engine	Part Number
F25A/F20A/ FT25B	65W-48501-01-00
F25D	6BL-48501-02-00
F20G/F25G	6FM-48501-02-00
40X	66T-48501-01-00



Essentials Rigging Components


REMOTE CONTROL CABLES

Only the very best cable performs smoothly and reliably enough to be a match for the renowned quality of a Yamaha Remote Control.

Premium PowerMatched control cable (YPM)



Stainless Steel Rod Wiper seal 16" max swivel Nickel-plated brass sleeve Swivel seat Rotary swaged stainless steel hub Ultraviolet-stabilised high-density polyethylene outer jacket Long-lay oil-tempered wires High-density polyethylene liner Nylon-covered stranded core wire



Splines reduce contact area with liner for ultra low friction

STANDARD CABLE (Y32)

Yamaha offers you a choice of remote control cables that are a perfect match for our controls. These well proven original cables have set the standard with advanced technology that reduces friction and delivers excellent performance. The standard-core wires increase strength and reduce binding, allowing for a 4-inch bend radius.

MID-RANGE CABLE (C8)

This mid-range cable offers great efficiency, thanks to high level of flexibility for a reduced cable bend radius. Featuring stainless steel cables and fittings as well as a very high resistance blue outer jacket for protection against abrasion, UV and chemicals.

PREMIUM POWERMATCHED CONTROL CABLE (YPM)

These are top-of-the-line cables, with features and performance that have made them the first choice of professional riggers. The ultra-low-friction inner core wire has splines and a special cover to reduce contact with the liner, allowing rigging to even tighter tolerances; another benefit is reduced 'play' at the cable ends. We strongly recommend the use of Premium PowerMatched cables for boats with severe applications and long cable lengths, on twin-engine installations - and in fact, on any boat where unrivalled smoothness is required. These cables are designed to run smoothly even if installation demands that curves or a radius be applied within the cable run.

FEET	CM	Standard (Y32)	Mid-range (C8)	Premium (YPM)
5'	152	YMM-21005-00-00	-	-
6'	183	YMM-21006-00-00	YMM-21006-C8-00	YMM-21006-PM-30
7'	213	YMM-21007-00-00	YMM-21007-C8-00	YMM-21007-PM-30
8'	244	YMM-21008-00-00	YMM-21008-C8-00	YMM-21008-PM-30
9'	274	YMM-21009-00-00	YMM-21009-C8-00	YMM-21009-PM-30
10'	305	YMM-21010-00-00	YMM-21010-C8-00	YMM-21010-PM-30
11'	335	YMM-21011-00-00	YMM-21011-C8-00	YMM-21011-PM-30
12'	366	YMM-21012-00-00	YMM-21012-C8-00	YMM-21012-PM-30
13'	396	YMM-21013-00-00	YMM-21013-C8-00	YMM-21013-PM-30
14'	427	YMM-21014-00-00	YMM-21014-C8-00	YMM-21014-PM-30
15'	457	YMM-21015-00-00	YMM-21015-C8-00	YMM-21015-PM-30
16'	488	YMM-21016-00-00	YMM-21016-C8-00	YMM-21016-PM-30
17'	518	YMM-21017-00-00	YMM-21017-C8-00	YMM-21017-PM-30
18'	549	YMM-21018-00-00	YMM-21018-C8-00	YMM-21018-PM-30
19'	579	YMM-21019-00-00	YMM-21019-C8-00	YMM-21019-PM-30
20'	610	YMM-21020-00-00	YMM-21020-C8-00	YMM-21020-PM-30
21'	640	YMM-21021-00-00	YMM-21021-C8-00	YMM-21021-PM-30
22'	671	YMM-21022-00-00	YMM-21022-C8-00	YMM-21022-PM-30
23'	701	YMM-21023-00-00	YMM-21023-C8-00	YMM-21023-PM-30
24'	732	YMM-21024-00-00	YMM-21024-C8-00	YMM-21024-PM-30
25'	762	YMM-21025-00-00	YMM-21025-C8-00	YMM-21025-PM-30
26'	792	YMM-21026-00-00	YMM-21026-C8-00	YMM-21026-PM-30
27'	823	YMM-21027-00-00	YMM-21027-C8-00	YMM-21027-PM-30
28'	853	-	YMM-21028-C8-00	YMM-21028-PM-30
29'	884	-	YMM-21029-C8-00	YMM-21029-PM-30
30'	914	YMM-21030-00-00	YMM-21030-C8-00	YMM-21030-PM-30

Yamaha recommends YPM cables. If not applicable for rigging certain types of boats, C8 or Y32 cables may be used.

Yamaha Y-COP

Yamaha is introducing a full new Yamaha Y-COP theft-deterrent system. Although it is part of Yamaha's new Drive-by-wire Helm Master EX line-up, it works on boats powered by any EFI Yamaha outboard, even in combination with Yamaha's previous rigging system. Diagrams are available on page 30.



MODEL	SERIAL NUMBER
F20G / F25G*	All engines
F30B / F40F	All engines
F50F	6C1-1030972 -
F50H	All engines
FT50G	6C2-1008760 -
FT50J	All engines
F60C	6C5-1038579 -
F60F	All engines
FT60D	6C6-1013739 -
FT60G	All engines
F70A	All engines
F80B	6D7-1010597 -
F100D	6D9-1014011 -
F80LB/F80XB / F100LB/F100XB	All engines
F115A	68V-1113062 -
FL115A	68W-1004693 -

*Applicable only for electric start models

MODEL	SERIAL NUMBER
F115LB/(L)F115XB	All engines
F130LA/F130XA	All engines
F150A	63P-1106291 -
FL150A	64P-1013389 -
(L)F150LB/(L)F150XB	All engines
F150LCA/(L)F150XCA	All engines
F175LA/F175XA	All engines
F175LCA/(L)F175XCA	All engines
F200LB/(L)F200XB/F200LCA/(L)F200XCA	All engines
F225F/F250D/F300B	All engines
FL225F/FL250D/FL300B	All engines
F(L)300G	All engines
F350A	6AW-1004795 -
FL350A	6AX-1002906 -
XF375N XTO / XF425N XTO	All engines

Y-COP KIT SINGLE ENGINE 6X9-762D0-01-00

Kit contents

Description	Part Number
Y-COP box kit + 2 key fobs	6X9-86260-00-00
Pigtail bus wire 0.6m (2ft)	6Y8-82521-11-00

Y-COP KIT MULTI-ENGINE / MECHANICAL CONTROL

Description	Part Number
Y-COP Kit	6X9-762D0-03-00
Harness	6H5-81315-00-00

Y-COP KIT MULTI-ENGINE / DBW CONTROL

Description	Part Number
Y-COP Kit	6X9-762D0-03-00
Harness	6Y8-81315-01-00

Y-COP ATTACHMENT KIT WITH MULTIFUNCTION TILLER BAR 6X4

Description	Part Number
Y-COP Kit	6Y8-762A0-01-00



Instruments

CL5 GAUGE

Description	Part Number
CL5 Display *	6YM-83710-14-00
Replacement Cover	6YM-87278-00-00
Replacement top and bottom bezels	6YM-83512-00-00 (x2)



(*1) Refer to the diagrams to select correct kit depending application

DIGITAL NETWORK GAUGES (6Y8 ROUND)

6Y8/6Y9 TACHOMETER (ROUND)

6Y8-8350T-21-00



6Y8 SPEED/FUEL COMBINATION METER (ROUND)*

6Y8-83500-21-00



(*1) GPS connection required (NMEA 0813)

(*2) Optional speed sensor kit required for models from F20 to F(L)300 (60V-8A4L1-1B-00)



Switch Panels

ELECTRONIC KEY SWITCHES (EKS)



1 - POWER switch



3 - POWER switch



7 - All START / STOP switch



2 / 4 / 6 - Emergency stop switch



5 - START / STOP switch - ENGINE SELECTOR



8 - POWER switch



9 - START / STOP switch - ENGINE SELECTOR

FOR SINGLE STATION (MAIN STATION ONLY AND WITH 2ND STATION)

Part Number	Description	Number of ENGINES			
		Single	Twin	Triple	Quad
1 6X9-82570-01-00	POWER switch	X			
2 6X9-82570-70-00	Emergency stop switch	X			
3 6X9-82570-11-00	POWER switch		X		
4 6X9-82570-80-00	Emergency stop switch		X		
1 6X9-82570-01-00	POWER switch			X	
5 6X9-82570-41-00	START / STOP switch - ENGINE SELECTOR			X	
6 6X9-82570-C0-00	Emergency stop switch			X	
1 6X9-82570-01-00	POWER switch				X
9 6X9-82570-51-00	START / STOP switch - ENGINE SELECTOR				X
6 6X9-82570-D0-00	Emergency stop switch				X

FOR 2ND STATION

Part Number	Description	Number of ENGINES			
		Single	Twin	Triple	Quad
7 6X9-82570-B1-00	All START / STOP switch	X			
2 6X9-82570-70-00	Emergency stop switch	X			
7 6X9-82570-B1-00	All START / STOP switch		X		
8 6X9-82570-31-00	POWER switch		X		
4 6X9-82570-80-00	Emergency stop switch		X		
7 6X9-82570-B1-00	All START / STOP switch			X	
5 6X9-82570-41-00	START / STOP switch - ENGINE SELECTOR			X	
6 6X9-82570-C0-00	Emergency stop switch			X	
1 6X9-82570-B1-00	All START / STOP switch				X
9 6X9-82570-51-00	START / STOP switch - ENGINE SELECTOR				X
6 6X9-82570-D0-00	Emergency stop switch				X

Essentials Rigging Components

ELECTRONIC KEY SWITCHES



1 - SINGLE ENGINE / MAIN STATION



4 - START / STOP MULTI- ENGINES



2 - TWIN ENGINES / MAIN STATION



5 - START / STOP 2ND STATION / SINGLE ENGINE



3 - TWIN ENGINE START / STOP



6 - EMERGENCY STOP SWITCH

FOR SINGLE STATION (MAIN STATION ONLY AND WITH 2ND STATION)

Part Number	Description	Number of ENGINES		Single Station	2nd Station	
		Single	Twin		Main Station	2nd Station
1 6X6-82570-34-00	Single engine / Main Station			X	X	
2 / 3 6X6-762B0-01-00	Kit Twin engine, Start/stop Main Station. Contains Part Numbers 6X6-82570-40 & 6X6-8570-60		X	X	X	
4 6X6-82570-D0-00	Start/Stop Multi-engines		X	X	X	

FOR 2ND STATION

Part Number	Description	Number of ENGINES		Single Station	2nd Station	
		Single	Twin		Main Station	2nd Station
3 6X6-82570-E0-00	Twin engine Start/Stop - 2nd Station		X			X
5 6X6-82570-80-00	Start/Stop 2nd Station	X				X
6 6X6-82570-90-00	Emergency stop switch	X	X			X



FOR MECHANICAL REMOTE CONTROL



1 - SINGLE ENGINE KEY SWITCH WITH LANYARD



2 - SINGLE ENGINE MAIN STATION SWITCH WITH PANEL



3 - TWIN ENGINE KEY SWITCH WITH LANYARD

4 - REPLACEMENT LANYARD CORD



#	Part Number	Description	Remote control	Remark
1	704-82570-12-00	Single key switch with lanyard	For 704 single	With choke switch
2	64D-82570-22-00	Single engine Main Station switch with panel	For 6X3/6X9	with 2P coupler for Emergency Stop switch
3	6Y8-82570-04-00	Twin key switch with lanyard	For 704 twin	For Digital network system (6Y8)
4	682-82556-00-00	Emergency stop lanyard cord	---	Replacement lanyard cord



Harness & others



16-Pin Main Harness (DBW models)

Part Number	Length
6X6-8258A-91-00	1,50 m (5 ft)
6X6-8258A-51-00	3,70 m (12 ft)
6X6-8258A-61-00	5,20 m (17 ft)
6X6-8258A-01-00	6 m (20 ft)
6X6-8258A-11-00	7 m (23 ft)
6X6-8258A-21-00	8 m (26 ft)
6X6-8258A-31-00	10 m (32 ft)
6X6-8258A-41-00	12 m (38 ft)
6X6-8258A-71-00	15 m (49 ft)
6X6-8258A-81-00	24 m (79 ft)



6-Pin Main Bus Wire

Part Number	Length
6Y8-82553-01-00	0.3 m (1 ft)
6Y8-82553-50-00	3.0 m (10 ft)
6Y8-82553-11-00	4.6 m (15 ft)
6Y8-82553-21-00	6.1 m (20 ft)
6Y8-82553-31-00	7.6 m (25 ft)
6Y8-82553-41-00	9.1 m (30 ft)



4-Pin Pigtail Bus Wire

Part Number	Length
6Y8-82521-01-00	0.3 m (1 ft)
6Y8-82521-11-00	0.6 m (2 ft)
6Y8-82521-21-00	0.9 m (3 ft)
6Y8-82521-31-00	1.8 m (6 ft)
6Y8-82521-41-00	2.7 m (9 ft)
6Y8-82521-51-00	3.6 m (12 ft)



POWER WIRE with 10A Fuse

6Y8-83553-02-00



MULTI HUB

6Y8-81920-01-00



INLINE HUB

6Y8-81920-11-00



END OF LINE RESISTER

6Y8-85371-01-00



2-Pin Cap

6Y8-82582-01-00



4-Pin Cap

6Y8-82582-11-00



WIRING HARNESS EXTENSION (FOR 704)

Number of pins	Part Number	Length
7-pin	688-82586-50-00	5 m (16 ft)
10-pin	688-8258A-50-00	5 m (16 ft)
10-pin	688-8258A-60-00	6 m (19 ft)
10-pin	688-8258A-70-00	7 m (23 ft)
10-pin	6K1-8258A-40-00	8 m (26 ft)
10-pin	61B-8258A-01-00	9.5 m (32 ft)



WIRING HARNESS EXTENSION (FOR 703/704)

Number of pins	Part Number	Length
7-pin	688-82586-11-00	2 m (7 ft)
7-pin	688-82586-31-00	3 m (10 ft)
10-pin	688-8258A-10-00	2 m (7 ft)
10-pin	688-8258A-30-00	3 m (10 ft)



GATEWAY INTERFACE NMEA2000

Allows engine information to be displayed on other NMEA2000 compatible instruments / screens (conversion from new language to NMEA2000). The cable and pigtail are not included. The pigtail is available in different lengths.

Part Number	Description
6YG-8A2D0-12-00	Compatible with all fuel injected 4-stroke outboard engines with mechanical (6Y8 bus) or electronic (6Y9 bus) controls.
6YG-82521-00-00	NMEA harness required to connect Gateway to NMEA2000 compatible displays / devices



WIRING HARNESS FOR 703

Number of pins	Part Number	Length
7-pin	688-82586-21-00	5 m (16 ft)
10-pin	688-8258A-20-00	5 m (16 ft)



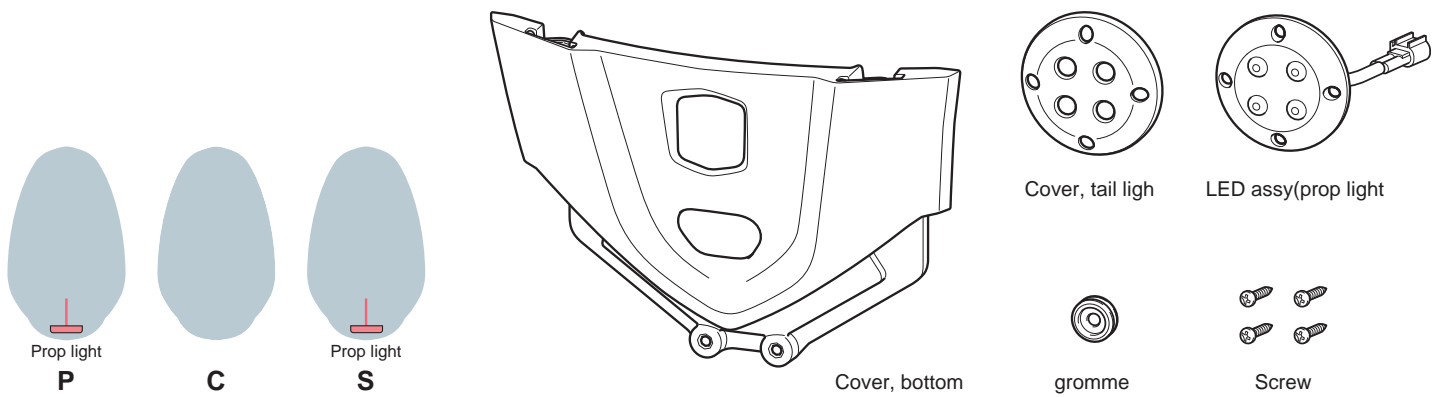
CONVERSION HARNESS (J1949)

Number of pins	Part Number	Length
CL5	6YM-83553-00-00	0.9m (3 ft)
MFDi	6YM-83553-10-00	0.9m (3 ft)



Essentials Rigging Components

ENGINE MOUNTED PROP LIGHTS



Part name	Part number	Qty	Note
Engine Mount Prop Light Kit	6KA-762A0-00-8D	6KA-762A0-00-CE	
Cover, bottom	6KA-42723-10-8D		1 Gray
Cover, tail light	6KA-84516-00-00	6KA-42723-10-CE	1 White
LED assy (prop light)	6KA-83720-00-00	6KA-83720-00-00	1
Grommet	90480-20006	90480-20006	1
Screw	97780-40112	97780-40112	4

THE NEXT GENERATION IN DIGITAL BOAT CONTROL

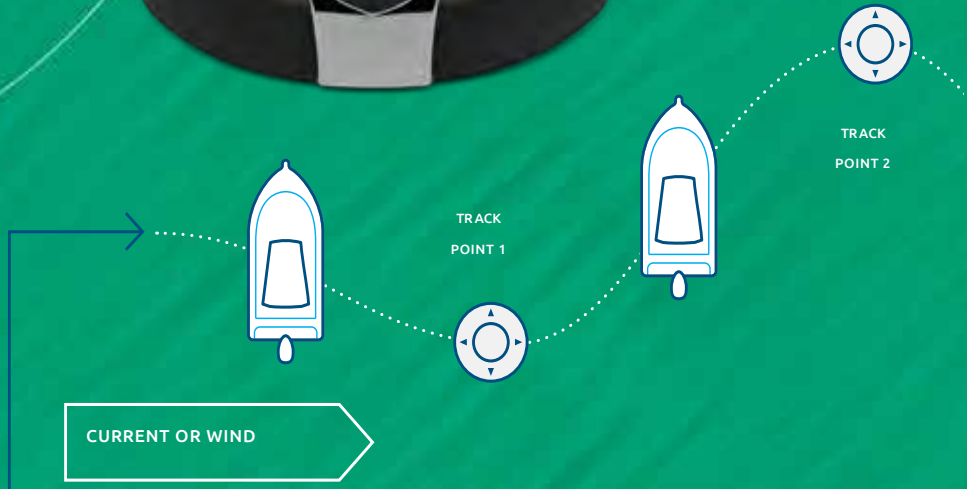
We're taking marine technology to the next level with the industry-first and game-changing Yamaha Helm Master[®] EX boat control system.

Helm Master[®] EX is a fully integrated boat control system that makes navigating and getting to your destination easier, and gives you a whole new level of control to precisely manoeuvre your craft.



BETTER CONTROL

One of the key features of Helm Master[®] EX is the suite of built-in Set-Point[®] functions which provide position-hold and drift modes for better control over your craft once you have arrived at your destination.



FISHPOINT[®]
KEEPS POSITION
Single & multi engines



DRIFTPOINT[®]
KEEPS HEADING
Single & multi engines



DRIFTPOINT[®]
KEEPS TRACK
KEEPS HEADING
Single & multi engines



STAYPOINT[®]
KEEPS POSITION & HEADING
Multi engine configuration only



AUTOPILOT
NAVIGATION SYSTEM
Single & multi engines

*SetPoint[®] features require the complete Helm Master[®] EX system.

Rigging diagrams - Index



Mechanical Remote Control

Tiller handle	17
Side Mount	19
Flush Mount	21
Top Mount Single	23
Top Mount Twin	25
Mechanical Display option	26

Y-COP

Single and Twin engine	30
Tiller handle	31

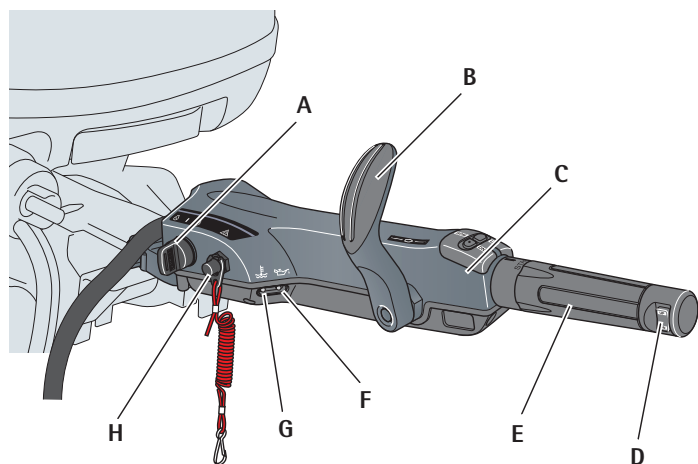
DBW Remote Control

How to read the diagram and parts list	32
Single Flush Side-Mount level 1	34
Single Flush Side-Mount level 2	36
Single Flush Side-Mount level 3	40
Single Flush Side-Mount level 3-4	42
Single Flush Side-Mount 2nd station level 1, 2, 3 en 3-4	46
Single level 1	54
Single level 2	60
Single level 3	62
Single level 3-4	64
Single 2nd station level 1, 2, 3 en 3-4	68
Twin level 1	76
Twin level 2	80
Twin level 3	84
Twin level 3-4	86
Twin 2nd station level 1, 2, 3 en 3-4	90
Triple level 1	98
Triple level 2	100
Triple level 3	104
Triple level 3-4	106
Triple 2nd station level 1, 2, 3 en 3-4	110
Quad level 1	118
Quad level 2	120
Quad level 3	124
Quad level 3-4	126
Quad 2nd station level 1, 2, 3 en 3-4	130
Joystick add on kit	138
Display options	140
Multistation Joystick only	143

MULTI-FUNCTION TILLER HANDLE

Our convenient 6X4 Multi-function Tiller Handle is available as an option for mid-range outboard models.

- Ergonomic design and longer, larger-diameter throttle grip
- Contoured, composite-coated lever for smooth, comfortable shifting
- Easy access Power Trim and Tilt switch for on-the-go operation
- Neat and conveniently positioned LED engine warning lamp
- Key switch and STOP switch easily accessible from the handle
- Built-in NEUTRAL switch and buzzer for simple rigging



1 - TILLER HANDLE - MAIN BODY

Applicable to F20 – F130*

A - Engine start/stop

B - Shift control

C - Variable trolling switch

D - PTT Control

E - Throttle Control

F - Low oil pressure alert

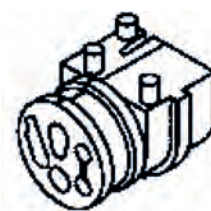
G - Overheat alert

H - Emergency stop lanyard

* F25A/F25D/FT25F are without C/F/G

2 - FITTING KIT

Fitting kits may differ by outboard model, as shown in the table below




3 - ENGINE GROMMET

Some outboard models require an engine grommet to fit additional wire leads.

4 - YCOP ATTACHMENT KIT

Required to activate YCOP immobilizer installed with Multifunction Tiller Handle. See page 20 for installation details

6Y8-762A0-01-00 Y-COP Attachment Kit 6X4



OUTBOARD MODEL	1* TILLER HANDLE - MAIN BODY	2 FITTING KIT	3 ENGINE GROMMET FOR YCOP	4 Y-COP ATTACHMENT KIT
F20G		6X4-42102-L2-00		
F25G		6X4-42102-F2-00		
F30B/F40F/FT25F		6X4-42102-83-00	(Not Required)	
F50F/F50H/FT50G/FT50J/ F60C/ F60F/FT60D/FT60G	6X4-42103-68-00	6X4-42102-93-00	6C5-42725-51-00	
F70A			(Not Required)	6Y8-762A0-01-00
F80LB/F80XB/F100LB/F100XB**		6X4-42102-G2-00		
F80B/F100D		6X4-42102-A4-00	68V-42725-21-00	
F115LB/(L)/F115XB/F130LA/F130XA		6X4-42102-C2-00	(Not Required)	

* F25A/F25D/FT25F are without C/F/G -

** F100LB/F100XB needs installation plate 6EK-42121-00-00

Rigging Diagrams

MULTI-FUNCTION TILLER HANDLE

SINGLE ENGINE (6Y8 GAUGE + 6X4 MULTI-FUNCTION TILLER HANDLE)




Part Number	Description	Qty	Note
RIGGING KIT			
6YR-762G0-81-00	6Y8 Round Tachometer Kit	1	
MULTI-FUNCTION TILLER HANDLE			
6X4-42103-68-00	6X4 Multi-function Tiller Handle	1	
TILLER HANDLE FITTING KIT			
6X4-42102-83-00	F30B/F40F	1	
6X4-42102-93-00	F50H/FT50J/F60F/FT60G/F70A		
6X4-42102-A4-00	F80B/F100D		
6X4-42102-C2-00	F115LB/(L)F115XB		

MECHANICAL REMOTE CONTROL

SINGLE ENGINE (6Y8 GAUGES + 703 SIDE MOUNT)

SINGLE ENGINE	703 REMOTE CONTROL	6Y8 GAUGE
-------------------------	------------------------------	---------------------




Part Number	Description	Qty	Note
RIGGING KIT			
6YR-762G0-81-00	6Y8 Round Tachometer Kit	1	
6YR-762G0-91-00	6Y8 Round Tacho + Speedo/FMM Kit (Shown above)	1	
REMOTE CONTROL BOX			
703-48207-24-00	703 Side mount remote control	1	

Rigging Diagrams

MECHANICAL REMOTE CONTROL

SINGLE ENGINE (CL5 COLOUR DISPLAY + 703 SIDE MOUNT)

SINGLE ENGINE	703 REMOTE CONTROL	CL5 GAUGE
-------------------------	------------------------------	---------------------



Part Number	Description	Qty	Note
RIGGING KIT			
6YM-762G0-25-00	CL5 Single mechanical rigging kit	1	For contents see: Mechanical Display options, page 8
REMOTE CONTROL BOX			
703-48207-24-00	703 Side mount remote control	1	

MECHANICAL REMOTE CONTROL

SINGLE ENGINE (6Y8 GAUGES + 6X3 FLUSH MOUNT)

SINGLE ENGINE	6X3 REMOTE CONTROL	6Y8 GAUGE
-------------------------	------------------------------	---------------------



Part Number	Description	Qty	Note
RIGGING KIT			
6YR-762G0-81-00	6Y8 Round Tachometer Kit	1	
6YR-762G0-91-00	6Y8 Round Tacho + Speedo/FMM Kit (Shown above)	1	

PREMIUM REMOTE CONTROL FLUSH MOUNT (RIGHT SIDE)

Part Number	Description	Qty	Note
6X3-48206-11-00	Flush Mount 6X3 Remote Control	1	
64D-82570-22-00	Panel Switch Assy Single	1	
688-8258A-60-00	Main Harness 10P 6m (19,7ft)	1	Other lengths available

PREMIUM REMOTE CONTROL FLUSH MOUNT (LEFT SIDE)

Part Number	Description	Qty	Note
6X3-48206-22-00	Flush Mount 6X3 Remote Control	1	
704-82570-12-00	Panel Switch Assy Single	1	With lanyard
688-8258A-60-00	Main Harness 10P 6m (19,7ft)	1	Other lengths available


HARNESS OPTIONS

Main harness 10P	Length
688-8258A-50-00	5 m (16 ft)
688-8258A-60-00	6 m (19 ft)
688-8258A-70-00	7 m (23 ft)
6K1-8258A-40-00	8 m (26 ft)
61B-8258A-01-00	9.5 m (32 ft)

Rigging Diagrams

MECHANICAL REMOTE CONTROL

SINGLE ENGINE (CL5 COLOUR DISPLAY + 6X3 FLUSH MOUNT)



Part Number	Description	Qty	Note
RIGGING KIT			
6YM-762G0-25-00	CL5 Single mechanical rigging kit	1	For contents see: Mechanical Display options

PREMIUM REMOTE CONTROL FLUSH MOUNT (RIGHT SIDE)

Part Number	Description	Qty	Note
6X3-48206-11-00	Flush Mount 6X3 Remote Control	1	
64D-82570-22-00	Panel Switch Assy Single	1	
688-8258A-60-00	Main Harness 10P 6m (19,7ft)	1	Other lengths available

PREMIUM REMOTE CONTROL FLUSH MOUNT (LEFT SIDE)

Part Number	Description	Qty	Note
6X3-48206-22-00	Flush Mount 6X3 Remote Control	1	
704-82570-12-00	Panel Switch Assy Single	1	With lanyard
688-8258A-60-00	Main Harness 10P 6m (19,7ft)	1	Other lengths available

HARNESS OPTIONS

Main harness 10P	Length
688-8258A-50-00	5 m (16 ft)
688-8258A-60-00	6 m (19 ft)
688-8258A-70-00	7 m (23 ft)
6K1-8258A-40-00	8 m (26 ft)
61B-8258A-01-00	9.5 m (32 ft)

MECHANICAL REMOTE CONTROL

SINGLE ENGINE (6Y8 GAUGES + 704 TOP MOUNT)

SINGLE ENGINE	704 REMOTE CONTROL	6Y8 GAUGE
-------------------------	------------------------------	---------------------



Part Number	Description	Qty	Note
RIGGING KIT			
6YR-762G0-81-00	6Y8 Round Tachometer Kit	1	
6YR-762G0-91-00	6Y8 Round Tacho + Speedo/FMM Kit (Shown above)	1	

PREMIUM REMOTE CONTROL TOP MOUNT

Part Number	Description	Qty	Note
704-48205-R1-00	704 Top Mount Single	1	
704-82570-13-00	Panel Switch Assy Single	1	
6K1-8258A-40-00	Main Harness 10P 8m (26,7ft)	1	Other lengths available

HARNESS OPTIONS

Main harness 10P	Length
688-8258A-50-00	5 m (16 ft)
688-8258A-60-00	6 m (19 ft)
688-8258A-70-00	7 m (23 ft)
6K1-8258A-40-00	8 m (26 ft)
61B-8258A-01-00	9.5 m (32 ft)

Rigging Diagrams

MECHANICAL REMOTE CONTROL

SINGLE ENGINE (CL5 COLOUR DISPLAY + 704 TOP MOUNT)



Part Number	Description	Qty	Note
RIGGING KIT			
6YM-762G0-25-00	CL5 Single mechanical rigging kit	1	For contents see: Mechanical Display options

PREMIUM REMOTE CONTROL TOP MOUNT

Part Number	Description	Qty	Note
704-48205-R1-00	704 Top Mount Single	1	
704-82570-13-00	Panel Switch Assy Single	1	
6K1-8258A-40-00	Main Harness 10P 8m (26,7ft)	1	Other lengths available

HARNESS OPTIONS

Main harness 10P	Length
688-8258A-50-00	5 m (16 ft)
688-8258A-60-00	6 m (19 ft)
688-8258A-70-00	7 m (23 ft)
6K1-8258A-40-00	8 m (26 ft)
61B-8258A-01-00	9.5 m (32 ft)

MECHANICAL REMOTE CONTROL

TWIN ENGINE (CL5 COLOUR DISPLAY)

TWIN ENGINE	704 REMOTE CONTROL	CL5 GAUGE
-----------------------	------------------------------	---------------------



Part Number	Description	Qty	Note
-------------	-------------	-----	------

RIGGING KIT

6YM-762R0-00-00	CL5 Counter Rotation Rigging Kit	1	
-----------------	----------------------------------	---	--

KIT CONTENTS

Part Number	Description	Qty	Note
6YM-762R0-00-00	Premium Remote Control Top Mount Kit		
704-48207-R1-00	704 Top Mount Twin	1	
6Y8-82570-04-00	Panel Switch Assy Twin	1	
6YM-83710-14-00	CL5 Gauge	1	
6YM-83553-00-00	Conversion harness	1	
6YD-8356N-00-00	Fuel tank wire	1	
6Y8-81920-01-00	Multi-hub	2	
6Y8-82553-31-00	Main bus wire 7.6m (25ft)	1	Other lengths available
6Y8-82521-11-00	Pigtail bus wire 0.6m (2ft)	1	Other lengths available
6Y8-82521-31-00	Pigtail bus wire 1.8m (6ft)	1	Other lengths available
6Y8-82521-41-00	Pigtail bus wire 2.7m (9ft)	1	Other lengths available
6Y8-83553-01-00	System power Supply	1	
6K1-8258A-40-00	Main Harness 10P 8m (26,7ft)	1	Other lengths available
61B-8258A-01-00	Main Harness 10P 9.5m (31ft)	1	Other lengths available
6Y8-82582-11-00	4 pin cap	3	
6Y8-82582-01-00	2 pin cap	1	

HARNESS OPTIONS

Pigtail bus wire	Length	Pigtail bus wire	Length	Main harness 10P	Length
6Y8-82521-01-00	0.3m (1 ft)	6Y8-82521-31-00	1.8m (6 ft)	688-8258A-50-00	5 m (16 ft)
6Y8-82521-11-00	0.6m (2 ft)	6Y8-82521-41-00	2.7m (9 ft)	688-8258A-60-00	6 m (19 ft)
6Y8-82521-21-00	0.9m (3 ft)	6Y8-82521-51-00	3.6m (12 ft)	688-8258A-70-00	7 m (23 ft)
				6K1-8258A-40-00	8 m (26 ft)
				61B-8258A-01-00	9.5 m (32 ft)


Rigging Diagrams

MECHANICAL REMOTE CONTROL (DISPLAY)

6Y8 ROUND TACHO RIGGING KIT (6YR-762G0-81-00)

SINGLE
ENGINE

6Y8
GAUGE




	6YR-762G0-81-00	6Y8 round tacho rigging kit	Qty	Note
1	6Y8-8350T-20-00	Tachometer Assy (Round)	1	
2	6Y8-81920-01-00	Multi-Hub Assy	1	
3	6Y8-81920-11-00	Inline hub Assy	1	
4	6Y8-82553-21-00	Main bus Harness 6 pin 6.1 m (20 ft)	1	
5	6Y8-82521-41-00	Pigtail bus Harness 4 pin 2.7 m (9 ft)	1	
6	6Y8-82521-11-00	Pigtail bus Harness 4 pin 0.6 m (2 ft)	1	
7	6Y8-82582-11-00	Terminal cap (4 pin/device)	2	
8	6Y8-83553-01-00	System power supply wire 2.4 m (8 ft)	1	

MECHANICAL REMOTE CONTROL (DISPLAY)

6Y8 ROUND TACHO + SPEEDO/RIGGING KIT (6YR-762G0-91-00)

SINGLE
ENGINE

6Y8
GAUGE



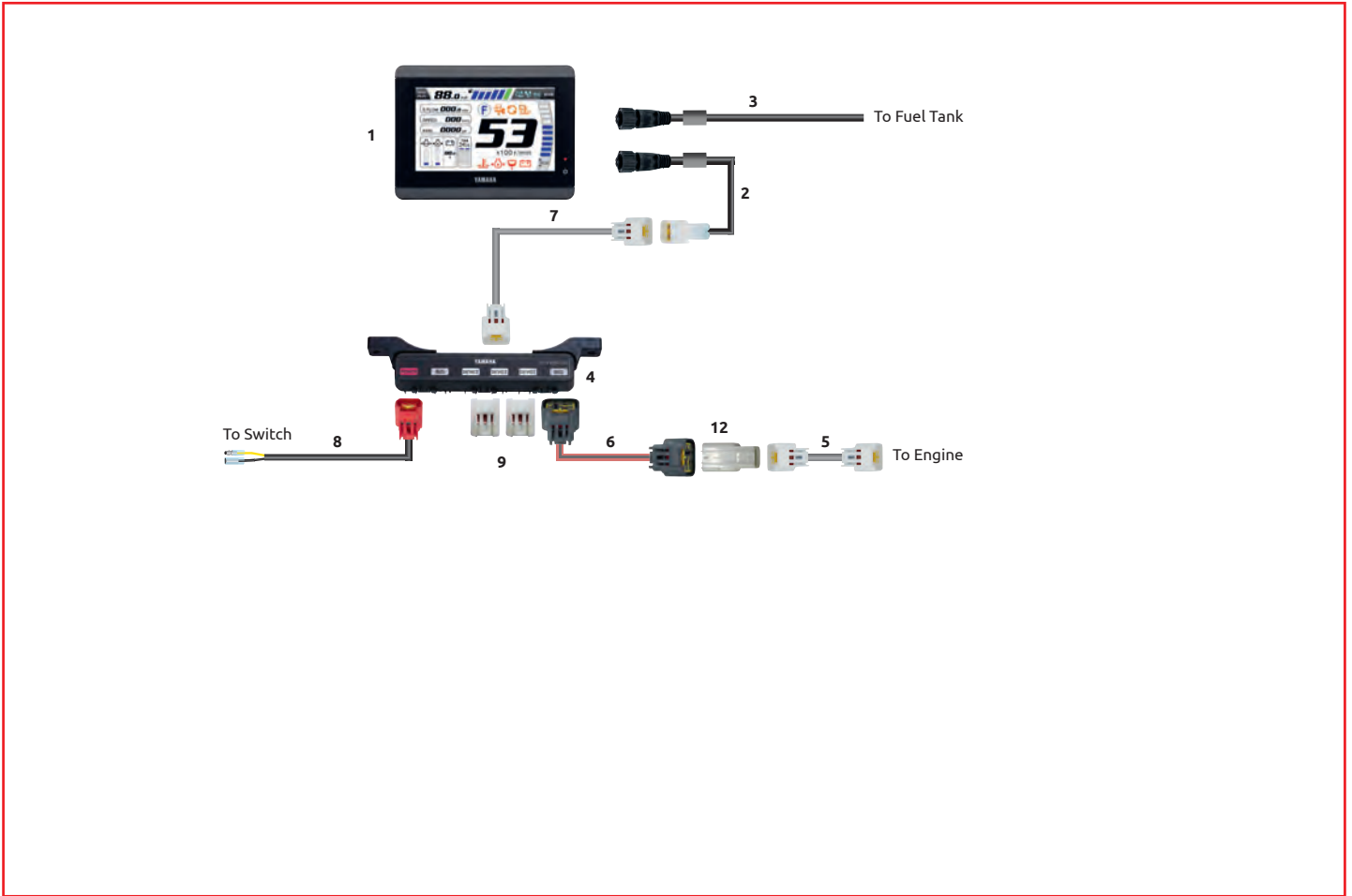
	6YR-762G0-91-00	Round Tacho + Speedo Rigging kit	Qty	Note
1	6Y8-8350T-20-00	Tachometer Assy (Round)	1	
2	6Y8-83500-11-00	Speedo & FMM meter Assy (Round)	1	
3	6Y8-81920-01-00	Multi-hub Assy	1	
4	6Y8-81920-11-00	Inline hub Assy	1	
5	6Y8-82553-21-00	Main bus Harness 6 pin 6.1 m (20 ft)	1	
6	6Y8-82521-31-00	Pigtail bus Harness 4 pin 1.8 m (6 ft)	1	
7	6Y8-82521-11-00	Pigtail bus Harness 4 pin 0.6 m (2 ft)	2	
8	6Y8-82582-11-00	Terminal cap (4 pin/device)	1	
9	6Y8-8356N-01-00	6Y8 PGS/FUEL wire (NMEA 0183)	1	
10	6Y8-83553-01-00	System power supply wire 2.4 m (8 ft)	1	

Rigging Diagrams

MECHANICAL REMOTE CONTROL (DISPLAY)

DISPLAY OPTION CL5 COLOUR TOUCH GAUGE RIGGING KIT (6YM-762G0-25-00)

CL5
MECHANICAL



	6YM-762G0-25-00	CL5 Color Touch Gauge Kit - MECH	Qty	Note
1	6YM-83710-14-00	CL5 Display	1	
2	6YM-83553-00-00	Conversion Harness 0.9m / 3 ft	1	Optional elbow connector 0.9m 6YM-83553-10-00
3	6YD-8356N-00-00	Fuel Tank Wire	1	Optional elbow connector 6YM-8356N-00-00
4	6Y8-81920-01-00	Multihub	1	
6	6Y8-82553-21-00	Main bus wire 6.1m / 20 ft	1	Other lengths available
7	6Y8-82521-11-00	Pigtail bus wire 0.6m / 2 ft	1	Other lengths available
5	6Y8-82521-31-00	Pigtail bus wire 1.8m / 6 ft	1	Other lengths available
8	6Y8-83553-02-00	System power supply	1	
9	6Y8-82582-11-00	Cap	2	
12	6Y8-81920-11-00	Single hub	1	

MECHANICAL REMOTE CONTROL (DISPLAY)

DISPLAY OPTION CL5 COLOUR TOUCH GAUGE RIGGING KIT (6YM-762G0-25-00)



	6YM-762G0-25-00	CL5 Color Touch Gauge Kit - MECH	Qty	Note
1	6YM-83710-14-00	CL5 Display	1	
2	6YM-83553-00-00	Conversion Harness 0.9m / 3 ft	1	Optional elbow connector 0.9m 6YM-83553-10-00
3	6YD-8356N-00-00	Fuel Tank Wire	1	Optional elbow connector 6YM-8356N-00-00
4	6Y8-81920-01-00	Multihub	1	
5	6Y8-82521-31-00	Pigtail bus wire 1.8m / 6 ft	1	Other lengths available
6	6Y8-82553-21-00	Main bus wire 6.1m / 20 ft	1	Other lengths available
7	6Y8-82521-11-00	Pigtail bus wire 0.6m / 2 ft	1	Other lengths available
8	6Y8-83553-02-00	System power supply	1	
9	6Y8-82582-11-00	Cap	2	
12	6Y8-81920-11-00	Single hub	1	

	Additional	Part Name	Qty	Note
10	6YG-82521-00-00	NMEA Harness	1	
11	6Y8-82521-11-00	Pigtail bus wire 0.6m / 2 ft	1	Other lengths available
13	6YG-8A2D0-12-00	6YG Gate way	1	

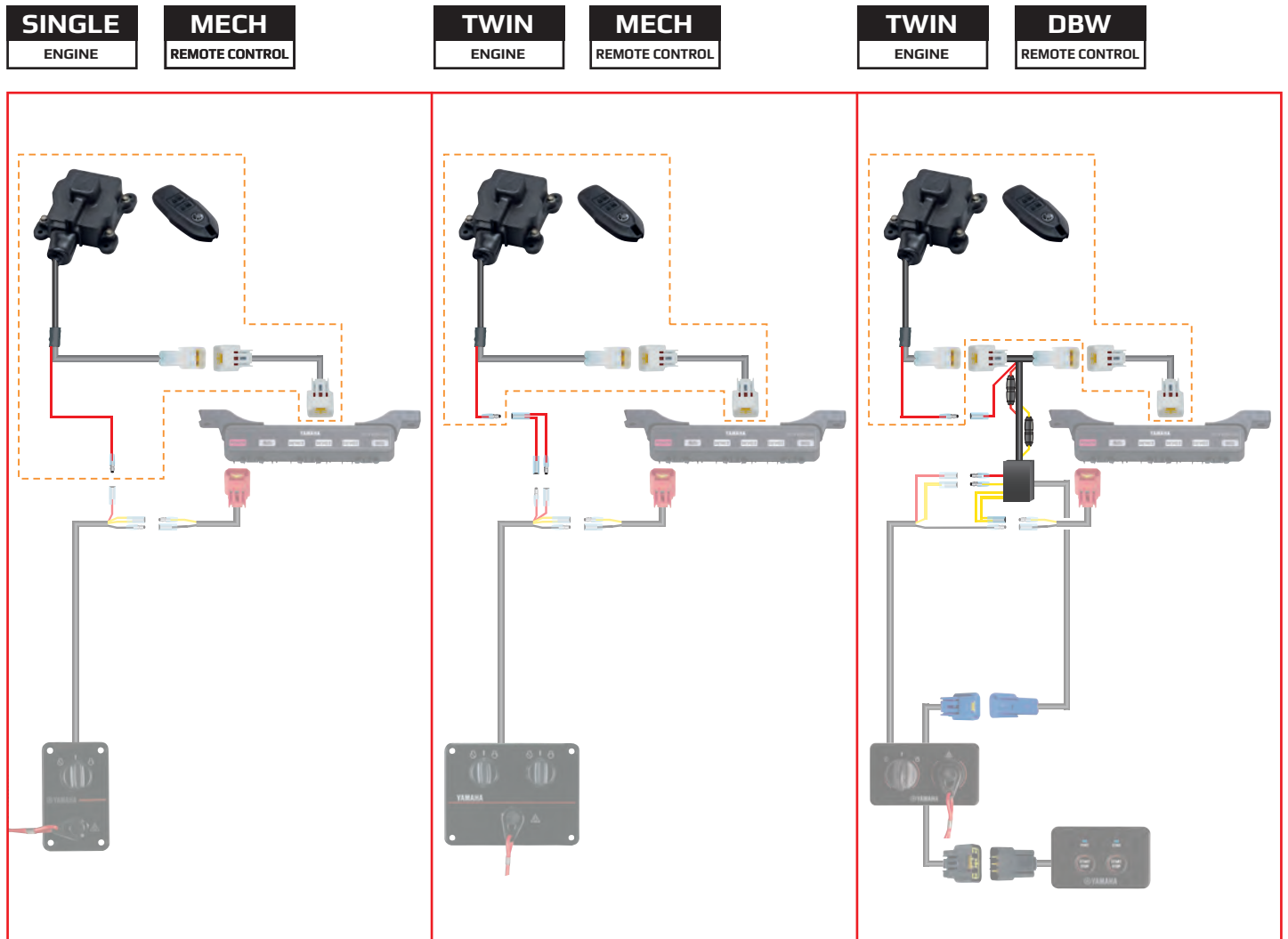
Rigging Diagrams

Y-COP

Y-COP SINGLE ENGINE

Y-COP TWIN ENGINES (MECH)

Y-COP TWIN ENGINES (DBW)



Y-COP WITH SINGLE ENGINE

Part Number	Description	Qty	Note
Y-COP KIT			
6X9-762D0-00-00	Y-COP Kit	1	

KIT CONTENTS

6X9-86260-00-00	Receiver assy and 2 key fobs	1	6X9-86261-00-00 Key fob
6X9-86261-00-00	Pigtail Bus Wire	1	0.6m (2 ft)

Y-COP WITH MULTIPLE ENGINES (MECHANICAL REMOTE CONTROL)

Part Number	Description	Qty	Note
Y-COP			
6X9-762D0-00-00	Y-COP Kit	1	
6H5-81315-00-00	Y-COP Power Distribution Wire (for multiple engines / Mechanical control)	1	

Y-COP WITH MULTIPLE ENGINES (DBW REMOTE CONTROL)

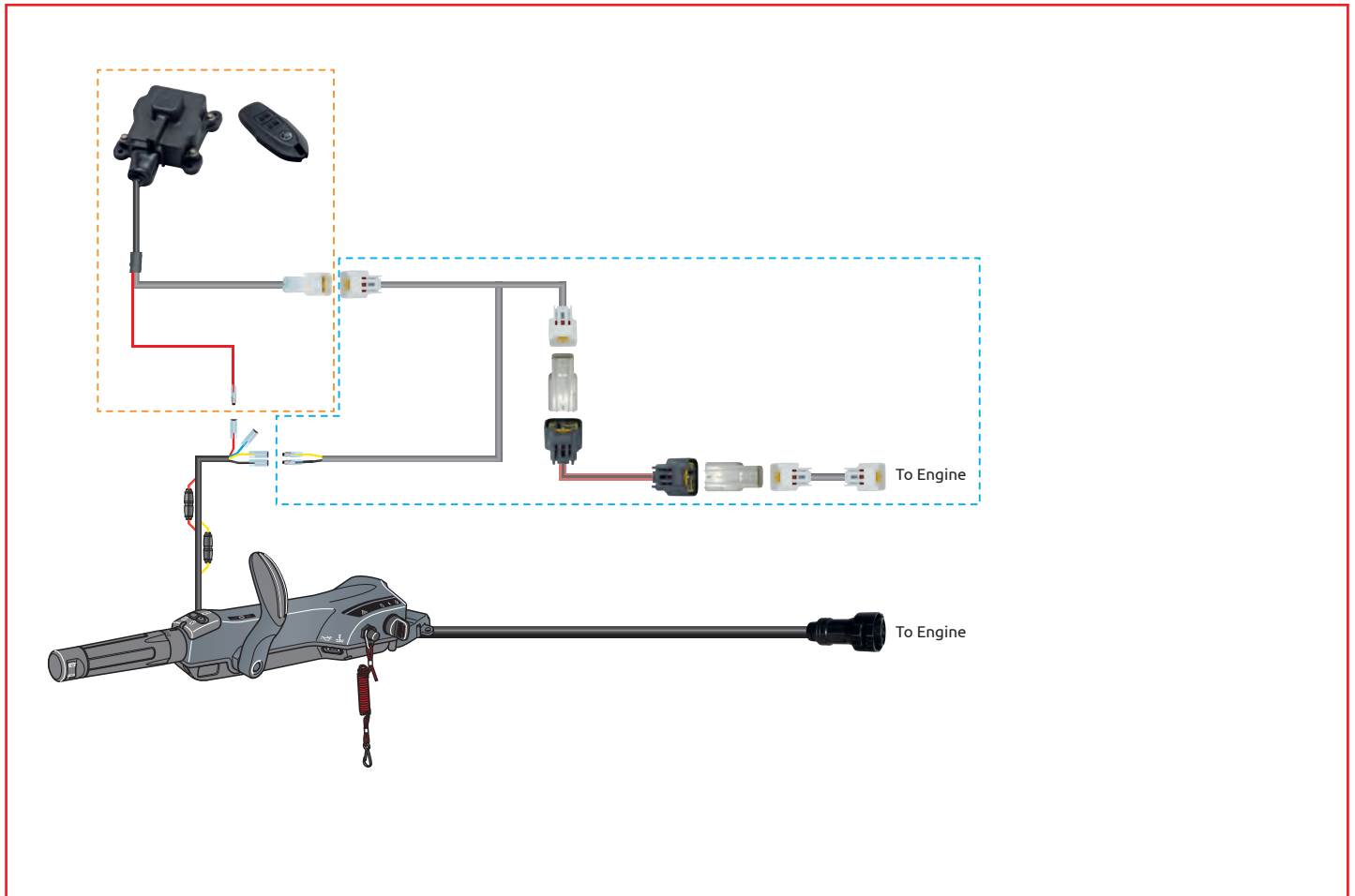
Part Number	Description	Qty	Note
Y-COP			
6X9-762D0-00-00	Y-COP Kit	1	
6Y8-81315-01-00	Y-COP Power Distribution Wire (for multiple engines / DBW control)	1	

Y-COP

Y-COP WITH 6X4 MULTI-FUNCTION TILLER HANDLE

SINGLE
ENGINE

6X4
TILLER HANDLE



Part Number	Description	Qty	Note
Y-COP			
6X9-762D0-00-00	Y-COP Kit	1	
6Y8-762A0-01-00	Y-COP Attachment Kit (required for Y-COP + 6X4 handle installation)	1	

Y-COP ATTACHMENT KIT 6X4 CONTENTS

6X9-86261-00-00	Pigtail Bus Wire	1	3.6m (12 ft)
6Y8-81920-11-00	Single hub	1	
6Y8-82553-01-00	Main Bus Wire	1	0.3m (1 ft)
6Y5-83553-M1-00	Wire lead	1	2.5m (8 ft)
6Y8-82117-00-00	Pigtail Bus Wire with power lead	1	

ENGINE GROMMET FOR Y-COP HARNESS*

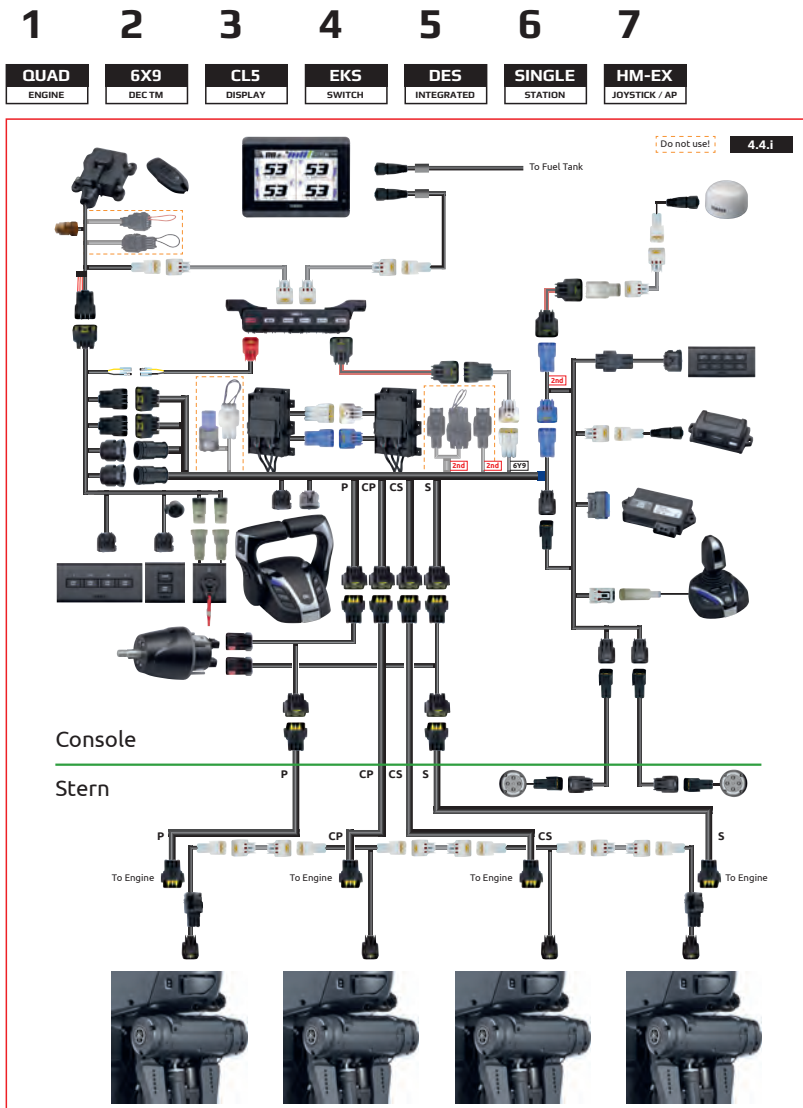
6C5-42725-50-00	F50H/FT50J/F50F/FT60G	1	
68V-42725-20-00	F80B/F100D/F115A	1	

*Required for Y-COP + 6X4 Tiller Handle installations on the specific engine models listed above.

How to read the diagram

On this page you will see a visualization of all the components and connections separated by what is mounted at the Console side and the Stern side. Or encase it is a 2nd station what is mounted at the main helm or at the 2nd station.

QUAD LEVEL 3-4 INTEGRATED



IN THIS EXAMPLE INDICATED BY BLOCKS:

1. Quad installation -> 4 engine installation
2. 6X9 new rigging -> in this example a top mount (TM) remote control.
3. CL5 gauge/display -> in this example a CL5 display is used. For other options please see display section. In level 3-4 for map options such as trackpoint a Multifunction display with chart options is required.
4. EKS -> Electronic Key switches. The new 6X9 push button switches are used.
5. Digital electronic steering Integrated -> in this example an engine with build in electronic steering. This can also be Bolt-on electronic steering.
6. Single station -> in this example the main station is displayed
7. HM-EX Joystick / Autopilot -> when expanding from level 1, 2 to 3-4 in the drawing's components are added corresponding to the level.

How to read the parts list

ORDER SUGGESTION:

In the blue box a suggestion is made on what to order in this example for a quad installation level 3-4. It corresponds to all components in the scheme on the left page.

Encase of a 2nd station the components listed are the components to be added at the 2nd station.

The joystick kits needs to be ordered at the local distributor sales department. Other display options may be found in the display options section.

QUAD LEVEL 3-4 INTEGRATED PARTS				
	Description	Qty	Note	
LEVEL 1	6X9-48209-00-00	6X9 DEC Top mount - Quad	1	
	6YM-762G0-02-00	CLS Color Touch Gauge Kit - DEC*	1	
	6X9-762B0-31-00	EKS Kit - Quad	1	
	6X6-8258A-41-00	Main harness 16P 12m / 39 ft	2	Other lengths available
	6X6-8258A-71-00	Main harness 16P 15m / 49 ft	2	Other lengths available
LEVEL 2	6X9-76250-01-00	Compact Helm unit	1	Tilt type available (Kit: 6GR-762H0-00-00)
	6GR-81115-00-00	SCU link harness (Port/ Stbd) 1.5m (5 ft)	2	Other lengths available
	6GR-81115-20-00	SCU link harness (Center) 1.5m (5 ft)	2	Other lengths available
	6Y8-82521-11-00	Pigtail bus wire 0.6m / 2 ft	3	Other lengths available
	6GR-8258A-11-00	Helm harness Main St Twin/Triple/Quad 0.9m / 3 ft	2	Other lengths available
LEVEL 3-4	** Joystick/AP Kit - Quad	1		
	6Y8-82553-50-00	Main bus wire 3m / 10 ft	1	Other lengths available
	6Y8-82521-01-00	Pigtail bus wire 0.3m / 1 ft	1	Other lengths available

Level 4 requires an compatible multi-function display for map functions
 *Fo r other display options, check the display section in this guide | ** Order at the local distributor sales department

HARNESS OPTIONS			
	Description	Qty	Note
6YM-762G0-00-00	CLS Color Touch Gauge Kit - DEC		
6YM-83710-11-00	CLS Display	1	
6YM-83553-00-00	Conversion Harness	1	0.9m (3 ft)
6YD-8356N-00-00	Fuel Tank Wire	1	
6Y8-81920-01-00	Multihub	1	
6Y9-83553-00-00	Conversion harness	1	
6Y8-82553-01-00	Main bus wire	1	0.3m (1 ft), other lengths available
6Y8-82521-31-00	Pigtail bus wire	1	1.8m (6 ft), other lengths available
6Y8-83553-02-00	System power supply	1	
6Y8-82582-11-00	Terminal Cap White	2	

KIT CONTENTS:

In the green box: If in the blue box a kit is mentioned for example a "EKS kit Quad" the contents of this kit is explained here.

HARNESS OPTIONS					
Main harness 16P	Length (m)	Main bus wire	Length	Pigtail bus wire	Length
6X6-8258A-90-00	1.5m (5 ft)	6Y8-82553-01-00	0.3m (1 ft)	6Y8-82521-01-00	0.3m (1 ft)
6X6-8258A-50-00	3.7m (12 ft)	6Y8-82553-50-00	3m (10 ft)	6Y8-82521-11-00	0.6m (2 ft)
6X6-8258A-60-00	5.2m (17 ft)	6Y8-82553-11-00	4.6m (15 ft)	6Y8-82521-21-00*	0.9m (3 ft)
6X6-8258A-00-00	6m (19 ft)	6Y8-82553-21-00	6.1m (20 ft)	6Y8-82521-31-00	1.8m (6 ft)
6X6-8258A-10-00	7m (23 ft)	6Y8-82553-31-00	7.6m (25 ft)	6Y8-82521-41-00	2.7m (9 ft)
6X6-8258A-20-00	8m (26 ft)	6Y8-82553-41-00	9.1m (30 ft)	6Y8-82521-51-00	3.6m (12 ft)
6X6-8258A-30-00	10m (32 ft)				
6X6-8258A-40-00	12m (39 ft)				
6X6-8258A-70-00	15m (49 ft)				
6X6-8258A-80-00	24m (79 ft)				
SCU Link harness Center	Length	Helm Harness	Length	SCU Link harness P/S	Length
6X9-81115-10-00	0.3m (1 ft)	6GR-8258A-10-00	0.9m (3 ft)	6X9-81115-00-00	0.3m (1 ft)
6GR-81115-20-00	1.5m (5 ft)	6GR-8258A-50-00	1.8m (6 ft)	6GR-81115-00-00	1.5m (5 ft)
6GR-81115-30-00	3.0m (10 ft)	6GR-8258A-60-00	2.7m (9 ft)	6GR-81115-10-00	3.0m (10 ft)
Extension for Prop lights	Length	BCU Extension Harness	Length		
6X9-82586-20-00	6m (19 ft)	6X9-82521-00-00	4.6m (15 ft)		
6X9-82586-30-00	9.1m (30 ft)	6Y8-82521-10-00	9.1m (30 ft)		
6X9-82586-40-00	12.2m (40 ft)				

* Max length GPS antenna connection

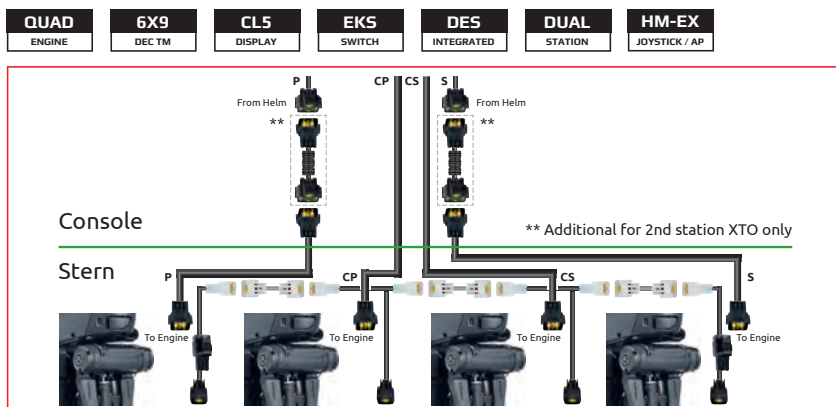
HARNESS OPTIONS:

In the purple box: If in the blue or green box is mentioned "other lengths" available alternative lengths are displayed here. If the boat requires alternative lengths of cables then indicated in the blue box then these part numbers may replace them.

In the kits the lengths cannot be adjusted for longer cables if required they need to be ordered additional.

2ND STATION:

Encase of an 2nd station setup with integrated steering here the location of 2 additional harnesses is shown (gray rectangle) which need to be installed between the Port and Starboard 16 pin harness. These harnesses are then indicated in the blue box (6GR-8258A-V0-00).

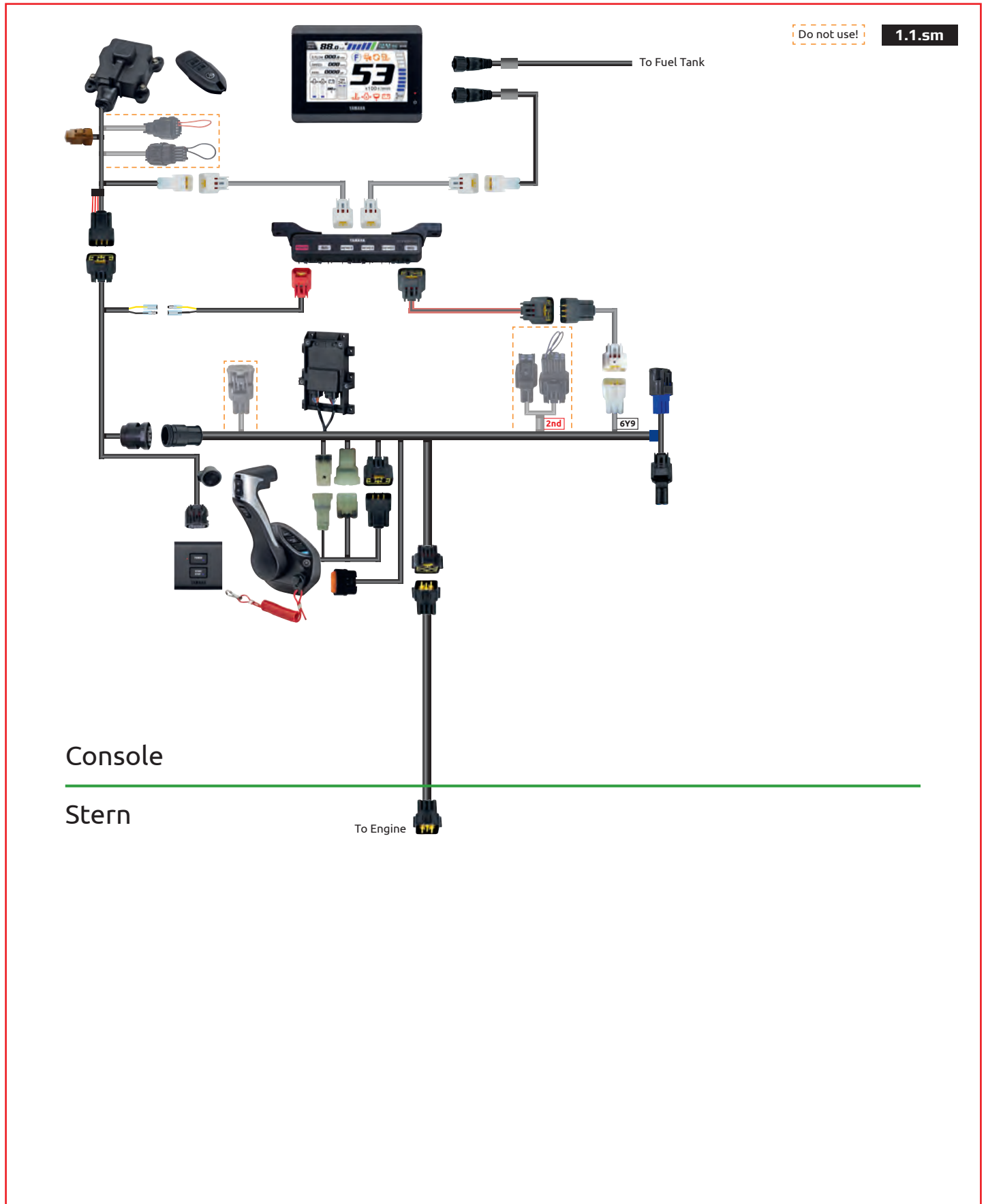


Rigging Diagrams

DBW REMOTE CONTROL (MAIN STATION)

SINGLE FLUSH SIDE-MOUNT LEVEL 1

SINGLE ENGINE	6X9 DEC SM	CL5 DISPLAY	EKS SWITCH	DES STEERING	SINGLE STATION
-------------------------	----------------------	-----------------------	----------------------	------------------------	--------------------------



SINGLE FLUSH SIDE-MOUNT LEVEL 1 PARTS

	Part Number	Description	Qty	Note
LEVEL 1	6X9-48206-02-00	6X9 DEC Side mount - single	1	
	6YM-762G0-05-00	CL5 Color Touch Gauge Kit - DEC*	1	
	6X9-762B0-C3-00	EKS Kit - Single	1	
	6X6-8258A-21-00	Main harness 16P 8m / 26 ft	1	Other lengths available

* For other display options, check the display section in this guide

KIT CONTENTS

	Part Number	Description	Qty	Note
	6YM-762G0-05-00	CL5 Color Touch Gauge Kit - DEC	1	
	6YM-83710-14-00	CL5 Display	1	
	6YM-83553-00-00	Conversion Harness	1	0.9m (3 ft)
	6YD-8356N-00-00	Fuel Tank Wire	1	
	6Y8-81920-01-00	Multihub	1	
	6Y9-83553-00-00	Conversion harness	1	
	6Y8-82553-01-00	Main bus wire	1	0.3m (1 ft), other lengths available
	6Y8-82521-31-00	Pigtail bus wire	1	1.8m (6 ft), other lengths available
	6Y8-83553-02-00	System power supply	1	
	6Y8-82582-11-00	Terminal Cap White	2	

	Part Number	Description	Qty	Note
	6X9-762B0-C3-00	EKS Kit - Single Side Mount	1	
	6X9-82570-01-00	Power Switch	1	
	6X9-82716-21-00	EKS harness	1	
	6X9-86254-00-00	Immobilizer + key fob (2pcs)	1	433 Mhz
	6Y8-82521-11-00	Pigtail bus wire	1	0.6m (2 ft)
	6Y8-48277-00-00	Sticker	1	

HARNESS OPTIONS

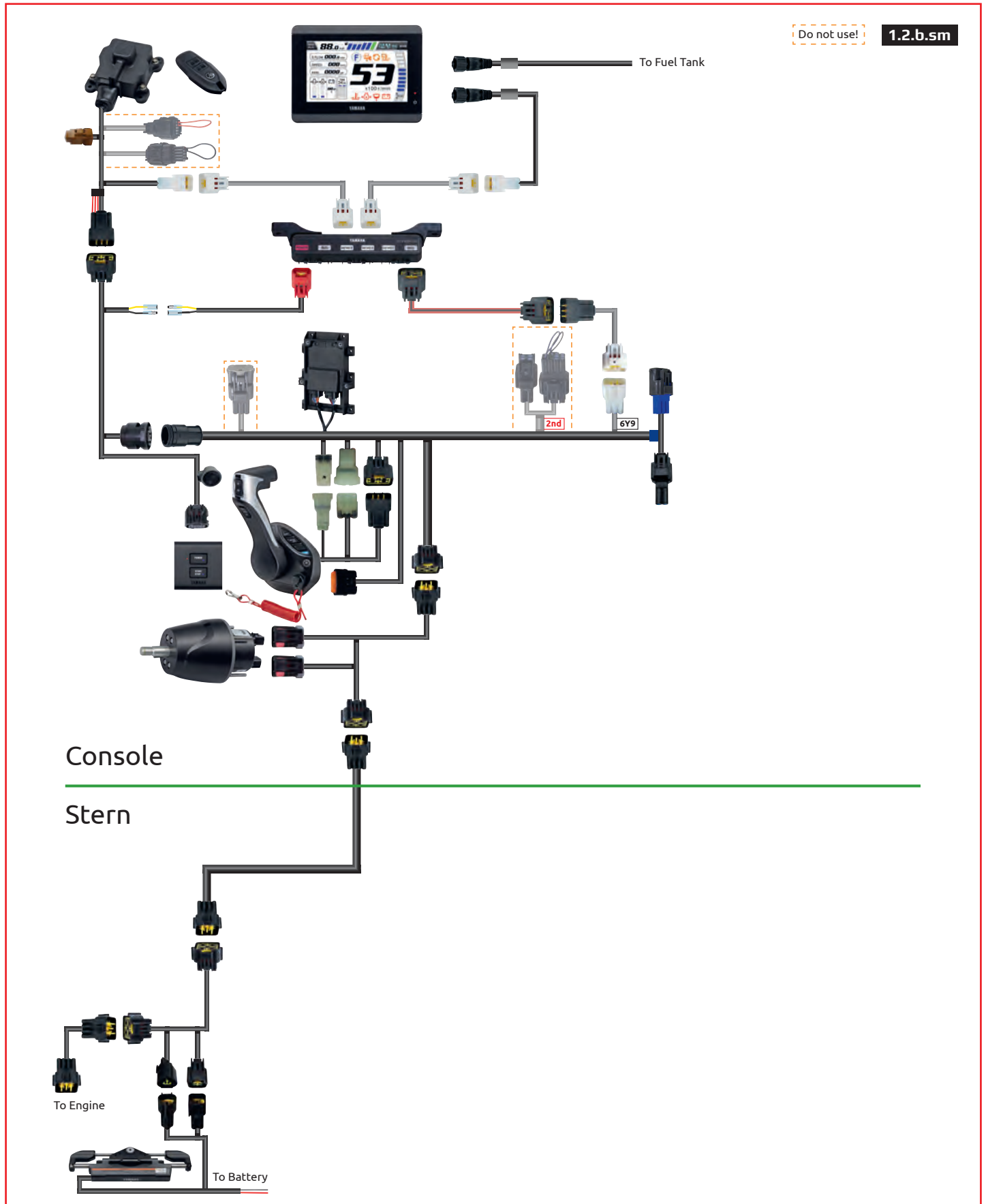
Main harness 16P	Length	Main bus wire	Length	Pigtail bus wire	Length
6X6-8258A-91-00	1.5m (5 ft)	6Y8-82553-01-00	0.3m (1 ft)	6Y8-82521-01-00	0.3m (1 ft)
6X6-8258A-51-00	3.7m (12 ft)	6Y8-82553-50-00	3m (10 ft)	6Y8-82521-11-00	0.6m (2 ft)
6X6-8258A-61-00	5.2m (17 ft)	6Y8-82553-11-00	4.6m (15 ft)	6Y8-82521-21-00	0.9m (3 ft)
6X6-8258A-01-00	6m (19 ft)	6Y8-82553-21-00	6.1m (20 ft)	6Y8-82521-31-00	1.8m (6 ft)
6X6-8258A-11-00	7m (23 ft)	6Y8-82553-31-00	7.6m (25 ft)	6Y8-82521-41-00	2.7m (9 ft)
6X6-8258A-21-00	8m (26 ft)	6Y8-82553-41-00	9.1m (30 ft)	6Y8-82521-51-00	3.6m (12 ft)
6X6-8258A-31-00	10m (32 ft)				
6X6-8258A-41-00	12m (39 ft)				
6X6-8258A-71-00	15m (49 ft)				
6X6-8258A-81-00	24m (79 ft)				

Rigging Diagrams

DBW REMOTE CONTROL (MAIN STATION)

SINGLE FLUSH SIDE-MOUNT LEVEL 2 BOLT-ON

SINGLE ENGINE	6X9 DEC 5M	CL5 DISPLAY	EKS SWITCH	DES BOLT-ON	SINGLE STATION
-------------------------	----------------------	-----------------------	----------------------	-----------------------	--------------------------



SINGLE FLUSH SIDE-MOUNT LEVEL 2 BOLT-ON PARTS

	Description	Qty	Note	
LEVEL 1	6X9-48206-02-00	6X9 DEC Side mount - single	1	
	6YM-762G0-05-00	CL5 Color Touch Gauge Kit - DEC*	1	
	6X9-762B0-C3-00	EKS Kit - Single	1	
	6X6-8258A-21-00	Main harness 16P 8m / 26 ft	1	Other lengths available
LEVEL 2	6X9-762S0-01-00	Bolt-on DES KIT	1	
	6X9-438A0-00-00	Steering actuator harness 2.4m / 8 ft	1	Other lengths available
	6X6-8258A-51-00	Main harness 16P 3.7m / 12 ft	1	Other lengths available
	6X9-615A0-00-00	Compact Helm unit	1	Tilt type available (Kit: 6GR-762H0-01-00)
	6GR-8258A-01-00	Helm harness Main St Single 0.9m / 3 ft	1	Other lengths available

* For other display options, check the display section in this guide

KIT CONTENTS

Part Number	Description	Qty	Note
6YM-762G0-05-00	CL5 Color Touch Gauge Kit - DEC	1	
6YM-83710-14-00	CL5 Display	1	
6YM-83553-00-00	Conversion Harness	1	0.9 m (3 ft)
6YD-8356N-00-00	Fuel Tank Wire	1	
6Y8-81920-01-00	Multihub	1	
6Y9-83553-00-00	Conversion harness	1	
6Y8-82553-01-00	Main bus wire	1	0.3m (1 ft), other lengths available
6Y8-82521-31-00	Pigtail bus wire	1	1.8m (6 ft), other lengths available
6Y8-83553-02-00	System power supply	1	
6Y8-82582-11-00	Terminal Cap White	2	

Part Number	Description	Qty	Note
6X9-762B0-C3-00	EKS Kit - Single Side Mount	1	
6X9-82570-01-00	Power Switch	1	
6X9-82716-21-00	EKS harness	1	
6X9-86254-00-00	Immobilizer + key fob (2pcs)	1	433 Mhz
6Y8-82521-11-00	Pigtail bus wire	1	0.6m (2 ft)
6Y8-48277-00-00	Sticker	1	

Part Number	Description	Qty	Note
6X9-762S0-01-00	Bolt-on DES KIT	1	
6X9-42401-00-00	Actuator	1	
6X9-8258A-90-00	Split Harness	1	

HARNESS OPTIONS

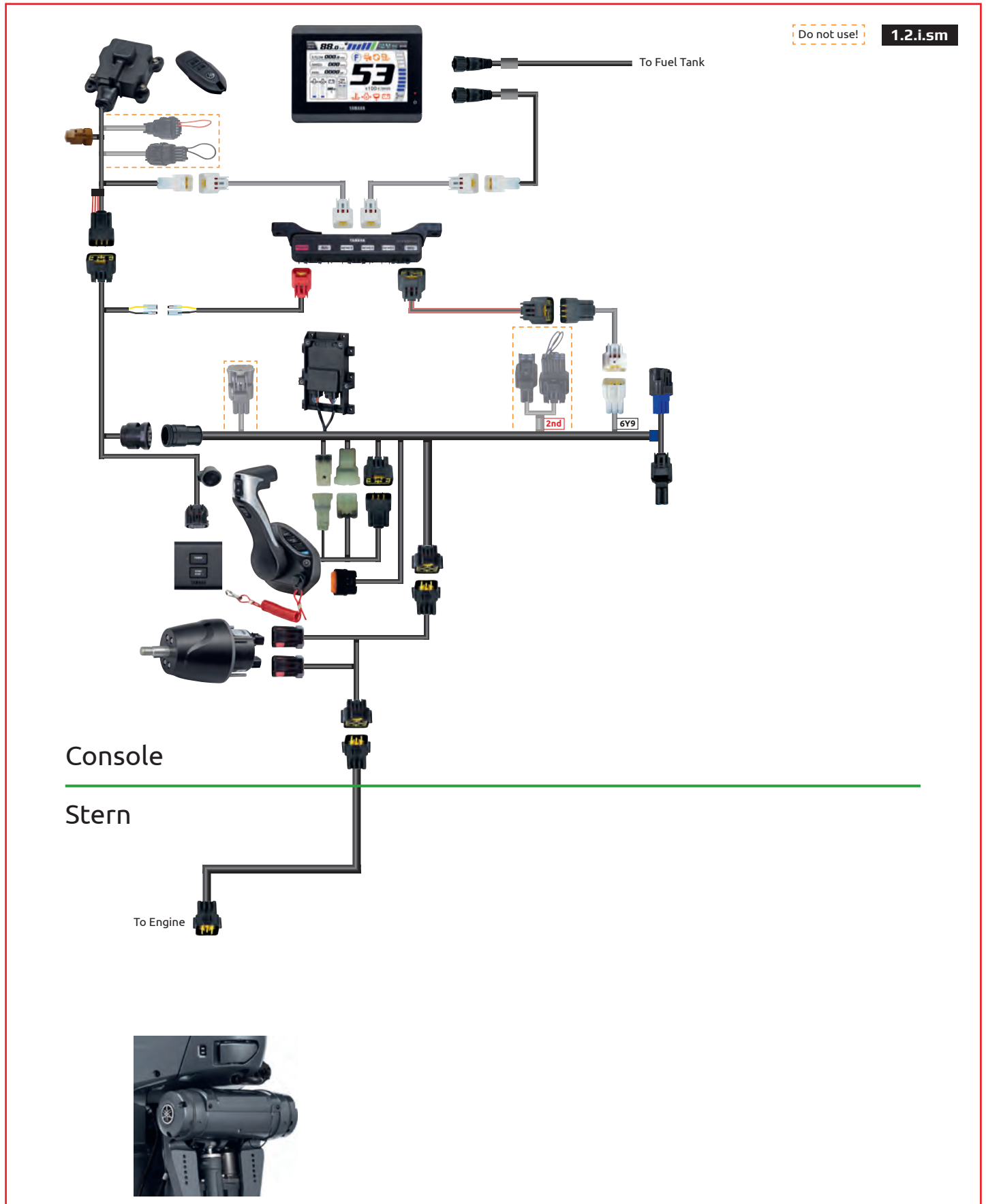
Main harness 16P	Length	Main bus wire	Length	Pigtail bus wire	Length
6X6-8258A-91-00	1.5m (5 ft)	6Y8-82553-01-00	0.3m (1 ft)	6Y8-82521-01-00	0.3m (1 ft)
6X6-8258A-51-00	3.7m (12 ft)	6Y8-82553-50-00	3m (10 ft)	6Y8-82521-11-00	0.6m (2 ft)
6X6-8258A-61-00	5.2m (17 ft)	6Y8-82553-11-00	4.6m (15 ft)	6Y8-82521-21-00	0.9m (3 ft)
6X6-8258A-01-00	6m (19 ft)	6Y8-82553-21-00	6.1m (20 ft)	6Y8-82521-31-00	1.8m (6 ft)
6X6-8258A-11-00	7m (23 ft)	6Y8-82553-31-00	7.6m (25 ft)	6Y8-82521-41-00	2.7m (9 ft)
6X6-8258A-21-00	8m (26 ft)	6Y8-82553-41-00	9.1m (30 ft)	6Y8-82521-51-00	3.6m (12 ft)
6X6-8258A-31-00	10m (32 ft)				
6X6-8258A-41-00	12m (39 ft)	Steering Actuator Harness	Length	Helm Harness	Length
6X6-8258A-71-00	15m (49 ft)	6X9-438A0-00-00	2.4m (8 ft)	6GR-8258A-01-00	0.9m (3 ft)
6X6-8258A-81-00	24m (79 ft)	6X9-438A0-10-00	4.5m (15 ft)	6GR-8258A-41-00	1.8m (6 ft)
		6X9-438A0-20-00	2.4m (8 ft) U-Shape		
		6X9-438A0-40-00	2.4m (8 ft) Straight with no bulkhead		

Rigging Diagrams

DBW REMOTE CONTROL (MAIN STATION)

SINGLE FLUSH SIDE-MOUNT LEVEL 2 INTEGRATED

SINGLE ENGINE	6X9 DEC SM	CL5 DISPLAY	EKS SWITCH	DES INTEGRATED	SINGLE STATION
-------------------------	----------------------	-----------------------	----------------------	--------------------------	--------------------------



SINGLE FLUSH SIDE-MOUNT LEVEL 2 INTEGRATED PARTS

	Description	Qty	Note
LEVEL 1	6X9-48206-02-00	6X9 DEC Side mount - single	1
	6YM-762G0-05-00	CL5 Color Touch Gauge Kit - DEC*	1
	6X9-762B0-C3-00	EKS Kit - Single	1
	6X6-8258A-21-00	Main harness 16P 8m / 26 ft	1 Other lengths available
LEVEL 2	6X9-615A0-00-00	Compact Helm unit	1 Tilt type available (Kit: 6GR-762H0-01-00)
	6GR-8258A-01-00	Helm harness Main St Single 0.9m / 3 ft	1 Other lengths available

* For other display options, check the display section in this guide

KIT CONTENTS

6YM-762G0-05-00	CL5 Color Touch Gauge Kit - DEC	Qty	Note
6YM-83710-14-00	CL5 Display	1	
6YM-83553-00-00	Conversion Harness	1	0.9 m (3 ft)
6YD-8356N-00-00	Fuel Tank Wire	1	
6Y8-81920-01-00	Multihub	1	
6Y9-83553-00-00	Conversion harness	1	
6Y8-82553-01-00	Main bus wire	1	0.3m (1 ft), other lengths available
6Y8-82521-31-00	Pigtail bus wire	1	1.8m (6 ft), other lengths available
6Y8-83553-02-00	System power supply	1	
6Y8-82582-11-00	Terminal Cap White	2	
6X9-762B0-C3-00	EKS Kit - Single Side Mount	Qty	Note
6X9-82570-01-00	Power Switch	1	
6X9-82716-21-00	EKS harness	1	
6X9-86254-00-00	Immobilizer + key fob (2pcs)	1	433 Mhz
6Y8-82521-11-00	Pigtail bus wire	1	0.6m (2 ft)
6Y8-48277-00-00	Sticker	1	

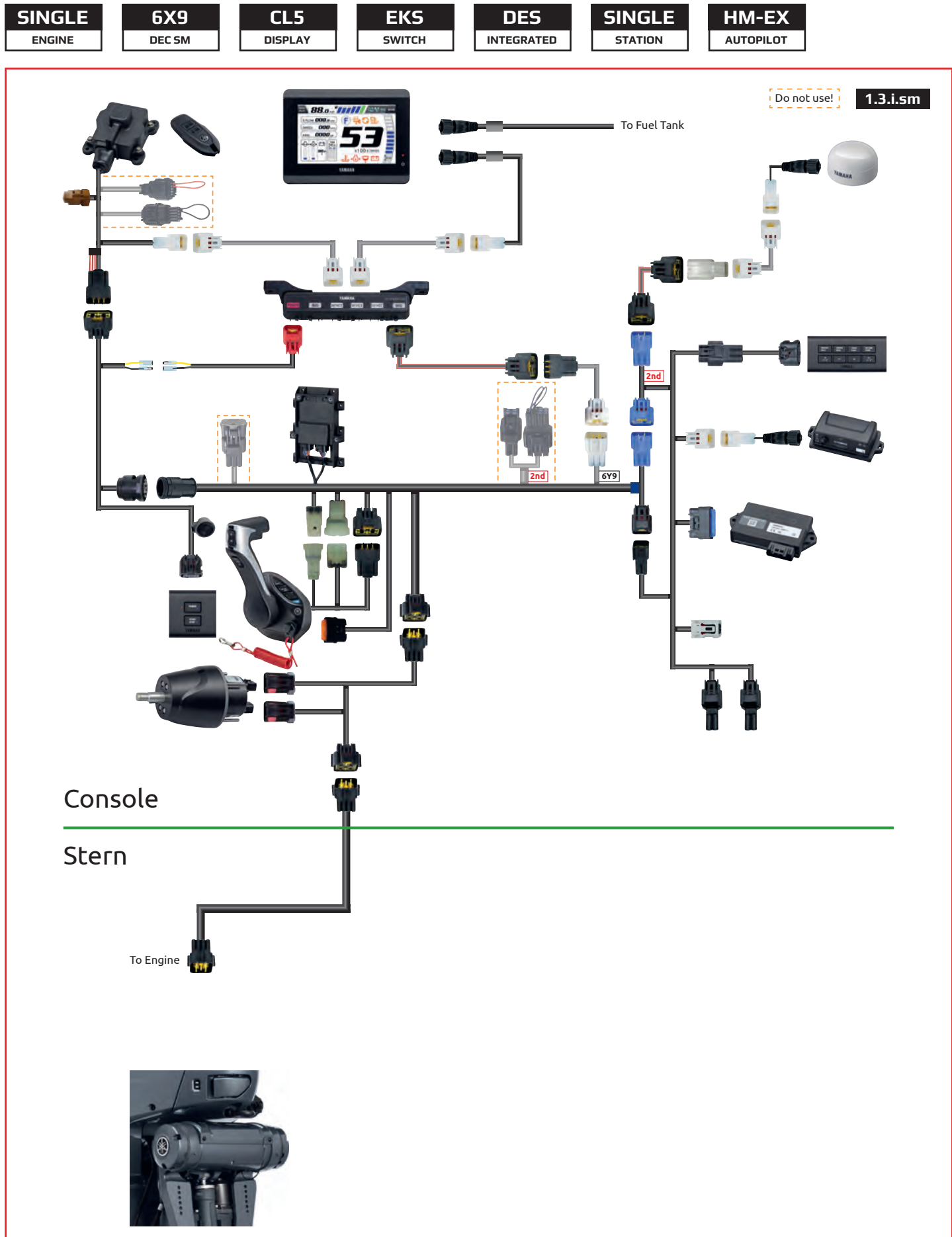
HARNESS OPTIONS

Main harness 16P	Length	Main bus wire	Length	Pigtail bus wire	Length
6X6-8258A-91-00	1.5m (5 ft)	6Y8-82553-01-00	0.3m (1 ft)	6Y8-82521-01-00	0.3m (1 ft)
6X6-8258A-51-00	3.7m (12 ft)	6Y8-82553-50-00	3m (10 ft)	6Y8-82521-11-00	0.6m (2 ft)
6X6-8258A-61-00	5.2m (17 ft)	6Y8-82553-11-00	4.6m (15 ft)	6Y8-82521-21-00	0.9m (3 ft)
6X6-8258A-01-00	6m (19 ft)	6Y8-82553-21-00	6.1m (20 ft)	6Y8-82521-31-00	1.8m (6 ft)
6X6-8258A-11-00	7m (23 ft)	6Y8-82553-31-00	7.6m (25 ft)	6Y8-82521-41-00	2.7m (9 ft)
6X6-8258A-21-00	8m (26 ft)	6Y8-82553-41-00	9.1m (30 ft)	6Y8-82521-51-00	3.6m (12 ft)
6X6-8258A-31-00	10m (32 ft)				
6X6-8258A-41-00	12m (39 ft)	Helm Harness	Length		
6X6-8258A-71-00	15m (49 ft)	6GR-8258A-01-00	0.9m (3 ft)		
6X6-8258A-81-00	24m (79 ft)	6GR-8258A-41-00	1.8m (6 ft)		

Rigging Diagrams

DBW REMOTE CONTROL (MAIN STATION)

SINGLE FLUSH SIDE-MOUNT LEVEL 3 INTEGRATED



SINGLE FLUSH SIDE-MOUNT LEVEL 3 INTEGRATED PARTS

	Description	Qty	Note
LEVEL 1	6X9-48206-02-00	6X9 DEC Side mount - single	1
	6YM-762G0-05-00	CL5 Color Touch Gauge Kit - DEC*	1
	6X9-762B0-C3-00	EKS Kit - Single	1
LEVEL 2	6X6-8258A-21-00	Main harness 16P 8m / 26 ft	1 Other length available
	6X9-615A0-00-00	Compact Helm unit	1 Tilt type available (Kit: 6GR-762H0-01-00)
	6GR-8258A-01-00	Helm harness Main St Single 0.9m / 3 ft	1 Other length available
LEVEL 3	**	Auto Pilot Kit	1
	6Y8-82553-50-00	Main bus wire 3m / 10 ft	1 Other length available
	6Y8-82521-01-00	Pigtail bus wire 0.3m / 1 ft	1 Other length available
	6X9-82521-00-00	BCU Extention Harness 4.6m / 15 ft	1 (Optional) Other length available

Level 3 requires an compatible multi-function display for map functions
 * For other display options, check the display section in this guide | ** Order at the local distributor sales department

KIT CONTENTS

Part Number	Description	Qty	Note
6YM-762G0-05-00	CL5 Color Touch Gauge Kit - DEC	1	
6YM-83710-14-00	CL5 Display	1	
6YM-83553-00-00	Conversion Harness	1	0.9 m (3 ft)
6YD-8356N-00-00	Fuel Tank Wire	1	
6Y8-81920-01-00	Multihub	1	
6Y9-83553-00-00	Conversion harness	1	
6Y8-82553-01-00	Main bus wire	1	0.3m (1 ft), other lengths available
6Y8-82521-31-00	Pigtail bus wire	1	1.8m (6 ft), other lengths available
6Y8-83553-02-00	System power supply	1	
6Y8-82582-11-00	Terminal Cap White	2	

Part Number	Description	Qty	Note	Part Number	Description	Qty	Note
6X9-762B0-C3-00	EKS Kit - Single Side Mount	1		**	Autopilot Kit	1	
6X9-82570-01-00	Power Switch	1		6X9-8253V-01-00	Autopilot panel	1	
6X9-82716-21-00	EKS harness	1		6X9-88107-01-00	GPS antenna	1	
6X9-86254-00-00	Immobilizer + key fob (2pcs)	1	433 Mhz	6X9-8A410-01-00	Heading sensor	1	
6Y8-82521-11-00	Pigtail bus wire	1	0.6m (2 ft)	6X9-8591T-13-00	Boat Control Unit	1	
6Y8-48277-00-00	Sticker	1		6Y8-81920-11-00	Single hub	1	
				6X9-82386-01-00	BCU Harness	1	Ext. available
				6YM-83553-00-00	Conversion harness	2	0.9m (3 ft)

** Order at the local distributor sales department

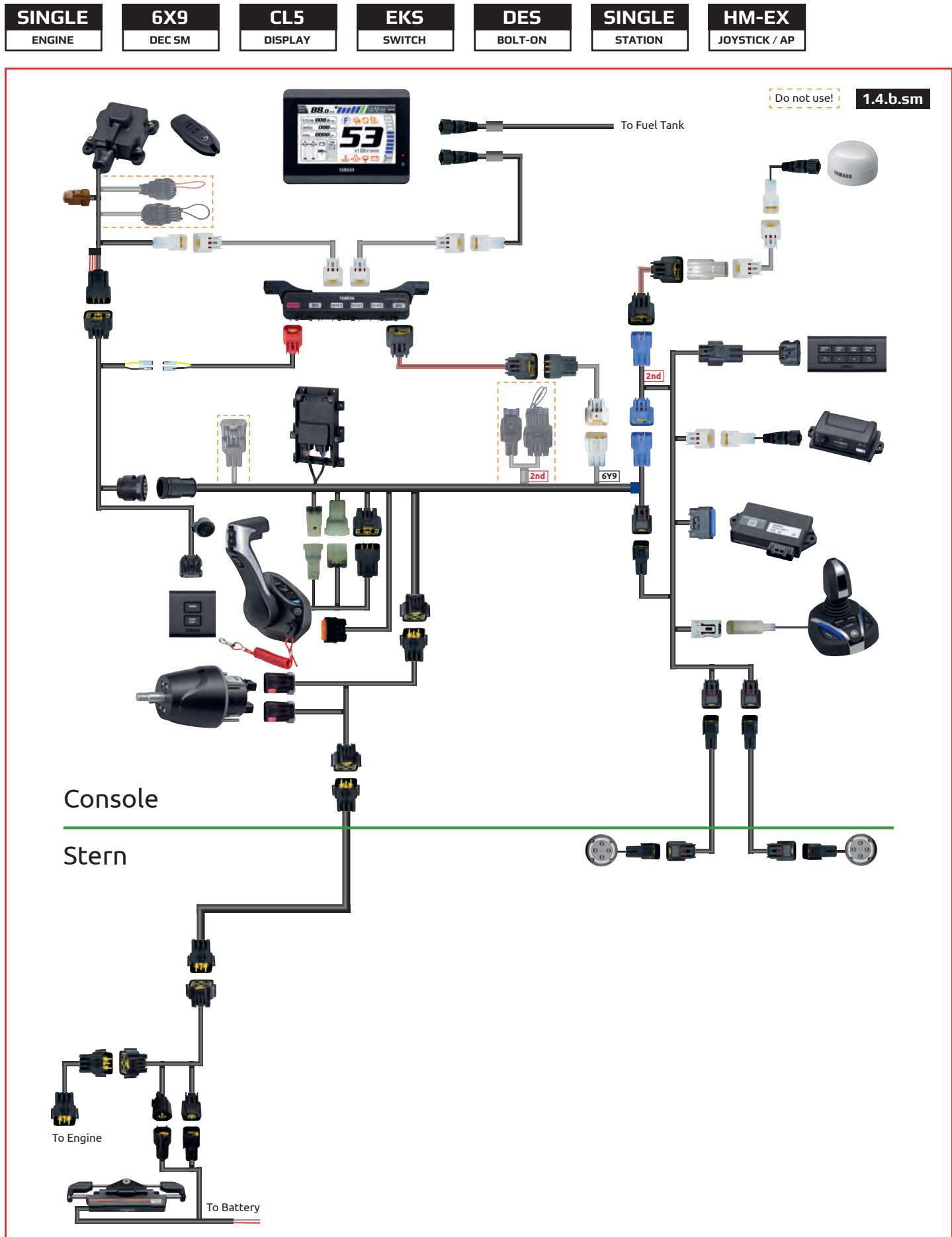
HARNESS OPTIONS

Main harness 16P	Length	Main bus wire	Length	Pigtail bus wire	Length
6X6-8258A-91-00	1.5m (5 ft)	6Y8-82553-01-00	0.3m (1 ft)	6Y8-82521-01-00	0.3m (1 ft)
6X6-8258A-51-00	3.7m (12 ft)	6Y8-82553-50-00	3m (10 ft)	6Y8-82521-11-00	0.6m (2 ft)
6X6-8258A-61-00	5.2m (17 ft)	6Y8-82553-11-00	4.6m (15 ft)	6Y8-82521-21-00*	0.9m (3 ft)
6X6-8258A-01-00	6m (19 ft)	6Y8-82553-21-00	6.1m (20 ft)	6Y8-82521-31-00	1.8m (6 ft)
6X6-8258A-11-00	7m (23 ft)	6Y8-82553-31-00	7.6m (25 ft)	6Y8-82521-41-00	2.7m (9 ft)
6X6-8258A-21-00	8m (26 ft)	6Y8-82553-41-00	9.1m (30 ft)	6Y8-82521-51-00	3.6m (12 ft)
6X6-8258A-31-00	10m (32 ft)			* Max length GPS antenna connection	
6X6-8258A-41-00	12m (39 ft)	Helm Harness	Length	Extension for Prop lights	Length
6X6-8258A-71-00	15m (49 ft)	6GR-8258A-01-00	0.9m (3 ft)	6X9-82586-20-00	6m (19 ft)
6X6-8258A-81-00	24m (79 ft)	6GR-8258A-41-00	1.8m (6 ft)	6X9-82586-30-00	9.1m (30 ft)
BCU Extention Harness	Length			6X9-82586-40-00	12.2m (40 ft)
6X9-82521-00-00	4.6m (15 ft)				
6X9-82521-10-00	9.1m (30 ft)				

Rigging Diagrams

DBW REMOTE CONTROL (MAIN STATION)

SINGLE FLUSH SIDE-MOUNT LEVEL 3-4 BOLT-ON



SINGLE FLUSH SIDE-MOUNT LEVEL 3-4 BOLT-ON PARTS

	Description	Qty	Note
LEVEL 1	6X9-48206-02-00	6X9 DEC Side mount - single	1
	6YM-762G0-05-00	CL5 Color Touch Gauge Kit - DEC*	1
	6X9-762B0-C3-00	EKS Kit - Single	1
	6X6-8258A-21-00	Main harness 16P 8m / 26 ft	1 Other lengths available
	6X9-762S0-01-00	Bolt-on DES KIT	1
LEVEL 2	6X9-438A0-00-00	Steering actuator harness 2.4m / 8 ft	1 Other lengths available
	6X6-8258A-51-00	Main harness 16P 3.7m / 12 ft	1 Other length available
	6X9-615A0-00-00	Compact Helm unit	1 Tilt type available (Kit: 6GR-762H0-01-00)
	6GR-8258A-01-00	Helm harness Main St Single 0.9m / 3 ft	1 Other lengths available
	**	Joystick/AP Kit - Single	1
LEVEL 3-4	6Y8-82553-50-00	Main bus wire 3m / 10 ft	1 Other lengths available
	6Y8-82521-01-00	Pigtail bus wire 0.3m / 1 ft	1 Other lengths available

Level 4 requires an compatible multi-function display for map functions
 * For other display options, check the display section in this guide | ** Order at the local distributor sales department

KIT CONTENTS

Part Number	Description	Qty	Note
6YM-762G0-05-00	CL5 Color Touch Gauge Kit - DEC	1	
6YM-83710-14-00	CL5 Display	1	
6YM-83553-00-00	Conversion Harness	1	0.9 m (3 ft)
6YD-8356N-00-00	Fuel Tank Wire	1	
6Y8-81920-01-00	Multihub	1	
6Y9-83553-00-00	Conversion harness	1	
6Y8-82553-01-00	Main bus wire	1	0.3m (1 ft), other lengths available
6Y8-82521-31-00	Pigtail bus wire	1	1.8m (6 ft), other lengths available
6Y8-83553-02-00	System power supply	1	
6Y8-82582-11-00	Terminal Cap White	2	

Part Number	Description	Qty	Note	Part Number	Description	Qty	Note
6X9-762B0-C3-00	EKS Kit - Single Side Mount	1		**	Joystick/AP Kit - Single	1	
6X9-82570-01-00	Power Switch	1		6X9-8253V-01-00	Autopilot panel	1	
6X9-82716-21-00	EKS harness	1		6X9-88107-01-00	GPS antenna	1	
6X9-86254-00-00	Immobilizer + key fob (2pcs)	1	433 Mhz	6X9-8A410-01-00	Heading sensor	1	
6Y8-82521-11-00	Pigtail bus wire	1	0.6m (2 ft)	6X9-8591T-13-00	Boat Control Unit	1	
6Y8-48277-00-00	Sticker	1		6Y8-81920-11-00	Single hub	1	
				6X9-82386-01-00	BCU Harness	1	Ext. available
6X9-762S0-01-00	Bolt-on DES KIT	1		6YM-83553-00-00	Conversion harness	2	0.9m (3 ft)
6X9-42401-00-00	Actuator	1		6X9-482A0-01-00	Joystick Assy	1	level 4 only
6X9-8258A-90-00	Split Harness	1		6ES-83720-02-00	Prop lights	2	level 4 only

** Order at the local distributor sales department

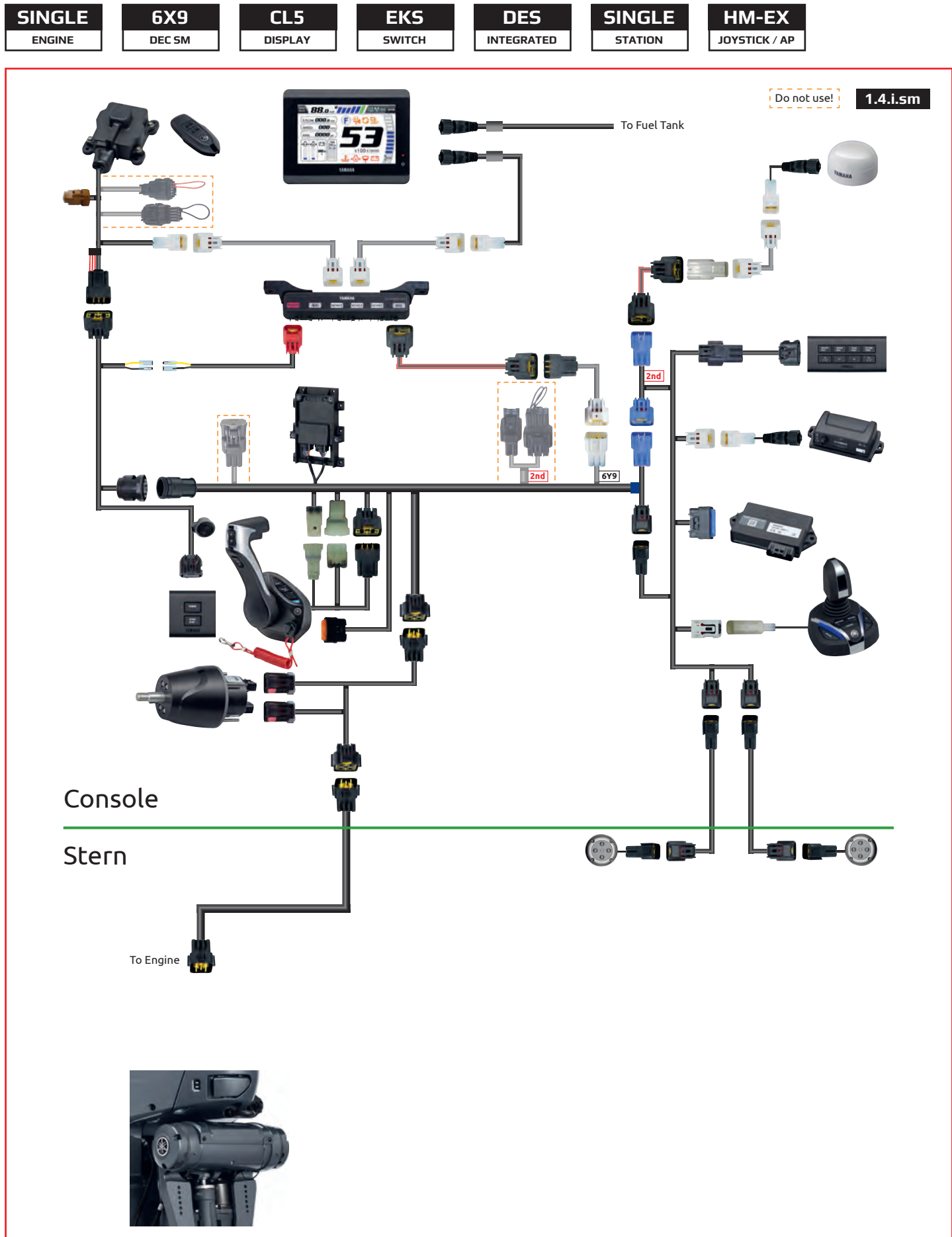
HARNESS OPTIONS

Main harness 16P	Length	Main bus wire	Length	Pigtail bus wire	Length
6X6-8258A-91-00	1.5m (5 ft)	6Y8-82553-01-00	0.3m (1 ft)	6Y8-82521-01-00	0.3m (1 ft)
6X6-8258A-51-00	3.7m (12 ft)	6Y8-82553-50-00	3m (10 ft)	6Y8-82521-11-00	0.6m (2 ft)
6X6-8258A-61-00	5.2m (17 ft)	6Y8-82553-11-00	4.6m (15 ft)	6Y8-82521-21-00*	0.9m (3 ft)
6X6-8258A-01-00	6m (19 ft)	6Y8-82553-21-00	6.1m (20 ft)	6Y8-82521-31-00	1.8m (6 ft)
6X6-8258A-11-00	7m (23 ft)	6Y8-82553-31-00	7.6m (25 ft)	6Y8-82521-41-00	2.7m (9 ft)
6X6-8258A-21-00	8m (26 ft)	6Y8-82553-41-00	9.1m (30 ft)	6Y8-82521-51-00	3.6m (12 ft)
6X6-8258A-31-00	10m (32 ft)			* Max length GPS antenna connection	
6X6-8258A-41-00	12m (39 ft)	Steering Actuator Harness	Length	Helm Harness	Length
6X6-8258A-71-00	15m (49 ft)	6X9-438A0-00-00	2.4m (8 ft)	6GR-8258A-01-00	0.9m (3 ft)
6X6-8258A-81-00	24m (79 ft)	6X9-438A0-10-00	4.5m (15 ft)	6GR-8258A-41-00	1.8m (6 ft)
Extension for Prop lights	Length	6X9-438A0-20-00	2.4m (8 ft) U-Shape	BCU Extention Harness	Length
6X9-82586-20-00	6m (19 ft)	6X9-438A0-40-00	2.4m (8 ft) Straight with no bulkhead	6X9-82521-00-00	4.6m (15 ft)
6X9-82586-30-00	9.1m (30 ft)			6X9-82521-10-00	9.1m (30 ft)
6X9-82586-40-00	12.2m (40 ft)				

Rigging Diagrams

DBW REMOTE CONTROL (MAIN STATION)

SINGLE FLUSH SIDE-MOUNT LEVEL 3-4 INTEGRATED



SINGLE FLUSH SIDE-MOUNT LEVEL 3-4 INTEGRATED PARTS

	Description	Qty	Note
LEVEL 1	6X9-48206-02-00	6X9 DEC Side mount - single	1
	6YM-762G0-05-00	CL5 Color Touch Gauge Kit - DEC*	1
	6X9-762B0-C3-00	EKS Kit - Single	1
LEVEL 2	6X6-8258A-21-00	Main harness 16P 8m / 26 ft	1 Other length available
	6X9-615A0-00-00	Compact Helm unit	1 Tilt type available (Kit: 6GR-762H0-01-00)
	6GR-8258A-01-00	Helm harness Main St Single 0.9m / 3 ft	1 Other length available
LEVEL 3-4	**	Joystick/AP Kit - Single	1
	6Y8-82553-50-00	Main bus wire 3m / 10 ft	1 Other length available
	6Y8-82521-01-00	Pigtail bus wire 0.3m / 1 ft	1 Other length available

Level 4 requires an compatible multi-function display for map functions
 * For other display options, check the display section in this guide | ** Order at the local distributor sales department

KIT CONTENTS

Part Number	Description	Qty	Note
6YM-762G0-05-00	CL5 Color Touch Gauge Kit - DEC	1	
6YM-83710-14-00	CL5 Display	1	
6YM-83553-00-00	Conversion Harness	1	0.9 m (3 ft)
6YD-8356N-00-00	Fuel Tank Wire	1	
6Y8-81920-01-00	Multihub	1	
6Y9-83553-00-00	Conversion harness	1	
6Y8-82553-01-00	Main bus wire	1	0.3m (1 ft), other lengths available
6Y8-82521-31-00	Pigtail bus wire	1	1.8m (6 ft), other lengths available
6Y8-83553-02-00	System power supply	1	
6Y8-82582-11-00	Terminal Cap White	2	

Part Number	Description	Qty	Note	Part Number	Description	Qty	Note
6X9-762B0-C3-00	EKS Kit - Single Side Mount	1		**	Joystick/AP Kit - Single	1	
6X9-82570-01-00	Power Switch	1		6X9-8253V-01-00	Autopilot panel	1	
6X9-82716-21-00	EKS harness	1		6X9-88107-01-00	GPS antenna	1	
6X9-86254-00-00	Immobilizer + key fob (2pcs)	1	433 Mhz	6X9-8A410-01-00	Heading sensor	1	
6Y8-82521-11-00	Pigtail bus wire	1	0.6m (2 ft)	6X9-8591T-13-00	Boat Control Unit	1	
6Y8-48277-00-00	Sticker	1		6Y8-81920-11-00	Single hub	1	
				6X9-82386-01-00	BCU Harness	1	Ext. available
				6YM-83553-00-00	Conversion harness	2	0.9m (3 ft)
				6X9-482A0-01-00	Joystick Assy	1	level 4 only
				6ES-83720-02-00	Prop lights	2	level 4 only

** Order at the local distributor sales department

HARNESS OPTIONS

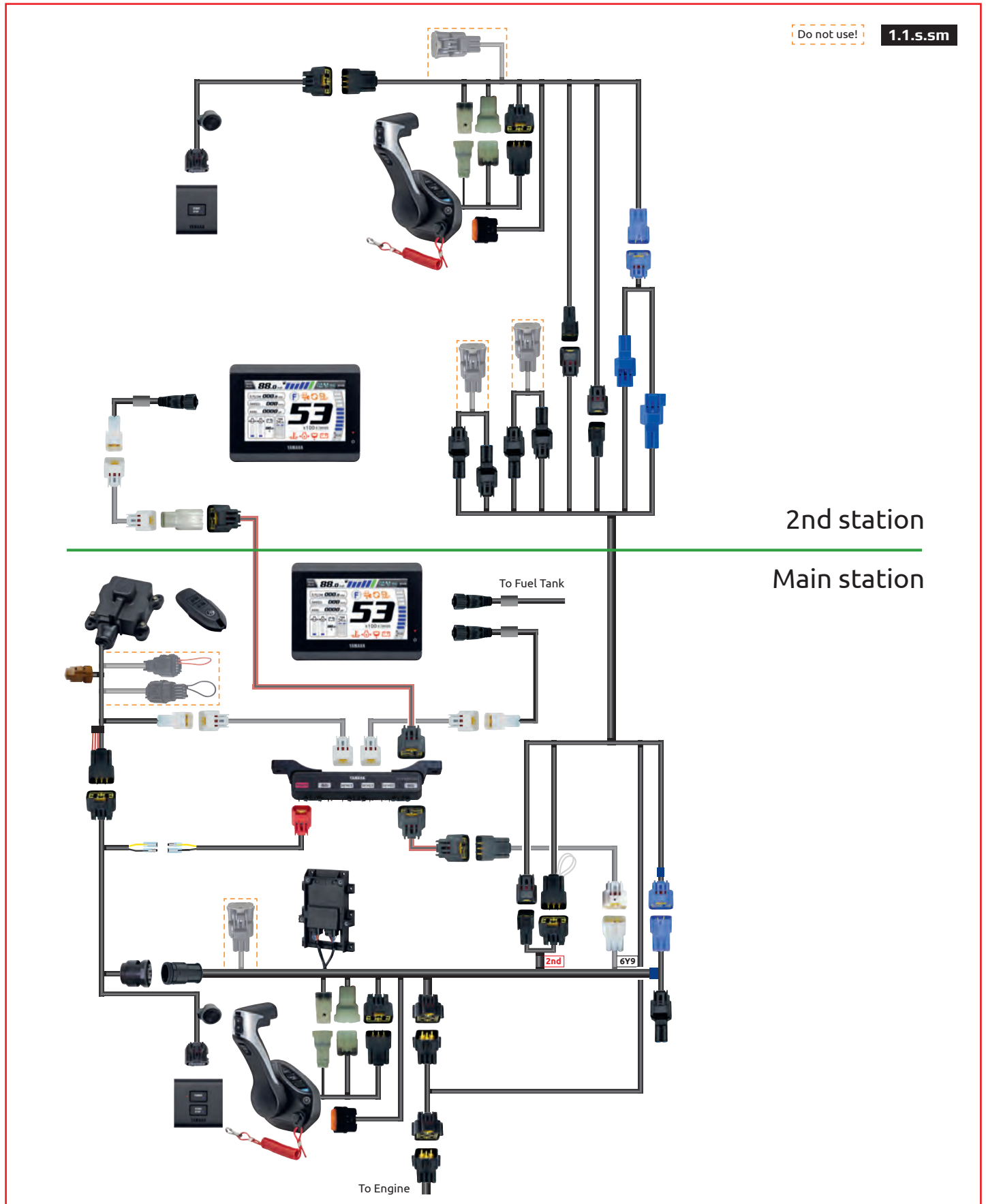
Main harness 16P	Length	Main bus wire	Length	Pigtail bus wire	Length
6X6-8258A-91-00	1.5m (5 ft)	6Y8-82553-01-00	0.3m (1 ft)	6Y8-82521-01-00	0.3m (1 ft)
6X6-8258A-51-00	3.7m (12 ft)	6Y8-82553-50-00	3m (10 ft)	6Y8-82521-11-00	0.6m (2 ft)
6X6-8258A-61-00	5.2m (17 ft)	6Y8-82553-11-00	4.6m (15 ft)	6Y8-82521-21-00*	0.9m (3 ft)
6X6-8258A-01-00	6m (19 ft)	6Y8-82553-21-00	6.1m (20 ft)	6Y8-82521-31-00	1.8m (6 ft)
6X6-8258A-11-00	7m (23 ft)	6Y8-82553-31-00	7.6m (25 ft)	6Y8-82521-41-00	2.7m (9 ft)
6X6-8258A-21-00	8m (26 ft)	6Y8-82553-41-00	9.1m (30 ft)	6Y8-82521-51-00	3.6m (12 ft)
6X6-8258A-31-00	10m (32 ft)			* Max length GPS antenna connection	
6X6-8258A-41-00	12m (39 ft)	Helm Harness	Length	Extension for Prop lights	Length
6X6-8258A-71-00	15m (49 ft)	6GR-8258A-01-00	0.9m (3 ft)	6X9-82586-20-00	6m (19 ft)
6X6-8258A-81-00	24m (79 ft)	6GR-8258A-41-00	1.8m (6 ft)	6X9-82586-30-00	9.1m (30 ft)
BCU Extention Harness	Length			6X9-82586-40-00	12.2m (40 ft)
6X9-82521-00-00	4.6m (15 ft)				
6X9-82521-10-00	9.1m (30 ft)				

Rigging Diagrams

DBW REMOTE CONTROL (2ND STATION)

SINGLE 2ND STATION FLUSH SIDE-MOUNT LEVEL 1

SINGLE ENGINE	6X9 DEC SM	CL5 DISPLAY	EKS SWITCH	DES STEERING	DUAL STATION
-------------------------	----------------------	-----------------------	----------------------	------------------------	------------------------



SINGLE 2ND STATION FLUSH SIDE-MOUNT LEVEL 1 PARTS

	Description	Qty	Note
	6X9-48206-11-00 6X9 DEC Side mount - single	1	2nd station
	6YM-83710-14-00 CL5 Color Touch Gauge*	1	Display only
	6YM-83553-00-00 Conversion Harness for CL5	1	
LEVEL 1	6Y8-81920-11-00 Single hub	1	
	6Y8-82521-11-00 Pigtail bus wire 0.6m / 2 ft	1	Other lengths available
	6Y8-82553-11-00 Main bus wire 4.6m / 15 ft	1	Other lengths available
	6X9-762B0-G1-00 EKS Kit - Single 2nd St	1	
	6X9-8258A-00-00 2nd station harness Port 5m / 16 ft	1	Other lengths available

* For other display options, check the display section in this guide

KIT CONTENTS

6X9-762B0-G1-00	EKS Kit - Single 2nd St	Qty	Note
6X9-82570-B1-00	Start/Stop Switch	1	
6X9-82716-60-00	EKS harness	1	

HARNESS OPTIONS

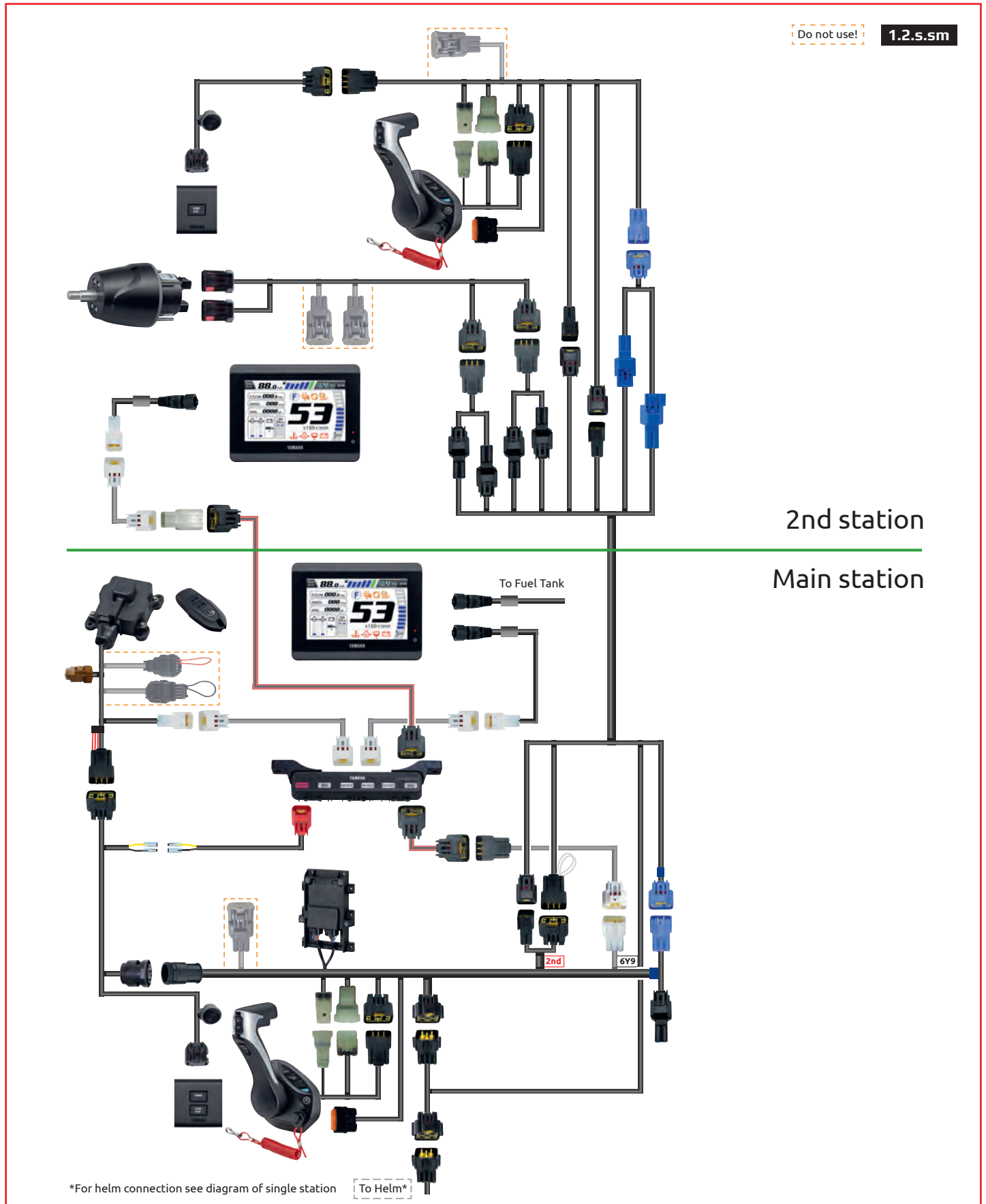
Main bus wire	Length	Pigtail bus wire	Length	2nd helm harness Port	Length
6Y8-82553-01-00	0.3m (1 ft)	6Y8-82521-01-00	0.3m (1 ft)	6X9-8258A-00-00	5m (16 ft)
6Y8-82553-50-00	3m (10 ft)	6Y8-82521-11-00	0.6m (2 ft)	6X9-8258A-10-00	8m (26 ft)
6Y8-82553-11-00	4.6m (15 ft)	6Y8-82521-21-00	0.9m (3 ft)	6X9-8258A-20-00	12m (38 ft)
6Y8-82553-21-00	6.1m (20 ft)	6Y8-82521-31-00	1.8m (6 ft)		
6Y8-82553-31-00	7.6m (25 ft)	6Y8-82521-41-00	2.7m (9 ft)		
6Y8-82553-41-00	9.1m (30 ft)	6Y8-82521-51-00	3.6m (12 ft)		

Rigging Diagrams

DBW REMOTE CONTROL (2ND STATION)

SINGLE 2ND STATION FLUSH SIDE-MOUNT LEVEL 2

SINGLE ENGINE	6X9 DEC 5M	CL5 DISPLAY	EKS SWITCH	DES STEERING	DUAL STATION
-------------------------	----------------------	-----------------------	----------------------	------------------------	------------------------



SINGLE 2ND STATION FLUSH SIDE-MOUNT LEVEL 2 PARTS

	Description	Qty	Note
	6X9-48206-11-00 6X9 DEC Side mount - single	1	2nd station
	6YM-83710-14-00 CL5 Color Touch Gauge*	1	Display only
	6YM-83553-00-00 Conversion Harness for CL5	1	
	6Y8-81920-11-00 Single hub	1	
LEVEL 1	6Y8-82521-11-00 Pigtail bus wire 0.6m / 2 ft	1	Other lengths available
	6Y8-82553-11-00 Main bus wire 4.6m / 15 ft	1	Other lengths available
	6X9-762B0-G1-00 EKS Kit - Single 2nd St	1	
	6X9-8258A-00-00 2nd station harness Port 5m / 16 ft	1	Other lengths available
	6GR-8258A-V0-00 Extension Harness**	1	Only For Integrated Steering
LEVEL 2	6X9-615A0-00-00 Compact Helm unit	1	Tilt type available (Kit: 6GR-762H0-01-00)
	6X9-8258A-A1-00 Helm harness 2nd St Single 0.9m / 3 ft	1	

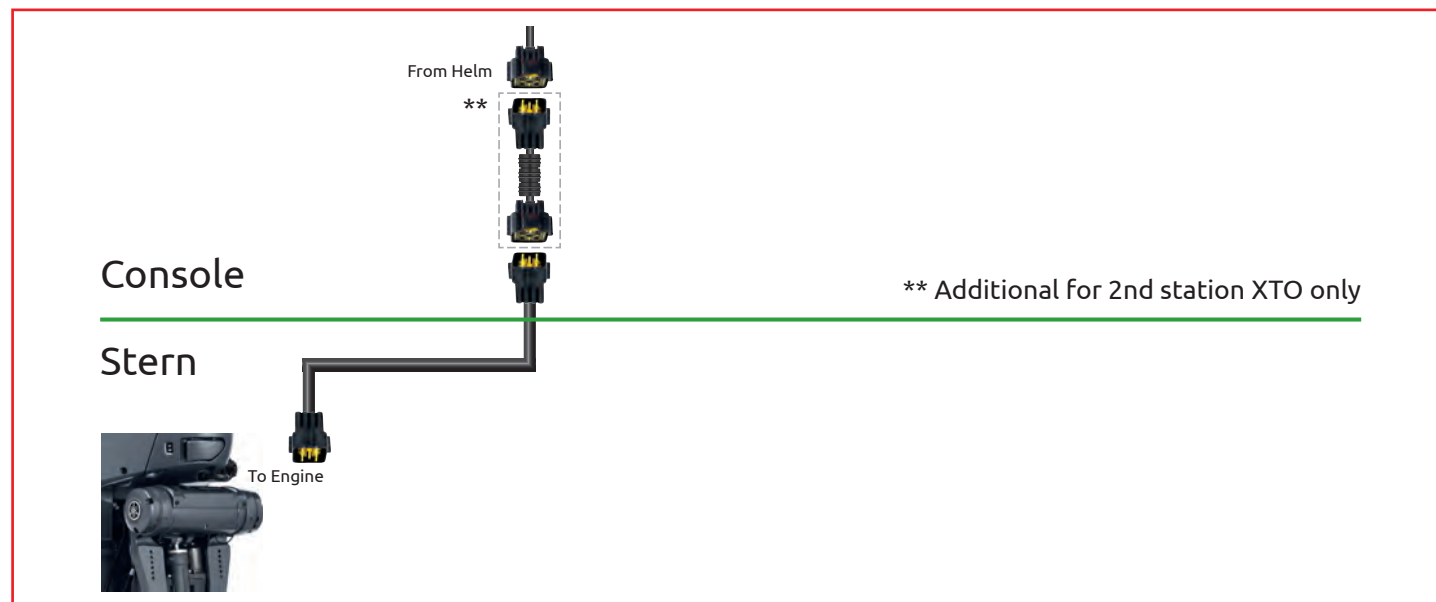
* For other display options, check the display section in this guide

KIT CONTENTS

		Qty	Note
6X9-762B0-G1-00	EKS Kit - Single 2nd St		
6X9-82570-B1-00	Start/Stop Switch	1	
6X9-82716-60-00	EKS harness	1	

HARNESS OPTIONS

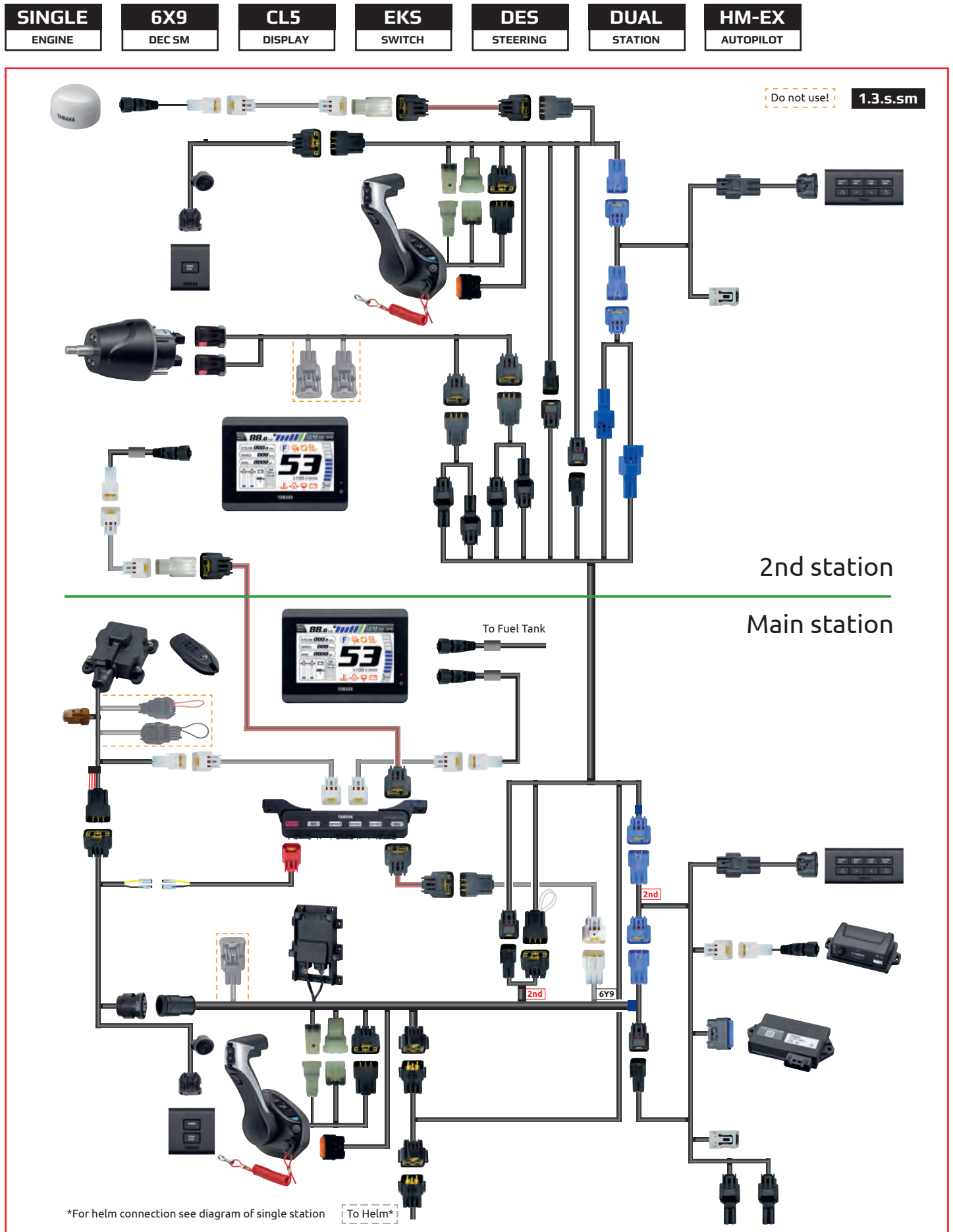
Main bus wire	Length	Pigtail bus wire	Length	2nd helm harness Port	Length
6Y8-82553-01-00	0.3m (1 ft)	6Y8-82521-01-00	0.3m (1 ft)	6X9-8258A-00-00	5m (16 ft)
6Y8-82553-50-00	3m (10 ft)	6Y8-82521-11-00	0.6m (2 ft)	6X9-8258A-10-00	8m (26 ft)
6Y8-82553-11-00	4.6m (15 ft)	6Y8-82521-21-00	0.9m (3 ft)	6X9-8258A-20-00	12m (38 ft)
6Y8-82553-21-00	6.1m (20 ft)	6Y8-82521-31-00	1.8m (6 ft)		
6Y8-82553-31-00	7.6m (25 ft)	6Y8-82521-41-00	2.7m (9 ft)		
6Y8-82553-41-00	9.1m (30 ft)	6Y8-82521-51-00	3.6m (12 ft)		



Rigging Diagrams

DBW REMOTE CONTROL (2ND STATION)

SINGLE 2ND STATION FLUSH SIDE-MOUNT LEVEL 3



SINGLE 2ND STATION FLUSH SIDE-MOUNT LEVEL 3 PARTS

	Description	Qty	Note
	6X9-48206-11-00 6X9 DEC Side mount - single	1	2nd station
	6YM-83710-14-00 CL5 Color Touch Gauge*	1	Display only
	6YM-83553-00-00 Conversion Harness for CL5	1	
	6Y8-81920-11-00 Single hub	1	
LEVEL 1	6Y8-82521-11-00 Pigtail bus wire 0.6m / 2 ft	1	Other lengths available
	6Y8-82553-11-00 Main bus wire 4.6m / 15 ft	1	Other lengths available
	6X9-762B0-G1-00 EKS Kit - Single 2nd St	1	
	6X9-8258A-00-00 2nd station harness Port 5m / 16 ft	1	Other lengths available
	6GR-8258A-V0-00 Extension Harness**	1	Only For Integrated Steering
LEVEL 2	6X9-615A0-00-00 Compact Helm unit	1	Tilt type available (Kit: 6GR-762H0-01-00)
	6X9-8258A-A1-00 Helm harness 2nd St Single 0.9m / 3 ft	1	
LEVEL 3	6X9-762P0-11-00 Auto Pilot Panel kit 2nd station	1	

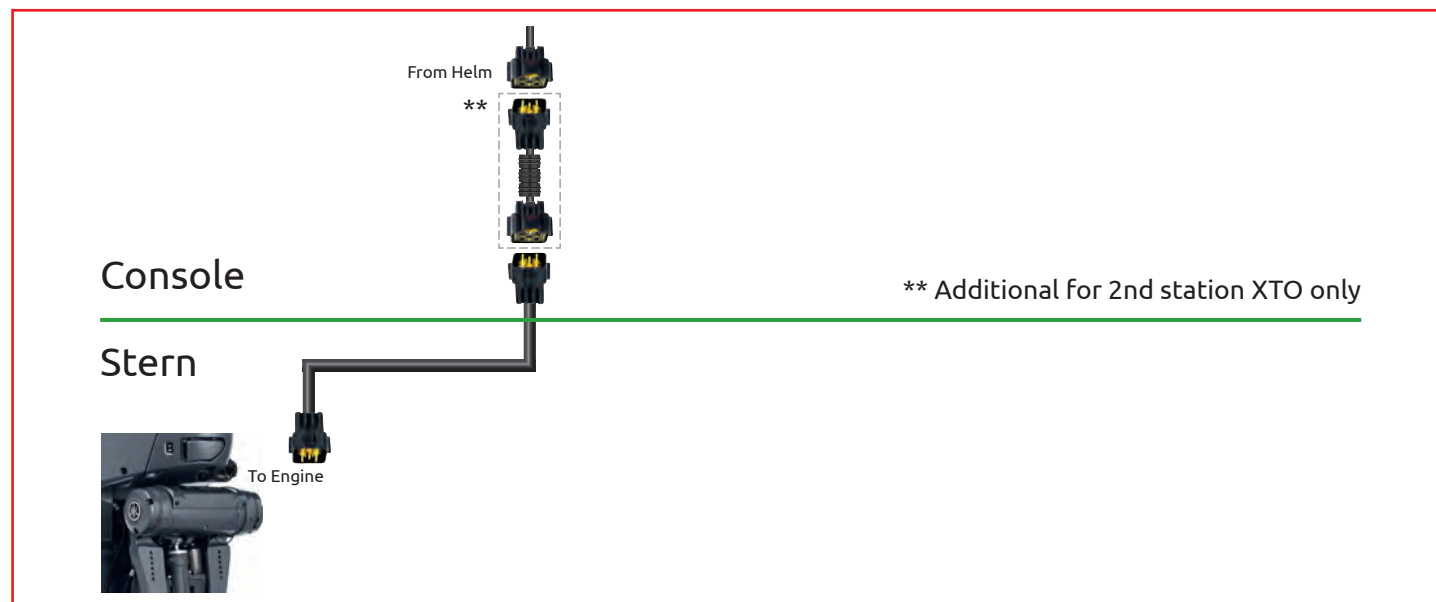
Level 3 requires an compatible multi-function display for map functions
 * For other display options, check the display section in this guide

KIT CONTENTS

6X9-762B0-G1-00	EKS Kit - Single 2nd St	Qty	Note
6X9-82570-B1-00	Start/Stop Switch	1	
6X9-82716-60-00	EKS harness	1	
6X9-82570-70-00	Lanyard switch	1	
6X9-762P0-11-00	Auto Pilot Panel kit 2nd station	Qty	Note
6X9-8253V-01-00	Autopilot panel	1	
6X9-82386-10-00	BCU Harness	1	Extention available

HARNESS OPTIONS

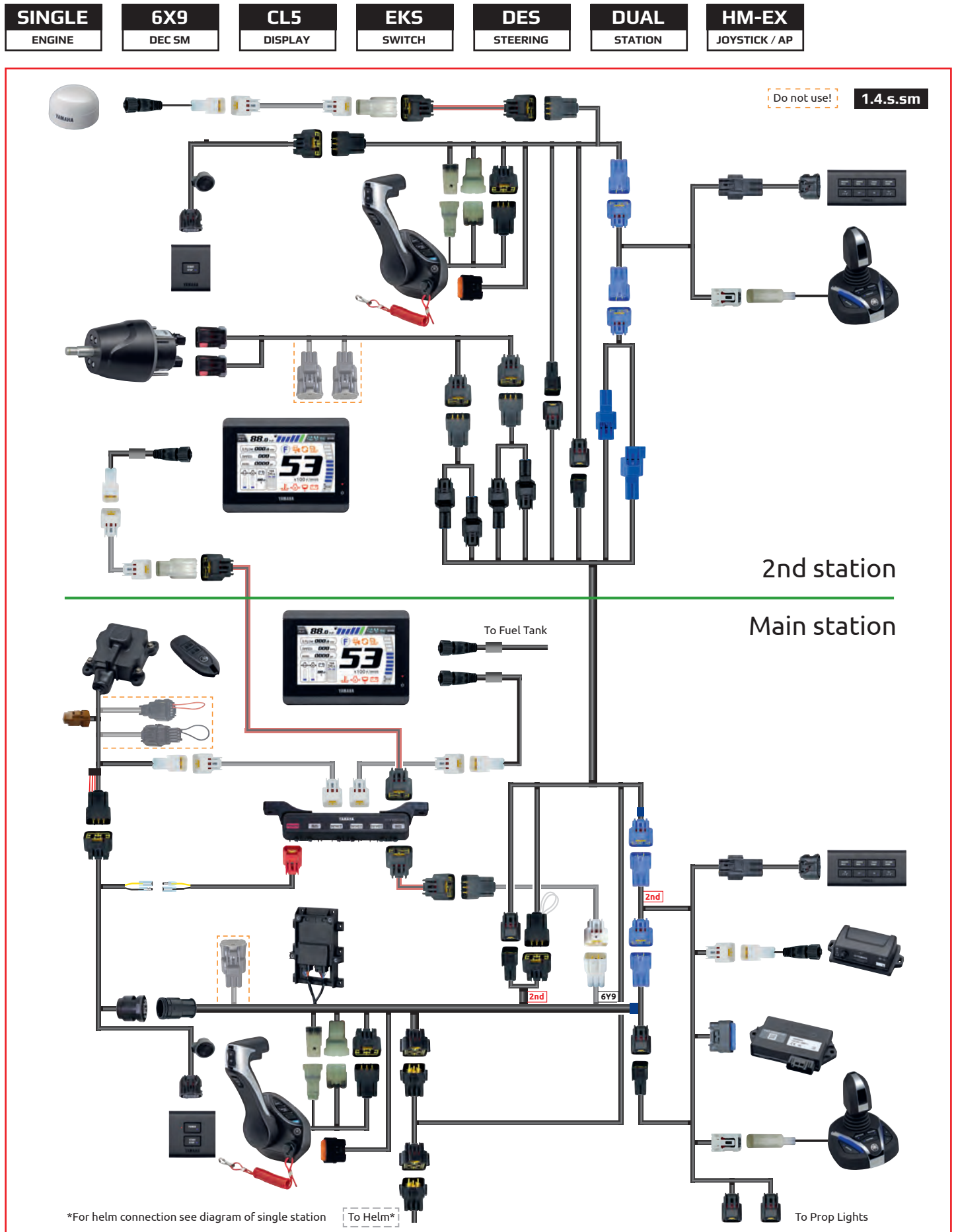
Main bus wire	Length	Pigtail bus wire	Length	2nd helm harness Port	Length
6Y8-82553-01-00	0.3m (1 ft)	6Y8-82521-01-00	0.3m (1 ft)	6X9-8258A-00-00	5m (16 ft)
6Y8-82553-50-00	3m (10 ft)	6Y8-82521-11-00	0.6m (2 ft)	6X9-8258A-10-00	8m (26 ft)
6Y8-82553-11-00	4.6m (15 ft)	6Y8-82521-21-00	0.9m (3 ft)	6X9-8258A-20-00	12m (38 ft)
6Y8-82553-21-00	6.1m (20 ft)	6Y8-82521-31-00	1.8m (6 ft)		
6Y8-82553-31-00	7.6m (25 ft)	6Y8-82521-41-00	2.7m (9 ft)		
6Y8-82553-41-00	9.1m (30 ft)	6Y8-82521-51-00	3.6m (12 ft)		
BCU Extention Harness	Length				
6X9-82521-00-00	4.6m (15 ft)				
6X9-82521-10-00	9.1m (30 ft)				



Rigging Diagrams

DBW REMOTE CONTROL (2ND STATION)

SINGLE 2ND STATION FLUSH SIDE-MOUNT LEVEL 3-4



SINGLE 2ND STATION FLUSH SIDE-MOUNT LEVEL 3-4 PARTS

	Description	Qty	Note
	6X9-48206-11-00 6X9 DEC Side mount - single	1	2nd station
	6YM-83710-14-00 CL5 Color Touch Gauge*	1	Display only
	6YM-83553-00-00 Conversion Harness for CL5	1	
	6Y8-81920-11-00 Single hub	1	
LEVEL 1	6Y8-82521-11-00 Pigtail bus wire 0.6m / 2 ft	1	Other lengths available
	6Y8-82553-11-00 Main bus wire 4.6m / 15 ft	1	Other lengths available
	6X9-762B0-G1-00 EKS Kit - Single 2nd St	1	
	6X9-8258A-00-00 2nd station harness Port 5m / 16 ft	1	Other lengths available
	6GR-8258A-V0-00 Extension Harness**	1	Only For Integrated Steering
LEVEL 2	6X9-615A0-00-00 Compact Helm unit	1	Tilt type available (Kit: 6GR-762H0-01-00)
	6X9-8258A-A1-00 Helm harness 2nd St Single 0.9m / 3 ft	1	
	6X9-762P0-11-00 Auto Pilot Panel kit 2nd station	1	
LEVEL 3-4	6X9-482A0-01-00 Joystick Assy for 2nd station	1	

Level 4 requires an compatible multi-function display for map functions
 * For other display options, check the display section in this guide

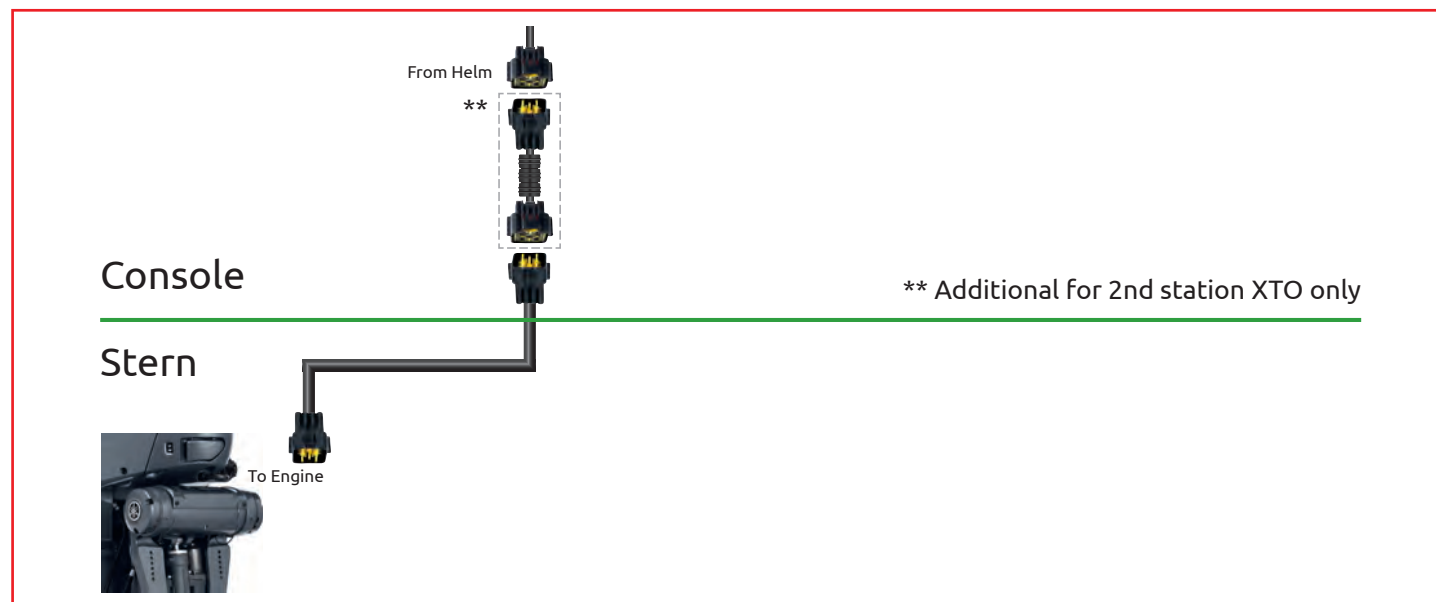
KIT CONTENTS

6X9-762B0-G1-00	EKS Kit - Single 2nd St	Qty	Note
6X9-82570-B1-00	Start/Stop Switch	1	
6X9-82716-60-00	EKS harness	1	
6X9-82570-70-00	Lanyard switch	1	
6X9-762P0-11-00	Auto Pilot Panel kit 2nd station	Qty	Note
6X9-8253V-01-00	Autopilot panel	1	
6X9-82386-10-00	BCU Harness	1	Extention available

HARNESS OPTIONS

Main bus wire	Length	Pigtail bus wire	Length	2nd helm harness Port	Length
6Y8-82553-01-00	0.3m (1 ft)	6Y8-82521-01-00	0.3m (1 ft)	6X9-8258A-00-00	5m (16 ft)
6Y8-82553-50-00	3m (10 ft)	6Y8-82521-11-00	0.6m (2 ft)	6X9-8258A-10-00	8m (26 ft)
6Y8-82553-11-00	4.6m (15 ft)	6Y8-82521-21-00	0.9m (3 ft)	6X9-8258A-20-00	12m (38 ft)
6Y8-82553-21-00	6.1m (20 ft)	6Y8-82521-31-00	1.8m (6 ft)		
6Y8-82553-31-00	7.6m (25 ft)	6Y8-82521-41-00	2.7m (9 ft)		
6Y8-82553-41-00	9.1m (30 ft)	6Y8-82521-51-00	3.6m (12 ft)		

BCU Extention Harness	Length
6X9-82521-00-00	4.6m (15 ft)
6X9-82521-10-00	9.1m (30 ft)

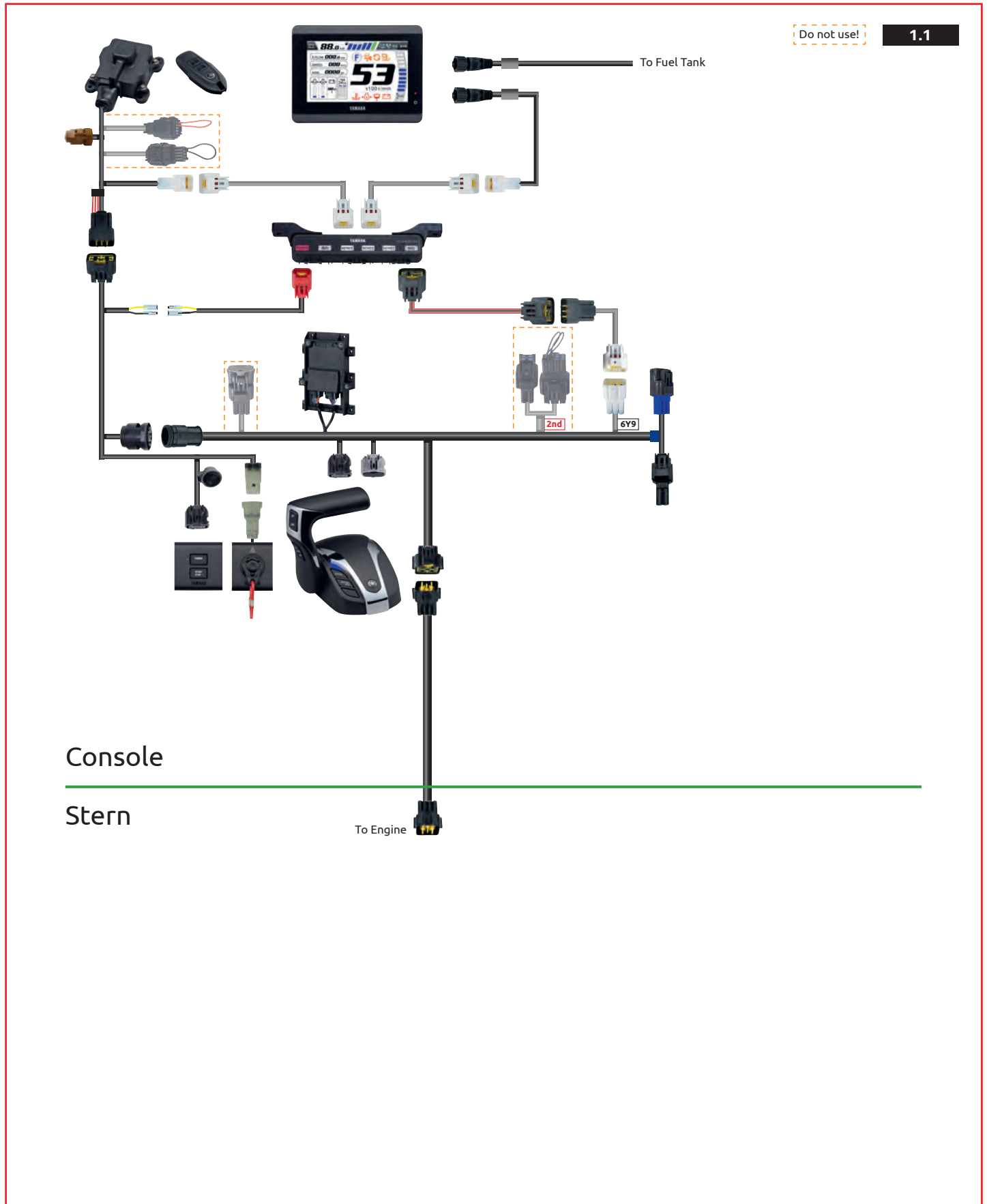


Rigging Diagrams

DBW REMOTE CONTROL (MAIN STATION)

SINGLE LEVEL 1

SINGLE ENGINE	6X9 DEC TM	CL5 DISPLAY	EKS SWITCH	DES STEERING	SINGLE STATION
-------------------------	----------------------	-----------------------	----------------------	------------------------	--------------------------



Console

Stern

To Engine

To Fuel Tank

Do not use!

1.1

SINGLE LEVEL 1 PARTS

	Part Number	Description	Qty	Note
LEVEL 1	6X9-48205-00-00	6X9 DEC Top mount - single	1	
	6YM-762G0-05-00	CL5 Color Touch Gauge Kit - DEC*	1	
	6X9-762B0-01-00	EKS Kit - Single	1	
	6X6-8258A-21-00	Main harness 16P 8m / 26 ft	1	Other lengths available

* For other display options, check the display section in this guide

KIT CONTENTS

Part Number	Description	Qty	Note
6YM-762G0-05-00	CL5 Color Touch Gauge Kit - DEC	1	
6YM-83710-14-00	CL5 Display	1	
6YM-83553-00-00	Conversion Harness	1	0.9m (3 ft)
6YD-8356N-00-00	Fuel Tank Wire	1	
6Y8-81920-01-00	Multihub	1	
6Y9-83553-00-00	Conversion harness	1	
6Y8-82553-01-00	Main bus wire	1	0.3m (1 ft), other lengths available
6Y8-82521-31-00	Pigtail bus wire	1	1.8m (6 ft), other lengths available
6Y8-83553-02-00	System power supply	1	
6Y8-82582-11-00	Terminal Cap White	2	

Part Number	Description	Qty	Note
6X9-762B0-01-00	EKS Kit - Single	1	
6X9-82570-01-00	Power Switch	1	
6X9-82716-21-00	EKS harness	1	
6X9-82570-70-00	Lanyard switch	1	
6X9-86254-00-00	Immobilizer + key fob (2pcs)	1	433 Mhz
6Y8-82521-11-00	Pigtail bus wire	1	0.6m (2 ft)
6Y8-48277-00-00	Sticker	1	

HARNESS OPTIONS

Main harness 16P	Length	Main bus wire	Length	Pigtail bus wire	Length
6X6-8258A-91-00	1.5m (5 ft)	6Y8-82553-01-00	0.3m (1 ft)	6Y8-82521-01-00	0.3m (1 ft)
6X6-8258A-51-00	3.7m (12 ft)	6Y8-82553-50-00	3m (10 ft)	6Y8-82521-11-00	0.6m (2 ft)
6X6-8258A-61-00	5.2m (17 ft)	6Y8-82553-11-00	4.6m (15 ft)	6Y8-82521-21-00	0.9m (3 ft)
6X6-8258A-01-00	6m (19 ft)	6Y8-82553-21-00	6.1m (20 ft)	6Y8-82521-31-00	1.8m (6 ft)
6X6-8258A-11-00	7m (23 ft)	6Y8-82553-31-00	7.6m (25 ft)	6Y8-82521-41-00	2.7m (9 ft)
6X6-8258A-21-00	8m (26 ft)	6Y8-82553-41-00	9.1m (30 ft)	6Y8-82521-51-00	3.6m (12 ft)
6X6-8258A-31-00	10m (32 ft)				
6X6-8258A-41-00	12m (39 ft)				
6X6-8258A-71-00	15m (49 ft)				
6X6-8258A-81-00	24m (79 ft)				

SINGLE LEVEL 1 STANDARD PARTS

	Description	Qty	Note
	6X9-48205-00-00	6X9 DEC Top mount - single	1
	6YM-762G0-05-00	CL5 Color Touch Gauge Kit - DEC*	1
LEVEL 1	6X6-82570-33-00	Main Switch	1
	6X9-762D0-00-00	Immobilizer Kit	1
	6X6-8258A-21-00	Main harness 16P 8m / 26 ft	1 Other lengths available

* For other display options, check the display section in this guide

KIT CONTENTS

		Qty	Note
6YM-762G0-05-00	CL5 Color Touch Gauge Kit - DEC	1	
6YM-83710-14-00	CL5 Display	1	
6YM-83553-00-00	Conversion Harness	1	0.9m (3 ft)
6YD-8356N-00-00	Fuel Tank Wire	1	
6Y8-81920-01-00	Multihub	1	
6Y9-83553-00-00	Conversion harness	1	
6Y8-82553-01-00	Main bus wire	1	0.3m (1 ft), other lengths available
6Y8-82521-31-00	Pigtail bus wire	1	1.8m (6 ft), other lengths available
6Y8-83553-02-00	System power supply	1	
6Y8-82582-11-00	Terminal Cap White	2	
6X9-762D0-00-00	Immobilizer Kit	Qty	Note
6X9-86254-00-00	Immobilizer + key fob (2pcs)	1	433Mhz
6Y8-82521-11-00	Pigtail bus wire	1	0.6m (2 ft)
6Y8-48277-00-00	Sticker	1	

HARNESS OPTIONS

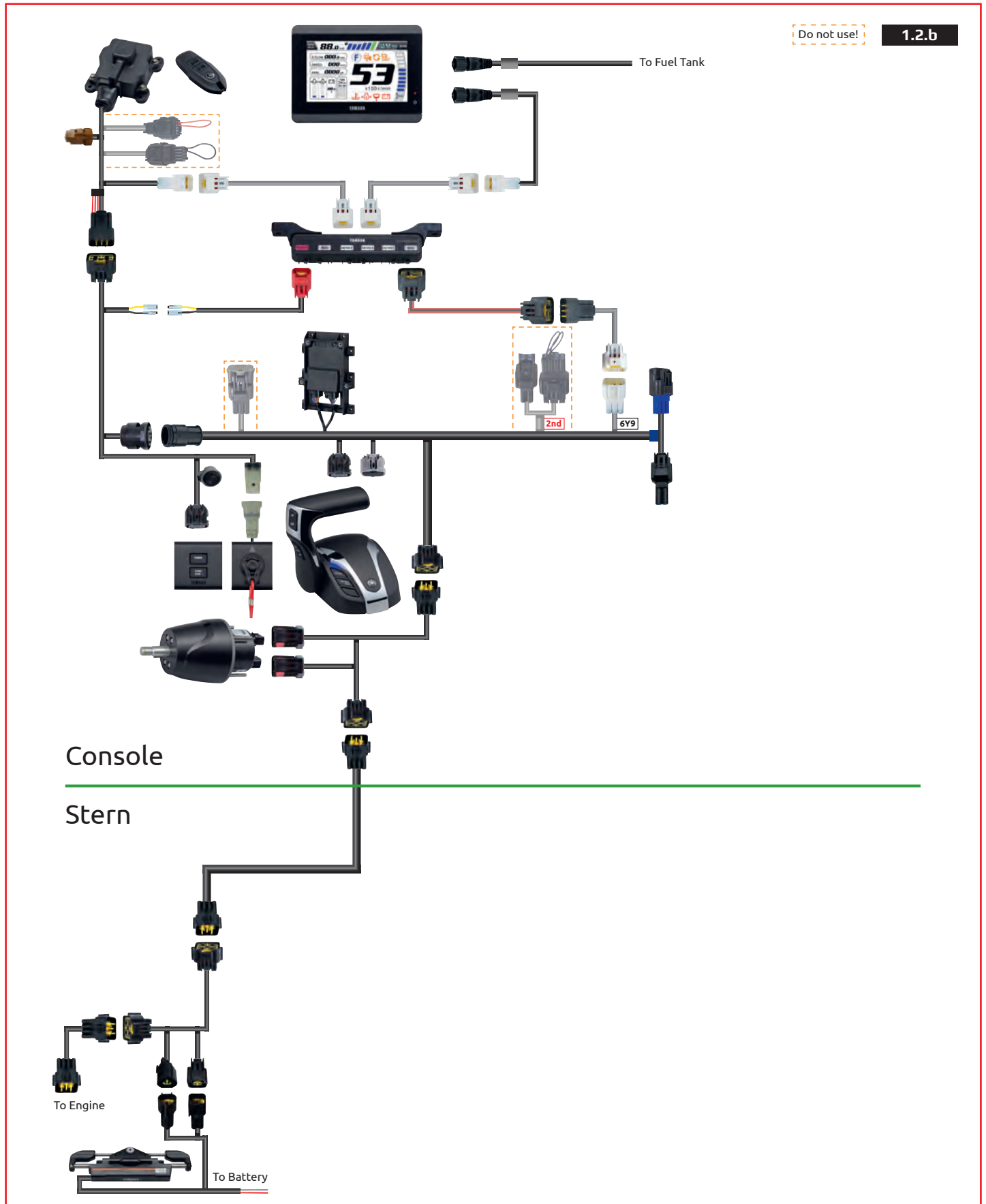
Main harness 16P	Length	Mainbus	Length	Pigtail	Length
6X6-8258A-91-00	1.5m (5 ft)	6Y8-82553-01-00	0.3m (1 ft)	6Y8-82521-01-00	0.3m (1 ft)
6X6-8258A-51-00	3.7m (12 ft)	6Y8-82553-50-00	3m (10 ft)	6Y8-82521-11-00	0.6m (2 ft)
6X6-8258A-61-00	5.2m (17 ft)	6Y8-82553-11-00	4.6m (15 ft)	6Y8-82521-21-00	0.9m (3 ft)
6X6-8258A-01-00	6m (19 ft)	6Y8-82553-21-00	6.1m (20 ft)	6Y8-82521-31-00	1.8m (6 ft)
6X6-8258A-11-00	7m (23 ft)	6Y8-82553-31-00	7.6m (25 ft)	6Y8-82521-41-00	2.7m (9 ft)
6X6-8258A-21-00	8m (26 ft)	6Y8-82553-41-00	9.1m (30 ft)	6Y8-82521-51-00	3.6m (12 ft)
6X6-8258A-31-00	10m (32 ft)				
6X6-8258A-41-00	12m (39 ft)				
6X6-8258A-71-00	15m (49 ft)				
6X6-8258A-81-00	24m (79 ft)				

Rigging Diagrams

DBW REMOTE CONTROL (MAIN STATION)

SINGLE LEVEL 2 BOLT-ON

SINGLE ENGINE	6X9 DEC TM	CL5 DISPLAY	EKS SWITCH	DES BOLT-ON	SINGLE STATION
-------------------------	----------------------	-----------------------	----------------------	-----------------------	--------------------------



SINGLE LEVEL 2 BOLT-ON PARTS

	Description	Qty	Note
LEVEL 1	6X9-48205-00-00	6X9 DEC Top mount - single	1
	6YM-762G0-05-00	CL5 Color Touch Gauge Kit - DEC*	1
	6X9-762B0-01-00	EKS Kit - Single	1
	6X6-8258A-21-00	Main harness 16P 8m / 26 ft	1 Other lengths available
	6X9-762S0-01-00	Bolt-on DES KIT	1
LEVEL 2	6X9-438A0-00-00	Steering actuator harness 2.4m / 8 ft	1 Other lengths available
	6X6-8258A-51-00	Main harness 16P 3.7m / 12 ft	1 Other lengths available
	6X9-615A0-00-00	Compact Helm unit	1 Tilt type available (Kit: 6GR-762H0-01-00)
	6GR-8258A-01-00	Helm harness Main St Single 0.9m / 3 ft	1 Other lengths available

* For other display options, check the display section in this guide

KIT CONTENTS

Part Number	Description	Qty	Note
6YM-762G0-05-00	CL5 Color Touch Gauge Kit - DEC	1	
6YM-83710-14-00	CL5 Display	1	
6YM-83553-00-00	Conversion Harness	1	0.9 m (3 ft)
6YD-8356N-00-00	Fuel Tank Wire	1	
6Y8-81920-01-00	Multihub	1	
6Y9-83553-00-00	Conversion harness	1	
6Y8-82553-01-00	Main bus wire	1	0.3m (1 ft), other lengths available
6Y8-82521-31-00	Pigtail bus wire	1	1.8m (6 ft), other lengths available
6Y8-83553-02-00	System power supply	1	
6Y8-82582-11-00	Terminal Cap White	2	

Part Number	Description	Qty	Note
6X9-762B0-01-00	EKS Kit - Single	1	
6X9-82570-01-00	Power Switch	1	
6X9-82716-21-00	EKS harness	1	
6X9-82570-70-00	Lanyard switch	1	
6X9-86254-00-00	Immobilizer + key fob (2pcs)	1	433 Mhz
6Y8-82521-11-00	Pigtail bus wire	1	0.6m (2 ft)
6Y8-48277-00-00	Sticker	1	

Part Number	Description	Qty	Note
6X9-762S0-01-00	Bolt-on DES KIT	1	
6X9-42401-00-00	Actuator	1	
6X9-8258A-90-00	Split Harness	1	

HARNESS OPTIONS

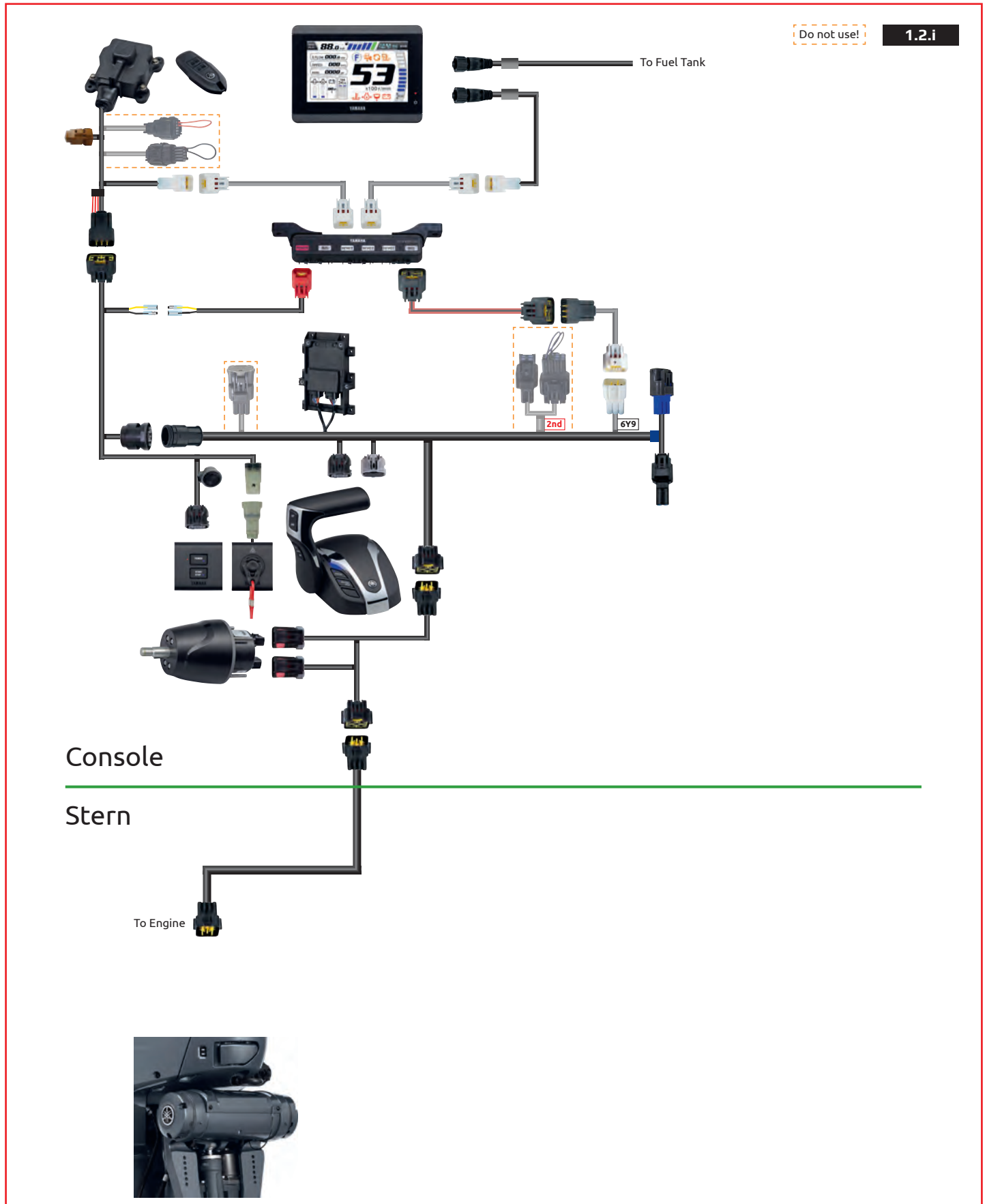
Main harness 16P	Length	Main bus wire	Length	Pigtail bus wire	Length
6X6-8258A-91-00	1.5m (5 ft)	6Y8-82553-01-00	0.3m (1 ft)	6Y8-82521-01-00	0.3m (1 ft)
6X6-8258A-51-00	3.7m (12 ft)	6Y8-82553-50-00	3m (10 ft)	6Y8-82521-11-00	0.6m (2 ft)
6X6-8258A-61-00	5.2m (17 ft)	6Y8-82553-11-00	4.6m (15 ft)	6Y8-82521-21-00	0.9m (3 ft)
6X6-8258A-01-00	6m (19 ft)	6Y8-82553-21-00	6.1m (20 ft)	6Y8-82521-31-00	1.8m (6 ft)
6X6-8258A-11-00	7m (23 ft)	6Y8-82553-31-00	7.6m (25 ft)	6Y8-82521-41-00	2.7m (9 ft)
6X6-8258A-21-00	8m (26 ft)	6Y8-82553-41-00	9.1m (30 ft)	6Y8-82521-51-00	3.6m (12 ft)
6X6-8258A-31-00	10m (32 ft)				
6X6-8258A-41-00	12m (39 ft)	Steering Actuator Harness	Length	Helm Harness	Length
6X6-8258A-71-00	15m (49 ft)	6X9-438A0-00-00	2.4m (8 ft)	6GR-8258A-01-00	0.9m (3 ft)
6X6-8258A-81-00	24m (79 ft)	6X9-438A0-10-00	4.5m (15 ft)	6GR-8258A-41-00	1.8m (6 ft)
		6X9-438A0-20-00	2.4m (8 ft) U-Shape		
		6X9-438A0-40-00	2.4m (8 ft) Straight with no bulkhead		

Rigging Diagrams

DBW REMOTE CONTROL (MAIN STATION)

SINGLE LEVEL 2 INTEGRATED

SINGLE ENGINE	6X9 DEC TM	CL5 DISPLAY	EKS SWITCH	DES INTEGRATED	SINGLE STATION
-------------------------	----------------------	-----------------------	----------------------	--------------------------	--------------------------



SINGLE LEVEL 2 INTEGRATED PARTS

	Description	Qty	Note
LEVEL 1	6X9-48205-00-00	6X9 DEC Top mount - single	1
	6YM-762G0-05-00	CL5 Color Touch Gauge Kit - DEC*	1
	6X9-762B0-01-00	EKS Kit - Single	1
	6X6-8258A-21-00	Main harness 16P 8m / 26 ft	1 Other lengths available
LEVEL 2	6X9-615A0-00-00	Compact Helm unit	1 Tilt type available (Kit: 6GR-762H0-01-00)
	6GR-8258A-01-00	Helm harness Main St Single 0.9m / 3 ft	1 Other lengths available

* For other display options, check the display section in this guide

KIT CONTENTS

Part Number	Description	Qty	Note
6YM-762G0-05-00	CL5 Color Touch Gauge Kit - DEC	1	
6YM-83710-14-00	CL5 Display	1	
6YM-83553-00-00	Conversion Harness	1	0.9 m (3 ft)
6YD-8356N-00-00	Fuel Tank Wire	1	
6Y8-81920-01-00	Multihub	1	
6Y9-83553-00-00	Conversion harness	1	
6Y8-82553-01-00	Main bus wire	1	0.3m (1 ft), other lengths available
6Y8-82521-31-00	Pigtail bus wire	1	1.8m (6 ft), other lengths available
6Y8-83553-02-00	System power supply	1	
6Y8-82582-11-00	Terminal Cap White	2	

Part Number	Description	Qty	Note
6X9-762B0-01-00	EKS Kit - Single	1	
6X9-82570-01-00	Power Switch	1	
6X9-82716-21-00	EKS harness	1	
6X9-82570-70-00	Lanyard switch	1	
6X9-86254-00-00	Immobilizer + key fob (2pcs)	1	433 Mhz
6Y8-82521-11-00	Pigtail bus wire	1	0.6m (2 ft)
6Y8-48277-00-00	Sticker	1	

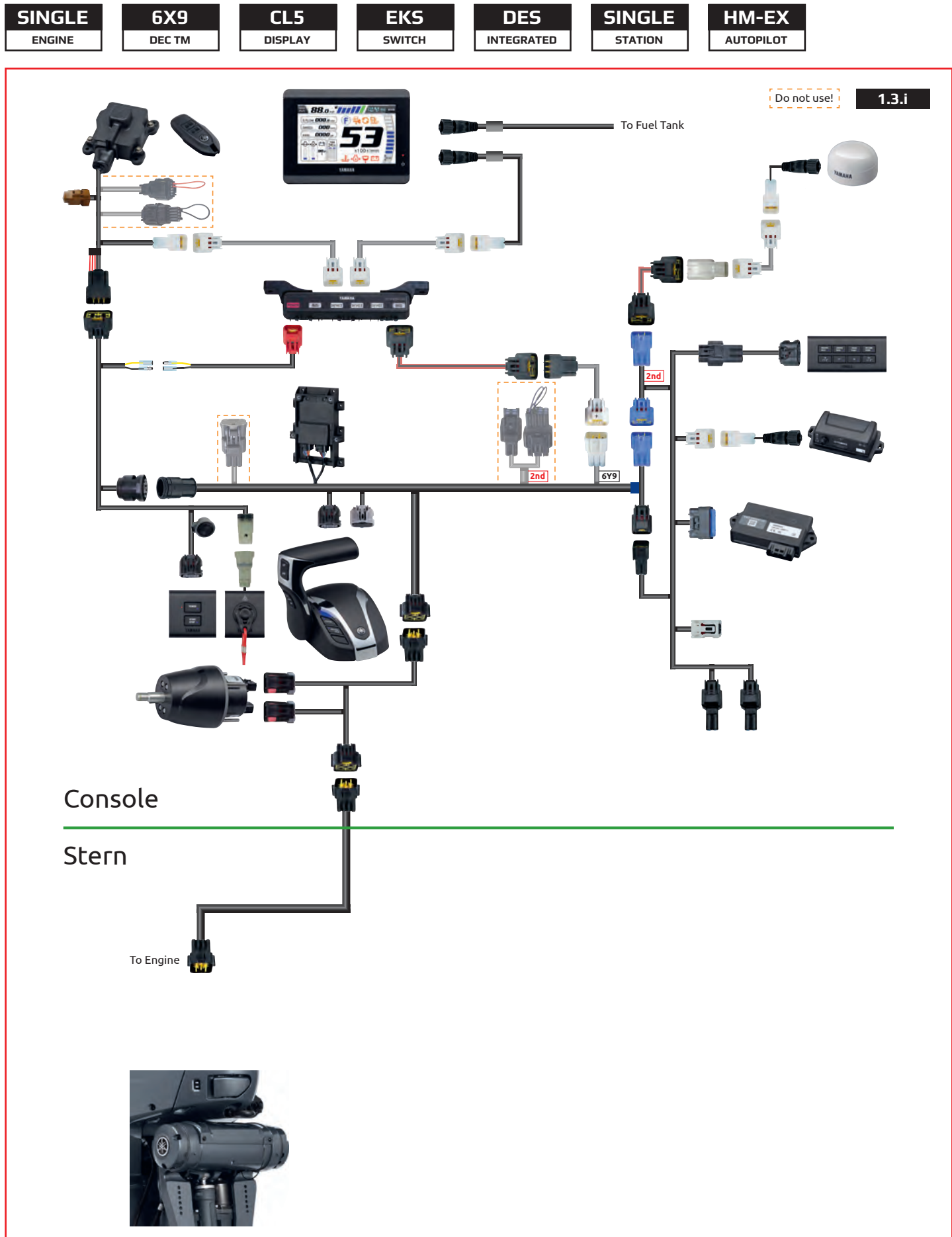
HARNESS OPTIONS

Main harness 16P	Length	Main bus wire	Length	Pigtail bus wire	Length
6X6-8258A-91-00	1.5m (5 ft)	6Y8-82553-01-00	0.3m (1 ft)	6Y8-82521-01-00	0.3m (1 ft)
6X6-8258A-51-00	3.7m (12 ft)	6Y8-82553-50-00	3m (10 ft)	6Y8-82521-11-00	0.6m (2 ft)
6X6-8258A-61-00	5.2m (17 ft)	6Y8-82553-11-00	4.6m (15 ft)	6Y8-82521-21-00	0.9m (3 ft)
6X6-8258A-01-00	6m (19 ft)	6Y8-82553-21-00	6.1m (20 ft)	6Y8-82521-31-00	1.8m (6 ft)
6X6-8258A-11-00	7m (23 ft)	6Y8-82553-31-00	7.6m (25 ft)	6Y8-82521-41-00	2.7m (9 ft)
6X6-8258A-21-00	8m (26 ft)	6Y8-82553-41-00	9.1m (30 ft)	6Y8-82521-51-00	3.6m (12 ft)
6X6-8258A-31-00	10m (32 ft)				
6X6-8258A-41-00	12m (39 ft)	Helm Harness	Length		
6X6-8258A-71-00	15m (49 ft)	6GR-8258A-01-00	0.9m (3 ft)		
6X6-8258A-81-00	24m (79 ft)	6GR-8258A-41-00	1.8m (6 ft)		

Rigging Diagrams

DBW REMOTE CONTROL (MAIN STATION)

SINGLE LEVEL 3 INTEGRATED



SINGLE LEVEL 3 INTEGRATED PARTS

	Description	Qty	Note
LEVEL 1	6X9-48205-00-00	6X9 DEC Top mount - single	1
	6YM-762G0-05-00	CL5 Color Touch Gauge Kit - DEC*	1
	6X9-762B0-01-00	EKS Kit - Single	1
LEVEL 2	6X6-8258A-21-00	Main harness 16P 8m / 26 ft	1 Other length available
	6X9-615A0-00-00	Compact Helm unit	1 Tilt type available (Kit: 6GR-762H0-01-00)
	6GR-8258A-01-00	Helm harness Main St Single 0.9m / 3 ft	1 Other length available
LEVEL 3	**	Auto Pilot Kit	1
	6Y8-82553-50-00	Main bus wire 3m / 10 ft	1 Other length available
	6Y8-82521-01-00	Pigtail bus wire 0.3m / 1 ft	1 Other length available
	6X9-82521-00-00	BCU Extention Harness 4.6m / 15 ft	1 (Optional) Other length available

Level 3 requires an compatible multi-function display for map functions

* For other display options, check the display section in this guide | ** Order at the local distributor sales department

KIT CONTENTS

Part Number	Description	Qty	Note
6YM-762G0-05-00	CL5 Color Touch Gauge Kit - DEC	1	
6YM-83710-14-00	CL5 Display	1	
6YM-83553-00-00	Conversion Harness	1	0.9 m (3 ft)
6YD-8356N-00-00	Fuel Tank Wire	1	
6Y8-81920-01-00	Multihub	1	
6Y9-83553-00-00	Conversion harness	1	
6Y8-82553-01-00	Main bus wire	1	0.3m (1 ft), other lengths available
6Y8-82521-31-00	Pigtail bus wire	1	1.8m (6 ft), other lengths available
6Y8-83553-02-00	System power supply	1	
6Y8-82582-11-00	Terminal Cap White	2	

Part Number	Description	Qty	Note	Part Number	Description	Qty	Note
6X9-762B0-01-00	EKS Kit - Single	1		**	Autopilot Kit	1	
6X9-82570-01-00	Power Switch	1		6X9-8253V-01-00	Autopilot panel	1	
6X9-82716-21-00	EKS harness	1		6X9-88107-01-00	GPS antenna	1	
6X9-82570-70-00	Lanyard switch	1		6X9-8A410-01-00	Heading sensor	1	
6X9-86254-00-00	Immobilizer + key fob (2pcs)	1	433 Mhz	6X9-8591T-13-00	Boat Control Unit	1	
6Y8-82521-11-00	Pigtail bus wire	1	0.6m (2 ft)	6Y8-81920-11-00	Single hub	1	
6Y8-48277-00-00	Sticker	1		6X9-82386-01-00	BCU Harness	1	Ext. available
				6YM-83553-00-00	Conversion harness	2	0.9m (3 ft)

** Order at the local distributor sales department

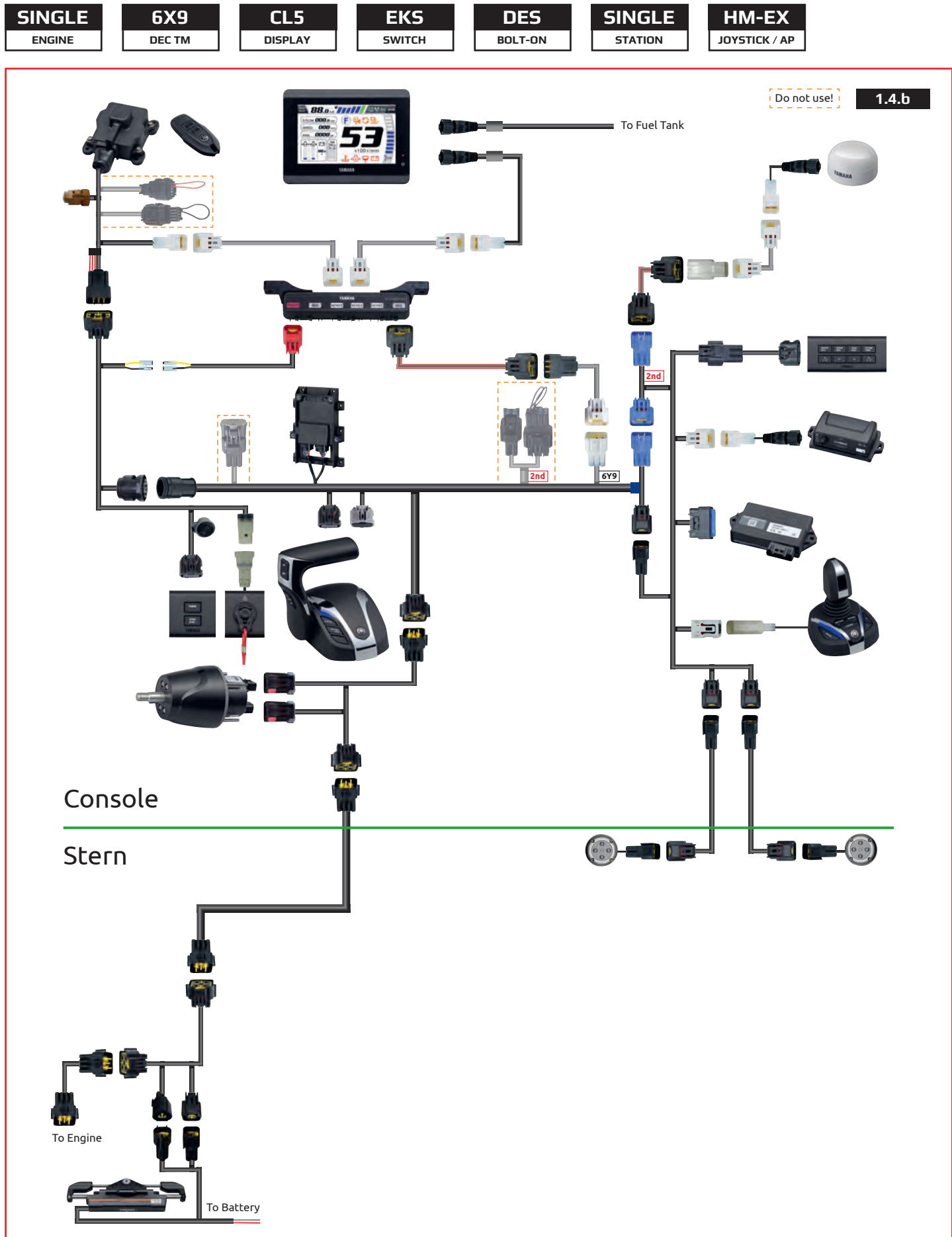
HARNESS OPTIONS

Main harness 16P	Length	Main bus wire	Length	Pigtail bus wire	Length
6X6-8258A-91-00	1.5m (5 ft)	6Y8-82553-01-00	0.3m (1 ft)	6Y8-82521-01-00	0.3m (1 ft)
6X6-8258A-51-00	3.7m (12 ft)	6Y8-82553-50-00	3m (10 ft)	6Y8-82521-11-00	0.6m (2 ft)
6X6-8258A-61-00	5.2m (17 ft)	6Y8-82553-11-00	4.6m (15 ft)	6Y8-82521-21-00*	0.9m (3 ft)
6X6-8258A-01-00	6m (19 ft)	6Y8-82553-21-00	6.1m (20 ft)	6Y8-82521-31-00	1.8m (6 ft)
6X6-8258A-11-00	7m (23 ft)	6Y8-82553-31-00	7.6m (25 ft)	6Y8-82521-41-00	2.7m (9 ft)
6X6-8258A-21-00	8m (26 ft)	6Y8-82553-41-00	9.1m (30 ft)	6Y8-82521-51-00	3.6m (12 ft)
6X6-8258A-31-00	10m (32 ft)			* Max length GPS antenna connection	
6X6-8258A-41-00	12m (39 ft)	Helm Harness	Length	Extension for Prop lights	Length
6X6-8258A-71-00	15m (49 ft)	6GR-8258A-01-00	0.9m (3 ft)	6X9-82586-20-00	6m (19 ft)
6X6-8258A-81-00	24m (79 ft)	6GR-8258A-41-00	1.8m (6 ft)	6X9-82586-30-00	9.1m (30 ft)
BCU Extention Harness	Length			6X9-82586-40-00	12.2m (40 ft)
6X9-82521-00-00	4.6m (15 ft)				
6X9-82521-10-00	9.1m (30 ft)				

Rigging Diagrams

DBW REMOTE CONTROL (MAIN STATION)

SINGLE LEVEL 3-4 BOLT-ON



SINGLE LEVEL 3-4 BOLT-ON PARTS

	Description	Qty	Note
LEVEL 1	6X9-48205-00-00	6X9 DEC Top mount - single	1
	6YM-762G0-05-00	CL5 Color Touch Gauge Kit - DEC*	1
	6X9-762B0-01-00	EKS Kit - Single	1
	6X6-8258A-21-00	Main harness 16P 8m / 26 ft	1 Other lengths available
	6X9-762S0-01-00	Bolt-on DES KIT	1
LEVEL 2	6X9-438A0-00-00	Steering actuator harness 2.4m / 8 ft	1 Other lengths available
	6X6-8258A-51-00	Main harness 16P 3.7m / 12 ft	1 Other length available
	6X9-615A0-00-00	Compact Helm unit	1 Tilt type available (Kit: 6GR-762H0-01-00)
	6GR-8258A-01-00	Helm harness Main St Single 0.9m / 3 ft	1 Other lengths available
	**	Joystick/AP Kit - Single	1 Upgrade from level 3 p/n: 6X9-762J0-41-00
LEVEL 3-4	6Y8-82553-50-00	Main bus wire 3m / 10 ft	1 Other lengths available
	6Y8-82521-01-00	Pigtail bus wire 0.3m / 1 ft	1 Other lengths available
Level 4 requires an compatible multi-function display for map functions			
* For other display options, check the display section in this guide ** Order at the local distributor sales department			

KIT CONTENTS

Part Number	Description	Qty	Note
6YM-762G0-05-00	CL5 Color Touch Gauge Kit - DEC	1	
6YM-83710-14-00	CL5 Display	1	
6YM-83553-00-00	Conversion Harness	1	0.9 m (3 ft)
6YD-8356N-00-00	Fuel Tank Wire	1	
6Y8-81920-01-00	Multihub	1	
6Y9-83553-00-00	Conversion harness	1	
6Y8-82553-01-00	Main bus wire	1	0.3m (1 ft), other lengths available
6Y8-82521-31-00	Pigtail bus wire	1	1.8m (6 ft), other lengths available
6Y8-83553-02-00	System power supply	1	
6Y8-82582-11-00	Terminal Cap White	2	

Part Number	Description	Qty	Note	Part Number	Description	Qty	Note
6X9-762B0-01-00	EKS Kit - Single	1		**	Joystick/AP Kit - Single	1	
6X9-82570-01-00	Power Switch	1		6X9-8253V-01-00	Autopilot panel	1	
6X9-82716-21-00	EKS harness	1		6X9-88107-01-00	GPS antenna	1	
6X9-82570-70-00	Lanyard switch	1		6X9-8A410-01-00	Heading sensor	1	
6X9-86254-00-00	Immobilizer + key fob (2pcs)	1	433 Mhz	6X9-8591T-13-00	Boat Control Unit	1	
6Y8-82521-11-00	Pigtail bus wire	1	0.6m (2 ft)	6Y8-81920-11-00	Single hub	1	
6Y8-48277-00-00	Sticker	1		6X9-82386-01-00	BCU Harness	1	Ext. available
6X9-762S0-01-00	Bolt-on DES KIT	1		6YM-83553-00-00	Conversion harness	2	0.9m (3 ft)
6X9-42401-00-00	Actuator	1		6X9-482A0-01-00	Joystick Assy	1	level 4 only
6X9-8258A-90-00	Split Harness	1		6ES-83720-02-00	Prop lights	2	level 4 only
** Order at the local distributor sales department							

HARNESS OPTIONS

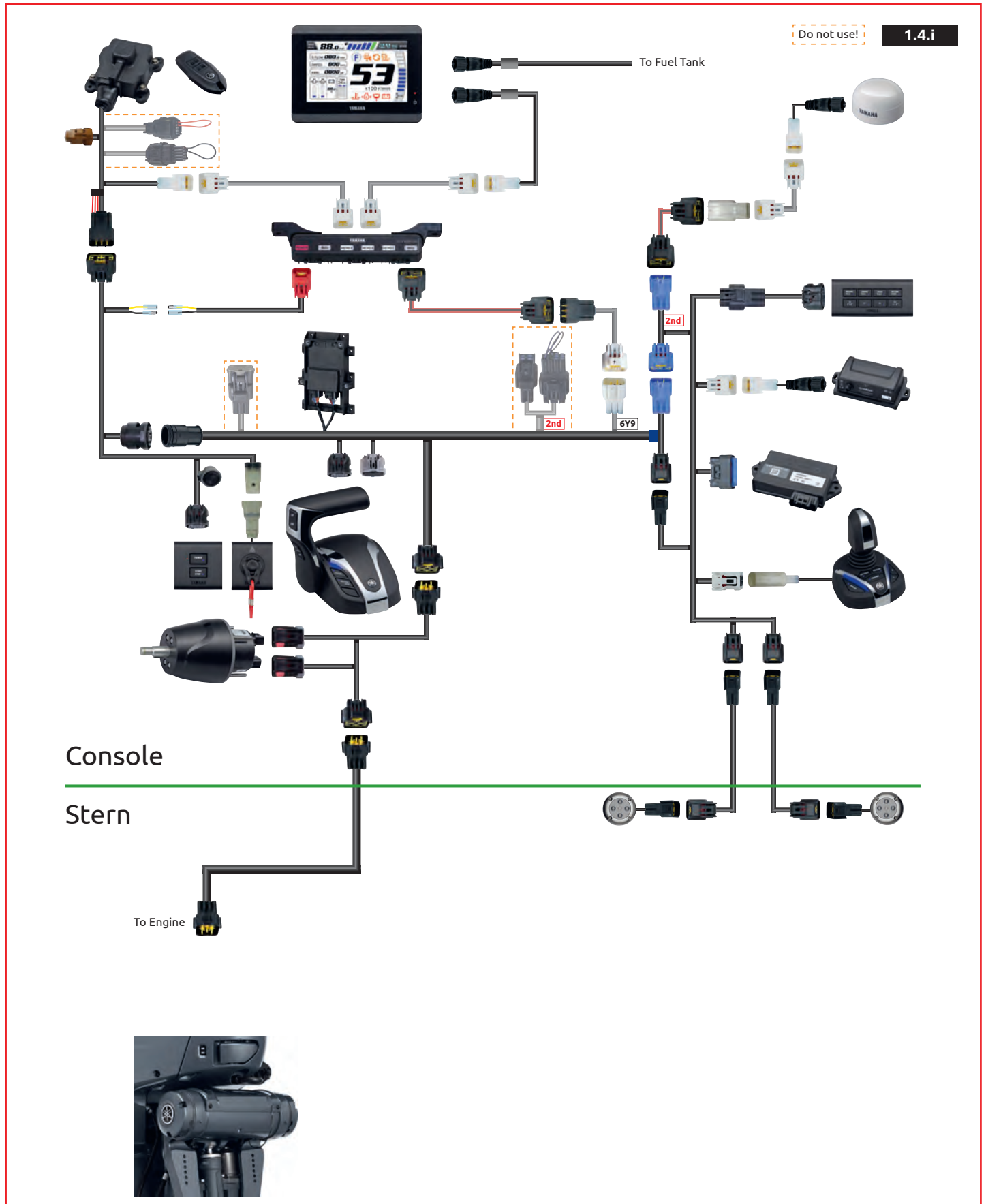
Main harness 16P	Length	Main bus wire	Length	Pigtail bus wire	Length
6X6-8258A-91-00	1.5m (5 ft)	6Y8-82553-01-00	0.3m (1 ft)	6Y8-82521-01-00	0.3m (1 ft)
6X6-8258A-51-00	3.7m (12 ft)	6Y8-82553-50-00	3m (10 ft)	6Y8-82521-11-00	0.6m (2 ft)
6X6-8258A-61-00	5.2m (17 ft)	6Y8-82553-11-00	4.6m (15 ft)	6Y8-82521-21-00*	0.9m (3 ft)
6X6-8258A-01-00	6m (19 ft)	6Y8-82553-21-00	6.1m (20 ft)	6Y8-82521-31-00	1.8m (6 ft)
6X6-8258A-11-00	7m (23 ft)	6Y8-82553-31-00	7.6m (25 ft)	6Y8-82521-41-00	2.7m (9 ft)
6X6-8258A-21-00	8m (26 ft)	6Y8-82553-41-00	9.1m (30 ft)	6Y8-82521-51-00	3.6m (12 ft)
6X6-8258A-31-00	10m (32 ft)			* Max length GPS antenna connection	
6X6-8258A-41-00	12m (39 ft)	Steering Actuator Harness	Length	Helm Harness	Length
6X6-8258A-71-00	15m (49 ft)	6X9-438A0-00-00	2.4m (8 ft)	6GR-8258A-01-00	0.9m (3 ft)
6X6-8258A-81-00	24m (79 ft)	6X9-438A0-10-00	4.5m (15 ft)	6GR-8258A-41-00	1.8m (6 ft)
Extension for Prop lights	Length	6X9-438A0-20-00	2.4m (8 ft) U-Shape	BCU Extension Harness	Length
6X9-82586-20-00	6m (19 ft)	6X9-438A0-40-00	2.4m (8 ft) Straight with no bulkhead	6X9-82521-00-00	4.6m (15 ft)
6X9-82586-30-00	9.1m (30 ft)			6X9-82521-10-00	9.1m (30 ft)
6X9-82586-40-00	12.2m (40 ft)				

Rigging Diagrams

DBW REMOTE CONTROL (MAIN STATION)

SINGLE LEVEL 3-4 INTEGRATED

SINGLE ENGINE	6X9 DEC TM	CL5 DISPLAY	EKS SWITCH	DES INTEGRATED	SINGLE STATION	HM-EX JOYSTICK / AP
-------------------------	----------------------	-----------------------	----------------------	--------------------------	--------------------------	-------------------------------



SINGLE LEVEL 3-4 INTEGRATED PARTS

	Description	Qty	Note
LEVEL 1	6X9-48205-00-00	6X9 DEC Top mount - single	1
	6YM-762G0-05-00	CL5 Color Touch Gauge Kit - DEC*	1
	6X9-762B0-01-00	EKS Kit - Single	1
LEVEL 2	6X6-8258A-21-00	Main harness 16P 8m / 26 ft	1 Other length available
	6X9-615A0-00-00	Compact Helm unit	1 Tilt type available (Kit: 6GR-762H0-01-00)
	6GR-8258A-01-00	Helm harness Main St Single 0.9m / 3 ft	1 Other length available
LEVEL 3-4	**	Joystick/AP Kit - Single	1 Upgrade from level 3 p/n: 6X9-762J0-41-00
	6Y8-82553-50-00	Main bus wire 3m / 10 ft	1 Other length available
	6Y8-82521-01-00	Pigtail bus wire 0.3m / 1 ft	1 Other length available

Level 4 requires an compatible multi-function display for map functions
 * For other display options, check the display section in this guide | ** Order at the local distributor sales department

KIT CONTENTS

Part Number	Description	Qty	Note
6YM-762G0-05-00	CL5 Color Touch Gauge Kit - DEC	1	
6YM-83710-14-00	CL5 Display	1	
6YM-83553-00-00	Conversion Harness	1	0.9 m (3 ft)
6YD-8356N-00-00	Fuel Tank Wire	1	
6Y8-81920-01-00	Multihub	1	
6Y9-83553-00-00	Conversion harness	1	
6Y8-82553-01-00	Main bus wire	1	0.3m (1 ft), other lengths available
6Y8-82521-31-00	Pigtail bus wire	1	1.8m (6 ft), other lengths available
6Y8-83553-02-00	System power supply	1	
6Y8-82582-11-00	Terminal Cap White	2	

Part Number	Description	Qty	Note	Part Number	Description	Qty	Note
6X9-762B0-01-00	EKS Kit - Single	1		**	Joystick/AP Kit - Single	1	
6X9-82570-01-00	Power Switch	1		6X9-8253V-01-00	Autopilot panel	1	
6X9-82716-21-00	EKS harness	1		6X9-88107-01-00	GPS antenna	1	
6X9-82570-70-00	Lanyard switch	1		6X9-8A410-01-00	Heading sensor	1	
6X9-86254-00-00	Immobilizer + key Fob (2pcs)	1	433 Mhz	6X9-8591T-13-00	Boat Control Unit	1	
6Y8-82521-11-00	Pigtail bus wire	1	0.6m (2 ft)	6Y8-81920-11-00	Single hub	1	
6Y8-48277-00-00	Sticker	1		6X9-82386-01-00	BCU Harness	1	Ext. available
				6YM-83553-00-00	Conversion harness	2	0.9m (3 ft)
				6X9-482A0-01-00	Joystick Assy	1	level 4 only
				6ES-83720-02-00	Prop lights	2	level 4 only

** Order at the local distributor sales department

HARNESS OPTIONS

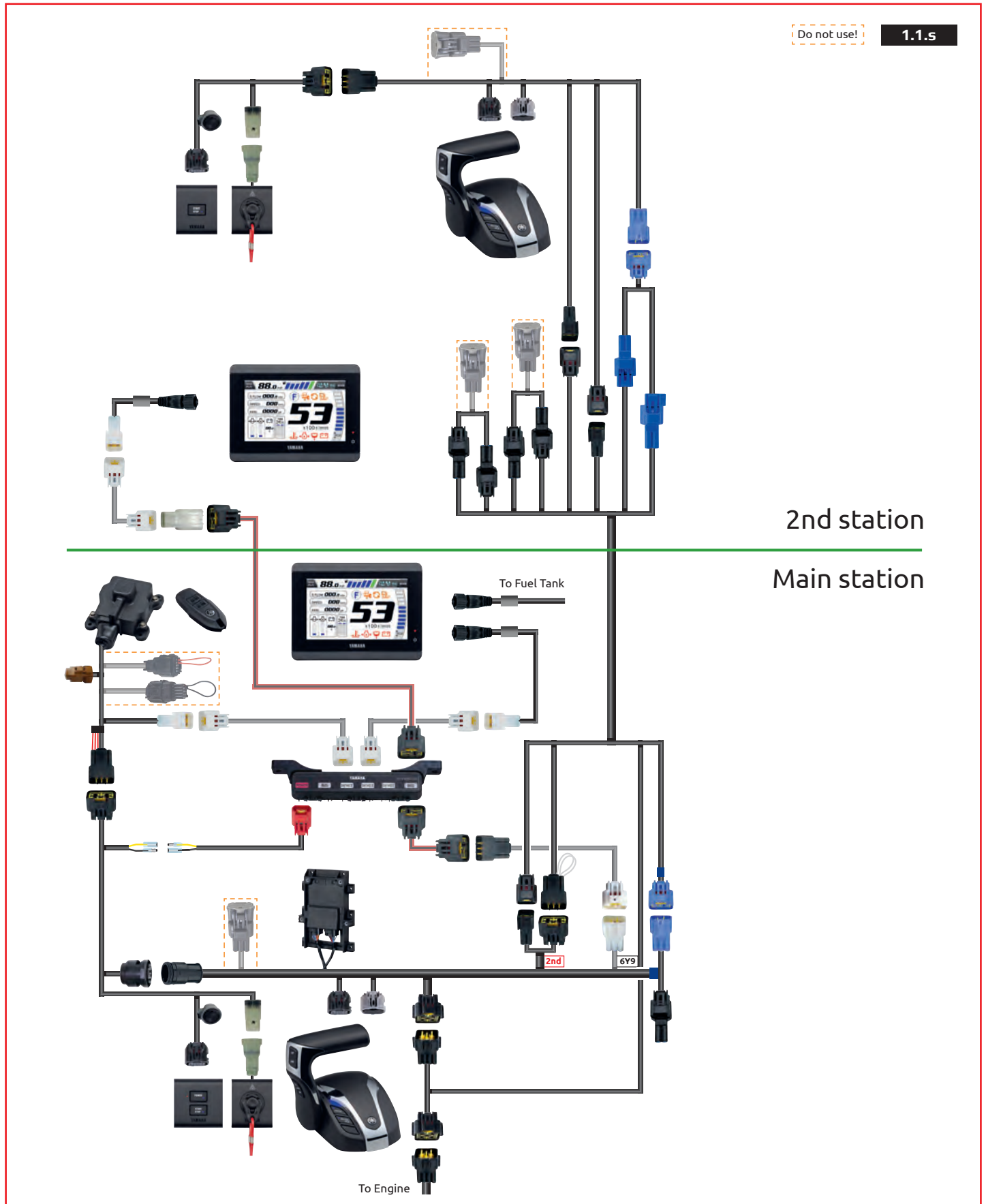
Main harness 16P	Length	Main bus wire	Length	Pigtail bus wire	Length
6X6-8258A-91-00	1.5m (5 ft)	6Y8-82553-01-00	0.3m (1 ft)	6Y8-82521-01-00	0.3m (1 ft)
6X6-8258A-51-00	3.7m (12 ft)	6Y8-82553-50-00	3m (10 ft)	6Y8-82521-11-00	0.6m (2 ft)
6X6-8258A-61-00	5.2m (17 ft)	6Y8-82553-11-00	4.6m (15 ft)	6Y8-82521-21-00*	0.9m (3 ft)
6X6-8258A-01-00	6m (19 ft)	6Y8-82553-21-00	6.1m (20 ft)	6Y8-82521-31-00	1.8m (6 ft)
6X6-8258A-11-00	7m (23 ft)	6Y8-82553-31-00	7.6m (25 ft)	6Y8-82521-41-00	2.7m (9 ft)
6X6-8258A-21-00	8m (26 ft)	6Y8-82553-41-00	9.1m (30 ft)	6Y8-82521-51-00	3.6m (12 ft)
6X6-8258A-31-00	10m (32 ft)			* Max length GPS antenna connection	
6X6-8258A-41-00	12m (39 ft)				
6X6-8258A-71-00	15m (49 ft)	Helm Harness	Length	Extension for Prop lights	Length
6X6-8258A-81-00	24m (79 ft)	6GR-8258A-01-00	0.9m (3 ft)	6X9-82586-20-00	6m (19 ft)
		6GR-8258A-41-00	1.8m (6 ft)	6X9-82586-30-00	9.1m (30 ft)
BCU Extention Harness	Length			6X9-82586-40-00	12.2m (40 ft)
6X9-82521-00-00	4.6m (15 ft)				
6X9-82521-10-00	9.1m (30 ft)				

Rigging Diagrams

DBW REMOTE CONTROL (2ND STATION)

SINGLE 2ND STATION LEVEL 1

SINGLE ENGINE	6X9 DEC TM	CL5 DISPLAY	EKS SWITCH	DES STEERING	DUAL STATION
-------------------------	----------------------	-----------------------	----------------------	------------------------	------------------------



SINGLE 2ND STATION LEVEL 1 PARTS

	Description	Qty	Note
LEVEL 1	6X9-48205-12-00	6X9 DEC Top mount - single	1 2nd station
	6YM-83710-14-00	CL5 Color Touch Gauge*	1 Display only
	6YM-83553-00-00	Conversion Harness for CL5	1
	6Y8-81920-11-00	Single hub	1
	6Y8-82521-11-00	Pigtail bus wire 0.6m / 2 ft	1 Other lengths available
	6Y8-82553-11-00	Main bus wire 4.6m / 15 ft	1 Other lengths available
	6X9-762B0-81-00	EKS Kit - Single 2nd St	1
	6X9-8258A-00-00	2nd station harness Port 5m / 16 ft	1 Other lengths available
	* For other display options, check the display section in this guide		

KIT CONTENTS

		Qty	Note
6X9-762B0-81-00	EKS Kit - Single 2nd St		
6X9-82570-B1-00	Start/Stop Switch	1	
6X9-82716-60-00	EKS harness	1	
6X9-82570-70-00	Lanyard switch	1	

HARNESS OPTIONS

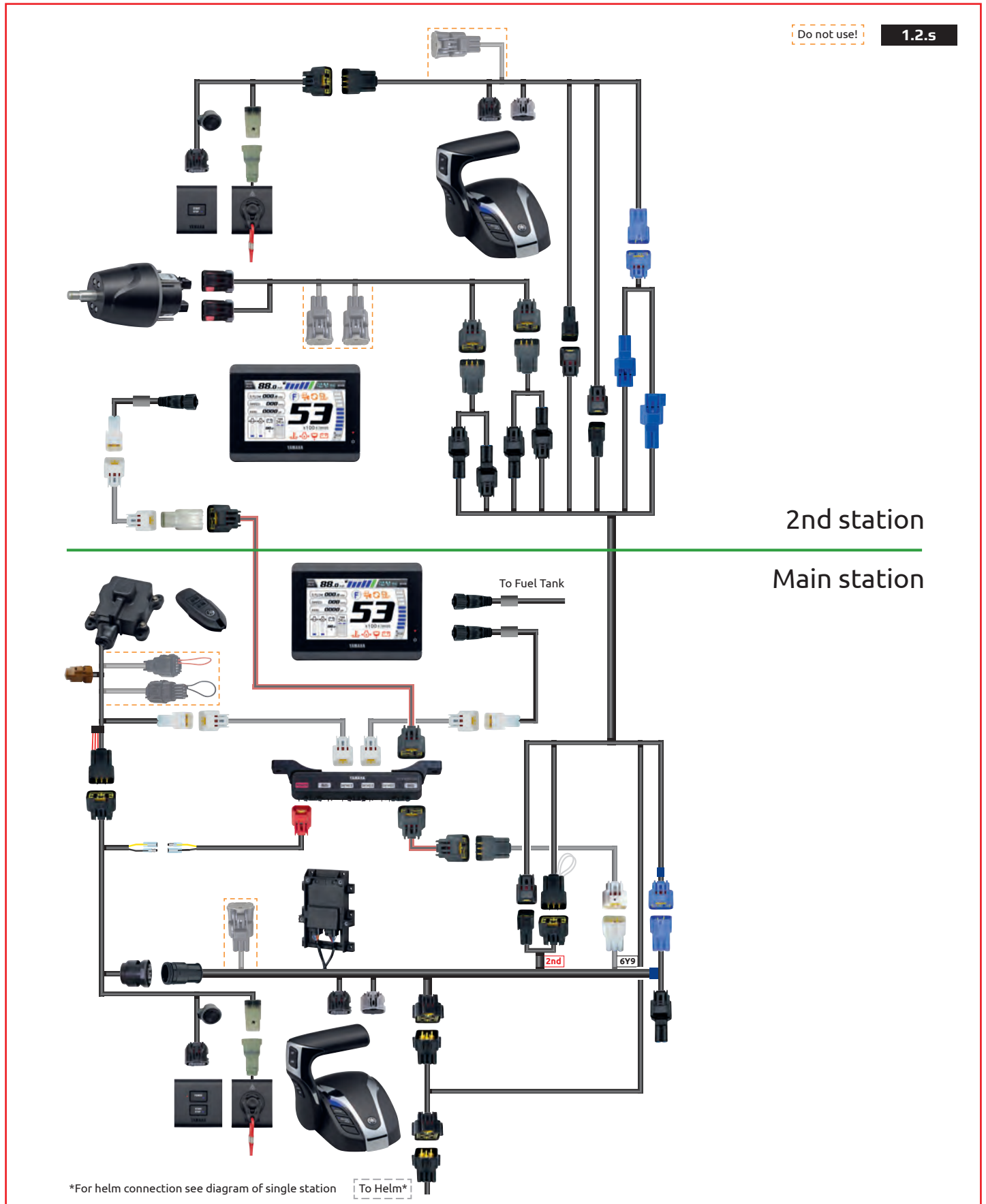
Main bus wire	Length	Pigtail bus wire	Length	2nd helm harness Port	Length
6Y8-82553-01-00	0.3m (1 ft)	6Y8-82521-01-00	0.3m (1 ft)	6X9-8258A-00-00	5m (16 ft)
6Y8-82553-50-00	3m (10 ft)	6Y8-82521-11-00	0.6m (2 ft)	6X9-8258A-10-00	8m (26 ft)
6Y8-82553-11-00	4.6m (15 ft)	6Y8-82521-21-00	0.9m (3 ft)	6X9-8258A-20-00	12m (38 ft)
6Y8-82553-21-00	6.1m (20 ft)	6Y8-82521-31-00	1.8m (6 ft)		
6Y8-82553-31-00	7.6m (25 ft)	6Y8-82521-41-00	2.7m (9 ft)		
6Y8-82553-41-00	9.1m (30 ft)	6Y8-82521-51-00	3.6m (12 ft)		

Rigging Diagrams

DBW REMOTE CONTROL (2ND STATION)

SINGLE 2ND STATION LEVEL 2

SINGLE ENGINE	6X9 DEC TM	CL5 DISPLAY	EKS SWITCH	DES STEERING	DUAL STATION
-------------------------	----------------------	-----------------------	----------------------	------------------------	------------------------



SINGLE 2ND STATION LEVEL 2 PARTS

	Description	Qty	Note
	6X9-48205-12-00	1	6X9 DEC Top mount - single
	6YM-83710-14-00	1	CL5 Color Touch Gauge*
	6YM-83553-00-00	1	Conversion Harness for CL5
	6Y8-81920-11-00	1	Single hub
LEVEL 1	6Y8-82521-11-00	1	Pigtail bus wire 0.6m / 2 ft
	6Y8-82553-11-00	1	Main bus wire 4.6m / 15 ft
	6X9-762B0-81-00	1	EKS Kit - Single 2nd St
	6X9-8258A-00-00	1	2nd station harness Port 5m / 16 ft
	6GR-8258A-V0-00	1	Extension Harness**
LEVEL 2	6X9-615A0-00-00	1	Compact Helm unit
	6X9-8258A-A1-00	1	Helm harness 2nd St Single 0.9m / 3 ft

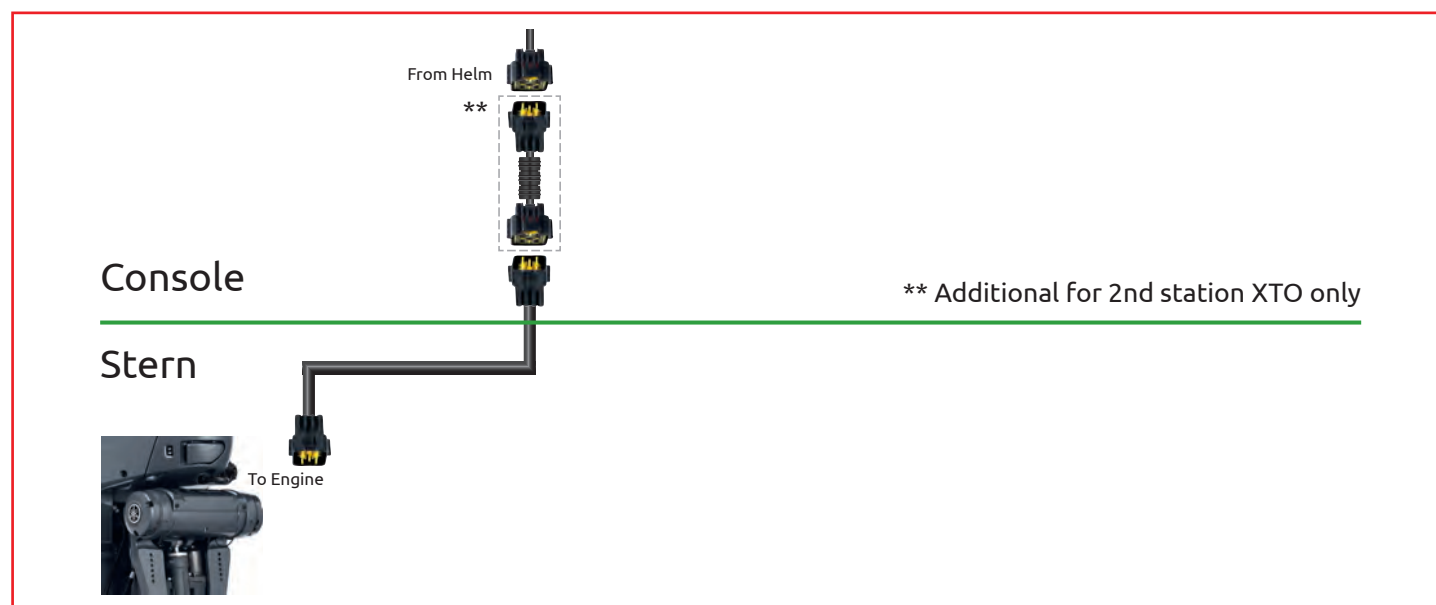
* For other display options, check the display section in this guide

KIT CONTENTS

	Description	Qty	Note
6X9-762B0-81-00	EKS Kit - Single 2nd St	1	
6X9-82570-B1-00	Start/Stop Switch	1	
6X9-82716-60-00	EKS harness	1	
6X9-82570-70-00	Lanyard switch	1	

HARNESS OPTIONS

Main bus wire	Length	Pigtail bus wire	Length	2nd helm harness Port	Length
6Y8-82553-01-00	0.3m (1 ft)	6Y8-82521-01-00	0.3m (1 ft)	6X9-8258A-00-00	5m (16 ft)
6Y8-82553-50-00	3m (10 ft)	6Y8-82521-11-00	0.6m (2 ft)	6X9-8258A-10-00	8m (26 ft)
6Y8-82553-11-00	4.6m (15 ft)	6Y8-82521-21-00	0.9m (3 ft)	6X9-8258A-20-00	12m (38 ft)
6Y8-82553-21-00	6.1m (20 ft)	6Y8-82521-31-00	1.8m (6 ft)		
6Y8-82553-31-00	7.6m (25 ft)	6Y8-82521-41-00	2.7m (9 ft)		
6Y8-82553-41-00	9.1m (30 ft)	6Y8-82521-51-00	3.6m (12 ft)		



SINGLE 2ND STATION LEVEL 3 PARTS

	Description	Qty	Note
	6X9-48205-12-00 6X9 DEC Top mount - single	1	2nd station
	6YM-83710-14-00 CL5 Color Touch Gauge*	1	Display only
	6YM-83553-00-00 Conversion Harness for CL5	1	
	6Y8-81920-11-00 Single hub	1	
LEVEL 1	6Y8-82521-11-00 Pigtail bus wire 0.6m / 2 ft	1	Other lengths available
	6Y8-82553-11-00 Main bus wire 4.6m / 15 ft	1	Other lengths available
	6X9-762B0-81-00 EKS Kit - Single 2nd St	1	
	6X9-8258A-00-00 2nd station harness Port 5m / 16 ft	1	Other lengths available
	6GR-8258A-V0-00 Extension Harness**	1	Only For Integrated Steering
LEVEL 2	6X9-615A0-00-00 Compact Helm unit	1	Tilt type available (Kit: 6GR-762H0-01-00)
	6X9-8258A-A1-00 Helm harness 2nd St Single 0.9m / 3 ft	1	
LEVEL 3	6X9-762P0-11-00 Auto Pilot Panel kit 2nd station	1	

Level 3 requires an compatible multi-function display for map functions
 * For other display options, check the display section in this guide

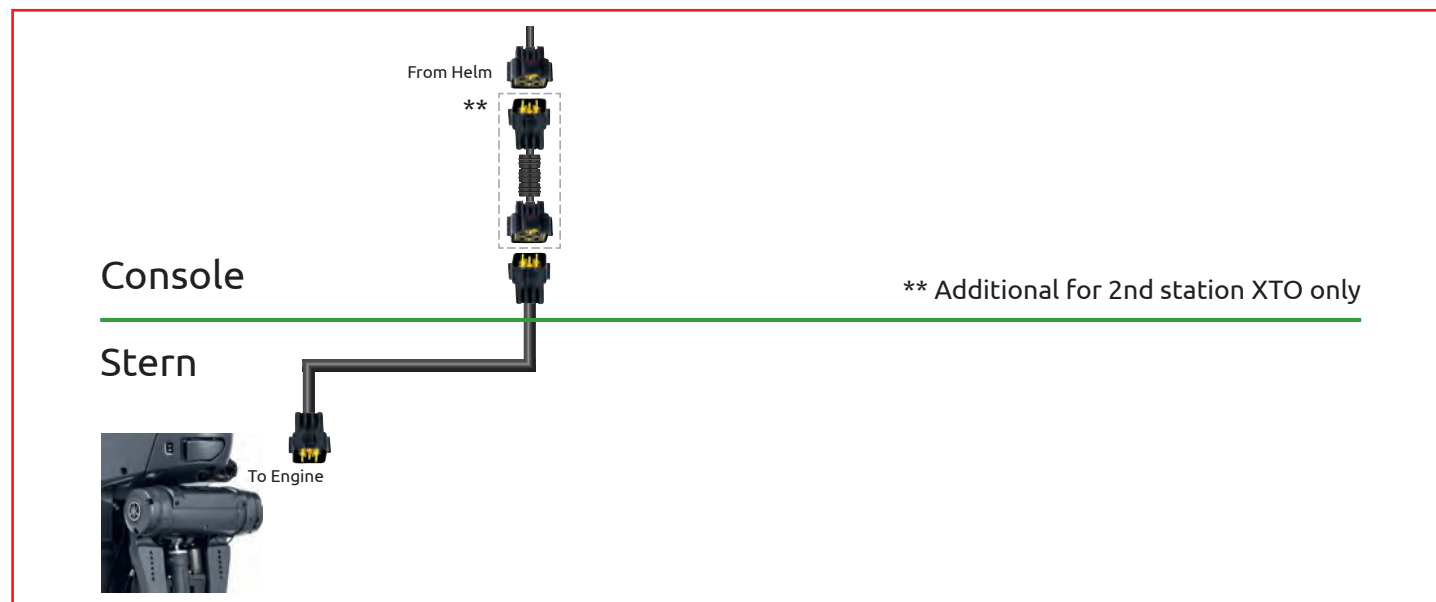
KIT CONTENTS

6X9-762B0-81-00	EKS Kit - Single 2nd St	Qty	Note
6X9-82570-B1-00	Start/Stop Switch	1	
6X9-82716-60-00	EKS harness	1	
6X9-82570-70-00	Lanyard switch	1	
6X9-762P0-11-00	Auto Pilot Panel kit 2nd station	Qty	Note
6X9-8253V-01-00	Autopilot panel	1	
6X9-82386-10-00	BCU Harness	1	Extention available

HARNESS OPTIONS

Main bus wire	Length	Pigtail bus wire	Length	2nd helm harness Port	Length
6Y8-82553-01-00	0.3m (1 ft)	6Y8-82521-01-00	0.3m (1 ft)	6X9-8258A-00-00	5m (16 ft)
6Y8-82553-50-00	3m (10 ft)	6Y8-82521-11-00	0.6m (2 ft)	6X9-8258A-10-00	8m (26 ft)
6Y8-82553-11-00	4.6m (15 ft)	6Y8-82521-21-00	0.9m (3 ft)	6X9-8258A-20-00	12m (38 ft)
6Y8-82553-21-00	6.1m (20 ft)	6Y8-82521-31-00	1.8m (6 ft)		
6Y8-82553-31-00	7.6m (25 ft)	6Y8-82521-41-00	2.7m (9 ft)		
6Y8-82553-41-00	9.1m (30 ft)	6Y8-82521-51-00	3.6m (12 ft)		

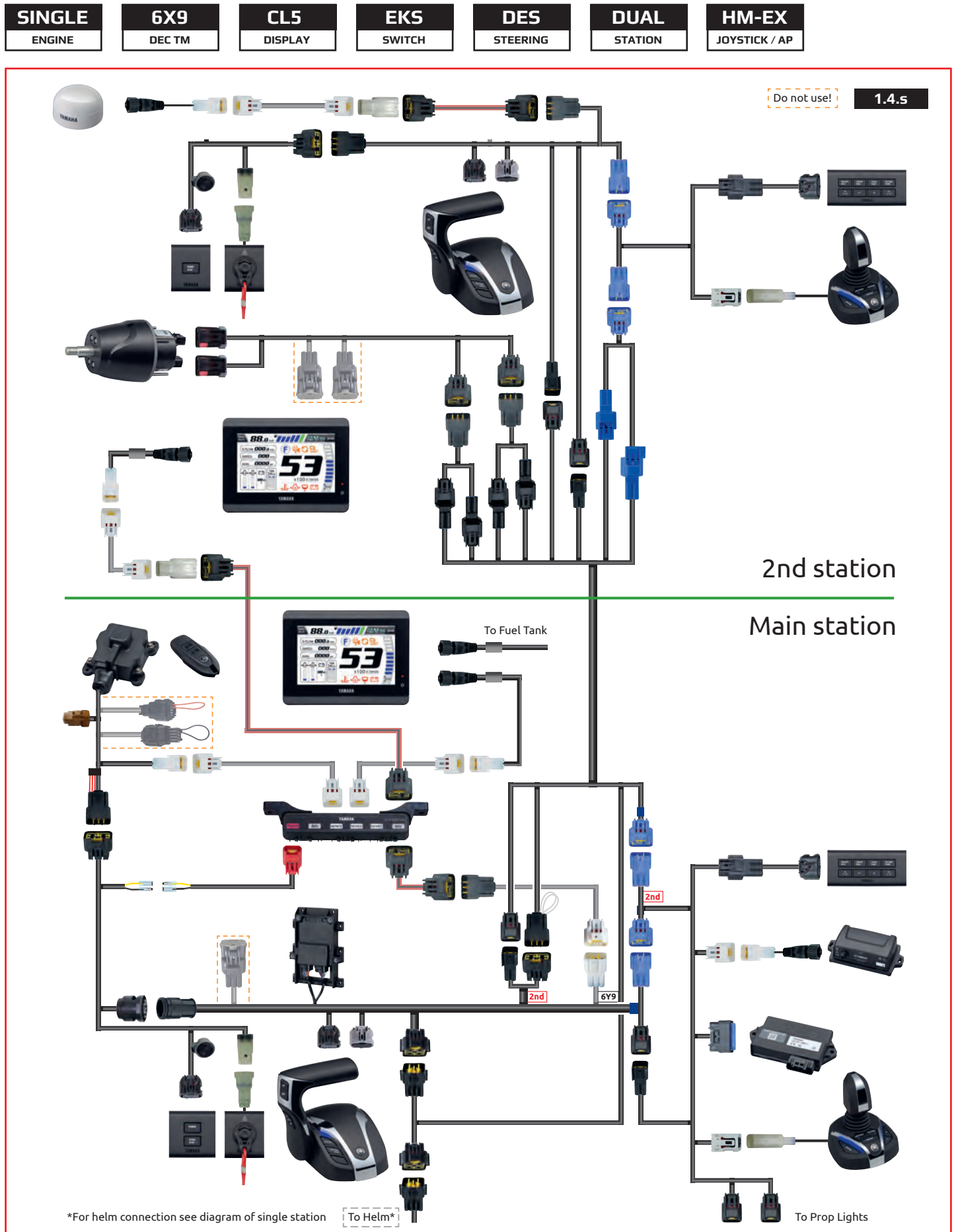
BCU Extention Harness	Length
6X9-82521-00-00	4.6m (15 ft)
6X9-82521-10-00	9.1m (30 ft)



Rigging Diagrams

DBW REMOTE CONTROL (2ND STATION)

SINGLE 2ND STATION LEVEL 3-4



SINGLE 2ND STATION LEVEL 3-4 PARTS

	Description	Qty	Note
	6X9-48205-12-00 6X9 DEC Top mount - single	1	2nd station
	6YM-83710-14-00 CL5 Color Touch Gauge*	1	Display only
	6YM-83553-00-00 Conversion Harness for CL5	1	
	6Y8-81920-11-00 Single hub	1	
LEVEL 1	6Y8-82521-11-00 Pigtail bus wire 0.6m / 2 ft	1	Other lengths available
	6Y8-82553-11-00 Main bus wire 4.6m / 15 ft	1	Other lengths available
	6X9-762B0-81-00 EKS Kit - Single 2nd St	1	
	6X9-8258A-00-00 2nd station harness Port 5m / 16 ft	1	Other lengths available
	6GR-8258A-V0-00 Extension Harness**	1	Only For Integrated Steering
LEVEL 2	6X9-615A0-00-00 Compact Helm unit	1	Tilt type available (Kit: 6GR-762H0-01-00)
	6X9-8258A-A1-00 Helm harness 2nd St Single 0.9m / 3 ft	1	
	6X9-762P0-11-00 Auto Pilot Panel kit 2nd station	1	
LEVEL 3-4	6X9-482A0-01-00 Joystick Assy for 2nd station	1	

Level 4 requires an compatible multi-function display for map functions
 * For other display options, check the display section in this guide

KIT CONTENTS

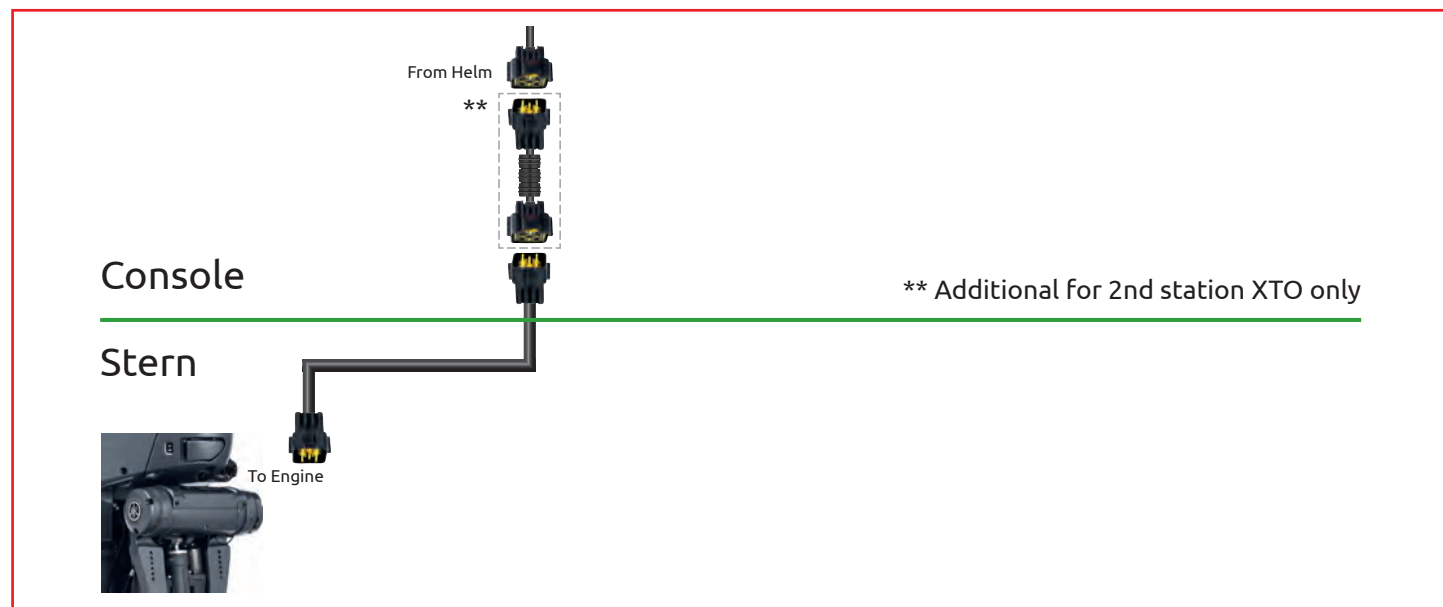
Part Number	Description	Qty	Note
6X9-762B0-81-00	EKS Kit - Single 2nd St		
6X9-82570-B1-00	Start/Stop Switch	1	
6X9-82716-60-00	EKS harness	1	
6X9-82570-70-00	Lanyard switch	1	
6X9-762P0-11-00	Auto Pilot Panel kit 2nd station		
6X9-8253V-01-00	Autopilot panel	1	
6X9-82386-10-00	BCU Harness	1	Extention available

HARNESS OPTIONS

Main bus wire	Length	Pigtail bus wire	Length	2nd helm harness Port	Length
6Y8-82553-01-00	0.3m (1 ft)	6Y8-82521-01-00	0.3m (1 ft)	6X9-8258A-00-00	5m (16 ft)
6Y8-82553-50-00	3m (10 ft)	6Y8-82521-11-00	0.6m (2 ft)	6X9-8258A-10-00	8m (26 ft)
6Y8-82553-11-00	4.6m (15 ft)	6Y8-82521-21-00	0.9m (3 ft)	6X9-8258A-20-00	12m (38 ft)
6Y8-82553-21-00	6.1m (20 ft)	6Y8-82521-31-00	1.8m (6 ft)		
6Y8-82553-31-00	7.6m (25 ft)	6Y8-82521-41-00	2.7m (9 ft)		
6Y8-82553-41-00	9.1m (30 ft)	6Y8-82521-51-00	3.6m (12 ft)		

BCU Extention Harness	Length
6X9-82521-00-00	4.6m (15 ft)
6X9-82521-10-00	9.1m (30 ft)

SINGLE ENGINE	6X9 DEC TM	CL5 DISPLAY	EKS SWITCH	DES INTEGRATED	DUAL STATION	HM-EX JOYSTICK / AP
-------------------------	----------------------	-----------------------	----------------------	--------------------------	------------------------	-------------------------------

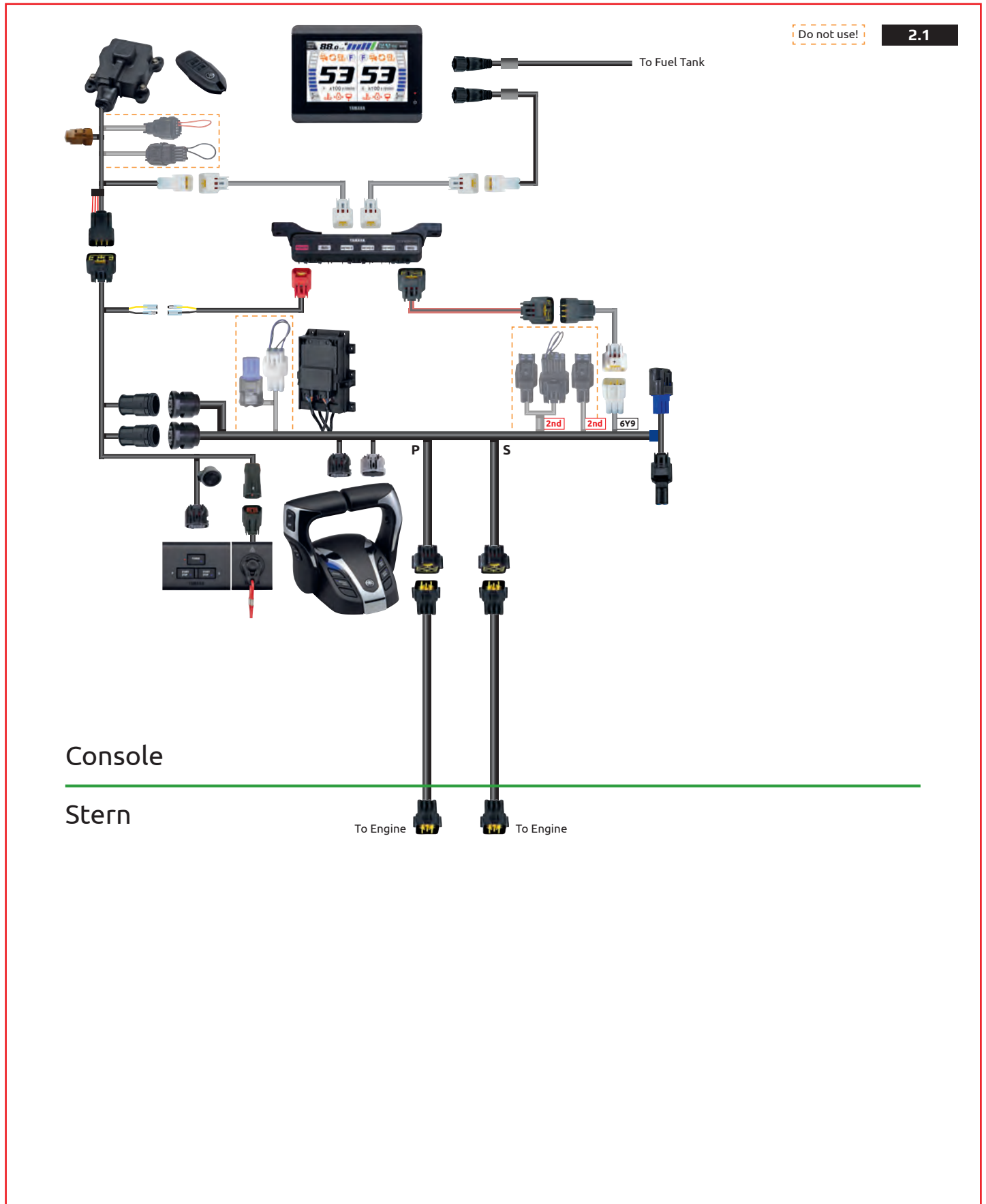


Rigging Diagrams

DBW REMOTE CONTROL (MAIN STATION)

TWIN LEVEL 1

- TWIN ENGINE**
- 6X9 DEC TM**
- CL5 DISPLAY**
- EKS SWITCH**
- DES STEERING**
- SINGLE STATION**



TWIN LEVEL 1 PARTS

	Description	Qty	Note
	6X9-48207-00-00	6X9 DEC Top mount - Twin	1
	6YM-762G0-05-00	CL5 Color Touch Gauge Kit - DEC*	1
LEVEL 1	6X9-762B0-11-00	EKS Kit - Twin	1
	6X6-8258A-21-00	Main harness 16P 8m / 26 ft	1 Other lengths available
	6X6-8258A-31-00	Main harness 16P 10m / 32 ft	1 Other lengths available

* For other display options, check the display section in this guide

KIT CONTENTS

	Description	Qty	Note
6YM-762G0-05-00	CL5 Color Touch Gauge Kit - DEC	1	
6YM-83710-14-00	CL5 Display	1	
6YM-83553-00-00	Conversion Harness	1	0.9 m (3 ft)
6YD-8356N-00-00	Fuel Tank Wire	1	
6Y8-81920-01-00	Multihub	1	
6Y9-83553-00-00	Conversion harness	1	
6Y8-82553-01-00	Main bus wire	1	0.3m (1 ft), other lengths available
6Y8-82521-31-00	Pigtail bus wire	1	1.8m (6 ft), other lengths available
6Y8-83553-02-00	System power supply	1	
6Y8-82582-11-00	Terminal Cap White	2	
6X9-762B0-11-00	EKS Kit - Twin	Qty	Note
6X9-82570-11-00	Power Switch	1	
6X9-82716-32-00	EKS harness	1	
6X9-82570-80-00	Lanyard switch	1	
6X9-86254-00-00	Immobilizer + key Fob (2pcs)	1	433Mhz
6Y8-82521-11-00	Pigtail bus wire	1	0.6m (2 ft)
6Y8-48277-00-00	Sticker	1	

HARNESS OPTIONS

Main harness 16P	Length	Main bus wire	Length	Pigtail bus wire	Length
6X6-8258A-91-00	1.5m (5 ft)	6Y8-82553-01-00	0.3m (1 ft)	6Y8-82521-01-00	0.3m (1 ft)
6X6-8258A-51-00	3.7m (12 ft)	6Y8-82553-50-00	3m (10 ft)	6Y8-82521-11-00	0.6m (2 ft)
6X6-8258A-61-00	5.2m (17 ft)	6Y8-82553-11-00	4.6m (15 ft)	6Y8-82521-21-00	0.9m (3 ft)
6X6-8258A-01-00	6m (19 ft)	6Y8-82553-21-00	6.1m (20 ft)	6Y8-82521-31-00	1.8m (6 ft)
6X6-8258A-11-00	7m (23 ft)	6Y8-82553-31-00	7.6m (25 ft)	6Y8-82521-41-00	2.7m (9 ft)
6X6-8258A-21-00	8m (26 ft)	6Y8-82553-41-00	9.1m (30 ft)	6Y8-82521-51-00	3.6m (12 ft)
6X6-8258A-31-00	10m (32 ft)				
6X6-8258A-41-00	12m (39 ft)				
6X6-8258A-71-00	15m (49 ft)				
6X6-8258A-81-00	24m (79 ft)				

TWIN LEVEL 1 STANDARD PARTS

	Description	Qty	Note	
LEVEL 1	6X9-48207-00-00	6X9 DEC Top mount - Twin	1	
	6YM-762G0-05-00	CL5 Color Touch Gauge Kit - DEC*	1	
	6X9-762D0-00-00	Immobilizer Kit	1	
	6X6-762B0-00-00	Main Switch Kit	1	All start option 6X6-82570-D0-00
	6X6-8258A-21-00	Main harness 16P 8m / 26 ft	1	Other lengths available
	6X6-8258A-31-00	Main harness 16P 10m / 32 ft	1	Other lengths available

* For other display options, check the display section in this guide

KIT CONTENTS

6YM-762G0-05-00	CL5 Color Touch Gauge Kit - DEC	Qty	Note
6YM-83710-14-00	CL5 Display	1	
6YM-83553-00-00	Conversion Harness	1	0.9 m (3 ft)
6YD-8356N-00-00	Fuel Tank Wire	1	
6Y8-81920-01-00	Multihub	1	
6Y9-83553-00-00	Conversion harness	1	
6Y8-82553-01-00	Main bus wire	1	0.3m (1 ft), other lengths available
6Y8-82521-31-00	Pigtail bus wire	1	1.8m (6 ft), other lengths available
6Y8-83553-02-00	System power supply	1	
6Y8-82582-11-00	Terminal Cap White	2	
6X9-762D0-00-00	Immobilizer Kit	Qty	Note
6X9-86254-00-00	Immobilizer + key Fob (2pcs)	1	433Mhz
6Y8-82521-11-00	Pigtail bus wire	1	0.6m (2 ft)
6Y8-48277-00-00	Sticker	1	

HARNESS OPTIONS

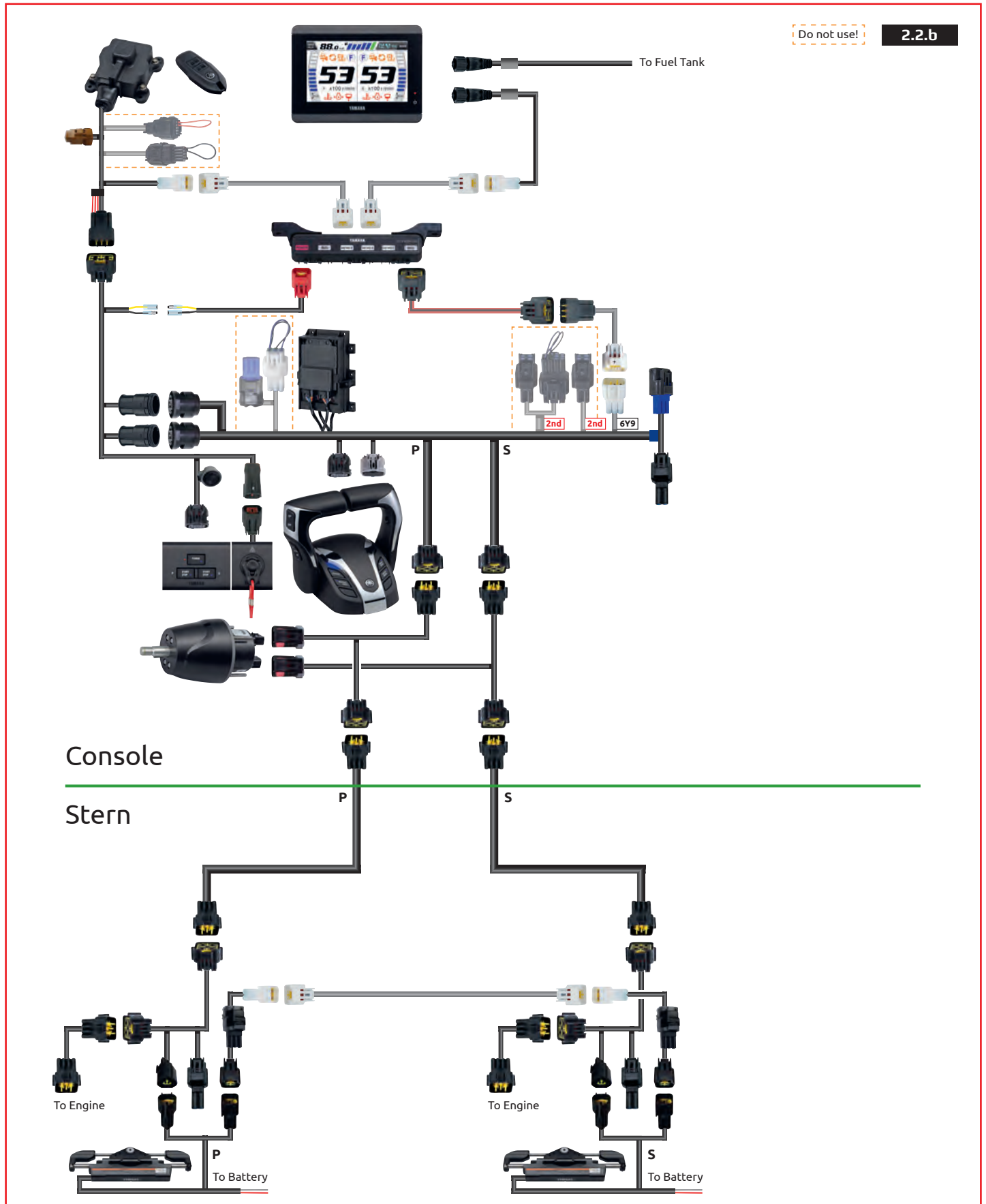
Main harness 16P	Length	Mainbus	Length	Pigtail	Length
6X6-8258A-91-00	1.5m (5 ft)	6Y8-82553-01-00	0.3m (1 ft)	6Y8-82521-01-00	0.3m (1 ft)
6X6-8258A-51-00	3.7m (12 ft)	6Y8-82553-50-00	3m (10 ft)	6Y8-82521-11-00	0.6m (2 ft)
6X6-8258A-61-00	5.2m (17 ft)	6Y8-82553-11-00	4.6m (15 ft)	6Y8-82521-21-00	0.9m (3 ft)
6X6-8258A-01-00	6m (19 ft)	6Y8-82553-21-00	6.1m (20 ft)	6Y8-82521-31-00	1.8m (6 ft)
6X6-8258A-11-00	7m (23 ft)	6Y8-82553-31-00	7.6m (25 ft)	6Y8-82521-41-00	2.7m (9 ft)
6X6-8258A-21-00	8m (26 ft)	6Y8-82553-41-00	9.1m (30 ft)	6Y8-82521-51-00	3.6m (12 ft)
6X6-8258A-31-00	10m (32 ft)				
6X6-8258A-41-00	12m (39 ft)				
6X6-8258A-71-00	15m (49 ft)				
6X6-8258A-81-00	24m (79 ft)				

Rigging Diagrams

DBW REMOTE CONTROL (MAIN STATION)

TWIN LEVEL 2 BOLT-ON

TWIN ENGINE	6X9 DEC TM	CL5 DISPLAY	EKS SWITCH	DES BOLT-ON	SINGLE STATION
-----------------------	----------------------	-----------------------	----------------------	-----------------------	--------------------------



TWIN LEVEL 2 BOLT-ON PARTS

	Description	Qty	Note	
LEVEL 1	6X9-48207-00-00	6X9 DEC Top mount - Twin	1	
	6YM-762G0-05-00	CL5 Color Touch Gauge Kit - DEC*	1	
	6X9-762B0-11-00	EKS Kit - Twin	1	
	6X6-8258A-21-00	Main harness 16P 8m / 26 ft	1	Other lengths available
	6X6-8258A-31-00	Main harness 16P 10m / 32 ft	1	Other lengths available
LEVEL 2	6X9-762S0-01-00	Bolt-on DES KIT	2	
	6X9-438A0-00-00	Steering actuator harness 2.4m / 8 ft	2	Other lengths available
	6X6-8258A-51-00	Main harness 16P 3.7m / 12 ft	2	Other lengths available
	6X9-615A0-00-00	Compact Helm unit	1	Tilt type available (Kit: 6GR-762H0-01-00)
	6Y8-82521-11-00	Pigtail bus wire 0.6m / 2 ft	1	Other lengths available
	6GR-81115-00-00	SCU link harness (Port/Stbd) 1.5m (5 ft)	2	Other lengths available
	6GR-8258A-11-00	Helm harness Main St Twin/Triple/Quad 0.9m / 3 ft	2	Other lengths available

* For other display options, check the display section in this guide

KIT CONTENTS

Part Number	Description	Qty	Note
6YM-762G0-05-00	CL5 Color Touch Gauge Kit - DEC	1	
6YM-83710-14-00	CL5 Display	1	
6YM-83553-00-00	Conversion Harness	1	0.9 m (3 ft)
6YD-8356N-00-00	Fuel Tank Wire	1	
6Y8-81920-01-00	Multihub	1	
6Y9-83553-00-00	Conversion harness	1	
6Y8-82553-01-00	Main bus wire	1	0.3m (1 ft), other lengths available
6Y8-82521-31-00	Pigtail bus wire	1	1.8m (6 ft), other lengths available
6Y8-83553-02-00	System power supply	1	
6Y8-82582-11-00	Terminal Cap White	2	

Part Number	Description	Qty	Note
6X9-762B0-11-00	EKS Kit - Twin	1	
6X9-82570-11-00	Power Switch	1	
6X9-82716-32-00	EKS harness	1	
6X9-82570-80-00	Lanyard switch	1	
6X9-86254-00-00	Immobilizer + key fob (2pcs)	1	433Mhz
6Y8-82521-11-00	Pigtail bus wire	1	0.6m (2 ft)
6Y8-48277-00-00	Sticker	1	

Part Number	Description	Qty	Note
6X9-762S0-01-00	Bolt-on DES KIT	1	
6X9-42401-00-00	Actuator	1	
6X9-8258A-90-00	Split Harness	1	

HARNESS OPTIONS

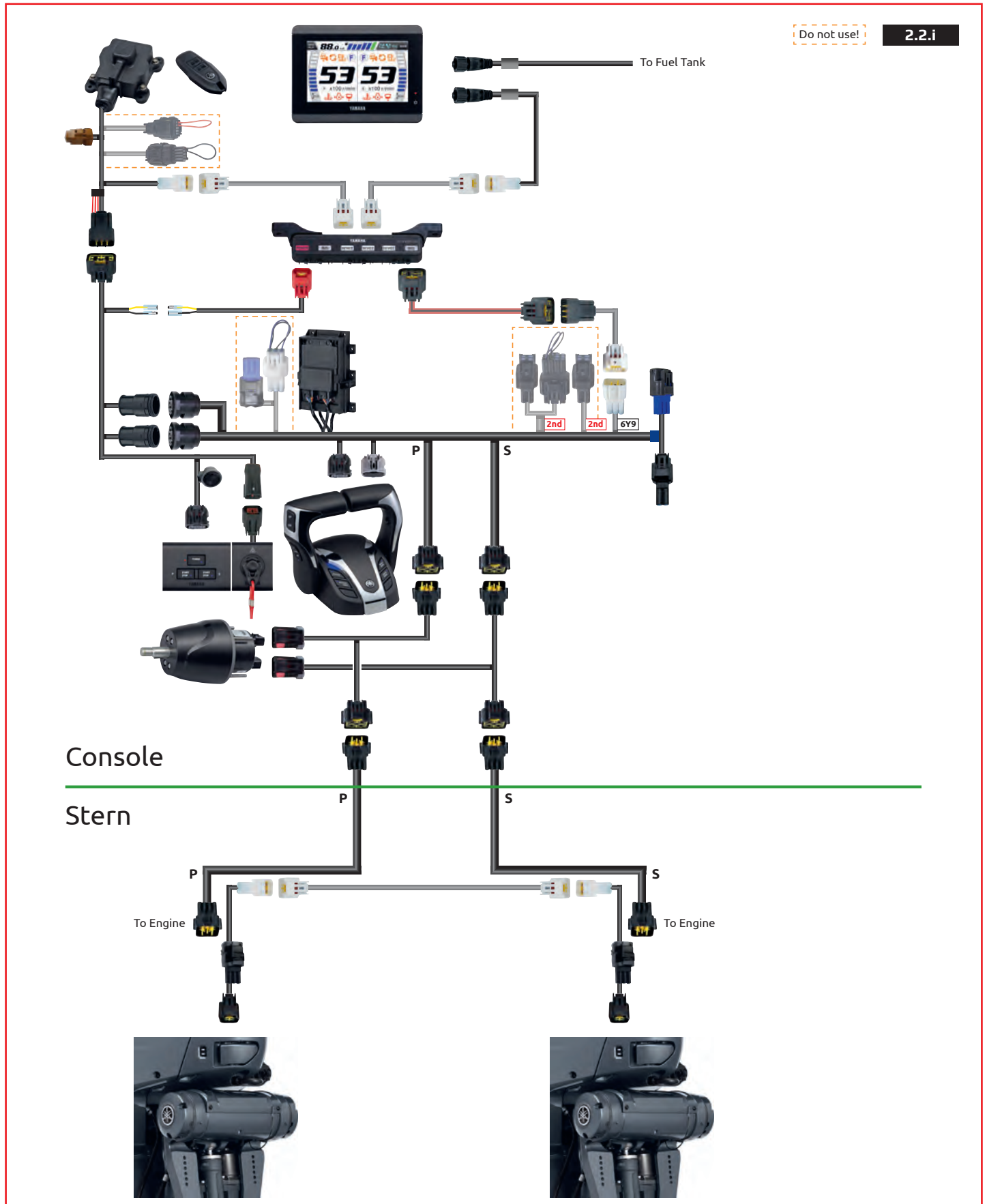
Main harness 16P	Length	Main bus wire	Length	Pigtail bus wire	Length
6X6-8258A-91-00	1.5m (5 ft)	6Y8-82553-01-00	0.3m (1 ft)	6Y8-82521-01-00	0.3m (1 ft)
6X6-8258A-51-00	3.7m (12 ft)	6Y8-82553-50-00	3m (10 ft)	6Y8-82521-11-00	0.6m (2 ft)
6X6-8258A-61-00	5.2m (17 ft)	6Y8-82553-11-00	4.6m (15 ft)	6Y8-82521-21-00	0.9m (3 ft)
6X6-8258A-01-00	6m (19 ft)	6Y8-82553-21-00	6.1m (20 ft)	6Y8-82521-31-00	1.8m (6 ft)
6X6-8258A-11-00	7m (23 ft)	6Y8-82553-31-00	7.6m (25 ft)	6Y8-82521-41-00	2.7m (9 ft)
6X6-8258A-21-00	8m (26 ft)	6Y8-82553-41-00	9.1m (30 ft)	6Y8-82521-51-00	3.6m (12 ft)
6X6-8258A-31-00	10m (32 ft)				
6X6-8258A-41-00	12m (39 ft)	Steering Actuator Harness	Length	Helm Harness	Length
6X6-8258A-71-00	15m (49 ft)	6X9-438A0-00-00	2.4m (8 ft)	6GR-8258A-11-00	0.9m (3 ft)
6X6-8258A-81-00	24m (79 ft)	6X9-438A0-10-00	4.5m (15 ft)	6GR-8258A-51-00	1.8m (6 ft)
		6X9-438A0-20-00	2.4m (8 ft) U-Shape	6GR-8258A-60-00	2.7m (9 ft)
SCU Link harness P/S	Length	6X9-438A0-40-00	2.4m (8 ft) Straight with no bulkhead		
6X9-81115-00-00	0.3m (1 ft)				
6GR-81115-00-00	1.5m (5 ft)				
6GR-81115-10-00	3.0m (10 ft)				

Rigging Diagrams

DBW REMOTE CONTROL (MAIN STATION)

TWIN LEVEL 2 INTEGRATED

TWIN ENGINE	6X9 DEC TM	CL5 DISPLAY	EKS SWITCH	DES INTEGRATED	SINGLE STATION
-----------------------	----------------------	-----------------------	----------------------	--------------------------	--------------------------



TWIN LEVEL 2 INTEGRATED PARTS

	Description	Qty	Note	
LEVEL 1	6X9-48207-00-00	6X9 DEC Top mount - Twin	1	
	6YM-762G0-05-00	CL5 Color Touch Gauge Kit - DEC*	1	
	6X9-762B0-11-00	EKS Kit - Twin	1	
	6X6-8258A-21-00	Main harness 16P 8m / 26 ft	1	Other lengths available
	6X6-8258A-31-00	Main harness 16P 10m / 32 ft	1	Other lengths available
LEVEL 2	6X9-615A0-00-00	Compact Helm unit	1	Tilt type available (Kit: 6GR-762H0-01-00)
	6GR-81115-00-00	SCU link harness (Port/ Stbd) 1.5m (5 ft)	2	Other lengths available
	6Y8-82521-11-00	Pigtail bus wire 0.6m / 2 ft	1	Other lengths available
	6GR-8258A-11-00	Helm harness Main St Twin/Triple/Quad 0.9m / 3 ft	2	Other lengths available

* For other display options, check the display section in this guide

KIT CONTENTS

Part Number	Description	Qty	Note
6YM-762G0-05-00	CL5 Color Touch Gauge Kit - DEC	1	
6YM-83710-14-00	CL5 Display	1	
6YM-83553-00-00	Conversion Harness	1	0.9 m (3 ft)
6YD-8356N-00-00	Fuel Tank Wire	1	
6Y8-81920-01-00	Multihub	1	
6Y9-83553-00-00	Conversion harness	1	
6Y8-82553-01-00	Main bus wire	1	0.3m (1 ft), other lengths available
6Y8-82521-31-00	Pigtail bus wire	1	1.8m (6 ft), other lengths available
6Y8-83553-02-00	System power supply	1	
6Y8-82582-11-00	Terminal Cap White	2	

Part Number	Description	Qty	Note
6X9-762B0-11-00	EKS Kit - Twin	1	
6X9-82570-11-00	Power Switch	1	
6X9-82716-32-00	EKS harness	1	
6X9-82570-80-00	Lanyard switch	1	
6X9-86254-00-00	Immobilizer + key Fob (2pcs)	1	433Mhz
6Y8-82521-11-00	Pigtail bus wire	1	0.6m (2 ft)
6Y8-48277-00-00	Sticker	1	

HARNESS OPTIONS

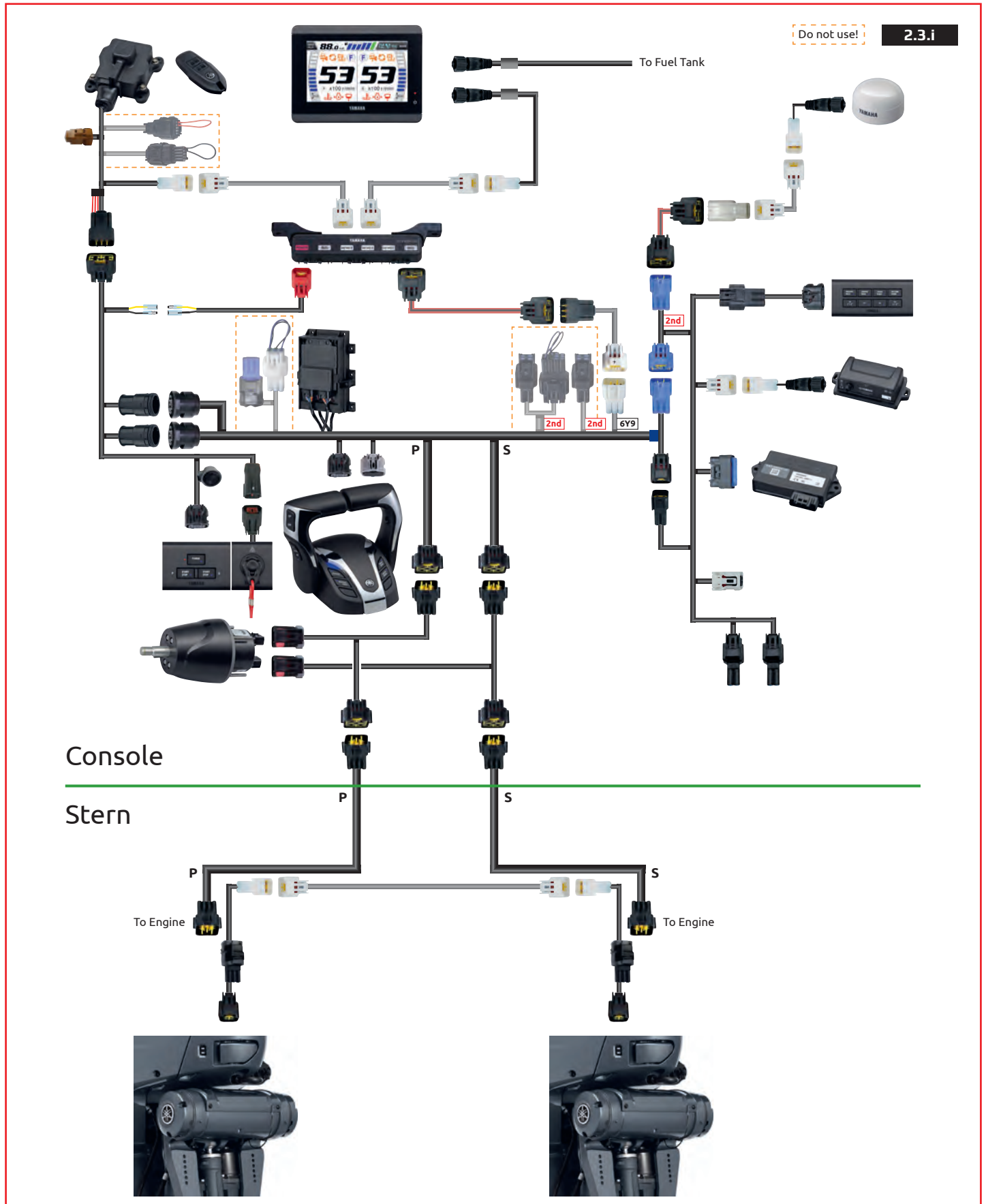
Main harness 16P	Length	Main bus wire	Length	Pigtail bus wire	Length
6X6-8258A-91-00	1.5m (5 ft)	6Y8-82553-01-00	0.3m (1 ft)	6Y8-82521-01-00	0.3m (1 ft)
6X6-8258A-51-00	3.7m (12 ft)	6Y8-82553-50-00	3m (10 ft)	6Y8-82521-11-00	0.6m (2 ft)
6X6-8258A-61-00	5.2m (17 ft)	6Y8-82553-11-00	4.6m (15 ft)	6Y8-82521-21-00	0.9m (3 ft)
6X6-8258A-01-00	6m (19 ft)	6Y8-82553-21-00	6.1m (20 ft)	6Y8-82521-31-00	1.8m (6 ft)
6X6-8258A-11-00	7m (23 ft)	6Y8-82553-31-00	7.6m (25 ft)	6Y8-82521-41-00	2.7m (9 ft)
6X6-8258A-21-00	8m (26 ft)	6Y8-82553-41-00	9.1m (30 ft)	6Y8-82521-51-00	3.6m (12 ft)
6X6-8258A-31-00	10m (32 ft)				
6X6-8258A-41-00	12m (39 ft)	Helm Harness	Length	SCU Link harness P/S	Length
6X6-8258A-71-00	15m (49 ft)	6GR-8258A-11-00	0.9m (3 ft)	6X9-81115-00-00	0.3m (1 ft)
6X6-8258A-81-00	24m (79 ft)	6GR-8258A-51-00	1.8m (6 ft)	6GR-81115-00-00	1.5m (5 ft)
		6GR-8258A-60-00	2.7m (9 ft)	6GR-81115-10-00	3.0m (10 ft)

Rigging Diagrams

DBW REMOTE CONTROL (MAIN STATION)

TWIN LEVEL 3 INTEGRATED

TWIN ENGINE	6X9 DEC TM	CL5 DISPLAY	EKS SWITCH	DES INTEGRATED	SINGLE STATION	HM-EX AUTOPILOT
-----------------------	----------------------	-----------------------	----------------------	--------------------------	--------------------------	---------------------------



TWIN LEVEL 3 INTEGRATED PARTS

	Description	Qty	Note	
LEVEL 1	6X9-48207-00-00	6X9 DEC Top mount - Twin	1	
	6YM-762G0-05-00	CL5 Color Touch Gauge Kit - DEC*	1	
	6X9-762B0-11-00	EKS Kit - Twin	1	
	6X6-8258A-21-00	Main harness 16P 26ft / 8m	1	Other lengths available
	6X6-8258A-31-00	Main harness 16P 32ft / 10m	1	Other lengths available
LEVEL 2	6X9-615A0-00-00	Compact Helm unit	1	Tilt type available (Kit: 6GR-762H0-01-00)
	6GR-81115-00-00	SCU link harness (Port/ Stbd) 1.5m (5 ft)	2	Other lengths available
	6Y8-82521-11-00	Pigtail bus wire 0.6m / 2 ft	1	Other lengths available
	6GR-8258A-11-00	Helm harness Main St Twin/Triple/Quad 0.9m / 3 ft	2	Other lengths available
	**	Auto Pilot Kit	1	
LEVEL 3	6Y8-82553-50-00	Main bus wire 3m / 10 ft	1	Other length available
	6Y8-82521-01-00	Pigtail bus wire 0.3m / 1 ft	1	Other length available
	6X9-82521-00-00	BCU Extention Harness 4.6m / 15 ft	1	(Optional) Other length available

Level 3 requires an compatible multi-function display for map functions
 * For other display options, check the display section in this guide | ** Order at the local distributor sales department

KIT CONTENTS

Part Number	Description	Qty	Note
6YM-762G0-05-00	CL5 Color Touch Gauge Kit - DEC	1	
6YM-83710-14-00	CL5 Display	1	
6YM-83553-00-00	Conversion Harness	1	0.9 m (3 ft)
6YD-8356N-00-00	Fuel Tank Wire	1	
6Y8-81920-01-00	Multihub	1	
6Y9-83553-00-00	Conversion harness	1	
6Y8-82553-01-00	Main bus wire	1	0.3m (1 ft), other lengths available
6Y8-82521-31-00	Pigtail bus wire	1	1.8m (6 ft), other lengths available
6Y8-83553-02-00	System power supply	1	
6Y8-82582-11-00	Terminal Cap White	2	

Part Number	Description	Qty	Note	**	Autopilot Kit	Qty	Note
6X9-762B0-11-00	EKS Kit - Twin	1		6X9-8253V-01-00	Autopilot panel	1	
6X9-82570-11-00	Power Switch	1		6X9-88107-01-00	GPS antenna	1	
6X9-82716-32-00	EKS harness	1		6X9-8A410-01-00	Heading sensor	1	
6X9-82570-80-00	Lanyard switch	1		6X9-8591T-13-00	Boat Control Unit	1	
6X9-86254-00-00	Immobilizer + key fob (2pcs)	1	433Mhz	6Y8-81920-11-00	Single hub	1	
6Y8-82521-11-00	Pigtail bus wire	1	0.6m (2 ft)	6X9-82386-01-00	BCU Harness	1	Ext. available
6Y8-48277-00-00	Sticker	1		6YM-83553-00-00	Conversion harness	2	0.9m (3 ft)

** Order at the local distributor sales department

HARNESS OPTIONS

Main harness 16P	Length	Main bus wire	Length	Pigtail bus wire	Length
6X6-8258A-91-00	1.5m (5 ft)	6Y8-82553-01-00	0.3m (1 ft)	6Y8-82521-01-00	0.3m (1 ft)
6X6-8258A-51-00	3.7m (12 ft)	6Y8-82553-50-00	3m (10 ft)	6Y8-82521-11-00	0.6m (2 ft)
6X6-8258A-61-00	5.2m (17 ft)	6Y8-82553-11-00	4.6m (15 ft)	6Y8-82521-21-00*	0.9m (3 ft)
6X6-8258A-01-00	6m (19 ft)	6Y8-82553-21-00	6.1m (20 ft)	6Y8-82521-31-00	1.8m (6 ft)
6X6-8258A-11-00	7m (23 ft)	6Y8-82553-31-00	7.6m (25 ft)	6Y8-82521-41-00	2.7m (9 ft)
6X6-8258A-21-00	8m (26 ft)	6Y8-82553-41-00	9.1m (30 ft)	6Y8-82521-51-00	3.6m (12 ft)
6X6-8258A-31-00	10m (32 ft)			* Max length GPS antenna connection	
6X6-8258A-41-00	12m (39 ft)	Helm Harness	Length	SCU Link harness P/S	Length
6X6-8258A-71-00	15m (49 ft)	6GR-8258A-11-00	0.9m (3 ft)	6X9-81115-00-00	0.3m (1 ft)
6X6-8258A-81-00	24m (79 ft)	6GR-8258A-51-00	1.8m (6 ft)	6GR-81115-00-00	1.5m (5 ft)
		6GR-8258A-60-00	2.7m (9 ft)	6GR-81115-10-00	3.0m (10 ft)
Extension for Prop lights	Length	BCU Extention Harness	Length		
6X9-82586-20-00	6m (19 ft)	6X9-82521-00-00	4.6m (15 ft)		
6X9-82586-30-00	9.1m (30 ft)	6X9-82521-10-00	9.1m (30 ft)		
6X9-82586-40-00	12.2m (40 ft)				

TWIN LEVEL 3-4 BOLT-ON PARTS

	Description	Qty	Note	
LEVEL 1	6X9-48207-00-00	6X9 DEC Top mount - Twin	1	
	6YM-762G0-05-00	CL5 Color Touch Gauge Kit - DEC*	1	
	6X9-762B0-11-00	EKS Kit - Twin	1	
	6X6-8258A-21-00	Main harness 16P 26ft / 8m	1	Other lengths available
	6X6-8258A-31-00	Main harness 16P 32ft / 10m	1	Other lengths available
LEVEL 2	6X9-762S0-01-00	Bolt-on DES KIT	2	
	6X9-438A0-00-00	Steering actuator harness 2.4m / 8 ft	2	Other lengths available
	6X6-8258A-51-00	Main harness 16P 3.7m / 12 ft	2	Other lengths available
	6X9-615A0-00-00	Compact Helm unit	1	Tilt type available (Kit: 6GR-762H0-01-00)
	6Y8-82521-11-00	Pigtail bus wire 0.6m / 2 ft	1	Other lengths available
	6GR-81115-00-00	SCU link harness (Port/Stbd) 1.5m (5 ft)	2	Other lengths available
LEVEL 3-4	6GR-8258A-11-00	Helm harness Main St Twin/Triple/Quad 0.9m / 3 ft	2	Other lengths available
	**	Joystick/AP Kit - Twin	1	
	6Y8-82553-50-00	Main bus wire 3m / 10 ft	1	Other lengths available
	6Y8-82521-01-00	Pigtail bus wire 0.3m / 1 ft	1	Other lengths available

Level 4 requires an compatible multi-function display for map functions
 * For other display options, check the display section in this guide | ** Order at the local distributor sales department

KIT CONTENTS

Part Number	Description	Qty	Note
6YM-762G0-05-00	CL5 Color Touch Gauge Kit - DEC	1	
6YM-83710-14-00	CL5 Display	1	
6YM-83553-00-00	Conversion Harness	1	0.9 m (3 ft)
6YD-8356N-00-00	Fuel Tank Wire	1	
6Y8-81920-01-00	Multihub	1	
6Y9-83553-00-00	Conversion harness	1	
6Y8-82553-01-00	Main bus wire	1	0.3m (1 ft), other lengths available
6Y8-82521-31-00	Pigtail bus wire	1	1.8m (6 ft), other lengths available
6Y8-83553-02-00	System power supply	1	
6Y8-82582-11-00	Terminal Cap White	2	

Part Number	Description	Qty	Note	Part Number	Description	Qty	Note
6X9-762B0-11-00	EKS Kit - Twin			**	Joystick/AP Kit - Twin		
6X9-82570-11-00	Power Switch	1		6X9-8253V-01-00	Autopilot panel	1	
6X9-82716-32-00	EKS harness	1		6X9-88107-01-00	GPS antenna	1	
6X9-82570-80-00	Lanyard switch	1		6X9-8A410-01-00	Heading sensor	1	
6X9-86254-00-00	Immobilizer + key fob (2pcs)	1	433Mhz	6X9-8591T-23-00	Boat Control Unit	1	
6Y8-82521-11-00	Pigtail bus wire	1	0.6m (2 ft)	6Y8-81920-11-00	Single hub	1	
6Y8-48277-00-00	Sticker	1		6X9-82386-01-00	BCU Harness	1	Ext. available
6X9-762S0-01-00	Bolt-on DES KIT			6YM-83553-00-00	Conversion harness	2	0.9m (3 ft)
6X9-42401-00-00	Actuator	1		6X9-482A0-01-00	Joystick Assy	1	level 4 only
6X9-8258A-90-00	Split Harness	1		6ES-83720-02-00	Prop lights	2	level 4 only

** Order at the local distributor sales department

HARNESS OPTIONS

Main harness 16P	Length	Main bus wire	Length	Pigtail bus wire	Length
6X6-8258A-91-00	1.5m (5 ft)	6Y8-82553-01-00	0.3m (1 ft)	6Y8-82521-01-00	0.3m (1 ft)
6X6-8258A-51-00	3.7m (12 ft)	6Y8-82553-50-00	3m (10 ft)	6Y8-82521-11-00	0.6m (2 ft)
6X6-8258A-61-00	5.2m (17 ft)	6Y8-82553-11-00	4.6m (15 ft)	6Y8-82521-21-00*	0.9m (3 ft)
6X6-8258A-01-00	6m (19 ft)	6Y8-82553-21-00	6.1m (20 ft)	6Y8-82521-31-00	1.8m (6 ft)
6X6-8258A-11-00	7m (23 ft)	6Y8-82553-31-00	7.6m (25 ft)	6Y8-82521-41-00	2.7m (9 ft)
6X6-8258A-21-00	8m (26 ft)	6Y8-82553-41-00	9.1m (30 ft)	6Y8-82521-51-00	3.6m (12 ft)
6X6-8258A-31-00	10m (32 ft)			* Max length GPS antenna connection	
6X6-8258A-41-00	12m (39 ft)	Steering Actuator Harness	Length	Helm Harness	Length
6X6-8258A-71-00	15m (49 ft)	6X9-438A0-00-00	2.4m (8 ft)	6GR-8258A-11-00	0.9m (3 ft)
6X6-8258A-81-00	24m (79 ft)	6X9-438A0-10-00	4.5m (15 ft)	6GR-8258A-51-00	1.8m (6 ft)
		6X9-438A0-20-00	2.4m (8 ft) U-Shape	6GR-8258A-60-00	2.7m (9 ft)
SCU Link harness P/S	Length	6X9-438A0-40-00	2.4m (8 ft) Straight with no bulkhead	BCU Extention Harness	Length
6X9-81115-00-00	0.3m (1 ft)			6X9-82521-00-00	4.6m (15 ft)
6GR-81115-00-00	1.5m (5 ft)	Extension for Prop lights	Length	6X9-82521-10-00	9.1m (30 ft)
6GR-81115-10-00	3.0m (10 ft)	6X9-82586-20-00	6m (19 ft)		
		6X9-82586-30-00	9.1m (30 ft)		
		6X9-82586-40-00	12.2m (40 ft)		

TWIN LEVEL 3-4 INTEGRATED PARTS

	Description	Qty	Note	
LEVEL 1	6X9-48207-00-00	6X9 DEC Top mount - Twin	1	
	6YM-762G0-05-00	CL5 Color Touch Gauge Kit - DEC*	1	
	6X9-762B0-11-00	EKS Kit - Twin	1	
	6X6-8258A-21-00	Main harness 16P 26ft / 8m	1	Other lengths available
	6X6-8258A-31-00	Main harness 16P 32ft / 10m	1	Other lengths available
LEVEL 2	6X9-615A0-00-00	Compact Helm unit	1	Tilt type available (Kit: 6GR-762H0-01-00)
	6GR-81115-00-00	SCU link harness (Port/ Stbd) 1.5m (5 ft)	2	Other lengths available
	6Y8-82521-11-00	Pigtail bus wire 0.6m / 2 ft	1	Other lengths available
	6GR-8258A-11-00	Helm harness Main St Twin/Triple/Quad 0.9m / 3 ft	2	Other lengths available
LEVEL 3-4	**	Joystick/AP Kit - Twin	1	
	6Y8-82553-50-00	Main bus wire 3m / 10 ft	1	Other lengths available
	6Y8-82521-01-00	Pigtail bus wire 0.3m / 1 ft	1	Other lengths available

Level 4 requires an compatible multi-function display for map functions
 * For other display options, check the display section in this guide | ** Order at the local distributor sales department

KIT CONTENTS

Part Number	Description	Qty	Note
6YM-762G0-05-00	CL5 Color Touch Gauge Kit - DEC	1	
6YM-83710-14-00	CL5 Display	1	
6YM-83553-00-00	Conversion Harness	1	0.9 m (3 ft)
6YD-8356N-00-00	Fuel Tank Wire	1	
6Y8-81920-01-00	Multihub	1	
6Y9-83553-00-00	Conversion harness	1	
6Y8-82553-01-00	Main bus wire	1	0.3m (1 ft), other lengths available
6Y8-82521-31-00	Pigtail bus wire	1	1.8m (6 ft), other lengths available
6Y8-83553-02-00	System power supply	1	
6Y8-82582-11-00	Terminal Cap White	2	

Part Number	Description	Qty	Note	Order at Sales**	Description	Qty	Note
6X9-762B0-11-00	EKS Kit - Twin	1		6X9-8253V-01-00	Autopilot panel	1	
6X9-82570-11-00	Power Switch	1		6X9-88107-01-00	GPS antenna	1	
6X9-82716-32-00	EKS harness	1		6X9-8A410-01-00	Heading sensor	1	
6X9-82570-80-00	Lanyard switch	1		6X9-8591T-23-00	Boat Control Unit	1	
6X9-86254-00-00	Immobilizer + key fob (2pcs)	1	433Mhz	6Y8-81920-11-00	Single hub	1	
6Y8-82521-11-00	Pigtail bus wire	1	0.6m (2 ft)	6X9-82386-01-00	BCU Harness	1	Ext. available
6Y8-48277-00-00	Sticker	1		6YM-83553-00-00	Conversion harness	2	0.9m (3 ft)
				6X9-482A0-01-00	Joystick Assy	1	level 4 only
				6ES-83720-02-00	Prop lights	2	level 4 only

** Order at the local distributor sales department

HARNESS OPTIONS

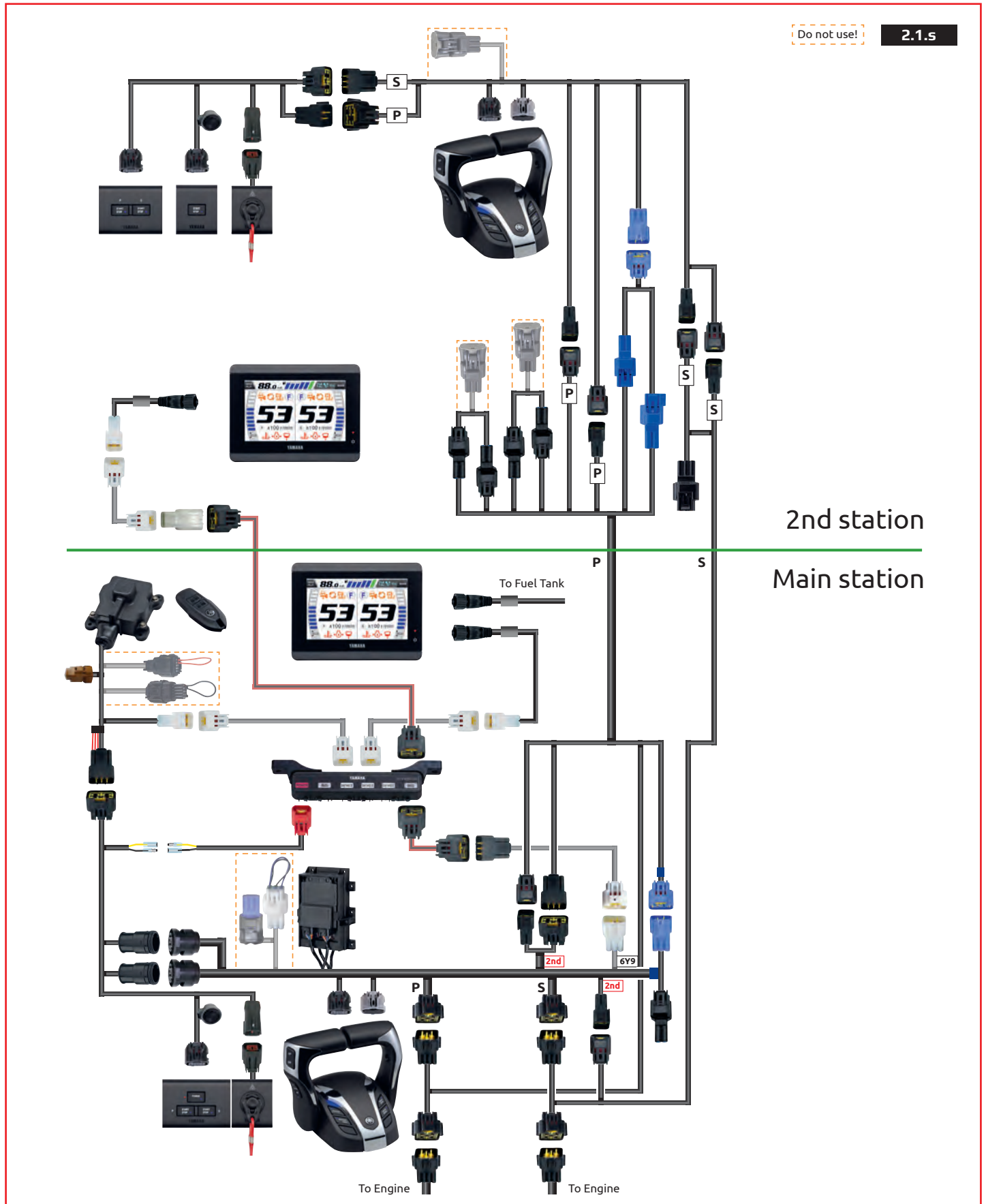
Main harness 16P	Length	Main bus wire	Length	Pigtail bus wire	Length
6X6-8258A-91-00	1.5m (5 ft)	6Y8-82553-01-00	0.3m (1 ft)	6Y8-82521-01-00	0.3m (1 ft)
6X6-8258A-51-00	3.7m (12 ft)	6Y8-82553-50-00	3m (10 ft)	6Y8-82521-11-00	0.6m (2 ft)
6X6-8258A-61-00	5.2m (17 ft)	6Y8-82553-11-00	4.6m (15 ft)	6Y8-82521-21-00*	0.9m (3 ft)
6X6-8258A-01-00	6m (19 ft)	6Y8-82553-21-00	6.1m (20 ft)	6Y8-82521-31-00	1.8m (6 ft)
6X6-8258A-11-00	7m (23 ft)	6Y8-82553-31-00	7.6m (25 ft)	6Y8-82521-41-00	2.7m (9 ft)
6X6-8258A-21-00	8m (26 ft)	6Y8-82553-41-00	9.1m (30 ft)	6Y8-82521-51-00	3.6m (12 ft)
6X6-8258A-31-00	10m (32 ft)			* Max length GPS antenna connection	
6X6-8258A-41-00	12m (39 ft)	Helm Harness	Length	SCU Link harness P/S	Length
6X6-8258A-71-00	15m (49 ft)	6GR-8258A-11-00	0.9m (3 ft)	6X9-81115-00-00	0.3m (1 ft)
6X6-8258A-81-00	24m (79 ft)	6GR-8258A-51-00	1.8m (6 ft)	6GR-81115-00-00	1.5m (5 ft)
		6GR-8258A-60-00	2.7m (9 ft)	6GR-81115-10-00	3.0m (10 ft)
Extension for Prop lights	Length	BCU Extention Harness	Length		
6X9-82586-20-00	6m (19 ft)	6X9-82521-00-00	4.6m (15 ft)		
6X9-82586-30-00	9.1m (30 ft)	6X9-82521-10-00	9.1m (30 ft)		
6X9-82586-40-00	12.2m (40 ft)				

Rigging Diagrams

DBW REMOTE CONTROL (2ND STATION)

TWIN 2ND STATION LEVEL 1

TWIN ENGINE	6X9 DEC TM	CL5 DISPLAY	EKS SWITCH	DES STEERING	DUAL STATION
-----------------------	----------------------	-----------------------	----------------------	------------------------	------------------------



TWIN 2ND STATION LEVEL 1 PARTS

	Description	Qty	Note
	6X9-48207-12-00 6X9 DEC Top mount - twin/tr/Quad	1	2nd station
	6YM-83710-14-00 CL5 Color Touch Gauge*	1	Display only
	6YM-83553-00-00 Conversion Harness for CL5	1	
	6Y8-81920-11-00 Single hub	1	
LEVEL 1	6Y8-82521-11-00 Pigtail bus wire 0.6m / 2 ft	1	Other lengths available
	6Y8-82553-11-00 Main bus wire 4.6m / 15 ft	1	Other lengths available
	6X9-762B0-92-00 EKS Kit - Twin 2nd St	1	
	6X9-8258A-00-00 2nd station harness Port 5m / 16 ft	1	Other lengths available
	6X9-8258A-30-00 2nd station harness Stbd 5m / 16 ft	1	Other lengths available

* For other display options, check the display section in this guide

KIT CONTENTS

Part Number	Description	Qty	Note
6X9-762B0-92-00	EKS Kit - Twin 2nd St		
6X9-82570-B1-00	All Start/Stop Switch	1	
6X9-82570-31-00	Start/Stop Switch	1	
6X9-82716-71-00	EKS harness	1	
6X9-82570-80-00	Lanyard switch	1	

HARNESS OPTIONS

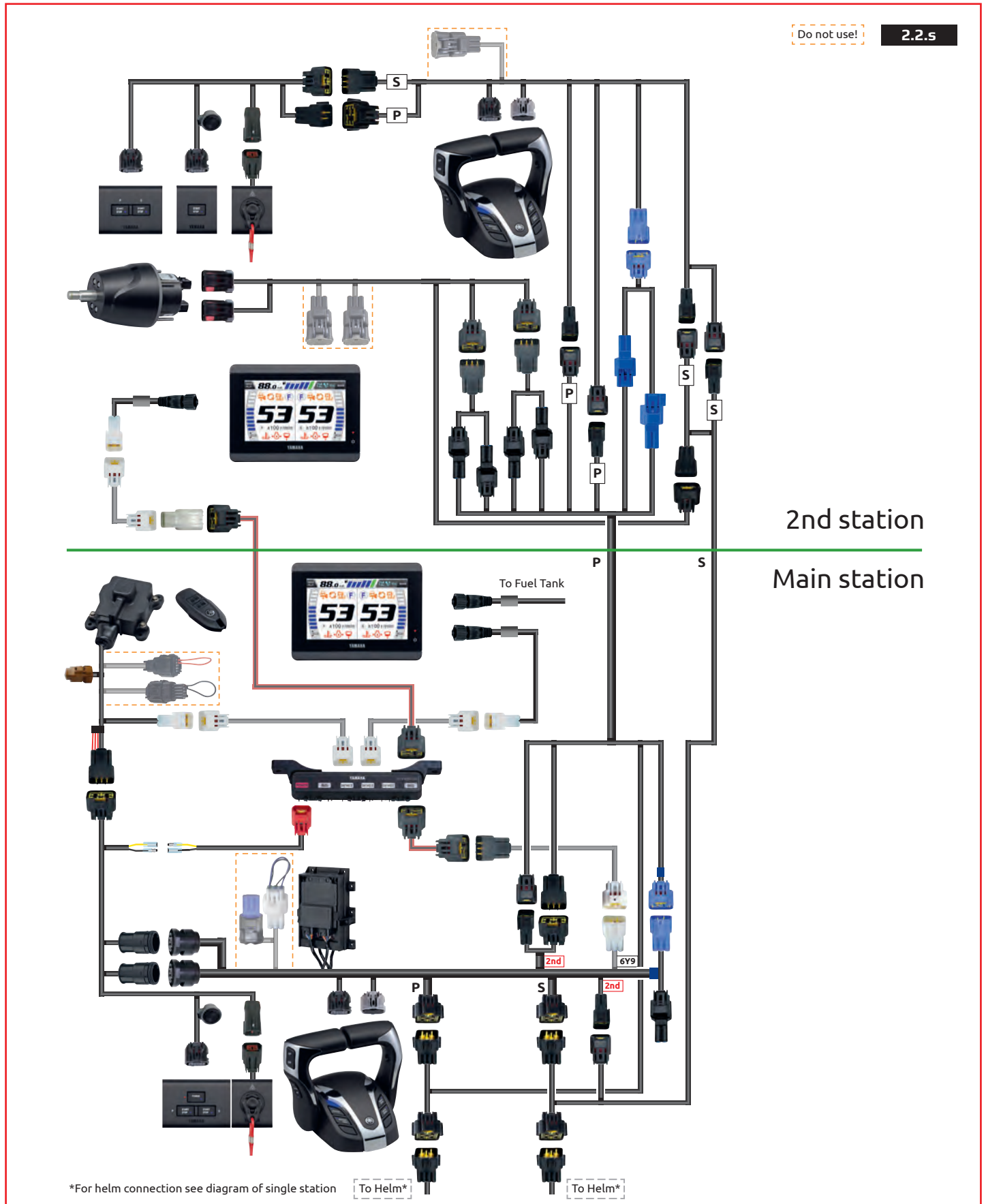
Main bus wire	Length	Pigtail bus wire	Length	2nd helm harness Port	Length
6Y8-82553-01-00	0.3m (1 ft)	6Y8-82521-01-00	0.3m (1 ft)	6X9-8258A-00-00	5m (16 ft)
6Y8-82553-50-00	3m (10 ft)	6Y8-82521-11-00	0.6m (2 ft)	6X9-8258A-10-00	8m (26 ft)
6Y8-82553-11-00	4.6m (15 ft)	6Y8-82521-21-00	0.9m (3 ft)	6X9-8258A-20-00	12m (38 ft)
6Y8-82553-21-00	6.1m (20 ft)	6Y8-82521-31-00	1.8m (6 ft)		
6Y8-82553-31-00	7.6m (25 ft)	6Y8-82521-41-00	2.7m (9 ft)	2nd helm harness Stbd	Length
6Y8-82553-41-00	9.1m (30 ft)	6Y8-82521-51-00	3.6m (12 ft)	6X9-8258A-30-00	5m (16 ft)
				6X9-8258A-40-00	8m (26 ft)
				6X9-8258A-50-00	12m (38 ft)

Rigging Diagrams

DBW REMOTE CONTROL (2ND STATION)

TWIN 2ND STATION LEVEL 2

TWIN ENGINE	6X9 DEC TM	CL5 DISPLAY	EKS SWITCH	DES STEERING	DUAL STATION
-----------------------	----------------------	-----------------------	----------------------	------------------------	------------------------



*For helm connection see diagram of single station

To Helm*

To Helm*

TWIN 2ND STATION LEVEL 2 PARTS

	Description	Qty	Note
LEVEL 1	6X9-48207-12-00	6X9 DEC Top mount - twin/tr/Quad	1 2nd station
	6YM-83710-14-00	CL5 Color Touch Gauge*	1 Display only
	6YM-83553-00-00	Conversion Harness for CL5	1
	6Y8-81920-11-00	Single hub	1
	6Y8-82521-11-00	Pigtail bus wire 0.6m / 2 ft	1 Other lengths available
	6Y8-82553-11-00	Main bus wire 4.6m / 15 ft	1 Other lengths available
	6X9-762B0-92-00	EKS Kit - Twin 2nd St	1
	6X9-8258A-00-00	2nd station harness Port 5m / 16 ft	1 Other lengths available
	6X9-8258A-30-00	2nd station harness Stbd 5m / 16 ft	1 Other lengths available
	6GR-8258A-V0-00	Extension Harness**	2 Only For Integrated Steering
LEVEL 2	6X9-615A0-00-00	Compact Helm unit	1 Tilt type available (Kit: 6GR-762H0-01-00)
	6X9-8258A-B1-00	Helm harness 2nd St Twin 0.9m / 3 ft	1

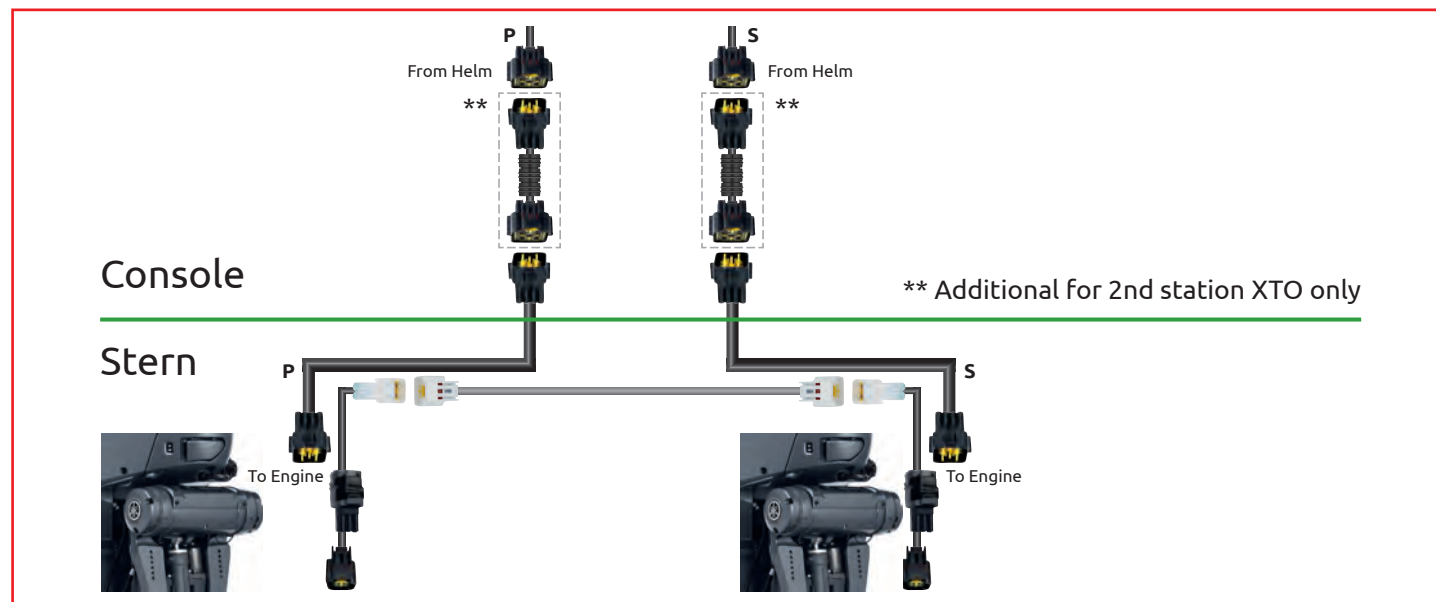
* For other display options, check the display section in this guide

KIT CONTENTS

		Qty	Note
6X9-762B0-92-00	EKS Kit - Twin 2nd St		
6X9-82570-B1-00	All Start/Stop Switch	1	
6X9-82570-31-00	Start/Stop Switch	1	
6X9-82716-71-00	EKS harness	1	
6X9-82570-80-00	Lanyard switch	1	

HARNESS OPTIONS

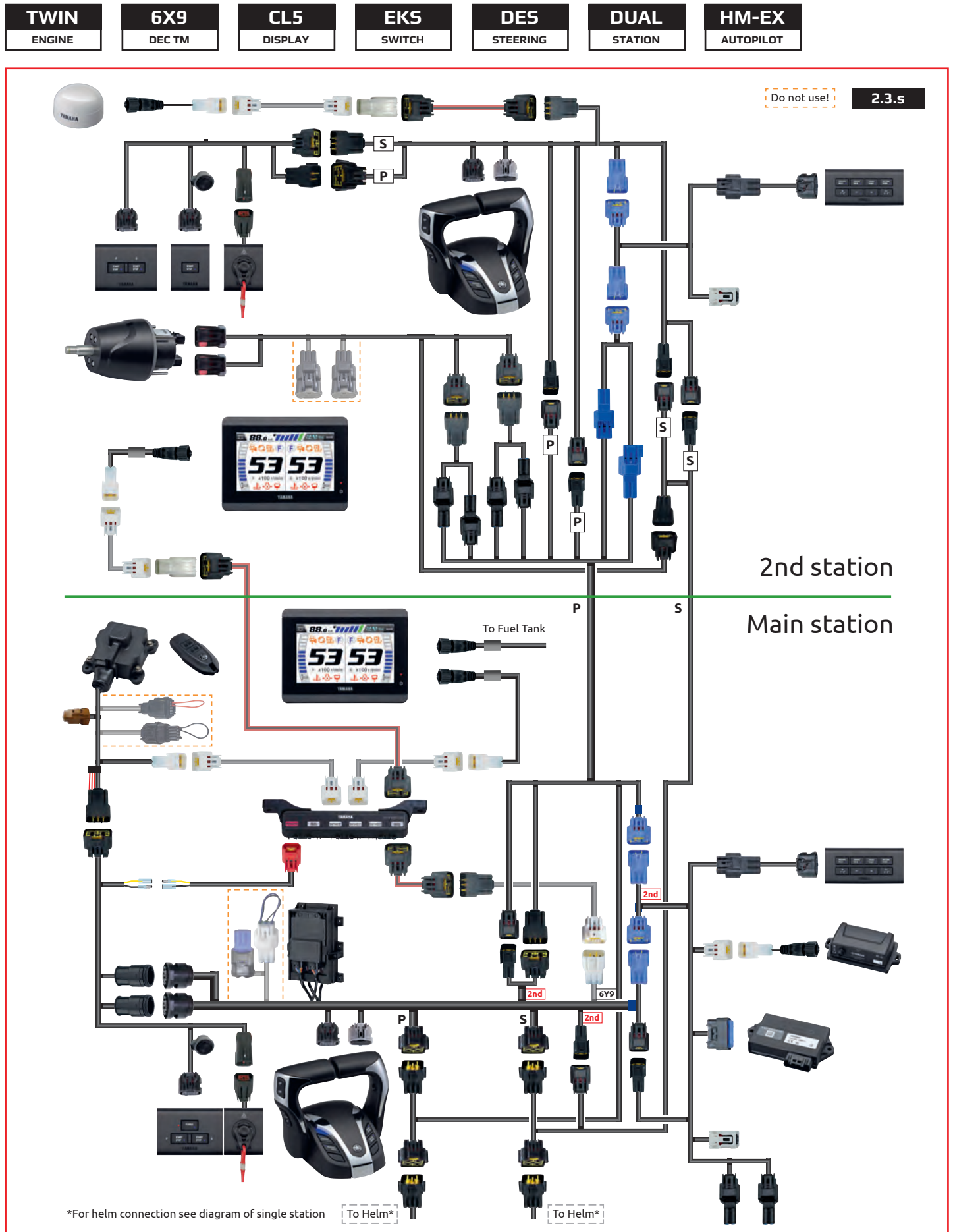
Main bus wire	Length	Pigtail bus wire	Length	2nd helm harness Port	Length
6Y8-82553-01-00	0.3m (1 ft)	6Y8-82521-01-00	0.3m (1 ft)	6X9-8258A-00-00	5m (16 ft)
6Y8-82553-50-00	3m (10 ft)	6Y8-82521-11-00	0.6m (2 ft)	6X9-8258A-10-00	8m (26 ft)
6Y8-82553-11-00	4.6m (15 ft)	6Y8-82521-21-00	0.9m (3 ft)	6X9-8258A-20-00	12m (38 ft)
6Y8-82553-21-00	6.1m (20 ft)	6Y8-82521-31-00	1.8m (6 ft)		
6Y8-82553-31-00	7.6m (25 ft)	6Y8-82521-41-00	2.7m (9 ft)	2nd helm harness Stbd	Length
6Y8-82553-41-00	9.1m (30 ft)	6Y8-82521-51-00	3.6m (12 ft)	6X9-8258A-30-00	5m (16 ft)
				6X9-8258A-40-00	8m (26 ft)
				6X9-8258A-50-00	12m (38 ft)



Rigging Diagrams

DBW REMOTE CONTROL (2ND STATION)

TWIN 2ND STATION LEVEL 3



TWIN 2ND STATION LEVEL 3 PARTS

	Description	Qty	Note
LEVEL 1	6X9-48207-12-00	6X9 DEC Top mount - twin/tr/Quad	1 2nd station
	6YM-83710-14-00	CL5 Color Touch Gauge*	1 Display only
	6YM-83553-00-00	Conversion Harness for CL5	1
	6Y8-81920-11-00	Pigtail bus wire 0.6m / 2 ft	1
	6Y8-82521-11-00	Main bus wire 4.6m / 15 ft	1 Other lengths available
	6Y8-82553-11-00	Main Bus Wire 4.6m (15 ft)	1 Other lengths available
	6X9-762B0-92-00	EKS Kit - Twin 2nd St	1
	6X9-8258A-00-00	2nd station harness Port 5m / 16 ft	1 Other lengths available
	6X9-8258A-30-00	2nd station harness Stbd 5m / 16 ft	1 Other lengths available
	6GR-8258A-V0-00	Extension Harness**	2 Only For Integrated Steering
LEVEL 2	6X9-615A0-00-00	Compact Helm unit	1 Tilt type available (Kit: 6GR-762H0-01-00)
	6X9-8258A-B1-00	Helm harness 2nd St Twin 0.9m / 3 ft	1
LEVEL 3	6X9-762P0-11-00	Auto Pilot Panel kit 2nd station	1
	Level 3 requires an compatible multi-function display for map functions		
* For other display options, check the display section in this guide			

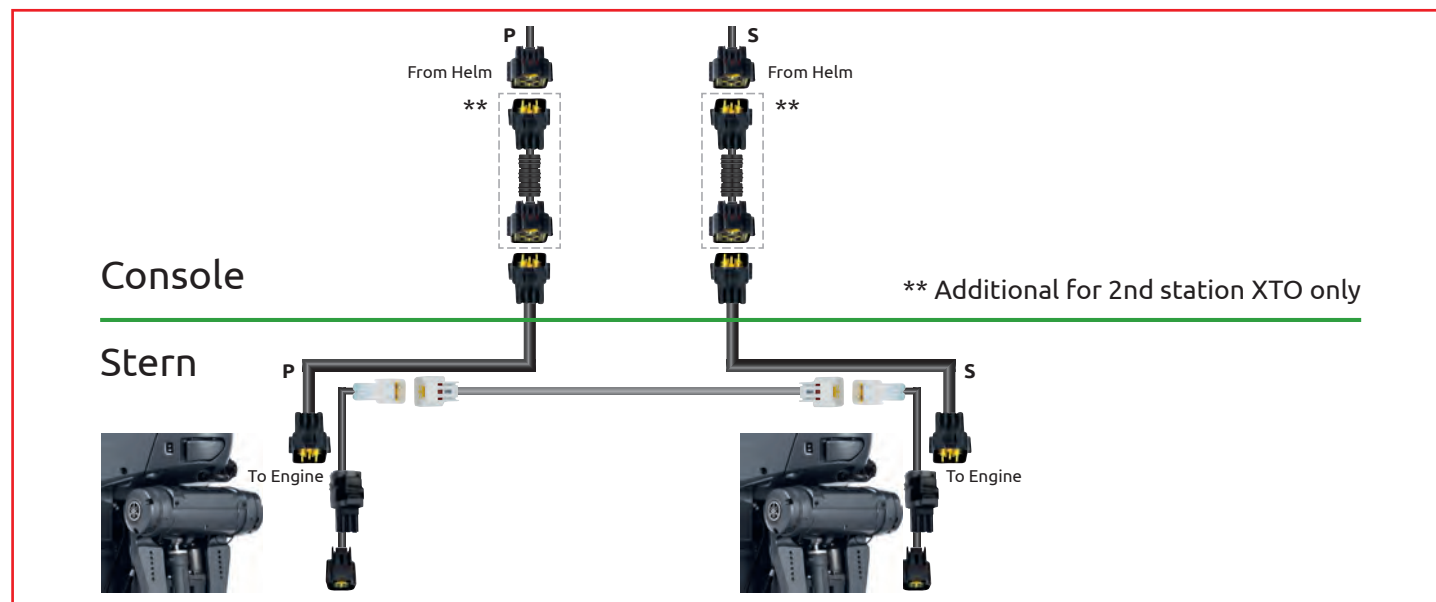
KIT CONTENTS

Part Number	Description	Qty	Note
6X9-762B0-92-00	EKS Kit - Twin 2nd St		
6X9-82570-B1-00	All Start/Stop Switch	1	
6X9-82570-31-00	Start/Stop Switch	1	
6X9-82716-71-00	EKS harness	1	
6X9-82570-80-00	Lanyard switch	1	
6X9-762P0-11-00	Auto Pilot Panel kit 2nd station	Qty	Note
6X9-8253V-01-00	Autopilot panel	1	
6X9-82386-10-00	BCU Harness	1	Extention available

HARNESS OPTIONS

Main bus wire	Length	Pigtail bus wire	Length	2nd helm harness Port	Length
6Y8-82553-01-00	0.3m (1 ft)	6Y8-82521-01-00	0.3m (1 ft)	6X9-8258A-00-00	5m (16 ft)
6Y8-82553-50-00	3m (10 ft)	6Y8-82521-11-00	0.6m (2 ft)	6X9-8258A-10-00	8m (26 ft)
6Y8-82553-11-00	4.6m (15 ft)	6Y8-82521-21-00	0.9m (3 ft)	6X9-8258A-20-00	12m (38 ft)
6Y8-82553-21-00	6.1m (20 ft)	6Y8-82521-31-00	1.8m (6 ft)	2nd helm harness Stbd	
6Y8-82553-31-00	7.6m (25 ft)	6Y8-82521-41-00	2.7m (9 ft)	6X9-8258A-30-00	5m (16 ft)
6Y8-82553-41-00	9.1m (30 ft)	6Y8-82521-51-00	3.6m (12 ft)	6X9-8258A-40-00	8m (26 ft)
BCU Extention Harness				6X9-8258A-50-00	12m (38 ft)
6X9-82521-00-00	4.6m (15 ft)				
6X9-82521-10-00	9.1m (30 ft)				

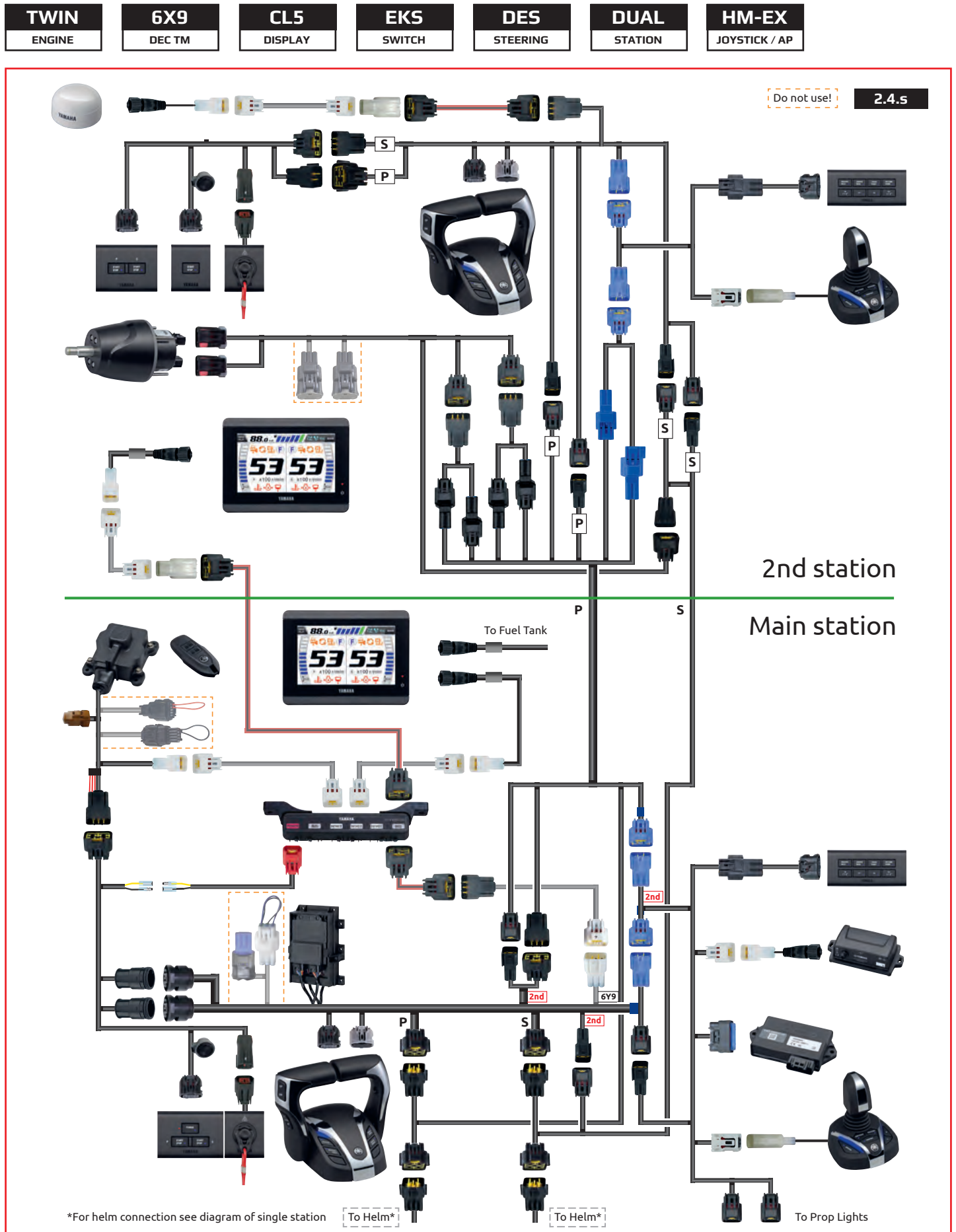
TWIN ENGINE	6X9 DEC TM	CL5 DISPLAY	EKS SWITCH	DES INTEGRATED	DUAL STATION	HM-EX AUTOPILOT
-----------------------	----------------------	-----------------------	----------------------	--------------------------	------------------------	---------------------------



Rigging Diagrams

DBW REMOTE CONTROL (2ND STATION)

TWIN 2ND STATION LEVEL 3-4



TWIN 2ND STATION LEVEL 3-4 PARTS

	Description	Qty	Note
LEVEL 1	6X9-48207-12-00	6X9 DEC Top mount - twin/tr/Quad	1 2nd station
	6YM-83710-14-00	CL5 Color Touch Gauge*	1 Display only
	6YM-83553-00-00	Conversion Harness for CL5	1
	6Y8-81920-11-00	Pigtail bus wire 0.6m / 2 ft	1
	6Y8-82521-11-00	Main bus wire 4.6m / 15 ft	1 Other lengths available
	6Y8-82553-11-00	Main Bus Wire 4.6m (15 ft)	1 Other lengths available
	6X9-762B0-92-00	EKS Kit - Twin 2nd St	1
	6X9-8258A-00-00	2nd station harness Port 5m / 16 ft	1 Other lengths available
	6X9-8258A-30-00	2nd station harness Stbd 5m / 16 ft	1 Other lengths available
	6GR-8258A-V0-00	Extension Harness**	2 Only For Integrated Steering
LEVEL 2	6X9-615A0-00-00	Compact Helm unit	1 Tilt type available (Kit: 6GR-762H0-01-00)
	6X9-8258A-B1-00	Helm harness 2nd St Twin 0.9m / 3 ft	1
LEVEL 3-4	6X9-762P0-11-00	Auto Pilot Panel kit 2nd station	1
	6X9-482A0-01-00	Joystick Assy for 2nd station	1

Level 4 requires an compatible multi-function display for map functions
 * For other display options, check the display section in this guide

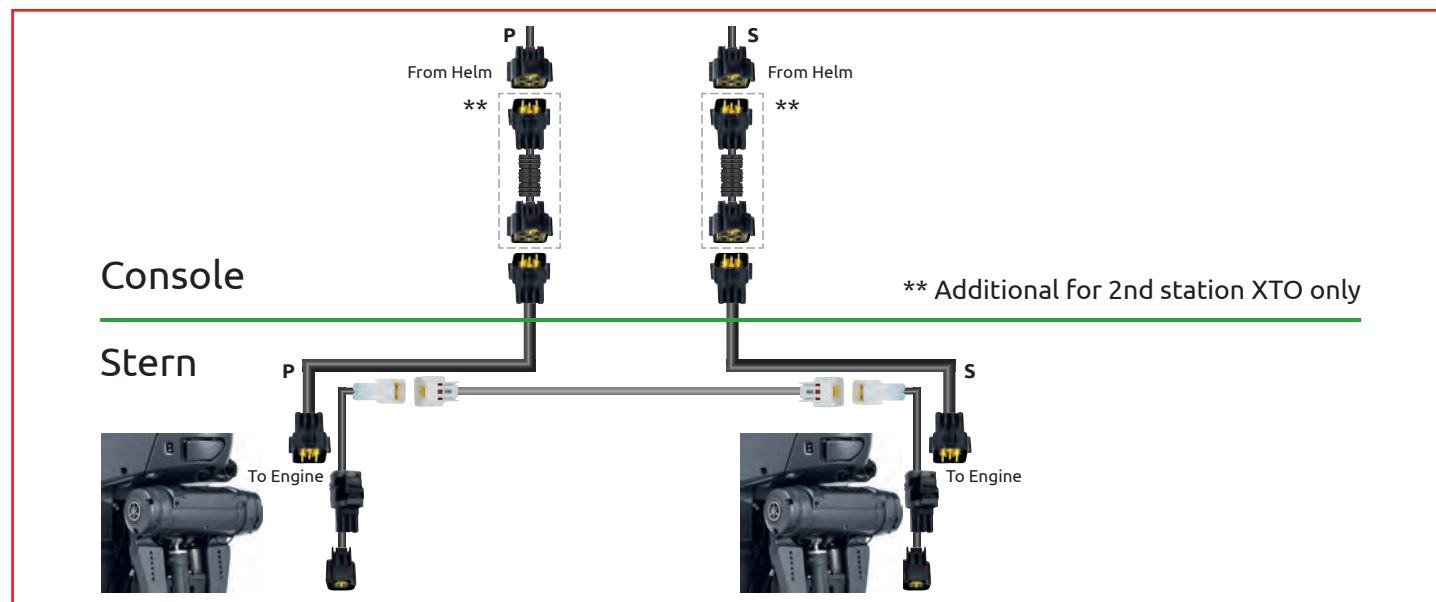
KIT CONTENTS

6X9-762B0-92-00	EKS Kit - Twin 2nd St	Qty	Note
6X9-82570-B1-00	All Start/Stop Switch	1	
6X9-82570-31-00	Start/Stop Switch	1	
6X9-82716-71-00	EKS harness	1	
6X9-82570-80-00	Lanyard switch	1	
6X9-762P0-11-00	Auto Pilot Panel kit 2nd station	Qty	Note
6X9-8253V-01-00	Autopilot panel	1	
6X9-82386-10-00	BCU Harness	1	Extention available

HARNESS OPTIONS

Main bus wire	Length	Pigtail bus wire	Length	2nd helm harness Port	Length
6Y8-82553-01-00	0.3m (1 ft)	6Y8-82521-01-00	0.3m (1 ft)	6X9-8258A-00-00	5m (16 ft)
6Y8-82553-50-00	3m (10 ft)	6Y8-82521-11-00	0.6m (2 ft)	6X9-8258A-10-00	8m (26 ft)
6Y8-82553-11-00	4.6m (15 ft)	6Y8-82521-21-00	0.9m (3 ft)	6X9-8258A-20-00	12m (38 ft)
6Y8-82553-21-00	6.1m (20 ft)	6Y8-82521-31-00	1.8m (6 ft)		
6Y8-82553-31-00	7.6m (25 ft)	6Y8-82521-41-00	2.7m (9 ft)	2nd helm harness Stbd	Length
6Y8-82553-41-00	9.1m (30 ft)	6Y8-82521-51-00	3.6m (12 ft)	6X9-8258A-30-00	5m (16 ft)
				6X9-8258A-40-00	8m (26 ft)
				6X9-8258A-50-00	12m (38 ft)

BCU Extention Harness	Length
6X9-82521-00-00	4.6m (15 ft)
6X9-82521-10-00	9.1m (30 ft)

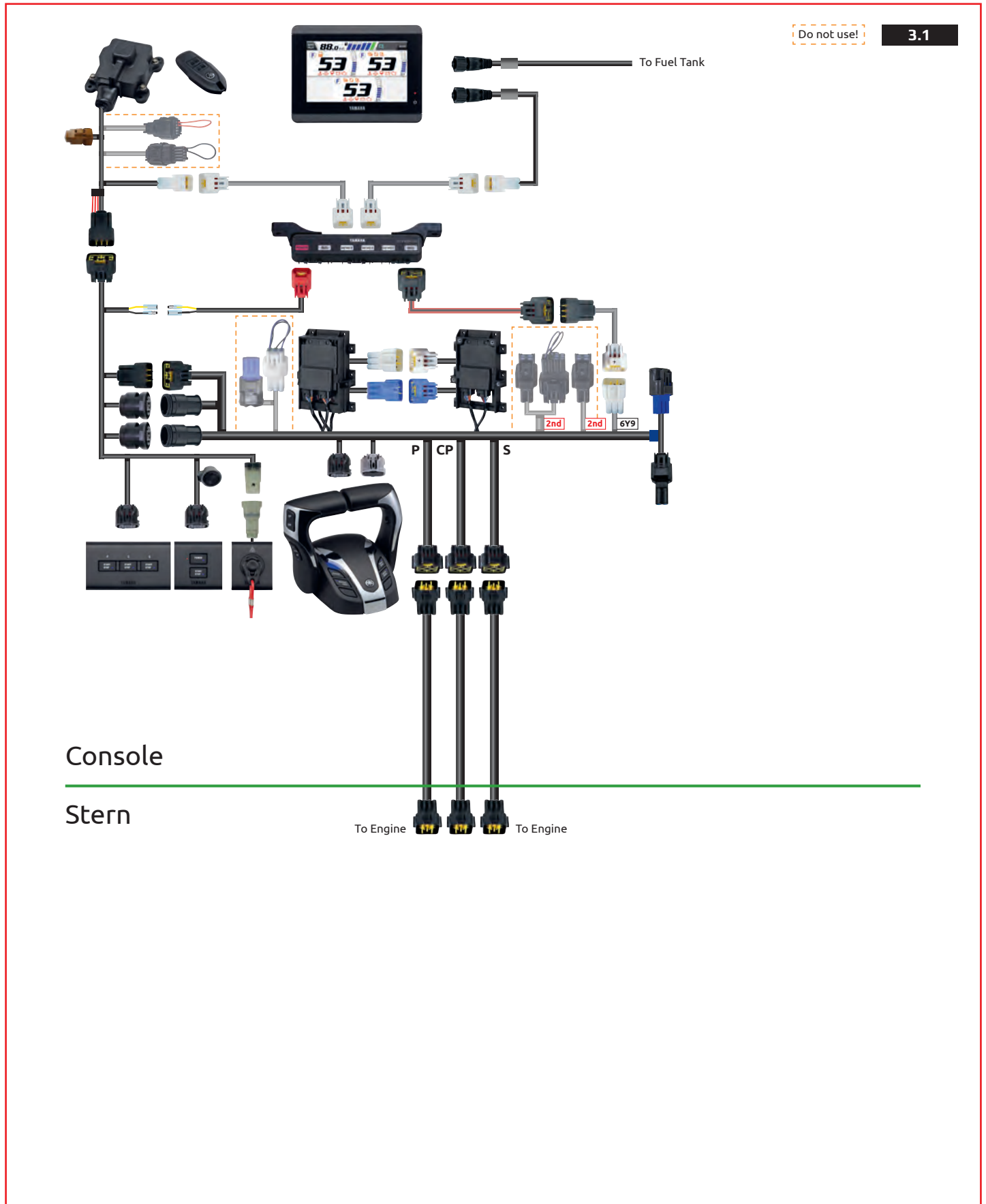


Rigging Diagrams

DBW REMOTE CONTROL (MAIN STATION)

TRIPLE LEVEL 1

TRIPLE ENGINE	6X9 DEC TM	CL5 DISPLAY	EKS SWITCH	DES STEERING	SINGLE STATION
-------------------------	----------------------	-----------------------	----------------------	------------------------	--------------------------



TRIPLE LEVEL 1 PARTS

	Description	Qty	Note
	6X9-48208-00-00	6X9 DEC Top mount - Triple	1
	6YM-762G0-05-00	CL5 Color Touch Gauge Kit - DEC*	1
LEVEL 1	6X9-762B0-21-00	EKS Kit - Triple	1
	6X6-8258A-31-00	Main harness 16P 10m / 32 ft	1 Other lengths available
	6X6-8258A-41-00	Main harness 16P 12m / 39 ft	2 Other lengths available

* For other display options, check the display section in this guide

KIT CONTENTS

6YM-762G0-05-00	CL5 Color Touch Gauge Kit - DEC	Qty	Note
6YM-83710-14-00	CL5 Display	1	
6YM-83553-00-00	Conversion Harness	1	0.9 m (3 ft)
6YD-8356N-00-00	Fuel Tank Wire	1	
6Y8-81920-01-00	Multihub	1	
6Y9-83553-00-00	Conversion harness	1	
6Y8-82553-01-00	Main bus wire	1	0.3m (1 ft), other lengths available
6Y8-82521-31-00	Pigtail bus wire	1	1.8m (6 ft), other lengths available
6Y8-83553-02-00	System power supply	1	
6Y8-82582-11-00	Terminal Cap White	2	

6X9-762B0-21-00	EKS Kit - Triple	Qty	Note
6X9-82570-01-00	Power Switch	1	
6X9-82570-41-00	Individual start stop	1	
6X9-82716-41-00	EKS harness	1	
6X9-82570-C0-00	Lanyard switch	1	
6X9-86254-00-00	Immobilizer + key fob (2pcs)	1	433Mhz
6Y8-82521-11-00	Pigtail bus wire	1	0.6m (2 ft)
6Y8-48277-00-00	Sticker	1	

HARNESS OPTIONS

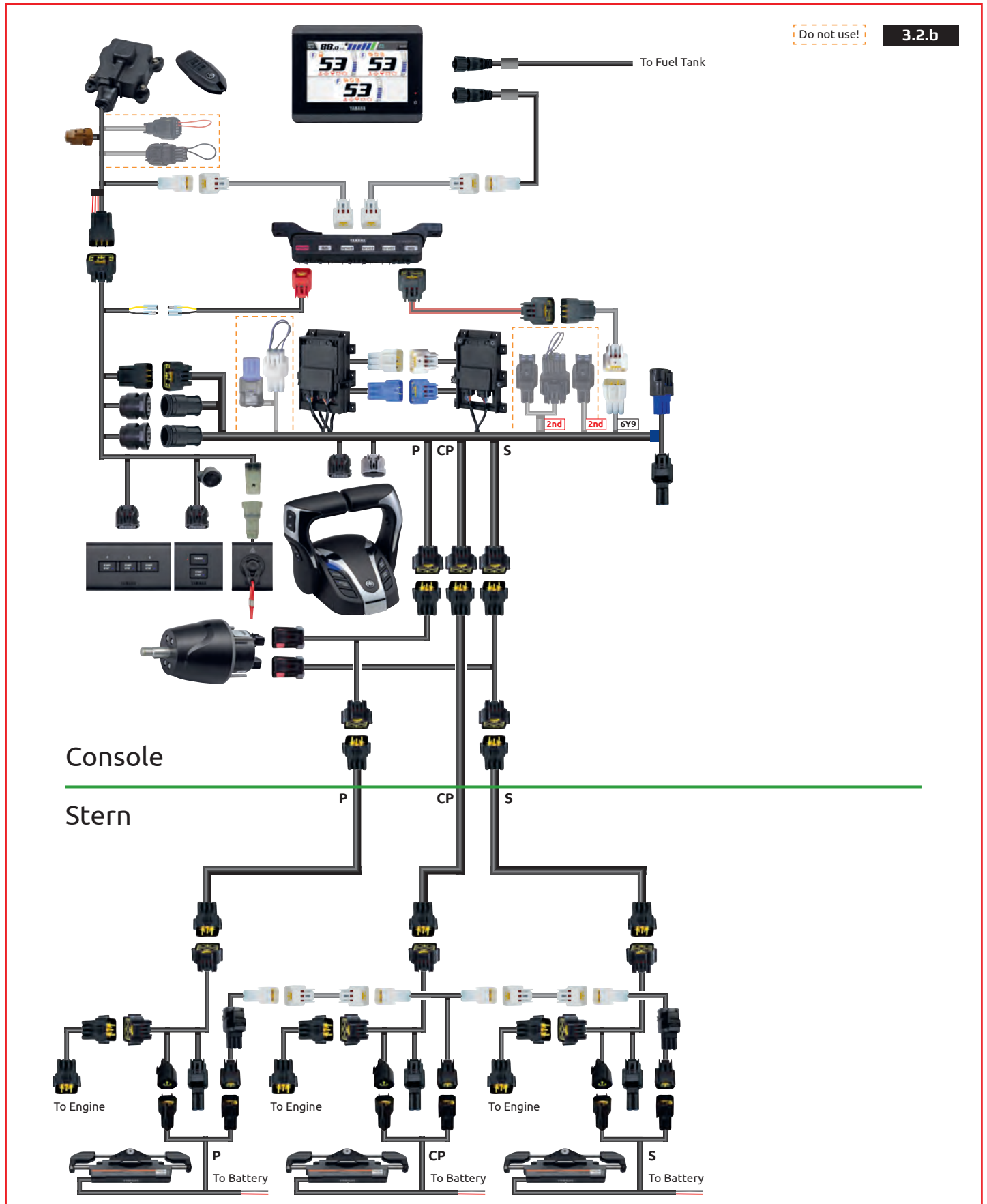
Main harness 16P	Length	Main bus wire	Length	Pigtail bus wire	Length
6X6-8258A-91-00	1.5m (5 ft)	6Y8-82553-01-00	0.3m (1 ft)	6Y8-82521-01-00	0.3m (1 ft)
6X6-8258A-51-00	3.7m (12 ft)	6Y8-82553-50-00	3m (10 ft)	6Y8-82521-11-00	0.6m (2 ft)
6X6-8258A-61-00	5.2m (17 ft)	6Y8-82553-11-00	4.6m (15 ft)	6Y8-82521-21-00	0.9m (3 ft)
6X6-8258A-01-00	6m (19 ft)	6Y8-82553-21-00	6.1m (20 ft)	6Y8-82521-31-00	1.8m (6 ft)
6X6-8258A-11-00	7m (23 ft)	6Y8-82553-31-00	7.6m (25 ft)	6Y8-82521-41-00	2.7m (9 ft)
6X6-8258A-21-00	8m (26 ft)	6Y8-82553-41-00	9.1m (30 ft)	6Y8-82521-51-00	3.6m (12 ft)
6X6-8258A-31-00	10m (32 ft)				
6X6-8258A-41-00	12m (39 ft)				
6X6-8258A-71-00	15m (49 ft)				
6X6-8258A-81-00	24m (79 ft)				

Rigging Diagrams

DBW REMOTE CONTROL (MAIN STATION)

TRIPLE LEVEL 2 BOLT-ON

TRIPLE ENGINE	6X9 DEC TM	CL5 DISPLAY	EKS SWITCH	DES BOLT-ON	SINGLE STATION
-------------------------	----------------------	-----------------------	----------------------	-----------------------	--------------------------



TRIPLE LEVEL 2 BOLT-ON PARTS

	Description	Qty	Note	
LEVEL 1	6X9-48208-00-00	6X9 DEC Top mount - Triple	1	
	6YM-762G0-05-00	CL5 Color Touch Gauge Kit - DEC*	1	
	6X9-762B0-21-00	EKS Kit - Triple	1	
	6X6-8258A-31-00	Main harness 16P 10m / 32 ft	1	Other lengths available
	6X6-8258A-41-00	Main harness 16P 12m / 39 ft	2	Other lengths available
LEVEL 2	6X9-762S0-01-00	Bolt-on DES KIT	3	
	6X9-438A0-00-00	Steering actuator harness 2.4m / 8 ft	3	Other lengths available
	6X6-8258A-51-00	Main harness 16P 3.7m / 12 ft	3	Other lengths available
	6X9-615A0-00-00	Compact Helm unit	1	Tilt type available (Kit: 6GR-762H0-01-00)
	6Y8-82521-11-00	Pigtail bus wire 0.6m / 2 ft	2	Other lengths available
	6GR-81115-00-00	SCU link harness (Port/Stbd) 1.5m (5 ft)	2	Other lengths available
	6GR-81115-20-00	SCU link harness (Center) 1.5m (5 ft)	1	Other lengths available
	6GR-8258A-11-00	Helm harness Main St Twin/Triple/Quad 0.9m / 3 ft	2	Other lengths available

* For other display options, check the display section in this guide

KIT CONTENTS

Part Number	Description	Qty	Note
6YM-762G0-05-00	CL5 Color Touch Gauge Kit - DEC	1	
6YM-83710-14-00	CL5 Display	1	
6YM-83553-00-00	Conversion Harness	1	0.9 m (3 ft)
6YD-8356N-00-00	Fuel Tank Wire	1	
6Y8-81920-01-00	Multihub	1	
6Y9-83553-00-00	Conversion harness	1	
6Y8-82553-01-00	Main bus wire	1	0.3m (1 ft), other lengths available
6Y8-82521-31-00	Pigtail bus wire	1	1.8m (6 ft), other lengths available
6Y8-83553-02-00	System power supply	1	
6Y8-82582-11-00	Terminal Cap White	2	

Part Number	Description	Qty	Note
6X9-762B0-21-00	EKS Kit - Triple	1	
6X9-82570-01-00	Power Switch	1	
6X9-82570-41-00	Individual start stop	1	
6X9-82716-41-00	EKS harness	1	
6X9-82570-C0-00	Lanyard switch	1	
6X9-86254-00-00	Immobilizer + key fob (2pcs)	1	433Mhz
6Y8-82521-11-00	Pigtail bus wire	1	0.6m (2 ft)
6Y8-48277-00-00	Sticker	1	

Part Number	Description	Qty	Note
6X9-762S0-01-00	Bolt-on DES KIT	1	
6X9-42401-00-00	Actuator	1	
6X9-8258A-90-00	Split Harness	1	

HARNESS OPTIONS

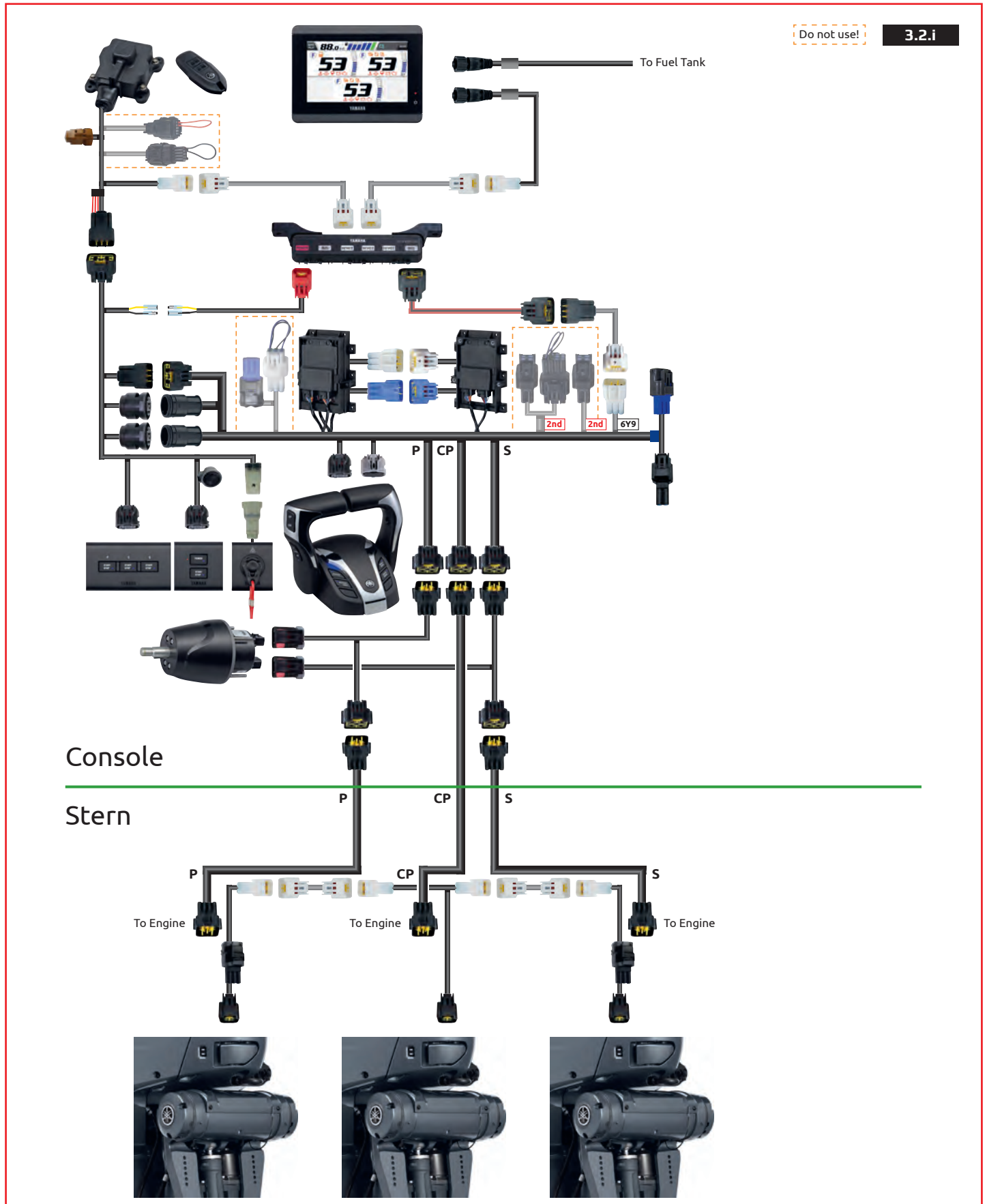
Main harness 16P	Length	Main bus wire	Length	Pigtail bus wire	Length
6X6-8258A-91-00	1.5m (5 ft)	6Y8-82553-01-00	0.3m (1 ft)	6Y8-82521-01-00	0.3m (1 ft)
6X6-8258A-51-00	3.7m (12 ft)	6Y8-82553-50-00	3m (10 ft)	6Y8-82521-11-00	0.6m (2 ft)
6X6-8258A-61-00	5.2m (17 ft)	6Y8-82553-11-00	4.6m (15 ft)	6Y8-82521-21-00	0.9m (3 ft)
6X6-8258A-01-00	6m (19 ft)	6Y8-82553-21-00	6.1m (20 ft)	6Y8-82521-31-00	1.8m (6 ft)
6X6-8258A-11-00	7m (23 ft)	6Y8-82553-31-00	7.6m (25 ft)	6Y8-82521-41-00	2.7m (9 ft)
6X6-8258A-21-00	8m (26 ft)	6Y8-82553-41-00	9.1m (30 ft)	6Y8-82521-51-00	3.6m (12 ft)
6X6-8258A-31-00	10m (32 ft)				
6X6-8258A-41-00	12m (39 ft)	Steering Actuator Harness	Length	Helm Harness	Length
6X6-8258A-71-00	15m (49 ft)	6X9-438A0-00-00	2.4m (8 ft)	6GR-8258A-11-00	0.9m (3 ft)
6X6-8258A-81-00	24m (79 ft)	6X9-438A0-10-00	4.5m (15 ft)	6GR-8258A-51-00	1.8m (6 ft)
		6X9-438A0-20-00	2.4m (8 ft) U-Shape	6GR-8258A-60-00	2.7m (9 ft)
SCU Link harness P/S	Length	6X9-438A0-40-00	2.4m (8 ft) Straight with no bulkhead	SCU Link harness Center	Length
6X9-81115-00-00	0.3m (1 ft)			6X9-81115-10-00	0.3m (1 ft)
6GR-81115-00-00	1.5m (5 ft)			6GR-81115-20-00	1.5m (5 ft)
6GR-81115-10-00	3.0m (10 ft)			6GR-81115-30-00	3.0m (10 ft)

Rigging Diagrams

DBW REMOTE CONTROL (MAIN STATION)

TRIPLE LEVEL 2 INTEGRATED

TRIPLE ENGINE	6X9 DEC TM	CL5 DISPLAY	EKS SWITCH	DES INTEGRATED	SINGLE STATION
-------------------------	----------------------	-----------------------	----------------------	--------------------------	--------------------------



TRIPLE LEVEL 2 INTEGRATED PARTS

	Description	Qty	Note
	6X9-48208-00-00	6X9 DEC Top mount - Triple	1
	6YM-762G0-05-00	CL5 Color Touch Gauge Kit - DEC*	1
LEVEL 1	6X9-762B0-21-00	EKS Kit - Triple	1
	6X6-8258A-31-00	Main harness 16P 10m / 32 ft	1 Other lengths available
	6X6-8258A-41-00	Main harness 16P 12m / 39 ft	2 Other lengths available
	6X9-615A0-00-00	Compact Helm unit	1 Tilt type available (Kit: 6GR-762H0-01-00)
	6GR-81115-00-00	SCU link harness (Port/ Stbd) 1.5m (5 ft)	2 Other lengths available
LEVEL 2	6GR-81115-20-00	SCU link harness (Center) 1.5m (5 ft)	1 Other lengths available
	6Y8-82521-11-00	Pigtail bus wire 0.6m / 2 ft	2 Other lengths available
	6GR-8258A-11-00	Helm harness Main St Twin/Triple/Quad 0.9m / 3 ft	2 Other lengths available

* For other display options, check the display section in this guide

KIT CONTENTS

Part Number	Description	Qty	Note
6YM-762G0-05-00	CL5 Color Touch Gauge Kit - DEC	1	
6YM-83710-14-00	CL5 Display	1	
6YM-83553-00-00	Conversion Harness	1	0.9 m (3 ft)
6YD-8356N-00-00	Fuel Tank Wire	1	
6Y8-81920-01-00	Multihub	1	
6Y9-83553-00-00	Conversion harness	1	
6Y8-82553-01-00	Main bus wire	1	0.3m (1 ft), other lengths available
6Y8-82521-31-00	Pigtail bus wire	1	1.8m (6 ft), other lengths available
6Y8-83553-02-00	System power supply	1	
6Y8-82582-11-00	Terminal Cap White	2	

Part Number	Description	Qty	Note
6X9-762B0-21-00	EKS Kit - Triple	1	
6X9-82570-01-00	Power Switch	1	
6X9-82570-41-00	Individual start stop	1	
6X9-82716-41-00	EKS harness	1	
6X9-82570-C0-00	Lanyard switch	1	
6X9-86254-00-00	Immobilizer + key fob (2pcs)	1	433Mhz
6Y8-82521-11-00	Pigtail bus wire	1	0.6m (2 ft)
6Y8-48277-00-00	Sticker	1	

HARNESS OPTIONS

Main harness 16P	Length	Main bus wire	Length	Pigtail bus wire	Length
6X6-8258A-91-00	1.5m (5 ft)	6Y8-82553-01-00	0.3m (1 ft)	6Y8-82521-01-00	0.3m (1 ft)
6X6-8258A-51-00	3.7m (12 ft)	6Y8-82553-50-00	3m (10 ft)	6Y8-82521-11-00	0.6m (2 ft)
6X6-8258A-61-00	5.2m (17 ft)	6Y8-82553-11-00	4.6m (15 ft)	6Y8-82521-21-00	0.9m (3 ft)
6X6-8258A-01-00	6m (19 ft)	6Y8-82553-21-00	6.1m (20 ft)	6Y8-82521-31-00	1.8m (6 ft)
6X6-8258A-11-00	7m (23 ft)	6Y8-82553-31-00	7.6m (25 ft)	6Y8-82521-41-00	2.7m (9 ft)
6X6-8258A-21-00	8m (26 ft)	6Y8-82553-41-00	9.1m (30 ft)	6Y8-82521-51-00	3.6m (12 ft)
6X6-8258A-31-00	10m (32 ft)				
6X6-8258A-41-00	12m (39 ft)				
6X6-8258A-71-00	15m (49 ft)				
6X6-8258A-81-00	24m (79 ft)				

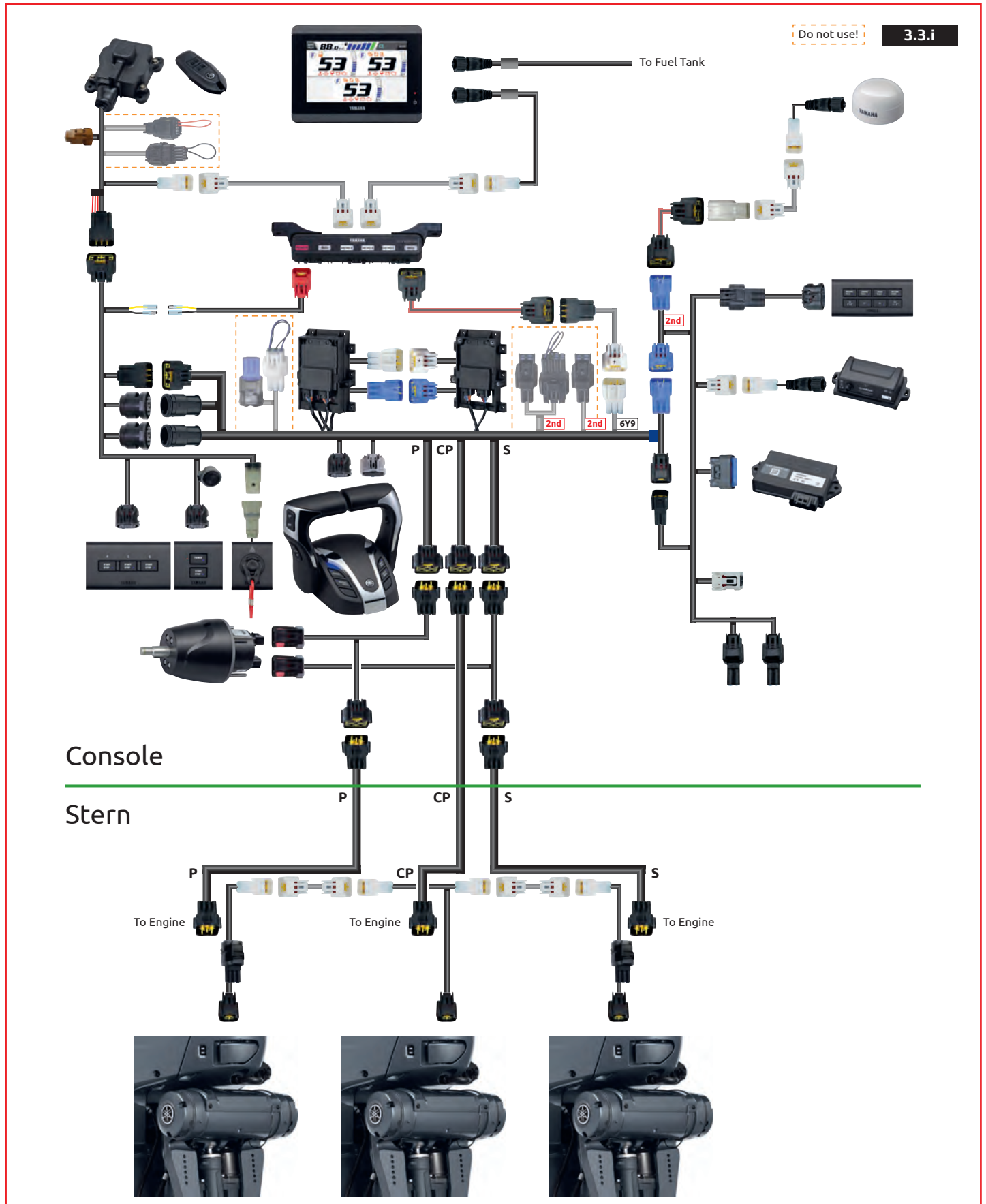
Helm Harness	Length	SCU Link harness P/S	Length	SCU Link harness Center	Length
6GR-8258A-11-00	0.9m (3 ft)	6X9-81115-00-00	0.3m (1 ft)	6X9-81115-10-00	0.3m (1 ft)
6GR-8258A-51-00	1.8m (6 ft)	6GR-81115-00-00	1.5m (5 ft)	6GR-81115-20-00	1.5m (5 ft)
6GR-8258A-60-00	2.7m (9 ft)	6GR-81115-10-00	3.0m (10 ft)	6GR-81115-30-00	3.0m (10 ft)

Rigging Diagrams

DBW REMOTE CONTROL (MAIN STATION)

TRIPLE LEVEL 3 INTEGRATED

TRIPLE ENGINE	6X9 DEC TM	CL5 DISPLAY	EKS SWITCH	DES INTEGRATED	SINGLE STATION	HM-EX AUTOPILOT
-------------------------	----------------------	-----------------------	----------------------	--------------------------	--------------------------	---------------------------



TRIPLE LEVEL 3 INTEGRATED PARTS

	Description	Qty	Note	
LEVEL 1	6X9-48208-00-00	6X9 DEC Top mount - Triple	1	
	6YM-762G0-05-00	CL5 Color Touch Gauge Kit - DEC*	1	
	6X9-762B0-21-00	EKS Kit - Triple	1	
	6X6-8258A-31-00	Main harness 16P 10m / 32 ft	1	Other lengths available
	6X6-8258A-41-00	Main harness 16P 12m / 39 ft	2	Other lengths available
LEVEL 2	6X9-615A0-00-00	Compact Helm unit	1	Tilt type available (Kit: 6GR-762H0-01-00)
	6GR-81115-00-00	SCU link harness (Port/ Stbd) 1.5m (5 ft)	2	Other lengths available
	6GR-81115-20-00	SCU link harness (Center) 1.5m (5 ft)	1	Other lengths available
	6Y8-82521-11-00	Pigtail bus wire 0.6m / 2 ft	2	Other lengths available
	6GR-8258A-11-00	Helm harness Main St Twin/Triple/Quad 0.9m / 3 ft	2	Other lengths available
LEVEL 3	**	Auto Pilot Kit	1	
	6Y8-82553-50-00	Main bus wire 3m / 10 ft	1	Other length available
	6Y8-82521-01-00	Pigtail bus wire 0.3m / 1 ft	1	Other length available
	6X9-82521-00-00	BCU Extention Harness 4.6m / 15 ft	1	(Optional) Other length available

Level 3 requires an compatible multi-function display for map functions

* For other display options, check the display section in this guide | ** Order at the local distributor sales department

KIT CONTENTS

Part Number	Description	Qty	Note
6YM-762G0-05-00	CL5 Color Touch Gauge Kit - DEC	1	
6YM-83710-14-00	CL5 Display	1	
6YM-83553-00-00	Conversion Harness	1	0.9 m (3 ft)
6YD-8356N-00-00	Fuel Tank Wire	1	
6Y8-81920-01-00	Multihub	1	
6Y9-83553-00-00	Conversion harness	1	
6Y8-82553-01-00	Main bus wire	1	0.3m (1 ft), other lengths available
6Y8-82521-31-00	Pigtail bus wire	1	1.8m (6 ft), other lengths available
6Y8-83553-02-00	System power supply	1	
6Y8-82582-11-00	Terminal Cap White	2	

Part Number	Description	Qty	Note	Part Number	Description	Qty	Note
6X9-762B0-21-00	EKS Kit - Triple	1		**	Autopilot Kit	1	
6X9-82570-01-00	Power Switch	1		6X9-8253V-01-00	Autopilot panel	1	
6X9-82570-41-00	Individual start stop	1		6X9-88107-01-00	GPS antenna	1	
6X9-82716-41-00	EKS harness	1		6X9-8A410-01-00	Heading sensor	1	
6X9-82570-C0-00	Lanyard switch	1		6X9-8591T-13-00	Boat Control Unit	1	
6X9-86254-00-00	Immobilizer + key fob (2pcs)	1	433Mhz	6Y8-81920-11-00	Single hub	1	
6Y8-82521-11-00	Pigtail bus wire	1	0.6m (2 ft)	6X9-82386-01-00	BCU Harness	1	Ext. available
6Y8-48277-00-00	Sticker	1		6YM-83553-00-00	Conversion harness	2	0.9m (3 ft)

** Order at the local distributor sales department

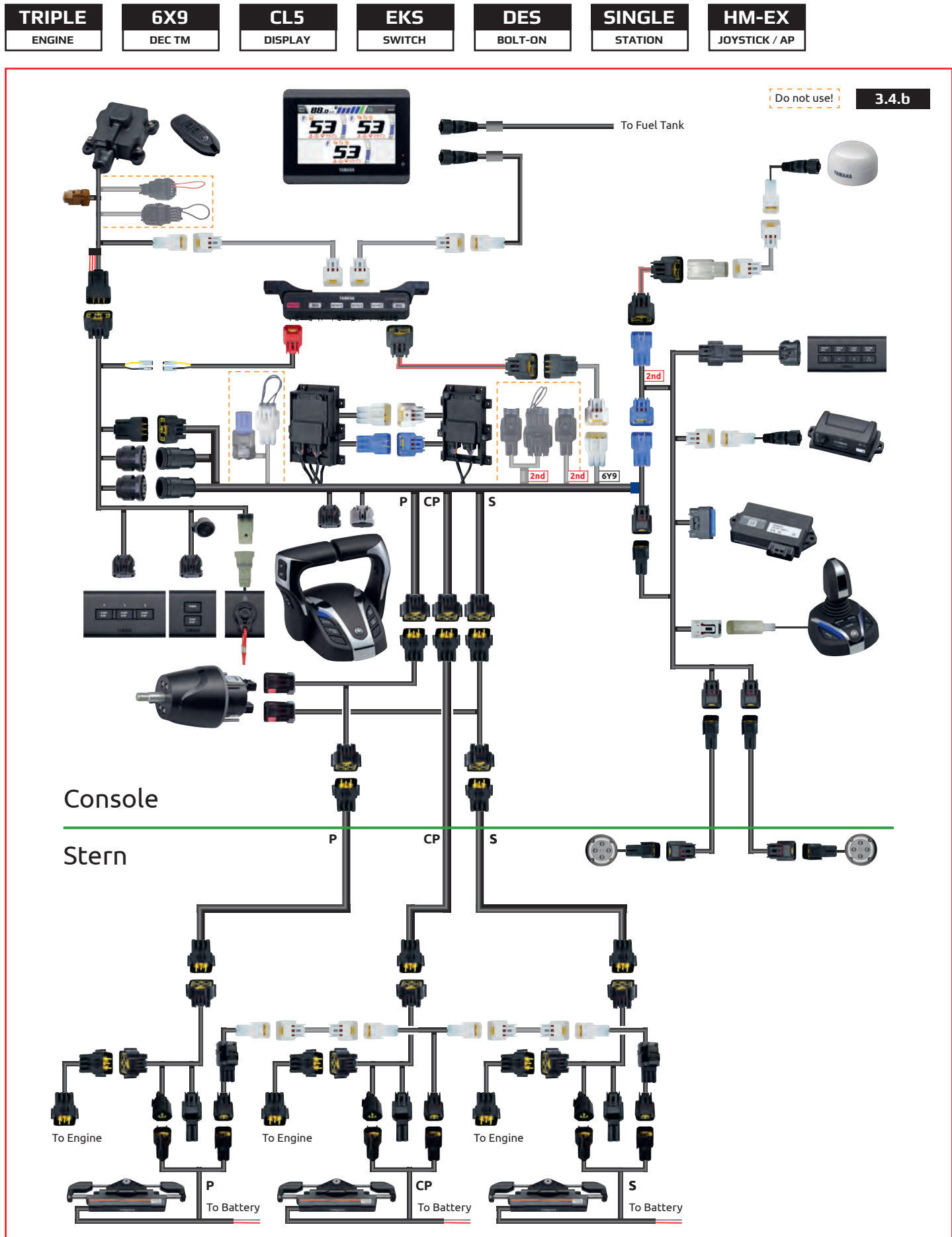
HARNESS OPTIONS

Main harness 16P	Length (m)	Main bus wire	Length	Pigtail bus wire	Length
6X6-8258A-91-00	1.5m (5 ft)	6Y8-82553-01-00	0.3m (1 ft)	6Y8-82521-01-00	0.3m (1 ft)
6X6-8258A-51-00	3.7m (12 ft)	6Y8-82553-50-00	3m (10 ft)	6Y8-82521-11-00	0.6m (2 ft)
6X6-8258A-61-00	5.2m (17 ft)	6Y8-82553-11-00	4.6m (15 ft)	6Y8-82521-21-00*	0.9m (3 ft)
6X6-8258A-01-00	6m (19 ft)	6Y8-82553-21-00	6.1m (20 ft)	6Y8-82521-31-00	1.8m (6 ft)
6X6-8258A-11-00	7m (23 ft)	6Y8-82553-31-00	7.6m (25 ft)	6Y8-82521-41-00	2.7m (9 ft)
6X6-8258A-21-00	8m (26 ft)	6Y8-82553-41-00	9.1m (30 ft)	6Y8-82521-51-00	3.6m (12 ft)
6X6-8258A-31-00	10m (32 ft)			* Max length GPS antenna connection	
6X6-8258A-41-00	12m (39 ft)	Helm Harness	Length	SCU Link harness P/S	Length
6X6-8258A-71-00	15m (49 ft)	6GR-8258A-11-00	0.9m (3 ft)	6X9-81115-00-00	0.3m (1 ft)
6X6-8258A-81-00	24m (79 ft)	6GR-8258A-51-00	1.8m (6 ft)	6GR-81115-00-00	1.5m (5 ft)
		6GR-8258A-60-00	2.7m (9 ft)	6GR-81115-10-00	3.0m (10 ft)
SCU Link harness Center	Length	Extension for Prop lights	Length	BCU Extention Harness	Length
6X9-81115-10-00	0.3m (1 ft)	6X9-82586-20-00	6m (19 ft)	6X9-82521-00-00	4.6m (15 ft)
6GR-81115-20-00	1.5m (5 ft)	6X9-82586-30-00	9.1m (30 ft)	6X9-82521-10-00	9.1m (30 ft)
6GR-81115-30-00	3.0m (10 ft)	6X9-82586-40-00	12.2m (40 ft)		

Rigging Diagrams

DBW REMOTE CONTROL (MAIN STATION)

TRIPLE LEVEL 3-4 BOLT-ON



TRIPLE LEVEL 3-4 BOLT-ON PARTS

	Description	Qty	Note	
LEVEL 1	6X9-48208-00-00	6X9 DEC Top mount - Triple	1	
	6YM-762G0-05-00	CL5 Color Touch Gauge Kit - DEC*	1	
	6X9-762B0-21-00	EKS Kit - Triple	1	
	6X6-8258A-31-00	Main harness 16P 10m / 32 ft	1	Other lengths available
	6X6-8258A-41-00	Main harness 16P 12m / 39 ft	2	Other lengths available
LEVEL 2	6X9-762S0-01-00	Bolt-on DES KIT	3	
	6X9-438A0-00-00	Steering actuator harness 2.4m / 8 ft	3	Other lengths available
	6X6-8258A-51-00	Main harness 16P 3.7m / 12 ft	3	Other lengths available
	6X9-615A0-00-00	Compact Helm unit	1	Tilt type available (Kit: 6GR-762H0-01-00)
	6Y8-82521-11-00	Pigtail bus wire 0.6m / 2 ft	2	Other lengths available
	6GR-81115-00-00	SCU link harness (Port/Stbd) 1.5m (5 ft)	2	Other lengths available
	6GR-81115-20-00	SCU link harness (Center) 1.5m (5 ft)	1	Other lengths available
LEVEL 3-4	6GR-8258A-11-00	Helm harness Main St Twin/Triple/Quad 0.9m / 3 ft	2	Other lengths available
	**	Joystick/AP Kit - Triple	1	
	6Y8-82553-50-00	Main bus wire 3m / 10 ft	1	Other lengths available
	6Y8-82521-01-00	Pigtail bus wire 0.3m / 1 ft	1	Other lengths available

Level 4 requires an compatible multi-function display for map functions
 * For other display options, check the display section in this guide | ** Order at the local distributor sales department

KIT CONTENTS

6YM-762G0-05-00	CL5 Color Touch Gauge Kit - DEC	Qty	Note
6YM-83710-14-00	CL5 Display	1	
6YM-83553-00-00	Conversion Harness	1	0.9 m (3 ft)
6YD-8356N-00-00	Fuel Tank Wire	1	
6Y8-81920-01-00	Multihub	1	
6Y9-83553-00-00	Conversion harness	1	
6Y8-82553-01-00	Main bus wire	1	0.3m (1 ft), other lengths available
6Y8-82521-31-00	Pigtail bus wire	1	1.8m (6 ft), other lengths available
6Y8-83553-02-00	System power supply	1	
6Y8-82582-11-00	Terminal Cap White	2	

6X9-762B0-21-00	EKS Kit - Triple	Qty	Note	**	Joystick/AP Kit - Triple	Qty	Note
6X9-82570-01-00	Power Switch	1		6X9-8253V-01-00	Autopilot panel	1	
6X9-82570-41-00	Individual start stop	1		6X9-88107-01-00	GPS antenna	1	
6X9-82716-41-00	EKS harness	1		6X9-8A410-01-00	Heading sensor	1	
6X9-82570-C0-00	Lanyard switch	1		6X9-8591T-33-00	Boat Control Unit	1	
6X9-86254-00-00	Lanyard switch	1	433Mhz	6Y8-81920-11-00	Single hub	1	
6Y8-82521-11-00	Pigtail bus wire	1	0.6m (2 ft)	6X9-82386-01-00	BCU Harness	1	Ext. available
6Y8-48277-00-00	Sticker	1		6YM-83553-00-00	Conversion harness	2	0.9m (3 ft)
6X9-762S0-01-00	Bolt-on DES KIT	Qty	Note	6X9-482A0-01-00	Joystick Assy	1	
6X9-42401-00-00	Actuator	1		6ES-83720-02-00	Prop lights	2	
6X9-8258A-90-00	Split Harness	1		** Order at the local distributor sales department			

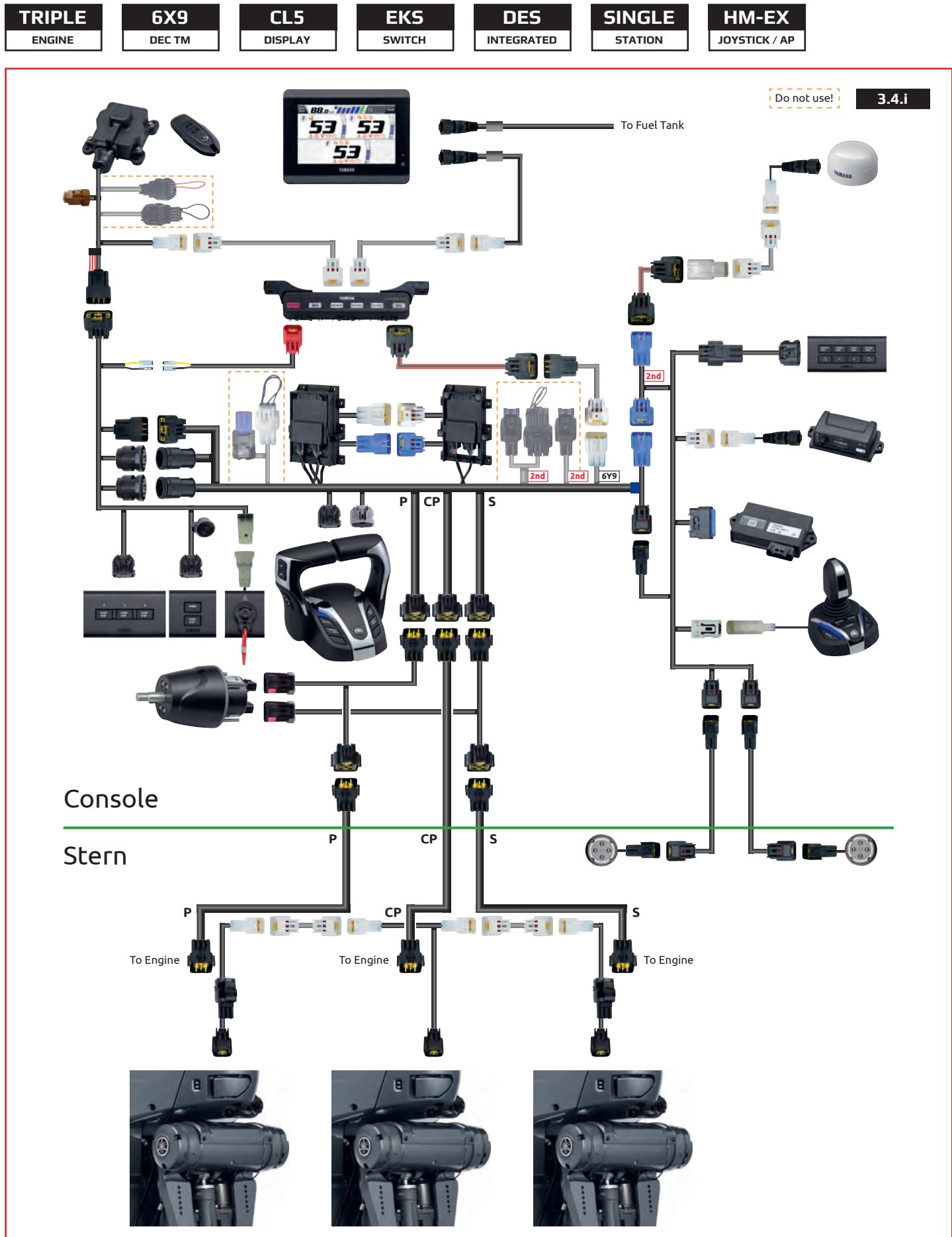
HARNES OPTIONS

Main harness 16P	Length	Main bus wire	Length	Pigtail bus wire	Length
6X6-8258A-91-00	1.5m (5 ft)	6Y8-82553-01-00	0.3m (1 ft)	6Y8-82521-01-00	0.3m (1 ft)
6X6-8258A-51-00	3.7m (12 ft)	6Y8-82553-50-00	3m (10 ft)	6Y8-82521-11-00	0.6m (2 ft)
6X6-8258A-61-00	5.2m (17 ft)	6Y8-82553-11-00	4.6m (15 ft)	6Y8-82521-21-00*	0.9m (3 ft)
6X6-8258A-01-00	6m (19 ft)	6Y8-82553-21-00	6.1m (20 ft)	6Y8-82521-31-00	1.8m (6 ft)
6X6-8258A-11-00	7m (23 ft)	6Y8-82553-31-00	7.6m (25 ft)	6Y8-82521-41-00	2.7m (9 ft)
6X6-8258A-21-00	8m (26 ft)	6Y8-82553-41-00	9.1m (30 ft)	6Y8-82521-51-00	3.6m (12 ft)
6X6-8258A-31-00	10m (32 ft)			* Max length GPS antenna connection	
6X6-8258A-41-00	12m (39 ft)	Steering Actuator Harness	Length	Helm Harness	Length
6X6-8258A-71-00	15m (49 ft)	6X9-438A0-00-00	2.4m (8 ft)	6GR-8258A-11-00	0.9m (3 ft)
6X6-8258A-81-00	24m (79 ft)	6X9-438A0-10-00	4.5m (15 ft)	6GR-8258A-51-00	1.8m (6 ft)
		6X9-438A0-20-00	2.4m (8 ft) U-Shape	6GR-8258A-60-00	2.7m (9 ft)
		6X9-438A0-40-00	2.4m (8 ft) Straight with no bulkhead		
SCU Link harness P/S	Length	SCU Link harness Center	Length	Extension for Prop lights	Length
6X9-81115-00-00	0.3m (1 ft)	6X9-81115-10-00	0.3m (1 ft)	6X9-82586-20-00	6m (19 ft)
6GR-81115-00-00	1.5m (5 ft)	6GR-81115-20-00	1.5m (5 ft)	6X9-82586-30-00	9.1m (30 ft)
6GR-81115-10-00	3.0m (10 ft)	6GR-81115-30-00	3.0m (10 ft)	6X9-82586-40-00	12.2m (40 ft)
BCU Extension Harness	Length				
6X9-82521-00-00	4.6m (15 ft)				
6X9-82521-10-00	9.1m (30 ft)				

Rigging Diagrams

DBW REMOTE CONTROL (MAIN STATION)

TRIPLE LEVEL 3-4 INTEGRATED



TRIPLE LEVEL 3-4 INTEGRATED PARTS

	Description	Qty	Note	
LEVEL 1	6X9-48208-00-00	6X9 DEC Top mount - Triple	1	
	6YM-762G0-05-00	CL5 Color Touch Gauge Kit - DEC*	1	
	6X9-762B0-21-00	EKS Kit - Triple	1	
	6X6-8258A-31-00	Main harness 16P 10m / 32 ft	1	Other lengths available
	6X6-8258A-41-00	Main harness 16P 12m / 39 ft	2	Other lengths available
LEVEL 2	6X9-615A0-00-00	Compact Helm unit	1	Tilt type available (Kit: 6GR-762H0-01-00)
	6GR-81115-00-00	SCU link harness (Port/ Stbd) 1.5m (5 ft)	2	Other lengths available
	6GR-81115-20-00	SCU link harness (Center) 1.5m (5 ft)	1	Other lengths available
	6Y8-82521-11-00	Pigtail bus wire 0.6m / 2 ft	2	Other lengths available
	6GR-8258A-11-00	Helm harness Main St Twin/Triple/Quad 0.9m / 3 ft	2	Other lengths available
LEVEL 3-4	**	Joystick/AP Kit - Triple	1	
	6Y8-82553-50-00	Main bus wire 3m / 10 ft	1	Other lengths available
	6Y8-82521-01-00	Pigtail bus wire 0.3m / 1 ft	1	Other lengths available

Level 4 requires an compatible multi-function display for map functions
 * For other display options, check the display section in this guide | ** Order at the local distributor sales department

KIT CONTENTS

Part Number	Description	Qty	Note
6YM-762G0-05-00	CL5 Color Touch Gauge Kit - DEC		
6YM-83710-14-00	CL5 Display	1	
6YM-83553-00-00	Conversion Harness	1	0.9 m (3 ft)
6YD-8356N-00-00	Fuel Tank Wire	1	
6Y8-81920-01-00	Multihub	1	
6Y9-83553-00-00	Conversion harness	1	
6Y8-82553-01-00	Main bus wire	1	0.3m (1 ft), other lengths available
6Y8-82521-31-00	Pigtail bus wire	1	1.8m (6 ft), other lengths available
6Y8-83553-02-00	System power supply	1	
6Y8-82582-11-00	Terminal Cap White	2	

Part Number	Description	Qty	Note	Part Number	Description	Qty	Note
6X9-762B0-21-00	EKS Kit - Triple			**	Joystick/AP Kit - Triple		
6X9-82570-01-00	Power Switch	1		6X9-8253V-01-00	Autopilot panel	1	
6X9-82570-41-00	Individual start stop	1		6X9-88107-01-00	GPS antenna	1	
6X9-82716-41-00	EKS harness	1		6X9-8A410-01-00	Heading sensor	1	
6X9-82570-C0-00	Lanyard switch	1		6X9-8591T-33-00	Boat Control Unit	1	
6X9-86254-00-00	Immobilizer + key fob (2pcs)	1	433Mhz	6Y8-81920-11-00	Single hub	1	
6Y8-82521-11-00	Pigtail bus wire	1	0.6m (2 ft)	6X9-82386-01-00	BCU Harness	1	Ext. available
6Y8-48277-00-00	Sticker	1		6YM-83553-00-00	Conversion harness	2	0.9m (3 ft)
				6X9-482A0-01-00	Joystick Assy	1	
				6ES-83720-02-00	Prop lights	2	

** Order at the local distributor sales department

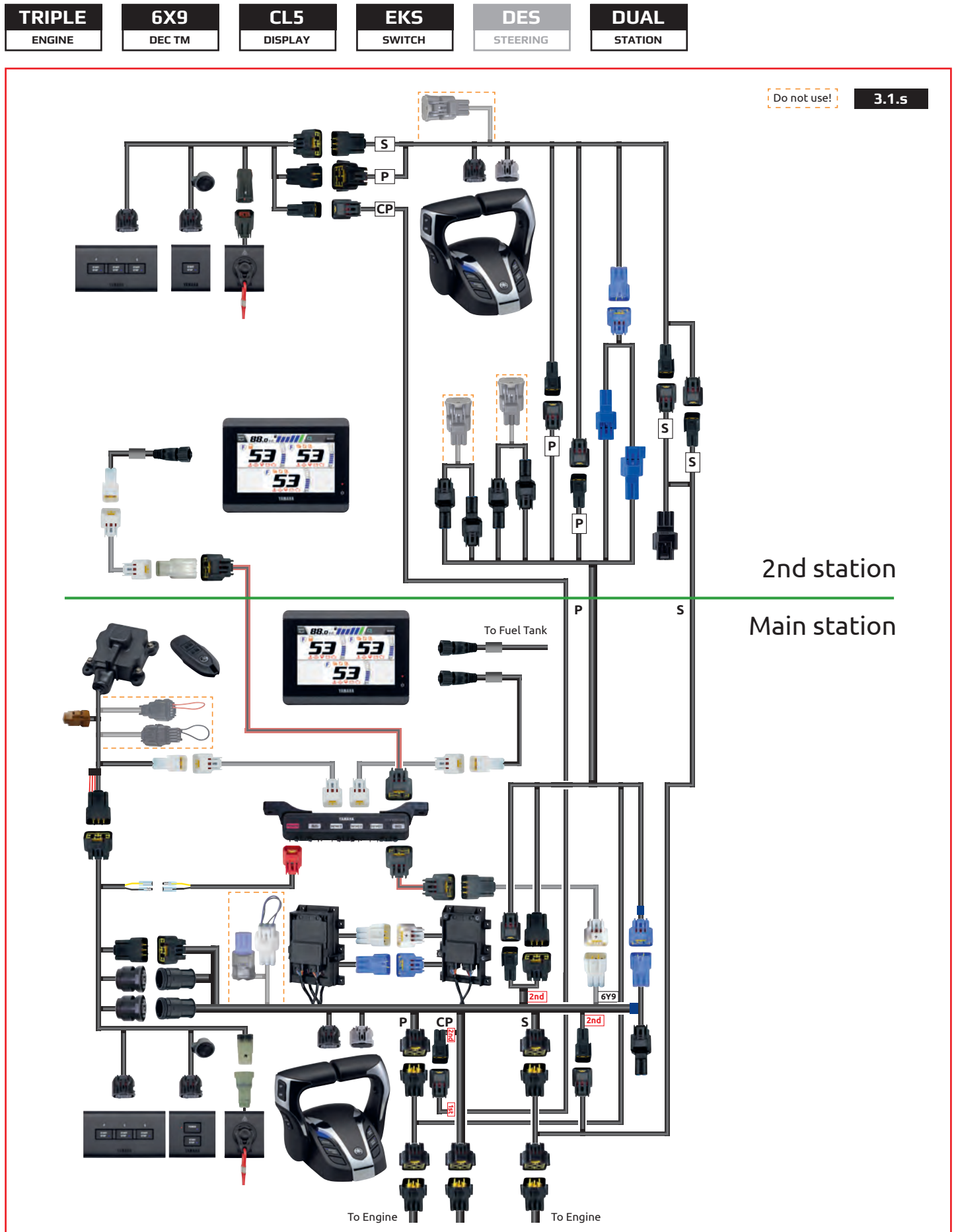
HARNESS OPTIONS

Main harness 16P	Length (m)	Main bus wire	Length	Pigtail bus wire	Length
6X6-8258A-91-00	1.5m (5 ft)	6Y8-82553-01-00	0.3m (1 ft)	6Y8-82521-01-00	0.3m (1 ft)
6X6-8258A-51-00	3.7m (12 ft)	6Y8-82553-50-00	3m (10 ft)	6Y8-82521-11-00	0.6m (2 ft)
6X6-8258A-61-00	5.2m (17 ft)	6Y8-82553-11-00	4.6m (15 ft)	6Y8-82521-21-00*	0.9m (3 ft)
6X6-8258A-01-00	6m (19 ft)	6Y8-82553-21-00	6.1m (20 ft)	6Y8-82521-31-00	1.8m (6 ft)
6X6-8258A-11-00	7m (23 ft)	6Y8-82553-31-00	7.6m (25 ft)	6Y8-82521-41-00	2.7m (9 ft)
6X6-8258A-21-00	8m (26 ft)	6Y8-82553-41-00	9.1m (30 ft)	6Y8-82521-51-00	3.6m (12 ft)
6X6-8258A-31-00	10m (32 ft)			* Max length GPS antenna connection	
6X6-8258A-41-00	12m (39 ft)	Helm Harness	Length	SCU Link harness P/S	Length
6X6-8258A-71-00	15m (49 ft)	6GR-8258A-11-00	0.9m (3 ft)	6X9-81115-00-00	0.3m (1 ft)
6X6-8258A-81-00	24m (79 ft)	6GR-8258A-51-00	1.8m (6 ft)	6GR-81115-00-00	1.5m (5 ft)
		6GR-8258A-60-00	2.7m (9 ft)	6GR-81115-10-00	3.0m (10 ft)
SCU Link harness Center	Length	Extension for Prop lights	Length	BCU Extention Harness	Length
6X9-81115-10-00	0.3m (1 ft)	6X9-82586-20-00	6m (19 ft)	6X9-82521-00-00	4.6m (15 ft)
6GR-81115-20-00	1.5m (5 ft)	6X9-82586-30-00	9.1m (30 ft)	6X9-82521-10-00	9.1m (30 ft)
6GR-81115-30-00	3.0m (10 ft)	6X9-82586-40-00	12.2m (40 ft)		

Rigging Diagrams

DBW REMOTE CONTROL (2ND STATION)

TRIPLE 2ND STATION LEVEL 1



TRIPLE 2ND STATION LEVEL 1 PARTS

	Description	Qty	Note
	6X9-48207-12-00 6X9 DEC Top mount - twin/tr/Quad	1	2nd station
	6YM-83710-14-00 CL5 Color Touch Gauge*	1	Display only
	6YM-83553-00-00 Conversion Harness for CL5	1	
	6Y8-81920-11-00 Single hub	1	
LEVEL 1	6Y8-82521-11-00 Pigtail bus wire 0.6m / 2 ft	1	Other lengths available
	6Y8-82553-11-00 Main bus wire 4.6m / 15 ft	1	Other lengths available
	6X9-762B0-A1-00 EKS Kit - Triple 2nd St	1	
	6X9-8258A-00-00 2nd station harness Port 5m / 16 ft	1	Other lengths available
	6X9-8258A-30-00 2nd station harness Stbd 5m / 16 ft	1	Other lengths available
	6X9-8258A-60-00 2nd station harness Center 5m / 16 ft	1	Other lengths available

* For other display options, check the display section in this guide

KIT CONTENTS

Part Number	Description	Qty	Note
6X9-762B0-A1-00	EKS Kit - Triple 2nd St		
6X9-82570-B1-00	All Start/Stop Switch	1	
6X9-82570-41-00	Start/Stop Switch	1	
6X9-82716-80-00	EKS harness	1	
6X9-82570-C0-00	Lanyard switch	1	

HARNESS OPTIONS

Main bus wire		Pigtail bus wire		2nd helm harness Port		2nd helm harness Stbd		2nd helm harness Center	
	Length		Length		Length		Length		Length
6Y8-82553-01-00	0.3m (1 ft)	6Y8-82521-01-00	0.3m (1 ft)	6X9-8258A-00-00	5m (16 ft)	6X9-8258A-30-00	5m (16 ft)	6X9-8258A-60-00	5m (16 ft)
6Y8-82553-50-00	3m (10 ft)	6Y8-82521-11-00	0.6m (2 ft)	6X9-8258A-10-00	8m (26 ft)	6X9-8258A-40-00	8m (26 ft)	6X9-8258A-70-00	8m (26 ft)
6Y8-82553-11-00	4.6m (15 ft)	6Y8-82521-21-00	0.9m (3 ft)	6X9-8258A-20-00	12m (38 ft)	6X9-8258A-50-00	12m (38 ft)	6X9-8258A-80-00	12m (38 ft)
6Y8-82553-21-00	6.1m (20 ft)	6Y8-82521-31-00	1.8m (6 ft)						
6Y8-82553-31-00	7.6m (25 ft)	6Y8-82521-41-00	2.7m (9 ft)						
6Y8-82553-41-00	9.1m (30 ft)	6Y8-82521-51-00	3.6m (12 ft)						

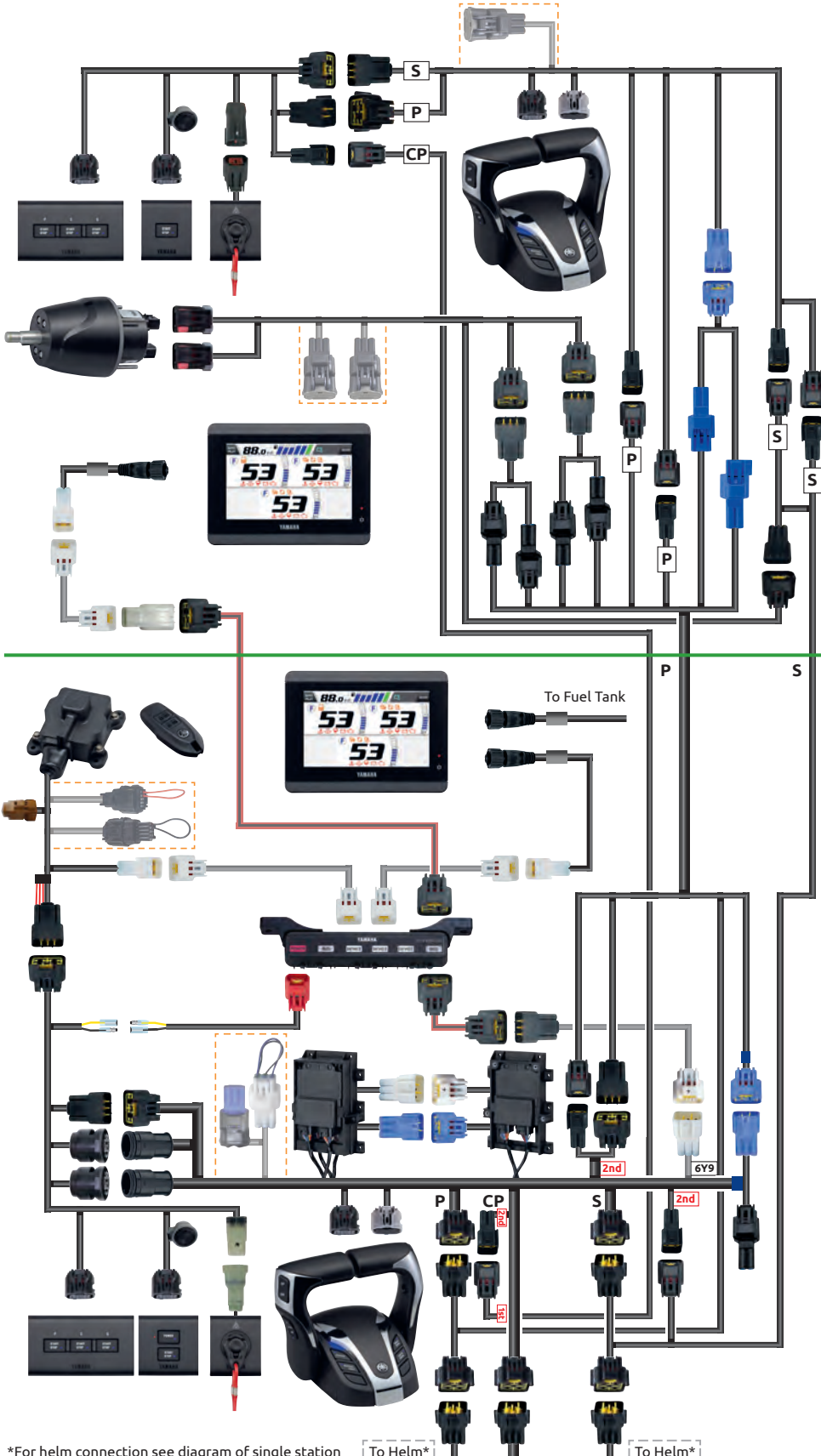
Rigging Diagrams

DBW REMOTE CONTROL (2ND STATION)

TRIPLE 2ND STATION LEVEL 2

TRIPLE ENGINE	6X9 DEC TM	CL5 DISPLAY	EKS SWITCH	DES STEERING	DUAL STATION
-------------------------	----------------------	-----------------------	----------------------	------------------------	------------------------

Do not use! 3.2.s



2nd station
Main station

For helm connection see diagram of single station To Helm To Helm*

TRIPLE 2ND STATION LEVEL 2 PARTS

	Description	Qty	Note
	6X9-48207-12-00	1	6X9 DEC Top mount - twin/tr/Quad
	6YM-83710-14-00	1	CL5 Color Touch Gauge*
	6YM-83553-00-00	1	Conversion Harness for CL5
	6Y8-81920-11-00	1	Single hub
	6Y8-82521-11-00	1	Pigtail bus wire 0.6m / 2 ft
LEVEL 1	6Y8-82553-11-00	1	Main bus wire 4.6m / 15 ft
	6X9-762B0-A1-00	1	EKS Kit - Triple 2nd St
	6X9-8258A-00-00	1	2nd station harness Port 5m / 16 ft
	6X9-8258A-30-00	1	2nd station harness Stbd 5m / 16 ft
	6X9-8258A-60-00	1	2nd station harness Center 5m / 16 ft
	6GR-8258A-V0-00	2	Extension Harness**
LEVEL 2	6X9-615A0-00-00	1	Compact Helm unit
	6X9-8258A-B1-00	1	Helm harness 2nd St 0.9m / 3 ft

* For other display options, check the display section in this guide

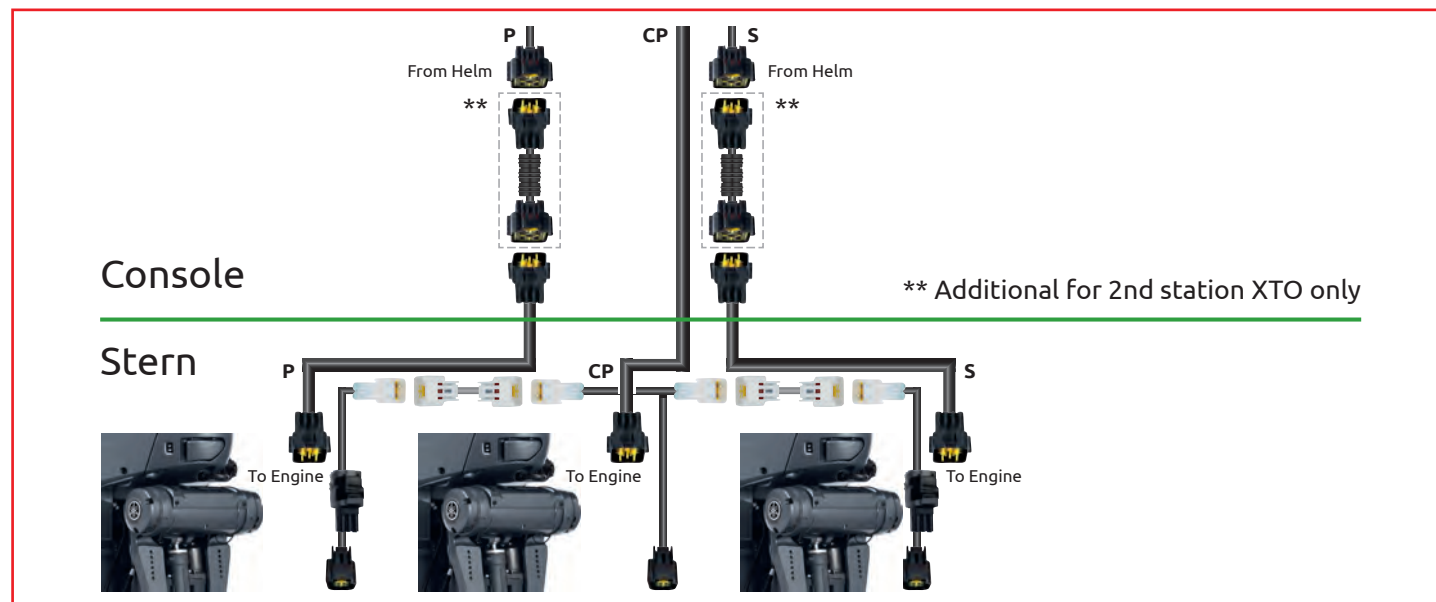
KIT CONTENTS

		Qty	Note
6X9-762B0-A1-00	EKS Kit - Triple 2nd St		
6X9-82570-B1-00	All Start/Stop Switch	1	
6X9-82570-41-00	Start/Stop Switch	1	
6X9-82716-80-00	EKS harness	1	
6X9-82570-C0-00	Lanyard switch	1	

HARNESS OPTIONS

Main bus wire	Length	Pigtail bus wire	Length		
6Y8-82553-01-00	0.3m (1 ft)	6Y8-82521-01-00	0.3m (1 ft)		
6Y8-82553-50-00	3m (10 ft)	6Y8-82521-11-00	0.6m (2 ft)		
6Y8-82553-11-00	4.6m (15 ft)	6Y8-82521-21-00	0.9m (3 ft)		
6Y8-82553-21-00	6.1m (20 ft)	6Y8-82521-31-00	1.8m (6 ft)		
6Y8-82553-31-00	7.6m (25 ft)	6Y8-82521-41-00	2.7m (9 ft)		
6Y8-82553-41-00	9.1m (30 ft)	6Y8-82521-51-00	3.6m (12 ft)		

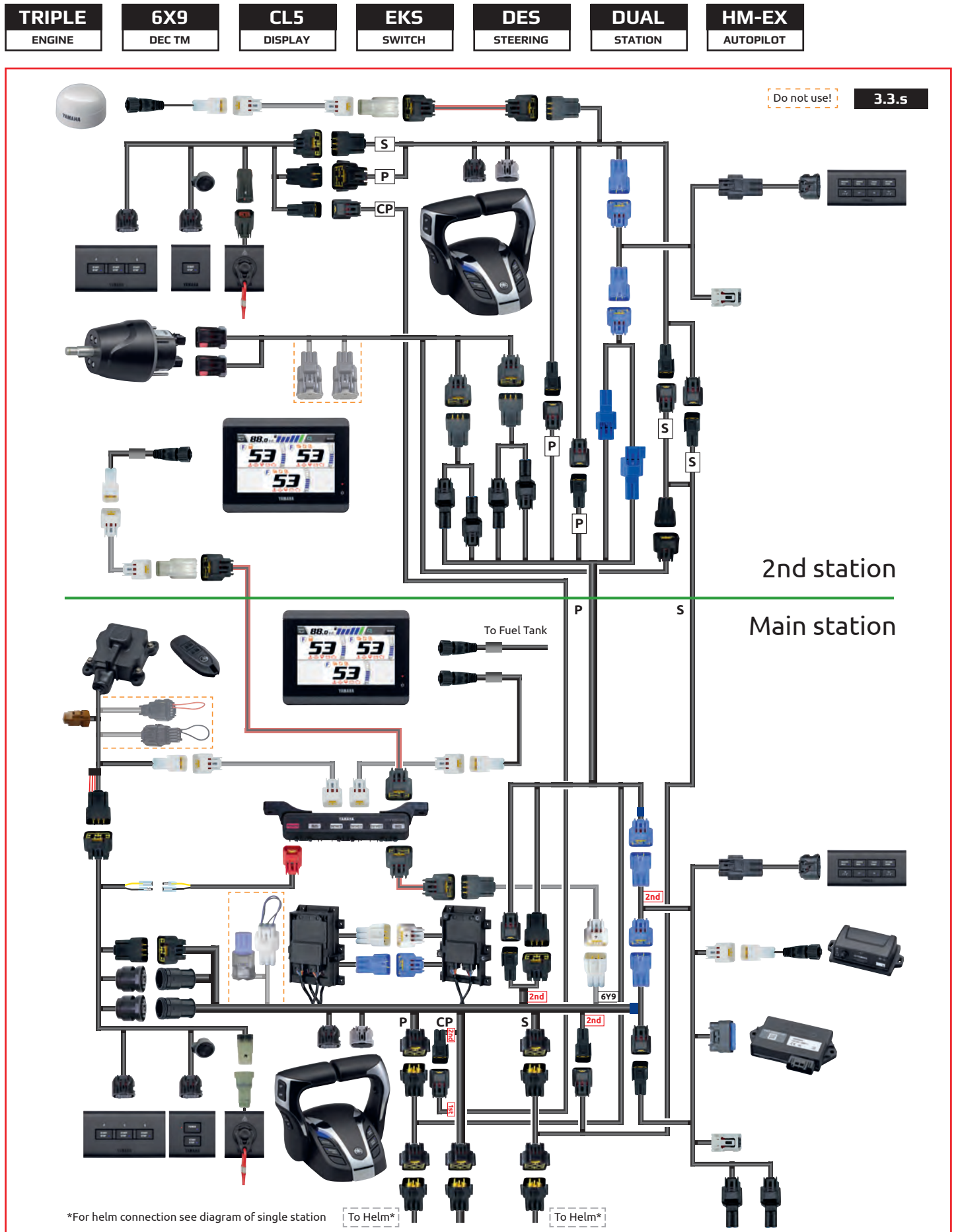
2nd helm harness Port	Length	2nd helm harness Stbd	Length	2nd helm harness Center	Length
6X9-8258A-00-00	5m (16 ft)	6X9-8258A-30-00	5m (16 ft)	6X9-8258A-60-00	5m (16 ft)
6X9-8258A-10-00	8m (26 ft)	6X9-8258A-40-00	8m (26 ft)	6X9-8258A-70-00	8m (26 ft)
6X9-8258A-20-00	12m (38 ft)	6X9-8258A-50-00	12m (38 ft)	6X9-8258A-80-00	12m (38 ft)



Rigging Diagrams

DBW REMOTE CONTROL (2ND STATION)

TRIPLE 2ND STATION LEVEL 3



TRIPLE 2ND STATION LEVEL 3 PARTS

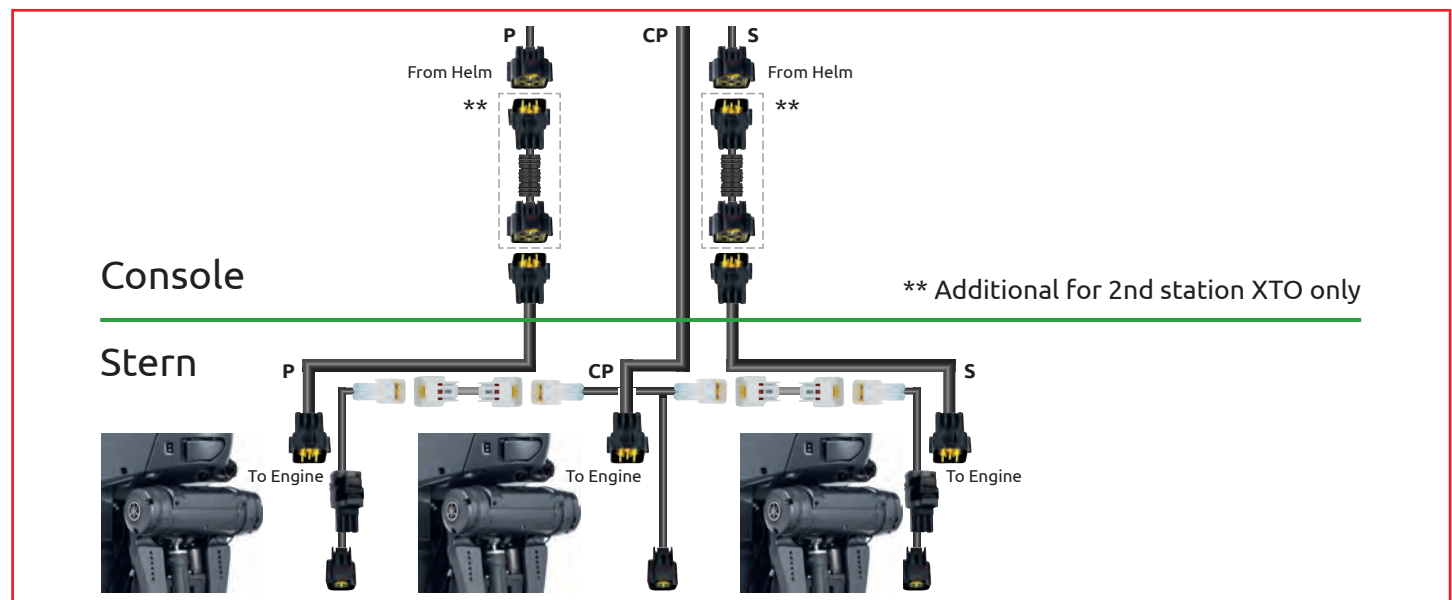
	Description	Qty	Note
	6X9-48207-12-00	1	2nd station
	6YM-83710-14-00	1	Display only
	6YM-83553-00-00	1	
	6Y8-81920-11-00	1	
	6Y8-82521-11-00	1	Other lengths available
LEVEL 1	6Y8-82553-11-00	1	Other lengths available
	6X9-762B0-A1-00	1	
	6X9-8258A-00-00	1	Other lengths available
	6X9-8258A-30-00	1	Other lengths available
	6X9-8258A-60-00	1	Other lengths available
	6GR-8258A-V0-00	2	Only For Integrated Steering
LEVEL 2	6X9-615A0-00-00	1	Tilt type available (Kit: 6GR-762H0-01-00)
	6X9-8258A-B1-00	1	
LEVEL 3	6X9-762P0-11-00	1	
Level 3 requires an compatible multi-function display for map functions			
* For other display options, check the display section in this guide			

KIT CONTENTS

Part Number	Description	Qty	Note
6X9-762B0-A1-00	EKS Kit - Triple 2nd St		
6X9-82570-B1-00	All Start/Stop Switch	1	
6X9-82570-41-00	Start/Stop Switch	1	
6X9-82716-80-00	EKS harness	1	
6X9-82570-C0-00	Lanyard switch	1	
6X9-762P0-11-00	Auto Pilot Panel kit 2nd station		
6X9-8253V-01-00	Autopilot panel	1	
6X9-82386-10-00	BCU Harness	1	Extention available

HARNESS OPTIONS

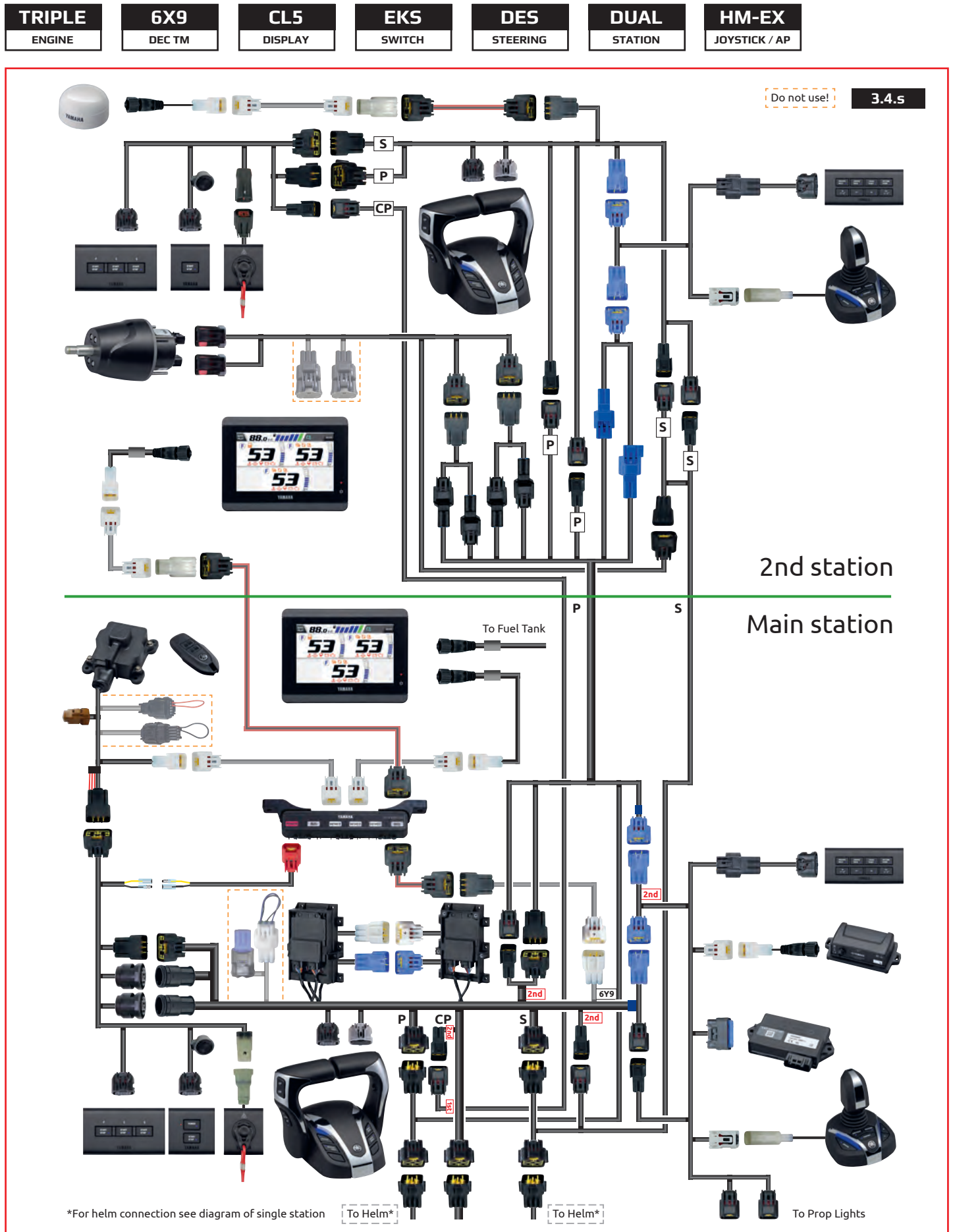
Main bus wire	Length	Pigtail bus wire	Length	2nd helm harness Port	Length
6Y8-82553-01-00	0.3m (1 ft)	6Y8-82521-01-00	0.3m (1 ft)	6X9-8258A-00-00	5m (16 ft)
6Y8-82553-50-00	3m (10 ft)	6Y8-82521-11-00	0.6m (2 ft)	6X9-8258A-10-00	8m (26 ft)
6Y8-82553-11-00	4.6m (15 ft)	6Y8-82521-21-00	0.9m (3 ft)	6X9-8258A-20-00	12m (38 ft)
6Y8-82553-21-00	6.1m (20 ft)	6Y8-82521-31-00	1.8m (6 ft)		
6Y8-82553-31-00	7.6m (25 ft)	6Y8-82521-41-00	2.7m (9 ft)		
6Y8-82553-41-00	9.1m (30 ft)	6Y8-82521-51-00	3.6m (12 ft)		
BCU Extention Harness	Length	2nd helm harness Stbd	Length	2nd helm harness Center	Length
6X9-82521-00-00	4.6m (15 ft)	6X9-8258A-30-00	5m (16 ft)	6X9-8258A-60-00	5m (16 ft)
6X9-82521-10-00	9.1m (30 ft)	6X9-8258A-40-00	8m (26 ft)	6X9-8258A-70-00	8m (26 ft)
		6X9-8258A-50-00	12m (38 ft)	6X9-8258A-80-00	12m (38 ft)



Rigging Diagrams

DBW REMOTE CONTROL (2ND STATION)

TRIPLE 2ND STATION LEVEL 3-4



TRIPLE 2ND STATION LEVEL 3-4 PARTS

	Description	Qty	Note
	6X9-48207-12-00	1	6X9 DEC Top mount - twin/tr/Quad
	6YM-83710-14-00	1	CL5 Color Touch Gauge*
	6YM-83553-00-00	1	Conversion Harness for CL5
	6Y8-81920-11-00	1	Single hub
	6Y8-82521-11-00	1	Pigtail bus wire 0.6m / 2 ft
LEVEL 1	6Y8-82553-11-00	1	Main bus wire 4.6m / 15 ft
	6X9-762B0-A1-00	1	EKS Kit - Triple 2nd St
	6X9-8258A-00-00	1	2nd station harness Port 5m / 16 ft
	6X9-8258A-30-00	1	2nd station harness Stbd 5m / 16 ft
	6X9-8258A-60-00	1	2nd station harness Center 5m / 16 ft
	6GR-8258A-V0-00	2	Extension Harness**
LEVEL 2	6X9-615A0-00-00	1	Compact Helm unit
	6X9-8258A-B1-00	1	Helm harness 2nd St 0.9m / 3 ft
	6X9-762P0-11-00	1	Auto Pilot Panel kit 2nd station
LEVEL 3-4	6X9-482A0-01-00	1	Joystick Assy for 2nd station
Level 4 requires an compatible multi-function display for map functions			
* For other display options, check the display section in this guide			

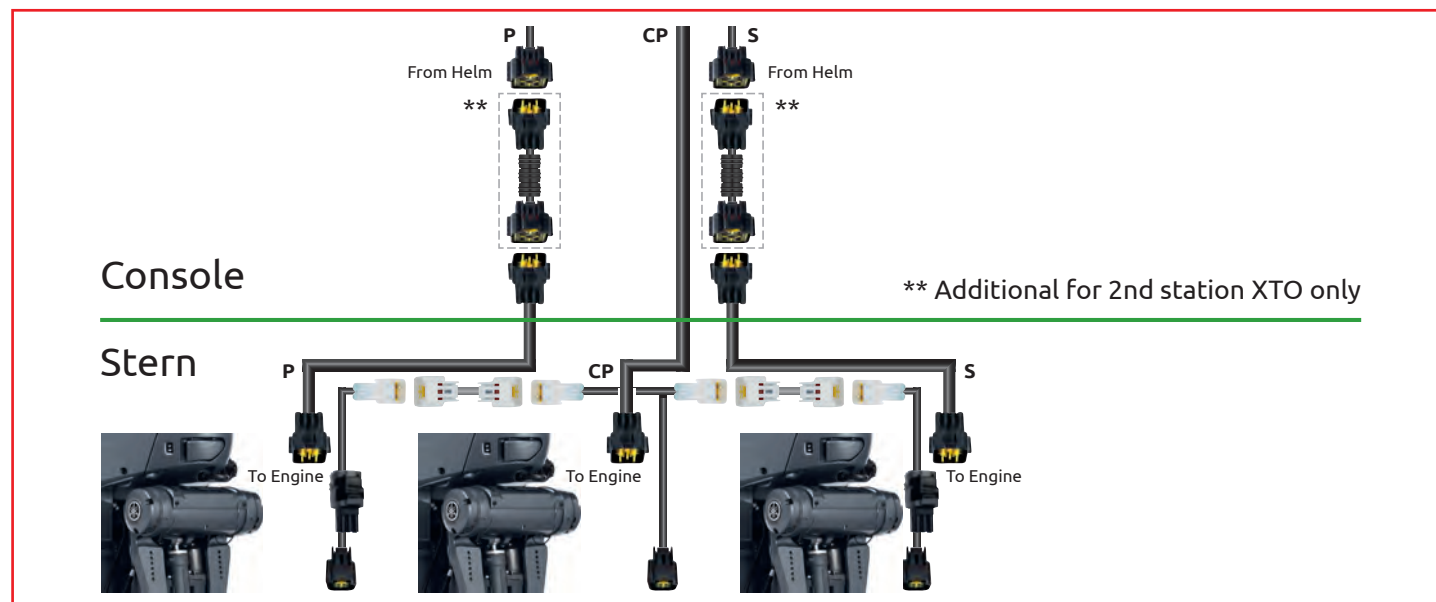
KIT CONTENTS

Part Number	Description	Qty	Note	Part Number	Description	Qty	Note
6X9-762B0-A1-00	EKS Kit - Triple 2nd St			6X9-762P0-11-00	Auto Pilot Panel kit 2nd station		
6X9-82570-B1-00	All Start/Stop Switch	1		6X9-8253V-01-00	Autopilot panel	1	
6X9-82570-41-00	Start/Stop Switch	1		6X9-82386-10-00	BCU Harness	1	Ext. available
6X9-82716-80-00	EKS harness	1					
6X9-82570-C0-00	Lanyard switch	1					

HARNESS OPTIONS

Main bus wire	Length	Pigtail bus wire	Length	2nd helm harness Port	Length
6Y8-82553-01-00	0.3m (1 ft)	6Y8-82521-01-00	0.3m (1 ft)	6X9-8258A-00-00	5m (16 ft)
6Y8-82553-50-00	3m (10 ft)	6Y8-82521-11-00	0.6m (2 ft)	6X9-8258A-10-00	8m (26 ft)
6Y8-82553-11-00	4.6m (15 ft)	6Y8-82521-21-00	0.9m (3 ft)	6X9-8258A-20-00	12m (38 ft)
6Y8-82553-21-00	6.1m (20 ft)	6Y8-82521-31-00	1.8m (6 ft)		
6Y8-82553-31-00	7.6m (25 ft)	6Y8-82521-41-00	2.7m (9 ft)		
6Y8-82553-41-00	9.1m (30 ft)	6Y8-82521-51-00	3.6m (12 ft)		

BCU Extention Harness	Length	2nd helm harness Stbd	Length	2nd helm harness Center	Length
6X9-82521-00-00	4.6m (15 ft)	6X9-8258A-30-00	5m (16 ft)	6X9-8258A-60-00	5m (16 ft)
6X9-82521-10-00	9.1m (30 ft)	6X9-8258A-40-00	8m (26 ft)	6X9-8258A-70-00	8m (26 ft)
		6X9-8258A-50-00	12m (38 ft)	6X9-8258A-80-00	12m (38 ft)

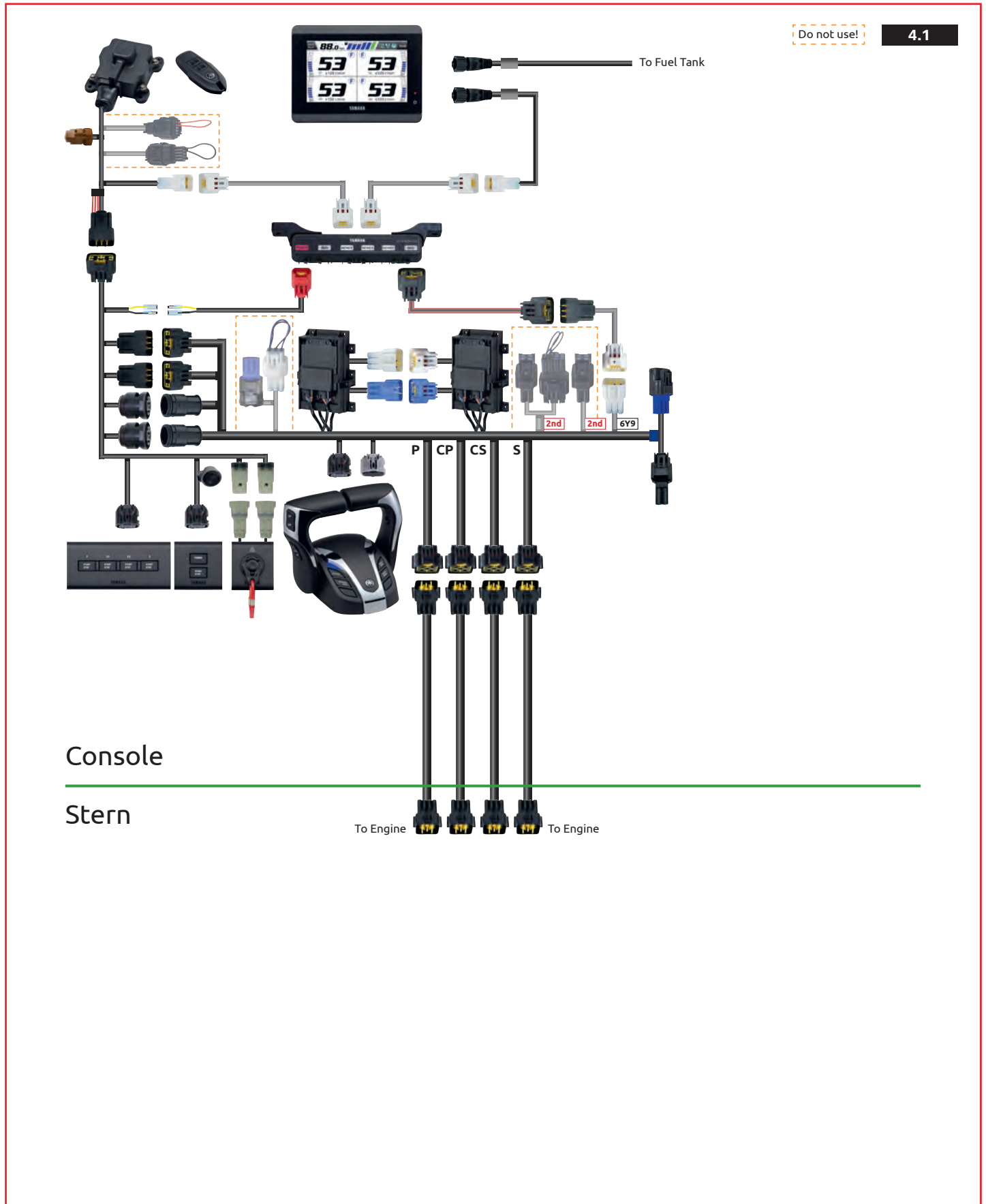


Rigging Diagrams

DBW REMOTE CONTROL (MAIN STATION)

QUAD LEVEL 1

QUAD ENGINE	6X9 DEC TM	CL5 DISPLAY	EKS SWITCH	DES STEERING	SINGLE STATION
-----------------------	----------------------	-----------------------	----------------------	------------------------	--------------------------



QUAD LEVEL 1 PARTS

	Description	Qty	Note
	6X9-48209-00-00	6X9 DEC Top mount - Quad	1
	6YM-762G0-05-00	CL5 Color Touch Gauge Kit - DEC*	1
LEVEL 1	6X9-762B0-31-00	EKS Kit - Quad	1
	6X6-8258A-41-00	Main harness 16P 12m / 39 ft	2 Other lengths available
	6X6-8258A-71-00	Main harness 16P 15m / 49 ft	2 Other lengths available

* For other display options, check the display section in this guide

KIT CONTENTS

6YM-762G0-05-00	CL5 Color Touch Gauge Kit - DEC	Qty	Note
6YM-83710-14-00	CL5 Display	1	
6YM-83553-00-00	Conversion Harness	1	0.9 m (3 ft)
6YD-8356N-00-00	Fuel Tank Wire	1	
6Y8-81920-01-00	Multihub	1	
6Y9-83553-00-00	Conversion harness	1	
6Y8-82553-01-00	Main bus wire	1	0.3m (1 ft), other lengths available
6Y8-82521-31-00	Pigtail bus wire	1	1.8m (6 ft), other lengths available
6Y8-83553-02-00	System power supply	1	
6Y8-82582-11-00	Terminal Cap White	2	

6X9-762B0-31-00	EKS Kit - Quad	Qty	Note
6X9-82570-01-00	Power Switch	1	
6X9-82570-51-00	Individual start stop	1	
6X9-82716-91-00	EKS harness	1	
6X9-82570-D0-00	Lanyard switch	1	
6X9-86254-00-00	Immobilizer + key fob (2pcs)	1	433Mhz
6Y8-82521-11-00	Pigtail bus wire	1	0.6m (2 ft)
6Y8-48277-00-00	Sticker	1	

HARNESS OPTIONS

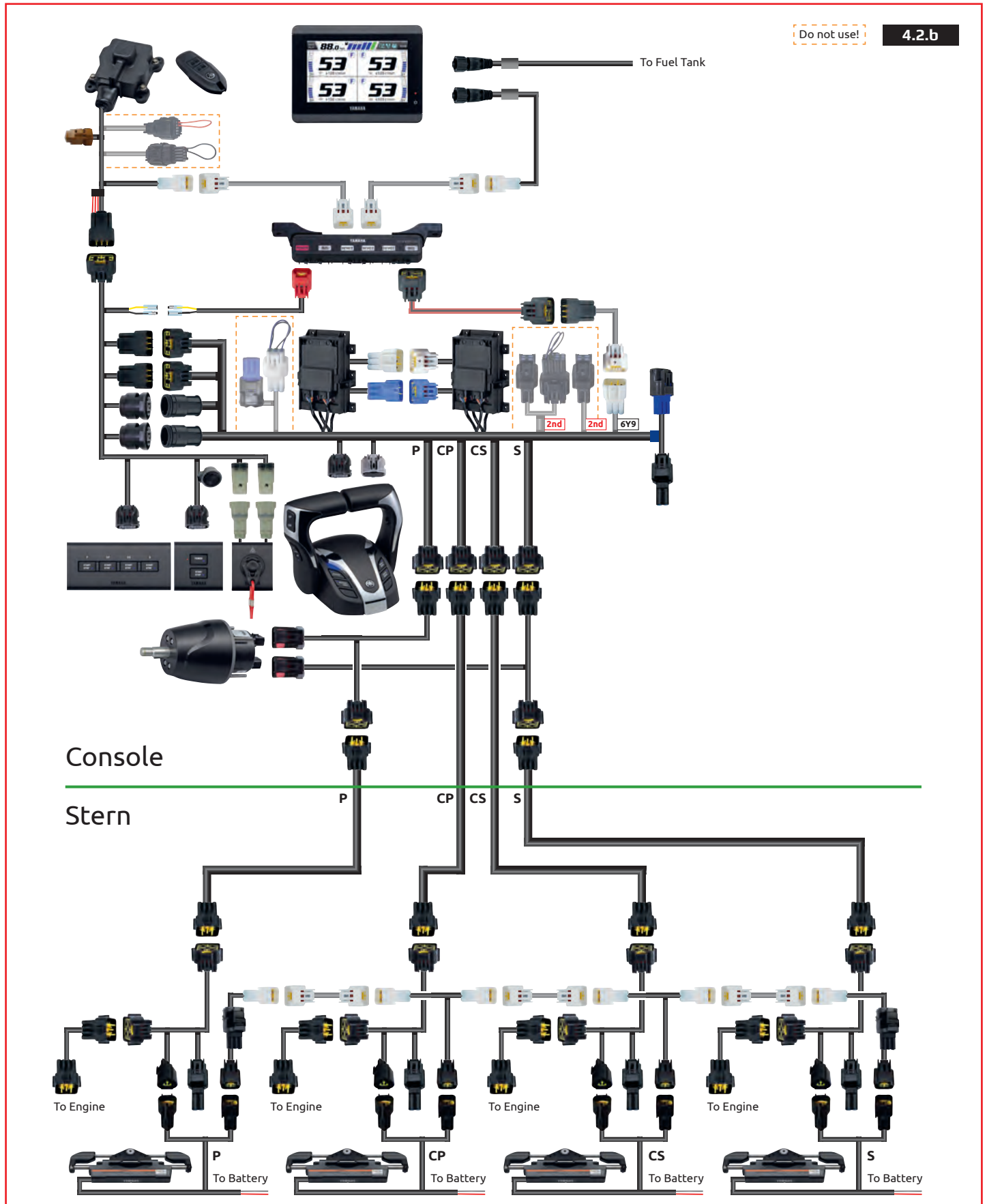
Main harness 16P	Length	Main bus wire	Length	Pigtail bus wire	Length
6X6-8258A-91-00	1.5m (5 ft)	6Y8-82553-01-00	0.3m (1 ft)	6Y8-82521-01-00	0.3m (1 ft)
6X6-8258A-51-00	3.7m (12 ft)	6Y8-82553-50-00	3m (10 ft)	6Y8-82521-11-00	0.6m (2 ft)
6X6-8258A-61-00	5.2m (17 ft)	6Y8-82553-11-00	4.6m (15 ft)	6Y8-82521-21-00	0.9m (3 ft)
6X6-8258A-01-00	6m (19 ft)	6Y8-82553-21-00	6.1m (20 ft)	6Y8-82521-31-00	1.8m (6 ft)
6X6-8258A-11-00	7m (23 ft)	6Y8-82553-31-00	7.6m (25 ft)	6Y8-82521-41-00	2.7m (9 ft)
6X6-8258A-21-00	8m (26 ft)	6Y8-82553-41-00	9.1m (30 ft)	6Y8-82521-51-00	3.6m (12 ft)
6X6-8258A-31-00	10m (32 ft)				
6X6-8258A-41-00	12m (39 ft)				
6X6-8258A-71-00	15m (49 ft)				
6X6-8258A-81-00	24m (79 ft)				

Rigging Diagrams

DBW REMOTE CONTROL (MAIN STATION)

QUAD LEVEL 2 BOLT-ON

QUAD ENGINE	6X9 DEC TM	CL5 DISPLAY	EKS SWITCH	DES BOLT-ON	SINGLE STATION
-----------------------	----------------------	-----------------------	----------------------	-----------------------	--------------------------



QUAD LEVEL 2 BOLT-ON PARTS

	Description	Qty	Note	
LEVEL 1	6X9-48209-00-00	6X9 DEC Top mount - Quad	1	
	6YM-762G0-05-00	CL5 Color Touch Gauge Kit - DEC*	1	
	6X9-762B0-31-00	EKS Kit - Quad	1	
	6X6-8258A-41-00	Main harness 16P 12m / 39 ft	2	Other lengths available
	6X6-8258A-71-00	Main harness 16P 15m / 49 ft	2	Other lengths available
LEVEL 2	6X9-762S0-01-00	Bolt-on DES KIT	4	
	6X9-438A0-00-00	Steering actuator harness 2.4m / 8 ft	4	Other lengths available
	6X6-8258A-51-00	Main harness 16P 3.7m / 12 ft	4	Other lengths available
	6X9-615A0-00-00	Compact Helm unit	1	Tilt type available (Kit: 6GR-762H0-01-00)
	6Y8-82521-11-00	Pigtail Bus Wire 0.6m / 2 ft	3	Other lengths available
	6GR-81115-00-00	SCU link harness (Port/Stbd) 1.5m (5 ft)	2	Other lengths available
	6GR-81115-20-00	SCU link harness (Center) 1.5m (5 ft)	2	Other lengths available
6GR-8258A-11-00	Helm harness Main St Twin/Triple/Quad 0.9m / 3 ft	2	Other lengths available	

* For other display options, check the display section in this guide

KIT CONTENTS

Part Number	Description	Qty	Note
6YM-762G0-05-00	CL5 Color Touch Gauge Kit - DEC	1	
6YM-83710-14-00	CL5 Display	1	
6YM-83553-00-00	Conversion Harness	1	0.9 m (3 ft)
6YD-8356N-00-00	Fuel Tank Wire	1	
6Y8-81920-01-00	Multihub	1	
6Y9-83553-00-00	Conversion harness	1	
6Y8-82553-01-00	Main bus wire	1	0.3m (1 ft), other lengths available
6Y8-82521-31-00	Pigtail bus wire	1	1.8m (6 ft), other lengths available
6Y8-83553-02-00	System power supply	1	
6Y8-82582-11-00	Terminal Cap White	2	

Part Number	Description	Qty	Note
6X9-762B0-31-00	EKS Kit - Quad	1	
6X9-82570-01-00	Power Switch	1	
6X9-82570-51-00	Individual start stop	1	
6X9-82716-91-00	EKS harness	1	
6X9-82570-D0-00	Lanyard switch	1	
6X9-86254-00-00	Immobilizer + key fob (2pcs)	1	433Mhz
6Y8-82521-11-00	Pigtail bus wire	1	0.6m (2 ft)
6Y8-48277-00-00	Sticker	1	

Part Number	Description	Qty	Note
6X9-762S0-01-00	Bolt-on DES KIT	1	
6X9-42401-00-00	Actuator	1	
6X9-8258A-90-00	Split Harness	1	

HARNESS OPTIONS

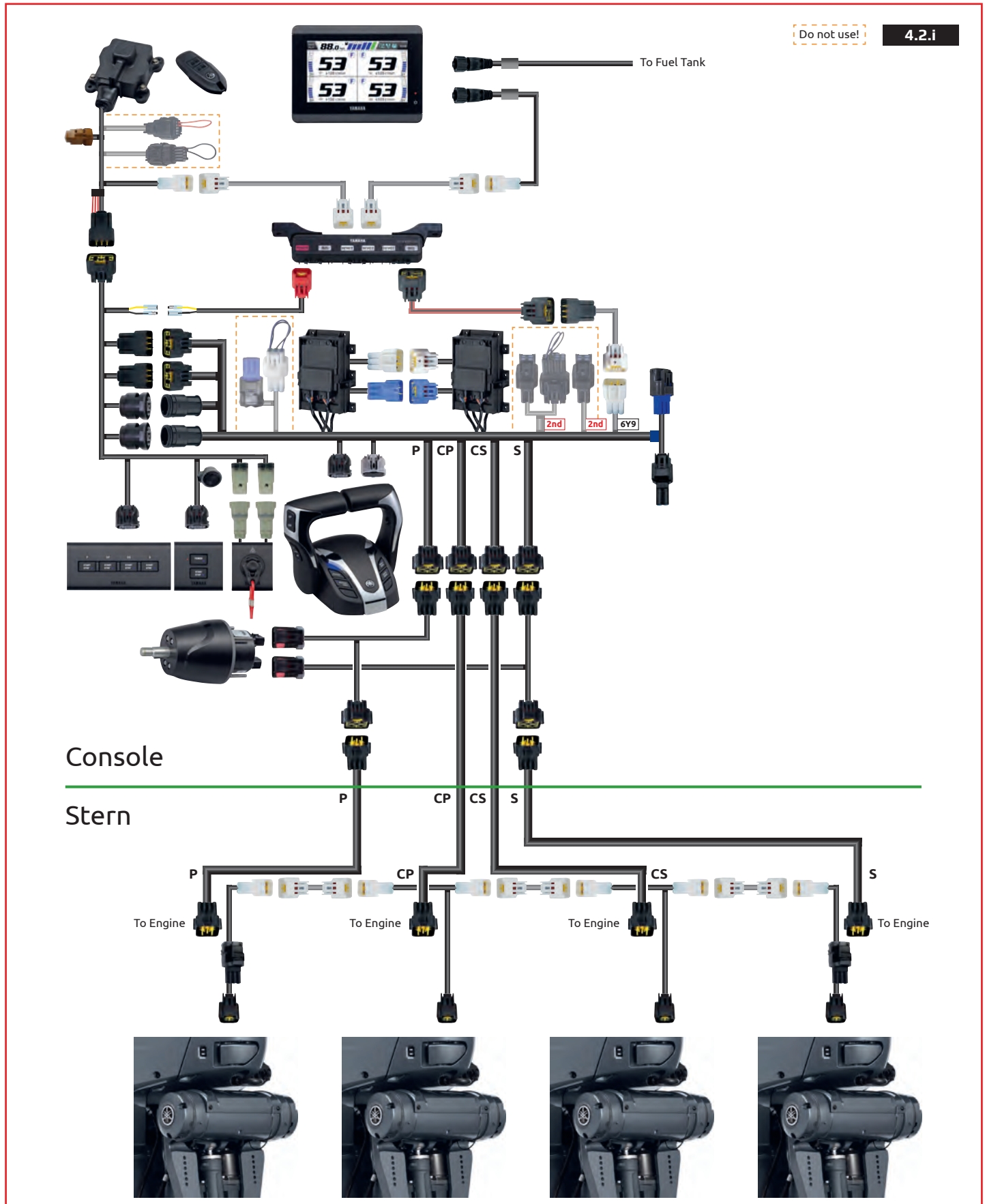
Main harness 16P	Length	Main bus wire	Length	Pigtail bus wire	Length
6X6-8258A-91-00	1.5m (5 ft)	6Y8-82553-01-00	0.3m (1 ft)	6Y8-82521-01-00	0.3m (1 ft)
6X6-8258A-51-00	3.7m (12 ft)	6Y8-82553-50-00	3m (10 ft)	6Y8-82521-11-00	0.6m (2 ft)
6X6-8258A-61-00	5.2m (17 ft)	6Y8-82553-11-00	4.6m (15 ft)	6Y8-82521-21-00	0.9m (3 ft)
6X6-8258A-01-00	6m (19 ft)	6Y8-82553-21-00	6.1m (20 ft)	6Y8-82521-31-00	1.8m (6 ft)
6X6-8258A-11-00	7m (23 ft)	6Y8-82553-31-00	7.6m (25 ft)	6Y8-82521-41-00	2.7m (9 ft)
6X6-8258A-21-00	8m (26 ft)	6Y8-82553-41-00	9.1m (30 ft)	6Y8-82521-51-00	3.6m (12 ft)
6X6-8258A-31-00	10m (32 ft)				
6X6-8258A-41-00	12m (39 ft)	Steering Actuator Harness	Length	Helm Harness	Length
6X6-8258A-71-00	15m (49 ft)	6X9-438A0-00-00	2.4m (8 ft)	6GR-8258A-11-00	0.9m (3 ft)
6X6-8258A-81-00	24m (79 ft)	6X9-438A0-10-00	4.5m (15 ft)	6GR-8258A-51-00	1.8m (6 ft)
		6X9-438A0-20-00	2.4m (8 ft) U-Shape	6GR-8258A-60-00	2.7m (9 ft)
		6X9-438A0-40-00	2.4m (8 ft) Straight with no bulkhead	SCU Link harness Center	Length
SCU Link harness P/S	Length			6X9-81115-10	0.3m (1 ft)
6X9-81115-00-00	0.3m (1 ft)			6GR-81115-20	1.5m (5 ft)
6GR-81115-00-00	1.5m (5 ft)			6GR-81115-30	3.0m (10 ft)
6GR-81115-10-00	3.0m (10 ft)				

Rigging Diagrams

DBW REMOTE CONTROL (MAIN STATION)

QUAD LEVEL 2 INTEGRATED

QUAD ENGINE	6X9 DEC TM	CL5 DISPLAY	EKS SWITCH	DES INTEGRATED	SINGLE STATION
-----------------------	----------------------	-----------------------	----------------------	--------------------------	--------------------------



QUAD LEVEL 2 INTEGRATED PARTS

	Description	Qty	Note
	6X9-48209-00-00	6X9 DEC Top mount - Quad	1
	6YM-762G0-05-00	CL5 Color Touch Gauge Kit - DEC*	1
LEVEL 1	6X9-762B0-31-00	EKS Kit - Quad	1
	6X6-8258A-41-00	Main harness 16P 12m / 39 ft	2 Other lengths available
	6X6-8258A-71-00	Main harness 16P 15m / 49 ft	2 Other lengths available
	6X9-615A0-00-00	Compact Helm unit	1 Tilt type available (Kit: 6GR-762H0-01-00)
	6GR-81115-00-00	SCU link harness (Port/ Stbd) 1.5m (5 ft)	2 Other lengths available
LEVEL 2	6GR-81115-20-00	SCU link harness (Center) 1.5m (5 ft)	2 Other lengths available
	6Y8-82521-11-00	Pigtail bus wire 0.6m / 2 ft	3 Other lengths available
	6GR-8258A-11-00	Helm harness Main St Twin/Triple/Quad 0,9m / 3 ft	2 Other lengths available

* For other display options, check the display section in this guide

KIT CONTENTS

Part Number	Description	Qty	Note
6YM-762G0-05-00	CL5 Color Touch Gauge Kit - DEC	1	
6YM-83710-14-00	CL5 Display	1	
6YM-83553-00-00	Conversion Harness	1	0.9 m (3 ft)
6YD-8356N-00-00	Fuel Tank Wire	1	
6Y8-81920-01-00	Multihub	1	
6Y9-83553-00-00	Conversion harness	1	
6Y8-82553-01-00	Main bus wire	1	0.3m (1 ft), other lengths available
6Y8-82521-31-00	Pigtail bus wire	1	1.8m (6 ft), other lengths available
6Y8-83553-02-00	System power supply	1	
6Y8-82582-11-00	Terminal Cap White	2	

Part Number	Description	Qty	Note
6X9-762B0-31-00	EKS Kit - Quad	1	
6X9-82570-01-00	Power Switch	1	
6X9-82570-51-00	Individual start stop	1	
6X9-82716-91-00	EKS harness	1	
6X9-82570-D0-00	Lanyard switch	1	
6X9-86254-00-00	Immobilizer + key fob (2pcs)	1	433Mhz
6Y8-82521-11-00	Pigtail bus wire	1	0.6m (2 ft)
6Y8-48277-00-00	Sticker	1	

HARNESS OPTIONS

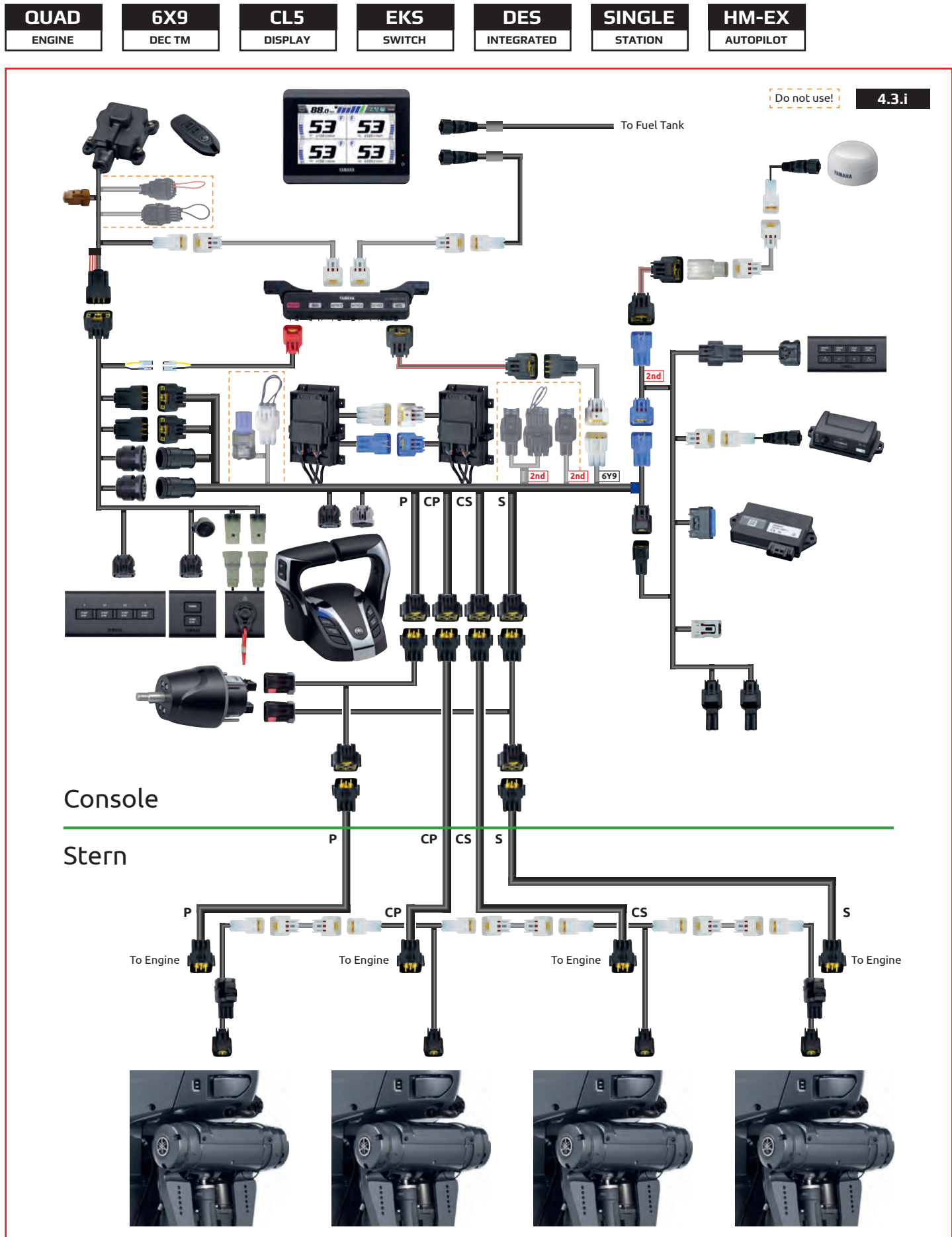
Main harness 16P	Length	Main bus wire	Length	Pigtail bus wire	Length
6X6-8258A-91-00	1.5m (5 ft)	6Y8-82553-01-00	0.3m (1 ft)	6Y8-82521-01-00	0.3m (1 ft)
6X6-8258A-51-00	3.7m (12 ft)	6Y8-82553-50-00	3m (10 ft)	6Y8-82521-11-00	0.6m (2 ft)
6X6-8258A-61-00	5.2m (17 ft)	6Y8-82553-11-00	4.6m (15 ft)	6Y8-82521-21-00	0.9m (3 ft)
6X6-8258A-01-00	6m (19 ft)	6Y8-82553-21-00	6.1m (20 ft)	6Y8-82521-31-00	1.8m (6 ft)
6X6-8258A-11-00	7m (23 ft)	6Y8-82553-31-00	7.6m (25 ft)	6Y8-82521-41-00	2.7m (9 ft)
6X6-8258A-21-00	8m (26 ft)	6Y8-82553-41-00	9.1m (30 ft)	6Y8-82521-51-00	3.6m (12 ft)
6X6-8258A-31-00	10m (32 ft)				
6X6-8258A-41-00	12m (39 ft)				
6X6-8258A-71-00	15m (49 ft)				
6X6-8258A-81-00	24m (79 ft)				

Helm Harness	Length	SCU Link harness P/S	Length	SCU Link harness Center	Length
6GR-8258A-11-00	0.9m (3 ft)	6X9-81115-00-00	0.3m (1 ft)	6X9-81115-10	0.3m (1 ft)
6GR-8258A-51-00	1.8m (6 ft)	6GR-81115-00-00	1.5m (5 ft)	6GR-81115-20	1.5m (5 ft)
6GR-8258A-60-00	2.7m (9 ft)	6GR-81115-10-00	3.0m (10 ft)	6GR-81115-30	3.0m (10 ft)

Rigging Diagrams

DBW REMOTE CONTROL (MAIN STATION)

QUAD LEVEL 3 INTEGRATED



QUAD LEVEL 3 INTEGRATED PARTS

	Description	Qty	Note	
LEVEL 1	6X9-48209-00-00	6X9 DEC Top mount - Quad	1	
	6YM-762G0-05-00	CL5 Color Touch Gauge Kit - DEC*	1	
	6X9-762B0-31-00	EKS Kit - Quad	1	
	6X6-8258A-41-00	Main harness 16P 12m / 39 ft	2	Other lengths available
	6X6-8258A-71-00	Main harness 16P 15m / 49 ft	2	Other lengths available
LEVEL 2	6X9-76250-01-00	Compact Helm unit	1	Tilt type available (Kit: 6GR-762H0-01-00)
	6GR-81115-00-00	SCU link harness (Port/ Stbd) 1.5m (5 ft)	2	Other lengths available
	6GR-81115-20-00	SCU link harness (Center) 1.5m (5 ft)	2	Other lengths available
	6Y8-82521-11-00	Pigtail bus wire 0.6m / 2 ft	3	Other lengths available
	6GR-8258A-11-00	Helm harness Main St Twin/Triple/Quad 0,9m / 3 ft	2	Other lengths available
LEVEL 3	**	Auto Pilot Kit	1	
	6Y8-82553-50-00	Main bus wire 3m / 10 ft	1	Other lengths available
	6Y8-82521-01-00	Pigtail bus wire 0.3m / 1 ft	1	Other lengths available

Level 3 requires an compatible multi-function display for map functions

* For other display options, check the display section in this guide | ** Order at the local distributor sales department

KIT CONTENTS

Part Number	Description	Qty	Note
6YM-762G0-05-00	CL5 Color Touch Gauge Kit - DEC	1	
6YM-83710-14-00	CL5 Display	1	
6YM-83553-00-00	Conversion Harness	1	0.9 m (3 ft)
6YD-8356N-00-00	Fuel Tank Wire	1	
6Y8-81920-01-00	Multihub	1	
6Y9-83553-00-00	Conversion harness	1	
6Y8-82553-01-00	Main bus wire	1	0.3m (1 ft), other lengths available
6Y8-82521-31-00	Pigtail bus wire	1	1.8m (6 ft), other lengths available
6Y8-83553-02-00	System power supply	1	
6Y8-82582-11-00	Terminal Cap White	2	

Part Number	Description	Qty	Note	**	Auto Pilot Kit	Qty	Note
6X9-762B0-31-00	EKS Kit - Quad						
6X9-82570-01-00	Power Switch	1		6X9-8253V-01-00	Autopilot panel	1	
6X9-82570-51-00	Individual start stop	1		6X9-88107-01-00	GPS antenna	1	
6X9-82716-91-00	EKS harness	1		6X9-8A410-01-00	Heading sensor	1	
6X9-82570-D0-00	Lanyard switch	1		6X9-8591T-13-00	Boat Control Unit	1	
6X9-86254-00-00	Immobilizer + key fob (2pcs)	1	433Mhz	6Y8-81920-11-00	Single hub	1	
6Y8-82521-11-00	Pigtail bus wire	1	0.6m (2 ft)	6X9-82386-01-00	BCU Harness	1	Ext. available
6Y8-48277-00-00	Sticker	1		6YM-83553-00-00	Conversion harness	2	0.9m (3 ft)

** Order at the local distributor sales department

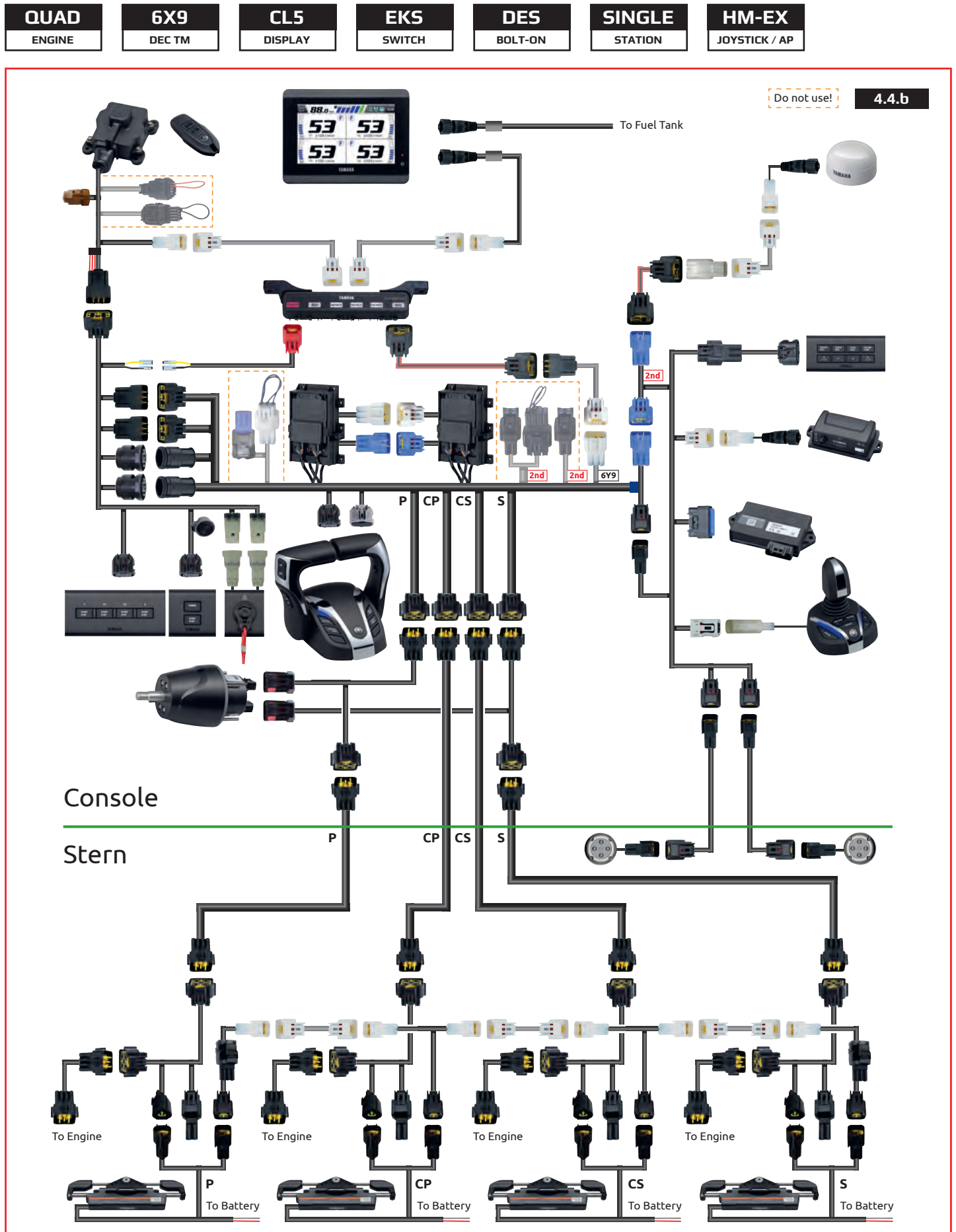
HARNESS OPTIONS

Main harness 16P	Length (m)	Main bus wire	Length	Pigtail bus wire	Length
6X6-8258A-91-00	1.5m (5 ft)	6Y8-82553-01-00	0.3m (1 ft)	6Y8-82521-01-00	0.3m (1 ft)
6X6-8258A-51-00	3.7m (12 ft)	6Y8-82553-50-00	3m (10 ft)	6Y8-82521-11-00	0.6m (2 ft)
6X6-8258A-61-00	5.2m (17 ft)	6Y8-82553-11-00	4.6m (15 ft)	6Y8-82521-21-00*	0.9m (3 ft)
6X6-8258A-01-00	6m (19 ft)	6Y8-82553-21-00	6.1m (20 ft)	6Y8-82521-31-00	1.8m (6 ft)
6X6-8258A-11-00	7m (23 ft)	6Y8-82553-31-00	7.6m (25 ft)	6Y8-82521-41-00	2.7m (9 ft)
6X6-8258A-21-00	8m (26 ft)	6Y8-82553-41-00	9.1m (30 ft)	6Y8-82521-51-00	3.6m (12 ft)
6X6-8258A-31-00	10m (32 ft)			* Max length GPS antenna connection	
6X6-8258A-41-00	12m (39 ft)	Helm Harness	Length		
6X6-8258A-71-00	15m (49 ft)	6GR-8258A-11-00	0.9m (3 ft)	SCU Link harness P/S	Length
6X6-8258A-81-00	24m (79 ft)	6GR-8258A-51-00	1.8m (6 ft)	6X9-81115-00-00	0.3m (1 ft)
		6GR-8258A-60-00	2.7m (9 ft)	6GR-81115-00-00	1.5m (5 ft)
				6GR-81115-10-00	3.0m (10 ft)
SCU Link harness Center	Length	Extension for Prop lights	Length	BCU Extention Harness	Length
6X9-81115-10-00	0.3m (1 ft)	6X9-82586-20-00	6m (19 ft)	6X9-82521-00-00	4.6m (15 ft)
6GR-81115-20-00	1.5m (5 ft)	6X9-82586-30-00	9.1m (30 ft)	6X9-82521-10-00	9.1m (30 ft)
6GR-81115-30-00	3.0m (10 ft)	6X9-82586-40-00	12.2m (40 ft)		

Rigging Diagrams

DBW REMOTE CONTROL (MAIN STATION)

QUAD LEVEL 3-4 BOLT-ON



QUAD LEVEL 3-4 BOLT-ON PARTS

	Description	Qty	Note	
LEVEL 1	6X9-48209-00-00	6X9 DEC Top mount - Quad	1	
	6YM-762G0-05-00	CL5 Color Touch Gauge Kit - DEC*	1	
	6X9-762B0-31-00	EKS Kit - Quad	1	
	6X6-8258A-41-00	Main harness 16P 12m / 39 ft	2	Other lengths available
	6X6-8258A-71-00	Main harness 16P 15m / 49 ft	2	Other lengths available
LEVEL 2	6X9-762S0-01-00	Bolt-on DES KIT	4	
	6X9-438A0-00-00	Steering actuator harness 2.4m / 8 ft	4	Other lengths available
	6X6-8258A-51-00	Main harness 16P 3.7m / 12 ft	4	Other lengths available
	6X9-615A0-00-00	Compact Helm unit	1	Tilt type available (Kit: 6GR-762H0-01-00)
	6Y8-82521-11-00	Pigtail bus wire 0.6m / 2 ft	3	Other lengths available
	6GR-81115-00-00	SCU link harness (Port/Stbd) 1.5m (5 ft)	2	Other lengths available
	6GR-81115-20-00	SCU link harness (Center) 1.5m (5 ft)	2	Other lengths available
LEVEL 3-4	6GR-8258A-11-00	Helm harness Main St Twin/Triple/Quad 0.9m / 3 ft	2	Other lengths available
	**	Joystick/AP Kit - Quad	1	
	6Y8-82553-50-00	Main bus wire 3m / 10 ft	1	Other lengths available
	6Y8-82521-01-00	Pigtail bus wire 0.3m / 1 ft	1	Other lengths available

Level 4 requires an compatible multi-function display for map functions

* For other display options, check the display section in this guide | ** Order at the local distributor sales department

KIT CONTENTS

6YM-762G0-05-00	CL5 Color Touch Gauge Kit - DEC	Qty	Note
6YM-83710-14-00	CL5 Display	1	
6YM-83553-00-00	Conversion Harness	1	0.9 m (3 ft)
6YD-8356N-00-00	Fuel Tank Wire	1	
6Y8-81920-01-00	Multihub	1	
6Y9-83553-00-00	Conversion harness	1	
6Y8-82553-01-00	Main bus wire	1	0.3m (1 ft), other lengths available
6Y8-82521-31-00	Pigtail bus wire	1	1.8m (6 ft), other lengths available
6Y8-83553-02-00	System power supply	1	
6Y8-82582-11-00	Terminal Cap White	2	

6X9-762B0-31-00	EKS Kit - Quad	Qty	Note	**	Joystick/AP Kit - Quad	Qty	Note
6X9-82570-01-00	Power Switch	1		6X9-8253V-01-00	Autopilot panel	1	
6X9-82570-51-00	Individual start stop	1		6X9-88107-01-00	GPS antenna	1	
6X9-82716-91-00	EKS harness	1		6X9-8A410-01-00	Heading sensor	1	
6X9-82570-D0-00	Lanyard switch	1		6X9-8591T-43-00	Boat Control Unit (BCU)	1	
6X9-86254-00-00	Immobilizer + key fob (2pcs)	1	433Mhz	6Y8-81920-11-00	Single hub	1	
6Y8-82521-11-00	Pigtail bus wire	1	0.6m (2 ft)	6X9-82386-01-00	BCU Harness	1	
6Y8-48277-00-00	Sticker	1		6YM-83553-00-00	Conversion harness	2	Ext. available
6X9-762S0-01-00	Bolt-on DES KIT	Qty	Note	6X9-482A0-01-00	Joystick Assy	1	0.9m (3 ft)
6X9-42401-00-00	Actuator	1		6ES-83720-02-00	Prop lights	2	
6X9-8258A-90-00	Split Harness	1		** Order at the local distributor sales department			

HARNES OPTIONS

Main harness 16P	Length	Main bus wire	Length	Pigtail bus wire	Length
6X6-8258A-91-00	1.5m (5 ft)	6Y8-82553-01-00	0.3m (1 ft)	6Y8-82521-01-00	0.3m (1 ft)
6X6-8258A-51-00	3.7m (12 ft)	6Y8-82553-50-00	3m (10 ft)	6Y8-82521-11-00	0.6m (2 ft)
6X6-8258A-61-00	5.2m (17 ft)	6Y8-82553-11-00	4.6m (15 ft)	6Y8-82521-21-00*	0.9m (3 ft)
6X6-8258A-01-00	6m (19 ft)	6Y8-82553-21-00	6.1m (20 ft)	6Y8-82521-31-00	1.8m (6 ft)
6X6-8258A-11-00	7m (23 ft)	6Y8-82553-31-00	7.6m (25 ft)	6Y8-82521-41-00	2.7m (9 ft)
6X6-8258A-21-00	8m (26 ft)	6Y8-82553-41-00	9.1m (30 ft)	6Y8-82521-51-00	3.6m (12 ft)
6X6-8258A-31-00	10m (32 ft)			* Max length GPS antenna connection	
6X6-8258A-41-00	12m (39 ft)	Steering Actuator Harness	Length	Helm Harness	Length
6X6-8258A-71-00	15m (49 ft)	6X9-438A0-00-00	2.4m (8 ft)	6GR-8258A-11-00	0.9m (3 ft)
6X6-8258A-81-00	24m (79 ft)	6X9-438A0-10-00	4.5m (15 ft)	6GR-8258A-51-00	1.8m (6 ft)
		6X9-438A0-20-00	2.4m (8 ft) U-Shape	6GR-8258A-60-00	2.7m (9 ft)
SCU Link harness P/S	Length	6X9-438A0-40-00	2.4m (8 ft) Straight with no bulkhead	Extension for Prop lights	Length
6X9-81115-00-00	0.3m (1 ft)			6X9-82586-20-00	6m (19 ft)
6GR-81115-00-00	1.5m (5 ft)	SCU Link harness Center	Length	6X9-82586-30-00	9.1m (30 ft)
6GR-81115-10-00	3.0m (10 ft)	6X9-81115-10-00	0.3m (1 ft)	6X9-82586-40-00	12.2m (40 ft)
BCU Extention Harness	Length	6GR-81115-20-00	1.5m (5 ft)		
6X9-82521-00-00	4.6m (15 ft)	6GR-81115-30-00	3.0m (10 ft)		
6X9-82521-10-00	9.1m (30 ft)				

QUAD LEVEL 3-4 INTEGRATED PARTS

	Description	Qty	Note	
LEVEL 1	6X9-48209-00-00	6X9 DEC Top mount - Quad	1	
	6YM-762G0-05-00	CL5 Color Touch Gauge Kit - DEC*	1	
	6X9-762B0-31-00	EKS Kit - Quad	1	
	6X6-8258A-41-00	Main harness 16P 12m / 39 ft	2	Other lengths available
	6X6-8258A-71-00	Main harness 16P 15m / 49 ft	2	Other lengths available
LEVEL 2	6X9-762S0-01-00	Compact Helm unit	1	Tilt type available (Kit: 6GR-762H0-01-00)
	6GR-81115-00-00	SCU link harness (Port/ Stbd) 1.5m (5 ft)	2	Other lengths available
	6GR-81115-20-00	SCU link harness (Center) 1.5m (5 ft)	2	Other lengths available
	6Y8-82521-11-00	Pigtail bus wire 0.6m / 2 ft	3	Other lengths available
	6GR-8258A-11-00	Helm harness Main St Twin/Triple/Quad 0,9m / 3 ft	2	Other lengths available
LEVEL 3-4	**	Joystick/AP Kit - Quad	1	
	6Y8-82553-50-00	Main bus wire 3m / 10 ft	1	Other lengths available
	6Y8-82521-01-00	Pigtail bus wire 0.3m / 1 ft	1	Other lengths available

Level 4 requires an compatible multi-function display for map functions
 * For other display options, check the display section in this guide | ** Order at the local distributor sales department

HARNESS OPTIONS

Part Number	Description	Qty	Note
6YM-762G0-05-00	CL5 Color Touch Gauge Kit - DEC	1	
6YM-83710-14-00	CL5 Display	1	
6YM-83553-00-00	Conversion Harness	1	0.9 m (3 ft)
6YD-8356N-00-00	Fuel Tank Wire	1	
6Y8-81920-01-00	Multihub	1	
6Y9-83553-00-00	Conversion harness	1	
6Y8-82553-01-00	Main bus wire	1	0.3m (1 ft), other lengths available
6Y8-82521-31-00	Pigtail bus wire	1	1.8m (6 ft), other lengths available
6Y8-83553-02-00	System power supply	1	
6Y8-82582-11-00	Terminal Cap White	2	

Part Number	Description	Qty	Note	Part Number	Description	Qty	Note
6X9-762B0-31-00	EKS Kit - Quad	1		**	Joystick/AP Kit - Quad	1	
6X9-82570-01-00	Power Switch	1		6X9-8253V-01-00	Autopilot panel	1	
6X9-82570-51-00	Individual start stop	1		6X9-88107-01-00	GPS antenna	1	
6X9-82716-91-00	EKS harness	1		6X9-8A410-01-00	Heading sensor	1	
6X9-82570-D0-00	Lanyard switch	1		6X9-8591T-43-00	Boat Control Unit (BCU)	1	
6X9-86254-00-00	Immobilizer + key fob (2pcs)	1	433Mhz	6Y8-81920-11-00	Single hub	1	
6Y8-82521-11-00	Pigtail bus wire	1	0.6m (2 ft)	6X9-82386-01-00	BCU Harness	1	Ext. available
6Y8-48277-00-00	Sticker	1		6YM-83553-00-00	Conversion harness	2	0.9m (3 ft)
				6X9-482A0-01-00	Joystick Assy	1	
				6ES-83720-02-00	Prop lights	2	

** Order at the local distributor sales department

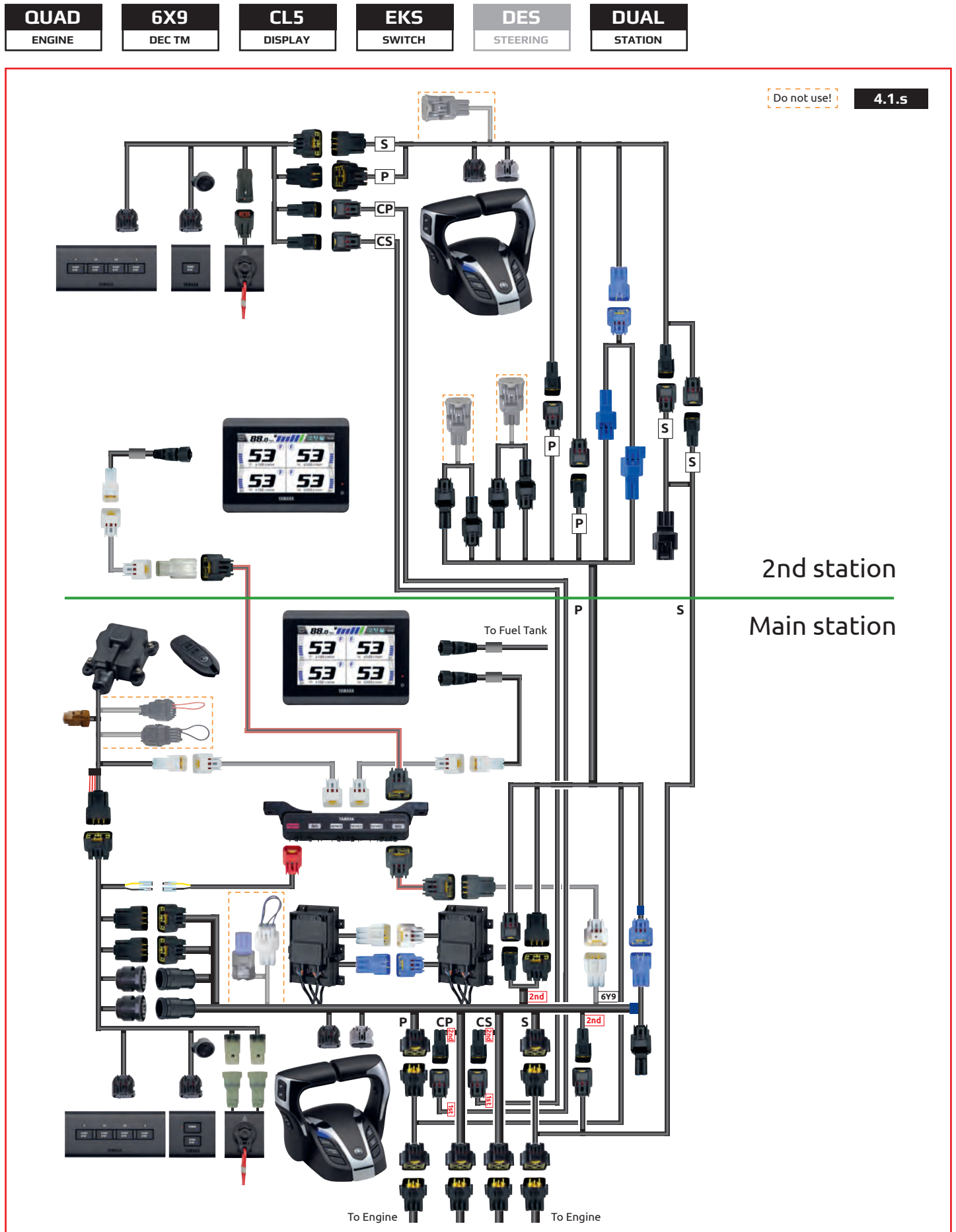
HARNESS OPTIONS

Main harness 16P	Length (m)	Main bus wire	Length	Pigtail bus wire	Length
6X6-8258A-91-00	1.5m (5 ft)	6Y8-82553-01-00	0.3m (1 ft)	6Y8-82521-01-00	0.3m (1 ft)
6X6-8258A-51-00	3.7m (12 ft)	6Y8-82553-50-00	3m (10 ft)	6Y8-82521-11-00	0.6m (2 ft)
6X6-8258A-61-00	5.2m (17 ft)	6Y8-82553-11-00	4.6m (15 ft)	6Y8-82521-21-00*	0.9m (3 ft)
6X6-8258A-01-00	6m (19 ft)	6Y8-82553-21-00	6.1m (20 ft)	6Y8-82521-31-00	1.8m (6 ft)
6X6-8258A-11-00	7m (23 ft)	6Y8-82553-31-00	7.6m (25 ft)	6Y8-82521-41-00	2.7m (9 ft)
6X6-8258A-21-00	8m (26 ft)	6Y8-82553-41-00	9.1m (30 ft)	6Y8-82521-51-00	3.6m (12 ft)
6X6-8258A-31-00	10m (32 ft)			* Max length GPS antenna connection	
6X6-8258A-41-00	12m (39 ft)	Helm Harness	Length	SCU Link harness P/S	Length
6X6-8258A-71-00	15m (49 ft)	6GR-8258A-11-00	0.9m (3 ft)	6X9-81115-00-00	0.3m (1 ft)
6X6-8258A-81-00	24m (79 ft)	6GR-8258A-51-00	1.8m (6 ft)	6GR-81115-00-00	1.5m (5 ft)
		6GR-8258A-60-00	2.7m (9 ft)	6GR-81115-10-00	3.0m (10 ft)
SCU Link harness Center	Length	Extension for Prop lights	Length	BCU Extention Harness	Length
6X9-81115-10-00	0.3m (1 ft)	6X9-82586-20-00	6m (19 ft)	6X9-82521-00-00	4.6m (15 ft)
6GR-81115-20-00	1.5m (5 ft)	6X9-82586-30-00	9.1m (30 ft)	6X9-82521-10-00	9.1m (30 ft)
6GR-81115-30-00	3.0m (10 ft)	6X9-82586-40-00	12.2m (40 ft)		

Rigging Diagrams

DBW REMOTE CONTROL (2ND STATION)

QUAD 2ND STATION LEVEL 1



QUAD 2ND STATION LEVEL 1 PARTS

	Description	Qty	Note
	6X9-48207-12-00 6X9 DEC Top mount - twin/tr/Quad	1	2nd station
	6YM-83710-14-00 CL5 Color Touch Gauge*	1	Display only
	6YM-83553-00-00 Conversion Harness for CL5	1	
	6Y8-81920-11-00 Single hub	1	
LEVEL 1	6Y8-82521-11-00 Pigtail bus wire 0.6m / 2 ft	1	Other lengths available
	6Y8-82553-11-00 Main bus wire 4.6m / 15 ft	1	Other lengths available
	6X9-762B0-B1-00 EKS Kit - Quad 2nd St	1	
	6X9-8258A-00-00 2nd station harness Port 5m / 16 ft	1	Other lengths available
	6X9-8258A-30-00 2nd station harness Stbd 5m / 16 ft	1	Other lengths available
	6X9-8258A-60-00 2nd station harness Center 5m / 16 ft	2	Other lengths available

* For other display options, check the display section in this guide

KIT CONTENTS

Part Number	Description	Qty	Note
6X9-762B0-B1-00	EKS Kit - Quad 2nd St		
6X9-82570-B1-00	All Start/Stop Switch	1	
6X9-82570-51-00	Start/Stop Switch	1	
6X9-82716-A0-00	EKS harness	1	
6X9-82570-D0-00	Lanyard switch	1	

HARNESS OPTIONS

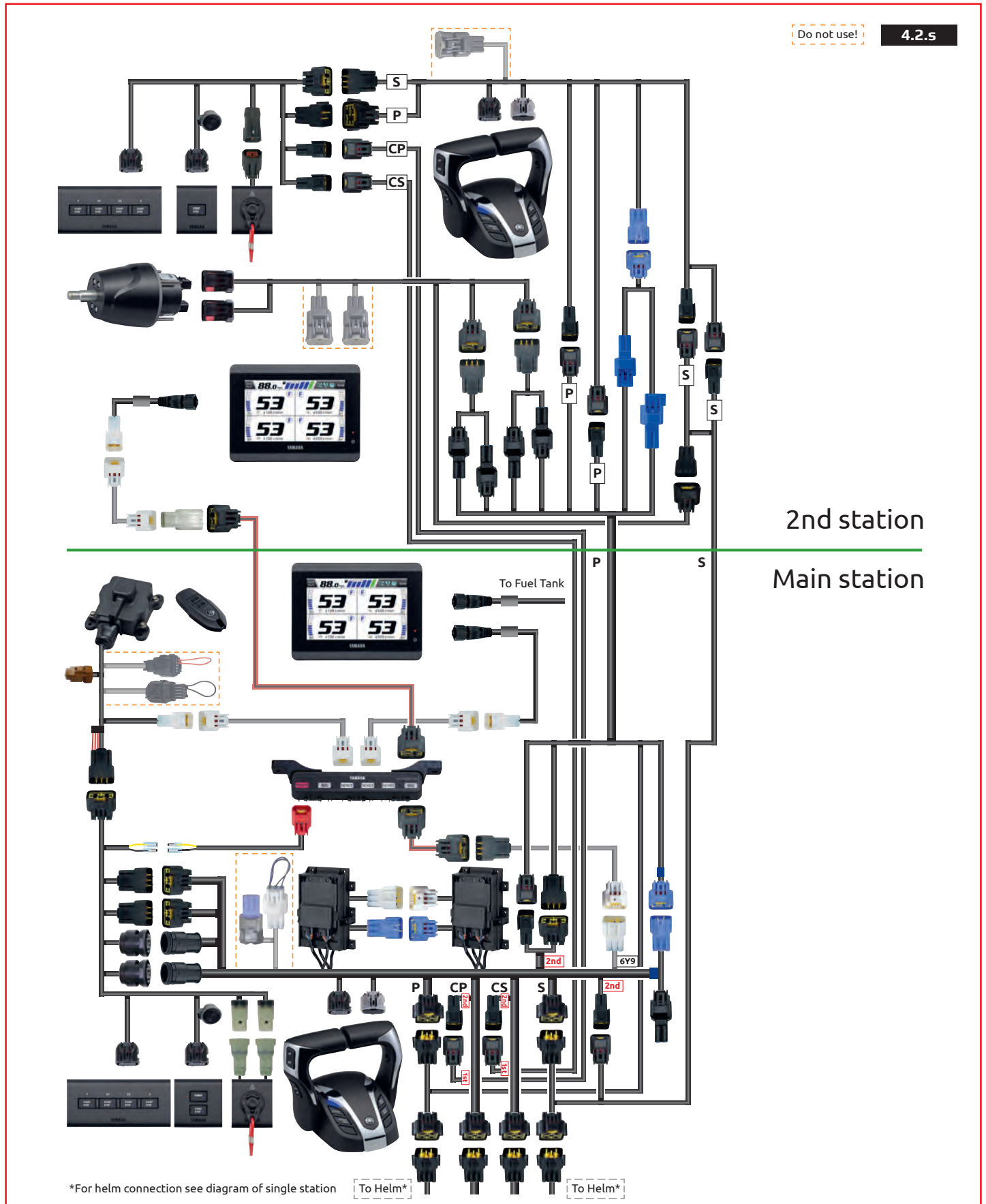
Main bus wire		Pigtail bus wire		2nd helm harness Port		2nd helm harness Stbd		2nd helm harness Center	
	Length		Length		Length		Length		Length
6Y8-82553-01-00	0.3m (1 ft)	6Y8-82521-01-00	0.3m (1 ft)	6X9-8258A-00-00	5m (16 ft)	6X9-8258A-30-00	5m (16 ft)	6X9-8258A-60-00	5m (16 ft)
6Y8-82553-50-00	3m (10 ft)	6Y8-82521-11-00	0.6m (2 ft)	6X9-8258A-10-00	8m (26 ft)	6X9-8258A-40-00	8m (26 ft)	6X9-8258A-70-00	8m (26 ft)
6Y8-82553-11-00	4.6m (15 ft)	6Y8-82521-21-00	0.9m (3 ft)	6X9-8258A-20-00	12m (38 ft)	6X9-8258A-50-00	12m (38 ft)	6X9-8258A-80-00	12m (38 ft)
6Y8-82553-21-00	6.1m (20 ft)	6Y8-82521-31-00	1.8m (6 ft)						
6Y8-82553-31-00	7.6m (25 ft)	6Y8-82521-41-00	2.7m (9 ft)						
6Y8-82553-41-00	9.1m (30 ft)	6Y8-82521-51-00	3.6m (12 ft)						

Rigging Diagrams

DBW REMOTE CONTROL (2ND STATION)

QUAD 2ND STATION LEVEL 2

QUAD ENGINE	6X9 DEC TM	CL5 DISPLAY	EKS SWITCH	DES STEERING	DUAL STATION
-----------------------	----------------------	-----------------------	----------------------	------------------------	------------------------



QUAD 2ND STATION LEVEL 2 PARTS

	Description	Qty	Note
	6X9-48207-12-00	1	6X9 DEC Top mount - twin/tr/Quad
	6YM-83710-14-00	1	CL5 Color Touch Gauge*
	6YM-83553-00-00	1	Conversion Harness for CL5
	6Y8-81920-11-00	1	Single hub
	6Y8-82521-11-00	1	Pigtail bus wire 0.6m / 2 ft
LEVEL 1	6Y8-82553-11-00	1	Main bus wire 4.6m / 15 ft
	6X9-762B0-B1-00	1	EKS Kit - Quad 2nd St
	6X9-8258A-00-00	1	2nd station harness Port 5m / 16 ft
	6X9-8258A-30-00	1	2nd station harness Stbd 5m / 16 ft
	6X9-8258A-60-00	2	2nd station harness Center 5m / 16 ft
	6GR-8258A-V0-00	2	Extension Harness**
LEVEL 2	6X9-615A0-00-00	1	Compact Helm unit
	6X9-8258A-B1-00	1	Helm harness 2nd St 0.9m / 3 ft

* For other display options, check the display section in this guide

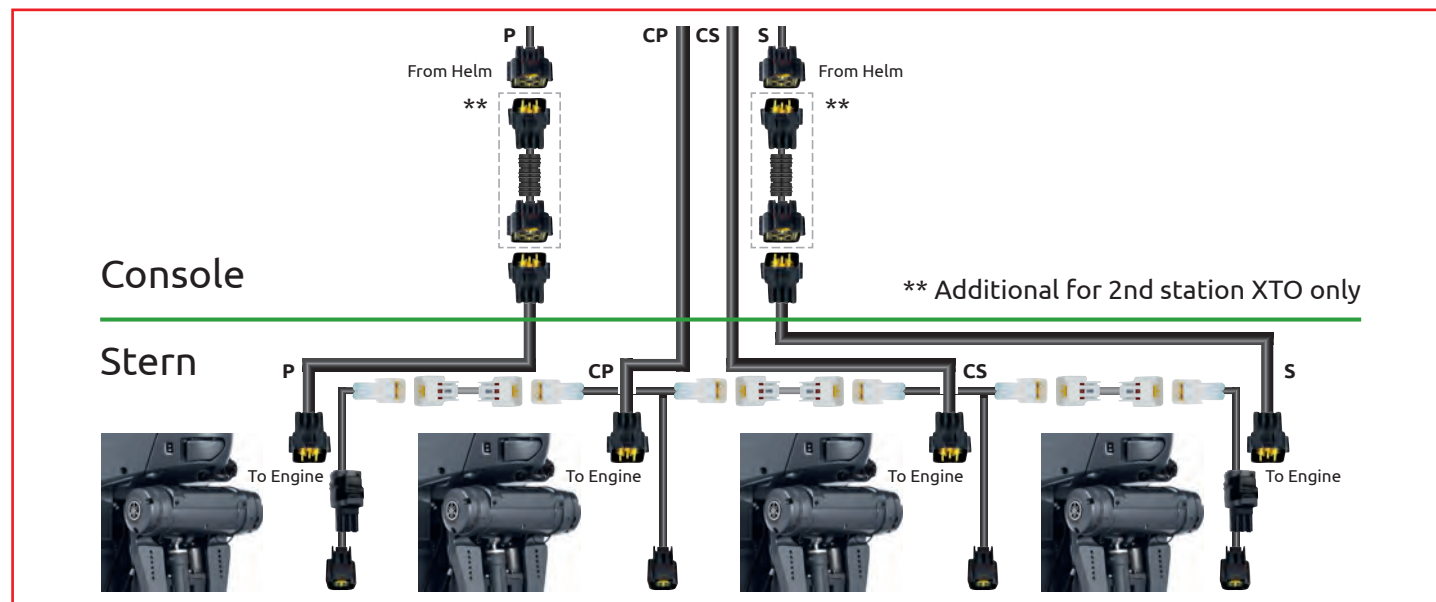
KIT CONTENTS

Part Number	Description	Qty	Note
6X9-762B0-B1-00	EKS Kit - Quad 2nd St		
6X9-82570-B1-00	All Start/Stop Switch	1	
6X9-82570-51-00	Start/Stop Switch	1	
6X9-82716-A0-00	EKS harness	1	
6X9-82570-D0-00	Lanyard switch	1	

HARNESS OPTIONS

Main bus wire	Length	Pigtail bus wire	Length
6Y8-82553-01-00	0.3m (1 ft)	6Y8-82521-01-00	0.3m (1 ft)
6Y8-82553-50-00	3m (10 ft)	6Y8-82521-11-00	0.6m (2 ft)
6Y8-82553-11-00	4.6m (15 ft)	6Y8-82521-21-00	0.9m (3 ft)
6Y8-82553-21-00	6.1m (20 ft)	6Y8-82521-31-00	1.8m (6 ft)
6Y8-82553-31-00	7.6m (25 ft)	6Y8-82521-41-00	2.7m (9 ft)
6Y8-82553-41-00	9.1m (30 ft)	6Y8-82521-51-00	3.6m (12 ft)

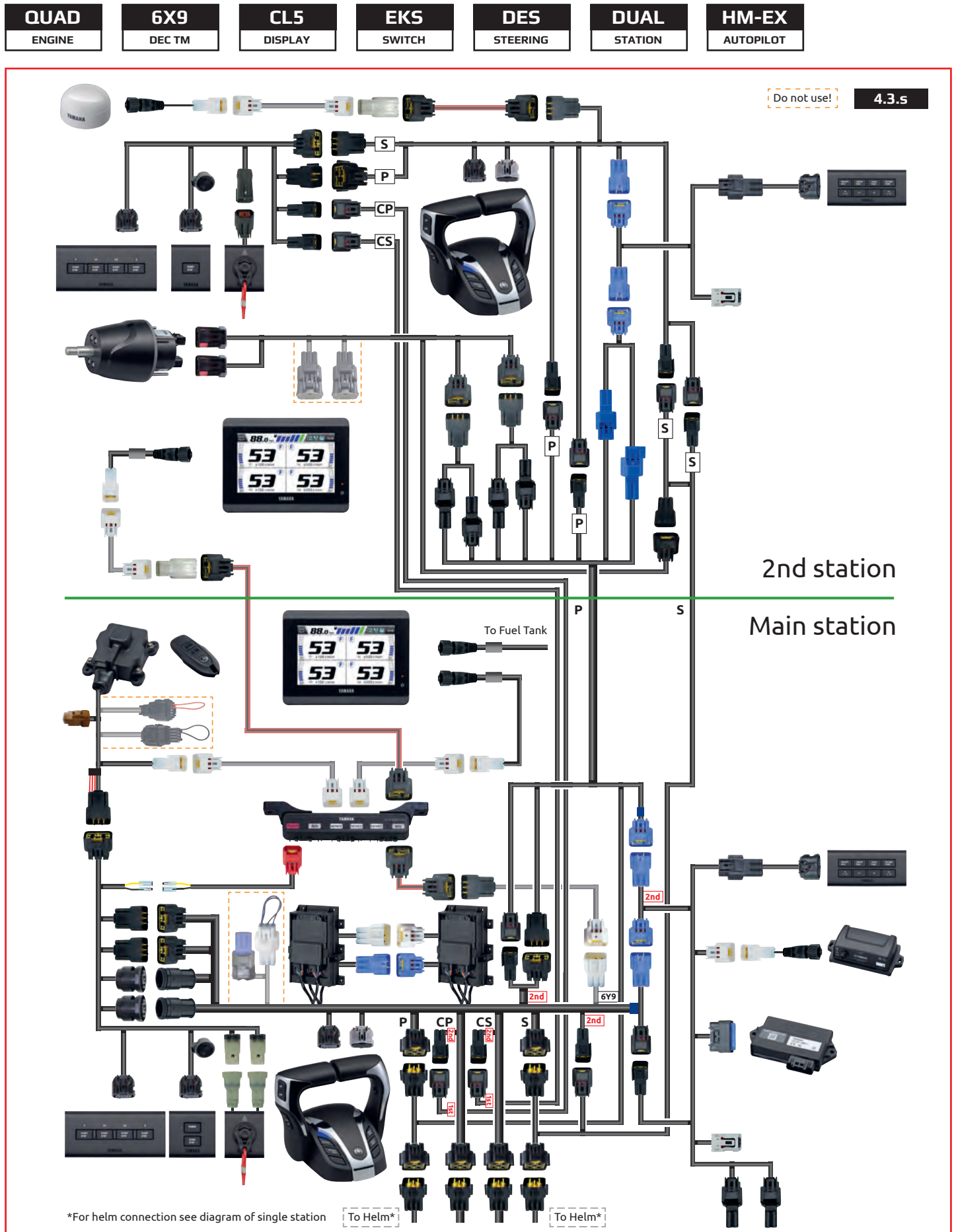
2nd helm harness Port	Length	2nd helm harness Stbd	Length	2nd helm harness Center	Length
6X9-8258A-00-00	5m (16 ft)	6X9-8258A-30-00	5m (16 ft)	6X9-8258A-60-00	5m (16 ft)
6X9-8258A-10-00	8m (26 ft)	6X9-8258A-40-00	8m (26 ft)	6X9-8258A-70-00	8m (26 ft)
6X9-8258A-20-00	12m (38 ft)	6X9-8258A-50-00	12m (38 ft)	6X9-8258A-80-00	12m (38 ft)



Rigging Diagrams

DBW REMOTE CONTROL (2ND STATION)

QUAD 2ND STATION LEVEL 3



QUAD 2ND STATION LEVEL 3 PARTS

	Description	Qty	Note
	6X9-48207-12-00	1	2nd station
	6YM-83710-14-00	1	Display only
	6YM-83553-00-00	1	
	6Y8-81920-11-00	1	
	6Y8-82521-11-00	1	Other lengths available
LEVEL 1	6Y8-82553-11-00	1	Other lengths available
	6X9-762B0-B1-00	1	
	6X9-8258A-00-00	1	Other lengths available
	6X9-8258A-30-00	1	Other lengths available
	6X9-8258A-60-00	2	Other lengths available
	6GR-8258A-V0-00	2	Only For Integrated Steering
LEVEL 2	6X9-615A0-00-00	1	Tilt type available (Kit: 6GR-762H0-01-00)
	6X9-8258A-B1-00	1	
LEVEL 3	6X9-762P0-11-00	1	

Level 3 requires an compatible multi-function display for map functions
 * For other display options, check the display section in this guide

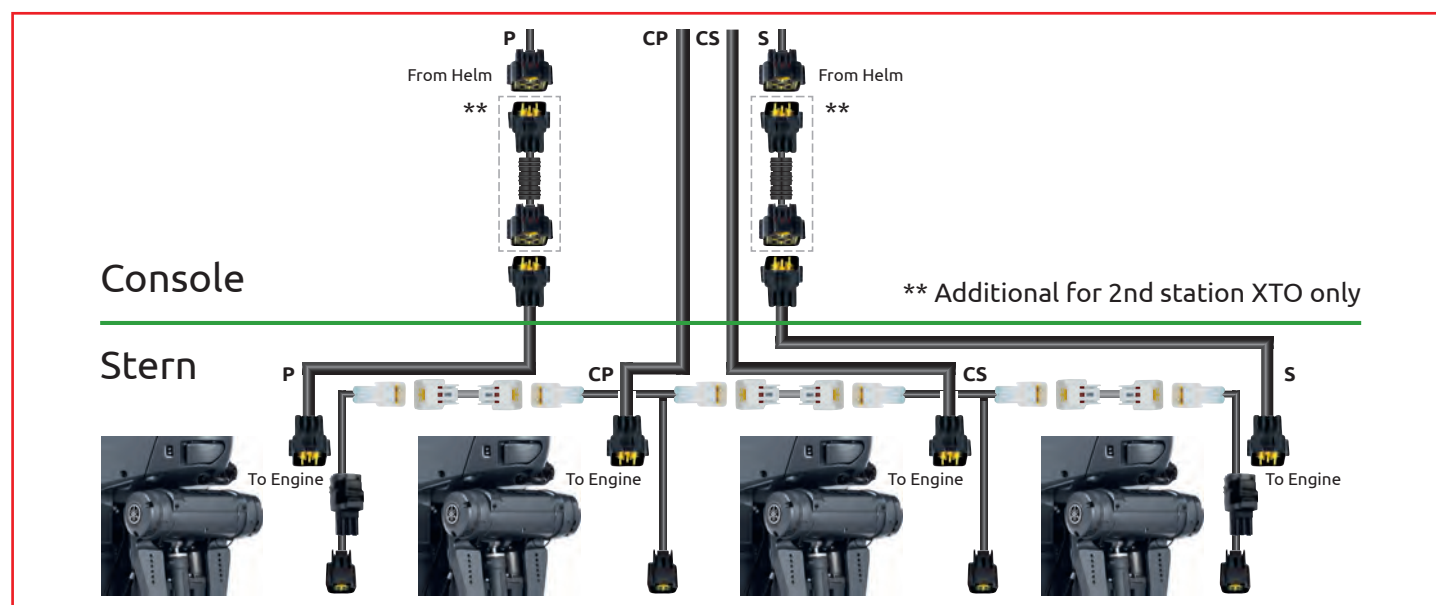
KIT CONTENTS

6X9-762B0-B1-00	EKS Kit - Quad 2nd St	Qty	Note
6X9-82570-B1-00	All Start/Stop Switch	1	
6X9-82570-51-00	Start/Stop Switch	1	
6X9-82716-A0-00	EKS harness	1	
6X9-82570-D0-00	Lanyard switch	1	
6X9-762P0-11-00	Auto Pilot Panel kit 2nd station	Qty	Note
6X9-8253V-01-00	Autopilot panel	1	
6X9-82386-10-00	BCU Harness	1	Extention available

HARNESS OPTIONS

Main bus wire	Length	Pigtail bus wire	Length	2nd helm harness Port	Length
6Y8-82553-01-00	0.3m (1 ft)	6Y8-82521-01-00	0.3m (1 ft)	6X9-8258A-00-00	5m (16 ft)
6Y8-82553-50-00	3m (10 ft)	6Y8-82521-11-00	0.6m (2 ft)	6X9-8258A-10-00	8m (26 ft)
6Y8-82553-11-00	4.6m (15 ft)	6Y8-82521-21-00	0.9m (3 ft)	6X9-8258A-20-00	12m (38 ft)
6Y8-82553-21-00	6.1m (20 ft)	6Y8-82521-31-00	1.8m (6 ft)		
6Y8-82553-31-00	7.6m (25 ft)	6Y8-82521-41-00	2.7m (9 ft)		
6Y8-82553-41-00	9.1m (30 ft)	6Y8-82521-51-00	3.6m (12 ft)		
BCU Extention Harness	Length	2nd helm harness Stbd	Length	2nd helm harness Center	Length
6X9-82521-00-00	4.6m (15 ft)	6X9-8258A-30-00	5m (16 ft)	6X9-8258A-60-00	5m (16 ft)
6X9-82521-10-00	9.1m (30 ft)	6X9-8258A-40-00	8m (26 ft)	6X9-8258A-70-00	8m (26 ft)
		6X9-8258A-50-00	12m (38 ft)	6X9-8258A-80-00	12m (38 ft)

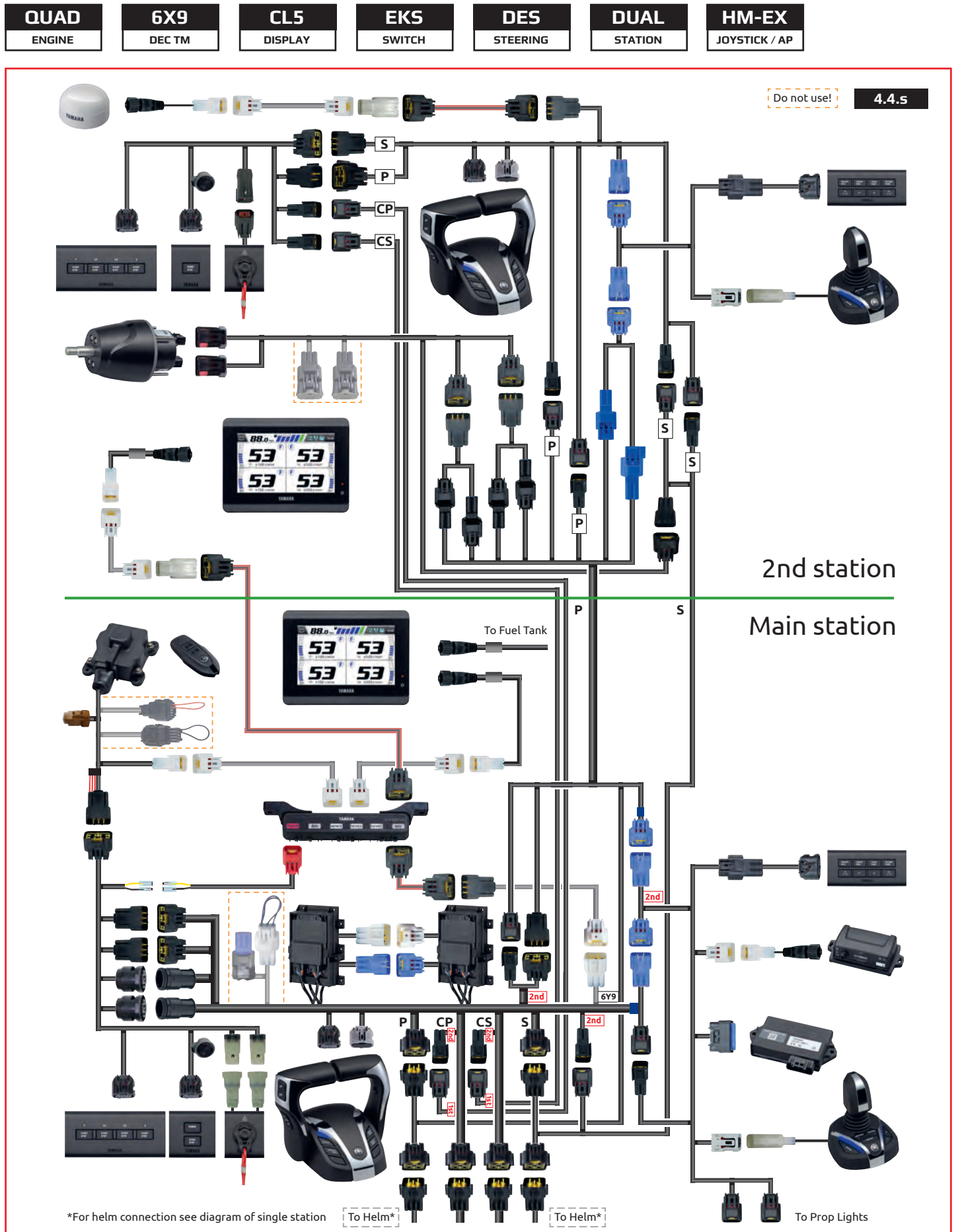
QUAD ENGINE	6X9 DEC TM	CL5 DISPLAY	EKS SWITCH	DES INTEGRATED	DUAL STATION	HM-EX AUTOPILOT
-----------------------	----------------------	-----------------------	----------------------	--------------------------	------------------------	---------------------------



Rigging Diagrams

DBW REMOTE CONTROL (2ND STATION)

QUAD 2ND STATION LEVEL 3-4



QUAD 2ND STATION LEVEL 3-4 PARTS

	Description	Qty	Note
	6X9-48207-12-00	1	6X9 DEC Top mount - twin/tr/Quad
	6YM-83710-14-00	1	CL5 Color Touch Gauge*
	6YM-83553-00-00	1	Conversion Harness for CL5
	6Y8-81920-11-00	1	Single hub
	6Y8-82521-11-00	1	Pigtail bus wire 0.6m / 2 ft
LEVEL 1	6Y8-82553-11-00	1	Main bus wire 4.6m / 15 ft
	6X9-762B0-B1-00	1	EKS Kit - Quad 2nd St
	6X9-8258A-00-00	1	2nd station harness Port 5m / 16 ft
	6X9-8258A-30-00	1	2nd station harness Stbd 5m / 16 ft
	6X9-8258A-60-00	2	2nd station harness Center 5m / 16 ft
	6GR-8258A-V0-00	2	Extension Harness**
LEVEL 2	6X9-615A0-00-00	1	Compact Helm unit
	6X9-8258A-B1-00	1	Helm harness 2nd St 0.9m / 3 ft
	6X9-482A0-01-00	1	Joystick Assy for 2nd station
LEVEL 3-4	6X9-762P0-11-00	1	Auto Pilot Panel kit 2nd station

Level 4 requires an compatible multi-function display for map functions
 * For other display options, check the display section in this guide

KIT CONTENTS

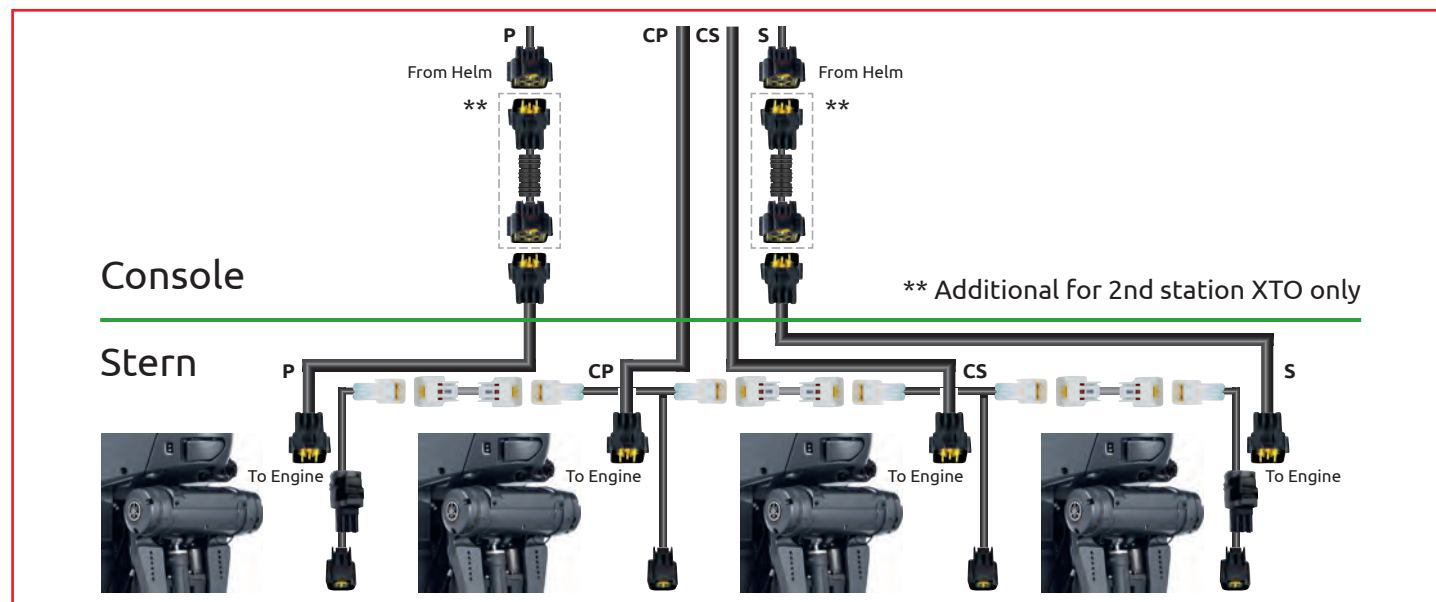
Part Number	Description	Qty	Note	Part Number	Description	Qty	Note
6X9-762B0-B1-00	EKS Kit - Quad 2nd St			6X9-762P0-11-00	Auto Pilot Panel kit 2nd station		
6X9-82570-B1-00	All Start/Stop Switch	1		6X9-8253V-01-00	Autopilot panel	1	
6X9-82570-51-00	Start/Stop Switch	1		6X9-82386-10-00	BCU Harness	1	Ext. available
6X9-82716-A0-00	EKS harness	1					
6X9-82570-D0-00	Lanyard switch	1					

HARNESS OPTIONS

Main bus wire	Length	Pigtail bus wire	Length	2nd helm harness Port	Length
6Y8-82553-01-00	0.3m (1 ft)	6Y8-82521-01-00	0.3m (1 ft)	6X9-8258A-00-00	5m (16 ft)
6Y8-82553-50-00	3m (10 ft)	6Y8-82521-11-00	0.6m (2 ft)	6X9-8258A-10-00	8m (26 ft)
6Y8-82553-11-00	4.6m (15 ft)	6Y8-82521-21-00	0.9m (3 ft)	6X9-8258A-20-00	12m (38 ft)
6Y8-82553-21-00	6.1m (20 ft)	6Y8-82521-31-00	1.8m (6 ft)		
6Y8-82553-31-00	7.6m (25 ft)	6Y8-82521-41-00	2.7m (9 ft)		
6Y8-82553-41-00	9.1m (30 ft)	6Y8-82521-51-00	3.6m (12 ft)		

BCU Extension Harness	Length	2nd helm harness Stbd	Length	2nd helm harness Center	Length
6X9-82521-00-00	4.6m (15 ft)	6X9-8258A-30-00	5m (16 ft)	6X9-8258A-60-00	5m (16 ft)
6X9-82521-10-00	9.1m (30 ft)	6X9-8258A-40-00	8m (26 ft)	6X9-8258A-70-00	8m (26 ft)
		6X9-8258A-50-00	12m (38 ft)	6X9-8258A-80-00	12m (38 ft)

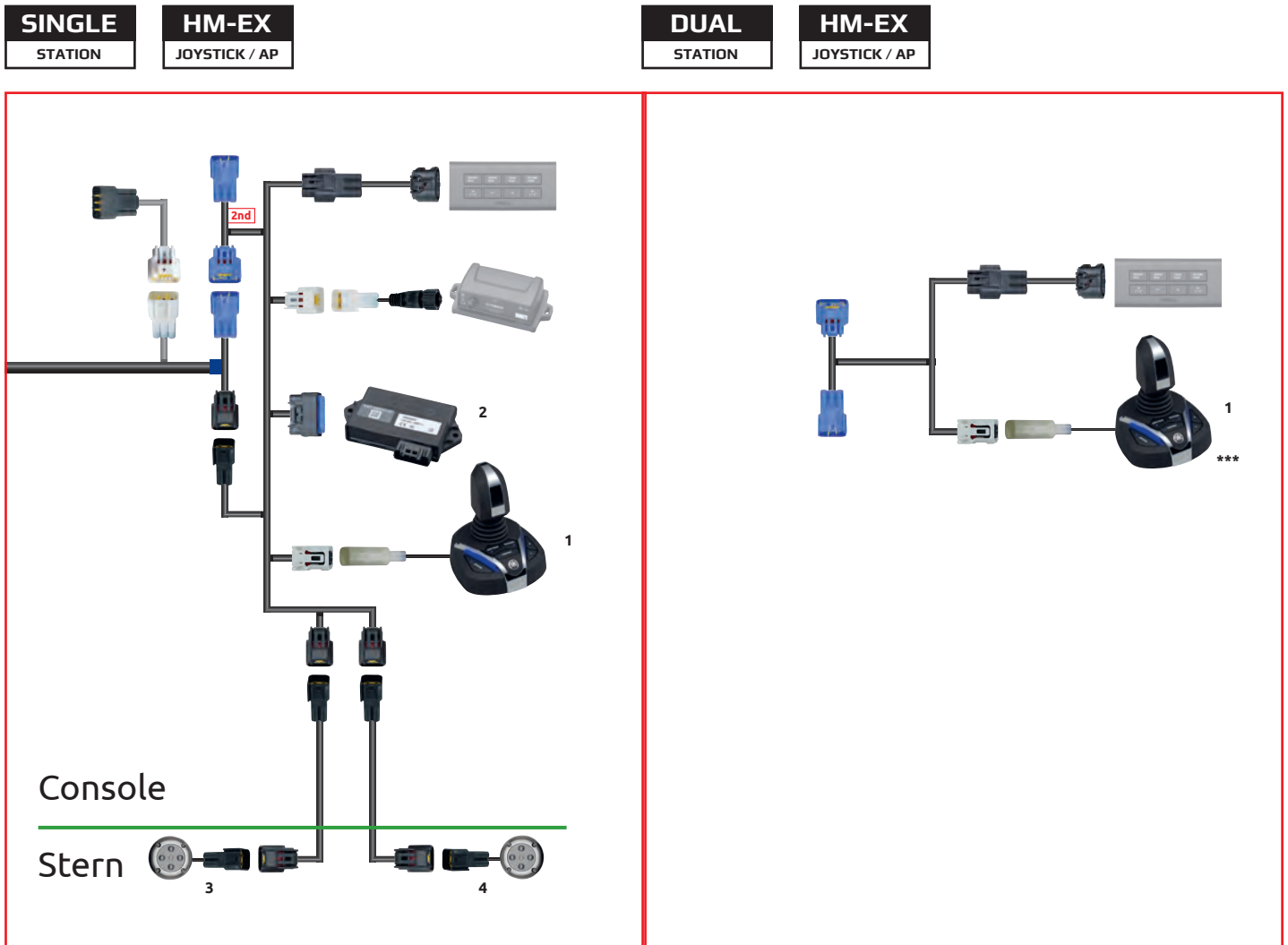
QUAD ENGINE	6X9 DEC TM	CL5 DISPLAY	EKS SWITCH	DES INTEGRATED	DUAL STATION	HM-EX JOYSTICK / AP
-----------------------	----------------------	-----------------------	----------------------	--------------------------	------------------------	-------------------------------



Rigging Diagrams

JOYSTICK ADD-ON-KIT **

SINGLE STATION (FOR 2ND STATION ADD 1 PCS (6X9-482A0-01-00))



KIT CONTENTS

Ref.	Single	Joystick Add-on-kit	Qty	Note
	6X9-762J0-41-00			
1	6X9-482A0-01-00	Joystick Assy	1	
3	6ES-83720-02-00	Prop Lights	2	
4	6X9-82586-20-00	Prop Light Extension Harness 6m (19 ft)	2	Optional other lengths available
Ref.	Twin**	Joystick Add-on-kit	Qty	Note
1	6X9-482A0-01-00	Joystick Assy	1	
2	6X9-8591T-23-00	Boat Control Unit	1	
3	6ES-83720-02-00	Prop Lights	2	
4	6X9-82586-20-00	Prop Light Extension Harness 6m (19 ft)	2	Optional other lengths available
Ref.	Triple**	Joystick Add-on-kit	Qty	Note
1	6X9-482A0-01-00	Joystick Assy	1	
2	6X9-8591T-33-00	Boat Control Unit	1	
3	6ES-83720-02-00	Prop Lights	2	
4	6X9-82586-20-00	Prop Light Extension Harness 6m (19 ft)	2	Optional other lengths available
Ref.	Quad**	Joystick Add-on-kit	Qty	Note
1	6X9-482A0-01-00	Joystick Assy	1	
2	6X9-8591T-43-00	Boat Control Unit	1	
3	6ES-83720-02-00	Prop Lights	2	
4	6X9-82586-20-00	Prop Light Extension Harness 6m (19 ft)	2	Optional other lengths available


** Order at the local distributor sales department | *** For 2nd station add Joystick Assy 6X9-482A0-01-00

Engine mounted prop light option see page 159

DBW REMOTE CONTROL (DISPLAY)

DISPLAY OPTION CL5 COLOR TOUCH GAUGE RIGGING KIT (6YM-762G0-05-00)

CL5
DEC

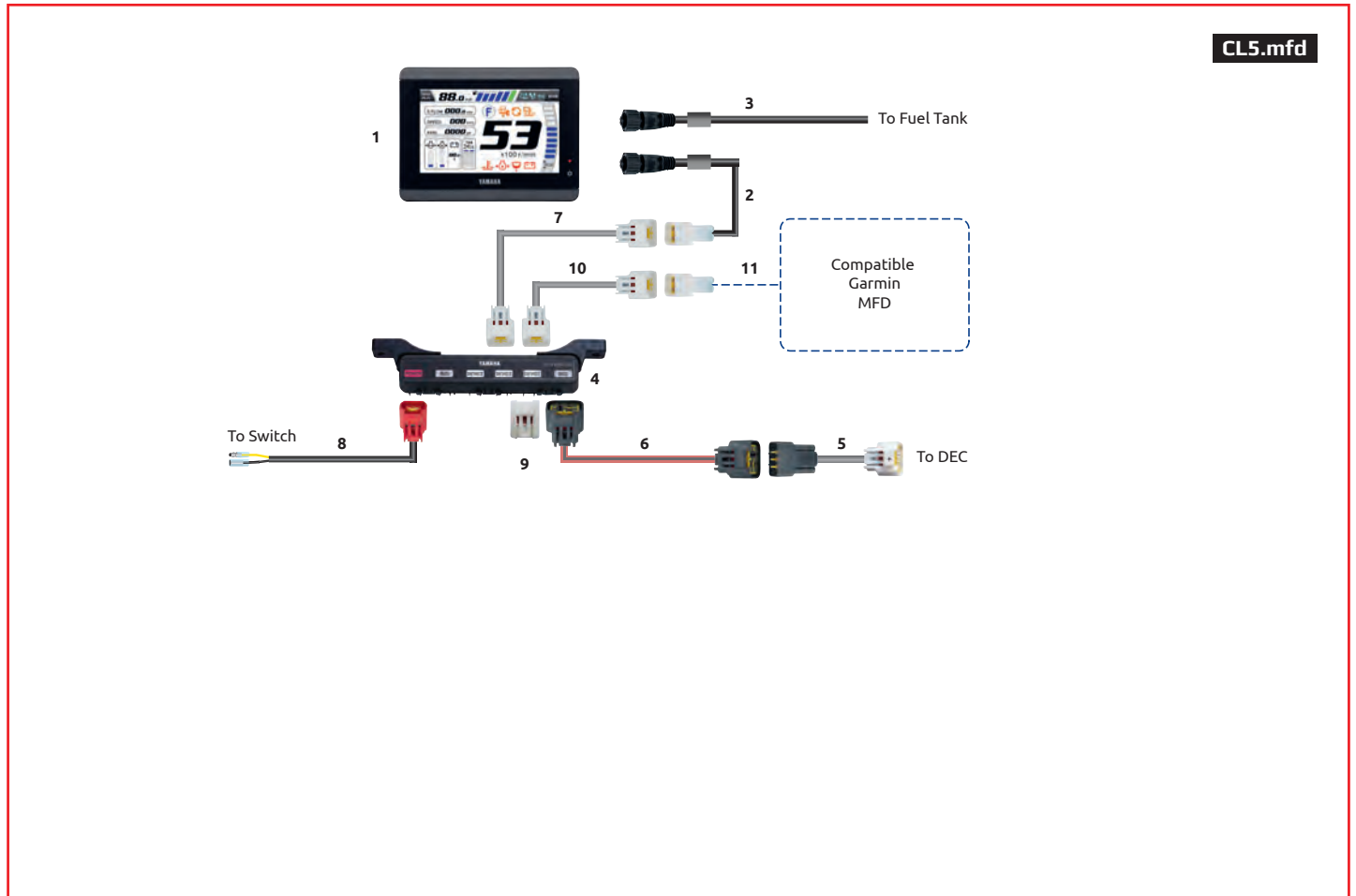


	6YM-762G0-05-00	CL5 Color Touch Gauge Kit - DEC	Qty	Note
1	6YM-83710-14-00	CL5 Display	1	
2	6YM-83553-00-00	Conversion Harness 0.9m / 3 ft	1	Optional elbow connector 6YM-83553-10-00
3	6YD-8356N-00-00	Fuel Tank Wire	1	Optional elbow connector 6YM-8356N-00-00
4	6Y8-81920-01-00	Multihub	1	
5	6Y9-83553-00-00	Conversion harness	1	
6	6Y8-82553-21-00	Main bus wire 0.3m / 1 ft	1	Other lengths available
7	6Y8-82521-11-00	Pigtail bus wire 1.8m / 1 ft	1	Other lengths available
8	6Y8-83553-02-00	System power supply	1	
9	6Y8-82582-11-00	Cap	2	

Rigging Diagrams

DBW REMOTE CONTROL (DISPLAY)

DISPLAY OPTION CL5 COLOR TOUCH GAUGE RIGGING KIT (6YM-762G0-05-00)



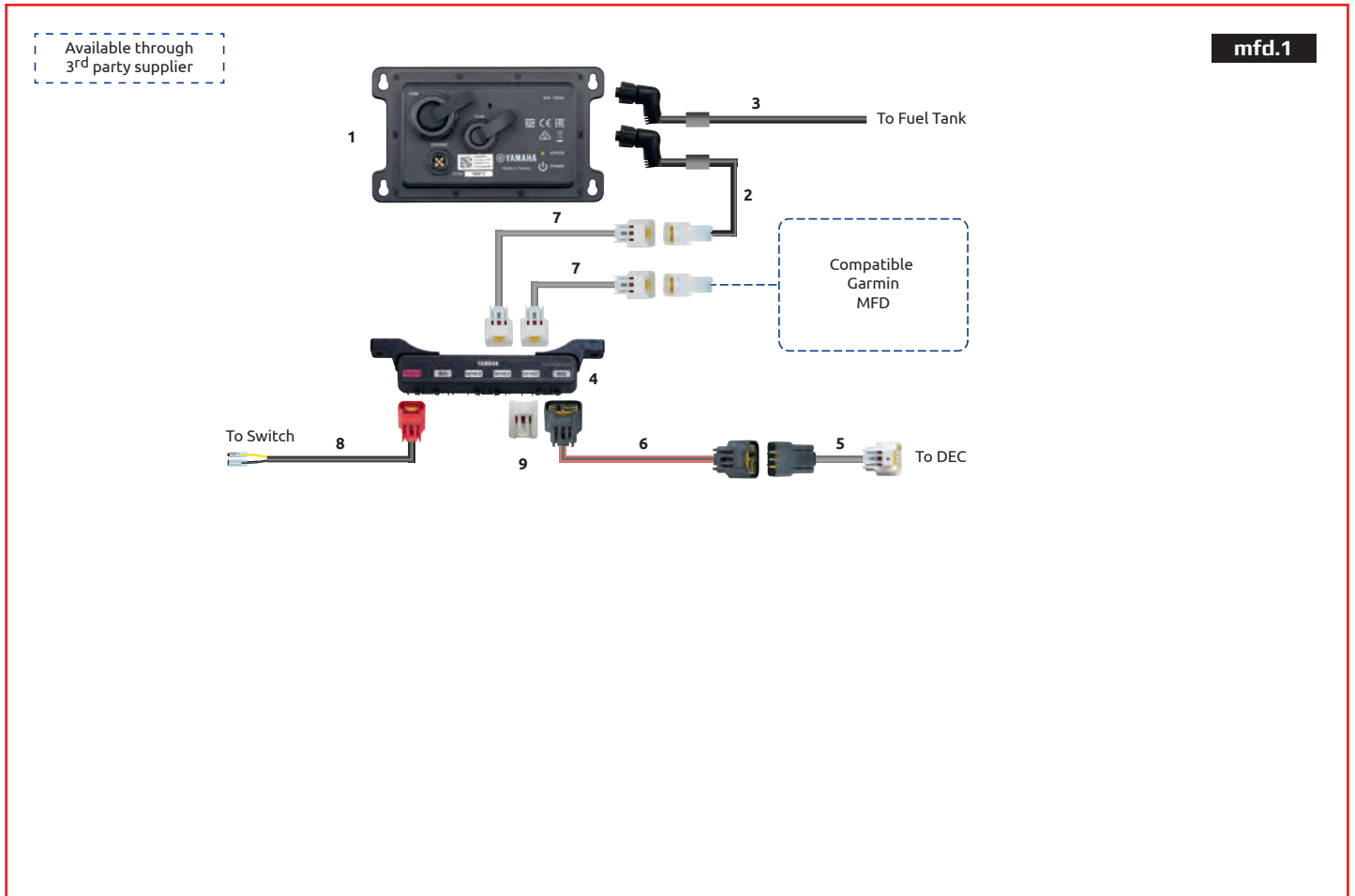
	6YM-762G0-05-00	CL5 Color Touch Gauge Kit - DEC	Qty	Note
1	6YM-83710-14-00	CL5 Display	1	
2	6YM-83553-00-00	Conversion Harness 0.9m / 3 ft	1	Optional elbow connector 6YM-83553-10-00
3	6YD-8356N-00-00	Fuel Tank Wire	1	Optional elbow connector 6YM-8356N-00-00
4	6Y8-81920-01-00	Multihub	1	
5	6Y9-83553-00-00	Conversion harness	1	
6	6Y8-82553-21-00	Main bus wire 0.3m / 1 ft	1	Other lengths available
7	6Y8-82521-11-00	Pigtail bus wire 1.8m / 1 ft	1	Other lengths available
8	6Y8-83553-02-00	System power supply	1	
9	6Y8-82582-11-00	Cap	2	

	Additional	Part Name	Qty	Note
10	6Y8-82521-11-00	Pigtail bus wire 1.8m / 1 ft	1	Other lengths available
11	6YM-83553-00-00	Conversion Harness 0.9m / 3 ft	1	Or Garmin J1939 connector

DBW REMOTE CONTROL (DISPLAY)

DISPLAY OPTION MFD INTERFACE TYPE 1 RIGGING KIT FOR GARMIN (6YM-762G0-42-00)

MFD	6X9
TYPE 1	DEC



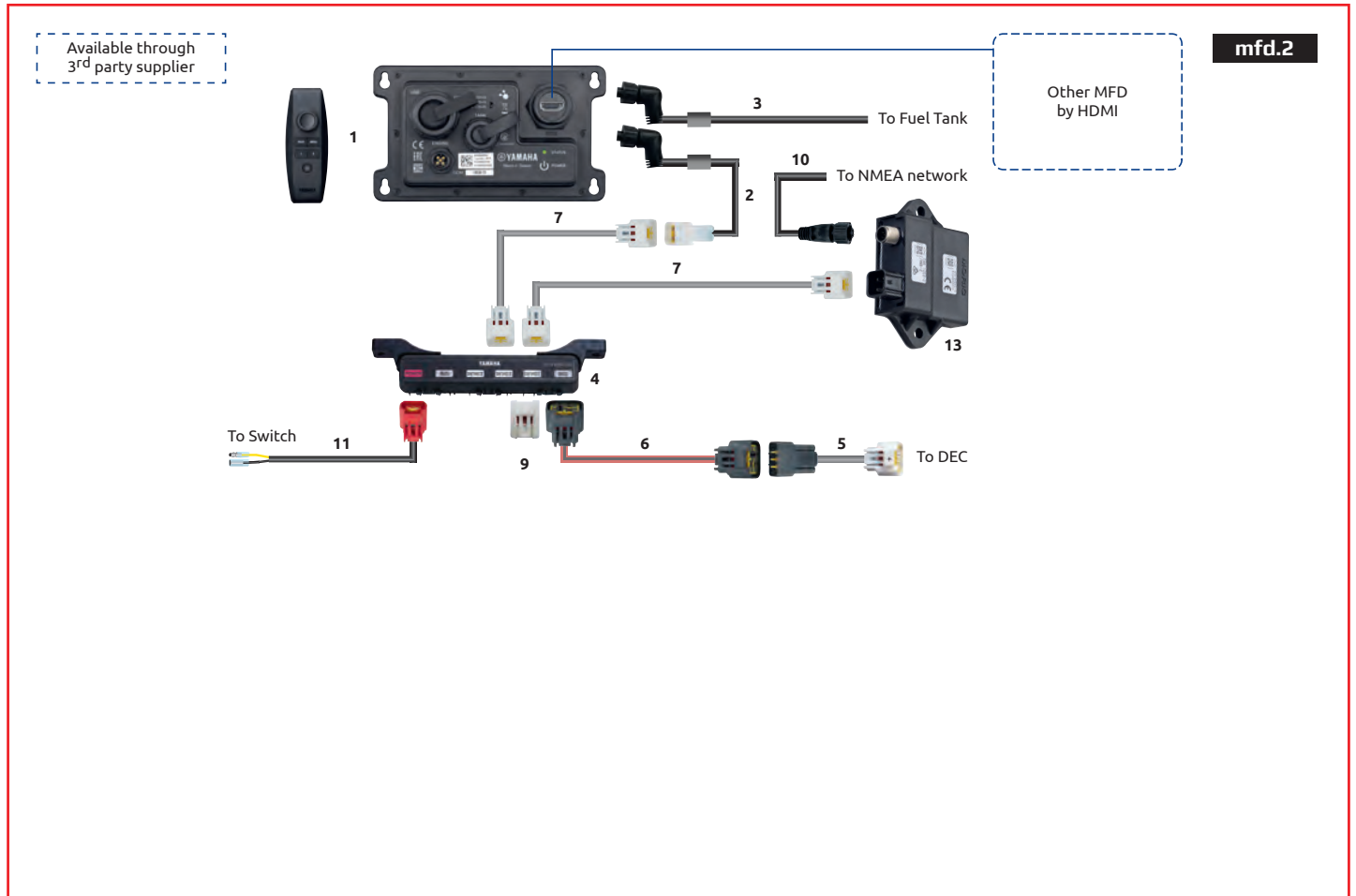
	6YM-762G0-42-00	MFD interface Type 1 Kit (for Garmin)	Qty	Note
1	6YM-8A2D0-11-00	Interface unit	1	
2	6YM-83553-10-00	Conversion Harness 0.9m / 3 ft	1	Elbow connector
3	6YM-8356N-00-00	Fuel Tank Wire	1	Elbow connector
4	6Y8-81920-01-00	Multihub	1	
5	6Y9-83553-00-00	Conversion harness 0.3m / 1 ft	1	
6	6Y8-82553-01-00	Main bus wire 0.3m / 1 ft	1	Other lengths available
7	6Y8-82521-31-00	Pigtail bus wire 1.8m / 6 ft	2	Other lengths available
8	6Y8-83553-01-00	System power supply 2.4m / 8 ft	1	
9	6Y8-82582-11-00	Cap	1	

Rigging Diagrams

DBW REMOTE CONTROL (DISPLAY)

DISPLAY OPTION MFD INTERFACE TYPE 2 RIGGING KIT (6YM-762G0-50-00)

MFD	6X9
TYPE 2	DEC

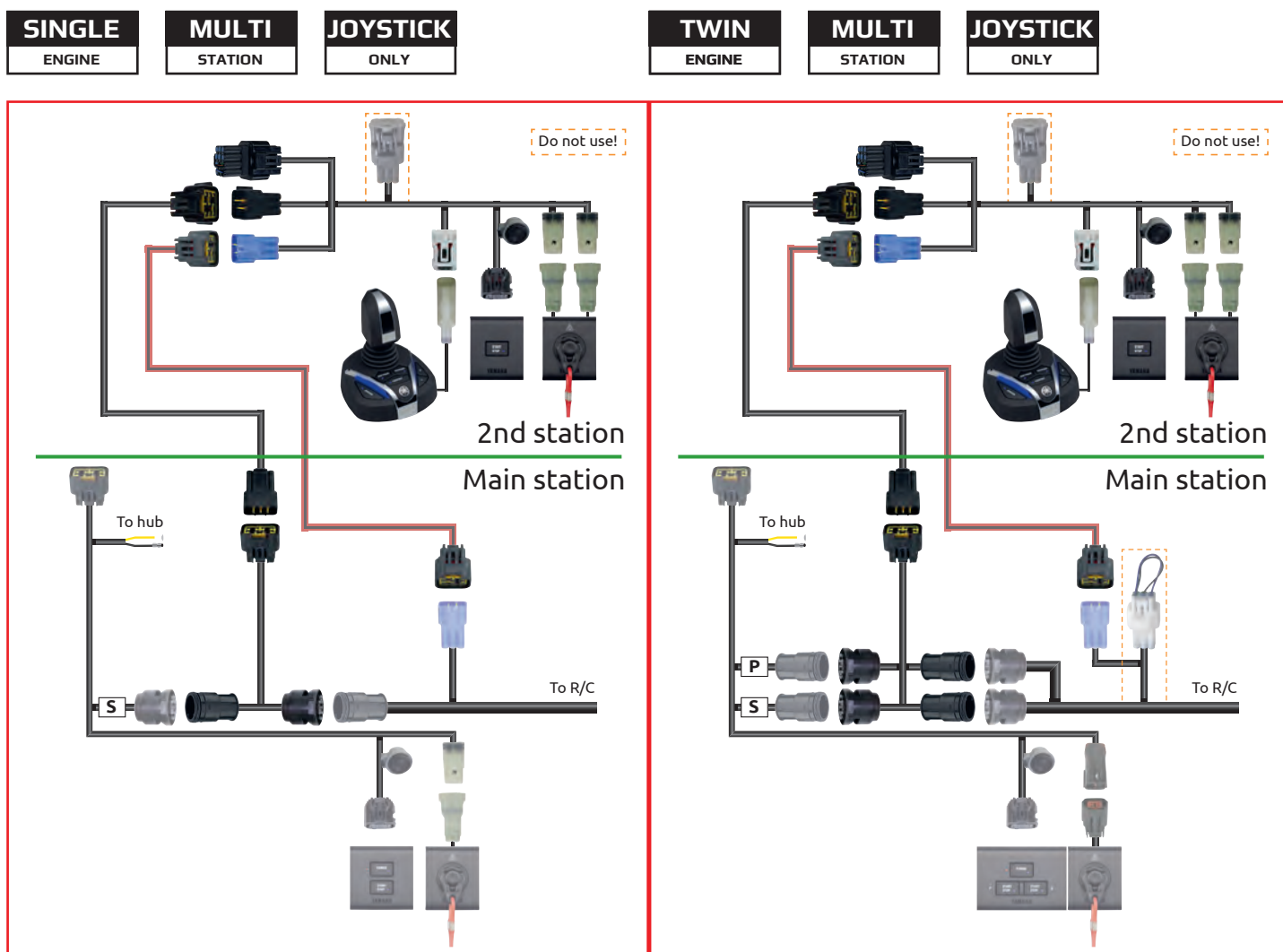


	6YM-762G0-50-00	MFD interface Type 2 Kit	Qty	Note
1	6YM-8A201-00-00	Interface unit	1	
2	6YM-83553-10-00	Conversion Harness 0.9m / 1 ft	1	Elbow connector
3	6YM-8356N-00-00	Fuel Tank Wire	1	Elbow connector
4	6Y8-81920-01-00	Multihub	1	
5	6Y9-83553-00-00	Conversion harness 0.3m / 1 ft	1	
6	6Y8-82553-01-00	Main bus wire 0.3m / 1 ft	1	Other lengths available
7	6Y8-82521-31-00	Pigtail bus wire 1.8m / 1 ft	2	Other lengths available
9	6Y8-82582-11-00	Cap	1	
10	6YG-82521-00-00	NMEA Harness	1	
11	6Y8-83553-01-00	System power supply 2.4m / 8 ft	1	
12	6YM-8533A-00-00	HDMI cable	1	
13	6YG-8A2D0-12-00	6YG Gate way	1	

MULTI STATION JOYSTICK ONLY SINGLE AND TWIN

Only compatible with the following Remote Controls (with Autotrim button):

Single Topmount 6X9-48205-03-00, Single FlushMount 6X9-48205-01-00, Twin 6X9-48207-03-00



	Description	Qty	Note	
SINGLE	6X9-482A0-00-00	Joystick	1	
	6X9-82580-G0-00	Joystick Harness	1	
	6X9-82570-80-00	Lanyard switch	1	
	6X9-82570-B0-00	All Start/Stop Switch	1	
	6X9-482A0-00-00	Joystick Harness	1	
	6X9-83553-70-00	Extension Harness 7.0m / 22 ft	1	Other lengths available
	6X9-8258A-C0-00	Split Harness Single	1	
	6Y8-82521-11-00	Main bus wire 4.6m / 15 ft	1	Other lengths available

	Description	Qty	Note	
TWIN	6X9-482A0-00-00	Joystick	1	
	6X9-82580-G0-00	Joystick Harness	1	
	6X9-82570-80-00	Lanyard switch	1	
	6X9-82570-B0-00	All Start/Stop Switch	1	
	6X9-482A0-00-00	Joystick Harness	1	
	6X9-83553-70-00	Extension Harness 7.0m / 22 ft	1	Other lengths available
	6X9-8258A-D0-00	Split Harness Twin / Multi	1	
	6Y8-82521-11-00	Main bus wire 4.6m / 15 ft	1	Other lengths available

	Description	Qty	Note	
OPTIONAL GAUGE	6YM-83710-11-00	Conversion Harness for CL5	1	
	6Y8-81920-11-00	Single hub	1	
	6Y8-82521-11-00	Pigtail bus wire 0.6m / 2 ft	1	Other lengths available
	6Y8-82553-11-00	Main bus wire 4.6m / 15 ft	1	Other lengths available

*) For other display options, check the display section in this guide

HARNESS OPTIONS

Main bus wire	Length
6Y8-82553-01-00	0.3m (1 ft)
6Y8-82553-50-00	3m (10 ft)
6Y8-82553-11-00	4.6m (15 ft)
6Y8-82553-21-00	6.1m (20 ft)
6Y8-82553-31-00	7.6m (25 ft)
6Y8-82553-41-00	9.1m (30 ft)

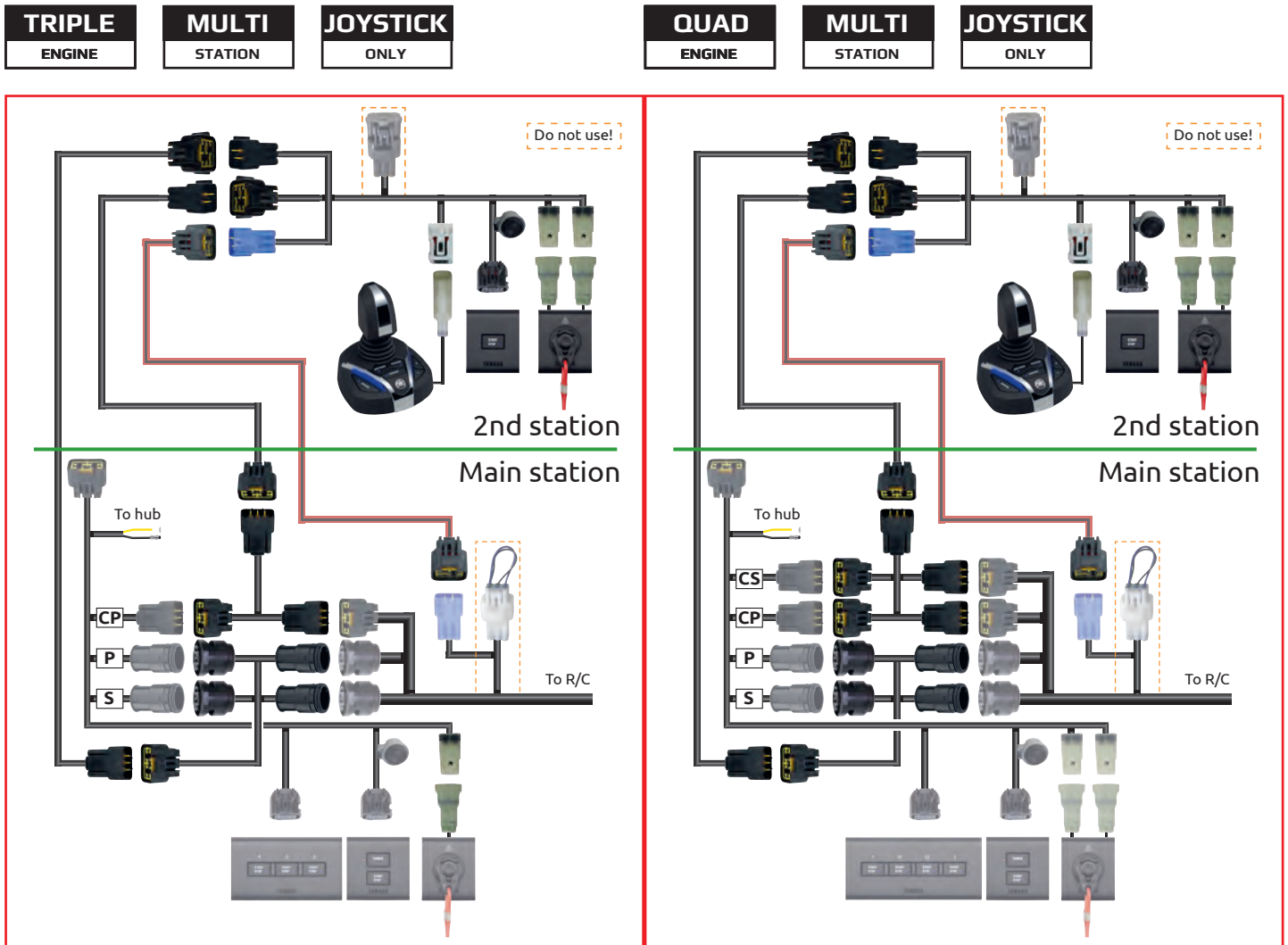
Pigtail bus wire	Length
6Y8-82521-01-00	0.3m (1 ft)
6Y8-82521-11-00	0.6m (2 ft)
6Y8-82521-21-00	0.9m (3 ft)
6Y8-82521-31-00	1.8m (6 ft)
6Y8-82521-41-00	2.7m (9 ft)
6Y8-82521-51-00	3.6m (12 ft)

Extension Harness	Length
6X9-83553-70-00	7m (22 ft)
6X9-83553-80-00	8m (26 ft)

Rigging Diagrams

MULTI STATION JOYSTICK ONLY TRIPLE AND QUAD

Only compatible with the following Remote Controls (with Autotrim button):
 Triple 6X9-48208-03-00, Quad Triple 6X9-48209-03-00



	Description	Qty	Note	
TRIPLE	6X9-482A0-00-00	Joystick	1	
	6X9-82580-G0-00	Joystick Harness	1	
	6X9-82570-80-00	Lanyard switch	1	
	6X9-82570-B0-00	All Start/Stop Switch	1	
	6X9-482A0-00-00	Joystick Harness	1	
	6X9-83553-70-00	Extension Harness 7.0m / 22 ft	2	Other lengths available
	6X9-8258A-D0-00	Split Harness Twin / Multi	1	
	6X9-8258A-E0-00	Split Harness Triple / Multi	1	
	6Y8-82521-11-00	Main bus wire 4.6m / 15 ft	1	Other lengths available

	Description	Qty	Note	
QUAD	6X9-482A0-00-00	Joystick	1	
	6X9-82580-G0-00	Joystick Harness	1	
	6X9-82570-80-00	Lanyard switch	1	
	6X9-82570-B0-00	All Start/Stop Switch	1	
	6X9-482A0-00-00	Joystick Harness	1	
	6X9-83553-70-00	Extension Harness 7.0m / 22 ft	2	Other lengths available
	6X9-8258A-D0-00	Split Harness Twin / Multi	1	
	6X9-8258A-E0-00	Split Harness Triple / Multi	1	
	6Y8-82521-11-00	Main bus wire 4.6m / 15 ft	1	Other lengths available

	Description	Qty	Note	
OPTIONAL GAUGE	6YM-83710-11-00	Conversion Harness for CL5	1	
	6Y8-81920-11-00	Single hub	1	
	6Y8-82521-11-00	Pigtail bus wire 0.6m / 2 ft	1	Other lengths available
	6Y8-82553-11-00	Main bus wire 4.6m / 15 ft	1	Other lengths available

*) For other display options, check the display section in this guide

HARNESS OPTIONS

Main bus wire	Length
6Y8-82553-01-00	0.3m (1 ft)
6Y8-82553-50-00	3m (10 ft)
6Y8-82553-11-00	4.6m (15 ft)
6Y8-82553-21-00	6.1m (20 ft)
6Y8-82553-31-00	7.6m (25 ft)
6Y8-82553-41-00	9.1m (30 ft)

Pigtail bus wire	Length
6Y8-82521-01-00	0.3m (1 ft)
6Y8-82521-11-00	0.6m (2 ft)
6Y8-82521-21-00	0.9m (3 ft)
6Y8-82521-31-00	1.8m (6 ft)
6Y8-82521-41-00	2.7m (9 ft)
6Y8-82521-51-00	3.6m (12 ft)

Extension Harness	Length
6X9-83553-70-00	7m (22 ft)
6X9-83553-80-00	8m (26 ft)



Steering & Steering Systems

STEERING WHEELS



1



2



3



4



5



6†



7



8



9†

#	Part Number	Diameter (mm)	
1	YMM-24001-00-BK	335	STEERING WHEEL BLACK LONG SPOKE
2	YMM-24002-00-BK	342	STEERING WHEEL BLACK 4-SPOKE
3	YMM-24005-00-BK	350	STEERING WHEEL BLACK 5-SPOKE
4	YMM-24005-00-GY	3) \$	STEERING WHEEL GREY 5-SPOKE
5	YMM-24003-00-BK	350	STEERING WHEEL BLACK
6*	YMM-24007-00-BS	350	STEERING WH99@@ L 9 BLACK/SILVER METAL
7	YMM-24004-00-BK	280	STEERING WHEEL BLACK SMALL
8	YMM-24006-00-CH	3) \$	STEERING WHEEL CHROME 5-SPOKE
9†	YMM-24007-00-BK	350	STEERING WHEEL BLACK
* To fit these wheels, the special hub (part number YMM-24000-01-00) is also required			
-	YMM-24000-01-00	-	HUB FOR STEERING WHEELS (X63)




MECHANICAL STEERING SYSTEMS



Y12 Helm/Bezel



Y25 Bezel




Y24 Helm/Bezel



Y22 Helm (fast-connect system)



Y23 Helm (non self-centring fast-connect system)



Cable Y11 (M58)
Cable Y21 (M66)

All these systems are highly responsive and are designed and built to our exacting standards of safety, durability and comfort. The Y22 and Y23 helms (or Y20 kit) can be used for all types of applications. Our Y23 helm has a special non self-centring mechanism, which means the wheel won't return automatically to the straight ahead position after a turn. Both these helms have to be installed with a Y25 Bezel, which is available in 20° and 90° versions.

Number of turns lock-to-lock:

Y12 - approx 2.5

Y22/Y23 - approx 3.8

Y24 - approx 3

The Y12 (or Y10 kit) is for smaller boats with engines below 40kW (or below 55hp). Y24 can be applied if a simpler, more conventional system is required.

Y10 COMPLETE KIT FOR ENGINES BELOW 40KW (OR BELOW 55HP) INCLUDING Y11, Y12 AND STEERING WHEEL YMM-24003-00-BK

FEET	CM	Part Number	Part Name
8'	244	YMM-22208-00-00	CABLE Y10 STEERING 8
9'	274	YMM-22209-00-00	CABLE Y10 STEERING 9
10'	305	YMM-22210-00-00	CABLE Y10 STEERING 10
11'	335	YMM-22211-00-00	CABLE Y10 STEERING 11
12'	366	YMM-22212-00-00	CABLE Y10 STEERING 12
13'	396	YMM-22213-00-00	CABLE Y10 STEERING 13
14'	427	YMM-22214-00-00	CABLE Y10 STEERING 14
15'	457	YMM-22215-00-00	CABLE Y10 STEERING 15

Y11 STEERING CABLE (TO BE USED WITH Y12)

FEET	CM	Part Number	Part Name
7'	213	YMM-22007-00-00	CABLE Y11 STEERING 7
8'	244	YMM-22008-00-00	CABLE Y11 STEERING 8
9'	274	YMM-22009-00-00	CABLE Y11 STEERING 9
10'	305	YMM-22010-00-00	CABLE Y11 STEERING 10
11'	335	YMM-22011-00-00	CABLE Y11 STEERING 11
12'	366	YMM-22012-00-00	CABLE Y11 STEERING 12
13'	396	YMM-22013-00-00	CABLE Y11 STEERING 13
14'	427	YMM-22014-00-00	CABLE Y11 STEERING 14
15'	457	YMM-22015-00-00	CABLE Y11 STEERING 15
16'	488	YMM-22016-00-00	CABLE Y11 STEERING 16
17'	518	YMM-22017-00-00	CABLE Y11 STEERING 17
18'	549	YMM-22018-00-00	CABLE Y11 STEERING 18
20'	610	YMM-22020-00-00	CABLE Y11 STEERING 20

Y12 STEERING

Part Name	Part Number
Y12 Helm/Bezel	YMM-22400-00-00
Y22 Helm (fast-connect system)	YMM-22500-00-00
Y23 Helm (non self-centring fast-connect)	YMM-22500-10-00
Y24 Helm/Bezel	YMM-22510-00-00
Y25 Bezel (90° version)	YMM-22550-00-00
Y25 Bezel (20° version)	YMM-22551-00-00

Other Rigging Components

Y20 COMPLETE KIT FOR ALL ENGINES (INCLUDING Y21, Y22, Y25 AND STEERING WHEEL YMM-24007-00-BK

FEET	CM	Part Number	Part Name
10'	305	YMM-22310-00-00	CABLE Y20 STEERING 10
11'	335	YMM-22311-00-00	CABLE Y20 STEERING 11
12'	366	YMM-22312-00-00	CABLE Y20 STEERING 12
13'	396	YMM-22313-00-00	CABLE Y20 STEERING 13
14'	427	YMM-22314-00-00	CABLE Y20 STEERING 14
15'	457	YMM-22315-00-00	CABLE Y20 STEERING 15
16'	488	YMM-22316-00-00	CABLE Y20 STEERING 16
17'	518	YMM-22317-00-00	CABLE Y20 STEERING 17

Y21 STEERING CABLE (TO BE USED WITH Y22/Y23/ Y24)

FEET	CM	Part Number	Part Name
7'	213	YMM-22107-00-00	CABLE Y21 STEERING 7
8'	244	YMM-22108-00-00	CABLE Y21 STEERING 8
9'	274	YMM-22109-00-00	CABLE Y21 STEERING 9
10'	305	YMM-22110-00-00	CABLE Y21 STEERING 10
11'	335	YMM-22111-00-00	CABLE Y21 STEERING 11
12'	366	YMM-22112-00-00	CABLE Y21 STEERING 12
13'	396	YMM-22113-00-00	CABLE Y21 STEERING 13
14'	427	YMM-22114-00-00	CABLE Y21 STEERING 14
15'	457	YMM-22115-00-00	CABLE Y21 STEERING 15
16'	488	YMM-22116-00-00	CABLE Y21 STEERING 16
17'	518	YMM-22117-00-00	CABLE Y21 STEERING 17
18'	549	YMM-22118-00-00	CABLE Y21 STEERING 18
19'	579	YMM-22119-00-00	CABLE Y21 STEERING 19
20'	610	YMM-22120-00-00	CABLE Y21 STEERING 20
21'	640	YMM-22121-00-00	CABLE Y21 STEERING 21
22'	671	YMM-22122-00-00	CABLE Y21 STEERING 22
23'	701	YMM-22123-00-00	CABLE Y21 STEERING 23
24'	732	YMM-22124-00-00	CABLE Y21 STEERING 24
25'	762	YMM-22125-00-00	CABLE Y21 STEERING 25

ACCESSORIES FOR MECHANICAL SYSTEMS

Some outboard models require additional accessories for the connection between the steering cable and the engine.

Description	Part Number
Clamp block to support steering cables (aluminium and stainless steel)	YMM-22601-00-00
Splash well mounting support for steering cables (corrosion resistant)	YMM-22602-00-00
Clamp block to support steering cables (corrosion resistant painted steel)	YMM-22603-00-00
Clevis for YMM-22601-00-00, YMM-22602-00-00 or YMM-22603-00-00	YMM-22610-00-00
Clevis for YMM-22601-00-00, YMM-22602-00-00 or YMM-22603-00-00	YMM-22611-00-00



Y11 Steering Cable with Transom Support (YMM-22601-00-00) using Clamp block.

Clevis YMM-22610-00-00

Clevis YMM-22611-00-00

STEERING GUIDE ATTACHMENT KITS

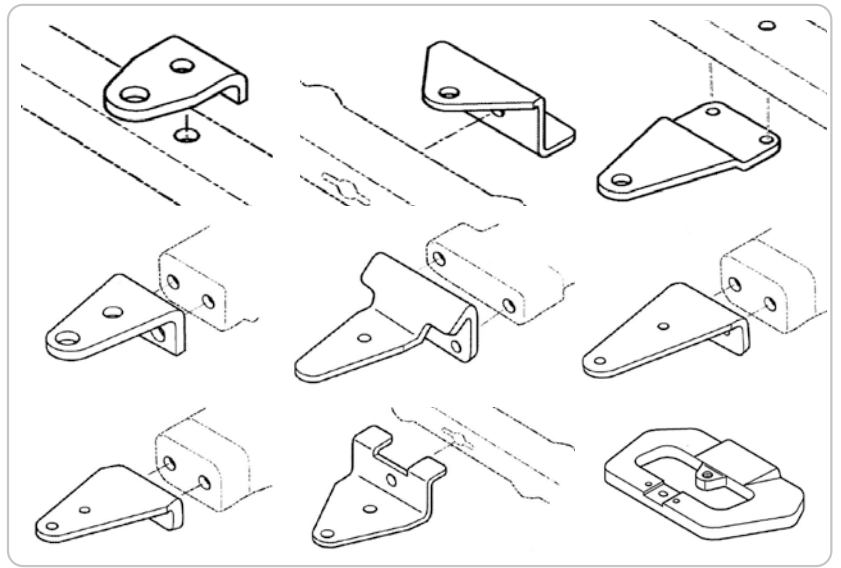
These kits are required for connection between the steering cable end and the outboard's steering hook.

Model	Part Number
F8C(-03/2007)/FT8D(-03/2007)	68T-61350-00-00
F8C(04/2007-)/FT8D(04/2007-)/F9.9J/FT9.9L	68T-61350-10-00
9.9F/15F/F9.9C/FT9.9D/F15A	63V-61350-00-00
FT9.9A/F9.9B	6G8-61350-00-00
F15C/F20B	6AH-61350-00-00
20C/20D/25B/25N/25V/30D/30G/40Q	689-61350-02-00
F25D/FT25F/F30B/F40F	6BG-61350-00-00
40V/50H/F50A/FT50C	63D-61350-00-00
F20A/F25A/FT25B/F30A/F40B/C/D/F50F/H/ F60A/C/F/FT50G/J/FT60B/D/G/F70A/40X	65W-61350-00-00
F25G	6FM-61350-00-00
50G/60F/70B/75C/90A/75A/85A	688-61350-10-00
F80A/B/F100A/D/F	67F-61350-00-00
F100LB/F100XB/F115LB/(L)F115XB/F130LA/F130XA	6EK-61350-00-00
F100B/F115A/F150A/F175LA/F175XA/V4/V6 (4 stroke)	6E5-61350-02-00
Tie-Bar Kit	
F115 to F300 (V6) Adjustable distance: 600-800mm	6E5-61301-01-00



STEERING HOOKS

Model	Type	Part Number
Universal Steering Hook (A50) for engines between 5 and 25hp 6C/D/8C/9.9D/15D	Ball post type, not for F8B/F9.9A/B/25J	YMM-21220-00-00 676-48511-02-00
F6A/F8C/FT8D/F9.9C/FT9.9D/F9.9F/FT9.9G/F9.9J/FT9.9LF15A/9.9F/15F F15C/F20B	Steering guide type	63V-48511-01-00 6AH-48511-01-00
20D/25N ('01-) 25J/30D ('94-)		6J8-48511-01-4D
F20A/F25A/F25D/F25G/FT25B/FT25F/F30A/F30B/F40B/F40F/F50F/F50H/ FT50B/FT50G/FT50J/F60A/F60C/F60F/FT60B/FT60D/FT60G/F70A/40X 25B/50G/60F/70B	Steering guide type	65W-48511-01-00
25B/Q/40H/50D/50G/60F/70B/75A/80A/85A/90A/55B ('95-)	Steering guide type	6H3-48511-52-00
75C/90A	Ball post type	688-48511-01-4D
25Q/40H/50D	Steering guide type	688-48511-12-00
40V/Y/F40A/F45A/50H/F50A/B/FT50B/C	Steering guide type	6H4-48511-51-4D
F80A/F80B/F100A/F100D	Steering guide type	63D-48511-01-00
F115A	Steering guide type	67F-48511-01-00 68V-48511-01-00



Other Rigging Components

HYDRAULICS STEERING BY L&S

Part Number	Kit name	Technical capacity	Contents
YMEKT2203349	KIT LS125PRO	Up to 125 HP	Complete kits. Standard systems including cylinder, helm pup with lock valve. Standard fittings, 10m hose and a filling funn
YMEKT2203350	KIT LS175PRO	Up to 175 HP	
YMEKT2203351	KIT LS225PRO	Up to 225 HP	
YMEKT2204020	KITLS3500PRO	Up to 350 HP	
YMEKT2204021	LS 232C/29HB	Up to 300HP (different model)	

Miscellaneous items for Hydraulic steering systems

Part Number	Suited for	Description
YMESP2200810	LS125PRO	hose - inner diamater 6mm
YMESP2200024	All other kits	hose - inner diamater 8mm

Kit accessories and hydraulic L&S oil

Part Number	Part name
YMESP2201058	Pump Bezel
YMESP2201753	Bulkhead strain relief

HYDRAULIC LS OIL

YMEH02200017	Hydraulic oil
--------------	---------------



SPARE PARTS

Helm pump spare parts

Part Number	Description	Helm pump
YMESP1200668	Seal kit	20 HB CAR
YMESP2200807	Set of straight fitting	
YMESP2201989	Set of elbow fitting	
YMESP2200453	Mounting kit	
YMESP1206025	Shaft end key	
YMESP2201276	Equipped gauge cap	
YMESP1200668	Seal kit	26 HB CAR
YMESP2200021	Set of elbow fitting	
YMESP2200453	Monting kit	
YMESP1206025	Shaft end key	
YMESP2201276	Equipped gauge cap	
YMESP1200668	Seal kit	
YMESP2200021	Set of elbow fitting	30 HB CAR
YMESP2200453	Mounting kit	
YMESP1206025	Shaft end key	
YMESP2201276	Equipped gauge cap	
YMESP1202263	Seal kit	
YMESP2200021	Set of elbow fitting	
YMESP2200453	Mounting kit	29 CT HB CAR
YMESP1206025	Shaft end key	
YMESP2201276	Equipped gauge cap	

Cylinder spare parts

Part Number	Spare part description	Cylinder
YMESP1206496	Seal kit	VHM EX 125HP
YMESP1206348	Bolt for fixing on Motor ar	
YMESP2200808	Set of fittings for 6m	
YMESP1206243	Equipped rod	
YMESP1206497	Seal kit	VHM EX 175HP
YMESP1206348	Bolt for fixing on Motor ar	
YMESP2203356	Set of fittings 8 M	
YMESP1206248	Equipped rod	
YMESP1206498	Seal kit	VHM EX 225HP
YMESP1206348	Bolt for fixing on Motor ar	
YMESP2203356	Set of fittings 8 M	
YMESP1205512	Equipped rod	
YMESP1205803	Seal kit	VHM EX 350HP
YMESP1206090	Bolt for fixing on Motor ar	
YMESP1206127	Equipped rod	
YMESP2200023	set of stainless steel fittings 8m	
YMESP2202103	tie bar 1 cylinder / 2 motors	YMESP1200766
YMESP1200638	Seal kit	
YMESP1206090	Bolt for fixing on Motor ar	
YMESP1202184	Equipped rod	
YMESP1203224	Equipped lever	
YMESP2200023	set of stainless steel fittings 8m	
YMESP1200766	Cylinder tube	

Fuel systems



FUEL FILTERS

WHAT MAKES THIS FILTER UNIQUE:

This is the only filter on the market that is fully homologated. This is due to the metal bowl structure on the bottom of the filter. Making it fully fire proof gaining a Ce, ISO 10088 and ABYC standard. This means it can be used anywhere in the world. These are 10 micron filters that will protect the engine from foreign particles. 10micron filters are far superior then standard offered marine filters

The flowrate is indicated on the filter itself and in the part number: So YMEEFWS00180A is 180Liters/H YMEFWS00360 is 360L/H and 620L/H flowrate wise. It is also printed on the filter itself.

Following this logic: Up to 115HP engines the 180 filter can be used. From 115 to XTO the 360 can be used. We recommend the 620 for heavy usage of the 300HP+ range

Part number	Part description
YMEFWS00180A	OB - FUEL WATER SEP S ASSY
YMEFWS00180E	OB - FUEL WATER SEP S ELEMENT
YMEFWS00360A	OB - FUEL WATER SEP M ASSY
YMEFWS00360E	OB - FUEL WATER SEP M ELEMENT
YMEFWS00620A	OB - FUEL WATER SEP L ASSY
YMEFWS00620E	OB - FUEL WATER SEP L ELEMENT
YMEFWS00SSPT	OB - FUEL WATER SEP SS PLATE
YMEFWSEFT06D	OB - ELBOW FITTING 06 MM
YMEFWSEFT08D	OB - ELBOW FITTING 08 MM
YMEFWSEFT10D	OB - ELBOW FITTING 10 MM
YMEFWSST06D	OB - STRAIGHT FITTING 06 MM
YMEFWSST08D	OB - STRAIGHT FITTING 08 MM
YMEFWSST10D	OB - STRAIGHT FITTING 10 MM



Other Rigging Components

GENUINE YAMAHA WATER SEPARATOR/FUEL FILTER:

Corrosion-resistant and specifically designed to fit into smaller areas
Recommended for outboards up to 70HP.

Filter features:

- Manufactured from lightweight resin material.
- Comes with In & Out connectors (can be swapped)
- Clear bowl to allow easy checking of flow and filteri
- 10-micron filter elemen
- Fluid capacity of 60cc
- Water separation capacity of 99% or more



Water Separator Filter
907-94469-09-00

Water Separator Filter
907-94469-05-00

Water Separator Filter
907-94469-07-00

WATER SEPARATOR FILTERS

Description	Horsepower	Part Number
Water Separator Filter	Up to 70HP	907-981M6-77-00
Water/Fuel Separator Filter 10-micron including connectors in 8/O8mm	Up to 175HP	907-981M6-74-00
Water/Fuel Separator Filter 10-micron including connectors in 10/O8mm	Up to 425HP	907-981M6-72-00
Replacement filters		
Replacement Filter 10-Micron (including new O-ring) - Up to 70HP		907-94469-14-00
Replacement Filter-10 Micron - For 175HP up to 350HP		907-94469-13-00

FILTERS

Description	Part Number
Replacement element for filter kit between 50hp and 115h	YMM-2E114-00-00
Replacement element for filter kit over 115h	YMM-2E227-01-00
Replacement element for filter kit for twin engine installation or professional us	YMM-2E341-01-00
(Note: A filter is never "too big". A larger filter will last longer than one which is "just large enough")	



Connectors



Replacement filter

CONNECTORS

Description	Part Number
Connectors for YMM-2W095-00-00 and YMM-2W227-00-00 (1/4" NPT ports):	
Straight fitting for 6.5mm hose	YMM-2FS06-00-00
Straight fitting for 8mm hose	YMM-2FS08-00-00
Straight fitting for 10mm hose	YMM-2FS10-00-00
Elbow fitting for 8mm hose	YMM-2FE08-00-00
Elbow fitting for 10mm hose	YMM-2FE10-00-00
Connectors for YMM-2W341-00-00 (3/8" NPT ports):	
Straight fitting for 8mm hose	YMM-2SF08-00-00
Straight fitting for 10mm hose	YMM-2SF10-00-00

FUEL TANK:

Description	Part Number
Yamaha 12 litre plastic tank (length 363mm x width 265mm x height 230mm)	6YL-24201-07-0Q
Yamaha 25 litre plastic tank (length 536mm x width 362mm x height 233mm)	6YK-23201-05-0Q



FUEL PICKUP:

Description	Part Number
12 litres	97951-24261-0Q
25 litres	97951-24262-0Q



FUEL CAP:

Description	Part Number
12/25 litre tank without fuel gauge	6YK-24610-10-00



JERRY CAN:

Description	Part Number
5 litre Jerry can	YMM-5LTRE-00-11
10 litre Jerry can	YMM-10LTR-E0-10



FUEL PIPE JOINT (FEMALE):

Description	Part Number
For 6mm OM side	6G1-24305-05-00
For 6mm Tank side	6Y1-24305-06-00
For 8mm OM side	6E5-24305-06-00
For 8mm Tank side	6Y2-24305-06-00



FUEL PIPE JOINT (MALE):

Description	Part Number
For 6mm	6G1-24304-10-00
For 8mm	6E5-24304-20-00



PRIMARY PUMP:

Description	Part Number
For 6mm	6Y1-24360-52-00
For 8mm	6Y2-24360-52-00
6mm F4B/F5A/F6C under the cowl	6BX-24360-00-00
8mm under the cowl	6AW-24360-02-00



FUEL HOSE:

Description	Part Number
6mm 30m of A1 marine fuel hose. Iso and CE certified	YME-FH06X-13-MM
8mm 30m of A1 marine fuel hose. Iso and CE certified	YME-FH08X-16-MM
10mm 30m of A1 marine fuel hose. Iso and CE certified	YME-FH10X-18-MM



Other Rigging Components

FUEL PIPE COMPLETE:

Description	Part Number
6mm, 3m, both ends with joint	6Y1-24306-55-00
6mm, 3m, with one joint	6Y4-24306-84-00
8mm, 3m, both ends with joint	6Y2-24306-56-00
8mm, 3m, with one joint	6Y2-24306-45-00
6mm, 3m, Permanent Sealed, both ends with joint	6YL-24306-54-00
8mm, 3m, Permanent Sealed, with one joint	6YK-24306-44-00



Note : Fuel pipes and related parts presented in this section are intended for portable use only.

Energy systems



ELECTRONIC COOLING WATER PRESSURE SENSOR

Enables the cooling water pressure to be displayed on the 6Y8 tachometer and 6Y9 colour display.

F30 to F115	60V-8A4L0-16-00
F150 and up	69J-8A4L0-14-00

ELECTRONIC SPEED SENSOR KIT

Enables speed information to be displayed on the 6Y8 tachometer and 6Y9 colour display.

F30 to F300 (V6)	60V-8A4L1-16-00
------------------	-----------------


FUSE CARTRIDGES

Amps	Part Number
50	63P-82151-00-00
60	6P2-82151-00-00
80	61A-82151-00-00
100	6CE-82151-00-00

RECTIFIER/REGULATOR (F9,9L/FT9,9L)

Allows to have stable DC current from the engine. Required for Electric Starter Kit 6DR-W8180-00-00 or individual battery cable 68T-81949-00-00.

Description	Part Number	QTY
Rectifier/Regulator Assembly	68T-81960-00-00	1
Bolt	97080-06012-00	1
Clamp	90465-10098-00	2



ELECTRIC STARTER KIT FOR F6A/F8/FT8/F9,9/FT9,9/F25G

Convert a manual start engine into electric start. F25G M Model needs the rotor to be replaced with a rotor with starter gear. F8F/FT8G/F9,9J/FT9,9L/F25G require Rectifier/Regulator.

F6A/F8C/FT8D	6DR-W8180-00-00
F8F/FT8G/F9,9J/FT9,9L	6DR-W8180-00-00
F20G/F25G	6FM-W8180-01-00



LIGHTING COIL KIT FOR F4B/F5A/F6C


Allows electrical power to be drawn from the engine

6BX-W8130-A0-00

BATTERY CABLE (FOR BATTERY CHARGING)

Allows electrical power to be drawn from the engine. This battery cable is for battery charging only - not suitable for the starter motor. F9.9J/FT9.9L require a Rectifier/Regulator.

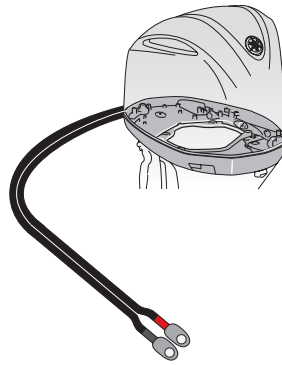
Description	Part Number	QTY
Battery Cable	68T-81949-00-00	1
Fuse (10A-BL)	67F-82151-40-00	2
Stay, Fuse Box	68T-82171-01-00	1
Puller, Fuse	67F-2812A-00-00	1
Washer	92990-06600-00	1



BATTERY ISOLATOR LEADS

Allows the starter battery to be charged first, when other battery is being used for onboard accessories.

Description	Length	Part Number
F150D	2.7 m	68F-81949-03-00
F150 to F200 (L4)	3.8 m	69J-81949-03-00
F225 to F300 (V6)	3.8 m	6KW-81949-00-00
XTO (V8)	3.8 m	6GR-762W0-01-00



ENGINE BATTERY CABLE

Used to connect Yamaha Outboard Motors to 12V batteries.

Description	Part Number
F(T)50 - F(T)60	6C5-82105-01-00
F70	6C5-82105-U1-00
F80/F100/F115/F130	68V-82105-J1-00
F150	63P-82105-01-00
F175/F200	6DA-82105-01-00
V6 3.3L	6P2-82105-02-00
V6 4.2L 6CE	6CB-82105-01-00
V6 4.2L 6KA	6KA-82105-00-00
F350A	6AW-82105-01-00
XTO	6GR-82105-00-00

BS BATTERY

Sealed and factory activated battery line by BS.

- No acid handling, Ready & easy to use and Multi-positional fitment

Description	Part Number	Max Size (mm)
12V-19Ah-260A	907983BB16CL	175x100x175
12V-18A -260A	907983BTX20L	1475x87x155



YAMAHA BATTERY BOXES

Size	Max Battery Size	Part Number
Small	Length 277mm x Width 186mm	YMM-BTBX0-00-24
Large	Length 327mm x Width 186mm	YMM-BTBX0-00-27

BATTERY CHARGERS

	Part Number
1 - YEC-9: 6-step charger that can charge the battery of your Yamaha outboard.	YME-YEC09-EU-00
2 - YEC-50: 8-step charger that can charge the battery of your Yamaha outboard.	YME-YEC50-EU-00
3 - Flushmount charge indicator	YME-YECIP-15-00
4 - Charge indicator cable	YME-YECPL-05-00



Others



RIGGING HOSE

2"		
Black	25ft/7,62m	MAR-RIGHS-BK-25
Gray/Black	25ft/7,62m	ABB-RIGHS-GY-25
White/Black	25ft/7,62m	MAR-RHS20-WT-25
Metallic blue	25ft/7,62m	ABB-RIGHS-BE-25
2,5" XTO		
Black	25ft/7,62m	MAR-RHS25-BK-25
White/Black	25ft/7,62m	MAR-RHS25-WT-25



RIGGING GROMMETS

115-250 (2-stroke)	MAR-GROMM-ET-01
F150	MAR-GRMMT-F1-50
F200B/C-F250A/B	MAR-GRMMT-LG-4S

SPRAY PAINT

Scratches can cause rust or other types of damage. Fix them quickly and effectively with our high-quality, durable Yamaha aerosols and primers. They've been developed specifically for marine use and offer the best colour match for Yamaha Outboards. Box 6 x 400ml Cans.

Description	Part Number
Ocean Blue (for OM until 1983)	YMM304000B10
Marine Blue (for OM from 1983 until 1993)	YMM30400MB10
Bluish Grey Metal (for OM from 1994)	YMM30400GM10
Bluish Grey Metal 1 (for F30 to F350 OM from 2008)*	YMM30400GM10
Bluish Grey Metal 2 (F2.5 to F25)	YMM30400GM20
Dark Blue (for origin OM)	YMM30400DB10
Top Coat	YMM30400TC10
Filling Primer	YMM30400FP10
Zincprimer (anti-corrosive for aluminium parts)	YMM30400ZP10
Propeller White (All aluminium prop)	YMM30400PW10
XTO Clear White	YMEXTSPYCLCT
XTO Base White	YMEXTSPYBWHT

* For previous model colour codes consult your Yamaha Dealer





TRANSOM PLATES

Yamaha recommend these transom plates for boats with engines from 60hp and up.

F30 - V6 (non SBW) engines aluminium 10mm	YMM-09TP0-00-01
V6 SBW and V8 engines aluminium 10mm	YMM-09TP0-00-02

TRANSOM FLANGES

2"	
Chrome transom bracket with 2 anodised stainless steel clamps	ABA-THRUT-RA-SM
Transom flange Black	MAR-THRUT-RS-M2
Transom flange White	MAR-FLNG2-0W-T0
2,5" XTO	
Black	MAR-TFLNG-25-BK
White	MAR-TFLNG-25-WT



TRANSOM BOLTS



Model	Part Number	Thread	Total length	Boat transom thickness (*)
F25D - F300B	90101-12M51-00	M12	95mm	
	90101-12M65-00	M12	105mm	
	90101-12064-00	M12	115mm	55-65mm
	90101-12065-00	M12	130mm	65-75mm
	90101-12066-00	M12	150mm	75-95mm
F300 - XTO **	90101-12071-00	M12	85mm	55mm
	90101-12053-00	M12	110mm	55-65mm
	90101-12076-00	M12	130mm	65-75mm
	90101-12031-00	M12	150mm	75-95mm
	90101-12068-00	M12	170mm	95-115mm
	90101-12073-00	M12	180mm	115mm
	90101-12055-00	M12	200mm	115mm
	90101-12069-00	M12	210mm	115mm
	90101-12057-00	M12	230mm	115mm

* Reference data

** High tension bolts

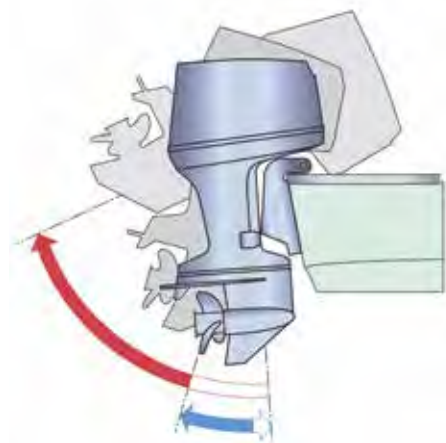


Other Rigging Components

TILT LIMITER

The tilt limiter will help improve customer satisfaction in applications where the top cowling would come in contact with the boat at full tilt. (Adjacent list shows applicable engine serial numbers).

Model	Starting Serial Number	Tilt Limiter Kit
F50H	6C1-1047118-	6C5-825EY-00-00
F60F	6C5-1053953-	6C5-825EY-00-00
FT50J	6C2-1014367-	6C5-825EY-00-00
FT60G	6C6-1020951-	6C5-825EY-00-00
F70A	6CJ-1019836-	6C5-825EY-00-00
F80B	6D7-1014351-	6D8-825EY-01-00
F100LB/F100XB	All engine	63P-825EY-01-00
F100D	6D9-1020147-	6D8-825EY-02-00
F115A	68V-1124466-	63P-825EY-02-00
FL115A	68W-1005001-	63P-825EY-02-00
F115LB/(L)F115XB	All engine	63P-825EY-02-00
F130LA/F130XA	All engine	63P-825EY-02-00
F150A	63P-1106291-	63P-825EY-02-00
FL150A	64P-1013389-	63P-825EY-02-00
(L)F150LB/(L)F150XB	All engine	63P-825EY-02-00
F150LCA/(L)F150XCA	All engine	6CE-825EY-02-00
F175LA/F175XA	All engine	63P-825EY-02-00
F175LCA/(L)F175XCA	All engine	6CE-825EY-02-00
F200LB/(L)F200XB	All engine	63P-825EY-02-00
F200LCA/(L)F200XCA	All engine	6CE-825EY-02-00
F225F	6CL-1001428-	6CE-825EY-02-00
FL225F	6CM-1000253-	6CE-825EY-02-00
F250D	6CG-1003350-	6CE-825EY-02-00
FL250D	6CH-1000945-	6CE-825EY-02-00
F300B	6CE-1005964-	6CE-825EY-02-00
FL300B	6CF-1002506-	6CE-825EY-02-00
F(L)300D	All engine	6CE-825EY-02-00



OUTBOARD MOTOR KEYS



300 and 700 series - Key cover replacement
703-82577-00-00

Part Number	Description
6K1-82532-00-00	For key series n° 300 & 700
703-82532-00-00	For key series n° 400 & 800



300 and 700 series - 18mm Switch cap replacement
6K1-82532-00-00

OM KEY NUMBER:	PART NUMBER	MATCHING CAP KEY	PART NUMBER	OM KEY NUMBER:	PART NUMBER	MATCHING CAP KEY	PART NUMBER
111	90890-55957-00	Cap Key	676-82577-00-00	727	90890-56005-00	Cap Key	703-82577-00-00
112	90890-55958-00	Cap Key	676-82577-00-00	730	90890-56006-00	Cap Key	703-82577-00-00
113	90890-55959-00	Cap Key	676-82577-00-00	731	90890-56007-00	Cap Key	703-82577-00-00
121	90890-55960-00	Cap Key	676-82577-00-00	732	90890-56008-00	Cap Key	703-82577-00-00
122	90890-55961-00	Cap Key	676-82577-00-00	733	90890-56009-00	Cap Key	703-82577-00-00
123	90890-55962-00	Cap Key	676-82577-00-00	741	90890-56010-00	Cap Key	703-82577-00-00
371	90890-55868-00	Cap Key	703-82577-00-00	747	90890-56011-00	Cap Key	703-82577-00-00
372	90890-55869-00	Cap Key	703-82577-00-00	750	90890-56012-00	Cap Key	703-82577-00-00
373	90890-55870-00	Cap Key	703-82577-00-00	751	90890-56013-00	Cap Key	703-82577-00-00
374	90890-55871-00	Cap Key	703-82577-00-00	752	90890-56014-00	Cap Key	703-82577-00-00
375	90890-55872-00	Cap Key	703-82577-00-00	753	90890-56015-00	Cap Key	703-82577-00-00
376	90890-55873-00	Cap Key	703-82577-00-00	821	90890-56016-00	Cap Key	676-82577-00-00
377	90890-55874-00	Cap Key	703-82577-00-00	827	90890-56017-00	Cap Key	676-82577-00-00
378	90890-55875-00	Cap Key	703-82577-00-00	830	90890-56018-00	Cap Key	676-82577-00-00
379	90890-55876-00	Cap Key	703-82577-00-00	831	90890-56019-00	Cap Key	676-82577-00-00
380	90890-55877-00	Cap Key	703-82577-00-00	832	90890-56020-00	Cap Key	676-82577-00-00
381	90890-55878-00	Cap Key	703-82577-00-00	833	90890-56021-00	Cap Key	676-82577-00-00
382	90890-55879-00	Cap Key	703-82577-00-00	841	90890-56022-00	Cap Key	676-82577-00-00
383	90890-55880-00	Cap Key	703-82577-00-00	847	90890-56023-00	Cap Key	676-82577-00-00
384	90890-55881-00	Cap Key	703-82577-00-00	850	90890-56024-00	Cap Key	676-82577-00-00
385	90890-55882-00	Cap Key	703-82577-00-00	851	90890-56025-00	Cap Key	676-82577-00-00
386	90890-55883-00	Cap Key	703-82577-00-00	852	90890-56026-00	Cap Key	676-82577-00-00
387	90890-55884-00	Cap Key	703-82577-00-00	853	90890-56027-00	Cap Key	676-82577-00-00
388	90890-55885-00	Cap Key	703-82577-00-00				
389	90890-55886-00	Cap Key	703-82577-00-00				
390	90890-55887-00	Cap Key	703-82577-00-00				
451	90890-55820-00	Cap Key	676-82577-00-00				
452	90890-55821-00	Cap Key	676-82577-00-00				
453	90890-55822-00	Cap Key	676-82577-00-00				
454	90890-55823-00	Cap Key	676-82577-00-00				
455	90890-55824-00	Cap Key	676-82577-00-00				
456	90890-55825-00	Cap Key	676-82577-00-00				
457	90890-55826-00	Cap Key	676-82577-00-00				
458	90890-55827-00	Cap Key	676-82577-00-00				
459	90890-55828-00	Cap Key	676-82577-00-00				
460	90890-55829-00	Cap Key	676-82577-00-00				
461	90890-55830-00	Cap Key	676-82577-00-00				
462	90890-55831-00	Cap Key	676-82577-00-00				
463	90890-55832-00	Cap Key	676-82577-00-00				
464	90890-55833-00	Cap Key	676-82577-00-00				
465	90890-55834-00	Cap Key	676-82577-00-00				
466	90890-55835-00	Cap Key	676-82577-00-00				
467	90890-55836-00	Cap Key	676-82577-00-00				
468	90890-55837-00	Cap Key	676-82577-00-00				
469	90890-55838-00	Cap Key	676-82577-00-00				
470	90890-55839-00	Cap Key	676-82577-00-00				
721	90890-56004-00	Cap Key	703-82577-00-00				

DBW - 2 KEY SET INCLUDING PLASTIC CAP KEY

OM Key number:	Part number
457	6X6-82511-09-A1
462	6X6-82511-09-A2
463	6X6-82511-09-A3
827	6X6-82511-09-A4
832	6X6-82511-09-A5
833	6X6-82511-09-A6
847	6X6-82511-09-A7
852	6X6-82511-09-A8
853	6X6-82511-09-A9



GENUINE YAMAHA PROPELLERS

SDS PROPELLERS

Yamaha's patented Shift Dampener System (SDS) propellers have been designed to provide 'clunk free' shifting.


The system utilises a specially designed splined rubber hub and spacer to absorb the force transferred to the gear box and propeller when the engine is shifted into forward or reverse. This results in quieter and smoother shifting.

Available for T60 - XT425 outboard models.

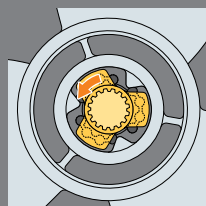


Splined Rubber Hub
Helps cushion and quieten shifting forces.

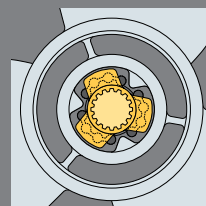
Splined Aft Washer
Specially designed for proper SDS operation.



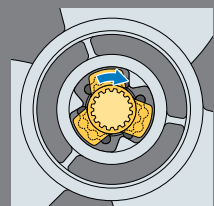
Reverse



Neutral



Forward

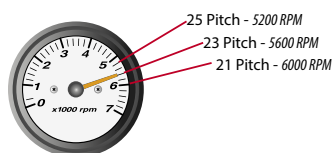




Propeller Information

THE PROPELLER MAKES ALL THE DIFFERENCE.

If you haven't tried one of Yamaha's comprehensive range of propeller solutions, you're not getting the most out of your outboard. In fact, the right Yamaha propeller can maximize your outboard's acceleration, top speed, fuel economy and lifespan, all while providing a quieter ride and better handling. No matter what your application, there's a genuine Yamaha propeller that can help you achieve peak performance.

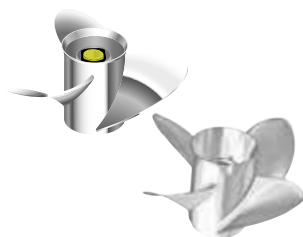



PITCH

Pitch is the 'theoretical' distance (in inches) a propeller would travel in one full revolution, if it were travelling through solid matter. A prop with low pitch will deliver better acceleration/hole shot and pushing power but a lower top speed, while a higher pitch prop will provide less thrust, but with a higher top speed. The correct propeller will allow your engine to reach the upper portion of the W-O-T range specified by the manufacturer with a normal-to-heavy load, but without exceeding it. Each inch of pitch is equal to approximately 150 +/- 50 RPM.

DIAMETER

Diameter means the total width of the "circle" at the blade tips as the propeller spins. Larger diameter props push more water and reach deeper down into the water, so they're typically used on large, heavy boats or ones with higher-placed engine mountings. A smaller diameter prop is usually used on lighter boats, where the prop operates closer to the surface of the water - or when you need a higher engine RPM.

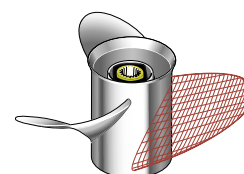


NUMBER OF BLADES

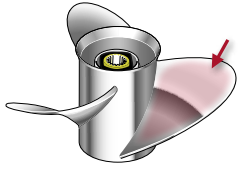
Three-bladed propellers are the most common, offering good overall performance, top speed, and efficiency for most applications. While a four-bladed prop will provide increased bow and stern-lift and reduce prop ventilation, this normally means more drag on the engine, resulting in lower top speeds and different handling characteristics.

BLADE GEOMETRY

Blade geometry refers to the actual shape of the blade (or ear). By manipulating the blade's shape, diameter and pitch progression, different performance characteristics can be created for each different type and style of propeller.



Propellers

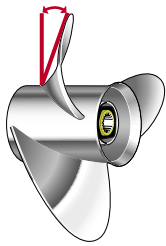
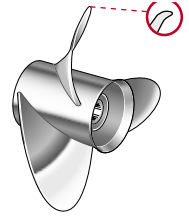


BLADE SURFACE AREA

Blade surface area refers to the total surface of the blades. The greater the blade surface area, the more water the prop pushes, for better hole shot and increased planing efficiency. However, too much blade area can create significantly more drag, potentially restricting engine RPM and causing negative boat-handling issues.

CUP

Cup is the small curved lip on the blade tip and/or trailing edge. Used in proper amounts, cup helps reduce ventilation and propeller slippage, allowing for higher engine mounting and greater bow lift. However, too much cup may cause excessive steering torque and bow lift - and limit the engine's ability to develop and maintain proper RPM at a certain pitch.

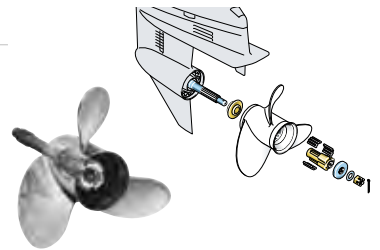


RAKE

Rake is the angle of the blade in relation to the propeller's barrel, or centre, and is expressed in degrees. A high rake propeller is best suited to applications where the engine is mounted high, to help reduce ventilation and increase bow lift. However, too much rake can strain the engine, decrease hole shot and produce negative performance and handling results. A propeller with a low rake angle will cause less strain on the engine, resulting in potentially better hole shot and higher operating rpm at W-O-T.

SDS - SHIFT DAMPENER SYSTEM

Reducing the annoying shift shock and noise normally associated with moving between gears, Yamaha's unique Shift Dampening System (SDS) uses a splined aft washer and a splined rubber hub to absorb noise and vibration. This carefully engineered solution brings smoother, quieter gear shifts.



Series description

ALUMINUM/PLASTIC SERIES

Offering Yamaha design, quality and performance in a low-cost, lightweight propeller. This is a good all-around choice for your Yamaha outboard. Available in a wide variety of sizes and pitches for Yamaha outboards between 2 and 225 horse power, in right-hand and select left-hand rotation.



DUAL THRUST SERIES

Specially designed for sailboats and other large-displacement craft, Yamaha's patented Dual Thrust propellers are built to handle the job of pushing heavy loads through water. The hub is carefully designed to redirect exhaust flow away from the blades, so Dual thrust models cut through "clean water" for higher efficiency and better acceleration.



TALON GP SERIES (WITH SDS)

Designed for outboards from F70 to F130. Our Talon – SDS propeller with our exclusive Shift Dampener System (SDS™) brings a better top speed while offering a comfortable ride. The smooth shifting and quiet, in-gear operation, even at trolling speeds, will be particularly beneficial on smaller, in-line outboards.





TALON SERIES (WITH SDS)

Specially engineered to reduce ventilation and enhance bow lift, Yamaha's TALON aluminum 3-bladed propellers offer excellent holding power in turns, with enhanced "grip" for improved control. In addition, they feature better overall performance and greater cruising efficiency in a planed trim position than conventional 3-bladed aluminum propellers. TALON props are especially effective on mid-sized deep- and mod-V aluminum boats, particularly in applications with the potential for aerated water beneath the boat. The Yamaha SDS mechanism is integrated to reduce shifting vibration and noise. Can be used with standard spacer.



TALON STAINLESS STEEL (WITH SDS)

K-Series Talon Stainless Steel SDS propellers combine quiet, clunk-free shifting and smooth in-gear operation (even at low speeds) with a high-performance, good looking stainless steel propeller – a first for mid-range horsepower outboards. No , medium-sized Aluminium, FRP and RIB boats using Yamaha's F70 up through to the all-new F130A can enjoy the unbeatable combination of smooth and quiet operation with great all-around performance. Just as the Talon Aluminium series, this SDS hub system requires no special hardware to operate.



BLACK STAINLESS STEEL SERIES

An excellent general-purpose choice, these props are made from stainless steel, with a cost-effective black paint coating, allowing for a blade that is thinner, more efficient and more durable than an aluminum propeller. Available in a wide variety of sizes and pitches for Yamaha outboards between 25 and 300 horse power, in right-hand and select left-hand rotation.



RELIANCE SERIES (WITH SDS)

Reliance is CAD-designed to increase performance. Designed primarily for use with Yamaha's F150 and F200 in-line 4 outboards, it also provides excellent all-around performance. Faster at all RPM ranges and having better anti-ventilation characteristics (grip) in most applications than Yamaha's proven Black Stainless Steel props, Reliance Series props are highly-polished stainless steel, featuring impressive cast-in naming on the barrel and excellent corrosion resistance. Now available with Yamaha's exclusive Shift Dampener System (SDS).



SALTWATER SERIES II (WITH SDS)

A powerful choice for today's larger offshore boats, Saltwater Series II propellers are a highly-polished, larger diameter design. Aggressive rake and extra cupping on the blades provide superior midrange fuel efficiency, along with excellent anti-ventilation characteristics. For offshore fishermen, that translates to longer cruising range and better handling in rough seas. Also available with the Yamaha Shift Dampener System (SDS).



SALTWATER SERIES HS4 (WITH SDS)

A polished stainless steel propeller with 4 blades, for certain V6 4-stroke engines. Compared with the conventional 3-bladed propeller, the 4-blade configuration has a larger blade surface area, which can catch much more water and obtain higher thrust performance. As a result, this propeller will obtain better acceleration and be more stable in operation under rough water. However, top speed performance is generally slightly less than a 3-blade design. L/H rotation propellers are available.

Propellers

SALTWATER SERIES XL

A premium prop designed exclusively for the V8 5.3L 4-stroke Yamaha outboards. Designed to harness the awesome power of these engines and convert it into massive amounts of thrust, Saltwater XL propellers have more diameter and 21% more blade area than even our largest Saltwater Series II propellers. This helps the F350 generate up to 45% more thrust than other 250hp-class outboards, and provides large offshore boats with plenty of power to plane quickly, as well as great acceleration and top-end speed. Available with the SDS Shift Dampening System. (Note: deduct two inches of pitch for same or similar performance when converting non-SDS XL propellers to SDS-equipped Saltwater Series XL propellers.)



SALTWATER SERIES XL4 AND XL4-HP (WITH SDS)

Designed exclusively for Yamaha's V8 5.3L F350 outboard, this 4 bladed prop offers incredible thrust and quick-on-the-plane capability, yet with quiet and smooth operation thanks to Yamaha's unique SDS Shift Dampener System. Two XL4 prop types are available: XL4 (15" and 17") designed for very large, heavy offshore boats - and the XL4-HP (22" and 24") designed for lighter, high-performance multi-engined offshore boats.



XTO (SDS) PROPELLERS

With diameters from 16 to 17 1/8 inches and increased blade surface, XTO OS™ propellers are engineered to complement the torque potential of our V8 XTO Offshore™ outboard on 50-foot-plus boats. Features our patented, Shift Dampener System (SDS) for a smoother ride.



XTO EC PROPELLERS

Designed exclusively to help alleviate ventilation that can occasionally occur due to the immense torque potential of Yamaha's revolutionary 5.6L V8 XTO Offshore outboard, XTO EC propellers use large diameter and specially-designed blade surface area to push a large column of water. Additionally, they're designed with extra trailing edge cup to help the blades hold water longer for better grip in applications where ventilation can be an issue. Features our patented, Shift Dampener System (SDS) for a smoother ride.



ALUMINUM SERIES

Outboard Model	Part Number	Diameter	Pitch	Blade	Hub	Rotation	Remark
2A/2B/2C	6A1-45943-00-00	7 1/4	4	3	A	RH	
	646-45944-01-00	7 1/4	4 1/2	3	A	RH	
	6F8-45942-01-00	7 1/4	5	3	A	RH	
	646-45942-01-00	7 1/4	5 1/2	3	A	RH	
F2,5A 3A	6L5-45949-00-00	7 1/4	5	3	BS	RH	
	6L5-45952-00-00	7 1/2	5 1/2	3	BS	RH	
	6L5-45943-00-00	7 1/4	6	3	BS	RH	
	6L5-45945-00-00	7 1/4	7 1/4	3	BS	RH	
	6L5-45947-00-00	7 1/4	8 1/4	3	BS	RH	
4A / 5C (--1991)	644-45941-01-00	7 1/4	5	3	B	RH	
	654-45941-01-00	7 1/4	6 1/2	3	B	RH	
	6E0-45943-09-00	7 1/2	7	3	B	RH	
	6E0-45941-09-00	7 1/2	8	3	B	RH	
	6E0-45947-00-00	7 1/4	8 1/4	3	B	RH	
F4A / F4B / F5A / F6C 4A / 5C (1992--)	6E0-45949-00-00	7 1/4	6 1/2	3	BA	RH	
	6E0-45943-01-00	7 1/2	7	3	BA	RH	
	6E0-45941-01-00	7 1/2	8	3	BA	RH	Spline engagement
	6E0-45952-00-00	7 1/4	8 1/4	3	BA	RH	
	6E0-45954-00-00	7 1/2	9	3	BA	RH	
6A / 6B / 8A / 8B / E8D	655-45949-00-00	7 1/4	5	3	C	RH	
	655-45947-01-00	9	5 3/4	3	C	RH	
	655-45945-00-00	9	6 1/2	3	C	RH	
	647-45943-00-00	9	7	3	C	RH	
	655-45943-00-00	9	7 1/2	3	C	RH	
	647-45947-00-00	9	9	3	C	RH	
F6A / F8C / F9,9F / F9,9J 6C / 8C	647-45941-00-00	9 1/4	9 1/4	3	C	RH	
	6G1-45947-00-00	8 1/2	6 1/2	3	N	RH	
	6G1-45943-00-00	8 1/2	7 1/2	3	N	RH	
	6G1-45952-00-00	8 1/2	8	3	N	RH	
	6G1-45941-00-00	8 1/2	8 1/2	3	N	RH	
F8B / F9,9B / F9,9C / F15A / F15C 9,9D / 15D / 9,9F / 15F	6G1-45954-00-00	8 1/2	9 1/4	3	N	RH	
	683-45949-00-00	9 1/2	6 1/2	3	J	RH	
	63V-45947-00-00	9 1/4	8	3	J	RH	
	683-45943-00-00	9 1/4	10 1/2	3	J	RH	
	683-45941-00-00	9 1/4	12	3	J	RH	
F8B / F9,9B / F9,9C / F15A / F15C / F20B / 9,9D / 15D / 9,9F / 15F	63V-45945-10-00	9 1/4	9	3	J1	RH	
	63V-45952-10-00	9 1/4	10	3	J1	RH	
	63V-45943-10-00	9 1/4	11	3	J1	RH	
	63V-45941-10-00	9 1/4	12	3	J1	RH	
F25A / F25D / F25G 20C / 20D / 25B / 25D / 25N / 25V / 30A / 30D / 30G	664-45943-01-00	9 7/8	8	3	F	RH	
	664-45941-01-00	9 7/8	9	3	F	RH	
	62C-45941-00-00	9 7/8	10	3	F	RH	
	664-45945-00-00	9 7/8	10 1/2	3	F	RH	
	664-45947-01-00	9 7/8	11 1/4	3	F	RH	
	664-45954-01-00	9 7/8	12	3	F	RH	
	664-45949-02-00	9 7/8	13	3	F	RH	
	664-45952-00-00	9 7/8	14	3	F	RH	
F30A / F30B / F40A / F40B / F40F / F50A / F50F / F50H / F60A / F60C / F60F 40H / 40V / 40Q / 40X / 50D / 50G / 50H / 55B	63D-45941-00-00	12 1/4	8	3	G	RH	
	663-45956-01-00	12 1/4	9	3	G	RH	
	663-45954-01-00	11 3/4	10	3	G	RH	G-series all-rounder
	663-45958-01-00	11 1/4	14	3	G	RH	
	663-45949-01-00	10 3/4	16	3	G	RH	
	69W-45947-00-00	11 5/8	11	3	G	RH	
	69W-45952-00-00	11 3/8	12	3	G	RH	
	69W-45945-00-00	11 1/8	13	3	G	RH	G-series commercial & durable propeller
	69W-45958-00-00	11 1/4	14	3	G	RH	
	69W-45943-00-00	11	15	3	G	RH	
	6H5-45952-00-00	10 5/8	12	3	G	RH	
	6H5-45945-00-00	10 3/8	13	3	G	RH	G-series for light boat
6H5-45958-00-00	10 1/4	14	3	G	RH		
6H5-45943-00-00	10	15	3	G	RH		

Propellers

ALUMINUM SERIES

	6E5-45954-00-00	14	11	3	K	RH	
	6E5-45949-00-00	13 5/8	13	3	K	RH	
F70A / F80A / F80B / F100A / F100D / F100F / F115A / F115B	6E5-45958-00-00	13 5/8	14	3	K	RH	
60F / 70B / 75A / 75C / PRO75 / 80A / 85A / 90A / 100A / PRO V 100 / 115A / 115B / 115C / 130A / 130B / 140A / 140B / 140C	6E5-45947-00-00	13 1/2	15	3	K	RH	
	6E5-45945-01-00	13 1/4	17	3	K	RH	
	6E5-45941-00-00	13	19	3	K	RH	
	6E5-45943-00-00	12 5/8	21	3	K	RH	
	6E5-45952-00-00	13	23	3	K	RH	
	6E5-45956-00-00	13	25	3	K	RH	
F150A / F150D / F175A / F200A / F200C / F200F / F200G	6G5-45941-00-00	15 1/4	15	3	M	RH	
150A / 150C / 150F / Z150P / 175A / 175B / 175D / Z175G / 200A / 200B / 200F	6G5-45952-00-00	14 5/8	16	3	M	RH	
	6G5-45947-01-00	14 1/2	17	3	M	RH	
	6G5-45945-01-00	14	19	3	M	RH	
	6G5-45943-01-00	13 3/4	21	3	M	RH	
	6G5-45949-00-00	13 1/2	23	3	M	RH	
FL150A / FL150D / FL200C / FL200F / FL200G / L150A / L150C / L150F / LZ150P / L200A / L200B / L200F / LZ200N	6K1-45947-00-00	14 1/2	17	3	ML	LH	
	6K1-45945-00-00	14	19	3	ML	LH	

DUAL THRUST SERIES (ALUMINUM)

Outboard Model	Part Number	Diameter	Pitch	Blade	Hub	Rotation	Remark
6C / 8C	6G1-W4592-00-00	9	5	3	N	RH	
F6A / F8C / F9,9F / F9.9J	6G1-W4591-01-00	9	7	3	N	RH	
F8B / F9,9B / F9,9C / F15A / F15C / F20B	683-W4592-02-00	9 3/4	6 1/2	3	J	RH	
9,9D / 15D / 9,9F / 15F	683-W4591-02-00	9 3/4	8	3	J	RH	
FT8D / FT9,9A / FT9,9D / FT9,9G / FT9.9L	69G-45941-00-00	11 3/4	5 3/4	3	R	RH	
	69G-45943-00-00	11 3/4	7	3	R	RH	
	6G8-45947-00-00	11 3/4	9 1/4	3	R	RH	
F25A/G	6J8-W4591-00-00	10 5/8	8 1/4	3	F	RH	
FT25B / FT25F	68U-45941-00-00	12 1/4	9	3	G	RH	
FT50B / FT50C / FT50G / FT50J / FT60B / FT60D / FT60G	68S-45941-00-00	14	11	3	K	RH	

TALON GP SERIES - SDS (ALUMINUM)

Outboard Model	Part Number	Diameter	Pitch	Blade	Hub	Rotation	Remark
	6FP-45941-00-00	13 5/8	14	3	K	RH	
	6FP-45943-00-00	13 1/2	15	3	K	RH	
F70A / F80A / F80B / F100A / F100D / F100F / F115A / F115B / F130A	6FP-45945-00-00	13 1/4	16	3	K	RH	
	6FP-45947-00-00	13 1/8	17	3	K	RH	
	6FP-45949-00-00	13	18	3	K	RH	

TALON SERIES (ALUMINUM)

Outboard Model	Part Number	Diameter	Pitch	Blade	Hub	Rotation	Remark
60F / 70B / 75A / 75C / PRO75 / 80A / 85A / 90A / 100A / PRO V 100 / 115A / 115B / 115C / 130A / 130B / 140A / 140B / 140C	6EK-45941-00-00	13 1/2	9	3	K	RH	
	6EK-45943-00-00	13 1/2	10 1/2	3	K	RH	
	6EK-45945-00-00	13 1/2	12	3	K	RH	
F70A / F80A / F80B / F100A / F100D / F100F / F115A / F115B	6EK-45947-00-00	13 1/2	14	3	K	RH	
	6EK-45949-00-00	13 1/2	16	3	K	RH	

STAINLESS STEEL SERIES

Outboard Model	Part Number	Diameter	Pitch	Blade	Hub	Rotation	Remark
F25A / F25D / F25G	6FP-45941-00-00	13 5/8	14	3	K	RH	
20C / 20D / 25B / 25D / 25N / 25V / 30A / 30D / 30G	6FP-45943-00-00	13 1/2	15	3	K	RH	

BLACK STAINLESS STEEL SERIES

Outboard Model	Part Number	Diameter	Pitch	Blade	Hub	Rotation	Remark
	663-45972-60-00	12	11	3	G	RH	
F30A / F30B / F40A / F40B / F40F / F50A / F50F / F50H / F60A / F60C / F60F	663-45970-60-00	11 3/4	12	3	G	RH	
	663-45974-02-00	10 5/8	13	3	G	RH	
	663-45974-60-00	11 1/2	13	3	G	RH	
40H / 40V / 40Q / 40X / 50D / 50H / 50G / 55B	663-45930-00-00	10 1/4	14	3	G	RH	
	663-45976-00-00	10 1/4	15	3	G	RH	
	663-45978-00-00	10 1/4	16	3	G	RH	
F70A / F80A / F80B / F100A / F100D / F100F / F115A / F115B	688-45932-60-00	13 1/2	14	3	K	RH	
	688-45978-60-00	13 1/2	16	3	K	RH	
60F / 70B / 75A / 75C / 80A / 85A / 90A / 100A / PROV100 / 115A / 115B / 115C / 130A / 130B / 140A / 140B / 140C	688-45930-02-00	13	17	3	K	RH	
	688-45970-03-00	13	19	3	K	RH	
	688-45972-02-00	13	21	3	K	RH	
	688-45974-02-00	13	23	3	K	RH	
	688-45976-01-00	13	25	3	K	RH	
FL115A / FL115B	6L6-45930-01-00	13	17	3	KL	LH	
L130A / L130B / L140B / L140C	6L6-45970-00-00	13	19	3	KL	LH	
	6L6-45972-00-00	13	21	3	KL	LH	
F150A / F150D / F200A / F200C / F225A / F225B / F250A / F250B	6G5-45932-00-00	15 3/4	13	3	M	RH	
	6G5-45970-02-00	15 1/4	15	3	M	RH	
150A / 150C / 150F / Z150P / 175A / 175B / 175D / Z175G / 200A / 200B / 200F / Z200N / 220A / 225A / 225B / 225D / 250A / 250B / 250G / Z250D	6G5-45978-03-00	13 3/4	17	3	M	RH	
	6G5-45974-03-00	13 3/4	19	3	M	RH	
	6G5-45972-02-00	13 3/4	21	3	M	RH	
	6G5-45976-01-00	13 3/8	23	3	M	RH	
	6G5-45930-00-00	13 3/8	25	3	M	RH	
FL150A / FL150D / FL200A / FL200C / FL225A / FL225B / FL250A / FL250B	6K1-45970-01-00	15 1/4	15	3	ML	LH	
L150A / L150C / L150F / LZ150P / L200A / L200B / L200F / LZ200N / L250A / L250B / L250G / LZ250D	6K1-45978-02-00	13 3/4	17	3	ML	LH	
	6K1-45974-02-00	13 3/4	19	3	ML	LH	
	6K1-45972-01-00	13 3/4	21	3	ML	LH	
	6K1-45976-00-00	13 3/8	23	3	ML	LH	

TALON STAINLESS STEEL (WITH SDS)

Outboard Model	Part Number	Diameter	Pitch	Blade	Hub	Rotation	Remark
	6N7-45970-00-00	13 1/8	14	3	K	RH	
	6N7-45972-00-00	13 1/8	16	3	K	RH	
F70A / F80B / F100D / F100F / F115A / F115B / F130A	6N7-45974-00-00	13 1/8	18	3	K	RH	
	6N7-45976-00-00	13 1/8	19	3	K	RH	
	6N7-45978-00-00	13 1/8	20	3	K	RH	
	6N7-45930-00-00	13 1/8	22	3	K	RH	
	6N7-45932-00-00	13 1/8	24	3	K	RH	
FL115A/B	6N4-45970-00-00	13 1/8	14	3	K	LH	
	6N4-45972-00-00	13 1/8	16	3	K	LH	
	6N4-45974-00-00	13 1/8	18	3	K	LH	
	6N4-45978-00-00	13 1/8	20	3	K	LH	

RELIANCE SERIES - SDS - GENERATION 2

Outboard Model	Part Number	Diameter	Pitch	Blade	Hub	Rotation	Remark
	68F-45932-20-00	14 1/2	13	3	M	RH	
F150A / F150D / F175A / F200A / F200C / F200F / F200G / F225A / F225B / F225C / F225F / F250A / F250B / F250D / F300B	68F-45930-20-00	14 1/2	14	3	M	RH	
	68F-45970-20-00	14 1/2	15	3	M	RH	
	68F-45972-20-00	14 1/4	17	3	M	RH	
	68F-45978-20-00	14 1/4	18	3	M	RH	
	68F-45974-20-00	13 3/4	19	3	M	RH	SDS spacer (688-45997-01-00) required for 68F/68G SDS propellers.
	68F-45976-20-00	13 3/4	21	3	M	RH	
	68G-45930-20-00	14 1/2	14	3	ML	LH	
FL150A / FL150D / FL200A / FL200C / FL200F / FL200G / FL225A / FL225B / FL225F / FL250A / FL250B / FL250D / FL300B	68G-45970-20-00	14 1/2	15	3	ML	LH	
	68G-45972-20-00	14 1/4	17	3	ML	LH	
	68G-45978-20-00	14 1/4	18	3	ML	LH	
	68G-45974-20-00	13 3/4	19	3	ML	LH	
	68G-45976-20-00	13 3/4	21	3	ML	LH	

Propellers

SALTWATER SERIES II SDS - GENERATION 2

Outboard Model	Part Number	Diameter	Pitch	Blade	Hub	Rotation	Remark
F200A / F200C / F225A / F225B / F225C / F225F / F250A / F250B / F250D / F300B	6CE-45930-20-00	15 3/4	13	3	T	RH	
	6CE-45976-20-00	15 3/4	15	3	T	RH	
	6CE-45938-20-00	15 1/2	16	3	T	RH	
	6CE-45978-20-00	15 1/2	17	3	T	RH	
	6CE-45934-20-00	15 1/4	18	3	T	RH	
	6CE-45970-20-00	15 1/4	19	3	T	RH	
	6CE-45932-20-00	15	20	3	T	RH	
	6CE-45972-20-00	15	21	3	T	RH	
	6CE-45936-20-00	14 3/4	22	3	T	RH	
	6CE-45974-20-00	14 3/4	23	3	T	RH	SDS spacer (688-45997-01-00) required for 6CE/6CF SDS GEN 2 propellers.
FL200A / FL200C / FL225A / FL225B / FL225F / FL250A / FL250B / FL250D / FL300B	6CF-45930-20-00	15 3/4	13	3	TL	LH	
	6CF-45976-20-00	15 3/4	15	3	TL	LH	
	6CF-45978-20-00	15 1/2	17	3	TL	LH	
	6CF-45934-20-00	15 1/4	18	3	TL	LH	
	6CF-45970-20-00	15 1/4	19	3	TL	LH	
	6CF-45932-20-00	15	20	3	TL	LH	
	6CF-45972-20-00	15	21	3	TL	LH	
	6CF-45936-20-00	14 3/4	22	3	TL	LH	
6CF-45974-20-00	14 3/4	23	3	TL	LH		
F300N	6KA-45970-00-00	15 1/4	18	3	T	RH	
	6KA-45972-00-00	15 1/4	19	3	T	RH	
	6KA-45974-00-00	15	20	3	T	RH	
	6KA-45976-00-00	15	21	3	T	RH	
	6KB-45970-00-00	15 1/4	18	3	TL	LH	
	6KB-45972-00-00	15 1/4	19	3	TL	LH	
	6KB-45974-00-00	15	20	3	TL	LH	
6KB-45976-00-00	15	21	3	TL	LH		

SALT WATER SERIES HS4 SDS - GENERATION 2

Outboard Model	Part Number	Diameter	Pitch	Blade	Hub	Rotation	Remark
F200A / F200C / F225A / F225B / F225C / F225F / F250A / F250B / F250D / F300B	6CE-45B70-20-00	15	21	4	T	RH	
	6CE-45B72-20-00	15	22	4	T	RH	
	6CE-45B74-20-00	15	23	4	T	RH	SDS spacer (688-45997-01-00) required for 6CE/6CF SDS GEN 2 propellers.
FL200A / FL200C / FL225A / FL225B / FL225F / FL250A / FL250B / FL250D / FL300B	6CF-45B70-20-00	15	21	4	TL	LH	
	6CF-45B72-20-00	15	22	4	TL	LH	
	6CF-45B74-20-00	15	23	4	TL	LH	

SALTWATER SERIES XL - SDS GENERATION 2

Outboard Model	Part Number	Diameter	Pitch	Blade	Hub	Rotation	Remark
F350A (2011-), F300D	6AW-45932-20-00	16 1/4	11	3	X	RH	
	6AW-45930-20-00	16 1/4	13	3	X	RH	
	6AW-45970-20-00	16 1/4	15	3	X	RH	
	6AW-45972-20-00	16 1/4	17	3	X	RH	
	6AW-45974-20-00	15 1/2	19	3	X	RH	
	6AW-45976-20-00	15 1/4	21	3	X	RH	
	6AW-45978-20-00	15 1/4	23	3	X	RH	F350A (until to 2015 MY) need Spacer 6AW-45997-00-00
	6AX-45932-20-00	16 1/4	11	3	XL	LH	
	6AX-45930-20-00	16 1/4	13	3	XL	LH	
	6AX-45970-20-00	16 1/4	15	3	XL	LH	
FL350A (2011-), FL300D	6AX-45972-20-00	16 1/4	17	3	XL	LH	
	6AX-45974-20-00	15 1/2	19	3	XL	LH	
	6AX-45976-20-00	15 1/4	21	3	XL	LH	
	6AX-45978-20-00	15 1/4	23	3	XL	LH	

SALTWATER SERIES XL4 & XL4-HP - SDS GENERATION 2

Outboard Model	Part Number	Diameter	Pitch	Blade	Hub	Rotation	Remark
F350A, F300D	6AW-45B70-20-00	16 1/8	15	4	X	RH	
	6AW-45B72-20-00	16 1/8	17	4	X	RH	
	6AW-45B76-20-00	15 3/8	22	4	X	RH	
	6AW-45B74-20-00	15 3/8	24	4	X	RH	F350A (until to 2015 MY) Need Spacer 6AW-45997-00-00
FL350A, FL300D	6AX-45B70-20-00	16 1/8	15	4	XL	LH	
	6AX-45B72-20-00	16 1/8	17	4	XL	LH	
	6AX-45B76-20-00	15 3/8	22	4	XL	LH	
6AX-45B74-20-00	15 3/8	24	4	XL	LH		

XTO PROPELLERS

Outboard Model	Part Number	Diameter	Pitch	Blade	Hub	Rotation	Remark
XF375/XF425	6GR-45970-10-00	17 1/8	15	3	Y	RH	
	6GR-45D70-10-00	16 7/8	16	3	Y	RH	
	6GR-45972-20-00	16 7/8	17	3	Y	RH	
	6GR-45938-20-00	16 5/8	18	3	Y	RH	
	6GR-45974-20-00	16 5/8	19	3	Y	RH	
	6GR-45936-20-00	16 3/8	20	3	Y	RH	
	6GR-45976-20-00	16 3/8	21	3	Y	RH	
	6GR-45934-20-00	16 1/8	22	3	Y	RH	
	6GR-45978-20-00	16 1/8	23	3	Y	RH	
	6GR-45932-20-00	16	24	3	Y	RH	
	6GR-45930-10-00	16	25	3	Y	RH	
	6GR-45D72-10-00	16	26	3	Y	RH	
	6GR-45D74-20-00	16	27	3	Y	RH	
	XF375/XF425	6GS-45970-10-00	17 1/8	15	3	YL	LH
6GS-45D70-10-00		16 7/8	16	3	YL	LH	
6GS-45972-20-00		16 7/8	17	3	YL	LH	
6GS-45938-10-00		16 5/8	18	3	YL	LH	
6GS-45974-20-00		16 5/8	19	3	YL	LH	
6GS-45936-20-00		16 3/8	20	3	YL	LH	
6GS-45976-20-00		16 3/8	21	3	YL	LH	
6GS-45934-20-00		16 1/8	22	3	YL	LH	
6GS-45978-20-00		16 1/8	23	3	YL	LH	
6GS-45932-10-00		16	24	3	YL	LH	
6GS-45930-10-00		16	25	3	YL	LH	
6GS-45D72-10-00		16	26	3	YL	LH	
6GS-45D74-20-00		16	27	3	YL	LH	

XTO EC PROPELLERS

Outboard Model	Part Number	Diameter	Pitch	Blade	Hub	Rotation	Remark
XF375/XF425	6?B-45970-00-00	1* 1/8	1+	3	Y	RH	
	6KN-45976-00-00	1))/8	&\$	3	Y	RH	
	6KN-45978-00-00	16 ' /8	&%	3	Y	RH	
	6KN-45972-00-00	16 %/8	&(3	Y	RH	
	6KN-45974-00-00	16 %/8	&)	3	Y	RH	
	6KP-45970-00-00	1* 1/8	%+	3	YL	LH	
	6KP-45976-00-00	1))/8	&\$	3	YL	LH	
	6KP-45978-00-00	16 ' /8	&%	3	YL	LH	
	6KP-45972-00-00	16 %/8	&(3	YL	LH	
	6KP-45974-00-00	16 %/8	&)	3	YL	LH	

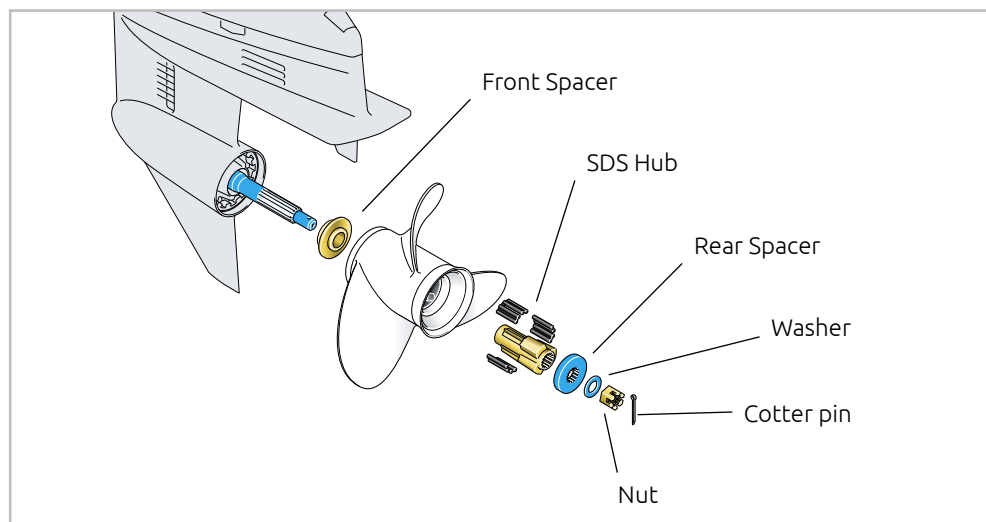
Others



PROP WRENCH

Specially made to fit the prop nut on a Yamaha V4 (2 strokes) or V6 (2-4 strokes) outboard, it also has a helpful 9/16" square opening on the reverse side, designed for opening garboard drain plugs.

MAR-PRPWR-NC-H1



Propellers

PROPELLER SPARE PARTS

Type	Outboard Model	Propeller Mark	Front Spacer	Rear Spacer	Washer	Nut	Cotter pin
Regular Model	F2.5A/F.25B	BS	6EE-G5987-00-00	N/A (Not Required)	90201-08M54-00	6EEG5-61600-00	91409-25030-00
	F4B/F5A/F6C	BA	6G1-45987-02-00		90201-10M01-00	90171-10M01-00	91490-30020-00
	F8C/F8F	N					
	F9.9J	N	6E7-45987-01-00	689-45997-00-00	92990-14200-00	90171-14013-00	91490-30022-00
	F15C/F20B	J	6L2-45987-01-00	66T-45997-00-00	90389-22M01-00	90171-16011-00	91490-30025-00
	F25D/F20G/F25G	F	663-45987-02-00	67F-45997-00-00	90389-25M00-00		
	F30B/F40F	G	63P-45987-00-00	688-45997-01-00	92990-18200-00	90171-18M04-00	91490-40030-00
	F50H/F60F	G					
	F70A	K					
	F80B/F100D	K	69J-45987-00-00	6AW-45997-00-00	90201-19M01-00	90171-18M04-00	91490-40030-00
	F80LB/F80XB/F100LB/F100XB	K					
	F(L)115A/F(L)115B/F130A	K, KL	63P-45987-00-00	688-45997-01-00	92990-18200-00	90171-18M04-00	91490-40030-00
	F(L)150A/F(L)150D	M, ML					
	F175A/F(L)175C/F(L)200F	M/T, ML/TL	69J-45987-00-00	6AW-45997-00-00	90201-19M01-00	90171-18M04-00	91490-40030-00
	F(L)225F/F(L)250D/F(L)300B (4,2L V6)	T, TL					
F(L)350A (V8)	X, XL	6AW-45987-00-00	6AW-45997-00-00	90201-19M01-00	90171-18M04-00	91490-40030-00	
XF375N XTO, XF425N XTO	Y	6GR-45987-00-00	6GR-45997-00-00				
Dual Thrust Model	FT8D/FT8G	R	6G8-45987-02-00	6G8-45997-00-00	90201-10M02-00	90171-10M07-00	91490-30025-00
	FT9.9L	R	663-45987-02-00	68U-45997-00-00	92990-16200-00	90171-16011-00	
	FT25F	G	688-45987-01-00	67F-45997-00-00	90389-25M00-00		
	FT50J, FT60G	K					



E-DRIVE PROPELLER

E-Drive Model	Part Number	Diameter	Pitch	Blade	Hub	Rotation	Remark
M12 / M18 / M20 / MX18 / MS20	MKY-00137-81-21	---	---	plastic	---	RH	
M26	MKY-00137-81-70	---	---	plastic	---	RH	
M32	MKY-00137-81-31	---	---	plastic	---	RH	



SDS SPACERS

Required for installing an SDS propeller on engines with non-SDS propellers installed - or when the engine in the crate is equipped with a non-SDS spacer.

Part Number	Description	QTY
6AW-45997-10-00	For Saltwater XL/XL4 (SDS GEN 1)	1
6AW-45997-00-00	For Saltwater XL/XL4 (SDS GEN 2 and non-SDS)	1
6CE-45997-00-00	For F150D/F175A/ F225F/F250D/F300B V6 4.2L, F200F/G SDS GEN 1 SPACER	1
688-45997-01-00	For F150D/F175A/F200F-G/F225F/F250D/F300B V6 4.2L, (SDS GEN 2 SPACER and NON-SDS)	1
688-45997-00-00	For XTO (425/375)	1

SDS HUBS

If the damper hub eventually wears on a SDS prop, a replacement hub is available to restore its original shift-dampening efficiency and performance.

Part Number	Description	QTY
6AW-45C80-00-00	For F350A V8 SDS propeller (Gen1 from --2014)	1
6AW-45C81-10-00	For F350A V8 SDS propeller (Gen2 from 2015 --)	1
6CE-45C81-00-00	For F150D/F175A/F225F/F250D/F300B V6 4.2L, F200F/G, SDS propeller	1
6EK-45C82-09-00	For TALON aluminium and Stainless Steel propeller	1
6GR-45C81-10-00	For XTO (375/425)	1



YAMAHA

250
V6
L2L

CAPELLI

Essential information

Yamaha is a name synonymous with performance, quality and reliability - and behind it is a reputation earned from years of creating efficient and prepared Authorised Yamaha Dealers with technical expertise.

This section of the Guide only contains the last years models information, but you can find more in other resources that we want to highlight for you.

YSP (Service Portal)

YSP is our Service Portal where you can find information and manuals from all Yamaha models. More important:

- TSI (Technical Service Information)
- Service Manuals in different languages
- YMAN (Data from diagnosis engine)



YDIS (Diagnostic Tool)

Only exclusive Authorised Yamaha Dealers have access to Yamaha's Diagnostic System (YDIS), allowing for an accurate and comprehensive assessment and diagnosis of the engine. It is the main tool before to proceed with any repair or maintenance!



SST Recommended Manual

This manual contains the recommended Special Tools & Equipment that are needed to work efficiently in Yamaha products.



Warranty

Yamaha Marine Warranty Policy and Operation Manuals, where you can find all the essential information how to treat Marine products in case of a repair, how to submit a warranty claim, Yamaha philosophy, how long is the warranty period, and much more useful information to consider in your daily job.




Yamaha Factory Warranty Conditions are available in Yamaha website:

www.yamaha-motor.eu/gb/en/service-maintenance/yamaha-factory-warranty-marine/#/



PDI (Pre-Delivery Inspection)

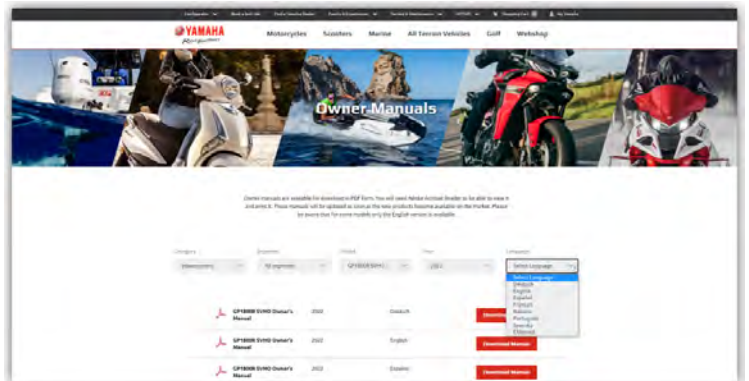
PDI documents are prepared per Hp range indicating important points to verify before delivering the product to the end consumer. It is one of the most important tasks to perform to ensure customer safety and high satisfaction.



Owner's Manuals

Indicate to customers where to find this essential information to understand better the usage of the product in safety manner and maintain it properly as factory shows.

www.yamaha-motor.eu/gb/en/services/owner-manual/#/



YPEC (Parts Catalogue)

Yamaha Parts Catalogue is the essential tool to find the correct part number before to order it and avoid errors. We always recommend to use Hull or Engine Number.

Maintenance

Relevant for ALL is to keep track of the proper maintenance and use genuine parts and fluids. To facilitate this task we have in our system different tools.

- DSR (Digital Service Records), easy tool to register the maintenance
- Maintenance Calculator, quotation tool to inform customers
- Maintenance Checksheets, contains:
 - 1-2 sheets, depending model and hours, for technician with torque values, liters and part numbers
 - 1 visual sheet, to provide to customer with the invoice, it's a quick overview of the job done.
- Unit History Detail, anytime customer can request an overview of all maintenance records.

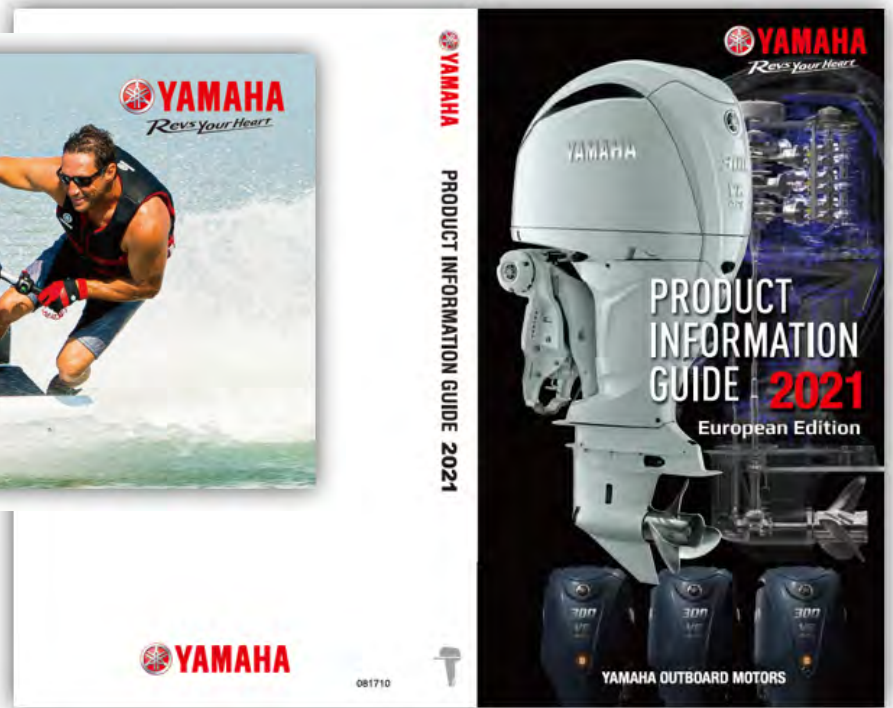


Marine Technical Guide

This Guide explains the inspection points in an easy-to-understand manner, focusing on 4-stroke outboard motors, in order to re-emphasize the importance of inspection/ servicing, and allow customers to use their outboard motors for a long time. It also explains inspection and diagnostic points, including physical phenomena. It examines what problems will occur if these inspections are neglected, and has been created in order to provide a deeper understanding of why inspections are necessary. Personnel at dealerships should read this manual carefully for knowledge on maintenance methods for use with 4-stroke outboard motors, and use it as basic knowledge in order to inform customers of the need for periodic inspections, instruction in carrying out these inspections, and for providing advice on the state and maintenance of these engines based on the results of these inspections.


PIG (Product Information Guide)

PIG's are yearly publications guides which contain the models features, benefits and comparisons with competitors. Easy to read in digital version.



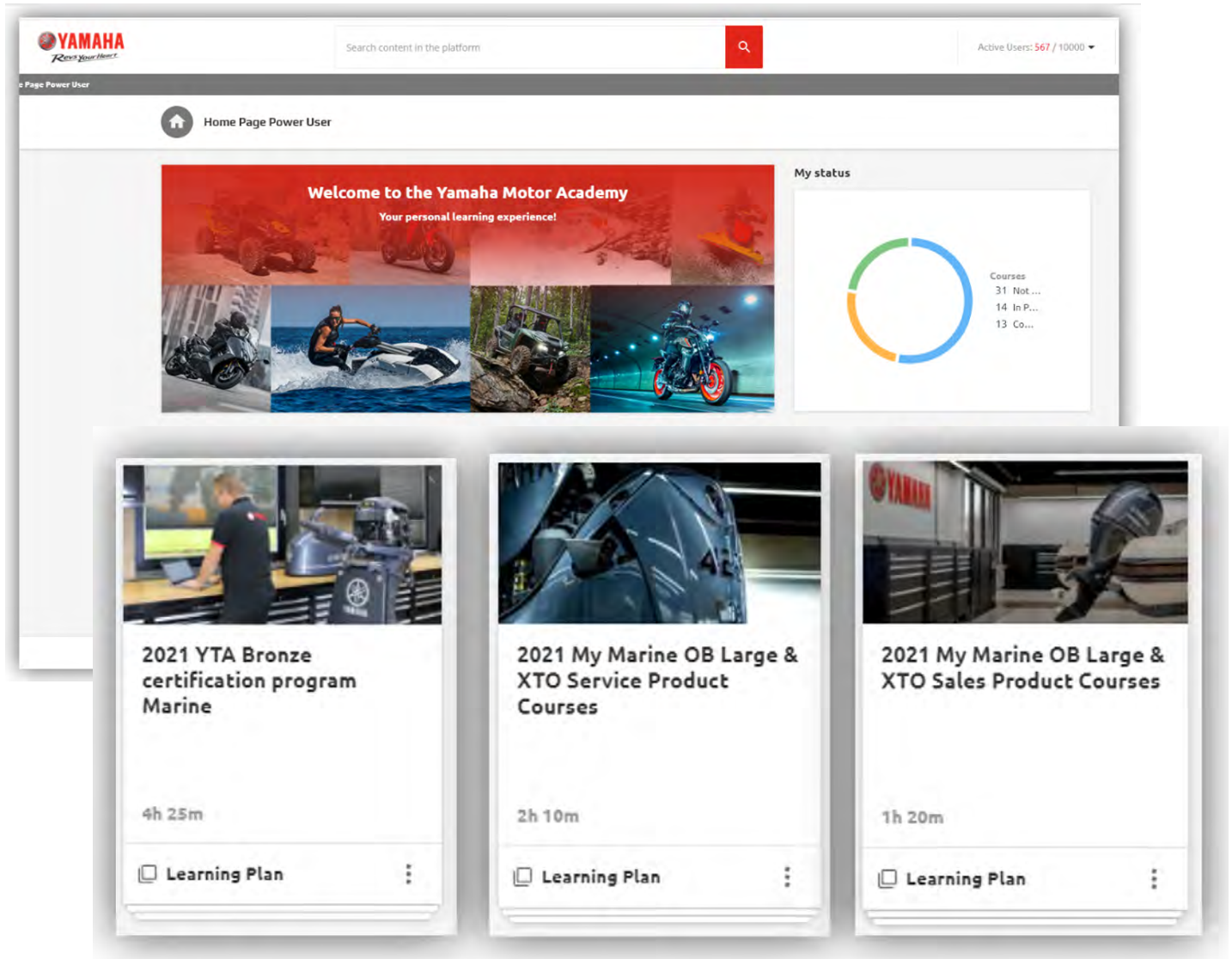
Service Data Handbook

This handy pocket-size guide, contains the tune-up and basic troubleshooting specifications for all models and years of Outboard Motors and WaveRunners.



Yamaha Motor Academy

YME officially launch the Yamaha Motor Academy with a new Learning Experience Platform and extra possibilities for more engagement, better reporting, gamification and an overall improved look and feel.



Service Advisor (2023)



Service Technician (2021) Expert Technician (2022)



ANODES

The materials and build quality of a Yamaha engine means it's already highly resistant to corrosion. The addition of a self-sacrificing anode will improve this even further. As a first line of defence, an anode is meant to corrode instead of your engine. It can easily be replaced by another, thereby protecting the engine. However, high-quality Yamaha anodes are more durable than most of their competitors and will need to be changed less often, thereby maximising the protection of your engine.




CYLINDER ANODES

Outboard Models ('15-'21)	Part Number
F20D ('15-'17) /F25D /F30B /F40F /F40G /F40H /F50H /F60F /F70A /FT25F /FT50J /FT60G	62Y-11325-00-00
F80D ('17-'21) /VF90 /VF115 /F100F ('17-'21) /F115B /F130A /F150 /F225 /F250 /F300 /F350A ('19)	63P-11325-01-00
F150 /F225 /F250 /F300 /F350A ('19)	63P-11325-11-00
F80D ('17-'21) /VF90 /F100F ('17-'21) /F150	63P-11325-21-00
F150 (Cover assembly)	63P-1240H-01-9S
40X ('21) /E40X	676-11325-00-00
VF150 /VF175 /F150 /F175 /F200 /F225 /F250 /F300 /F350A ('19) (Cover Assy)	67F-11301-01-00
F80B ('15-'18) /F100D ('15-'19) /VF115 /VF150 /VF175 /F115 /F130 /F150 /F175 /F200 /F225 /F250 /F300 /F350A ('15-'19)	67F-11325-01-00
9,9F /15F	682-11325-00-00
40V /50H /75C ('16) /90A ('18)	688-11325-00-00
VF150 /VF175 /F150 /F175 /F200 /F225 /F250 /F300	68T-11325-00-00
VF115 /VF150 /VF175 /F80B ('15-'18) /F100D ('15-'19) /F115 /F130 /F150 /F175 /F200 /F225 /F250 (Cover Assy)	69J-11301-01-00
F20D ('15-'17) /F25D /FT25F	6BL-11325-00-00
F9.9H /F15C /F20B ('20-'21) /F20C ('16) /F80B ('15-'18) /F100D ('15-'19) /F115A ('15-'17) /VF150 /VF175 /F150 /F175 /F200 /F225 /F250 /F350A ('15-'19)	6E5-11325-00-00
F115 /F130 /VF115	6EK-11325-00-00
F2.5B /F4B /F5A /F6C /F8F /FT8G /F9.9H /F9.9J /FT9.9L /F15C /F20 /F25D ('15-'20) /F25G ('17-'21) /FT25F /F30B /F40 /F50H /FT50J /F60F ('18-'21) /FT60G ('20-'21) /F70A /F80D ('17-'21) /VF90 /VF115 /F100F ('17-'21) /F115 /F130 /XF375 /XF425	6G8-11325-00-00
60F /70B ('15-'17) /E60H	6H3-11325-01-00
25N ('15-'16)	6J8-11325-00-00
F200C /F225 /F250	6P2-11325-00-00
F200C /F225 /F250 (Anode Assy)	6P2-1240H-00-9S
F200C /F225 /F250	6P3-11325-00-00
F200C /F225 /F250 (Anode Assy)	6P3-1240H-00-9S

LOWER UNIT ANODES

Outboard Models ('15-'21)	Part Number
9.9F /15F /FT8G /FT9.9L /F20D ('15-'17) /F25D	61N-45251-01-00
40V /50H /E40X /F30B /F40F /F40H /F50H /F60F ('18-'21)	67C-45251-00-00
F8F /F9.9J	68T-45251-00-00
F9.9H /F15C /F20B ('20-'21) /F20C ('16)	6AH-45251-00-00
F350A ('15-'19)	6AW-45373-00-00
F200C ('19-'21) /F225 ('19-'21) /F250 ('19-'21) /F300 ('19-'21)	6CE-45373-00-00
4C ('16-'21) /5C ('15) /F2.5B /F4B /F5A /F6C)	6L5-45251-03-00



TAB TRIM ANODES

Outboard Models ('15-'21)	Part Number
F20D ('15-'17) /F25D	61N-45371-00-00
25N ('15-'16) /40V /50H /E40X /F20F ('17-'18) /F20G ('19) /F25G ('17-'21)	664-45371-01-00
FT25F /F30B /F40F /F40H /F50H /F60F ('18-'21)	67C-45371-00-00
60F /70B ('15-'17) /75C ('15-'16) /90A ('15-'18) /E60H /F40G /FT50J /FT60G ('20-'21) /F70A /F80B ('15-'18) /F100D ('15-'19)	67F-45371-00-00
F225C (2015)	69L-45371-00-00
F9.9H /F15C /F20B ('20-'21) /F20C ('16)	6AH-45371-A0-8D
F80D ('17-'21) /VF90 /VF115 /F100F ('17-'21) /F115 /F130	6E5-45371-01-00
60F /70B ('15-'17) /75C ('15-'16) /90A ('15-'18)	6E5-45371-10-00
VF150 /VF175 /F150 /F175 /F200	6J9-45371-01-00
F150 /F175C ('17-'19) /F200	6K1-45371-02-00
F115	6L6-45371-00-00

BRACKET ANODES

Outboard Models ('15-'21)	Part Number
40V /50H /E60H	63D-45251-01-00
40V /E40X /50H /FT8G /FT9.9L /F15C /F20B ('20-'21) /F20D ('15-'17) /F20F ('17-'18) /F20G ('19) /F25D ('15-'16) /F25G ('17-'21) /FT25F /F30B /F40F /F40G /F40H /F50H /FT50J /F60F ('18-'21) /FT60G ('20-'21) /F70A /VF150 /VF175	65W-45251-00-00
40V ('15-'18) /50H ('15-'18) /E60H /F30B /F40F /F40H /F50H /F60F ('18-'20)	663-45251-00-00
F150G ('17-'21) /VF150 /VF175 /F175 /F200 /F350A ('15-'19) /XF375 ('18-'21) /XF425 ('18-'21)	6AW-45251-00-00
F115 /F200 /F225 /F250 /F300	6G5-45251-02-00
60F /E60H ('16) /70B ('15-'17) /75C ('15-'16) /90A ('15-'18) /VF90 /VF115 /F80 /F100 /F115 /F130	6H1-45251-03-00

IMPELLERS

This vital component of the water pump ensures a continuous supply of the correct amount of coolant to the engine. Like all our parts, a Yamaha Impeller is intended for use with a Yamaha engine, so it's advisable to specify one every time it needs replacing.

Outboard Models ('15-'21)	Part Number
15F /9.9F /FT8G /F9.9H /FT9.9L /F15C /F20B ('20-'21) /F20C ('16)	63V-44352-01-00
F80B ('15-'18) /F100D ('15-'19)	67F-44352-00-00
60F /70B ('15-'17) /75C ('15-'16) /90A ('15-'18) /E60H	688-44352-03-00
F8F /F9.9J	68T-44352-00-00
F350A ('15-'19)	6AW-44352-00-00
F225 /F250 /F300	6CE-44352-00-00
4C ('16-'21) /5C ('15) /F4B /F5A /F6C-'21)	6E0-44352-00-00
F80D /VF90 /VF115 /VF150 /VF175 /F100F /F115 /F130A /F150 /F175 /F200 /F225 /F250	6E5-44352-01-00
XF375 ('18-'21) /XF425 ('18-'21)	6GR-44352-00-00
40V /50H /F40G /F40H /F50H /FT50J /F60F ('18-'21) /FT60G ('20-'21) /F70A	6H3-44352-00-00
40X ('21) /E40X /F20D ('15-'17) /F25D ('15-'20) /FT25F /F30B /F40F	6H4-44352-02-00
25N ('15-'16) /F20F ('17-'18) /F20G ('19) /F25G ('17-'21)	6L2-44352-00-00
F2.5B ('15-'21)	6L5-44352-00-00

Maintenance

GASKET WATER PUMP

Outboard Models ('15-'21)	Part Number
F225C ('15) /F250A ('19)	60X-44315-A0-00
60F ('15-'21) /70B ('15-'17) /75C ('15-'16) /90A ('15-'18) /E60H /F100D /F80B ('15-'18)	688-44315-A0-00
F350A ('15-'19)	6AW-44315-00-00
F225 /F250 /F300	6CE-44315-00-00
F40G /F70A	6CJ-44315-00-00
4C ('16-'21) /5C ('15)	6E0-44315-A0-00
F80D ('17-'21) /F100F ('17-'21) /F115 /F130 /F150 /F175 /F200 /F225B ('19-'21) /F250 /VF90 /VF115 /VF150 /VF175	6E5-44315-A0-00
F4B /F5A /F6C	6EE-G4315-00-00
F2.5B	6EG-G4315-00-00
XF375 ('18-'21) /XF425 ('18-'21)	6GR-44315-00-00
FT50J /FT60G ('20-'21)	6H3-44315-A0-00
F300D ('19-'21)	6JD-44315-00-00

THERMOSTATS

A thermostat regulates the perfect engine operating temperature. A correctly performing thermostat prevents engine over-cooling which can cause dilution of the oil and reduction of filtration, resulting in greater engine wear.

Outboard Models ('15-'21)	Part Number
F115A ('15-'17)	60V-12411-00-00
F4B /F5A /F6C /F8F /FT8G /F9.9J /FT9.9L /F20D ('15-'17) /F25D ('15-'20) /FT25F /F30B /F40F /F40G /F40H /F50H /FT50J /F60F ('18-'21) /FT60G ('20-'21) /F70A /XF375 ('18-'21) /XF425 ('18-'21)	66M-12411-01-00
F80B ('15-'18) /F100D ('15-'18) /F150F /F200C /F225B ('19-'21) /F225C ('15) /F250A ('19) /F250G ('15-'16) /F250H ('17-'21)	67F-12411-01-00
F2.5B	69M-12411-01-00
F9.9H /F15C /F20B ('20-'21) /F20C ('16)	6AH-12411-00-00
F350A ('15-'19)	6AW-12411-00-00
F225F ('15-'18) /F225H ('18-'20) /F225J ('21) /F250D ('15-'18) /F250L ('18-'21) /F250P ('21) /F300	6CE-12411-00-00
F80B ('15-'18) /F100D ('15-'19)	6D9-12411-00-00
VF150 /VF175 /F150G ('17-'19) /F150L ('20-'21) /F175A ('15-'19) /F175C ('17-'19) /F175L ('20-'21) /F200F ('15-'19) /F200G	6DA-12411-01-00
40X ('21) /4C /5C ('15) /E40X	6E5-12411-02-00
9.9F /15F /25N ('15-'16) /40V /50H /75C ('15-'16) /90A ('15-'18)	6E5-12411-30-00
F20F ('17-'18) /F20G ('19) /F25G ('17-'21)	6EK-12411-00-00
VF115 /F115 /F130	6FM-12411-00-00
F80D ('17-'21) /F100F ('17-'21) /VF90	6FP-12411-00-00
XF375 ('18-'21) /XF425 ('18-'21)	6GR-12411-00-00
60F /70B ('15-'17) /E60H	6H3-12411-11-00
XF375 ('18-'21) /XF425 ('18-'21)	6H3-12411-20-00



GASKET THERMOSTAT

Outboard Models ('15-'21)	Part Number
60F /70B ('15-'17) /E60H /F20D ('15-'17) /F25D ('15-'20) /FT25F /F30B /F40F /F40G /F40H /F50H /FT50J /F60F ('18-'21) /FT60G ('20-'21) /F70A	62Y-12414-00-00
F150	63P-12414-00-00
40X ('21) /E40X	676-12414-A1-00
F2.5B /F4B /F5A /F6C	67D-12414-A0-00
9.9F /15F	682-12414-A1-00
75C ('15-'16) /90A ('15-'18)	688-12414-A1-00
F9.9H /F15C /F20B ('20-'21) /F20C ('16)	6AH-12414-00-00
F350A	6AW-12427-00-00
F225 /F250 /F300	6CB-12427-11-00
F20F ('17-'19) /F25G ('17-'21)	6FM-12414-00-00
F8F /FT8G /F9.9J /FT9.9L	6G8-12414-A0-00
75C ('15-'16) /90A ('15-'18)	6H1-12414-50-00



PRIMARY FUEL FILTERS

Fuel filters and replacement cartridges with high power filtering to block any small particles in the fuel. Remember to change this filter regularly using genuine Yamaha parts.

Outboard Models ('15-'21)	Part Number
9.9F /15F /25N ('15-'16) /40V /50H /60F /70B ('15-'17) /75C ('15-'16) /90A ('15-'18) /E40X /F9.9H /F15C /F20B ('20-'21) /F20C ('16) /F20D ('15-'17) /F25D ('15-'20) /FT25F	61N-24563-10-00
F115 /F130 /F150 /F175 /F200 /F225 /F250 /F300 /F350 /VF115 /VF150 /VF175	63P-13915-00-00
F30B /F40F	6BG-13915-01-00
F40G /F40H /F50H /FT50J /F60F ('18-'21) /FT60G ('20-'21) /F70A /F80B ('15-'18) /F100D ('15-'19)	6C5-13915-00-00
F20G ('19) /F25G ('21) /F30B /F40F /F40G /F40H /F50H /FT50J /F60F ('18-'21) /FT60G ('20-'21) /F70A /F80B /VF90 /VF115 /F100D ('15-'19) /F100F ('17-'21) /F115B /F130A	6C5-24251-01-00
4C ('16-'21) /5C ('15) /F4B /F5A /F6C /F8F /F9.9J /FT8G /FT9.9L	6EE-F4251-00-00
F20F ('17-'18) /F20G ('19) /F25G ('17-'21)	6FM-13915-00-00
F20F ('17-'18) /F20G ('19) /F25G ('17-'20)	6FM-24251-00-00
F80D ('17-'21) /F100F ('17-'21) /VF90	6FP-13915-00-00
XF375 ('18-'21) /XF425 ('18-'21)	6GR-24251-00-00
4C ('16-'21) /5C ('15) /F2.5B	6L5-24251-00-00


NGK SPARK PLUGS

These provide the ultimate performance for your engine. They're high-quality, reliable and their advanced materials and design provide superior anti-fouling characteristics, which reduce carbon build-up over a wide heat range. "V Type" plugs include a thin centre electrode tip, which is made of precious metal for added corrosion and oxidation resistance. The result: fast, sure starts and less misfiring, even in the coldest weather.

- Ribbed to eliminate flash-over and improve performance
- Highest quality ceramic insulators improve heat dissipation and electrical insulation to provide long term durability
- More Gaskets for peak performance
- Deep-seated copper core provides maximum engine efficiency at high and low speeds
- Projected insulator precision-engineered to prevent fouling and misfiring
- Nickel alloy tip prevents fouling, maximises performance and extends plug life



Outboard Models ('15-'21)	Part Number	NGK Ref.
40V /50H /60F /70B ('15-'17) /75C ('15-'16) /90A ('15-'18) /E60H	94702-00247-00	BR8HS-10
9.9F /15F /25N ('15-'16) /40V /50H	94702-00271-00	BR7HS-10
F8F /FT8G /F9.9J /FT9.9L	94702-00274-00	BR6HS-10
F2.5B /F4B /F5A /F6C	94702-00372-00	CR6HSB
F80B ('15-'18) /F100D ('15-'19) /F150F	94702-00391-00	LFR5A-11
VF150 /VF175 /F115A ('15-'17) /F150G ('17-'21) /F175 /F200 /F225 /F250 /F300 /F350A	94702-00400-00	LFR6A-11
F9.9H /F15C /F20B ('20-'21) /F20C ('16) /F20D ('15-'17) /F20F ('17-'18) /F20G ('19) /F25D ('15-'20) /F25G ('17-'21) /FT25F /F30B /F40F /F40H /F50H /FT50J /F60F ('18-'21) /FT60G ('20-'21)	94702-00418-00	DPR6EB-9
F40G /F70A	94702-00429-00	LKR7E
VF115 /F115B /F130A	94702-00437-00	LKR6E
VF90 /F80D ('17-'21) /F100F ('17-'21)	94702-00440-00	LKR6E 9N
XF375 ('18-'21) /XF425 ('18-'21)	94702-00442-00	ILMAR7E9



OIL FILTERS

The oil filter is an essential component that contributes to the lifetime of the engine. Compromising on the quality or replacement timing of this part may result in serious technical issues and we always recommend the use of a genuine YAMAHA oil filter. Build quality and high filtering power ensure your engine receives the very highest levels of safety.

Outboard Models ('15-'21)	Part Number
F9.9H /F15C /F20B ('20-'21) /F20C ('16) /F20D ('15-'17) /F20F ('17-'18) /F20G ('19) /F25D ('15-'20) /F25G ('17-'21) /FT25F /F30B /F40F /F40G /F40H /F50H /FT50J /F60F ('18-'21) /FT60G ('20-'21) /F70A	5GH-13440-61-00
F80B ('15-'18) /F80D ('17-'21) /F100D ('15-'19) /F100F ('17-'21) /F115 /F130A /VF90 /VF115	5GH-13440-71-00
F150 /F175 /F200 /F225 /F250 /VF150 /VF175	69J-13440-04-00
F225F /F225H /F225J /F250D /F250L /F250P /F300 /F350A /XF375 (2018 - 2021) /XF425 (2018 - 2021)	N26-13440-03-00

Maintenance

ENGINE TIMING BELTS

The timing belt is a vital element of your 4-stroke engine, used to synchronize the movement of valves with the pistons. For 2-stroke HPDI with the pistons. For 2-stroke engines the timing belt is used to drive the high pressure fuel pump. The timing belt should be replaced every five years or every 1000 hours of operation (1st maturity reached).

Outboard Models ('15-'21)	Part Number
F150	63P-46241-00-00
F80B ('15-'18) /F100D ('15-'19) /F115A ('15-'17)	67F-46241-00-00
F8F /FT8G /F9.9J /FT9.9L	68T-46241-00-00
F9.9H /F15C /F20B ('20-'21) /F20C ('16)	6AH-46241-00-00
F350A ('15-'19)	6AW-W4624-00-00
F20D ('15-'17) /F25D ('15-'20) /FT25F /F30B /F40F /F40G /F40H / FT50J /F50H /F60F ('18-'21) /FT60G ('20-'21) /F70A	6C5-46241-00-00
F225 /F250 /F300	6CB-W4624-00-00
F150 /F175 /F200 /VF150 /VF175	6DA-W4624-00-00
F115 /F130 /VF115	6EK-W4624-00-00
F20F ('17-'18) /F20G ('19) /F25G ('17-'21)	6FM-46241-00-00
F80D ('17-'21) /F100F ('17-'21) /VF90	6FP-W4624-00-00
XF375 ('18-'21) /XF425 ('18-'21)	6GR-W4624-00-00
F200C /F225B ('20-'21) /F225C ('15) /F250A ('19) /F250G ('15-'16) / F250H ('17-'21)	6P2-46241-02-00



CARBURETOR REPAIR KIT

Outboard Models ('15-'21)	Part Number
9.9F /15F	63V-W0093-01-00
E40X ('15-'20)	66T-W0093-10-00
40X ('21) /E40X (21)	66T-W0093-11-00
F2.5B	69M-W0093-00-00
F9.9H /F15C /F20B ('20-'21) /F20C ('16)	6AH-W0093-02-00
F20D ('15-'17) /F25D ('15-'20) /FT25F	6BL-W0093-00-00
F4B /F5A /F6C	6BX-W0093-00-00
F8F /FT8G /F9.9J /FT9.9L	6DR-W0093-00-00
4C ('16-'21) /5C ('15)	6E0-W0093-04-00
75C ('15-'16) /90A ('15-'18)	6H1-W0093-10-00
60F /70B ('15-'17)	6H2-W0093-10-00
E60H	6H3-W0093-02-00
40V /50H	6H4-W0093-03-00
25N ('15-'16)	6L2-W0093-00-00



Marine Service Kits

Introducing marine service kits! These new kits are tailored for easy servicing of your out board Engine. Below the kits are shown per engine family, and separately the content of each kits.

BASIC SERVICE KIT

Part Number	Description
KIT60000BAS0	SERV KIT F30B-F40F
KIT60100BAS0	SERV KIT F40H-F50H-F60F
KIT60200BAS0	SERV KIT F40G-F70A
KIT60300BAS0	SERV KIT F80D-F100F
KIT60400BAS0	SERV KIT F115B-F130A
KIT60500BAS0	SERV KIT F150D-F150F
KIT60600BAS0	SERV KIT F150G-F175A&C-F200F&G
KIT60700BAS0	SERV KIT F200C-F225B
KIT60800BAS0	SERV KIT F225F-F250D-F300B
KIT60900BAS0	SERV KIT F425A-XF425N

KIT60000BAS0


Part Number	Description	Qty
5GH134406100	ELEMENT ASSY, OIL CLEANER	1
62Y-12414-00	Thermostat gasket	1
66M124110100	THERMOSTAT	1
94702-00418	PLUG, SPARK (NGK DPR6EB-9)	3
90430-14M09	engine oil gasket	1
90430-08003	Drain / fill gas et gearbox oil	2
6D8WS24A0000	Fuel filter	1
6D8-24564-00	O-ring fuel filter	1
6C5-24251-00	STRAINER 1	1
6BG-13915-01	FILTER	1
6BG-14984-00	GASKET, FLOAT CHAMBER	1

KIT60100BAS0

Part Number	Description	Qty
5GH134406100	ELEMENT ASSY, OIL CLEANER	1
62Y-12414-00	Thermostat gasket	1
66M-12411-01	thermostat	1
94702-00418	SPARK PLUG DPR6EB-9	4
90430-14M09	engine oil gasket	1
90430-08003	Drain / fill gas et gearbox oil	2
6D8WS24A0000	Fuel filter	1
6D8-24564-00	O-ring fuel filter	1
6C5-24251-00	Strainer 1	1
6C5-13915-00	filter fue	1
6C5-14984-10	GASKET, FLOAT CHAMBER	1

KIT60200BAS0

Part Number	Description	Qty
5GH134406100	ELEMENT ASSY, OIL CLEANER	1
62Y-12414-00	Thermostat gasket	1
66M124110100	THERMOSTAT	1
94702-00429	PLUG, SPARK (NGK LKR7E)	4
90430-14M09	engine oil gasket	1
90430-08003	Drain / fill gas et gearbox oil	2
6D8WS24A0000	Fuel filter	1
6D8-24564-00	O-ring fuel filter	1
6C5-24251-00	STRAINER 1	1
6C5-13915-00	filter fue	1
6C5-14984-10	GASKET, FLOAT CHAMBER	1



KIT60300BAS0

Part Number	Description	Qty
5GH134407100	ELEMENT ASSY, OIL CLEANER	1
6FP-12411-00	THERMOSTAT	1
94702-00440	PLUG, SPARK (NGK LKR6E 9N)	4
90430-14M09	GASKET	1
90430-08003	Drain / fill gas et gearbox oil	2
6D8WS24A0000	ELEMENT, FILTER	1
6D8-24564-00	GASKET	1
6FP-13915-00	FILTER	1
6FP-14984-00	GASKET, FLOAT CHAMBER	1
6C5-24251-00	STRAINER 1	1

KIT60400BAS0

Part Number	Description	Qty
5GH134407100	ELEMENT ASSY, OIL CLEANER	1
6EK-12411-00	THERMOSTAT	1
94702-00437	PLUG, SPARK (NGK LKR6E)	4
90430-14M09	GASKET	1
90430-08003	Drain / fill gas et gearbox oil	2
6D8WS24A0000	ELEMENT, FILTER	1
6D8-24564-00	GASKET	1
63P-13915-00	FILTER	1
6CB-14984-00	GASKET, FLOAT CHAMBER	1
6CB-13016-00	O-RING	1

KIT60500BAS0

Part Number	Description	Qty
69J134400400	ELEMENT ASSY, OIL CLEANER	1
63P-12414-00	GASKET, COVER	1
67F-12411-01	THERMOSTAT	1
94702-00391	PLUG, SPARK (NGK LFR5A-11)	4
90430-14M09	GASKET	1
90430-08003	Drain / fill gas et gearbox oil	2
6P3WS24A0100	ELEMENT, FILTER	1
6P3-24564-00	GASKET	1
69J-24501-10	FILTER, FUEL	1
63P-13915-00	FILTER	1
63P-14984-00	GASKET, FLOAT CHAMBER	1

Maintenance

KIT60600BAS0

Part Number	Description	Qty
69J134400400	ELEMENT ASSY, OIL CLEANER	1
6DA-12411-01	THERMOSTAT	1
94702-00400	PLUG, SPARK (NGK LFR6A-11)	4
90430-14M09	GASKET	1
90430-08003	Drain / fill gas et gearbox oil	2
6P3WS24A0100	ELEMENT, FILTER	1
6P3-24564-00	GASKET	1
6CB-24501-01	FILTER, FUEL	1
63P-13915-00	FILTER	1
6CB-14984-00	GASKET, FLOAT CHAMBER	1
6CB-13016-00	O-RING	1

KIT60700BAS0

Part Number	Description	Qty
69J134400400	ELEMENT ASSY, OIL CLEANER	1
67F-12411-01	THERMOSTAT	2
94702-00400	PLUG, SPARK (NGK LFR6A-11)	6
90430-14M09	GASKET	1
90430-08003	Drain / fill gas et gearbox oil	2
6P3WS24A0100	ELEMENT, FILTER	1
6P3-24564-00	GASKET	1
6CB-24501-01	FILTER, FUEL	1
63P-13915-00	FILTER	1
6CB-14984-00	GASKET, FLOAT CHAMBER	1
6CB-13016-00	O-RING	1

KIT60800BAS0

Part Number	Description	Qty
N26134400300	ELEMENT ASSY, OIL CLEANER	1
6CE-12411-00	THERMOSTAT	2
94702-00400	PLUG, SPARK (NGK LFR6A-11)	6
90430-14M09	GASKET	1
90430-08003	Drain / fill gas et gearbox oil	2
6P3WS24A0100	ELEMENT, FILTER	1
6P3-24564-00	GASKET	1
6CB-24501-01	FILTER, FUEL	1
63P-13915-00	FILTER	1
6CB-14984-00	GASKET, FLOAT CHAMBER	1
6CB-13016-00	O-RING	1

KIT60900BAS0

Part Number	Description	Qty
N26134400300	ELEMENT ASSY, OIL CLEANER	1
6H3-12411-20	THERMOSTAT	1
66M-12411-01	THERMOSTAT	1
6GR-12411-00	THERMOSTAT	2
94702-00442	PLUG, SPARK (NGK ILMAR7E9)	8
93210-34633	O-RING	1
6GR-13411-00	STRAINER, OIL	1
932100981100	O-RING	2
6P3WS24A0100	ELEMENT, FILTER	1
6P3-24564-00	GASKET	1

ANODE KIT A

Part Number	Description
KIT60000ANA0	ANA KIT F30B-F40F-F40H-F50H-F60F
67F-45371-00	Tab Trim for F40G-F70A
KIT60300ANA0	ANA KIT F80D-F100F-F115B-F130A
KIT60500ANA0	ANA KIT F150D-F150F
KIT60600ANA0	ANA KIT F150G-F175A&C-F200F&G
KIT60700ANA0	ANA KIT F200C-F225B-F225F-F250D-F300B
KIT60900ANA0	ANA KIT F425A-XF425N

KIT60000ANA0

Part Number	Description	Qty
67C-45371-00	TAB-TRIM	1
67C-45251-00	ANODE	1

67F-45371-00

Part Number	Description	Qty
67F-45371-00	Tab Trim for F40G-F70A	1

KIT60300ANA0

Part Number	Description	Qty
6E5-45371-01	TAB-TRIM	1
6H1-45251-03	ANODE	1

KIT60500ANA0

Part Number	Description	Qty
6J9-45371-01	TAB-TRIM	1
6G5-45251-02	Anodes	1



KIT60600ANA0

Part Number	Description	Qty
6J9-45371-01	TAB-TRIM	1
6AW-45251-00	ANODE	1

KIT60700ANA0

Part Number	Description	Qty
6CE-45373-00	ANODE	1
6G5-45251-02	ANODE	1

KIT60900ANA0

Part Number	Description	Qty
6AW-45373-00	ANODE	1
6AW-45251-00	ANODE	1

ANODE KIT B

Part Number	Description
KIT60000ANB0	ANB KIT F30B-F40F
KIT60100ANB0	ANB KIT F40H-F50H-F60F
KIT60200ANB0	ANB KIT F40G-F70A
KIT60300ANB0	ANB KIT F80D-F100F
KIT60400ANB0	ANB KIT F115B-F130A
KIT60500ANB0	ANB KIT F150D-F150F
KIT60600ANB0	ANB KIT F150G-F175A&C-F200F&G
KIT60700ANB0	ANB KIT F200C-F225B
KIT60800ANB0	ANB KIT F225F-F250D-F300B
KIT60900ANB0	ANB KIT F425A-XF425N

KIT60000ANB0

Part Number	Description	Qty
65W-45251-00	Anode	1
6G8-11325-00	Anode	4
62Y-11325-00	Anode	1

KIT60100ANB0

Part Number	Description	Qty
65W-45251-00	Anode	2
663-45251-00	Anode	1
6G8-11325-00	Anode	4
62Y-11325-00	Anode	1

KIT60200ANB0

Part Number	Description	Qty
65W-45251-00	Anode	2
65W-45251-00	Anode	1
6G8-11325-00	Anode	3
62Y-11325-00	Anode	1

KIT60300ANB0

Part Number	Description	Qty
6G8-11325-00	ANODE	1
63P-11325-01	ANODE	1
6G8-11325-00	ANODE	2
63P-11325-21	ANODE	1
6G8-11325-00	ANODE	1

KIT60400ANB0

Part Number	Description	Qty
6G8-11325-00	Anode	1
63P-11325-01	Anode	1
6G8-11325-00	Anode	1
67F-11325-01	Anode	1
6EK-11325-00	Anode	1
6G8-11325-00	Anode	1

KIT60500ANB0

Part Number	Description	Qty
63P-11325-21	Anode	1
63P-11325-11	Anode	4
63P-11325-01	Anode	1
67F-11325-01	Anode	2
68T-11325-00	Anode	8
67F-11325-01	Anode	1

KIT60600ANB0

Part Number	Description	Qty
67F-11325-01	ANODE	2
6E5-11325-00	ANODE	1
68T-11325-00	ANODE	2
67F-11325-01	ANODE	1
6E5-11325-00	ANODE	1

KIT60700ANB0

Part Number	Description	Qty
6P3-11325-00	ANODE	2
6P2-11325-00	ANODE	2
6E5-11325-00	ANODE	2
67F-11325-01	ANODE	4
6E5-11325-00	ANODE	4
6E5-11325-00	ANODE	1

KIT60800ANB0

Part Number	Description	Qty
63P-11325-01	ANODE	4
6AW-1132P-00	ANODE 5	4
68T-11325-00	ANODE	2
6AW-1132N-01	ANODE 4	2
67F-11325-01	ANODE	8
63P-11325-11	ANODE	2

KIT60900ANB0

Part Number	Description	Qty
6AW-1132L-00	ANODE 2	6
6AW-1132P-00	ANODE 5	3
6G8-11325-00	ANODE	2
63P-11325-21	ANODE	1
6G8-11325-00	ANODE	2
6G8-11325-00	ANODE	4

Maintenance

IMPELLER REPAIR KIT

Part Number	Description
KIT60000XMP0	IMP SERV F30B-F40F
KIT60100XMP0	IMP SERV F40H-F50H-F60F
KIT60200XMP0	IMP SERV F40G-F70A
KIT60300XMP0	IMP SERV F80D-F100F-F115B-F130A
KIT60500XMP0	IMP SERV F150D-F150F
KIT60600XMP0	IMP SERV F150G-F175A&C-F200C&F&G-F225B
KIT60800XMP0	IMP SERV F225F-F250D-F300B
KIT60900XMP0	IMP SERV F425A-XF425N



KIT60000XMP0

Part Number	Description	Qty
63D-44322-00	INSERT, CARTRIDGE	1
6H4-44352-02	IMPELLER	1
93210-59MG7	O-RING	1
90280-03M03	KEY, WOODRUFF	1
63D-44323-00	OUTER PLATE, CARTRIDGE	1
63D-44316-00	GASKET, WATER PUMP	1
93210-48001	O-RING	1

KIT60100XMP0

Part Number	Description	Qty
63D-44322-00	INSERT, CARTRIDGE	1
6H3-44352-00	IMPELLER	1
93210-59MG7	O-RING	1
90280-03024	KEY, WOODRUFF	1
63D-44323-00	OUTER PLATE, CARTRIDGE	1
63D-44316-00	GASKET, WATER PUMP	1

KIT60200XMP0

Part Number	Description	Qty
63D-44322-00	INSERT, CARTRIDGE	1
6H3-44352-00	IMPELLER	1
90280-03M03	KEY, WOODRUFF	1
6CJ-44315-00	GASKET, WATER PUMP	1
6CJ-44323-00	OUTER PLATE, CARTRIDGE	1
6CJ-44324-00	GASKET, CARTRIDGE	1
6CJ-44316-00	GASKET, WATER PUMP	1
93210-46044	O-RING	1

KIT60300XMP0

Part Number	Description	Qty
9321037M6700	O-RING	1
61A-44322-02	INSERT, CARTRIDGE	1
93210-86M38	O-RING	1
6E5-44352-01	IMPELLER	1
6EK-44323-00	OUTER PLATE, CARTRIDGE	1
6E5-44315-A0	GASKET, WATER PUMP	1
90280-04M05	KEY, WOODRUFF	1

KIT60500XMP0

Part Number	Description	Qty
93210-86M38	O-r	1
61A-44322-02	Insert	1
9321037M6700	O-r	1
6E5-44352-01	Impeller	1
6G5-44323-01	Outer plate	1
6E5-44315-A0	Gasket	1

KIT60600XMP0

Part Number	Description	Qty
9321037M6700	O-RING	1
61A-44322-02	INSERT, CARTRIDGE	1
93210-86M38	O-RING	1
6E5-44352-01	IMPELLER	1
6G5-44323-01	OUTER PLATE, CARTRIDGE	1
6E5-44315-A0	GASKET, WATER PUMP	1
90280-04M05	KEY, WOODRUFF	1

KIT60800XMP0

Part Number	Description	Qty
9321037M6700	O-RING	1
6AW-44322-00	INSERT, CARTRIDGE	1
93210-94003	O-RING	1
6CE-44352-00	IMPELLER	1
6CE-44323-01	OUTER PLATE, CARTRIDGE	1
6CE-44315-00	GASKET, WATER PUMP	1
90280-04002	KEY, WOODRUFF	1

KIT60900XMP0

Part Number	Description	Qty
9321037M6700	O-RING	1
6GR-44322-00	INSERT, CARTRIDGE	1
93211-08001	O-RING	1
6GR-44352-00	IMPELLER	1
6GR-44323-00	OUTER PLATE, CARTRIDGE	1
93210-97690	O-RING	1



SERVICE KITS OVERVIEW

Engine type	Engine type	Model type	Service Kit	Service Kit
F30BEHDL	F30BETS/BET	6BTD	KIT60000BASO	KIT60000ANB0
	F30BETL	6BTD	SERV KIT F30B-F40F	ANB KIT F30B-F40F
F40FEDL		6BGD	KIT60000ANA0	KIT60000XMP0
F40FEHDS	F40FETS/FET	6BGD	ANA KIT F30B-F40F-F40H-F50H-F60F	IMP SERV F30B-F40F
F40FEHDL	F40FETL	6BGD		
F40HET	F40HETL	6AKF	KIT60100BASO	KIT60100ANB0
F50HED	F50HEDL	6C1G	SERV KIT F40H-F50H-F60F	ANB KIT F40H-F50H-F60F
F50HETL		6C1G		
F60FET	F60FETL	6C5G	KIT60000ANA0	KIT60100XMP0
			ANA KIT F30B-F40F-F40H-F50H-F60F	IMP SERV F40H-F50H-F60F
F40GET	F40GETL	6CYA	KIT60200BASO	KIT60200ANB0
F70AET	F70AETL	6CJA	SERV KIT F40G-F70A	ANB KIT F40G-F70A
F70AETX		6CJA		
			67F-45371-00	KIT60200XMP0
			Tab Trim for F40G-F70A	IMP SERV F40G-F70A
F80DET	F80DETL	6HV3	KIT60300BASO	KIT60300ANB0
F100FET	F100FETL	6HJ3	SERV KIT F80D-F100F	ANB KIT F80D-F100F
			KIT60300ANA0	KIT60300XMP0
			ANA KIT F80D-F100F-F115B-F130A	IMP SERV F80D-F100F-F115B-F130A
F115BET	F115BETL	6EK6	KIT60400BASO	KIT60400ANB0
F130AET	F130AETL	6EM5	SERV KIT F115B-F130A	ANB KIT F115B-F130A
			KIT60300ANA0	KIT60300XMP0
			ANA KIT F80D-F100F-F115B-F130A	IMP SERV F80D-F100F-F115B-F130A
F150DET	F150DETL	63PH	KIT60500BASO	KIT60500ANB0
F150FET	F150FETX	6BMC	SERV KIT F150D-F150F	ANB KIT F150D-F150F
			KIT60500ANA0	KIT60500XMP0
			ANA KIT F150D-F150F	IMP SERV F150D-F150F
F150GET	F150GETL	6HP3	KIT60600BASO	KIT60600ANB0
F175AET	F175AETL	6FA6	SERV KIT F150G-F175A&C-F200F&G	ANB KIT F150G-F175A&C-F200F&G
F175CET	F175CETL	6HS3		
F200FET	F200FETL	6DA7	KIT60600ANA0	KIT60600XMP0
F200GET	F200GETL	6DV7	ANA KIT F150G-F175A&C-F200F&G	IMP SERV
F200GETX		6DV7		F150G-F175A&C-F200C&F&G-F225B
F200CET	F200CETX	6ALF	KIT60700BASO	KIT60700ANB0
F225BET	F225BETX	6ASE	SERV KIT F200C-F225B	ANB KIT F200C-F225B
			KIT60700ANA0	KIT60600XMP0
			ANA KIT F200C-F225B-F225F-F250D-F300B	IMP SERV F150G-F175A&C-F200C&F&G-F225B
F225FET	F225FETX	6CLA	KIT60800BASO	KIT60800ANB0
F250DET	F250DET	6CGA	SERV KIT F225F-F250D-F300B	ANB KIT F225F-F250D-F300B
F300BET	F300BETX	6CEA		
F300BET1X	F300BET2X	6CEA	KIT60700ANA0	KIT60800XMP0
			ANA KIT F200C-F225B-F225F-F250D-F300B	IMP SERV F225F-F250D-F300B
XF425NSA		6GR1	KIT60900BASO	KIT60900ANB0
XF425NSA2		6GR1	SERV KIT F425A-XF425N	ANB KIT F425A-XF425N
XF425NSA7		6GR1		
F425ASTX		6GR2	KIT60900ANA0	KIT60900XMP0
			ANA KIT F425A-XF425N	IMP SERV F425A-XF425N

Service for your Yamaha Waverunner at your performance.



Check/replace the thermostat



Check/replace spark plugs



Check/replace air filter



Check battery



Check speedometer



Check bung



Check bilge pump



Grease the spline of impeller



Check condition / play of the impeller and bearings



Grease the intermediate bearing



Check the coupler



Replace the engine oil



Replace the oil filter



Check the engine mounts



Visual check of the air intake



Check the movement of the supercharger impeller

www.yamaha-motor.eu

Follow us on:



This list is an indication, please consult your authorized dealer for additional information regarding service and maintenance on your Yamaha Waverunner.

authorized dealer guarantees safety and



Check seat locks and hood



Check all cable's



Check the steering column



Check for applicable modification campaigns or recalls



Connect YDIS: read and save the engine ECU memory



YAMAHA

Revs Your Heart

Maintenance - Essential

OIL FILTERS

WaveRunner Models ('17-'22)	Part Number
EX /EX DLX/ EX LTD/ EXR/ EX SPORT/ JetBlaster/ SuperJet 4st/ VX/ VX-C/ VX CR/ VX CR HO/ VX DLX/ VX LTD	5GH-13440-61-00
FX HO/ FX CR HO/ FX SVHO/ FX CR SVHO/ FX CR LTD SVHO/ GP1800/ GP 1800R HO/ GP 1800R SVHO/ VX CR HO/ VXR	69J-13440-04-00



NGK SPARK PLUGS

WaveRunner Models ('17-'22)	Part Number	NGK Ref.
SuperJet 2st	94701-00110-00	BR7HS
EX /EX DLX/ EX LTD/ EXR/ EX SPORT/ JetBlaster/ SuperJet 4st/ VX/ VX-C/ VX CR/ VX DLX/ VX LTD	94702-00409-00	CR9EB
FX HO/ FX CR HO/ GP 1800R HO/ VX CR HO/ VXR	94702-00427-00	LFR6A
FX SVHO/ FX CR SVHO/ FX CR LTD SVHO/ GP1800/ GP 1800R SVHO	94702-0043-500	LFR7A



AIR FILTERS

WaveRunner Models ('17-'22)	Part Number
SuperJet 2st	62T-14451-00-00
EX /EX DLX/ EX LTD/ EXR/ EX SPORT/ JetBlaster/ SuperJet 4st/ VX/ VX-C/ VX CR/ VX DLX/ VX LTD	6EY-14451-00-00
FX HO/ FX CR HO/ FX SVHO/ FX CR SVHO/ FX CR LTD SVHO/ GP1800/ GP 1800R HO/ GP 1800R SVHO/ VX CR HO/ VXR	65S-E4451-01-00

IMPELLERS

WaveRunner Models ('17-'22)	Part Number
GP 1800R HO ('20)/ VX CR HO ('17-'20)/ VXR ('17-'19)	6AP-R1321-20-00
SuperJet 2st	6BA-51321-00-00
FX HO ('17-'20)/ FX CR HO ('17-'20)	6BH-R1321-01-00
FX HO ('21-'22)/ FX CR HO ('21-'22)	6BH-R1321-10-00
FX SVHO ('17-'19)/ FX CR SVHO ('17-'19)/ FX CR LTD SVHO ('17)	6ET-R1321-00-00
FX SVHO ('20-'22)/ FX CR SVHO ('20-'22)	6ET-R1321-10-00
GP 1800 ('17-'19)/ GP 1800R SVHO ('20-'22)	6EV-R1321-00-00
VX ('17-'20)/ VX-C ('19-'20)/ VX CR ('17-'18)/ VX DLX ('17-'18)/ VX LTD ('20)	6EY-R1321-01-00
EX ('17-'20)/ EX DLX ('17-'20)/ EX LTD ('21)/ EX SPORT ('17-'21)	6GA-R1321-00-00
EXR ('19-'21)/ JetBlaster ('22)	6GY-R1321-02-00
SuperJet 4st	6JF-R1321-00-00
GP 1800R HO ('21-'22)/ VX CR HO ('21-'22)	6JP-R1321-00-00
VX ('21-'22)/ VX CR ('21)/ VX DLX ('21)	6JS-R1321-00-00
VX-C ('21-'22)	6JT-R1321-00-00





ANODES

WaveRunner Models ('17-'22)	Part Number
EX /EX DLX/ EX LTD/ EXR/ EX SPORT/ FX HO/ FX CR HO/ FX SVHO/ FX CR SVHO/ FX CR LTD SVHO/ GP1800/ GP 1800R HO/ GP 1800R SVHO/ JetBlaster/ SuperJet 4st/ VX/ VX-C/ VX CR/ VX CR HO/ VX DLX/ VX LTD/ VX CR HO/ VXR	68V-11325-02-00
	67F-11328-01-00
SuperJet 2st	6E5-11325-00-00

FLUSH ADAPTER



Part Number
67X-E2590-10-00



Part Number
67X-E2590-00-00



WAVERUNNER BATTERY

Dry charge WaveRunner battery.

Description	Part Number
Battery YUASA YB16CLB (19AH)	EU0821100900



SPRAY PAINT

Scratches can cause rust or other types of damage. Fix them quickly and effectively with our high-quality, durable Yamaha aerosols and primers. They've been developed specifically for marine use and offer the best colour match for Yamaha products.

Description	Part Number
WR - PAINT STICK WHT	YMEVXCSTKWHT
WR - PAINT STICK BK	YMEVXCSTK0BK
WR - PAINT SPRAY WHT	YMEVXCSPYWHT
WR - PAINT SPRAY BK	YMEVXCSPY0BK

Yamalube lubricants and Careline marine products

FOR THE SMOOTH, LONG TERM RELIABILITY OF YOUR YAMAHA, THERE'S SIMPLY NOTHING BETTER!

Yamalube marine lubricants are specifically formulated for Yamaha outboard engines and personal watercraft - and tested to levels they would never normally experience in the hands of an owner. The result is a smoother, more confident ride every time you hit the water.

QUALITY PROTECTION FOR EXTREME CONDITIONS

Yamalube is designed to work at its best under pressure - the sort it will face every day in powerful Yamaha V8 outboards.

HELPING ENGINES TO LIVE LONGER

By minimizing engineering enemies like spark-plug fouling, ring-sticking and pre-ignition, Yamalube oil protects engines better - for longer

KEEPING YOUR ENGINE CLEANER

The powerful, efficient action of the anti-oxidants in Yamalube marine lubricants keep engine components clean and prevent the formation of sludge.

ANTI-CORROSION AND ANTI-RUST

Special features fight corrosion and rust, ensuring maximum protection of the engine's internal components against the hazards of the marine environment.



RULER - SCRAPER - TORCH

SCREWDRIVERS - KNIFE

CLAMP HOLDER

BULL NOSE PLIERS

LONG NOSE PLIERS - SIDE CUTTERS

1/4" SOCKETS - 3/8" SOCKETS - 1/2" RATCHET & EXTENSIONS 3/4" RATCHET & EXTENSIONS



YAMALUBE 4-S FULLY SYNTHETIC MARINE OIL

A unique, top-performance marine formula oil, specially developed for high horsepower outboard engines - with the focus on providing improved fuel economy.

FEATURES & BENEFITS

Unique marine formula, compatible with engines with catalytic converters or exhaust gas treatment devices

Provides excellent fuel economy - better than the majority of engine oils in the market

Advanced anti-wear protection for the engine components

Powerful anti-oxidant action to protect engine parts and keep them clean

Unique corrosion inhibitor protects the vital engine parts against the marine environment - both when running and at idle

Keeps the engine ultra-clean and preserves its power

To give your customer the best possible advice, please see the Yamalube application charts.



SPECIFICATIONS

STANDARDS: Approved as FC-W Catalyst Compatible™, a New FC-W Specification, Issued in 2009 by NMMA (National Marine Manufacturers Association) – the only approved 5W30 oil available in the market.

Oil GRADE	SAE	5W-30
Colour	Visual	Brown
Density at 15°C (59°F)	ASTM D1298	0.853 g/cm ³
Kinematic viscosity at 100°C (212°F)	ASTM D445	11.20 mm ² /s
Viscosity index	ASTM D2270	259
Flash point	ASTM D92	225°C
Pour point	ASTM D97	-45°C
Total Base Number	ASTM D2896	7.50 mg KOH/g





YAMALUBE 4-S SUPER SYNTHETIC MARINE OIL

Very high performance motor oil specially developed for 4-stroke outboard motors.

FEATURES & BENEFITS

Approved in rust test and corrosion standard, as specified by the NMMA

Improved fuel economy

Advanced anti-wear protection

Powerful anti-oxidant action to protect engine parts and keep them clean

Unique corrosion inhibitor protects the vital engine parts against the marine environment - both when running and at idle

Good detergency & dispersancy to clean the engine and preserve its power

Excellent shear stability to ensure good lubrication under all conditions

To give your customer the best possible advice, please see the Yamalube application charts.



SPECIFICATIONS

STANDARDS: Officially approved as -WTM by NMMA (National Marine Manufacturers Association)

Oil GRADE	SAE	10W-30
Colour	Visual	Brown
Density at 15°C (59°F)	ASTM D1298	0.879 g/cm ³
Kinematic viscosity at 100°C (212°F)	ASTM D445	10.8 mm ² /s
Viscosity index	ASTM D2270	145
Flash point	ASTM D92	225°C
Pour point	ASTM D97	-37.5°C
Total Base Number	ASTM D2896	6.88 mg KOH/g
Sulphated ash	ASTM D874	0.76 mass %



YAMALUBE 4-S SYNTHETIC MARINE OIL

This high-performance motor oil, has been developed for 4-stroke outboard motors and 4-stroke Yamaha personal watercraft.

FEATURES & BENEFITS

Good anti-wear protection

Powerful anti-oxidant action to protect engine parts and keep them clean

Long lasting protection against engine stress, resulting in smooth operation of the engine

Improved detergency and dispersancy to keep the engine clean and preserve its power & fuel efficiency

Good anti-corrosion and anti-foaming properties

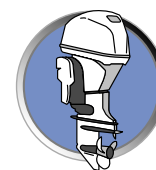
To give your customer the best possible advice, please see the Yamalube application charts.



SPECIFICATIONS

STANDARDS: Exceeds API SJ standards

Oil GRADE	SAE	10W-30	10W-40
Colour	Visual	Brown	Brown
Density at 15°C (59°F)	ASTM D1298	0.880 g/cm3	0.879 g/cm3
Kinematic viscosity at 100°C (212°F)	ASTM D445	10.8 mm2/s	13.4 mm2/s
Viscosity index	ASTM D2270	147	155
Flash point	ASTM D92	224°C	220°C
Pour point	ASTM D97	-40°C	-40°C
Total Base Number	ASTM D2896	7.64 mg KOH/g	7.61 mg KOH/g
Foam sequence II	ASTM D892	20/0 ml max.	20/0 ml max.
Sulphated ash	ASTM D874	1.0 mass %	1.02 mass %





YAMALUBE 2-W ENGINE OIL

A premium semi-synthetic oil, specially developed, tested and approved by Yamaha for 2-stroke Yamaha personal watercraft engines

FEATURES & BENEFITS

- Low ash minimizes plug fouling and pre-ignition
- Detergent/dispersant formulation to minimise deposits on pistons and cylinder rings
- Good lubricity and anti-scuffing protection for smooth engine operation
- Good anti-corrosion and anti-rust capability
- Reduces production of exhaust smoke
- To give your customer the best possible advice, please see the Yamalube application charts.



SPECIFICATIONS

Colour	Visual	Purple
Density at 15°C (59°F)	ASTM D1298	0.8628 g/cm ³
Kinematic viscosity at 100°C (212°F)	ASTM D445	6.74 mm ² /s
Viscosity index	ASTM D2270	136
Flash point	ASTM D92	96°C
Pour point	ASTM D97	-42°C
Total Base Number	ASTM D2896	1.6 mg KOH/g

YAMALUBE 2-M SUPER ENGINE OIL

High quality special formulation for 2-stroke marine engines. Developed, tested and approved by Yamaha.

FEATURES & BENEFITS

High quality anti-wear formula to protect against piston binding

Enhances the cleanliness of engine components - particularly the piston and exhaust port - and prevents sludge formation

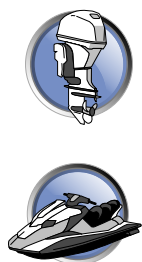
Outstanding anti-corrosion and anti-rust capability to provide protection for the engine components

Lowers exhaust smoke by burning without leaving sticky deposits

Reduces ring-sticking, spark plug fouling and pre-ignition

Withstands the high temperatures and pressures found in modern engines - low aquatic toxicity

To give your customer the best possible advice, please see the Yamalube application charts.



SPECIFICATIONS

Colour	Visual	Dark Green
Density at 15°C (59°F)	ASTM D1298	0.8714 g/cm ³
Kinematic viscosity at 100°C (212°F)	ASTM D445	6.807 mm ² /s
Viscosity index	ASTM D2270	145
Flash point	ASTM D92	88°C
Pour point	ASTM D97	-45°C
Total Base Number	ASTM D2896	10.7 mg KOH/g



YAMALUBE SAE90 GL5 GEAR OIL

This top-performance gear oil was mainly developed to meet the demands of our V8 F350 outboard engine, and is therefore the natural choice for all sterndrive gear cases. Developed, tested and approved by Yamaha.

FEATURES & BENEFITS

Extreme pressure and anti-wear properties give good gear performance under heavy loads and repeated shocks.

Provides very good rust protection against the harsh conditions of the marine environment

High oxidation stability and thermal resistance helps prevent the formation of deposits around seals

Smooth, easy gear shifting is ensured, both at high and low temperatures

Designed to control foaming in the gear case

Retains viscosity and leaves a protective oil film on all surface

To give your customer the best possible advice, please see the Yamalube application charts.



SPECIFICATIONS

STANDARDS: Equivalent to API GL5 specification

OIL Grade	SAE90	GL5
Colour	Visual	Brown
Density at 15°C (59°F)	ASTM D1298	0.899 g/cm3
Kinematic viscosity at 100°C (212°F)	ASTM D445	16.55 mm2/s
Viscosity index	ASTM D2270	98
Flash point	ASTM D92	232°C
Pour point	ASTM D97	-18°C
Total Acid Number	ASTM D664	2.23 mg KOH/g
Foam sequence II	ASTM D892	10/0 ml max.

YAMALUBE SAE90 GL4 GEAR OIL

A premium quality gear oil developed for all outboard gear cases. Developed, tested and approved by Yamaha.

FEATURES & BENEFITS

Better cold flow characteristics ensure easier engine startin

Excellent viscosity stability in use, with reduced friction

Exceptional anti-wear and anti-corrosion protection to prolong engine life

Good anti-oxidant action and detergency to protect engine parts and keep them clean

Strong dispersancy to keep carbon particles in suspension and prevent the build-up of damaging sludge

To give your customer the best possible advice, please see the Yamalube application charts.



SPECIFICATIONS

STANDARDS: Equivalent to API CF specification

OIL Grade	SAE90	GL4
Colour	Visual	Brown
Density at 15°C (59°F)	ASTM D1298	0.895 g/cm3
Kinematic viscosity at 100°C (212°F)	ASTM D445	15.22 mm2/s
Viscosity index	ASTM D2270	97
Flash point	ASTM D92	224°C
Pour point	ASTM D97	-18°C
Total Acid Number	ASTM D664	1.06 mg KOH/g
Foam sequence II	ASTM D892	10/0 ml max.

YAMALUBE GEAR OIL PUMP

This handy pump makes light work of gearbox oil changes on outboards. Designed to fit the Yamalube 1 Litre gear oil containers, it comes complete with adapters to fit the gear fillers on all Yamaha models, as well as most other leading brands.

FEATURES & BENEFITS

Simple and compact

Easy operation



PACKAGING SIZE	CONTAINER TYPE	PACK LOT	PART NUMBER
1 Pcs		1x	YMD-GL4PM-P1-00

YAMALUBE LICAL GREASE

Premium multi-purpose grease - combining the advantages of both lithium and calcium - dispersed in highly refined base oils. It contains anti-wear and extreme pressure additives, anti-oxidants and corrosion inhibitors. Developed, tested and approved by Yamaha.

FEATURES & BENEFITS

Mixability with almost all other conventional soap greases

Excellent mechanical stability prevents ejection - or losses of consistency - even under severe operating conditions

Very good pumpability

Does not contain lead or other heavy metals considered harmful to health or the environment

Outstanding water-resistance. In fact, no significant change in performance has been observed, even when this grease has been deliberately contaminated with water

Can help to lower maintenance costs

Equivalent to ISO 6743-9: L-XBDHB 2 and DIN 51 502: KP2K – 25 standards



PACKAGING SIZE	CONTAINER TYPE	PACK LOT	PART NUMBER
250 ML	Tube	12x	YMD-69010-0T-A3
400 GR	Cartridge	1x	YMD-69010-0C-02

YAMALUBE CONTACT CLEANER

A non-chlorinated degreasing agent which removes persistent dirt, grease and grime from contacts, electrical systems and spark plugs.

FEATURES & BENEFITS

The exclusive formula replaces standard chlorinate-based cleaners and is therefore less aggressive to some plastics.

APPLICATION

Spray from a short distance directly onto dirty areas

Allow approximately 10 seconds to dry

Finish drying off with a rag or compressed air



PACKAGING SIZE	CONTAINER TYPE	PACK LOT	PART NUMBER
400 ML	Aerosol can	12x	YMD-65049-A0-92



YAMALUBE PAINT & PLASTIC POLISH

The powered vehicle industry uses more and more high-quality metal, plastic and Perspex parts, treated with different paints, varnish, dyes and finishes. Yamalube Paint & Plastic Polish restores and maintains a deep gloss on almost any smooth surface.

FEATURES & BENEFITS

Removes fine scratches, treats matt areas and revitalises colours

Economical - easy to handle and use

Solvent-free

Water-repellent

APPLICATION

Shake well before use. Apply sparingly with a cloth or polishing swab.

Polish off with a soft polishing cloth

For surfaces on motorcycles and scooters, such as:

- Lacquered metal parts (uni-colour, multi-colour, metallic paints)
- Dyed or varnished smooth plastic parts
- Perspex panels
- Helmet visors
- Airbrushed, weathered or refurbished paint
- Painted rims
- Decorative stickers and decals - it will not remove them



PACKAGING SIZE	CONTAINER TYPE	PACK LOT	PART NUMBER
220 ML	Aerosol can	12x	YMD-65049-00-61

YAMALUBE CARBURETTOR & INJECTOR CLEANER

A powerful formula, specially developed to eliminate deposits and varnish on butterfly valves, throttle chambers, nozzles, tanks, floats, and venturi tubes

FEATURES & BENEFITS

Reduces fuel consumption while increasing engine performance. It also helps the engine idle more evenly and improves acceleration - clean engines last longer too!

APPLICATION

With the engine turned off, disassemble the air filter and spray the Yamalube Carburettor & Injector Cleaner into the air intake pipe

Leave for 10 minutes

Repeat with the engine on, spraying the product directly onto nozzles, throttle-chambers etc.



PACKAGING SIZE	CONTAINER TYPE	PACK LOT	PART NUMBER
400 ML	Aerosol can	12x	YMD-65049-A1-03

YAMALUBE CLEANING GEL

This cleaning gel is designed for use on all components to remove dirt, grime and grease quickly and efficiently. Its gentle acid and alkaline-free formula ensures that there's no risk of damage or staining.

FEATURES & BENEFITS

Removes the toughest contaminants actively and without residue

Incorporates anti-corrosion additives

Adheres strongly, even to vertical surfaces

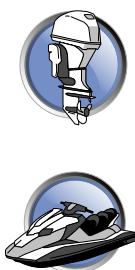
Dries without residue and leaves a lasting shine

APPLICATION

Spray the entire vehicle with Yamalube Cleaning Gel, let it work in for 5 minutes, then rinse down thoroughly with a strong water jet

For extreme contamination (e.g. chain grease or encrusted oil) leave it to work for up to 30 minutes after application before thoroughly rinsing down, until there is no more noticeable foaming - if necessary, a sponge can be used to remove the toughest blemishes or dirt.

Do not use under hot sun or apply to heated surfaces!



TYPE	PACKAGING SIZE	CONTAINER TYPE	PACK LOT	PART NUMBER
Pro-Active Cleaning Gel	1 L	Bottle	6x	YMD-65049-00-22
Pro-Active Cleaning Gel	25 L	Barrel	1x	YMD-65049-00-42
Tap for 25 L barrel	1 Pcs		3x	YMD-65049-P0-20

YAMALUBE PARTS CLEANER

Yamalube Parts Cleaner is a potent multipurpose degreaser designed to clean and degrease metal parts.

FEATURES & BENEFITS

Brings engine back to its original appearance

Effectively dissolves and removes tar stains, dirty grease, oil, fuel and grime without the need for water

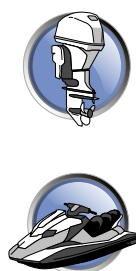
Safe on most rubber, plastic and painted metal surfaces

APPLICATION

Spray 20 cm from the surface

Allow approximately 10 seconds to dry

Respray on very dirty areas



PACKAGING SIZE	CONTAINER TYPE	PACK LOT	PART NUMBER
400 ML	Aerosol can	12x	YMD-65049-A0-72

YAMALUBE WEATHER PROTECTION SPRAY

Suitable for: Rust and corrosion, caused by wetness and humidity, eat away at metal parts thus reducing its value and appeal. Not many know there is a reliable and effective protection against it. Yamalube Weather Protection Spray protects and prevents metal parts from corrosion.

FEATURES & BENEFITS

With regular use, reliably protects all metal parts of the vehicle against corrosion and stops existing corrosion in its tracks

Forms a "self-healing", transparent protective film that closes immediately again after being touched, making it better than wax

Perfect for winter lay-up to protect against salt

Lubricates and displaces moisture

APPLICATION

Shake the can before use. Only apply the product to clean, dry surfaces

Spray on the product evenly and sparingly, or apply with a soaked cloth, and wipe down with a soft cloth afterwards. For winter lay-up, spray on generously (without wiping)

Tip: The product can be easily removed with Yamalube Cleaning Gel

Note: Do not spray on hot surfaces! Do not spray on brake disks or tyre tread!



PACKAGING SIZE	CONTAINER TYPE	PACK LOT	PART NUMBER
300 ML	Aerosol can	6x	YMD-65049-A0-52

YAMALUBE SILICON SPRAY

Black engine parts often suffer from dulling as a result of the harsh environment to which they are exposed and especially from the effect of sun-bleaching. Yamalube Silicon Spray restores and refreshes sun-bleached parts while protecting plastics.

FEATURES & BENEFITS

Yamalube Silicon Spray serves to optically refurbish:

- Greyed and bleached metal motorcycle parts painted or unpainted (e.g. engine block, frame, fork, engine side covers, rims, etc.)

- Rough and varnished plastic and rubber parts (e.g. side panels, inside panels, mudguards, fixtures carbon parts, top case, plastic case, blinkers, mirrors, etc.)

APPLICATION

Wash the vehicle thoroughly with Yamalube Cleaning Gel and then chamois it down

Shake the can well and spray on a thin, even coat from about 20 cm away. Then allow to dry thoroughly

Wipe down any smooth plastic parts, such as linings, with an absorbent cloth after application

Note: To protect surfaces that may not be treated (e.g. tyres, seat, speedometer cover), only apply the product to rims, linings, fittings etc. with a soaked cloth. Do not spray directly onto these parts!



PACKAGING SIZE	CONTAINER TYPE	PACK LOT	PART NUMBER
300 ML	Aerosol can	6x	YMD-65049-A0-41

Application charts for Yamalube marine products

YAMALUBE LUBRICANTS FOR: OUTBOARD ENGINES, WAVERUNNERS

APPLICATION	SAE	AVAILABLE PACKAGING SIZE	CONTAINER TYPE	PACK LOT	PART NUMBER
4-S Fully Synthetic Marine Oil					
4-stroke engines	5W-30	1 L	Bottle	12x	YMD-63080-01-00
		4 L	Bottle	4x	YMD-63080-04-00
4-S Super Synthetic Marine Oil					
4-stroke engines	10W-30	1 L	Bottle	12x	YMD-63070-01-00
		4 L	Bottle	4x	YMD-63070-04-00
		60 L	Barrel	1x	YMD-63070-60-00
4-S Synthetic Marine Oil					
4-stroke engines	10W-30	1 L	Bottle	12x	YMD-63050-01-00
		4 L	Bottle	4x	YMD-63050-04-00
		60 L	Barrel	1x	YMD-63050-60-00
	10W-40	200 L	Drum	1x	YMD-63052-20-80
		1 L	Bottle	12x	YMD-63060-01-00
		4 L	Bottle	4x	YMD-63060-04-00
		60 L	Barrel	1x	YMD-63060-60-00
		200 L	Drum	1x	YMD-63062-08-00
2-W engine oil					
2-stroke engines	NA	1 L	Bottle	12x	YMD-63023-01-00
		4 L	Bottle	4x	YMD-63023-04-00
2-M Super engine oil					
2-stroke engines	NA	1 L	Bottle	12x	YMD-63021-01-A3
		4 L	Bottle	4x	YMD-63021-04-00
		60 L	Barrel	1x	YMD-63021-60-03
SAE90 GL5 gear oil					
V8 outboard engines	NA	1 L	Bottle	12x	YMD-73011-10-03
		20 L	Jerrycans	1x	YMD-73011-20-03
		60 L	Barrel	1x	YMD-73011-60-02
SAE90 GL4 gear oil		200 L	Drum	1x	YMD-73011-20-52
All outboard gear cases	NA	250 ML	Tube	12x	YMD-73010-0T-A3
		1 L	Bottle	12x	YMD-73010-10-A3
		20 L	Jerrycans	1x	YMD-73010-20-03
		60 L	Barrel	1x	YMD-73010-60-02
		200 L	Drum	1x	YMD-73010-20-52

YAMALUBE CARELINE

APPLICATION	AVAILABLE PACKAGING SIZE	CONTAINER TYPE	PACK LOT	PART NUMBER
Lical Grease				
Outboard, personal watercraft	250 ML	Tube	12x	YMD-69010-0T-A3
Gear Oil Pump	400 GR	Cartridge	12x	YMD-69010-0C-02
Gear oil pump 1L	1 Pcs		1x	YMD-GL4PM-P1-00

YAMALUBE LUBRICANTS FOR: OUTBOARD ENGINES (BY MODEL)

HP	MODEL	ENGINE OIL				GEAR OIL		
		SAE		Yamalube TYPE	ENGINE OIL CHANGE QUANTITY (LITRE)	SAE	GRADE	LITRE
4-Stroke								
2.5	F2.5A	10W-30	10W-40	•	0.4	90	GL-4	0.75
4	F4A	10W-30	10W-40	•	0.5	90	GL-4	0.1
4 ~ 6	F4B / F5A / F6C	10W-30	10W-40	•	0.6	90	GL-4	0.1
6 ~ 8	F6B / F8C / F8F / FT8D / FT8G	10W-30	10W-40	•	0.8	90	GL-4	F: 0.15 / FT: 0.37
9.9	F9.9F / FT9.9G	10W-30	10W-40	•	0.8	90	GL-4	F: 0.15 / FT: 0.37
9.9 ~ 15	F9.9C / FT9.9D / F15A / F15B	10W-30	10W-40	•	1.2	90	GL-4	F: 0.25 / FT: 0.37
9.9 ~ 20	F9.9H / F13.5B / F15C / F20B / F20C	10W-30	10W-40	•	1.8	90	GL-4	0.3
20 ~ 25	F20D / F25D / FT25F	10W-30	10W-40	•	1.6	90	GL-4	F: 0.32 / FT: 0.43
25	F25G	10W-30	10W-40	•	1.1	90	GL-4	0.37
30 ~ 40	F30A / F30B / F40B / F40F	10W-30	10W-40	•	1.7	90	GL-4	0.43
30 ~ 40	F30B / F40F	10W-30	10W-40	•	1.7	90	GL-4	0.43
40 ~ 60	F40D / F50F / F50D / FT50C / F60C / FT50G / FT60T	10W-30	10W-40	•	2.1	90	GL-4	F: 0.43 / FT: 0.67
70	F70A	10W-30	10W-40	•	2.1	90	GL-4	0.67
80 ~ 100	F80B / F100D	10W-30	10W-40	•	3.7	90	GL-4	0.67
80 ~ 100	F80C / F100B	10W-30	10W-40	•	3.7	90	GL-4	0.76
115	F115A / FL115A	10W-30	10W-40	•	3.7	90	GL-4	F: 0.76 / FL: 0.72
115	F100F / F115B / FL115B / F130A	10W-30	10W-40	•	3.2	90	GL-4	F: 0.76 / FL: 0.72
150	F150A / FL150A / F150D / FL150D	10W-30	10W-40	•	4.7	90	GL-4	F: 0.98 / FL: 0.87
175	F175A	10W-30	10W-40	•	4.5	90	GL-4	0.98
200	F200F / FL200F / F200G / FL200G	10W-30	10W-40	•	4.5	90	GL-4	0.98
200	F200A / FL200A / F200B / FL200B / F200C / FL200C	10W-30	10W-40	•	4.7	90	GL-4	F: 1.15 / FL: 1.0
225	F225A / FL225A / F225B / FL225B	10W-30	10W-40	•	4.7	90	GL-4	F: 1.15 / FL: 1.0
225	F225C	10W-30	10W-40	•	4.7	90	GL-4	0.92
250	F250A / FL250A / F250B / FL250B	10W-30	10W-40	•	4.7	90	GL-4	F: 1.15 / FL: 1.0
225 ~ 300	F225F / FL225F / F250D / FL250D / F300B / FL300B	10W-30	10W-40	•	6.3	90	GL-5	F: 1.04 / FL: 1.0
300 ~ 425	F(L)300 / F(L)350A / XF375 / XF425	10W-30	10W-40	•	6.5	90	GL-5	F: 1.52 / FL: 1.31
2-Stroke								
4 ~ 5	4A/B/C ~ 5C	TCW3-RL	NA	+	NA	90	GL-4	0.1
6 ~ 8	6C ~ 8C	TCW3-RL	NA	+	NA	90	GL-4	0.16
9.9 ~ 15	9.9D / 9.9F ~ 15D / 15F	TCW3-RL	NA	+	NA	90	GL-4	0.19
20	20C	TCW3-RL	NA	+	NA	90	GL-4	0.18
20 ~ 25	20D ~ 25D	TCW3-RL	NA	+	NA	90	GL-4	0.37
25 ~ 30	25B/X ~ 30H	TCW3-RL	NA	+	NA	90	GL-4	0.32
25 ~ 30	25J ~ 30D	TCW3-RL	NA	+	NA	90	GL-4	0.2
40 ~ 50	40V/X/Y ~ 50H	TCW3-RL	NA	+	NA	90	GL-4	0.43
50 ~ 55	50G ~ 55B	TCW3-RL	NA	+	NA	90	GL-4	0.5
60 ~ 90	60F / 70B / 75A / 80A / 85A / 90A	TCW3-RL	NA	+	NA	90	GL-4	0.61



YAMALUBE LUBRICANTS FOR: WAVERUNNERS

ENGINE OIL

MODEL	SAE	Yamalube OIL TYPE	ENGINE OIL CHANGE QUANTITY (LITRE)* with -without oil filter
4-Stroke			
EX/ EX Sport/ EX DLX/ EX LTD/ EXR/ JetBlaster/ SuperJet 4st/ VX-C/ VX DLX/ VX CR/ VX LTD	10W-30	Synthetic or semi-synthetic engine oil	3.2-3.4
GP 1800R HO/ GP 1800R SVHO/ FX HO/FX CR HO/ FX SVHO/ FX CR SVHO/ FX LTD SVHO/ VX CR HO/ VX LTD HO	10W-30	Synthetic or semi-synthetic engine oil	3.5-3.7

NEW YAMALUBE LINE-UP CONVERSION TABLE

Usage	Old Line Up	4- Stroke	New Line Up			
			Especially good for low/ medium/high HP		Especially good for medium/high HP	Especially good for high HP
IF USED	Fuel ECO 10W30	UPGRADE TO	Synthetic 10W30	OR	Super Synthetic FC-W 10W30	OR Fully Synthetic FC-W 5W30
IF USED	Fuel ECO 10W40	UPGRADE TO	Synthetic 10W40			
IF USED	FC-W 10W30	UPGRADE TO		OR	Super Synthetic FC-W 10W30	Fully Synthetic FC-W 5W30
IF USED	FC-W 10W40	UPGRADE TO		OR	Super Synthetic FC-W 10W30	Fully Synthetic FC-W 5W30

FULLY SYNTHETIC FC-W 5W30

This premium marine engine oil offers excellent fuel economy and extended oil drain intervals, along with ultimate engine cleanliness & protection.



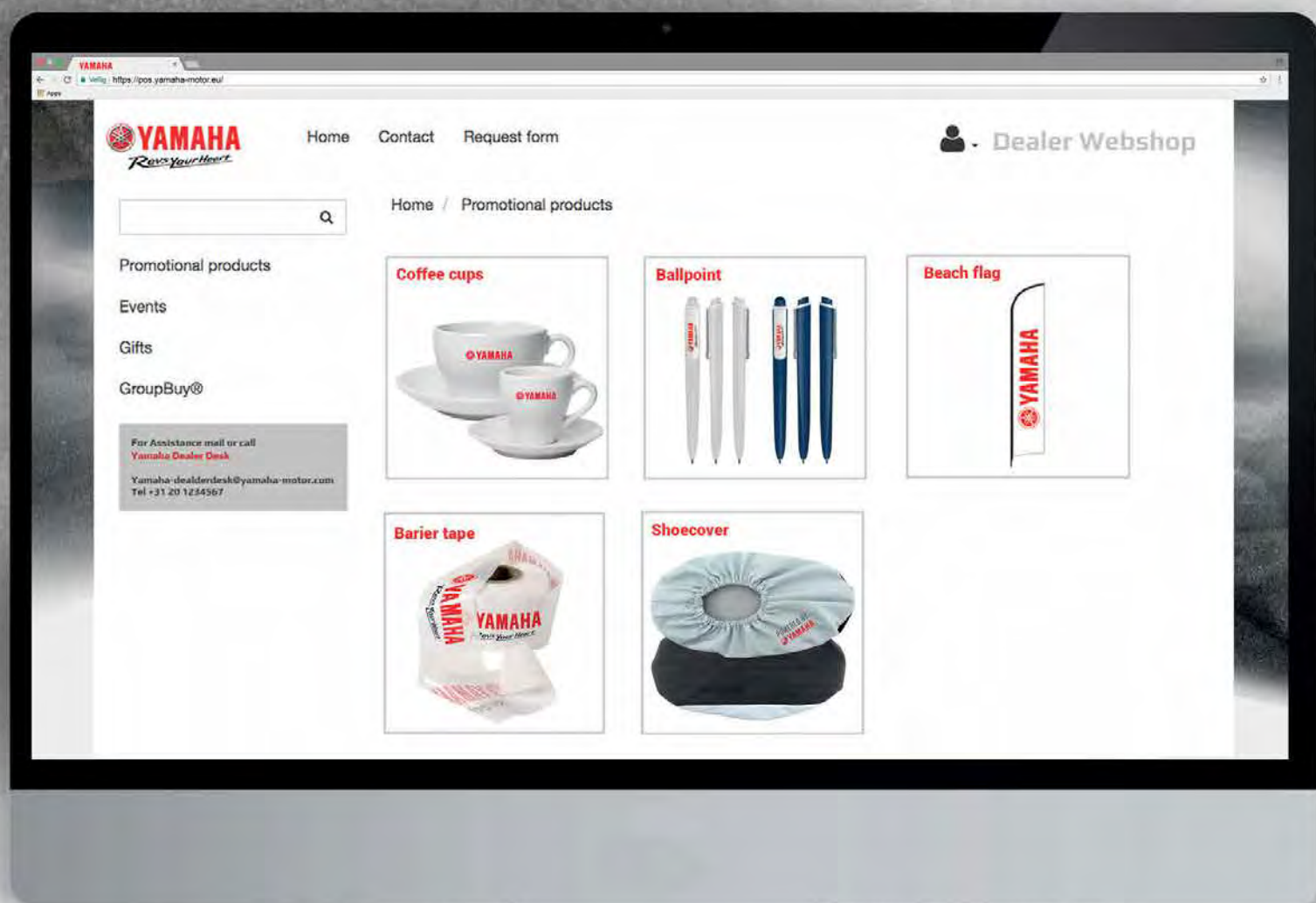


VISIT OUR MARINE DEALER WEBSHOP

Dedicated webshop for Dealers

POS material

Corporate items to support Dealer VI program



>> Visit the webshop on <http://pos.yamaha-motor.eu>



Workwear collection

Representing Yamaha ingenieurs with the new mechanic collection, modern patterns taking care of all comfort during your work
For coporate shirts we used a tailored way of fitting.



Mechanic Full Suit Men

Part No. Y22-BS102-B7-XX
SIZE: 44-46-48-50-52-54-56-58-60-62

Functional and comfortable full suit for work with several pockets and elastic waist. Good to move during work.

- Cotton polyester fabric
- Clean front zipper closure, opening 2 sides
- Elastic at waist and stretch material inside crotch
- Functional pockets
- Back elastic part and back gussets for more movements
- Light padded cordura knee area
- Washable till 60 degrees

Mechanic Bib & Brace Men

Part No. Y22-BS103-B7-XX
SIZE: 44-46-48-50-52-54-56-58-60-62

Comfortable Bib & Brace for work with easy buckle and strap construction, and elastic parts to move easy during work.

- Cotton polyester fabric
- Front buckle with straps structure
- Elastic at waist and stretch material inside crotch
- Functional pockets
- Back elastic part for better movement
- Light padded cordura knee area
- Washable till 60 degrees





Mechanic Pants Regular Men

Part No. Y22-BS1R0-B7-XX
SIZE: 44-46-48-50-52-54-56-58-60-62

Comfortable work pants with adjustable waistband and functional pockets. Regular size.

- Cotton polyester fabric
- Leg opening with zipper
- Elastic at waist and stretch material inside crotch
- Functional pockets
- Back elastic part for better movement
- Light padded cordura knee area
- Washable till 60 degrees

Mechanic Pants Long Men

Part No. Y22-BS1L0-B7-XX
SIZE: 44-46-48-50-52-54-56-58-60-62

Comfortable work pants with adjustable waistband and functional pockets. Long size.

- Cotton polyester fabric
- Leg opening with zipper
- Elastic at waist and stretch material inside crotch
- Functional pockets
- Back elastic part for better movement
- Light padded cordura knee area
- Washable till 60 degrees



Mechanic Short Men

Part No. Y22-BS1H2-B7-XX
SIZE: 44-46-48-50-52-54-56-58-60-62

Comfortable shorts for work with adjustable waistband and functional pockets.

- Cotton polyester fabric
- Elastic at waist and stretch material inside crotch
- Functional pockets
- Back elastic part for better movement
- Washable till 60 degrees

Mechanic Bodywarmer Men

Part No. Y22-BT106-B7-XX
SIZE: 1S-0S-0M-0L-1L-2L-3L

Bodywarmer softshell outside, inside warm fleece with 2 pockets and Yamaha branded badges.

- Polyester spandex softshell fabric
- Water resistant and breathable
- Inside soft fleec
- 2 Zippered pockets
- Washable till 40 degrees c





Mechanic Softshell Men

Part No. Y22-BJ102-B7-XX
SIZE: 1S-0S-0M-0L-1L-2L-3L

Softshell outside and inside warm fleece with 2 pockets and Yamaha branded badges.

- Polyester spandex softshell fabric
- Water resistant and breathable
- Inside soft fleece
- 2 Zippered pockets
- Washable till 40 degrees C

- Polyester spandex knitted fabric
- Ribbing at cuffs and hem
- Lined hood
- 2 Zippered pockets
- Washable till 40 degrees C

Mechanic Sweater Men

Part No. Y22-BT113-B7-XX
SIZE: 1S-0S-0M-0L-1L-2L-3L

Functional sweater with hood and 2 pockets with zippers.



Mechanic SS T-Shirt Men

Part No. Y22-BT101-B7-XX
SIZE: 1S-0S-0M-0L-1L-2L-3L

Soft cotton mix fabric, wearing daily.

- Cotton polyester fabric
- Washable till 60 degrees C
- Yamaha badges and embroidery branding

Mechanic LS T-Shirt men

Part No. Y22-BT102-B7-XX
SIZE: 0S-0M-0L-1L-2L-3L

Soft cotton mix fabric, with long sleeves.

- Cotton polyester fabric
- Washable till 60 degrees C
- Yamaha badges and embroidery branding





Mechanic Polo Men

Part No. Y22-BT111-B7-XX
SIZE: 1S-0S-0M-0L-1L-2L-3L

Soft pique fabric with nice design stripes in collar and cuffs.

- Cotton polyester pique fabric
- Washable till 60 degrees C
- Yamaha badges and embroidery branding
- Ribbed collar and cuff
- Buttoned closure

Corporate Shirt White Men

Part No. Y22-DT120-W0-XX
SIZE: 1S-0S-0M-0L-1L-2L-3L

Tailored shirt for representative events, with Yamaha embroidery at chest.

- Egyptian cotton fabric
- Classic collar
- Tailored dressed fit
- Also available in dark blue



Corporate Shirt Blue Men

Part No. Y22-DT120-E4-XX
SIZE: 1S-0S-0M-0L-1L-2L-3L

Tailored shirt for representative events, with Yamaha embroidery at chest.

- Egyptian cotton fabric
- Classic collar
- Tailored dressed fit
- Also available in white

Corporate Cardigan Men

Part No. Y20-CC115-F0-XX
SIZE: 1S-0S-0M-0L-1L-2L-3L

Cotton acrylic fine knit pullover with Yamaha embroidery at chest.

- Button closure
- V-neck
- Ribbing at cuffs and bottom





Corporate Pullover Men

Part No. Y20-CC114-B0-XX
SIZE: 1S-0S-0M-0L-1L-2L-3L



Cotton acrylic fine knit pullover with Yamaha embroidery at chest.

- V-neck
- Ribbing at cuffs and bottom

Corporate Shirt Women

Part No. Y22-DT224-W0-XX
SIZE: 1S-0S-0M-0L-1L-2L
 Tailored shirt for representative events, with Yamaha embroidery at chest.

- Egypt cotton fabric
- Classic collar
- Tailored dressed fit



Corporate Cardigan Women

Part No. Y20-CC25-B0-XX
SIZE: 1S-0S-0M-0L-1L-2L

Cotton acrylic fine knit cardigan with Yamaha embroidery at chest.


- Button closure
- V-neck
- Ribbing at cuffs and bottoms

Corporate Pullover Women

Part No. Y20-CC214-F0-XX
SIZE: 1S-0S-0M-0L-1L-2L

Cotton acrylic fine knit pullover with Yamaha embroidery at chest.

- V-neck
- Ribbing at cuffs and bottom



Special Clothing

MEN'S SIZE CHART

Part number variation for different sizes:

1S S1

0S S0

0M M0

0L L0

1L L1

2L L2

3L L3

SIZE	XS	S	M	L	XL	XXL	XXXL			
Chest in cm	83-88	89-94	95-100	101-106	107-112	113-120	121-128			
Waist in cm	73-78	79-84	85-90	91-96	97-102	103-110	111-118			
Hip in cm	85-90	91-96	97-102	103-108	109-114	115-122	123-130			

Part number variation for different sizes:

44

46

48

50

52

54

56

58

60

62

SIZE	44	46	48	50	52	54	56	58	60	62
Chest in cm	86-89	90-93	94-97	98-101	102-105	106-109	110-113	114-119	120-125	126-131
Waist in cm	76-79	80-83	84-87	88-91	92-95	96-99	100-103	104-109	110-115	116-121
Hip in cm	88-91	92-95	96-99	100-103	104-107	108-111	112-115	116-121	122-127	128-133

GUIDE FOR TRADITIONAL MEN'S SIZE CONVERSION

NL,DE,SE,CH,DK,BE,NO,AT	44	46	48	50	52	54	56	58		
IT,ES,PT	44	46	48	50	52	54	56	58		
FR	44/38	46/40	48/42	50/44	52/46	54/48	56/50	58/52		
GB,USA	34	36	38	40	42	44	46	48		
UNISEX	S	S	M	M	L	XL	XL	XXL		

WOMEN'S SIZE CHART

Part number variation for different sizes:

2S S2

1S S1

0S S0

0M M0

0L L0

1L L1

2L L2

3L L3

SIZE	XXS	XS	S	M	L	XL	XXL	XXXL		
Bust in cm	70-73	73-78	79-84	85-90	91-96	97-102	103-110	111-118		
Waist in cm	54-57	57-62	63-68	69-74	75-80	81-86	87-94	95-102		
Hip in cm	80-83	83-88	89-94	95-100	101-106	107-112	113-120	121-128		

Part number variation for different sizes:

32

34

36

38

40

42

44

46

48

50

52

SIZE	32	34	36	38	40	42	44	46	48	50	52
Bust in cm	74-77	78-81	82-85	86-89	90-93	94-97	98-101	102-105	106-111	112-117	118-123
Waist in cm	58-61	62-65	66-69	70-73	74-77	78-81	82-85	86-89	90-95	96-101	102-107
Hip in cm	84-87	88-91	92-95	96-99	100-103	104-107	108-111	112-112	116-121	122-127	128-133

GUIDE FOR TRADITIONAL WOMEN'S SIZE CONVERSION

NL,DE,SE,CH,DK,BE,NO,AT	32	34	36	38	40	42	44	46		
IT,ES,PT	36	38	40	42	44	46	48	50		
FR	34	36	38	40	42	44	46	48		
RUS	38	40	42	44	46	48	50	52		
AUS	8	10	12	14	16	18	20	22		
GB	6	8	10	12	14	16	18	20		
USA	4	6	8	10	12	14	16	18		
UNISEX	XS	S	S	M	L	L	XL	XXL		

MEN VESTS

NEO VEST (50N CERTIFIED)

(ATHLETIC FIT)

(+ SIZES LEISURE FIT)

SIZE	CHEST	WAIST	CHEST	WAIST
XS	90-94 CM	80-84 CM	-	-
S	94-98 CM	84-88 CM	-	-
M	98-102 CM	88-92 CM	-	-
L	102-106 CM	92-96 CM	-	-
XL	106-110 CM	96-100 CM	-	-
XL	-	-	106-112 CM	96-104 CM
2XL	-	-	112-118 CM	104-112 CM

MEN SPORTS WETSUITS

SIZE	CHEST	WAIST	HIP	LENGTH
XS	90-94 CM	80-84 CM	90-94 CM	173-179 CM
S	94-98 CM	84-88 CM	94-98 CM	175-181 CM
M	98-102 CM	88-92 CM	98-102 CM	177-183 CM
L	102-106 CM	92-96 CM	102-106 CM	179-185 CM
XL	106-110 CM	96-100 CM	106-110 CM	181-187 CM
2XL	111-117 CM	101-107 CM	111-117 CM	183-189 CM

WOMEN VESTS

NEO VESTS (CERTIFIED 50N)

SIZE	CHEST	WAIST
XS	82-86 CM	65-69 CM
S	86-90 CM	70-74 CM
M	94-98 CM	78-82 CM
L	102-106 CM	87-92 CM
XL	107-113 CM	93-99 CM

WOMEN SPORTS WETSUITS

SIZE	CHEST	WAIST	HIP	LENGTH
XS	84-88 CM	68-72 CM	90-94 CM	165-171 CM
S	88-92 CM	72-76 CM	94-98 CM	167-173 CM
M	93-99 CM	77-83 CM	99-105 CM	169-175 CM
L	99-105 CM	83-89 CM	105-111 CM	171-177 CM
XL	105-111 CM	89-95 CM	111-117 CM	173-179 CM

UNISEX VESTS

4 BUCKLE VEST (CERTIFIED 50N)

SIZE	CHEST	WAIST
XS	89-95 CM	79-85 CM
S	93-99 CM	83-89 CM
M	97-103 CM	87-93 CM
L	101-107 CM	91-97 CM
XL	105-113 CM	95-103 CM
2XL	111-119 CM	101-109 CM
3XL	117-125 CM	107-115 CM

SHOES ADULT

H2O SHOES 3MM AQUA

US SIZE	EU LENGTH	IN CM
3	36	21
4	37	22,5
5	38	23
6	39	24
7	40-41	25
8	41-42	26
9	43	27
10	44	28,5
11	45	29
12	46	30





www.yamaha-marine.eu



follow us on:



Yamaha Motor Europe N.V.

Koolhovenlaan 101
1119 NC Schiphol-Rijk
P.O.Box 75033
1117 ZN Schiphol
The Netherlands
+ 31 20 654 6000

Dealer

Always wear a helmet, eye protection and protective clothing. Yamaha encourage you to ride safely and respect fellow riders and the environment. Images shown depict professional riders performing under controlled conditions. Specifications and appearance of Yamaha products as shown here are subject to change without notice and may vary according to requirements and conditions. For further details, please consult your Yamaha dealer.



21_DL1_MAR_EU_EN

