

71910-2

1/27/2006

Page 1 of 15

Please read instructions on reverse before completing form.

Form Approved. OMB No. 2070-0060.

United States Environmental Protection Agency 1200 Pennsylvania Avenue, N.W. Washington, DC 20460-0001	<input type="checkbox"/> Registration <input type="checkbox"/> Amendment <input checked="" type="checkbox"/> Other	OPP Identifier Number Notification
------------------------------------------------------------------------------------------------------------------------	--------------------------------------------------------------------------------------------------------------------------	--------------------------------------------------

Application for Pesticide – Section I

1. Company/Product Number EPA Reg. No. 71910-2	2. EPA Product Manager Richard Gebken	3. Proposed Classification <input checked="" type="checkbox"/> None <input type="checkbox"/> Restricted
4. Company/ Product (Name) ThermaCELL® Mosquito Repellent	PM # 10	
5. Name and Address of Applicant (Include ZIP Code) The Schawbel Corporation c/o RegWest Company, LLC 30856 Rocky Road Greeley, CO 80631-9375	6. Expedited Review. In accordance with FIFRA Section 3(c)(3)(b)(i) my product is similar or identical in composition and labeling to: NOTIFICATION EPA Reg. No. _____ Product Name JAN 27 2006	

Check if this is a new address

Section – II

<input type="checkbox"/> Amendment – Explain below.	<input type="checkbox"/> Final printed labels in response to Agency letter dated _____
<input type="checkbox"/> Resubmission in response to Agency letter dated _____	<input type="checkbox"/> "Me Too" Application.
<input checked="" type="checkbox"/> Notification – Explain below.	<input type="checkbox"/> Other – Explain below.

Explanation: Use additional page(s) if necessary. (For Section I and Section II.)


Submit label revision notification per PR Notice 98-10 and conversation with R. Gebken and S. Hobgood 01/09/06. Deleting "Endorsement" section and adding "Promotional Item Language" section. Refer to Reference Label for an illustration of these changes.

This notification is consistent with the provisions of PR Notice 98-10 and EPA regulations at 40 CFR § 152.46, and no other changes have been made to the labeling or the confidential statement of formula of this product. I understand that it is a violation of 18 U.S.C. Sec. 1001 to willfully make any false statement to the EPA. I further understand that if this notification is not consistent with the terms of PR Notice 98-10 and 40 CFR § 152.46 this product may be in violation of FIFRA and I may be subject to enforcement action and penalties under sections 12 and 14 of FIFRA.

Section – III

1. Material This Product Will Be Packaged In:				2. Type of Container	
Child Resistant Packaging <input type="checkbox"/> Yes* <input type="checkbox"/> No	Unit Packaging <input type="checkbox"/> Yes <input type="checkbox"/> No	Water Soluble Packaging <input type="checkbox"/> Yes <input type="checkbox"/> No		<input type="checkbox"/> Metal	<input type="checkbox"/> Plastic
				<input type="checkbox"/> Glass	<input type="checkbox"/> Paper
*Certification must be submitted	If "Yes" Unit Packaging Wgt.	No. Per Container	If "Yes" Packaging Wgt.	No. Per Container	<input type="checkbox"/> Other (Specify): _____
3. Location of Net Contents Information <input type="checkbox"/> Label <input type="checkbox"/> Container		4. Size(s) Retail Container		5. Location of Label Directions <input type="checkbox"/> On Label <input type="checkbox"/> On Labeling Accompanying Product	
6. Manner in Which Label is Affixed to Product <input type="checkbox"/> Lithograph <input type="checkbox"/> Stenciled <input checked="" type="checkbox"/> Paper glued <input type="checkbox"/> Other _____					

Section - IV

1. Contact Point (Complete items directly below for identification of individual to be contacted, if necessary, to process this application).		
Name Kim Davis, CC, APC, Manager	Title Consultant/Agent	Telephone No. (Include Area Code) (970) 353-0611 kimr:@regwest.com
Certification I certify that the statements I have made on this form and all attachments thereto are true accurate and complete. I acknowledge that any knowingly false or misleading statement may be punishable by fine or imprisonment or both under applicable law.		6. Date Application Received (Stamped)
2. Signature 	3. Title Consultant/Agent	
4. Typed Name Kim Davis, CC, APC, Manager	5. Date January 16, 2006	

January 16, 2006



Ms. Sherada Hobgood
 Document Processing Desk – **NOTIF**
 Office of Pesticide Programs – **7504C**
U.S. Environmental Protection Agency
 1801 South Bell Street
 Crystal Mall #2, Room 266A
 Arlington, VA 22202-4501

Dear Ms. Hobgood:

Subject: The Schawbel Corporation
 ThermaCELL® Mosquito Repellent
 EPA Reg. No. 71910-2

On behalf of **The Schawbel Corporation**, RegWest Company, LLC is submitting the attached documents to modify the subject product's label via notification per our conversation of January 9, 2006. RegWest Company will act as sole agent in this endeavor.

Attached are the following:

1. Application for Pesticide: Other
2. One **Reference Label** (illustrating the label revisions)
3. Two **New Labels** (incorporating the label revisions)
4. Authorization letter from the National Wild Turkey Federation
5. Authorization letter from Jordan Outdoor Enterprises, Ltd (Realtree registered trademark owners)

I know this is asking a lot, but if a response to this submission could be received in early February we'd greatly appreciate it. A major trade show for my client starts **February 9th** and they would love to take orders at the show, particularly since they were unable to do so at this month's trade show.

Per our telephone conversation with Richard Gebken:

1. We request withdrawal of the September 9, 2005 label revision notification (attempt to make endorsement language "generic")
2. We request withdrawal of the November 15, 2005 label revision notification (attempt to add Realtree verbiage)
3. The "endorsement" section is being removed.
4. We are adding a new section entitled "Promotional Item Language (see pages 5, 6 and 9 of the Reference Label) to appear on the labeling and/or appliance when the appliance is used as a promotional item for various entities.
5. Future notifications of this type must include an authorization letter from the entity and an explanation of the additional verbiage such as "the only changes on the label are the promotional tags that" . . . and adequate descriptors such as: appear on the unit itself; the color of the unit; new pictures; etc.

30856 Rocky Road
 Greeley, CO 80631-9375
 970-353-0611
 970-358-0613 Fax
 Kim@regwest.com

Continued . . .

As we discussed, various organizations and companies have requested their trademarked patterns (such as the Realtree camo pattern) and logos (such as the Wild Turkey Federation and Team Realtree) appear on the appliance so the appliance can be used as a promotional item. Because a picture of the appliance appears on the outer box (containing the appliance, butane cartridge and mats), we are adding this promotional language to the "Optional Selling Copy" section of the label; this will allow the logos and promotional tags to appear on the box itself, as stand alone copy or as a result of the appliance picture. We are also adding this Promotional Item Language to the appliance label section and the refills box.

The Wild Turkey Federal logo verbiage currently appears on our stamped accepted label; the additional promotional items particular to this notification include the Realtree logos (there are two) and the Realtree camo coloring of the appliance. Illustrations of these logos, etc. were submitted with the December 3, 2003 and November 15, 2005 submissions.

Please contact me at (970) 353-0611 or at kim@regwest.com if you have any questions or require additional information.


Regards,
RegWest Company, LLC



Kim Davis, CC, APC, Manager
Consultant/Agent

Attachments

pc: TSC – Paganetti, T.



4 7 15

RealTree
America's Most Versatile Camo Pattern

JORDAN
OUTDOOR ENTERPRISES, LTD.

ADVANTAGE

January 13, 2006


To Whom It May Concern;

Jordan Outdoor Enterprises, Ltd., creators of Realtree® and Advantage® camouflage patterns, a Georgia corporation having its principal place of business at 1390 Box Circle, Columbus, Georgia 31907 (hereinafter "Licensor"), is currently under contract with The Schawbel Corporation makers of Thermacell, a corporation having its principal place of business located at 100 Crosby Drive, Bedford, MA 01730, (hereinafter "Licensee").

This Licensing Agreement between Licensor and Licensee permits Licensee to reproduce camouflage design(s) and logos agreed upon per their signed Agreement, for both product and packaging.

Please feel free to contact me with any additional questions pertaining to this licensing agreement at (706)569-9101, ext. #159 or territ@realtree.com.

Best Regards,



Terri Troyer
Contract Administrator / Account Manager

ThermaCELL[®] Mosquito Repellent

Also Works on [Repels] Black Flies

Cordless Portable Odor Free [and] Silent [Continuously Changing Color]

[No Messy Wax] [Automatic Shut-off switch if lantern tips or is lifted] [Match or Lighter Required to Operate]
Outdoor Activities Without Annoying Mosquitoes [Protects outdoor areas from Mosquitoes and Black Flies]

Provides 15 Ft. Diameter Protection

Provides 225 sq. ft of Protection for up to 4 Hours per Mat

Repellent Lasts up to 4 Hours Each Mat Lasts up to 4 hours

[Each] Cartridge Lasts up to 12 Hours {11 gm.} [28 Hours {26 gm.}] [Batteries last up to 150 hours.]

Repellency Lasts up to {number} Hours {"number" determined by number of mats in box multiplied by 4 hours per mat}

[Repels mosquitoes and black flies for up to {number} Hours

{"number" determined by number of mats in box multiplied by 4 hours per mat}

Automatic shut-off switch if lamp tips or is lifted

Ideal For . . . Recreation Areas, Backyards [Yards], Decks, Patios, Camping [too!], Outdoor: Dining, Picnics,
Parties, Barbecues, Gardening, Camping and Other Social Events [Gatherings]

Great for Fishing, Hunting and Camping

Powered by ThermaCELL[®]

Value [Summer] [Bonus] Pack: [number] free refills

Active Ingredient:

d-cis/trans allethrin 21.97%

Other Ingredients 78.03%

Total 100.00%

Keep Out of Reach of Children
CAUTION
See back [side] [bottom] panel for additional
precautionary statements.

[This Package] Contains
1 [Reusable] Appliance [Lamp]

{Number} Butane [ThermaCELL[®]] Cartridge(s)
Net Weight 0.42 oz. each

and

{Number} [Insect] Repellent Mat(s)
Net Weight 0.08 oz. each

[and {number} AA Batteries [Batteries Included!]

{Company Name} offers convenient Refill Kits for use with this product.
Refills available wherever {Company Name or product brand name} repellent products are sold.


EPA Reg. No. 71910-2

EPA Est. 71998-THA-1, 43917-ITA-1

Manufactured for:
The Schawbel Corporation
100 Crosby Drive
Bedford, MA 01730
{[website]}
Toll Free: 1-8-NO SKEETERS

Made and Printed in Italy
Mats Made in Italy
Manufactured in Thailand

Protected by one or more of the following U.S. Patents: 5,700,430; D300,606 [; D423,071; 6,033,212 C1]



DIRECTIONS FOR USE

It is a violation of Federal law to use this product in a manner inconsistent with its labeling.

Storage and Disposal

Storage: Store unused mats in original packaging in a cool, dry place inaccessible to children and pets. Store appliance [lamp] and butane cartridges in a cool, dry place away from sources of heat. **Disposal: If empty:** Do not reuse empty envelopes [wrappers] or cartridges. Do not puncture or incinerate empty cartridges. Place in trash or offer for recycling if available. **If cartridge is partly filled or for unused mats:** Call your local solid waste agency [or 1-800-CLEANUP] for disposal instructions. Never place unused mats down any indoor or outdoor drain.

{The following directions will be used when mats are sold with or used in the appliance:}

For best results allow 10 to 30 minutes, depending upon area, for product to take effect. This product works well in outdoor areas where there is minimal air movement, such as decks, porches, patios and yards. Use one appliance per each 225 square feet (an area 15' x 15') or 15 feet in diameter. Use more appliances in larger areas. Do not expose appliance or mats to rain. Do not contaminate food. Do not leave appliance unattended or use in windy conditions.

1. Remove one [product name] mat from wrapper. One mat lasts up to 4 hours. Mat turns from pale blue to white when active ingredient has been exhausted.
2. Make sure the 'ON/OFF' switch on the appliance is in the 'OFF' position. Insert the mat under the appliance's black grill. To change mats, slide the 'ON/OFF' switch to 'OFF' and allow the appliance to cool completely. Push the used mat out by inserting a fresh one.
3. Remove the appliance cover and butane cartridge cap.
4. Screw the cartridge into the opening of the appliance. Make sure the cartridge is fully inserted by turning it clockwise until it stops. Replace the appliance cover. One ThermaCELL[®] butane cartridge lasts up to 12 hours {11 gm.} {up to 28 hours {26 gm}}. If your appliance fails to heat, it may be out of fuel. Check the fuel level by holding the appliance vertically and looking at the fuel gauge on the bottom. You can see the amount of butane in the cartridge. Replace if empty.
5. Slide the 'ON/OFF' switch to the 'ON' position; the butane gas will begin to flow.
6. Wait approximately 5 to 10 seconds then depress the start button three to five times in rapid succession.
7. To verify the appliance is operating, pick it up and check the lens on the end of the appliance. The light at the end of the appliance glows when the appliance is heating. If the light is not glowing, check to make sure the appliance is 'ON' and cartridge is completely screwed into place; then once again depress the start button three to five times in rapid succession. Check to make sure the light is glowing.
8. Place the appliance on a flat, stable area, with the grill side facing up. Do not touch the grill; it will be hot after a couple of minutes. Some visible vapor will appear during use. This is normal and no cause for concern. When finished using the appliance, slide the 'ON/OFF' switch to the 'OFF' position, and allow the appliance to cool completely. Appliance is now ready for storage.

{Graphics and/or subtitles will be added to final printed labeling}

{The following directions will be used when mats are sold with or used in the compact appliance:}

For best results allow 10 to 30 minutes, depending upon area, for product to take effect. This product works well in outdoor areas where there is minimal air movement, such as decks, porches, patios and yards. Use one appliance per each 225 square feet (an area 15' x 15') or 15 feet in diameter. Use more appliances in larger areas. Do not expose appliance or mats to rain. Do not contaminate food. Do not leave appliance unattended or use in windy conditions. Match or lighter required to operate. **To change mats,** unscrew the cartridge at least one full turn and verify that the light has stopped glowing then allow the appliance to cool completely. Push the used mat out by inserting a fresh one.

One ThermaCELL butane cartridge lasts up to 12 hours. If your appliance fails to heat, it may be out of fuel. Check the fuel level by holding the cartridge vertically and looking at the fuel level. You can see the amount of butane in the cartridge. Replace if empty.

1. Remove one [product name] mat from wrapper. Insert the mat under the appliance's grill. One mat lasts up to 4 hours. Mat turns from pale blue to white when active ingredient has been exhausted.
2. Remove the butane cartridge cap. Screw the cartridge into the opening of the appliance; the butane gas will begin to flow. Make sure the cartridge is fully inserted by turning it clockwise until it stops. Slide the window on the end of the appliance open to expose the ignition port. Hold a lit match or lighter near the ignition port for 5 seconds or until a popping sound is heard. To verify the appliance is operating, pick it up and look into the ignition port. An orange light inside glows when the appliance is heating. If the light is not glowing, check to make sure the cartridge is completely screwed into place; then once again hold a lit match or lighter near the ignition port. Check to make sure the light is glowing. Slide the window closed to cover the ignition port.

3. Place the appliance on a flat, stable area with the grill side facing up; do not place the appliance so that it is standing on the cartridge. Do not touch the grill; it will be hot after a couple of minutes. Some visible vapor will appear during use. This is normal and no cause for concern.
4. When finished using the appliance, unscrew the cartridge at least one full turn and verify that the light has stopped glowing; allow the appliance to cool completely. Appliance is now ready for storage.
{Graphics and/or subtitles will be added to final printed labeling}

{The following directions will be used when mats are sold with or used in the lamp unit:}

For best results allow 10 to 30 minutes, depending upon area, for product to take effect. This product works well in outdoor areas where there is minimal air movement, such as decks, porches, patios and yards. It is great for camping. Use one lamp per each 225 square feet (an area 15' x 15') or 15' in diameter. Use more lamps in larger areas. Do not expose lamps or mats to rain. Do not contaminate food. Do not leave lamp unattended or use in windy conditions. [Features] adjustable lamp light. Automatic shut-off switch if lamp tips or is lifted. No messy wax [candles] to drip or spill. Lamp provides diffused [gentle] light as it repels mosquitoes, blackflies, flying insects, bugs and biting flies. Provides up to 4 hours protection per mat. Simply turn lamp on, push the button and enjoy the outdoors in mosquito and bug-free comfort for hours.

At the highest setting each mat lasts up to 2 hours and each ThermaCELL® butane cartridge lasts up to 6 hours {11 gm.} [up to 14 hours {26 gm.}]. At the lowest setting each mat lasts up to 4 hours and each ThermaCELL® butane cartridge lasts up to 12 hours {11 gm.} [up to 28 hours {26 gm.}]. Mat turns from pale blue to white when repellent has been exhausted. Some visible vapor will appear during use. This is normal and no cause for concern.

1. Remove one [product name] mat from wrapper.
2. With globe in the OFF position, insert the mat under the grill at the top of the lamp.
3. Remove the butane cartridge cap and screw the cartridge into the opening of the lamp base by turning the cartridge clockwise until it stops. Make sure the cartridge is fully inserted.
4. Place the lamp on a flat stable area. Rotate the globe clockwise to the maximum setting. [Slide the ON/OFF switch to the maximum setting.] The gas will begin to flow.
5. Wait approximately 5 to 10 seconds then depress the start button three to five times in rapid succession.
6. Verify the lamp is operating (lamp will glow). If the lamp fails to glow, check to make sure the lamp is turned on and the cartridge is fully inserted. Also check the cartridge's fuel level. If the fuel level in the cartridge is empty, turn lamp off and replace the cartridge, repeating steps 3 through 6.
7. Adjust the light and the rate at which the repellent and butane are used by turning the globe [by sliding the ON/OFF switch].
8. When finished using the lamp, rotate the globe [slide the ON/OFF switch] to the OFF position. Allow the lamp to completely cool before storing.
9. To replace a used mat, turn off lamp and allow to completely cool. Push the used mat out by inserting a fresh mat.
{Graphics and/or subtitles will be added to final printed labeling}

{The following directions will be used when mats are sold with or used in the battery-operated color feature lamp unit:}

For best results allow 10 to 30 minutes, depending upon area, for product to take effect. This product works well in outdoor areas where there is minimal air movement, such as decks, porches, patios and yards. It is great for camping. Use one lamp per each 225 square feet (an area 15' x 15') or 15' in diameter. Use more lamps in larger areas. Do not expose lamps or mats to rain. Do not contaminate food. Do not leave lamp unattended or use in windy conditions. [Features adjustable lamp light.] Automatic shut-off switch if lamp tips or is lifted. No messy wax [candles] to drip or spill. Lamp glows in continuously changing colors as it repels mosquitoes, black flies, flying insects, bugs and biting flies. Provides up to 4 hours protection per mat. Simply turn lamp on, push the button and enjoy the outdoors in mosquito and bug-free comfort for hours.

At the highest setting each mat lasts up to 2 hours and each ThermaCELL® butane cartridge lasts up to 6 hours {11 gm.} [up to 14 hours {26 gm.}]. At the lowest setting each mat lasts up to 4 hours and each ThermaCELL® butane cartridge lasts up to 12 hours {11 gm.} [up to 28 hours {26 gm.}]. Mat turns from pale blue to white when repellent has been exhausted. Some visible vapor will appear during use. This is normal and no cause for concern. Batteries [not included] [included] for the color feature last up to 150 hours [of color operation]. [The colored lights are not adjustable.]

1. Hold the lamp upside down and remove the battery cover. Install 4 AA size batteries [not included] [included], making sure they are placed in the directions indicated. Replace battery cover making sure it snaps into place.
2. Remove one [product name] mat from wrapper.
3. With globe in the OFF position, insert the mat under the grill at the top of the lamp.
4. Remove the butane cartridge cap.
5. Screw cartridge into the opening of the lamp base by turning the cartridge clockwise until it stops. Make sure the cartridge is fully inserted.

8 8 15

6. If desired, turn on the color lights by pushing the switch on the bottom of the lamp to '1' ['ON']. The lamp may be used with or without the color lights. [The flame must be lit for the lamp to repel insects.]
7. Place the lamp on a flat stable area. Rotate the globe clockwise to the maximum setting. [Slide the ON/OFF switch to the maximum setting.] The gas will begin to flow.
8. Wait approximately 5 to 10 seconds then depress the start button three to five times in rapid succession.
9. Verify the lamp is operating (lamp will glow). If the lamp fails to glow, check to make sure the lamp is turned on and the cartridge is fully inserted. Also check the cartridge's fuel level. If the fuel level in the cartridge is empty, turn lamp off and replace the cartridge, repeating steps 4 through 9.
10. Adjust the light and the rate at which the repellent and butane are used by turning the globe [by sliding the ON/OFF switch].
11. When finished using the lamp, rotate the globe [slide the ON/OFF switch] to the OFF position and push the switch on the bottom of the lamp to '0' ['OFF']. Allow the lamp to completely cool before storing.
12. To replace a used mat, turn off lamp and allow to completely cool. Push the used mat out by inserting a fresh mat.

{Graphics and/or subtitles will be added to final printed labeling}

{The following directions will be used when mats are sold with or used in the mini lamp:}

For best results allow 10 to 30 minutes, depending upon area, for product to take effect. This product works well in outdoor areas where there is minimal air movement, such as decks, porches, patios and yards. It is great for camping. Use one lamp per 225 square feet (an area 15' x 15') or 15 feet in diameter. Use more lamps in larger areas. Do not expose lamps or mats to rain. Do not contaminate food. Do not leave lamp unattended or use in windy conditions. Automatic shut-off switch if lamp tips or is lifted. No messy wax [candles] to drip or spill. Lamp provides diffused [gentle] light as it repels mosquitoes, black flies, flying insects, bugs and biting flies. Provides up to 4 hours protection per mat. Simply screw in the cartridge, light the lamp with any match or lighter and enjoy the outdoors in mosquito- and bug-free comfort for hours. Match or lighter required to operate. Each mat lasts up to 4 hours and each ThermoCELL[®] butane cartridge lasts up to 12 hours. Mat turns from pale blue to white when repellent has been exhausted. Some visible vapor will appear during use. This is normal and no cause for concern.

1. Remove one [product name] mat from wrapper.
2. Insert the mat under the grill at the top of the lamp.
3. Remove the butane cartridge cap and screw cartridge into the opening in the lamp base by turning the cartridge clockwise until it stops. The gas will begin to flow. Make sure the cartridge is fully inserted.
4. Place the lamp on a flat, stable area. Flip open the top of the lamp and hold a lit match or lighter near the white tube in the center of the globe. Verify the lamp is operating (lamp will glow), then close the top of the lamp. If the lamp fails to glow check to make sure the cartridge is fully inserted. Also check the cartridge's fuel level. If the fuel level in the cartridge is empty, replace the cartridge and repeat steps 3 and 4.
5. Do not touch the top of the lamp; it will be hot after a couple of minutes. If you have to re-light the lamp, make sure it has completely cooled before opening the top.
6. To move the lamp while it is operating, pick it up by the base while holding the button on the side of the base with your thumb. This will temporarily prevent the automatic shut-off switch from extinguishing the flame when you pick up the lamp.
7. When finished using the lamp, unscrew the cartridge at least one full turn and verify that the lamp is no longer glowing. Allow the lamp to completely cool before storing.
8. To replace a used mat, turn off lamp by unscrewing the cartridge and allow lamp to cool completely. Push the used mat out by inserting a fresh mat.

{Graphics and/or subtitles will be added to final printed labeling}

PRECAUTIONARY STATEMENTS
Hazards to Humans & Domestic Animals

CAUTION: Only for outdoor use as an insect repellent. Do not use indoors, in tents or any enclosed area. Harmful if inhaled. Avoid breathing vapors. Do not touch the grill while the appliance [lamp] is in use. The grill is hot while in use. Do not insert anything other than [product name] mats into the appliance [lamp].

First Aid

If Inhaled:	<ul style="list-style-type: none"> • Move person to fresh air. • If person is not breathing, call 911 or an ambulance, then give artificial respiration, preferably by mouth-to-mouth, if possible. • Call a poison control center or doctor for further treatment advice.
--------------------	-------------------------------------------------------------------------------------------------------------------------------------------------------------------------------------------------------------------------------------------------------------------------------------------------------------

Have the product container or label with you when calling a poison control center or doctor, or going for treatment. [You may also contact 1-800-xxx-xxxx for emergency medical treatment information.]

{Note: The first aid statements' grid format will be used if market label space permits; otherwise a paragraph format will be used.}

Physical and Chemical Hazards

Place appliance [lamp] on a flat, stable surface [with the grill facing upward]. Do not cover with any material while in use. Clean with a damp cloth only when the appliance [lamp] is cool and inactive. Cartridge contains flammable, pressurized butane. Do not use near fire or flame. Protect the butane cartridges from sunlight. Do not expose them to temperatures above 120°F (50°C). Do not pierce, break or incinerate butane cartridges, even after use. Butane cartridges other than ThermaCELL® cartridges will not work in this appliance [lamp]. Seller will not be held responsible for damage, injury or poor performance caused by use of other butane cartridges or repellent mats.

Environmental Hazards

This pesticide is highly toxic to fish. Do not apply directly to water. Drift from treated areas may be hazardous to organisms in adjacent aquatic sites.

{Optional Selling Copy}

ThermaCELL® Mosquito Repellent

Also Works on Black Flies

Continuous • Convenient • Easy to Use • Effective

Mosquitoes, black flies, bugs, outdoor flying insects and biting flies can spoil just about any outdoor activity whether you are entertaining guests at a barbecue or working in your backyard. Now you can alleviate the annoyance from these insects with passive protection for up to four hours. This product efficiently repels and reduces the annoyance of mosquitoes, black flies, outdoor flying insects, bugs and biting flies in an area as large as an average-size deck or patio (15 feet in diameter or 225 square feet [an area 15' x 15']) for up to four hours. This product is portable and can be taken anywhere you expect annoying mosquitoes, black flies, outdoor flying insects, bugs and biting flies to be a problem. For use in backyards, other recreational areas and on patios, decks, etc.

This product is odor free and silent so you can use it in comfort; it pleasantly protects your outdoor areas from mosquitoes, black flies, flying insects, bugs and biting flies. Its design is attractive so you will be comfortable using it when you entertain guests, yet functional so it is effective and easy to use. Makes outdoor evenings and outings enjoyable again! Simply insert the cartridge and repellent mat and push two buttons to start. [Simply [install the batteries,] insert the cartridge and repellent mat, rotate the globe [slide the switch] and push the button.] [Simply screw in the cartridge and light with a match or lighter.] It silently and continuously releases a repellent that protects your outdoor area from mosquitoes, black flies, outdoor flying insects, bugs and biting flies for up to four hours.

{Promotional Item Language (when appliance is used as a promotional item):}

NWTF Logo National Wild Turkey Federation
Team Realtree Logo [America's Most Versatile Camo Pattern]
Realtree Hardwoods Green HD Logo

Guarantee: Appliance [lamp] is guaranteed to last [number] year[s] from date of purchase. If [the] appliance [lamp] fails to perform to your satisfaction, send the appliance [lamp] and receipt to [Company Name] for a full refund of purchase price or repair or replacement.

ThermaCELL® is a Registered Trademark of the Schawbel Corporation

{Mat Label}

ThermaCELL® Mosquito Repellent Mat

Active Ingredient:

d-cis/trans allethrin 21.97%

Other Ingredients 78.03%

Total 100.00%

Keep Out of Reach of Children

CAUTION

**See outer carton for additional precautionary statements
and Directions for Use.**

Net Weight: 0.08 oz.

EPA Reg. No. 71910-2

EPA Est. 43917-ITA-1

Manufactured for:

The Schawbel Corporation

100 Crosby Drive

Bedford, MA 01730

Made [and Printed] in Italy

{ThermaCELL® Butane Cartridge Labeling}

ThermaCELL® Butane Cartridge

Important: Contains Butane. Contents under pressure. Do not puncture or incinerate. Do not use near sparks or open flames, store at temperatures above 120°F (50°C) or expose cartridge to prolonged sunlight. Keep cartridge out of children's reach. Use only with ThermaCELL® products. Seller is not responsible for damage caused by using this butane cartridge in other butane products.

Net Weight: 0.42 oz.

The Schawbel Corporation

100 Crosby Drive
Bedford, MA 01730

[ThermaCELL® is a Registered Trademark of the Schawbel Corporation]

{Appliance Labeling}

{Promotional Item Language (when appliance is used as a promotional item):}

NWTF Logo National Wild Turkey Federation
Team Realtree Logo [America's Most Versatile Camo Pattern]
Realtree Hardwoods Green HD Logo

ThermaCELL® Mosquito Repellent Appliance

CAUTION - HOT SURFACE

Keep Out of Reach of Children

Only for outdoor use as an insect repellent. Do not use indoors, in a tent or any enclosed area. Do not touch the [black] grill while the appliance is in use. [Black] [G]grill is hot while in use. Place on a flat, stable surface with the [black] grill facing upward. Do not cover with any material while in use. Appliance contains flammable butane. Do not use near fire or flame. Read **Directions for Use** and **Precautionary Statements** prior to use. Butane cartridges other than ThermaCELL® will not work in this appliance. Seller will not be held responsible for damage, injury or poor performance caused by use of other butane cartridges or repellent mats.

The Schawbel Corporation

100 Crosby Drive
Bedford, MA 10730
781-541-6900

www.mosquitorepellent.com

U.S. Patent Nos. 5,700,430; D423,071

[ThermaCELL® is a Registered Trademark of the Schawbel Corporation]

{Lamp Labeling:}

ThermaCELL® Mosquito Repellent Lamp

CAUTION - HOT SURFACE

Keep Out of Reach of Children

Only for outdoor use as an insect repellent. Do not use indoors, in a tent or any enclosed area. Do not touch the grill while in use. Grill is hot while in use. Place on a flat, stable surface with the grill facing upward. Do not cover with any material while in use. Lamp contains flammable butane. Do not use near fire or flame. Read **Directions for Use** and **Precautionary Statements** prior to use. Butane cartridges other than ThermaCELL® will not work in this lamp. Seller will not be held responsible for damage, injury or poor performance caused by use of other butane cartridges or repellent mats.

The Schawbel Corporation

100 Crosby Drive
Bedford, MA 01730

www.mosquitorepellent.com

U.S. Patent Numbers 6,033,212 C1; 5,700,430; D300,606

[ThermaCELL® is a Registered Trademark of the Schawbel Corporation]

[] Denotes alternate/optional verbiage

{ } Denotes verbiage not printed on market labeling

{Note: "Device" may be universally substituted for "appliance;" "mat slot area" may be universally substituted for "grill;" and "lantern" may be universally substituted for "lamp."}

[Refill Labeling]

ThermaCELL[®] Mosquito Repellent

REFILLS

Also Works on [Repels] Black Flies

Cordless Portable Odor Free [and] Silent

[No Messy Wax] [Automatic Shut-off switch if lantern tips or is lifted] [Match or Lighter Required to Operate]

Outdoor Activities Without Annoying Mosquitoes [Protects outdoor areas from Mosquitoes and Black Flies]

Provides 15 Ft. Diameter Protection

Provides 225 sq. ft of Protection for up to 4 Hours per Mat

Repellent Lasts up to 4 Hours Each Mat Lasts up to 4 hours

Each Cartridge Lasts up to 12 Hours {11 gm.} [28 Hours {26 gm.}]

Repellency Lasts up to {number} Hours {"number" determined by number of mats in box multiplied by 4 hours per mat}

[Repels mosquitoes and black flies for up to {number} Hours {"number" determined by number of mats in box multiplied by 4 hours per mat}]

Automatic shut-off switch if lamp tips or is lifted

Ideal For . . . Recreation Areas, Backyards [Yards], Decks, Patios, Camping [too!], Outdoor: Dining, Picnics,

Parties, Barbecues, Gardening, Camping and Other Social Events [Gatherings]

Great for Fishing, Hunting and Camping

Powered by ThermaCELL[®]

For Use in [product name] Appliance, Compact Appliance, Lamp and Mini Lamp
{illustration of units}

Active Ingredient:

d-cis/trans allethrin 21.97%

Other Ingredients 78.03%

Total 100.00%

Keep Out of Reach of Children

CAUTION

See back [side] [bottom] panel for additional
precautionary statements.

[This Package] Contains

{Number} Butane [ThermaCELL[®]] Cartridge(s)

Net Weight 0.42 oz. each

and

{Number} [Insect] Repellent Mat(s)

Net Weight 0.08 oz. each

EPA Reg. No. 71910-2

EPA Est. 71998-THA-1

Manufactured for:

The Schawbel Corporation

100 Crosby Drive

Bedford, MA 01730

{[website]}

Toll Free: 1-8-NO SKEETERS

Made and Printed in Italy

Mats Made in Italy

Protected by one or more of the following U.S. Patents: 5,700,430; D300,606; 6,033,212 C1

DIRECTIONS FOR USE

It is a violation of Federal law to use this product in a manner inconsistent with its labeling.

Storage and Disposal

Storage: Store unused mats in original packaging in a cool, dry place inaccessible to children and pets. Store appliance [lamp] and butane cartridges in a cool, dry place away from sources of heat. **Disposal: If empty:** Do not reuse empty envelopes [wrappers] or cartridges. Do not puncture or incinerate empty cartridges. Place in trash or offer for recycling if available. **If cartridge is partly filled or for unused mats:** Call your local solid waste agency [or 1-800-CLEANUP] for disposal instructions. Never place unused mats down any indoor or outdoor drain.

{Promotional Item Language (when appliance is used as a promotional item):}

NWTF Logo National Wild Turkey Federation
Team Realtree Logo [America's Most Versatile Camo Pattern]
Realtree Hardwoods Green HD Logo

{The following directions will be used when mats are to be used in the appliance:}

For best results, allow 10 to 30 minutes, depending upon area, for product to take effect. This product works well in outdoor areas where there is minimal air movement, such as decks, porches, patios and yards. Use one appliance per each 225 square feet (an area 15' x 15') or 15 feet in diameter. Use more appliances in larger areas. Do not expose appliance or mats to rain. Do not contaminate food. Do not leave appliance unattended or use in windy conditions.

1. Remove one [product name] mat from wrapper. One mat lasts up to 4 hours. Mat turns from pale blue to white when active ingredient has been exhausted.
2. Make sure the 'ON/OFF' switch on the appliance is in the 'OFF' position. Insert the mat under the appliance's black grill. To change mats, slide the 'ON/OFF' switch to 'OFF' and allow the appliance to cool completely. Push the used mat out by inserting a fresh one.
3. Remove the appliance cover and butane cartridge cap.
4. Screw the cartridge into the opening of the appliance. Make sure the cartridge is fully inserted by turning it clockwise until it stops. Replace the appliance cover. One ThermaCELL[®] butane cartridge lasts up to 12 hours {11 gm.} [up to 28 hours {26 gm.}]. If your appliance fails to heat, it may be out of fuel. Check the fuel level by holding the appliance vertically and looking at the fuel gauge on the bottom. You can see the amount of butane in the cartridge. Replace if empty.
5. Slide the ON/OFF switch to the 'ON' position; the butane gas will begin to flow.
6. Wait approximately 5 to 10 seconds then depress the start button three to five times in rapid succession.
7. To verify the appliance is operating, pick it up and check the lens on the end of the appliance. The light at the end of the appliance glows when the appliance is heating. If the light is not glowing, check to make sure the appliance is 'ON' and cartridge is completely screwed into place; then once again depress the start button three to five times in rapid succession. Check to make sure the light is glowing.
8. Place the appliance on a flat, stable area, with the grill side facing up. Do not touch the grill; it will be hot after a couple of minutes. Some visible vapor will appear during use. This is normal and no cause for concern. When finished using the appliance, slide the 'ON/OFF' switch to the 'OFF' position, and allow the appliance to cool completely. Appliance is now ready for storage.

{Graphics and/or subtitles will be added to final printed labeling}

{The following directions will be used when mats are sold with or used in the compact appliance:}

For best results allow 10 to 30 minutes, depending upon area, for product to take effect. This product works well in outdoor areas where there is minimal air movement, such as decks, porches, patios and yards. Use one appliance per each 225 square feet (an area 15' x 15') or 15 feet in diameter. Use more appliances in larger areas. Do not expose appliance or mats to rain. Do not contaminate food. Do not leave appliance unattended or use in windy conditions. Match or lighter required to operate.

1. Remove one [product name] mat from wrapper. One mat lasts up to 4 hours. Mat turns from pale blue to white when active ingredient has been exhausted.
2. Insert the mat under the appliance's [black] grill. To change mats, unscrew the cartridge at least one full turn and verify that the light has stopped glowing then allow the appliance to cool completely. Push the used mat out by inserting a fresh one.
3. Remove the butane cartridge cap. One ThermaCELL[®] butane cartridge lasts up to 12 hours. If your appliance fails to heat, it may be out of fuel. Check the fuel level by holding the cartridge vertically and looking at the fuel level. You can see the amount of butane in the cartridge. Replace if empty.

- Slide the window on the end of the appliance open to expose the ignition port. Screw the cartridge into the opening of the appliance; the butane gas will begin to flow. Make sure the cartridge is fully inserted by turning it clockwise until it stops.
- Hold a lit match or lighter near the ignition port for 5 seconds or until a popping sound is heard. To verify the appliance is operating, pick it up and look into the ignition port. An orange light inside glows when the appliance is heating. If the light is not glowing, check to make sure the cartridge is completely screwed into place; then once again hold a lit match or lighter near the ignition port. Check to make sure the light is glowing. **Slide the window closed to cover the ignition port.**
- Place the appliance on a flat, stable area with the grill side facing up; **do not** place the appliance so that it is standing on the cartridge. Do not touch the grill; it will be hot after a couple of minutes. Some visible vapor will appear during use. This is normal and no cause for concern. When finished using the appliance, unscrew the cartridge at least one full turn and verify that the light has stopped glowing; allow the appliance to cool completely. Appliance is now ready for storage.

{Graphics and/or subtitles will be added to final printed labeling}

{The following directions will be used when mats are to be used in the lamp unit:}

For best results allow 10 to 30 minutes, depending upon area, for product to take effect. This product works well in outdoor areas where there is minimal air movement, such as decks, porches, patios and yards. It is great for camping. Use one lamp per each 225 square feet (an area 15' x 15') or 15' in diameter. Use more lamps in larger areas. Do not expose lamps or mats to rain. Do not contaminate food. Do not leave lamp unattended or use in windy conditions. [Features] adjustable lamp light. Automatic shut-off switch if lamp tips or is lifted. No messy wax [candles] to drip or spill. Lamp provides diffused [gentle] light as it repels mosquitoes, black flies, flying insects, bugs and biting flies. Provides up to 4 hours protection per mat. Simply turn lamp on, push the button and enjoy the outdoors in mosquito and bug-free comfort for hours.

At the highest setting each mat lasts up to 2 hours and each ThermaCELL[®] butane cartridge lasts up to 6 hours {11 gm.} [up to 14 hours {26 gm.}]. At the lowest setting each mat lasts up to 4 hours and each ThermaCELL[®] butane cartridge lasts up to 12 hours {11 gm.} [up to 28 hours {26 gm.}]. Mat turns from pale blue to white when repellent has been exhausted. Some visible vapor will appear during use. This is normal and no cause for concern.

- Remove one [product name] mat from wrapper.
- With globe in the OFF position, insert the mat under the grill at the top of the lamp.
- Remove the butane cartridge cap and screw cartridge into the opening of the lamp base by turning the cartridge clockwise until it stops. Make sure the cartridge is fully inserted.
- Place the lamp on a flat stable area. Rotate the globe clockwise to the maximum setting. [Slide the ON/OFF switch to the maximum setting.] The gas will begin to flow.
- Wait approximately 5 to 10 seconds then depress the start button three to five times in rapid succession.
- Verify the lamp is operating (lamp will glow). If the lamp fails to glow, check to make sure the lamp is turned on and the cartridge is fully inserted. Also check the cartridge's fuel level. If the fuel level in the cartridge is empty, turn lamp off and replace the cartridge, repeating steps 3 through 6.
- Adjust the light and the rate at which the repellent and butane are used by turning the globe [by sliding the ON/OFF switch].
- When finished using the lamp, rotate the globe [slide the ON/OFF switch] to the OFF position. Allow the lamp to completely cool before storing.
- To replace a used mat, turn off lamp and allow it to completely cool. Push the used mat out by inserting a fresh mat.

{Graphics and/or subtitles will be added to final printed labeling}

{The following directions will be used when mats are sold with or used in the mini lamp:}

For best results allow 10 to 30 minutes, depending upon area, for product to take effect. This product works well in outdoor areas where there is minimal air movement, such as decks, porches, patios and yards. It is great for camping. Use one lamp per 225 square feet (an area 15' x 15') or 15 feet in diameter. Use more lamps in larger areas. Do not expose lamps or mats to rain. Do not contaminate food. Do not leave lamp unattended or use in windy conditions. Automatic shut-off switch if lamp tips or is lifted. No messy wax [candles] to drip or spill. Lamp provides diffused [gentle] light as it repels mosquitoes, black flies, flying insects, bugs and biting flies. Provides up to 4 hours protection per mat. Simply screw in the cartridge, light the lamp with any match or lighter and enjoy the outdoors in mosquito- and bug-free comfort for hours. Match or lighter required to operate.

Each mat lasts up to 4 hours and each ThermaCELL[®] butane cartridge lasts up to 12 hours. Mat turns from pale blue to white when repellent has been exhausted. Some visible vapor will appear during use. This is normal and no cause for concern.

1. Remove one [product name] mat from wrapper.
2. Insert the mat under the grill at the top of the lamp.
3. Remove the butane cartridge cap and screw cartridge into the opening in the lamp base by turning the cartridge clockwise until it stops. The gas will begin to flow. Make sure the cartridge is fully inserted.
4. Place the lamp on a flat, stable area. Flip open the top of the lamp and hold a lit match or lighter near the white tube in the center of the globe. Verify the lamp is operating (lamp will glow), then close the top of the lamp. If the lamp fails to glow check to make sure the cartridge is fully inserted. Also check the cartridge's fuel level. If the fuel level in the cartridge is empty, replace the cartridge and repeat steps 3 and 4.
5. Do not touch the top of the lamp; it will be hot after a couple of minutes. If you have to re-light the lamp, make sure it has completely cooled before opening the top.
6. To move the lamp while it is operating, pick it up by the base while holding the button on the side of the base with your thumb. This will temporarily prevent the automatic shut-off switch from extinguishing the flame when you pick up the lamp.
7. When finished using the lamp, unscrew the cartridge at least one full turn and verify that the lamp is no longer glowing. Allow the lamp to completely cool before storing.
8. To replace a used mat, turn off lamp by unscrewing the cartridge and allow lamp to cool completely. Push the used mat out by inserting a fresh mat.

{Graphics and/or subtitles will be added to final printed labeling}

PRECAUTIONARY STATEMENTS

Hazards to Humans & Domestic Animals

CAUTION: Only for outdoor use as an insect repellent. Do not use indoors, in tents or any enclosed area. Harmful if inhaled. Avoid breathing vapors. Do not touch the grill while the appliance [lamp] is in use. The grill is hot while in use. Do not insert anything other than [product name] mats into the appliance [lamp].

First Aid

If Inhaled:	<ul style="list-style-type: none"> • Move person to fresh air. • If person is not breathing, call 911 or an ambulance, then give artificial respiration, preferably by mouth-to-mouth, if possible. • Call a poison control center or doctor for further treatment advice.
--------------------	-------------------------------------------------------------------------------------------------------------------------------------------------------------------------------------------------------------------------------------------------------------------------------------------------------------

Have the product container or label with you when calling a poison control center or doctor, or going for treatment. [You may also contact 1-800-xxx-xxxx for emergency medical treatment information.]

{Note: The first aid statements' grid format will be used if market label space permits; otherwise a paragraph format will be used.}

Physical and Chemical Hazards

Place appliance [lamp] on a flat, stable surface [with the grill facing upward]. Do not cover with any material while in use. Clean with a damp cloth only when the appliance [lamp] is cool and inactive. Cartridge contains flammable, pressurized butane. Do not use near fire or flame. Protect the butane cartridges from sunlight. Do not expose them to temperatures above 120°F (50°C). Do not pierce, break or incinerate butane cartridges, even after use. Butane cartridges other than ThermaCELL® cartridges will not work in this appliance [lamp]. Seller will not be held responsible for damage, injury or poor performance caused by use of other butane cartridges or repellent mats.

Environmental Hazards

This pesticide is highly toxic to fish. Do not apply directly to water. Drift from treated areas may be hazardous to organisms in adjacent aquatic sites.

{The following back/side panel format will be used when the refill mats/cartridges are to be used in the appliance, compact appliance, lamp, and/or mini lamp:}

Directions for Use

It is a violation of Federal law to use this product in a manner inconsistent with its labeling.

For best results allow 10 to 30 minutes, depending upon area, for product to take effect. Each mat lasts up to 4 hours and each cartridge lasts up to 12 {11 gm.} [28 {26 gm.}] hours. Mats turn from pale blue to white when repellent has been exhausted. Use one appliance/lamp for each 225 square feet or 15 feet in diameter. Use more appliances/lamps in larger areas. To change mats, make sure appliance/lamp is OFF and cool, then push used mat out by inserting a fresh one. Do not contaminate food. Do not leave appliance/lamp unattended or use in windy conditions. [Match or lighter required to operate.]

ThermaCELL® Mosquito Repellent	ThermaCELL® Mosquito Repellent Lamp
1. Remove one mat from wrapper.	1. Remove one mat from wrapper.
2. With appliance OFF and completely cool, insert mat under grill.	2. With lamp OFF and completely cool, insert mat under grill.
3. Remove appliance cover and butane cartridge cap. Screw cartridge into appliance and replace appliance	3. Remove butane cartridge cap and screw into lamp base opening. Place lamp on a flat, stable area.

- cover if provided.
4. **Full Size Appliance:** Switch appliance to ON, wait 5 to 10 seconds then depress START button 3 to 5 times in rapid succession. **Compact Appliance:** Slide open window covering ignition port. Hold lit match or lighter near ignition port. Slide window closed to cover ignition port.
 5. Verify appliance is heating; [orange] light at end of appliance will glow. Place appliance on a flat, stable area.
 6. **Full Size Appliance:** When finished using, turn appliance OFF. **Compact Appliance:** When finished using, unscrew cartridge.
 7. Allow appliance to completely cool and then store.
4. **Full Size Lamp:** Rotate globe [Slide switch] to MAX setting, wait 5 to 10 seconds then depress START button 3 to 5 times in rapid succession. **Mini Lamp:** Open lamp cover and hold a lit match or lighter near white tube in center. Close lamp cover.
 5. Verify lamp is operating; lamp will glow. For full size lamp, adjust light by turning globe [sliding switch].
 6. **Full Size Lamp:** When finished using lamp, rotate globe [slide switch] to OFF position. **Mini Lamp:** When finished using lamp, unscrew cartridge.
 7. Allow lamp to completely cool and then store.

Storage: Store unused mats in original packaging in a cool, dry place inaccessible to children and pets. Store unit and butane cartridges in a cool, dry place away from sources of heat. **Disposal: If empty:** Do not reuse empty envelopes [wrappers] or cartridges. Do not puncture or incinerate empty cartridges. Place in trash or offer for recycling if available. **If cartridge is partly filled or for unused mats:** Call your local solid waste agency [or 1-800-CLEANUP] for disposal instructions. Never place unused mats down any indoor or outdoor drain.

Precautionary Statements

Hazards to Humans & Domestic Animals

CAUTION: Only for outdoor use as an insect repellent. Do not use indoors, in tents or any enclosed area. Harmful if inhaled. Avoid breathing vapors. Do not touch the grill while the appliance/lamp is in use. The grill is hot while in use. Do not insert anything other than ThermaCELL[®] [Mosquito] Repellent mats into the appliance/lamp.

First Aid

If Inhaled: Move person to fresh air. If person is not breathing, call 911 or an ambulance, then give artificial respiration, preferably by mouth-to-mouth, if possible. Call a poison control center or doctor for further treatment advice. Have the product container or label with you when calling a poison control center or doctor, or going for treatment. [You may also contact 1-800-xxx-xxxx for emergency medical treatment information.]

Physical and Chemical Hazards

Place appliance/lamp on a flat, stable surface [with the grill facing upward]. Do not cover with any material while in use. Clean with a damp cloth only when the appliance/lamp is cool and inactive. Cartridge contains flammable, pressurized butane. Do not use near fire or flame. Protect the butane cartridges from sunlight. Do not expose them to temperatures above 120°F (50°C). Do not pierce, break or incinerate butane cartridges, even after use. Butane cartridges other than ThermaCELL[®] cartridges will not work in this appliance/lamp. Seller will not be held responsible for damage, injury or poor performance caused by use of other butane cartridges or repellent mats.

Environmental Hazards

This pesticide is highly toxic to fish. Do not apply directly to water. Drift from treated areas may be hazardous to organisms in adjacent aquatic sites.

[] Denotes alternate/optional verbiage

{ } Denotes verbiage not printed on market labeling

{Note: "Device" may be universally substituted for "appliance;" "mat slot area" may be universally substituted for "grill;" and "lantern" may be universally substituted for "lamp."}