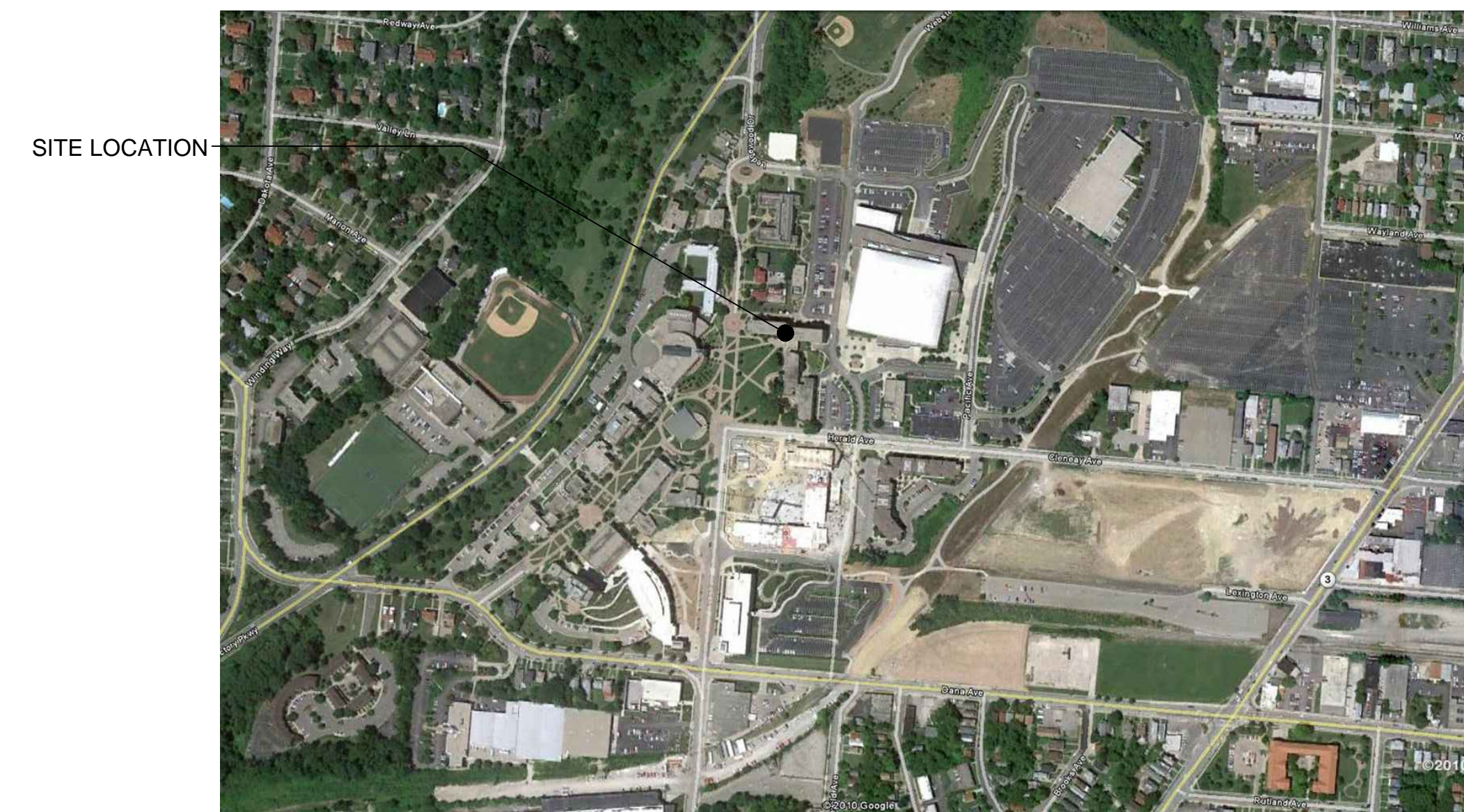
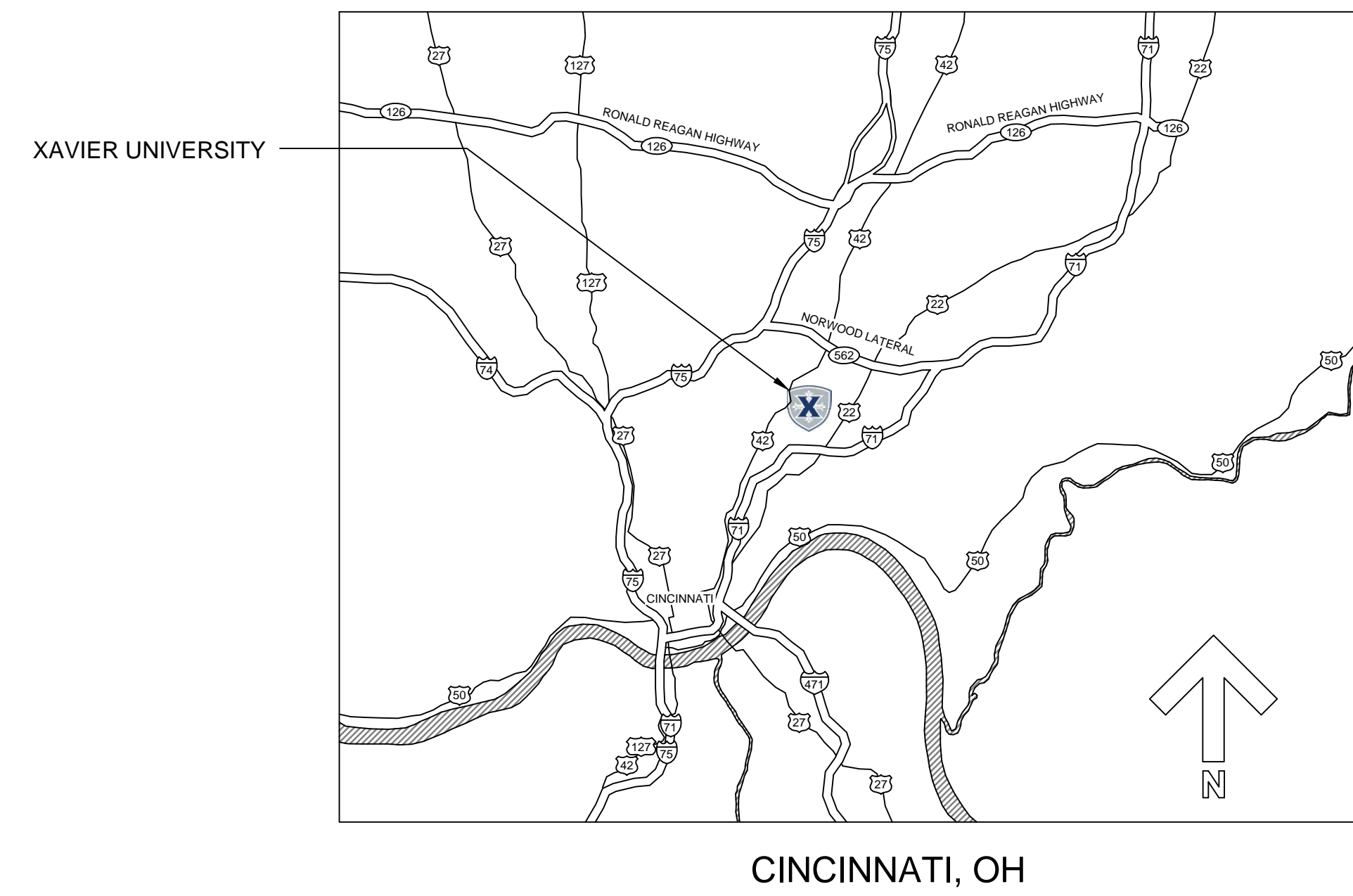


KUHLMAN HALL RENOVATION PHASE II

XAVIER UNIVERSITY
3824 LEDGEWOOD DRIVE
CINCINNATI, OHIO 45207



XAVIER UNIVERSITY CAMPUS

SHEET INDEX

SHEET NO.	SHEET TITLE
G001	COVER SHEET
G100	BID PACKAGE LAYOUTS
G101	BID PACKAGE LAYOUTS
LS100	LIFE SAFETY PLANS
LS101	LIFE SAFETY PLANS
A100D	DEMO GROUND FLOOR PLAN
A101D	DEMO FIRST FLOOR PLAN
A102D	DEMO SECOND FLOOR PLAN
A103D	DEMO THIRD FLOOR PLAN
A104D	DEMO FOURTH FLOOR PLAN
A105D	DEMO FIFTH FLOOR PLAN
A106D	DEMO SIXTH FLOOR PLAN
A100	NEW GROUND FLOOR PLAN
A101	NEW FIRST FLOOR PLAN
A102	NEW SECOND FLOOR PLAN
A103	NEW THIRD FLOOR PLAN
A104	NEW FOURTH FLOOR PLAN
A105	NEW FIFTH FLOOR PLAN
A106	NEW SIXTH FLOOR PLAN
A301	DORM & LOUNGE ENLARGED PLANS
A302	ENLARGED PLANS
A303	TYPICAL DORM ROOM INTERIOR ELEVATIONS
A304	LOUNGE INTERIOR ELEVATIONS
A305	INTERIOR ELEVATIONS
A306	INTERIOR ELEVATIONS
A307	WARDROBE ELEVATIONS AND SECTIONS
A308	WARDROBE REPAIR SCHEDULE

A309	WARDROBE REPAIR SCHEDULE
A400D	DEMO GROUND FLOOR CEILING PLAN
A401D	DEMO FIRST FLOOR CEILING PLAN
A402D	DEMO SECOND FLOOR CEILING PLAN
A403D	DEMO THIRD FLOOR CEILING PLAN
A404D	DEMO FOURTH FLOOR CEILING PLAN
A405D	DEMO FIFTH FLOOR CEILING PLAN
A406D	DEMO SIXTH FLOOR CEILING PLAN
A400	NEW GROUND FLOOR CEILING PLAN
A401	NEW FIRST FLOOR CEILING PLAN
A402	NEW SECOND FLOOR CEILING PLAN
A403	NEW THIRD FLOOR CEILING PLAN
A404	NEW FOURTH FLOOR CEILING PLAN
A405	NEW FIFTH FLOOR CEILING PLAN
A406	NEW SIXTH FLOOR CEILING PLAN
A501	CASEWORK SECTIONS
A601	DOOR SCHEDULE
A602	DOOR AND PARTITION SCHEDULE
A603	FINISH SCHEDULE AND DETAILS
A800	GROUND FLOOR FINISH PLAN
A801	FIRST FLOOR FINISH PLAN
A802	SECOND FLOOR FINISH PLAN
A803	TYPICAL FINISH PLAN FLOORS 3-6
A901	FURNITURE LAYOUTS
E000	ELECTRIC LEGEND
ED100	ELECTRIC DEMOLITION GROUND FLOOR
ED101	ELECTRIC DEMOLITION FIRST FLOOR
ED102	ELECTRIC DEMOLITION SECOND FLOOR
ED103	ELECTRIC DEMOLITION THIRD FLOOR
ED104	ELECTRIC DEMOLITION FOURTH FLOOR

ED105	ELECTRIC DEMOLITION FIFTH FLOOR
ED106	ELECTRIC DEMOLITION SIXTH FLOOR
E100	ELECTRIC GROUND FLOOR
E101	ELECTRIC FIRST FLOOR
E102	ELECTRIC SECOND FLOOR
E103	ELECTRIC THIRD FLOOR
E104	ELECTRIC FOURTH FLOOR
E105	ELECTRIC FIFTH FLOOR
E106	ELECTRIC SIXTH FLOOR
E200	ELECTRIC SCHEDULES
E201	ELECTRIC SCHEDULES
E300	ELECTRIC SINGLE LINE POWER DIAGRAM
HD100	HVAC DEMOLITION GROUND FLOOR
HD101	HVAC DEMOLITION FIRST FLOOR
HD102	HVAC DEMOLITION SECOND FLOOR
HD103	HVAC DEMOLITION THIRD FLOOR
HD104	HVAC DEMOLITION FOURTH FLOOR
HD105	HVAC DEMOLITION FIFTH FLOOR
HD106	HVAC DEMOLITION SIXTH FLOOR
HP100	HVAC NEW PIPING GROUND FLOOR
HP101	HVAC NEW PIPING FIRST FLOOR
HP102	HVAC NEW PIPING SECOND FLOOR
HP103	HVAC NEW PIPING THIRD FLOOR
HP104	HVAC NEW PIPING FOURTH FLOOR
HP105	HVAC NEW PIPING FIFTH FLOOR
HP106	HVAC NEW PIPING SIXTH FLOOR
HV100	HVAC NEW DUCTWORK GROUND FLOOR
HV101	HVAC NEW DUCTWORK FIRST FLOOR
HV102	HVAC NEW DUCTWORK SECOND FLOOR
HV103	HVAC NEW DUCTWORK THIRD FLOOR

HV104	HVAC NEW DUCTWORK FOURTH FLOOR
HV105	HVAC NEW DUCTWORK FIFTH FLOOR
HV106	HVAC NEW DUCTWORK SIXTH FLOOR
HV200	HVAC NEW DUCTWORK ROOF
HV300	HVAC SCHEDULES
HV301	HVAC SCHEDULES
HV302	HVAC SCHEDULES
HV303	HVAC SCHEDULES
HV304	HVAC SCHEDULES
HV305	HVAC SCHEDULES
HV306	HVAC SCHEDULES
PD100	PLUMBING DEMOLITION GROUND FLOOR
PD101	PLUMBING DEMOLITION FIRST FLOOR
PD102	PLUMBING DEMOLITION SECOND FLOOR
PD103	PLUMBING DEMOLITION THIRD FLOOR
PD104	PLUMBING DEMOLITION FOURTH FLOOR
PD105	PLUMBING DEMOLITION FIFTH FLOOR
PD106	PLUMBING DEMOLITION SIXTH FLOOR
PL100	PLUMBING GROUND FLOOR
PL101	PLUMBING FIRST FLOOR
PL102	PLUMBING SECOND FLOOR
PL103	PLUMBING THIRD FLOOR
PL104	PLUMBING FOURTH FLOOR
PL105	PLUMBING FIFTH FLOOR
PL106	PLUMBING SIXTH FLOOR
PL300	PLUMBING COLD WATER PIPING SCHEMATIC
PL301	PLUMBING HOT WATER PIPING SCHEMATIC

KUHLMAN HALL RENOVATION PHASE II

XAVIER UNIVERSITY
3824 LEDGEWOOD DRIVE
CINCINNATI, OHIO 45207



ISSUE	REVISION	DATE
2	FOR BIDDING AND PERMIT BULLETIN 1	3/14/2014
		4/25/2014

KOHR'S LÖNNEMANN HELL
ENGINEERS, P.C.
MECHANICAL/ELECTRICAL ENGINEERS
1210 ALEXANDRIA PKWY. ST. 11
25.000000, 83.000000 W1210
852-442-4400 FAX
852-442-4400 FAX

OFFICE OF PHYSICAL PLANT
XAVIER UNIVERSITY
3800 VICTORY PARKWAY
CINCINNATI, OH 45207
513-745-2037

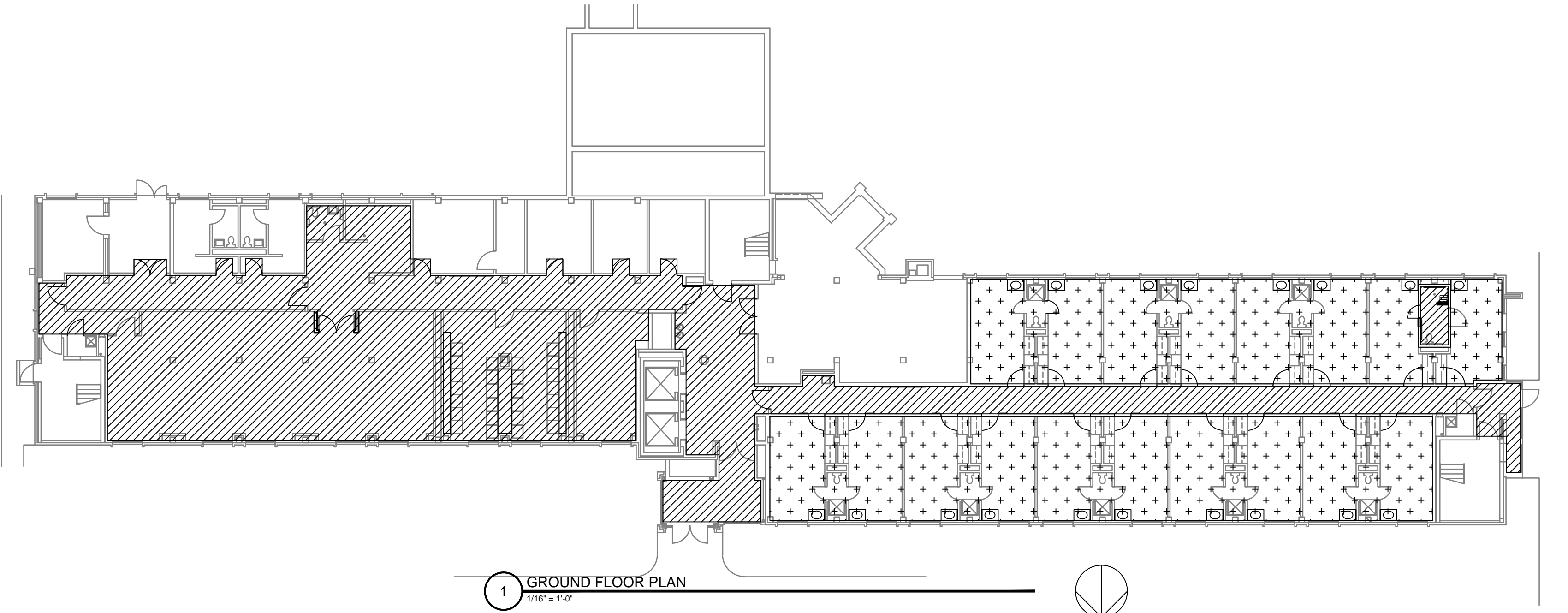


DRAWN BY: JK F
CHECKED BY: RE B

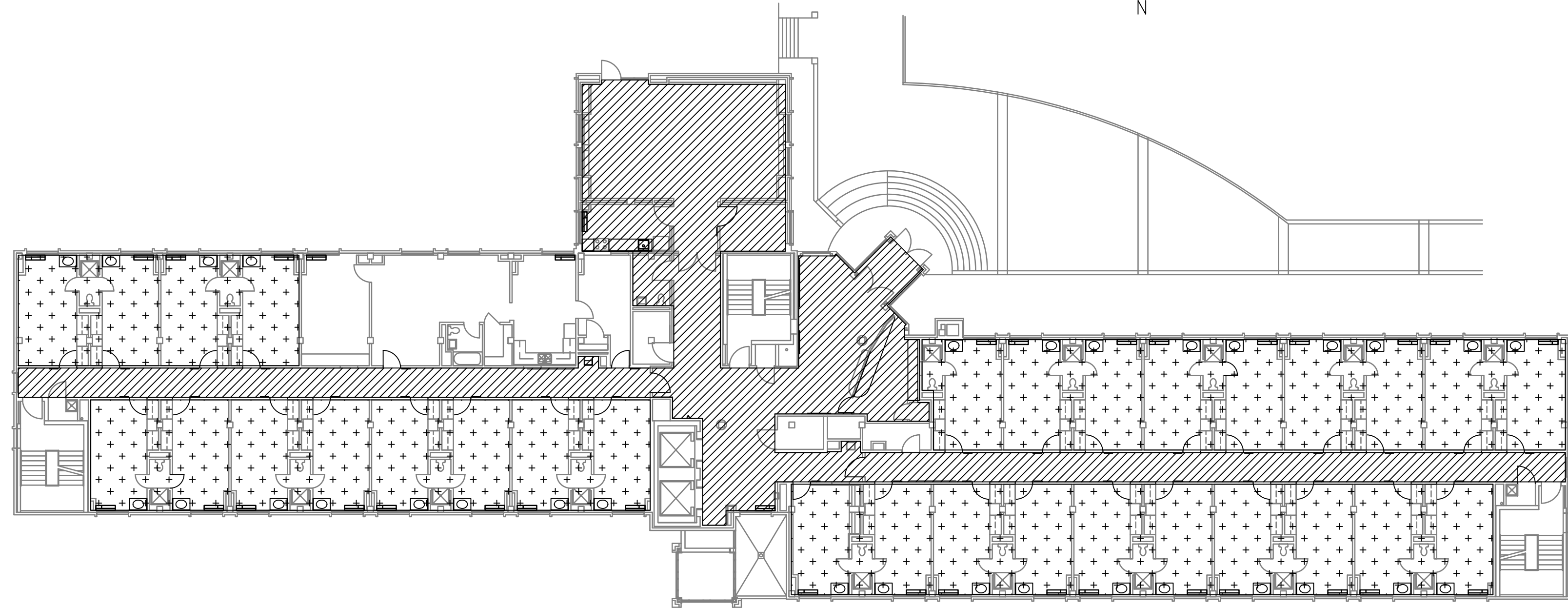
COVER SHEET

PROJECT NUMBER	911717
DATE	MARCH 14, 2014
SHEET NO.	G001

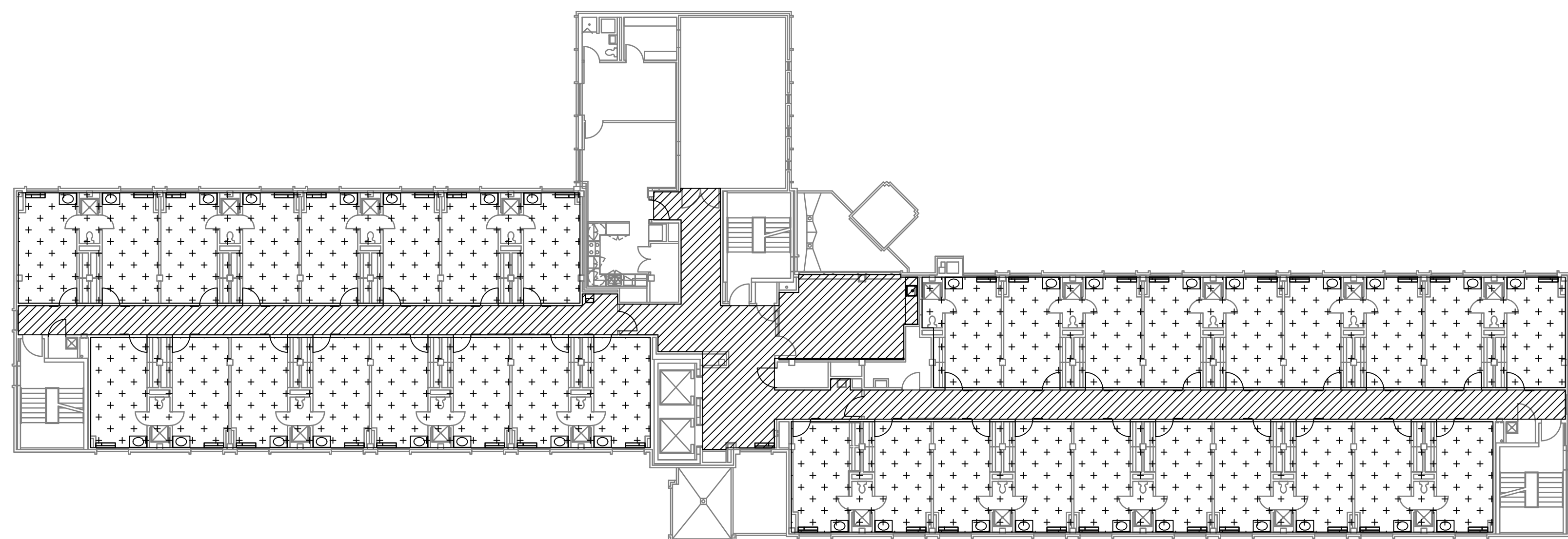
5/12/2014 1:21 PM R:\PLANT\DESIGN PROJECTS\KUHLMAN HALL\KUHLMAN HALL RENOVATION 2013\SHEETS\SG100 BID PACKAGE LAYOUTS.DWG





1 GROUND FLOOR PLAN
1/16" = 1'-0"



2 FIRST FLOOR PLAN
1/16" = 1'-0"



3 SECOND FLOOR PLAN
1/16" = 1'-0"

BID PACKAGES:
 BID PACKAGE COMMON SPACE
 BID PACKAGE DORM ROOMS

NOTE: EACH BID PACKAGE TO INCLUDE DOORS THAT SWING INTO THEM.

KUHLMAN HALL RENOVATION PHASE II

XAVIER UNIVERSITY
3824 LEDGEWOOD DRIVE
CINCINNATI, OHIO 45207



ISSUE	REVISION	FOR BIDDING AND PERMIT	DATE
1	ADDENDUM 1		3/14/2014
2	BULLETIN 1		3/28/2014
			4/25/2014

KOHRS LONEMANN HELL
ENGINEERS, P.C.
MECHANICAL/ELECTRICAL ENGINEERS
1210 ALEXANDER PARK, SU. 11
2510 TOWN CENTER DRIVE
CINCINNATI, OHIO 45215
513-442-4300
513-442-4302 FAX

124 BROWN STREET TWO MARIONA PLACE, ST. 200
CINCINNATI, OHIO 45219
513-251-9700
513-251-9702 FAX 513-251-2185 FAX

OFFICE OF PHYSICAL PLANT
XAVIER UNIVERSITY
3800 VICTORY PARKWAY
CINCINNATI, OH 45207
513-745-2037



DRAWN BY: JKFB
CHECKED BY: REB

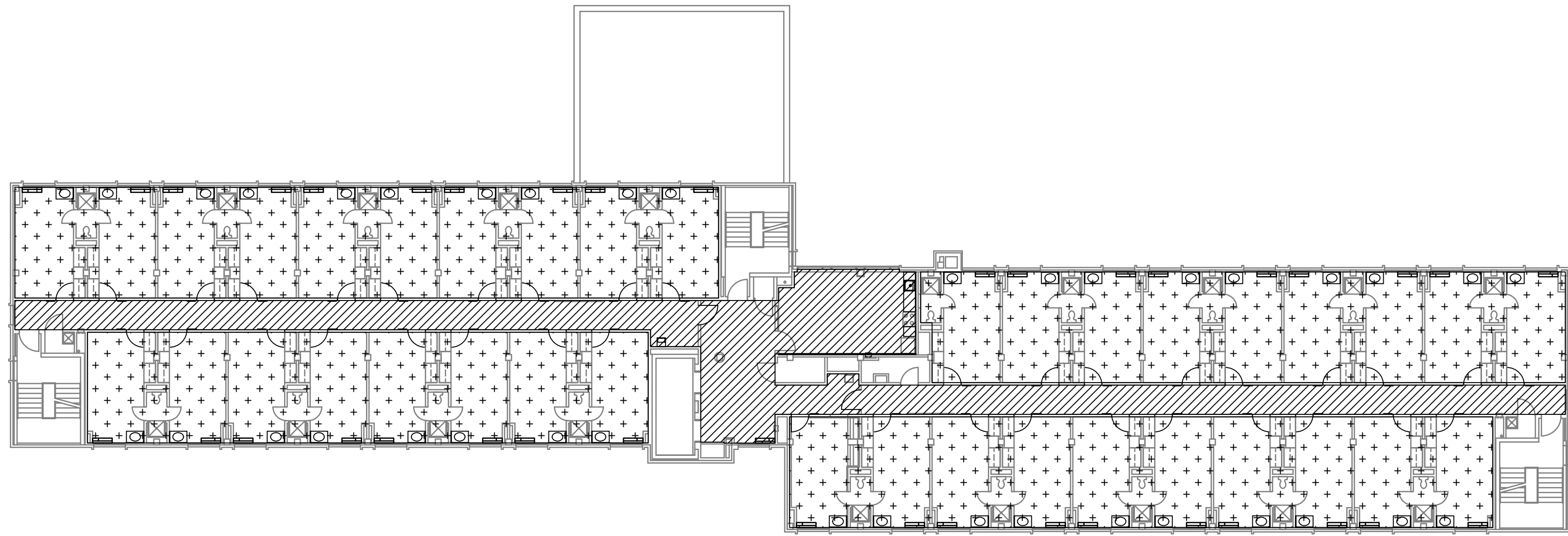
BID PACKAGE LAYOUTS

PROJECT NUMBER
911717

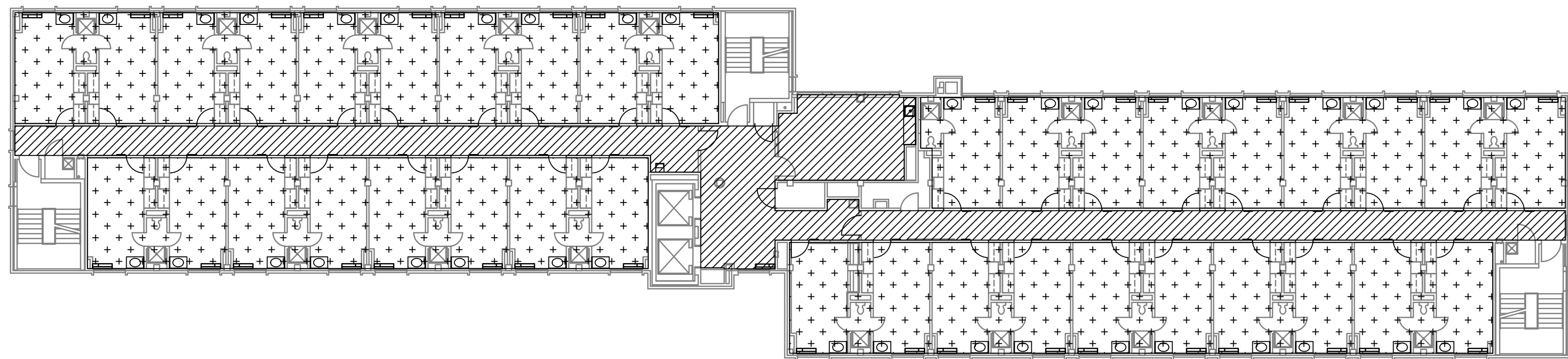
DATE
MARCH 14, 2014

SHEET NO.
G100

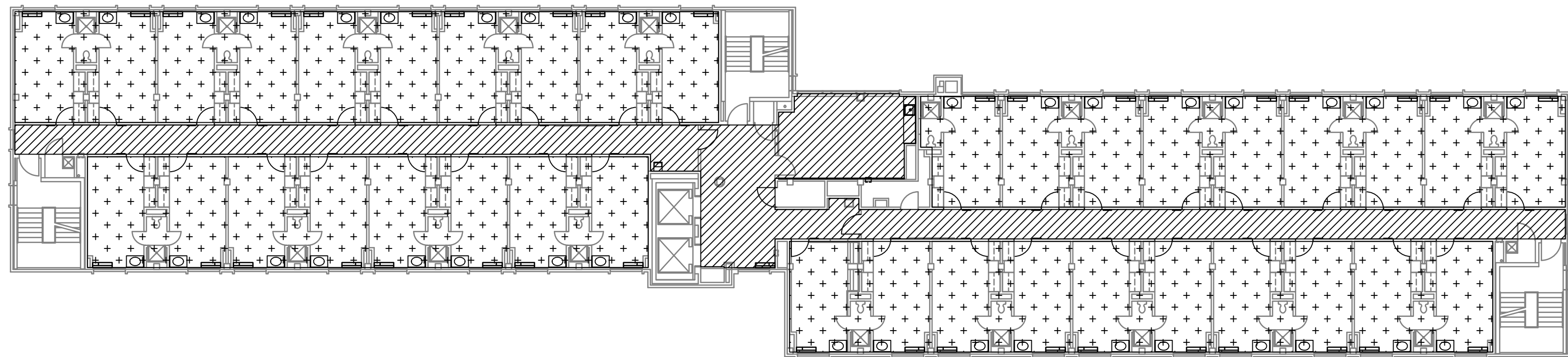
5/12/2014 1:21 PM R:\PLANT\DESIGN PROJECTS\KUHLMAN HALL\KUHLMAN HALL RENOVATION 2013\SHEETS\G101 BID PACKAGE LAYOUTS.DWG



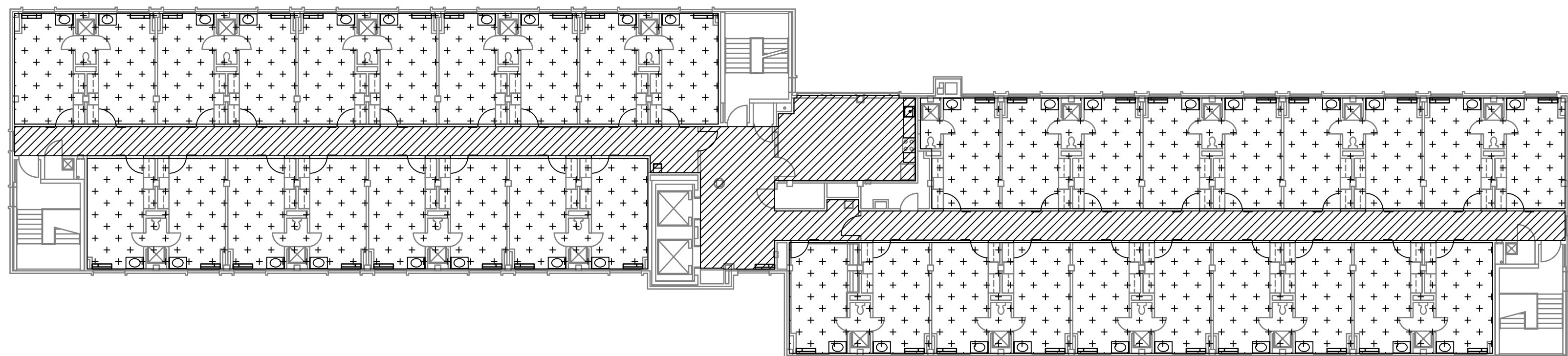
1 THIRD FLOOR PLAN
1/16" = 1'-0"
N



2 FOURTH FLOOR PLAN
1/16" = 1'-0"
N



3 FIFTH FLOOR PLAN
1/16" = 1'-0"
N



4 SIXTH FLOOR PLAN
1/16" = 1'-0"
N

- BID PACKAGES:**
- BID PACKAGE COMMON SPACE
 - BID PACKAGE DORM ROOMS

NOTE: EACH BID PACKAGE TO INCLUDE DOORS THAT SWING INTO THEM.

KUHLMAN HALL RENOVATION PHASE II

XAVIER UNIVERSITY
3824 LEDGEWOOD DRIVE
CINCINNATI, OHIO 45207




ISSUE	REVISION	FOR BIDDING AND PERMIT	DATE
1	ADDENDUM 1		3/14/2014
2	BULLETIN 1		3/28/2014
			4/25/2014

KOHRS LÖNNEMANN HELL
ENGINEERS, P.C.
MECHANICAL/ELECTRICAL ENGINEERS
1210 ALEXANDER PARK, SU. 11
25.00000, KENTUCKY 40526
606-442-4000
606-442-4000 FAX

124 BROWN STREET, TWO BRANCHES PLACE, ST. 200
MARTIN LUTHER KING JR. CENTER, OHIO 45221
513-251-9700
513-251-9702 FAX 513-251-2183 FAX

OFFICE OF PHYSICAL PLANT
XAVIER UNIVERSITY
3800 VICTORY PARKWAY
CINCINNATI, OH 45207
513-745-2037



RACHEL E. BIESIK, LICENSE #11710
EXPIRATION DATE: 12/31/2014

DRAWN BY: JKFB
CHECKED BY: REB

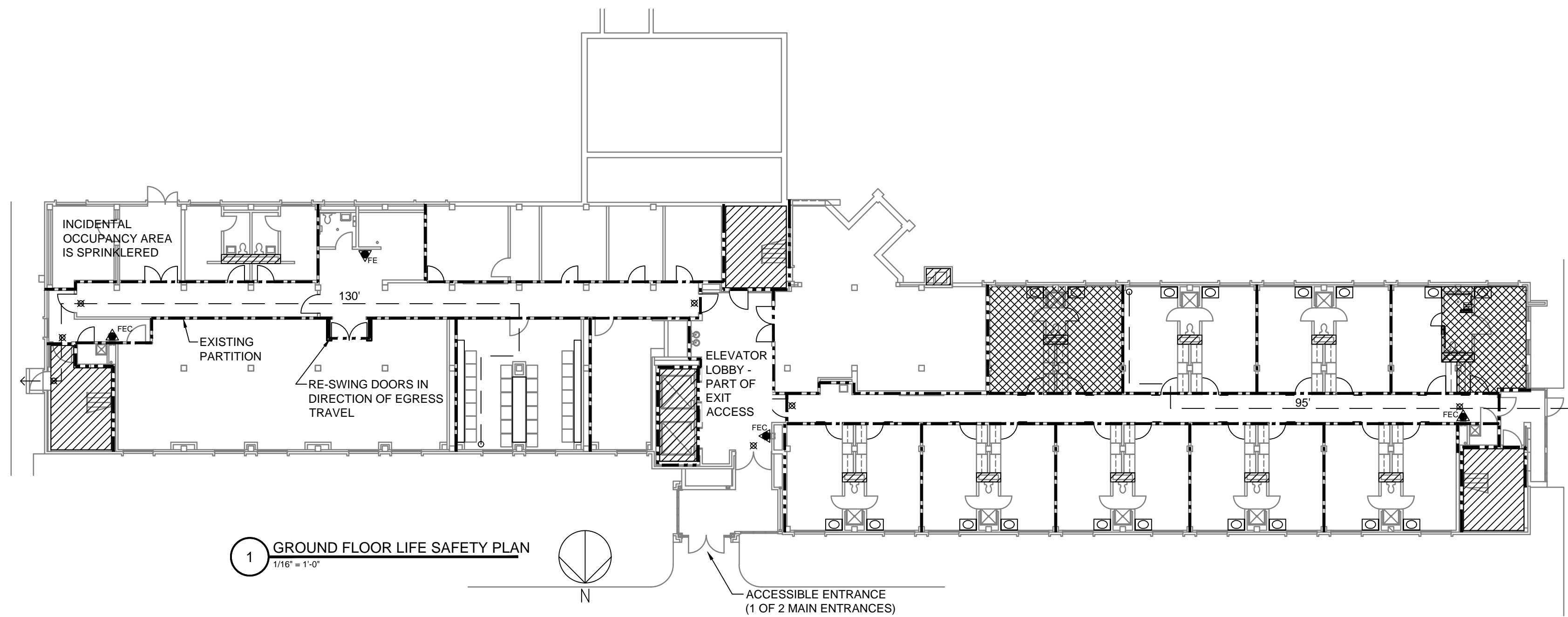
BID PACKAGE LAYOUTS

PROJECT NUMBER
911717

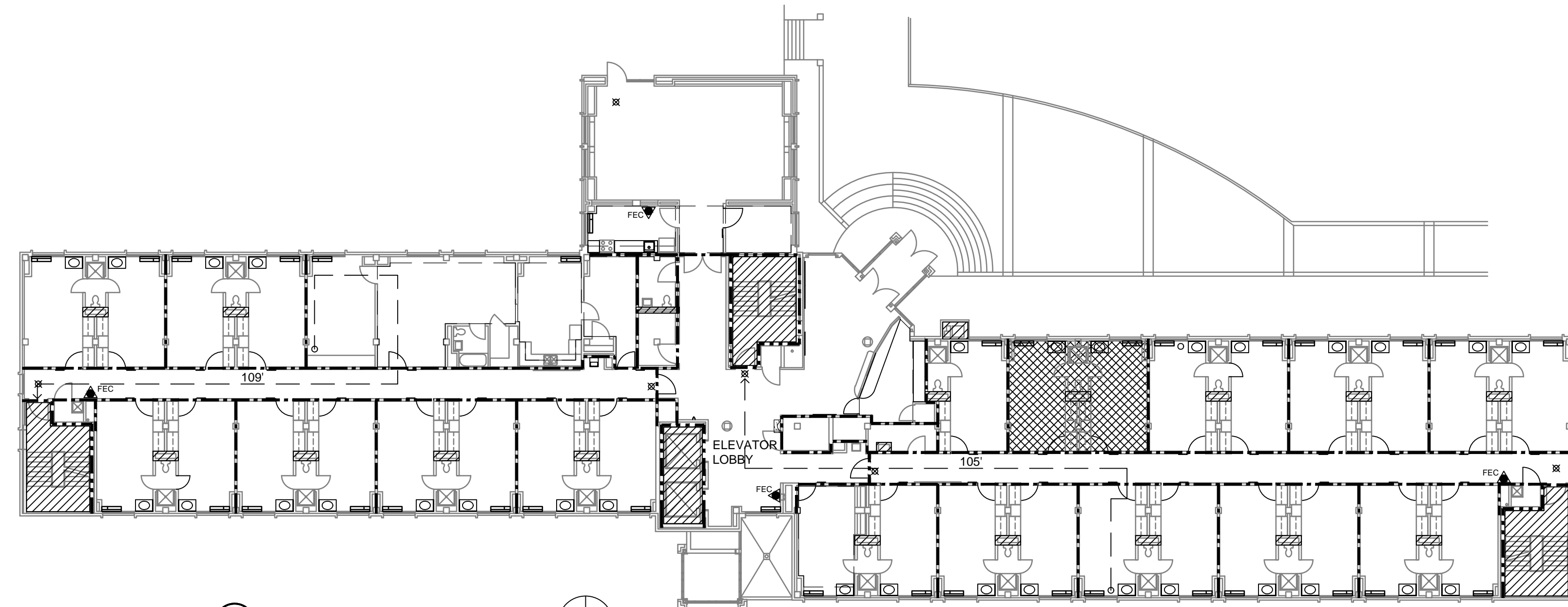
DATE
MARCH 14, 2014

SHEET NO.
G101

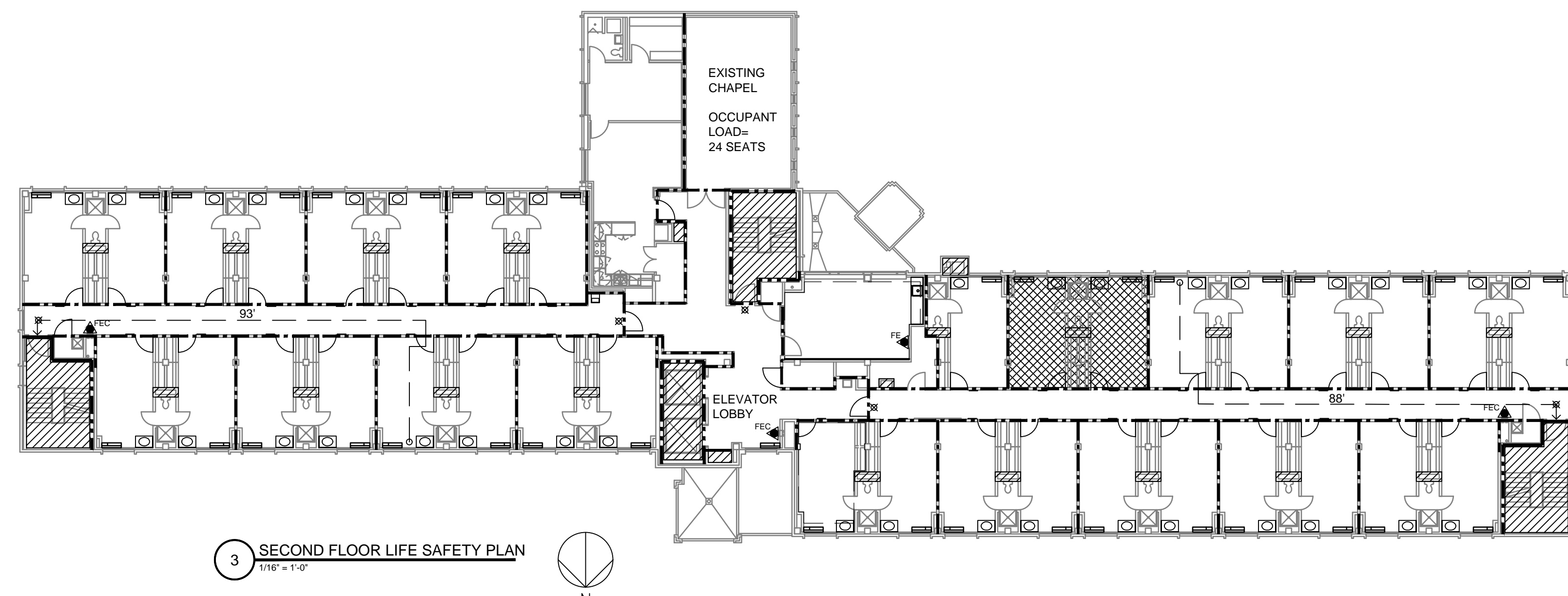
5/12/2014 1:21 PM R:\PLANT\DESIGN PROJECTS\KUHLMAN HALL\KUHLMAN HALL RENOVATION 2013\SHEETS\LS100 LIFE SAFETY PLANS.DWG



1 GROUND FLOOR LIFE SAFETY PLAN
1/16" = 1'-0"



2 FIRST FLOOR LIFE SAFETY PLAN
1/16" = 1'-0"



3 SECOND FLOOR LIFE SAFETY PLAN
1/16" = 1'-0"

CONSTRUCTION TYPE = 1B (NON-COMBUSTIBLE.)
 FLUSH BOLT HARDWARE IS SCHEDULED ONLY FOR DOORS THAT CURRENTLY HAVE FLUSH BOLTS.
 NEW DOORS AND FRAMES IN EXISTING MASONRY OPENINGS ARE TO BE REPLACED WITH DOORS AND FRAMES OF THE SAME CLEAR WIDTH AS THOSE THAT ARE BEING REMOVED (EXISTING CONDITION.)

- NOTE: ALL RATED WALLS AND SHAFTS ARE INDICATED ON PLANS. THESE WALLS ARE NOT BEING UPGRADED. ANY NEW WORK DONE TO THESE PARTITIONS SHALL BE RATED ACCORDINGLY.
- 1 HR FIRE-RATED PARTITION
 - - - 2 HR FIRE RATED BARRIER
 - ▨ 2 HR FIRE-RATED VERTICAL SHAFTS
 - ⊗ EXIT SIGN (EXISTING)
 - ▲ FE - FIRE EXTINGUISHER (EXISTING)
 - FEC - FIRE EXTINGUISHER CABINET (EXISTING)
 - EGRESS PATH
 - ▩ SPACES DESIGNATED FOR PARTIAL ADAAG UPGRADES

EXISTING CONDITIONS
 BUILDING IS NOT FULLY SPRINKLERED.
 USE GROUP - R-2
 EXISTING CORRIDOR FIRE PARTITIONS ARE 4" CONCRETE MASONRY UNITS FROM FLOOR TO DECK ABOVE.
 EXISTING FLOOR SLABS ARE 6" SOLID CONCRETE SLABS.
 IF EXISTING DOOR IS TO BE REPLACED WITH A NEW DOOR, EXISTING NON-FIRE RATED FRAMES SHALL BE FIELD LABELED BY A CERTIFIED TECHNICIAN.
 NEW FIRE DOOR ASSEMBLY (INCLUDING FRAME, DOOR, HARDWARE & ACCESSORIES) SHALL MEET REQTS OF OBC 2011.

FINISH REQUIREMENTS

INTERIOR WALL AND CEILING	
EXIT ENCLOSURES & EXIT PASSAGEWAYS	CLASS B
CORRIDORS	CLASS B
ROOMS & ENCLOSED SPACES	CLASS C
INTERIOR FLOOR	
EXIT ENCLOSURES, EXIT PASSAGEWAYS	CLASS II
CORRIDORS	CLASS II
ALL FLOOR FINISHES	DOCF-1 "PILL TEST"

- ADDAG IMPROVEMENTS**
- PATH OF TRAVEL IMPROVEMENTS:**
 ESTIMATED COST = 23% OF THE COST OF ALTERATIONS AFFECTING THE AREA OF PRIMARY FUNCTION (COST OF MAINTENANCE ITEMS IS NOT APPLICABLE.)
- COURTESY PHONE IN LOBBY WILL BE REMOUNTED AT ACCESSIBLE HEIGHT.
 - WHEELCHAIR ACCESSIBLE DRINKING FOUNTAINS WILL BE ADDED TO FLOORS 1-6. EXISTING DRINKING FOUNTAINS TO REMAIN ON THESE FLOORS ARE AT STANDING ACCESSIBLE HEIGHT.
 - ELEVATOR LOBBY DOORS WILL BE PUT ON MAGNETIC HOLD OPENS WHERE EXISTING DOORS DO NOT MEET MANEUVERING CLEARANCES.
 - COMMON USE TOILET ROOMS ON GROUND AND 1ST FLOOR: EXISTING MIRRORS TO BE REPLACED WITH NEW MIRRORS AT ACCESSIBLE HEIGHT. PAPER TOWEL DISPENSERS TO BE REMOUNTED AT ACCESSIBLE HEIGHT IF NECESSARY.

- ACCESSIBILITY IMPROVEMENTS in AREA OF PRIMARY FUNCTION:**
- DORM ROOM BATHROOM 018A TO RECEIVE PROPER LENGTH GRAB BAR, ACCESSIBLE SHOWER CONTROLS AND SHOWER SEAT.
 - SHARED KITCHEN SINKS AND COUNTERS ON FLOORS 1 - 4 TO BE REPLACED WITH ACCESSIBLE HEIGHT COUNTERS.


KUHLMAN HALL RENOVATION
PHASE II
 XAVIER UNIVERSITY
 3824 LEDGEWOOD DRIVE
 CINCINNATI, OHIO 45207



DATE	REVISION	FOR BIDDING AND PERMIT	ISSUE
3/14/2014			1
4/25/2014			2

KOHR'S LÖNNEMANN HELL
 ENGINEERS, P.C.
 MECHANICAL/ELECTRICAL ENGINEERS
 1210 ALEXANDRIA PARK, ST. 11
 45241 OHIO, CINCINNATI, OHIO 45241
 513-252-2100 FAX 513-252-2100
 WWW.KOHRSPRO.COM

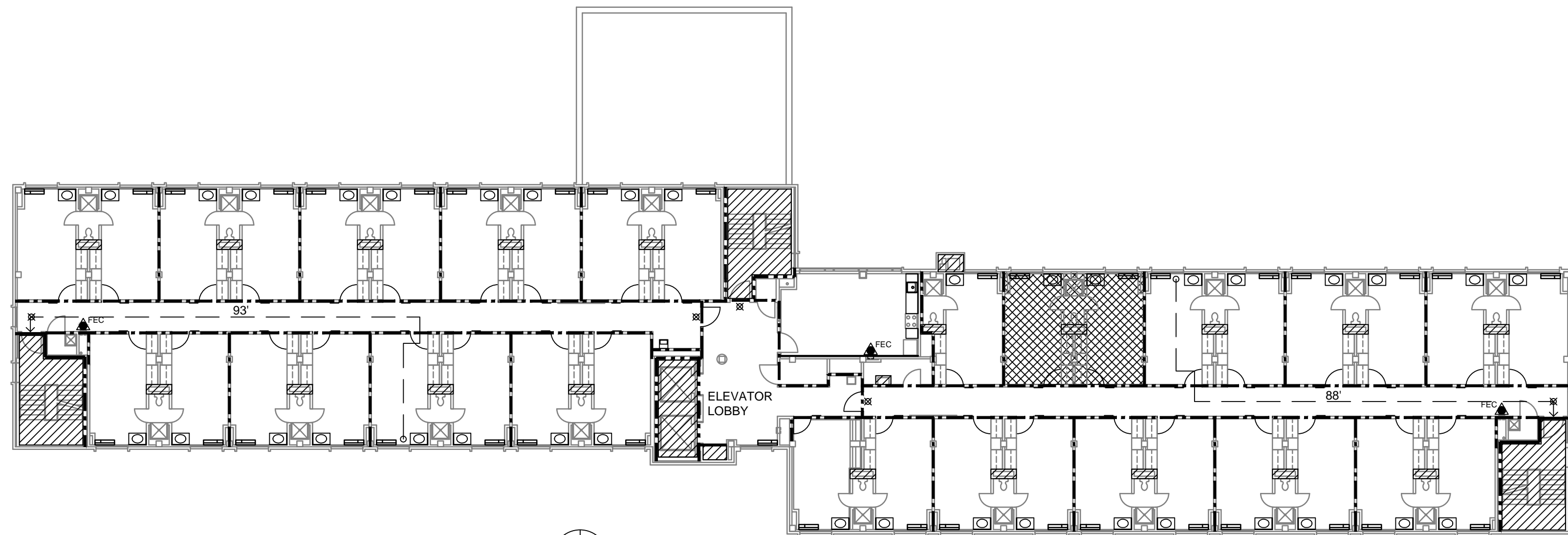
OFFICE OF PHYSICAL PLANT
 XAVIER UNIVERSITY
 3800 VICTORY PARKWAY
 CINCINNATI, OH 45207
 513-745-2037



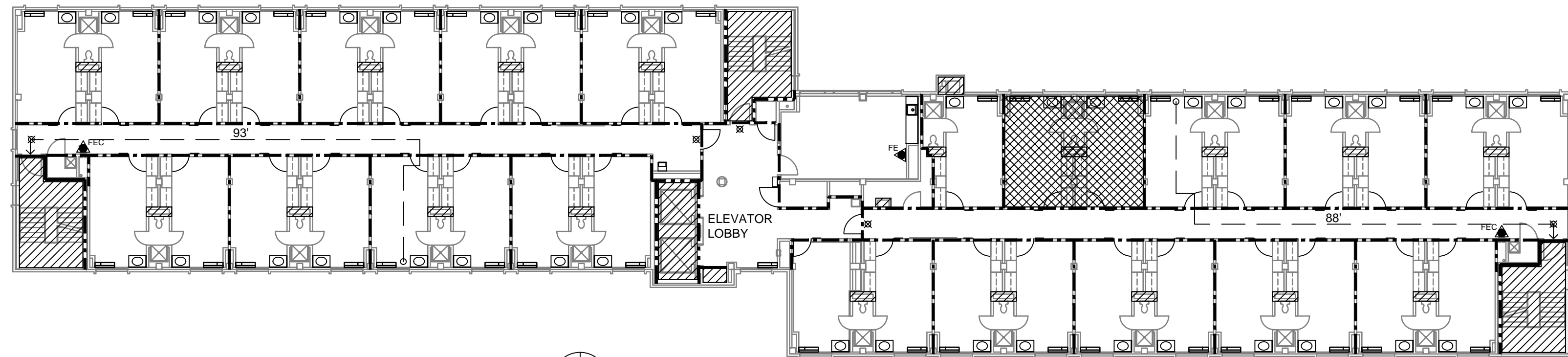
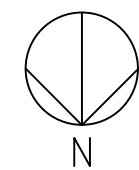
DRAWN BY: JKF
 CHECKED BY: REB

LIFE SAFETY PLANS

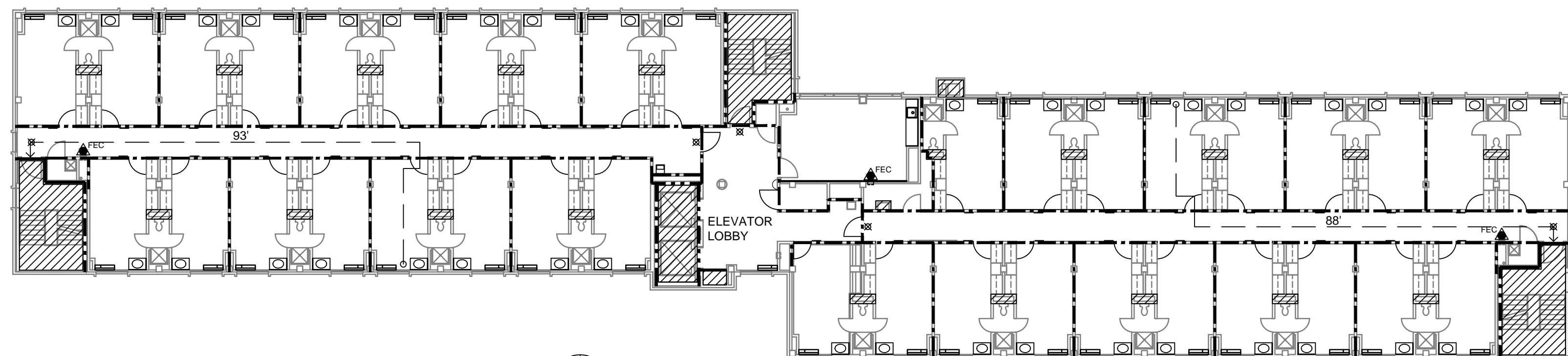
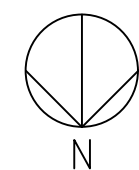
PROJECT NUMBER: 911717
 DATE: MARCH 14, 2014
 SHEET NO.: LS100



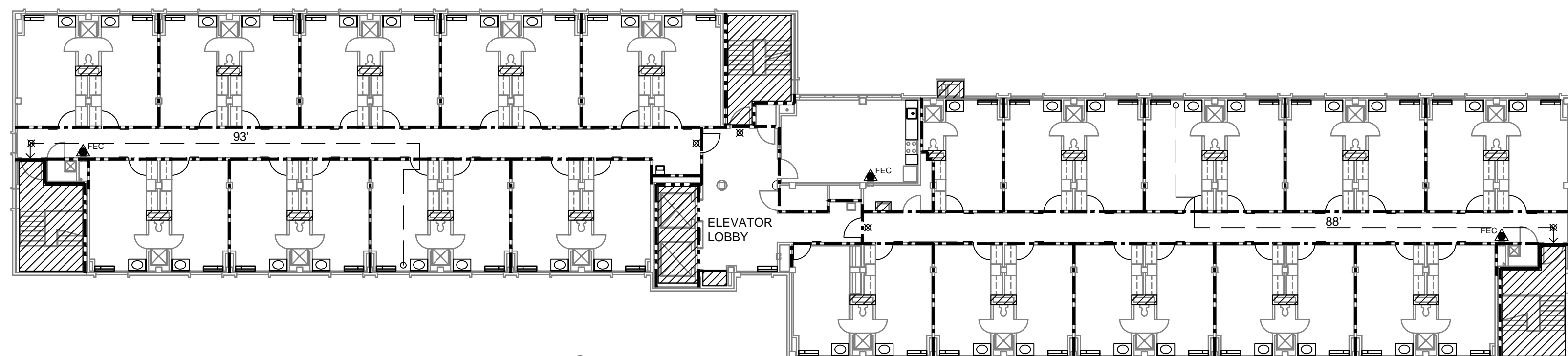
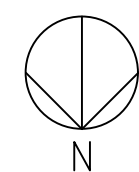
1 THIRD FLOOR LIFE SAFETY PLAN
1/16" = 1'-0"



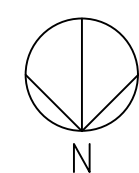
2 FOURTH FLOOR LIFE SAFETY PLAN
1/16" = 1'-0"



3 FIFTH FLOOR LIFE SAFETY PLAN
1/16" = 1'-0"



4 SIXTH FLOOR LIFE SAFETY PLAN
1/16" = 1'-0"



2

CONSTRUCTION TYPE = 1B (NON-COMBUSTIBLE.)

FLUSH BOLT HARDWARE IS SCHEDULED ONLY FOR DOORS THAT CURRENTLY HAVE FLUSH BOLTS.

NEW DOORS AND FRAMES IN EXISTING MASONRY OPENINGS ARE TO BE REPLACED WITH DOORS AND FRAMES OF THE SAME CLEAR WIDTH AS THOSE THAT ARE BEING REMOVED (EXISTING CONDITION.)

NOTE: ALL RATED WALLS AND SHAFTS ARE INDICATED ON PLANS. THESE WALLS ARE NOT BEING UPGRADED. ANY NEW WORK DONE TO THESE PARTITIONS SHALL BE RATED ACCORDINGLY.

- 1 HR FIRE-RATED PARTITION
- 2 HR FIRE RATED BARRIER
- ▨ 2 HR FIRE-RATED VERTICAL SHAFTS
- ⊗ EXIT SIGN (EXISTING)
- ▲ FE - FIRE EXTINGUISHER (EXISTING)
- ▲ FEC - FIRE EXTINGUISHER CABINET (EXISTING)
- → EGRESS PATH
- ▨ SPACES DESIGNATED FOR PARTIAL ADAAG UPGRADES

EXISTING CONDITIONS

BUILDING IS NOT FULLY SPRINKLERED.

USE GROUP = R-2

EXISTING CORRIDOR FIRE PARTITIONS ARE 4" CONCRETE MASONRY UNITS FROM FLOOR TO DECK ABOVE.

EXISTING FLOOR SLABS ARE 6" SOLID CONCRETE SLABS.

IF EXISTING DOOR IS TO BE REPLACED WITH A NEW DOOR, EXISTING NON-FIRE RATED FRAMES SHALL BE FIELD LABELED BY A CERTIFIED TECHNICIAN.

NEW FIRE DOOR ASSEMBLY (INCLUDING FRAME, DOOR, HARDWARE & ACCESSORIES) SHALL MEET REQTS OF OBC 2011.

FINISH REQUIREMENTS

- INTERIOR WALL AND CEILING**
- EXIT ENCLOSURES & EXIT PASSAGEWAYS CLASS B
 - CORRIDORS CLASS B
 - ROOMS & ENCLOSED SPACES CLASS C
- INTERIOR FLOOR**
- EXIT ENCLOSURES, EXIT PASSAGEWAYS CLASS II
 - CORRIDORS CLASS II
 - ALL FLOOR FINISHES DOCCF-1 *PILL TEST*

ADDAG IMPROVEMENTS

PATH OF TRAVEL IMPROVEMENTS:
ESTIMATED COST = 23% OF THE COST OF ALTERATIONS AFFECTING THE AREA OF PRIMARY FUNCTION (COST OF MAINTENANCE ITEMS IS NOT APPLICABLE.)

1. COURTESY PHONE IN LOBBY WILL BE REMOUNTED AT ACCESSIBLE HEIGHT.
2. WHEELCHAIR ACCESSIBLE DRINKING FOUNTAINS WILL BE ADDED TO FLOORS 1-6. EXISTING DRINKING FOUNTAINS TO REMAIN ON THESE FLOORS ARE AT STANDING ACCESSIBLE HEIGHT.
3. ELEVATOR LOBBY DOORS WILL BE PUT ON MAGNETIC HOLD OPENS WHERE EXISTING DOORS DO NOT MEET MANEUVERING CLEARANCES.
4. COMMON USE TOILET ROOMS ON GROUND AND 1ST FLOOR. EXISTING MIRRORS TO BE REPLACED WITH NEW MIRRORS AT ACCESSIBLE HEIGHT. PAPER TOWEL DISPENSERS TO BE REMOUNTED AT ACCESSIBLE HEIGHT IF NECESSARY.

ACCESSIBILITY IMPROVEMENTS IN AREA OF PRIMARY FUNCTION:

1. DORM ROOM BATHROOM 018A TO RECEIVE PROPER LENGTH GRAB BAR, ACCESSIBLE SHOWER CONTROLS AND SHOWER SEAT.
2. SHARED KITCHEN SINKS AND COUNTERS ON FLOORS 1 - 4 TO BE REPLACED WITH ACCESSIBLE HEIGHT COUNTERS.


KUHLMAN HALL RENOVATION
PHASE II
XAVIER UNIVERSITY
3824 LEDGEWOOD DRIVE
CINCINNATI, OHIO 45207



DATE	REVISION	FOR BIDDING AND PERMIT	ISSUE
3/14/2014			
4/25/2014			
		BULLETIN 1	
			2

KOHR'S LONEMANN HELL
ENGINEERS, P.C.
MECHANICAL/ELECTRICAL ENGINEERS
1210 ALEXANDRIA PARK, ST. LY.
CINCINNATI, OHIO 45241
954-222-1100 FAX
954-222-1100 FAX

OFFICE OF PHYSICAL PLANT
XAVIER UNIVERSITY
3800 VICTORY PARKWAY
CINCINNATI, OH 45207
513-745-2037



RACHEL E. BIESIK, LICENSE #11710
EXPIRATION DATE: 12/31/2014

DRAWN BY: JKFB CHECKED BY: REB

LIFE SAFETY PLANS

PROJECT NUMBER
911717

DATE
MARCH 14, 2014

SHEET NO.
LS101

5/12/2014 1:22 PM R:\PLANT\DESIGN PROJECTS\KUHLMAN HALL\KUHLMAN HALL RENOVATION 2013\SHEETS\A1000 DEMO GROUND FLOOR PLAN.DWG



1 DEMO GROUND FLOOR PLAN
1/8" = 1'-0"

1 A301 TYPICAL AT ALL DORM ROOMS

DEMOLITION FLOOR PLAN NOTES

- A. DEMO ALL VANITIES AND SINKS IN ALL DORM ROOMS.
- B. REMOVE ALL EXISTING SIGNAGE OR DECALS WITH ADHESIVE FOR ALL FIRE EXTINGUISHER CABINETS. PREPARE SURFACE OF CABINET FOR INSTALLATION OF NEW DECAL. REFER TO LS-SERIES DRAWINGS FOR ALL FIRE EXTINGUISHER CABINET LOCATIONS.
- C. DOORS SHOWN DASHED INDICATE DOORS AND/OR FRAMES TO BE REMOVED OR RELOCATED. SEE DOOR SCHEDULE A601 FOR DOOR SCHEDULE NOTES AND EXTENT OF DOORS, FRAMES, AND HARDWARE TO BE REUSED.
- D. DEMO EXISTING FLOORING FINISHES AND BASE IN PREPARATION OF NEW FINISHES. SEE FINISH SCHEDULE A603 FOR LOCATIONS OF NEW FINISHES.

DEMOLITION FLOOR PLAN KEYNOTES

- 1. REMOVE EXISTING CARPET WALL COVERING. PREPARE SUBSTRATE FOR NEW FINISHES.
- 2. DEMO CASEWORK AS SHOWN.
- 3. DEMO FIBERGLASS FAUX PILASTER AND SOFFIT. PREPARE WALL BEHIND FOR NEW FINISHES. PREPARE FLOOR FOR NEW FINISHES.
- 4. DEMO CORNER GUARDS.
- 5. DEMO BLOCKING AND TOWEL BAR AT LAVATORY. PREPARE WALL FOR NEW FINISHES.

KUHLMAN HALL RENOVATION PHASE II


XAVIER UNIVERSITY
3824 LEDGEWOOD DRIVE
CINCINNATI, OHIO 45207



ISSUE	REVISION	DATE
1	FOR BIDDING AND PERMIT	3/14/2014
2	ADDENDUM 1	3/28/2014
3	BULLETIN 1	4/25/2014

KOHRS LÖNNEMANN HELL
ENGINEERS, P.C.
MECHANICAL/ELECTRICAL ENGINEERS
1510 ALEXANDRIA PKWY. ST. 11
CINCINNATI, OHIO 45240
513-252-3300 FAX
513-252-3302 FAX

OFFICE OF PHYSICAL PLANT
XAVIER UNIVERSITY
3800 VICTORY PARKWAY
CINCINNATI, OH 45207
513-745-2037

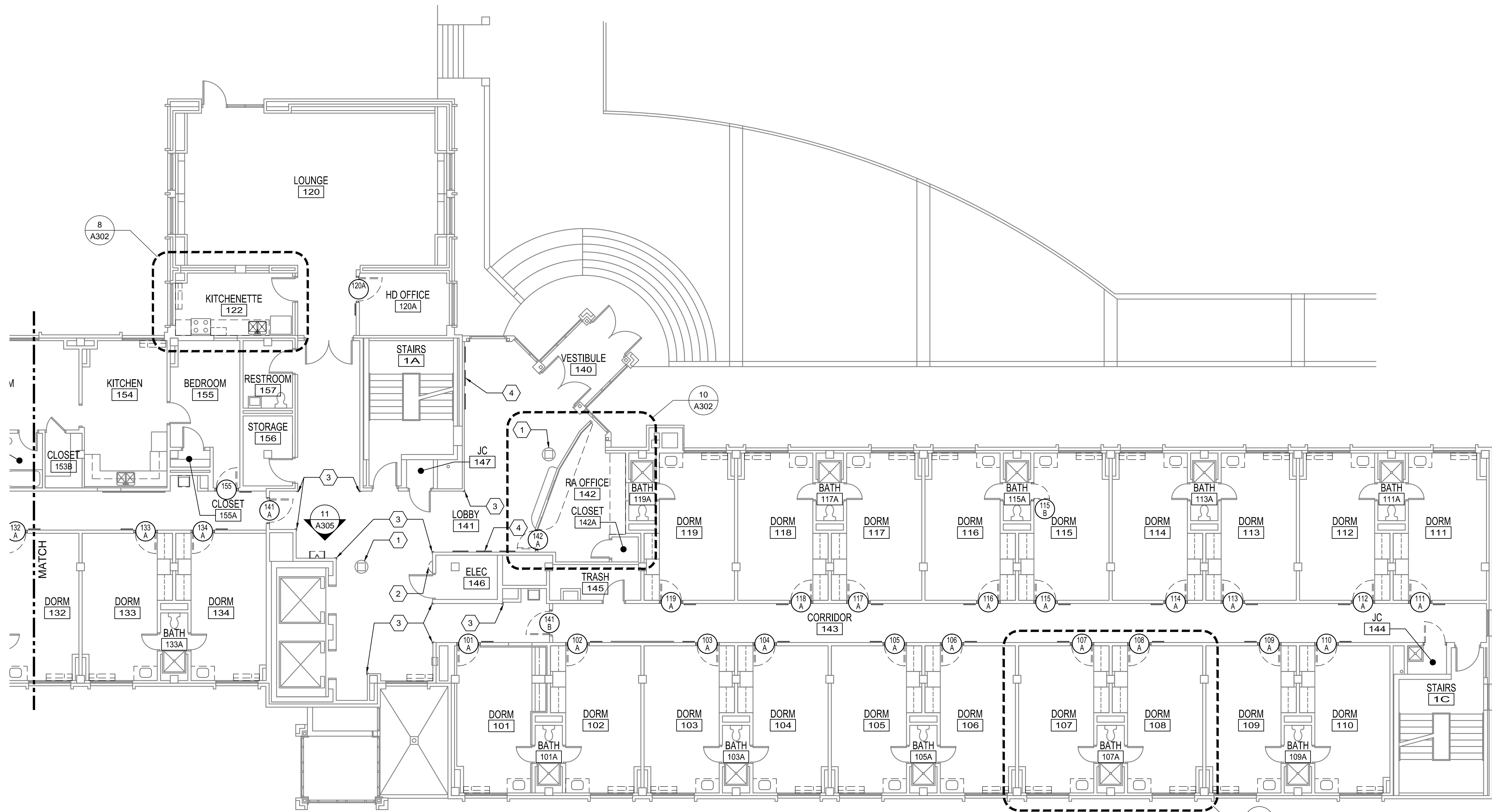
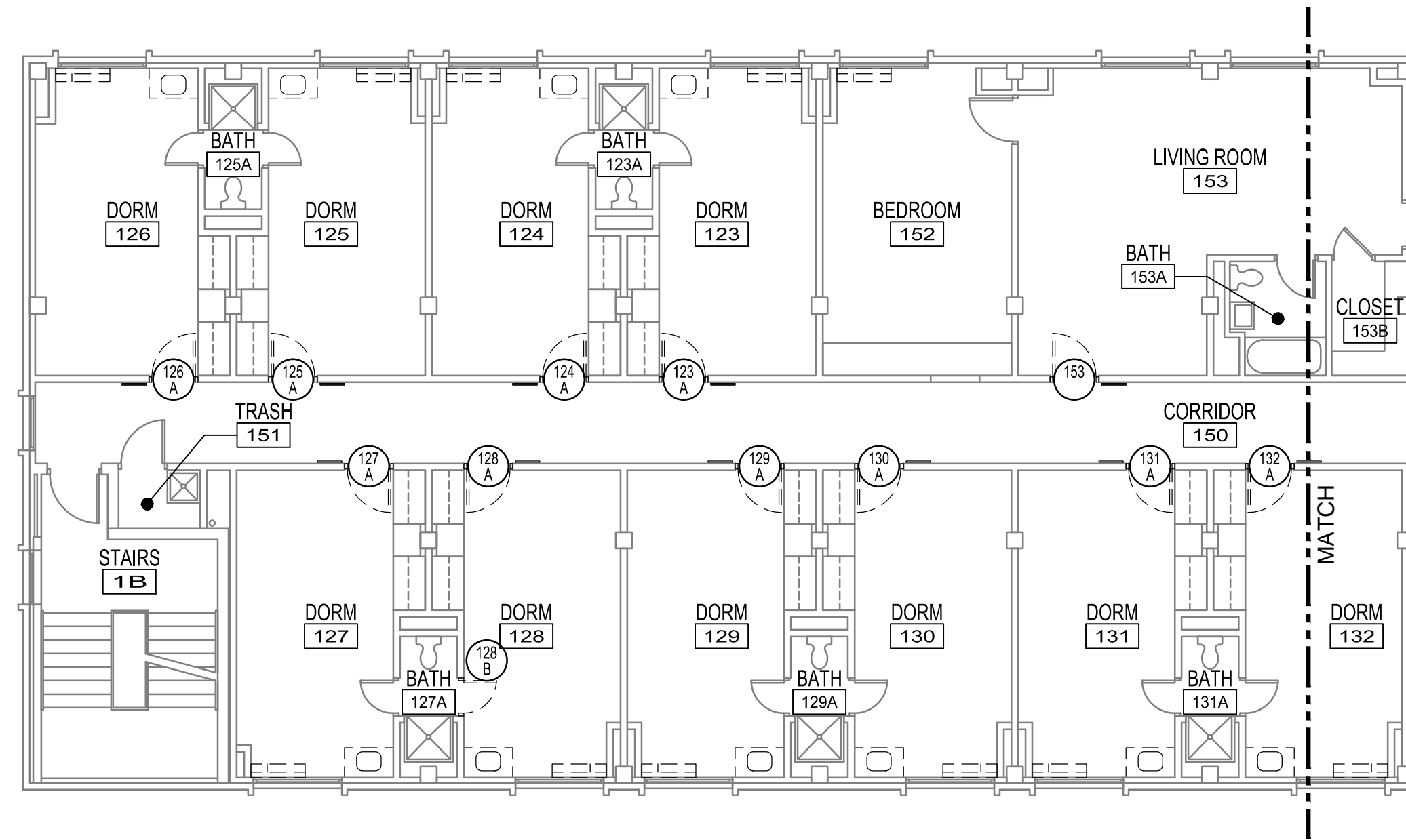


DRAWN BY: JKF
CHECKED BY: REB

DEMO GROUND FLOOR PLAN

PROJECT NUMBER
911717
DATE
MARCH 14, 2014
SHEET NO.
A100D

5/12/2014 1:22 PM R:\PLANT\DESIGN PROJECTS\KUHLMAN HALL\KUHLMAN HALL RENOVATION 2013\SHEETS\A1010 DEMO FIRST FLOOR PLAN.DWG



1 DEMO FIRST FLOOR PLAN
1/8" = 1'-0"

1 A301 TYPICAL AT ALL DORM ROOMS

- DEMOLITION FLOOR PLAN NOTES**
- DEMOS ALL VANITIES AND SINKS IN ALL DORM ROOMS.
 - REMOVE ALL EXISTING SIGNAGE OR DECALS WITH ADHESIVE FOR ALL FIRE EXTINGUISHER CABINETS. PREPARE SURFACE OF CABINET FOR INSTALLATION OF NEW DECAL. REFER TO LS-SERIES DRAWINGS FOR ALL FIRE EXTINGUISHER CABINET LOCATIONS.
 - DOORS SHOWN DASHED INDICATE DOORS AND/OR FRAMES TO BE REMOVED OR RELOCATED. SEE DOOR SCHEDULE A601 FOR DOOR SCHEDULE NOTES AND EXTENT OF DOORS, FRAMES, AND HARDWARE TO BE REUSED.
 - DEMOS EXISTING FLOORING FINISHES AND BASE IN PREPARATION OF NEW FINISHES. SEE FINISH SCHEDULE A603 FOR LOCATIONS OF NEW FINISHES.
- DEMOLITION FLOOR PLAN KEYNOTES**
- REMOVE EXISTING CARPET WALL COVERING. PREPARE SUBSTRATE FOR NEW FINISHES.
 - DEMOS FIBERGLASS FAUX PILASTER AND SOFFIT. PREPARE WALL BEHIND FOR NEW FINISHES. PREPARE FLOOR FOR NEW FINISHES.
 - DEMOS CORNER GUARDS.
 - REMOVE BULLETIN BOARD. RETURN TO OWNER.

KUHLMAN HALL RENOVATION PHASE II


XAVIER UNIVERSITY
3824 LEDGEWOOD DRIVE
CINCINNATI, OHIO 45207



DATE	REVISION	FOR BIDDING AND PERMIT
3/14/2014		
3/28/2014	ADDENDUM 1	
4/25/2014	BULLETIN 1	

KOHR'S LÖNNEMANN HELL
ENGINEERS, P.C.
MECHANICAL/ELECTRICAL ENGINEERS
1210 ALEXANDRIA PKWY. ST. 11
CINCINNATI, OHIO 45240
513-252-1100 FAX 513-252-1101
WWW.KLHE.COM

OFFICE OF PHYSICAL PLANT
XAVIER UNIVERSITY
3800 VICTORY PARKWAY
CINCINNATI, OH 45207
513-745-2037



DRAWN BY: JKF
CHECKED BY: REB

DEMOS FIRST FLOOR PLAN

PROJECT NUMBER: 911717
DATE: MARCH 14, 2014
SHEET NO.: A101D

5/12/2014 1:22 PM R:\PLANT\DESIGN PROJECTS\KUHLMAN HALL\KUHLMAN HALL RENOVATION 2013\SHEETS\A102D DEMO SECOND FLOOR PLAN.DWG



1 DEMO SECOND FLOOR PLAN
1/8" = 1'-0"

1 A301 TYPICAL AT ALL DORM ROOMS

- DEMOLITION FLOOR PLAN NOTES**
- A. DEMO ALL VANITIES AND SINKS IN ALL DORM ROOMS.
 - B. NOT USED.
 - C. REMOVE ALL EXISTING SIGNAGE OR DECALS WITH ADHESIVE FOR ALL FIRE EXTINGUISHER CABINETS. PREPARE SURFACE OF CABINET FOR INSTALLATION OF NEW DECAL. REFER TO LS-SERIES DRAWINGS FOR ALL FIRE EXTINGUISHER CABINET LOCATIONS.
 - D. DOORS SHOWN DASHED INDICATE DOORS AND/OR FRAMES TO BE REMOVED OR RELOCATED. SEE DOOR SCHEDULE A601 FOR DOOR SCHEDULE NOTES AND EXTENT OF DOORS, FRAMES, AND HARDWARE TO BE REUSED.
 - E. DEMO EXISTING FLOORING FINISHES AND BASE IN PREPARATION OF NEW FINISHES. SEE FINISH SCHEDULE A603 FOR LOCATIONS OF NEW FINISHES.
- DEMOLITION FLOOR PLAN KEYNOTES**
- 1. NOT USED.
 - 2. DEMO CORNER GUARDS.

KUHLMAN HALL RENOVATION PHASE II

XAVIER UNIVERSITY
3824 LEDGEWOOD DRIVE
CINCINNATI, OHIO 45207



DATE	REVISION	FOR BIDDING AND PERMIT
3/14/2014		
3/28/2014	ADDENDUM 1	
4/25/2014	BULLETIN 1	

KOHR'S LÖNNEMANN HELL
ENGINEERS, P.C.
MECHANICAL/ELECTRICAL ENGINEERS
1130 ALEXANDER PARK, ST. 11
21.00000, KENTON, OHIO 45127
513-442-4000
513-442-4000 FAX
124 BROWN STREET, 3RD FLOOR, CINCINNATI, OHIO 45221
513-251-3700
513-251-3700 FAX 513-251-3185 FAX

OFFICE OF PHYSICAL PLANT
XAVIER UNIVERSITY
3800 VICTORY PARKWAY
CINCINNATI, OH 45207
513-745-2037

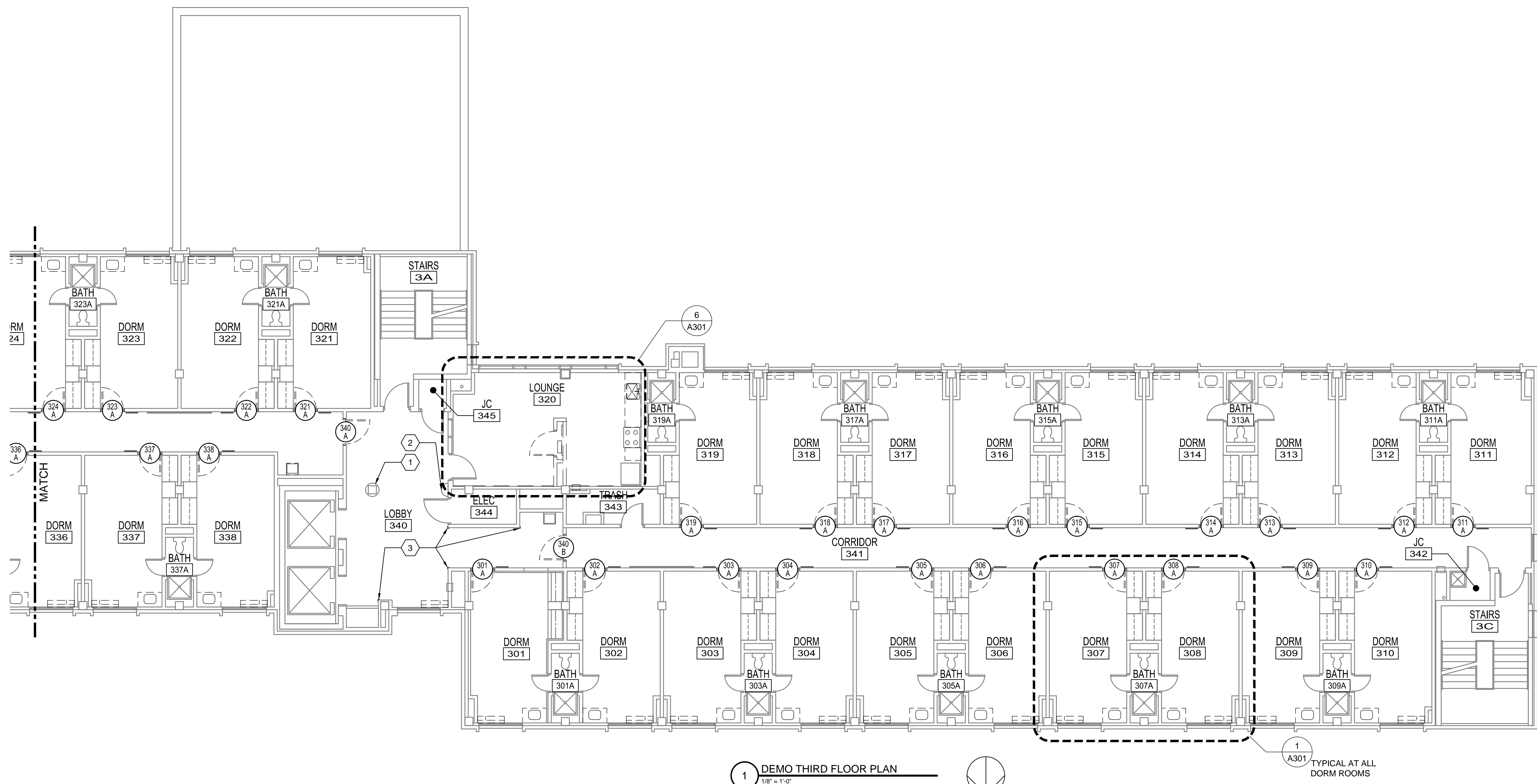
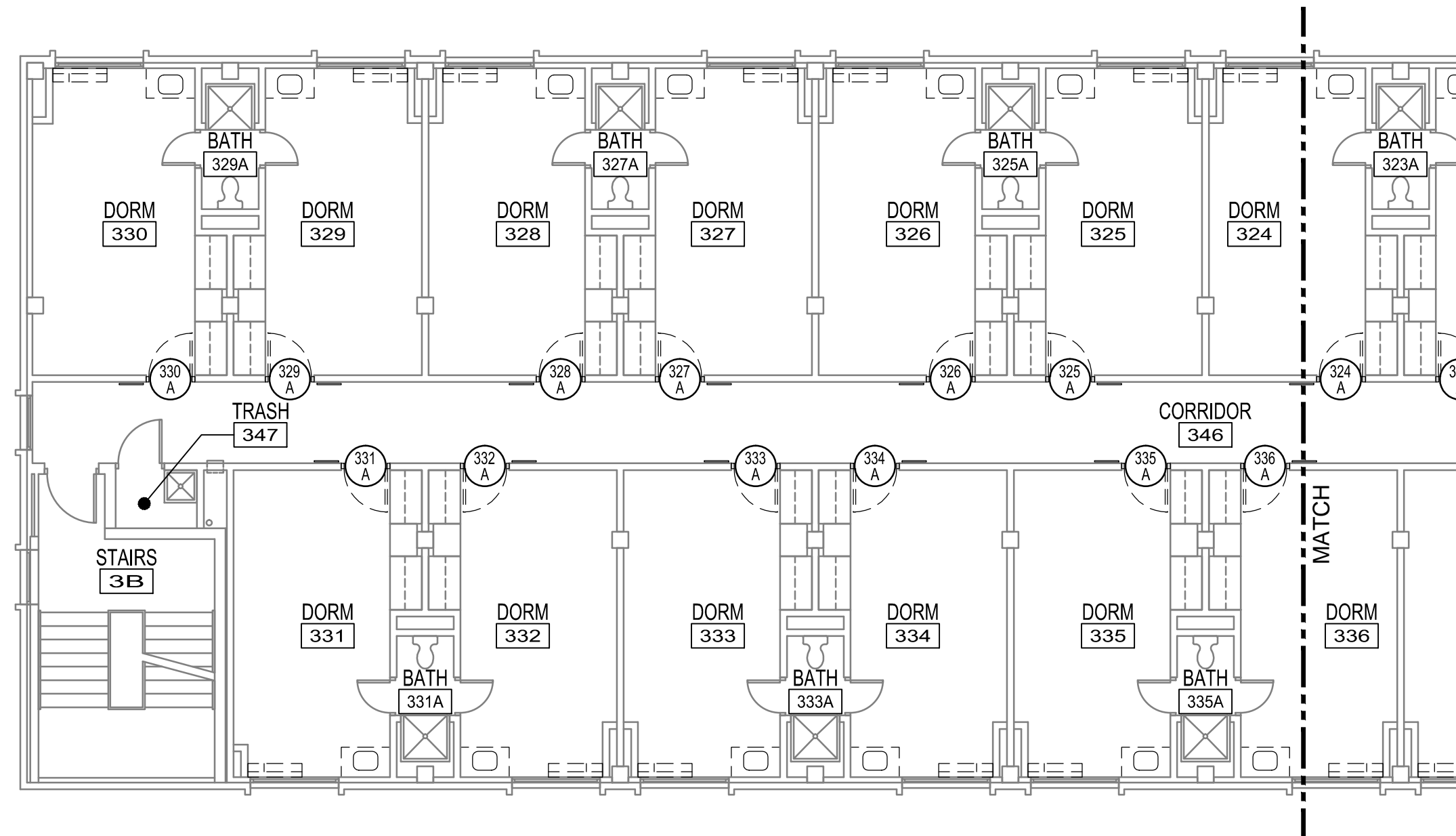


DRAWN BY: JKF
CHECKED BY: REB

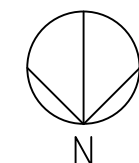
DEMO SECOND FLOOR PLAN

PROJECT NUMBER
911717
DATE
MARCH 14, 2014
SHEET NO.
A102D

5/12/2014 1:22 PM R:\PLANT\DESIGN PROJECTS\KUHLMAN HALL\KUHLMAN HALL RENOVATION\2013\SHEETS\A103D DEMO THIRD FLOOR PLAN.DWG



1 DEMO THIRD FLOOR PLAN
1/8" = 1'-0"



- DEMOLITION FLOOR PLAN NOTES**
- DEMO ALL VANITIES AND SINKS IN ALL DORM ROOMS.
 - REMOVE ALL EXISTING SIGNAGE OR DECALS WITH ADHESIVE FOR ALL FIRE EXTINGUISHER CABINETS. PREPARE SURFACE OF CABINET FOR INSTALLATION OF NEW DECAL. REFER TO LS-SERIES DRAWINGS FOR ALL FIRE EXTINGUISHER CABINET LOCATIONS.
 - DOORS SHOWN DASHED INDICATE DOORS AND/OR FRAMES TO BE REMOVED OR RELOCATED. SEE DOOR SCHEDULE A601 FOR DOOR SCHEDULE NOTES AND EXTENT OF DOORS, FRAMES, AND HARDWARE TO BE REUSED.
 - DEMO EXISTING FLOORING FINISHES AND BASE IN PREPARATION OF NEW FINISHES. SEE FINISH SCHEDULE A603 FOR LOCATIONS OF NEW FINISHES.
- DEMOLITION FLOOR PLAN KEYNOTES**
- REMOVE EXISTING CARPET WALL COVERING. PREPARE SUBSTRATE FOR NEW FINISHES.
 - DEMO FIBERGLASS FAUX PILASTER AND SOFFIT. PREPARE WALL BEHIND FOR NEW FINISHES. PREPARE FLOOR FOR NEW FINISHES.
 - DEMO CORNER GUARDS.

KUHLMAN HALL RENOVATION PHASE II

XAVIER UNIVERSITY
3824 LEDGEWOOD DRIVE
CINCINNATI, OHIO 45207



ISSUE	REVISION	DATE
1	FOR BIDDING AND PERMIT	3/14/2014
2	ADDENDUM 1	3/28/2014
	BULLETIN 1	4/25/2014

KOHR'S LÖNNEMANN HELL
ENGINEERS, P.C.
MECHANICAL/ELECTRICAL ENGINEERS
1230 ALEXANDRIA PARK, ST. 11
2510 TOWN OF KENTWOOD, OHIO 45215
937-251-1100 FAX 937-251-1101

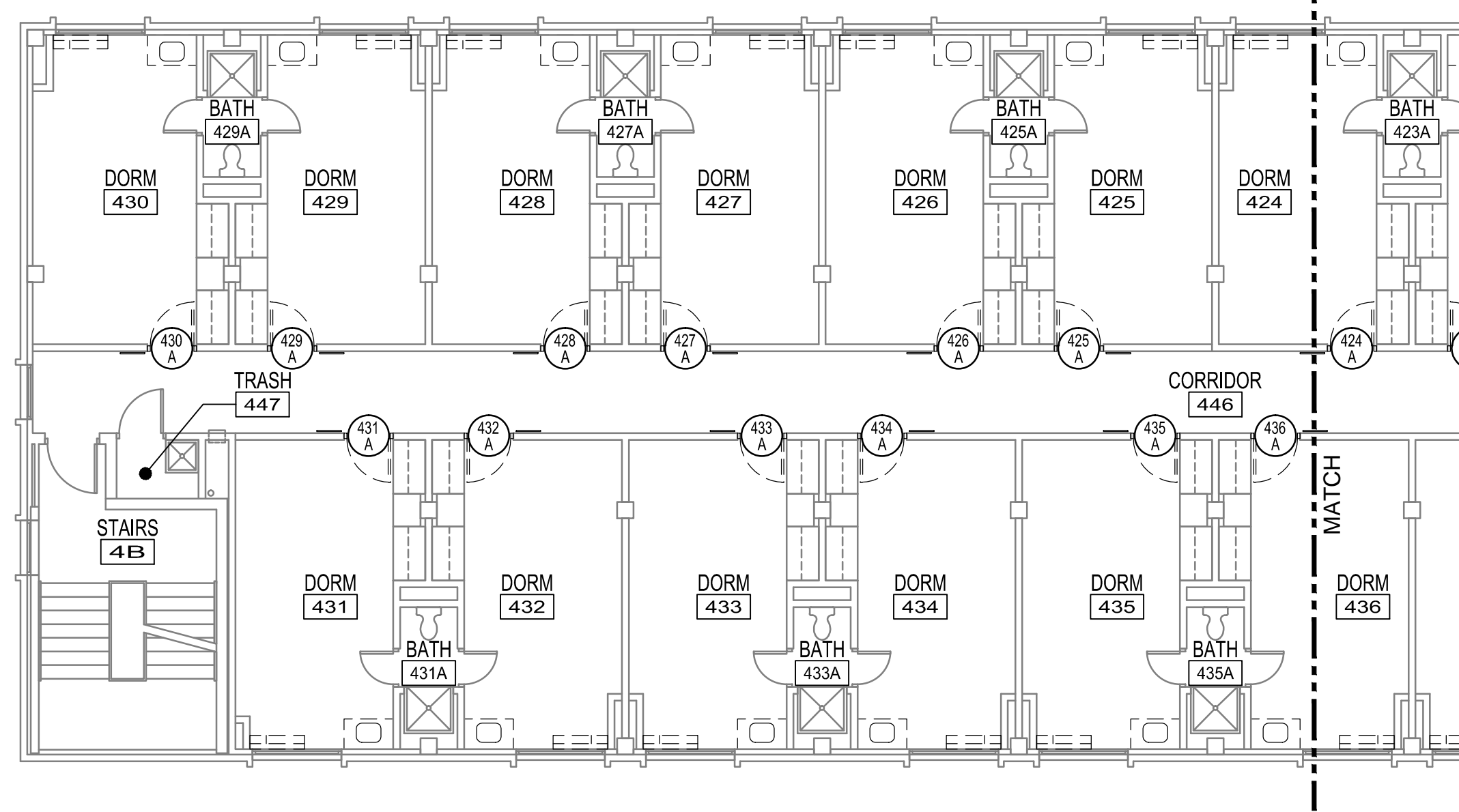
OFFICE OF PHYSICAL PLANT
XAVIER UNIVERSITY
3800 VICTORY PARKWAY
CINCINNATI, OH 45207
513-745-2037



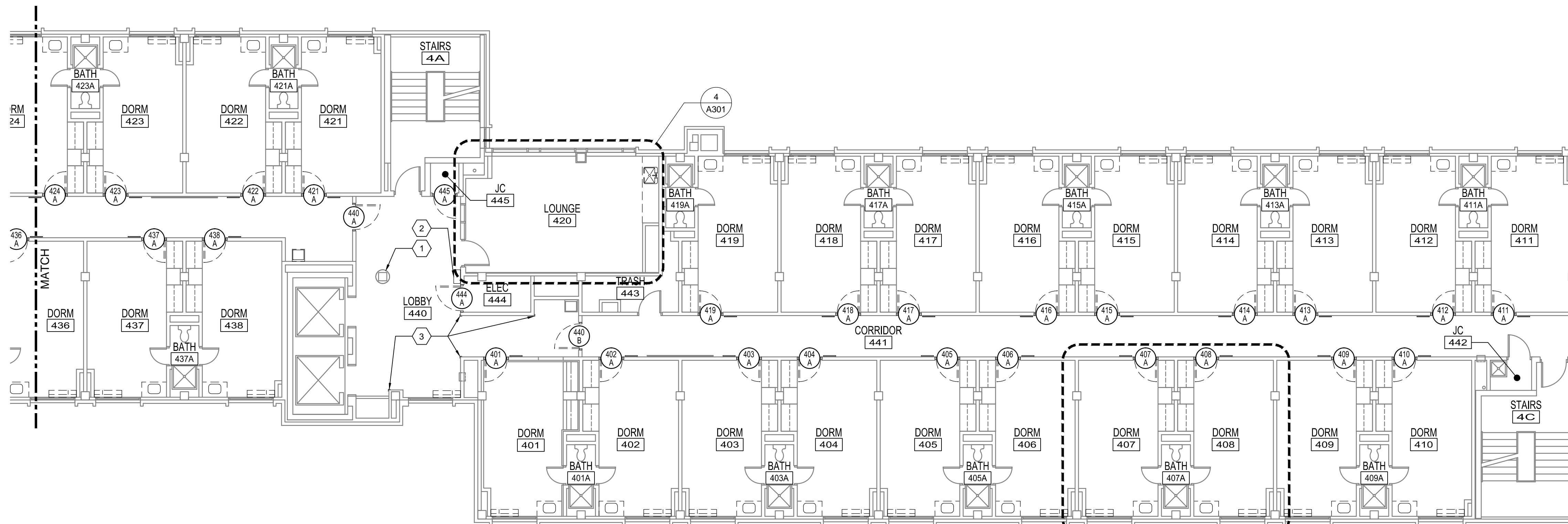
DRAWN BY: JKF
CHECKED BY: REB

DEMO THIRD FLOOR PLAN

PROJECT NUMBER
911717
DATE
MARCH 14, 2014
SHEET NO.
A103D



- DEMOLITION FLOOR PLAN NOTES**
- DEMO ALL VANITIES AND SINKS IN ALL DORM ROOMS.
 - REMOVE ALL EXISTING SIGNAGE OR DECALS WITH ADHESIVE FOR ALL FIRE EXTINGUISHER CABINETS. PREPARE SURFACE OF CABINET FOR INSTALLATION OF NEW DECAL. REFER TO LS-SERIES DRAWINGS FOR ALL FIRE EXTINGUISHER CABINET LOCATIONS.
 - DOORS SHOWN DASHED INDICATE DOORS AND/OR FRAMES TO BE REMOVED OR RELOCATED. SEE DOOR SCHEDULE A601 FOR DOOR SCHEDULE NOTES AND EXTENT OF DOORS, FRAMES, AND HARDWARE TO BE REUSED.
 - DEMO EXISTING FLOORING FINISHES AND BASE IN PREPARATION OF NEW FINISHES. SEE FINISH SCHEDULE A603 FOR LOCATIONS OF NEW FINISHES.
- DEMOLITION FLOOR PLAN KEYNOTES**
- REMOVE EXISTING CARPET WALL COVERING. PREPARE SUBSTRATE FOR NEW FINISHES.
 - DEMO PLYWOOD FAUX PILASTER AND SOFFIT. PREPARE WALL BEHIND FOR NEW FINISHES. PREPARE FLOOR FOR NEW FINISHES.
 - DEMO CORNER GUARDS.



1 DEMO FOURTH FLOOR PLAN
1/8" = 1'-0"
TYPICAL AT ALL DORM ROOMS

KUHLMAN HALL RENOVATION PHASE II

XAVIER UNIVERSITY
3824 LEDGEWOOD DRIVE
CINCINNATI, OHIO 45207



ISSUE	REVISION	FOR BIDDING AND PERMIT	DATE
1	ADDENDUM 1		3/14/2014
2	BULLETIN 1		3/28/2014
			4/25/2014

KOHR'S LÖNNEMANN HELL
ENGINEERS, P.C.
MECHANICAL/ELECTRICAL ENGINEERS
1230 ALEXANDRIA PARK, SU. 11
2510 TOWN OF KENTWOOD AVENUE
KENTWOOD, OHIO 44130
440-242-1000
440-242-1002 FAX

OFFICE OF PHYSICAL PLANT
XAVIER UNIVERSITY
3800 VICTORY PARKWAY
CINCINNATI, OH 45207
513-745-2037

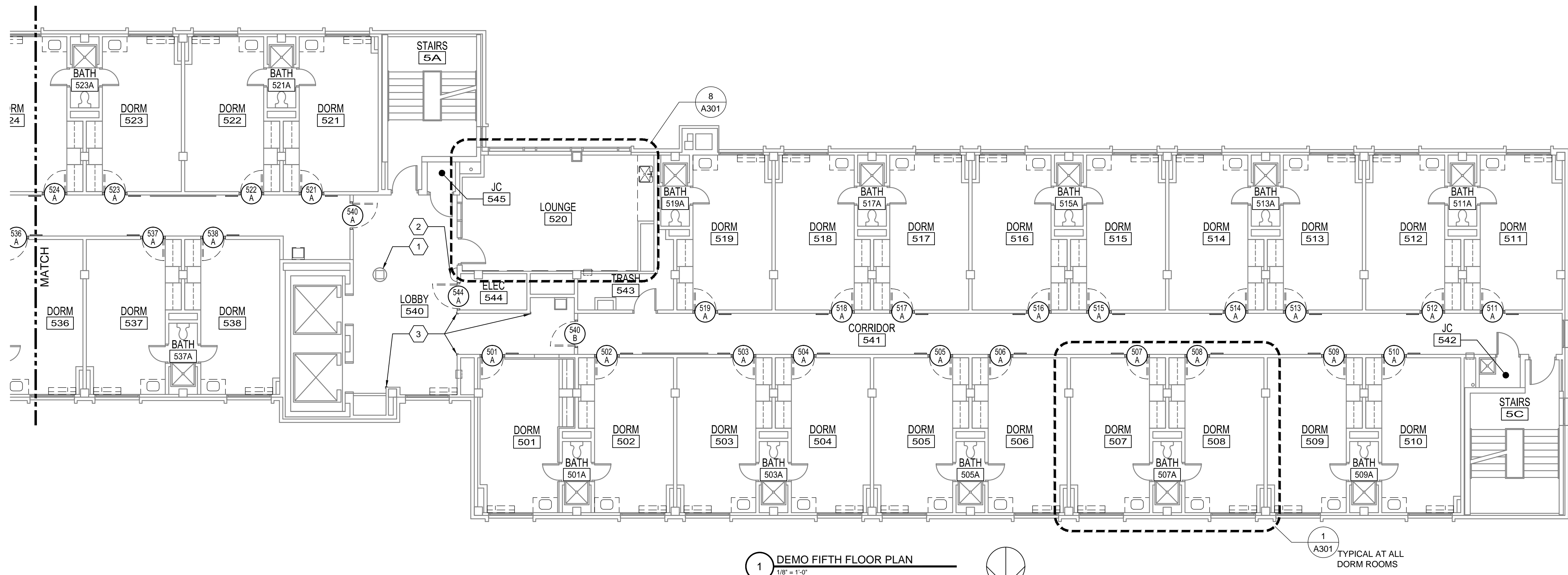
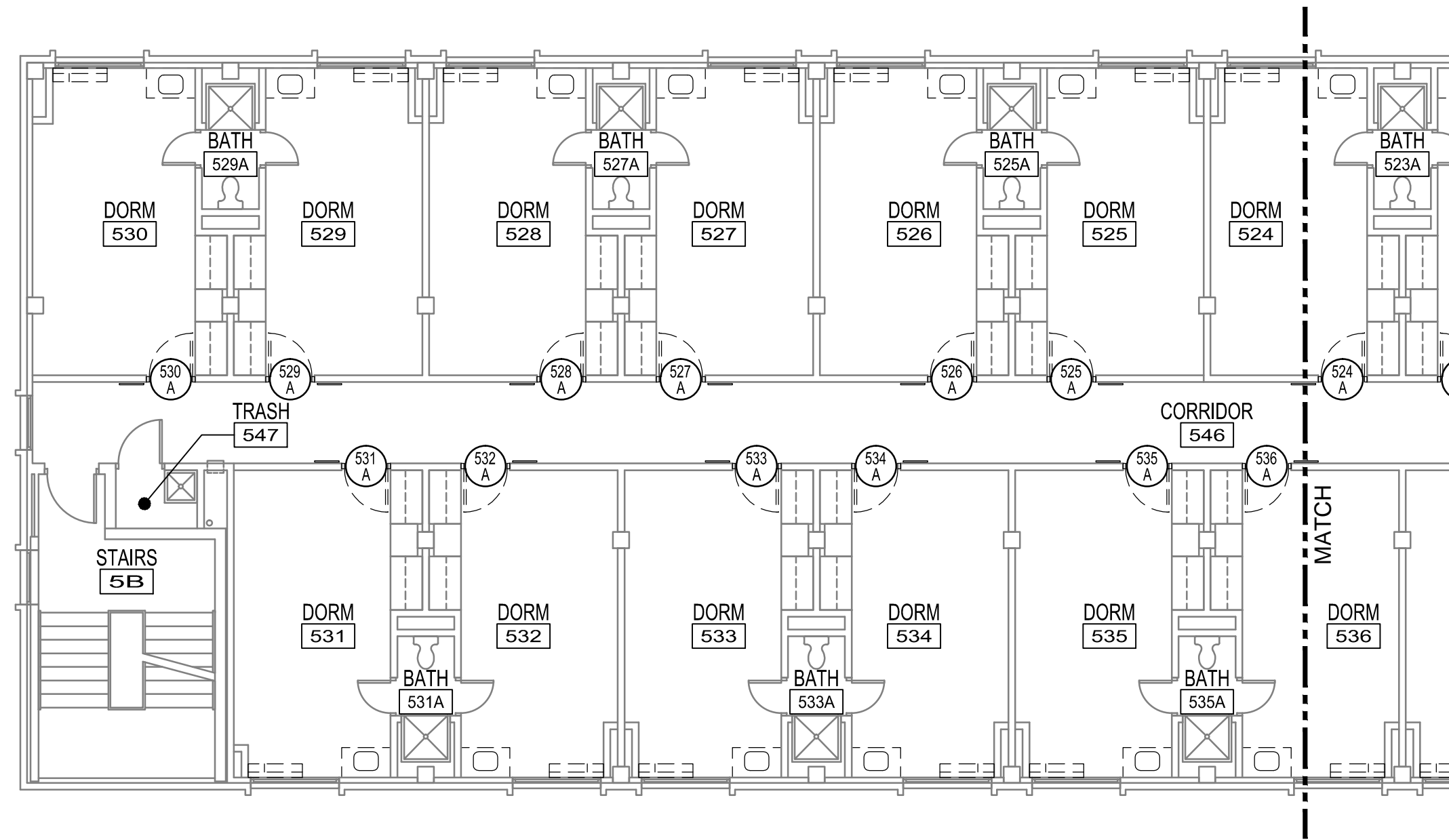


DRAWN BY: JKF
CHECKED BY: REB

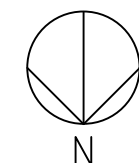
DEMO FOURTH FLOOR PLAN

PROJECT NUMBER
911717
DATE
MARCH 14, 2014
SHEET NO.
A104D

5/12/2014 1:22 PM R:\PLANT\DESIGN PROJECTS\KUHLMAN HALL\KUHLMAN HALL RENOVATION\2013\SHEETS\A105D DEMO FIFTH FLOOR PLAN.DWG



1 DEMO FIFTH FLOOR PLAN
1/8" = 1'-0"



1 A301 TYPICAL AT ALL DORM ROOMS

DEMOLITION FLOOR PLAN NOTES

- A. DEMO ALL VANITIES AND SINKS IN ALL DORM ROOMS.
- B. REMOVE ALL EXISTING SIGNAGE OR DECALS WITH ADHESIVE FOR ALL FIRE EXTINGUISHER CABINETS. PREPARE SURFACE OF CABINET FOR INSTALLATION OF NEW DECAL. REFER TO LS-SERIES DRAWINGS FOR ALL FIRE EXTINGUISHER CABINET LOCATIONS.
- C. DOORS SHOWN DASHED INDICATE DOORS AND/OR FRAMES TO BE REMOVED OR RELOCATED. SEE DOOR SCHEDULE A601 FOR DOOR SCHEDULE NOTES AND EXTENT OF DOORS, FRAMES, AND HARDWARE TO BE REUSED.
- D. DEMO EXISTING FLOORING FINISHES AND BASE IN PREPARATION OF NEW FINISHES. SEE FINISH SCHEDULE A603 FOR LOCATIONS OF NEW FINISHES.

DEMOLITION FLOOR PLAN KEYNOTES

1. REMOVE EXISTING CARPET WALL COVERING. PREPARE SUBSTRATE FOR NEW FINISHES.
2. DEMO FIBERGLASS FAUX PILASTER AND SOFFIT. PREPARE WALL BEHIND FOR NEW FINISHES. PREPARE FLOOR FOR NEW FINISHES.
3. DEMO CORNER GUARDS.

KUHLMAN HALL RENOVATION PHASE II

XAVIER UNIVERSITY
3824 LEDGEWOOD DRIVE
CINCINNATI, OHIO 45207



ISSUE	REVISION	FOR BIDDING AND PERMIT	DATE
1	ADDENDUM 1		3/14/2014
2	BULLETIN 1		3/28/2014
			4/25/2014

KOHR'S LÖNNEMANN HELL
ENGINEERS, P.C.
MECHANICAL/ELECTRICAL ENGINEERS
1230 ALEXANDRA PARK, SU. 11
2510 TOWN CENTER DRIVE
CINCINNATI, OH 45222
513-252-2100 FAX
124 BROWN STREET 3RD FLOOR, SUITE 200
CINCINNATI, OHIO 45202
513-252-9700 FAX 513-252-2185 FAX

OFFICE OF PHYSICAL PLANT
XAVIER UNIVERSITY
3800 VICTORY PARKWAY
CINCINNATI, OH 45207
513-745-2037

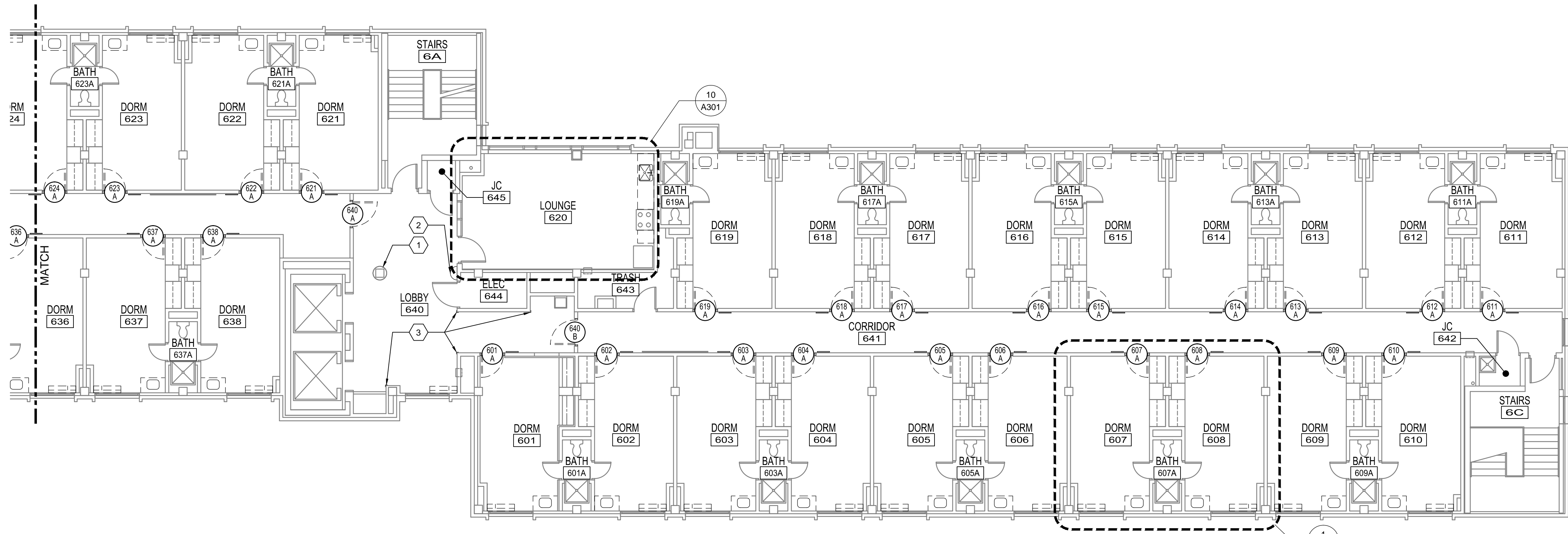
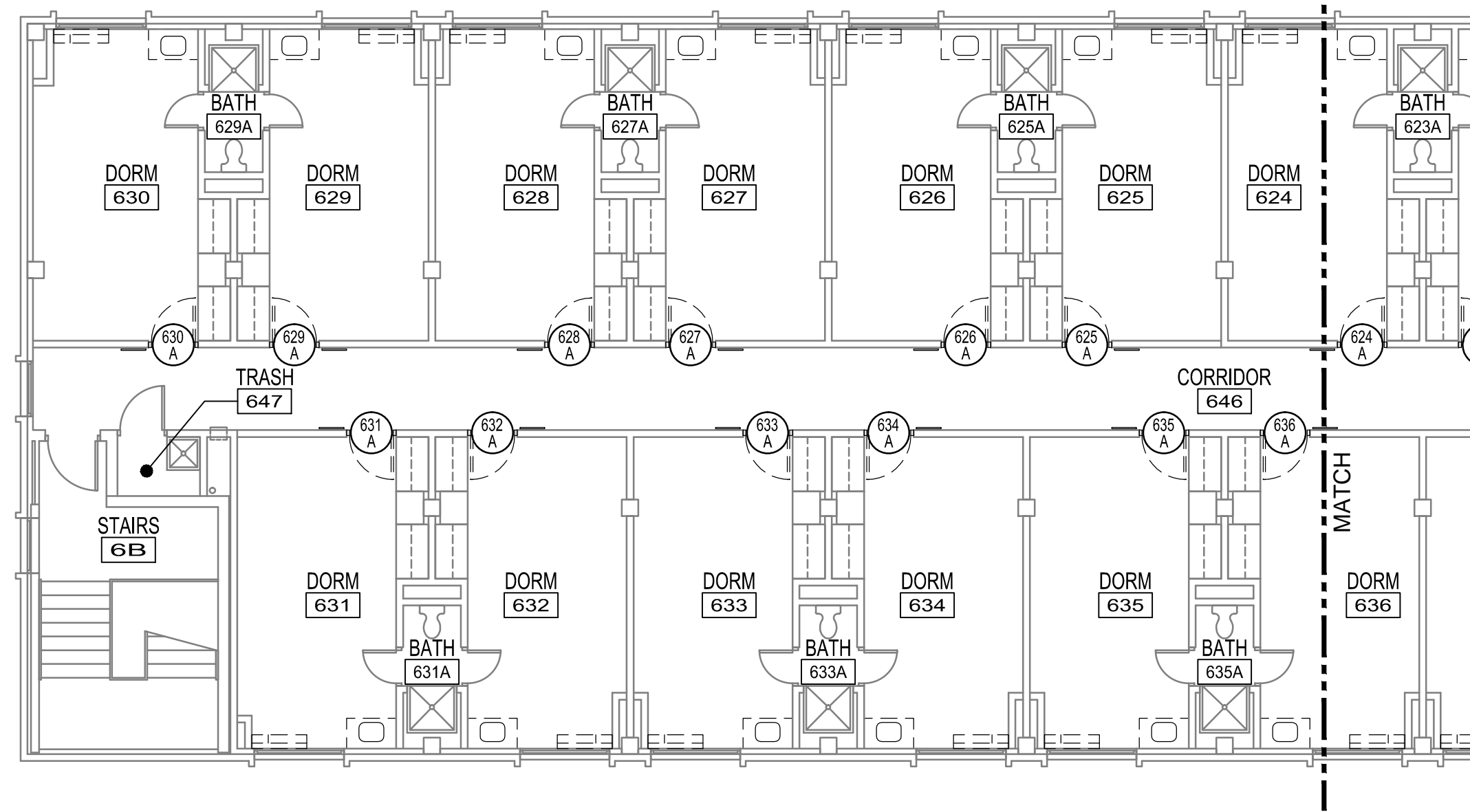


DRAWN BY: JKF
CHECKED BY: REB

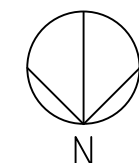
DEMO FIFTH FLOOR PLAN

PROJECT NUMBER
911717
DATE
MARCH 14, 2014
SHEET NO.
A105D

5/12/2014 1:23 PM R:\PLANT\DESIGN PROJECTS\KUHLMAN HALL\KUHLMAN HALL RENOVATION\2013\SHEETS\A106D DEMO SIXTH FLOOR PLAN.DWG



1 DEMO SIXTH FLOOR PLAN
1/8" = 1'-0"



1 A301 TYPICAL AT ALL DORM ROOMS

- DEMOLITION FLOOR PLAN NOTES**
- DEMO ALL VANITIES AND SINKS IN ALL DORM ROOMS.
 - REMOVE ALL EXISTING SIGNAGE OR DECALS WITH ADHESIVE FOR ALL FIRE EXTINGUISHER CABINETS. PREPARE SURFACE OF CABINET FOR INSTALLATION OF NEW DECAL. REFER TO LS-SERIES DRAWINGS FOR ALL FIRE EXTINGUISHER CABINET LOCATIONS.
 - DOORS SHOWN DASHED INDICATE DOORS AND/OR FRAMES TO BE REMOVED OR RELOCATED. SEE DOOR SCHEDULE A601 FOR DOOR SCHEDULE NOTES AND EXTENT OF DOORS, FRAMES, AND HARDWARE TO BE REUSED.
 - DEMO EXISTING FLOORING FINISHES AND BASE IN PREPARATION OF NEW FINISHES. SEE FINISH SCHEDULE A603 FOR LOCATIONS OF NEW FINISHES.
- DEMOLITION FLOOR PLAN KEYNOTES**
- REMOVE EXISTING CARPET WALL COVERING. PREPARE SUBSTRATE FOR NEW FINISHES.
 - DEMO FIBERGLASS FAUX PILASTER AND SOFFIT. PREPARE WALL BEHIND FOR NEW FINISHES. PREPARE FLOOR FOR NEW FINISHES.
 - DEMO CORNER GUARDS.

KUHLMAN HALL RENOVATION PHASE II

XAVIER UNIVERSITY
3824 LEDGEWOOD DRIVE
CINCINNATI, OHIO 45207



ISSUE	REVISION	DATE
1	FOR BIDDING AND PERMIT	3/14/2014
2	ADDENDUM 1	3/28/2014
	BULLETIN 1	4/25/2014

KOHR'S LÖNNEMANN HELL
ENGINEERS, P.C.
MECHANICAL/ELECTRICAL ENGINEERS
1230 ALEXANDRIA PIKE, ST. 11
25100, CINCINNATI, OHIO 45244
513-442-4000 FAX
513-442-4000 FAX

OFFICE OF PHYSICAL PLANT
XAVIER UNIVERSITY
3800 VICTORY PARKWAY
CINCINNATI, OH 45207
513-745-2037



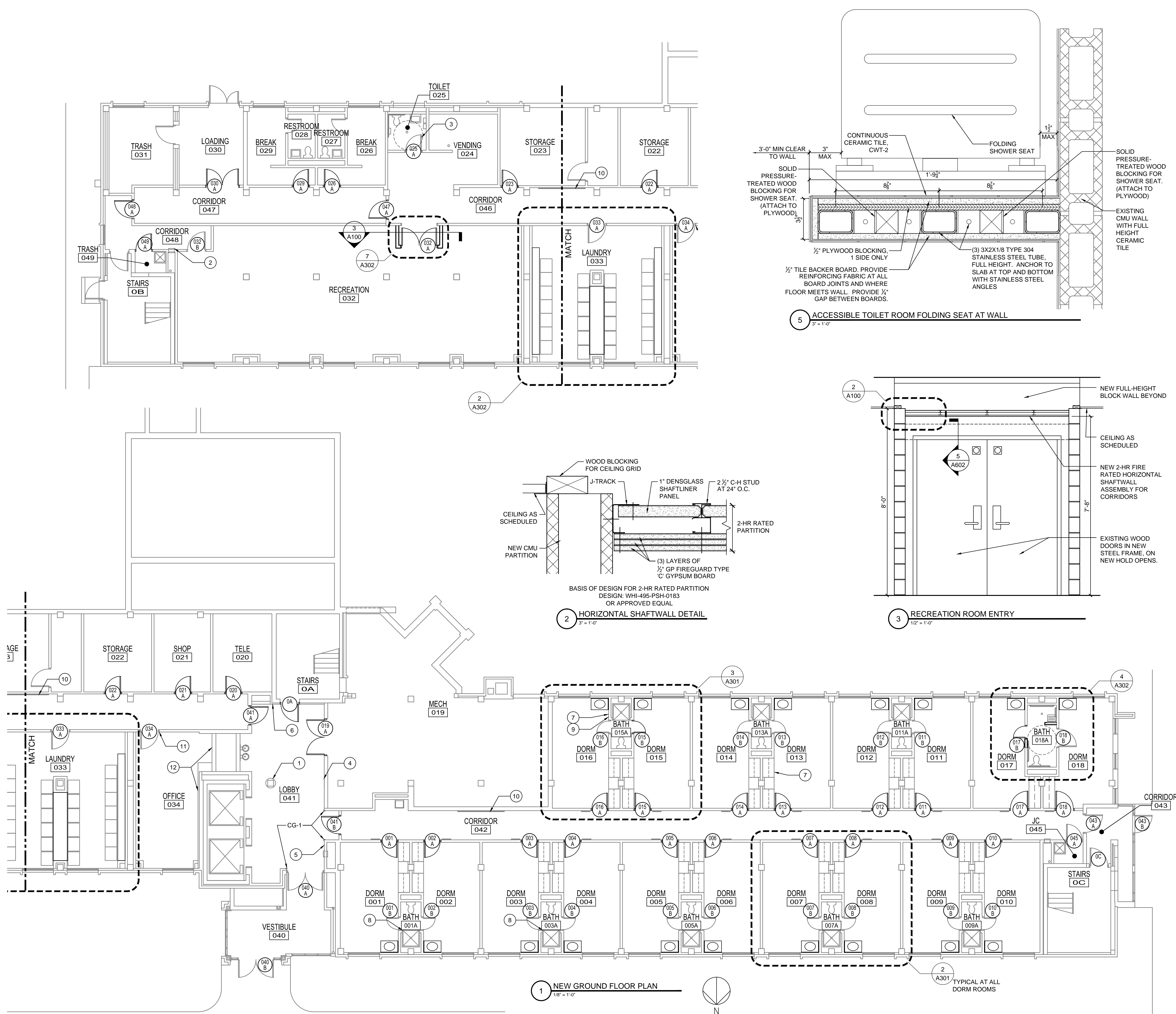
DRAWN BY: JKF
CHECKED BY: REB

DEMO SIXTH FLOOR PLAN

PROJECT NUMBER
911717

DATE
MARCH 14, 2014

SHEET NO.
A106D



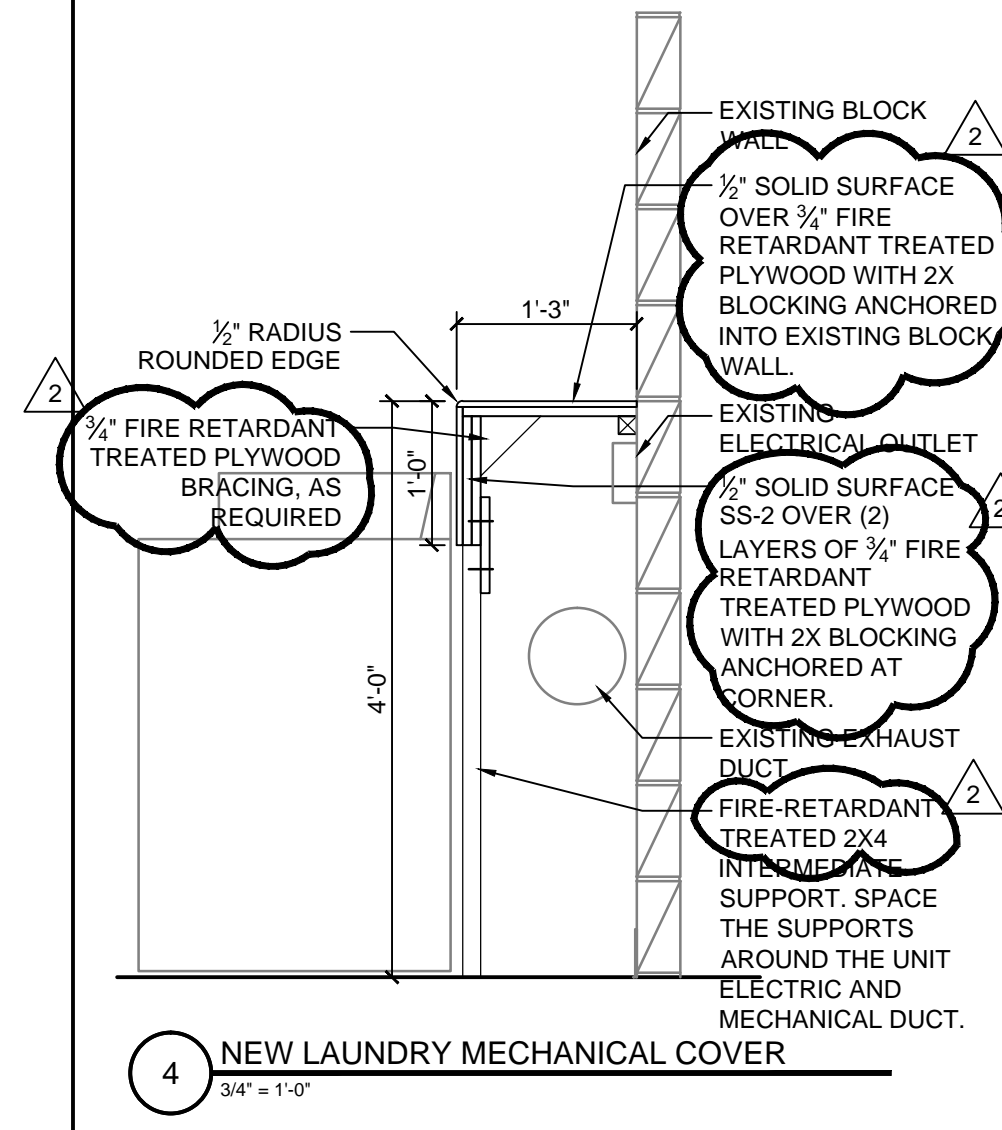
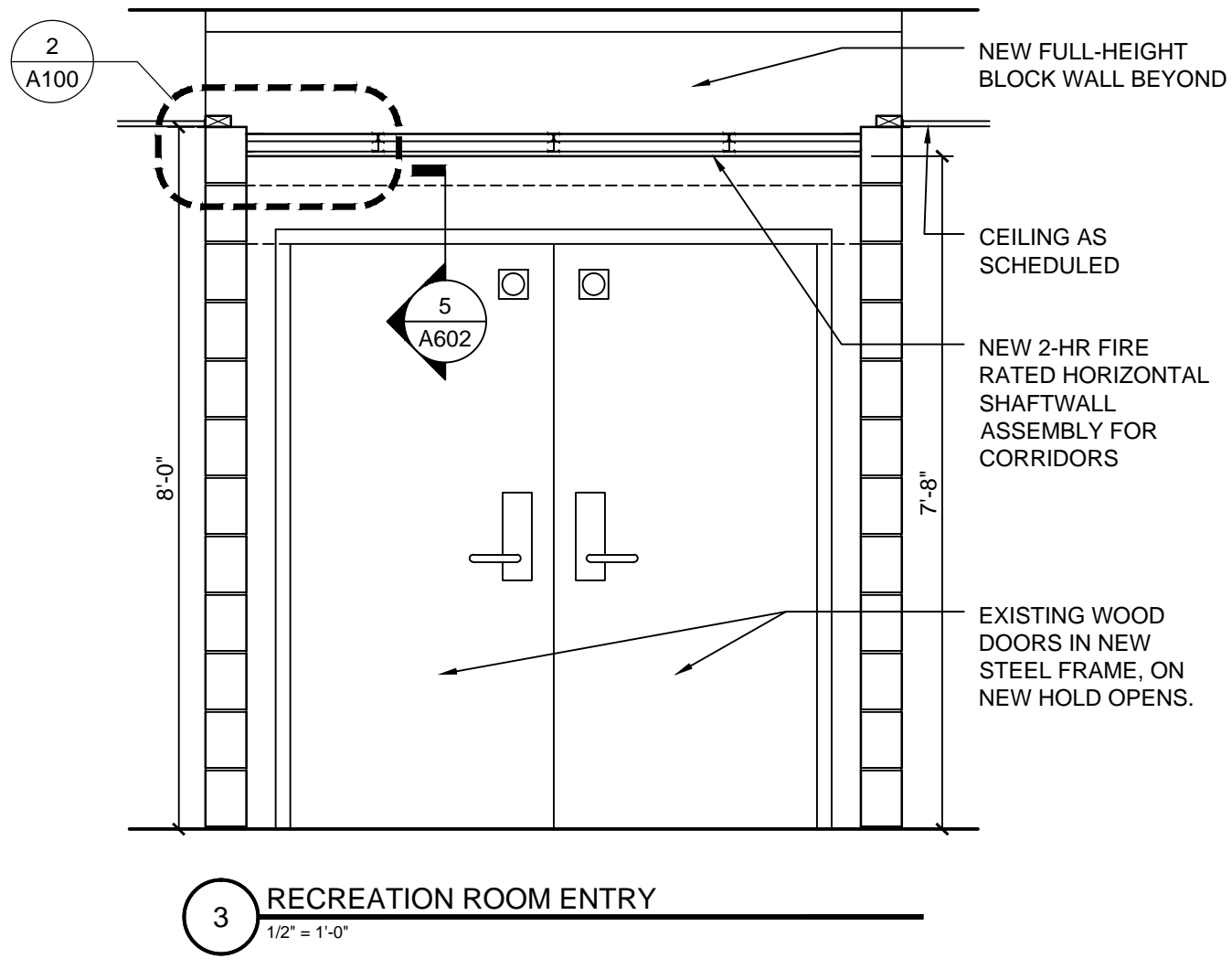
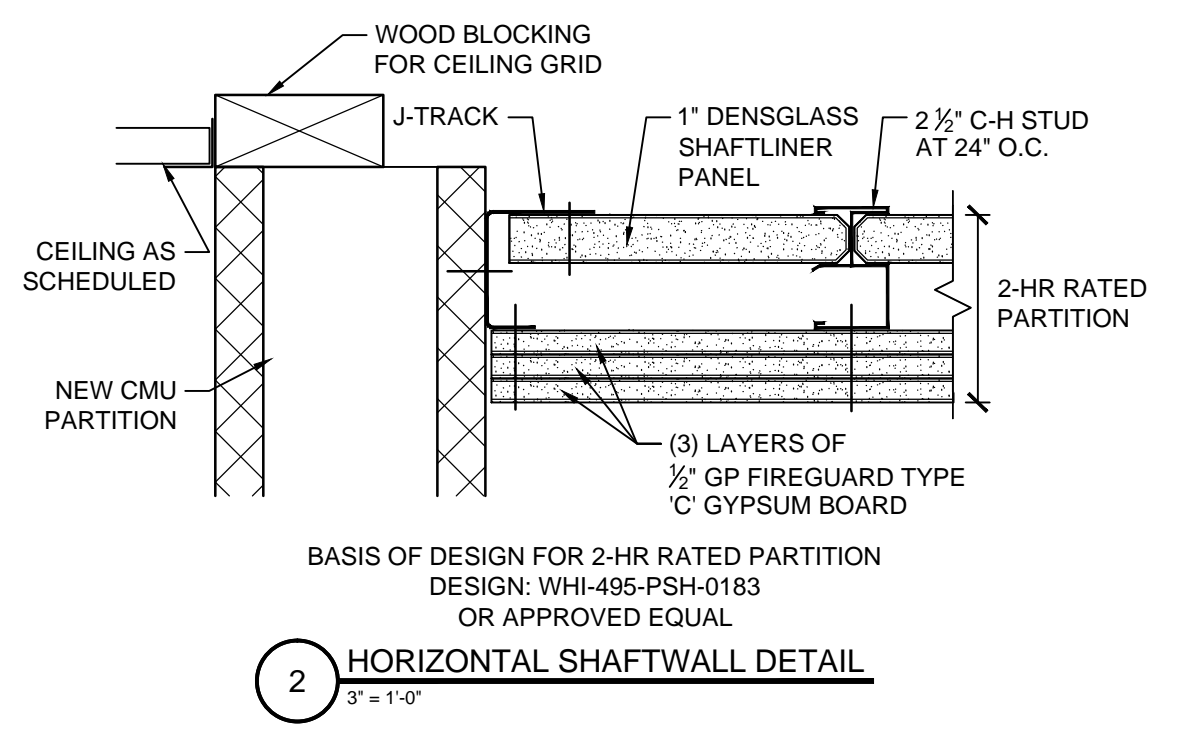
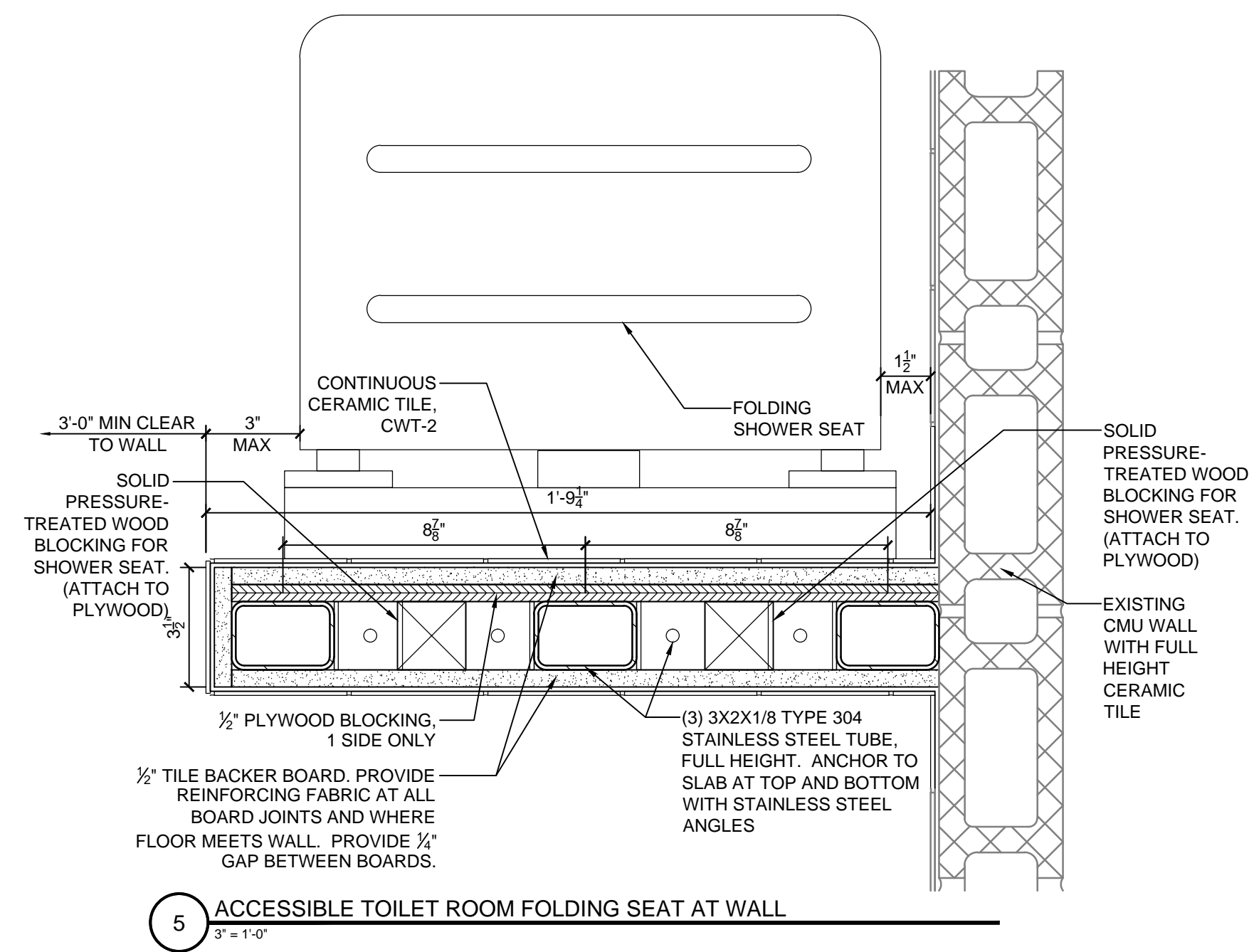
NEW FLOOR PLAN NOTES

- A. ALL FIRE EXTINGUISHER CABINETS GET NEW SIGNAGE. SPRAY PAINT FIRE EXTINGUISHER CABINET DOORS AND FRAMES COLOR P-7. APPLY DECAL AFTER PAINTING IS COMPLETE. ADD RED LETTER DECAL LABELING 'FIRE EXTINGUISHER' ON ALL EXISTING CABINETS. REFER TO LS-SERIES DRAWINGS FOR ALL FIRE EXTINGUISHER CABINET LOCATIONS. PROVIDE SUBMITTAL.

NEW FLOOR PLAN KEYNOTES

1. INSTALL PTM-1 ON COLUMNS, FLOOR TO CEILING. WRAP COLUMN IN 1/2" FLEXIBLE GYPSUM BOARD TO PREPARE COLUMN FOR TILE. COLUMN CIRCUMFERENCE WITH GYPSUM BOARD = 5'-5".
2. REPLACE FEG HANDLE.
3. TOILET 025. INSTALL NEW MIRROR MR-1. MOUNT BOTTOM OF MR-1 TO TOP OF SINK. PATCH AND FINISH CMU WALL OF ALL PRIOR ACCESSORY INSTALLATIONS.
4. PATCH WALL WITH TEXTURED PLASTER FINISH TO MATCH EXISTING, WHERE FAUX PILASTER WAS REMOVED.
5. PROVIDE NEW WAYFINDING SIGNAGE PER DETAIL 2/A102.
6. PROVIDE NEW WAYFINDING SIGNAGE PER DETAIL 3/A102.
7. REPLACE MISSING OR LOOSE VINYL WALL BASE.
8. ADD MISSING OR REPAIR ILL-FITTING TRIM AT FRP IN BATH ROOM.
9. PATCH EXISTING HOLE IN CMU. PREPARE WALL FOR NEW PAINT.
10. EXISTING BULLETIN BOARD TO REMAIN.
11. REPAIR DAMAGED GYPSUM BOARD CORNER.
12. PREPARE EXISTING WALL FOR NEW FINISHES AFTER CARPET REMOVED.

CORNER GUARD
CG-1 FULL HEIGHT CORNER GUARD TO TOP OF FINISHED BASE, TYPICAL.



KUHLMAN HALL RENOVATION PHASE II

XAVIER UNIVERSITY
3824 LEDGEWOOD DRIVE
CINCINNATI, OHIO 45207

DATE	REVISION	FOR BIDDING AND PERMIT
3/14/2014		ADDENDUM 1
3/28/2014		BULLETIN 1
4/25/2014		

ISSUE

1	2	3	4
---	---	---	---

OFFICE OF PHYSICAL PLANT
XAVIER UNIVERSITY
3800 VICTORY PARKWAY
CINCINNATI, OH 45207
513-745-2037

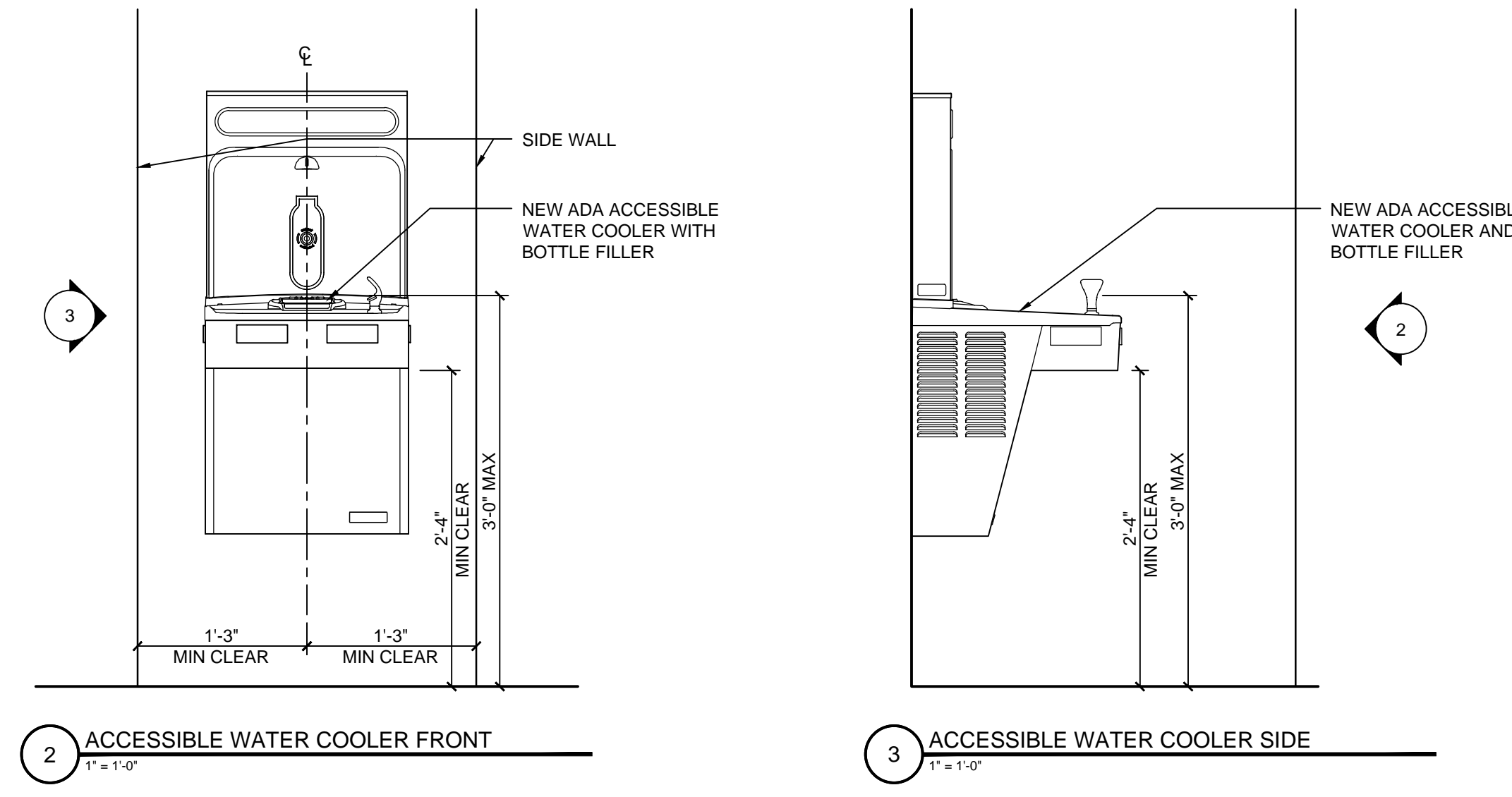
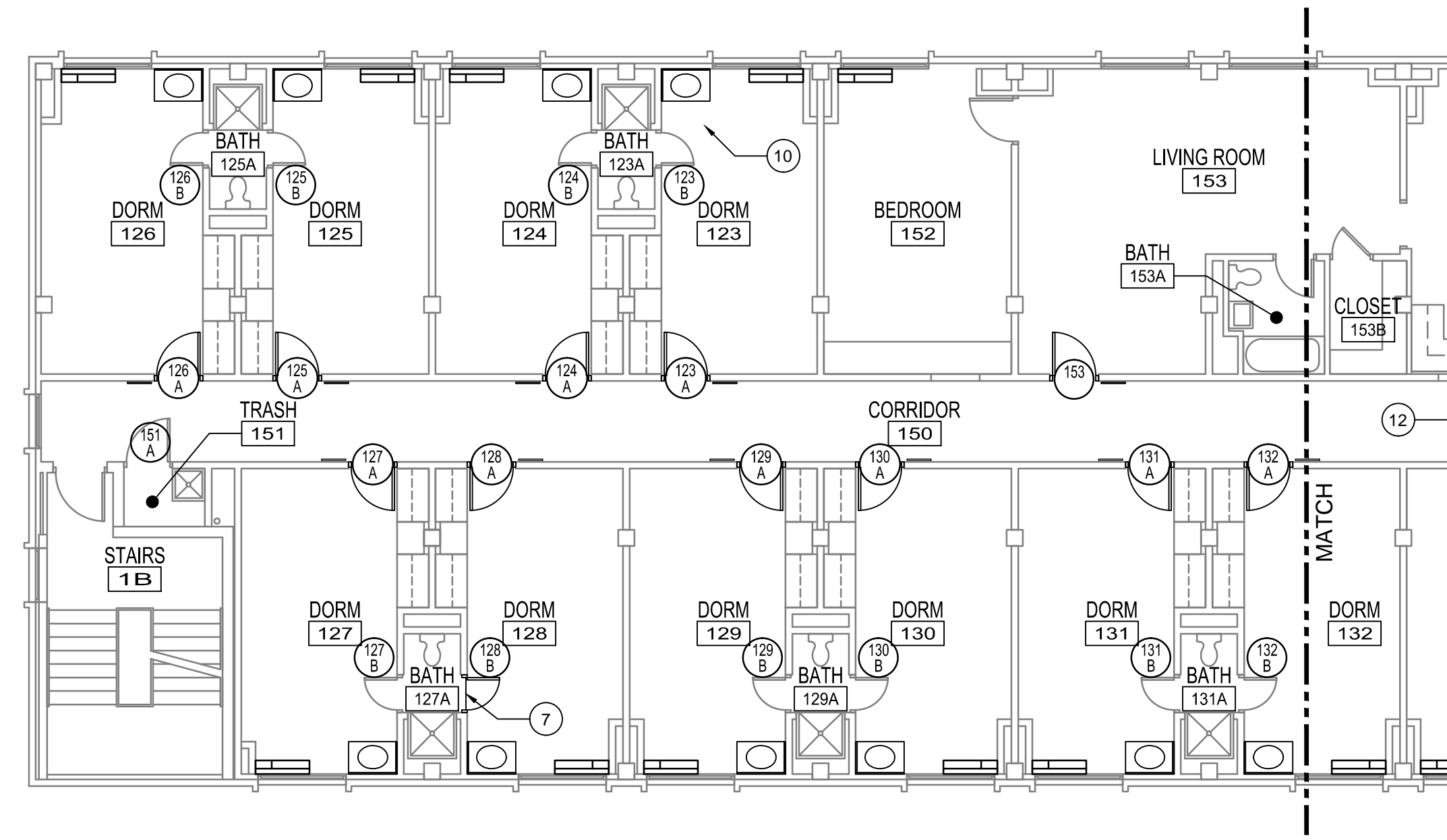


DRAWN BY: JKF
CHECKED BY: REB

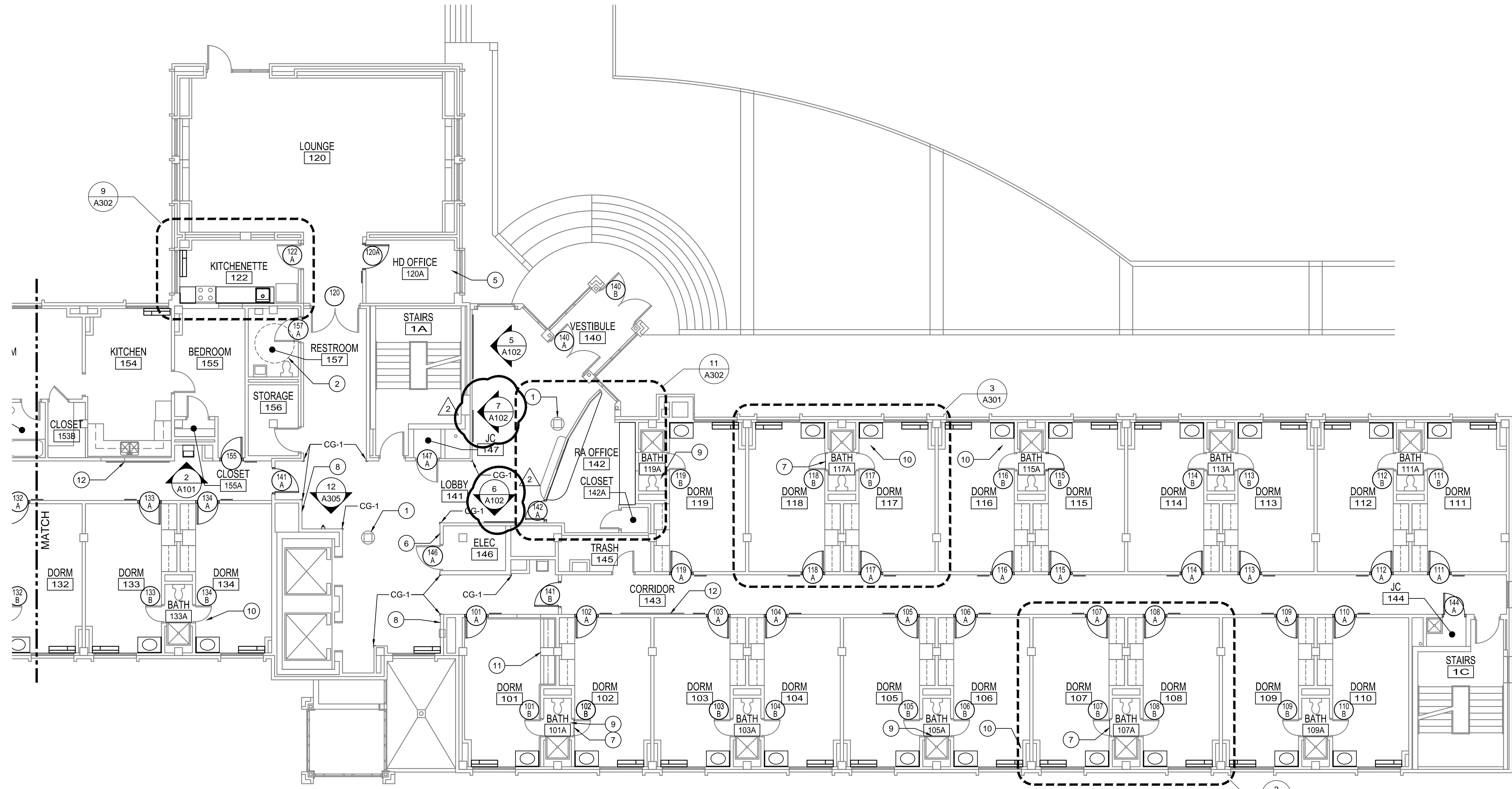
NEW GROUND FLOOR PLAN

PROJECT NUMBER: 911717
DATE: MARCH 14, 2014
SHEET NO.: A100

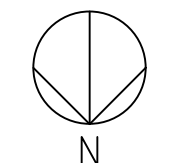
5/12/2014 1:23 PM R:\PLANT\DESIGN PROJECTS\KUHLMAN HALL\KUHLMAN HALL RENOVATION 2013\SHEETS\A101 NEW FIRST FLOOR PLAN.DWG



- NEW FLOOR PLAN NOTES**
- A. ALL FIRE EXTINGUISHER CABINETS GET NEW SIGNAGE. SPRAY PAINT FIRE EXTINGUISHER CABINET DOORS AND FRAMES COLOR P-7. APPLY DECAL AFTER PAINTING IS COMPLETE. ADD RED LETTER DECAL LABELING 'FIRE EXTINGUISHER' ON ALL EXISTING CABINETS. REFER TO LS-SERIES DRAWINGS FOR ALL FIRE EXTINGUISHER CABINET LOCATIONS. PROVIDE SUBMITTAL.
- NEW FLOOR PLAN KEYNOTES**
1. INSTALL PTM-1 ON COLUMNS, FLOOR TO CEILING. WRAP COLUMN IN 1/2" FLEXIBLE GYPSUM BOARD TO PREPARE COLUMN FOR TILE. COLUMN CIRCUMFERENCE WITH GYPSUM BOARD = 5'-5"±.
 2. TOILET ROOM 157. INSTALL NEW MIRROR MR-1, PROVIDE CONCEALED PLYWOOD SPACER ABOVE CT. MOUNT BOTTOM OF MR-1 TO TOP OF SINK. MOVE EXISTING TOILET PAPER DISPENSER CENTERLINE TO 8" IN FRONT OF THE EXISTING TOILET AND AT EXISTING HEIGHT. MOVE EXISTING PAPER TOWEL DISPENSER TO REAR WALL (OPPOSITE OF SINK) OF TOILET ROOM. MOUNT TOP OF DISPENSER LEVER AT 48" H. PATCH AND FINISH CMU WALL OF ALL PRIOR ACCESSORY INSTALLATIONS.
 3. NOT USED.
 4. NOT USED.
 5. REPAIR GYPSUM BOARD WATER DAMAGE AT WINDOW SILL AND JAMB. PREPARE FOR NEW FINISHES.
 6. PATCH WALL WITH TEXTURED PLASTER FINISH TO MATCH EXISTING, WHERE FAUX PILASTER WAS REMOVED.
 7. REPLACE BROKEN MARBLE THRESHOLD.
 8. PROVIDE NEW WAYFINDING SIGNAGE PER DETAIL 2/A102.
 9. REPAIR/REPLACE BROKEN OR MISSING BATHROOM CERAMIC FLOOR TILE. REPAIR SUBSTRATE AS NECESSARY.
 10. REPLACE BROKEN, MISSING, OR LOOSE VCT IN DORM ROOMS.
 11. REPLACE MISSING OR LOOSE VINYL WALL BASE.
 12. EXISTING BULLETIN BOARD TO REMAIN.
- CORNER GUARD**
- CG-1 FULL HEIGHT CORNER GUARD TO TOP OF FINISHED BASE, TYPICAL.



1 NEW FIRST FLOOR PLAN
1/8" = 1'-0"



2 TYPICAL AT ALL DORM ROOMS

KUHLMAN HALL RENOVATION PHASE II


XAVIER UNIVERSITY
3824 LEDGEWOOD DRIVE
CINCINNATI, OHIO 45207



DATE	REVISION	FOR BIDDING AND PERMIT
3/14/2014		
3/28/2014	ADDENDUM 1	
4/25/2014	BULLETIN 1	

KOHR'S LÖNNEMANN HELL
ENGINEERS, P.C.
MECHANICAL/ELECTRICAL ENGINEERS
1210 ALEXANDER PARK, ST. 11
25100 WINDY HOLLOW, WINDY HOLLOW
CINCINNATI, OHIO 45244
937-251-7000 FAX 937-251-7000

OFFICE OF PHYSICAL PLANT
XAVIER UNIVERSITY
3800 VICTORY PARKWAY
CINCINNATI, OH 45207
513-745-2037

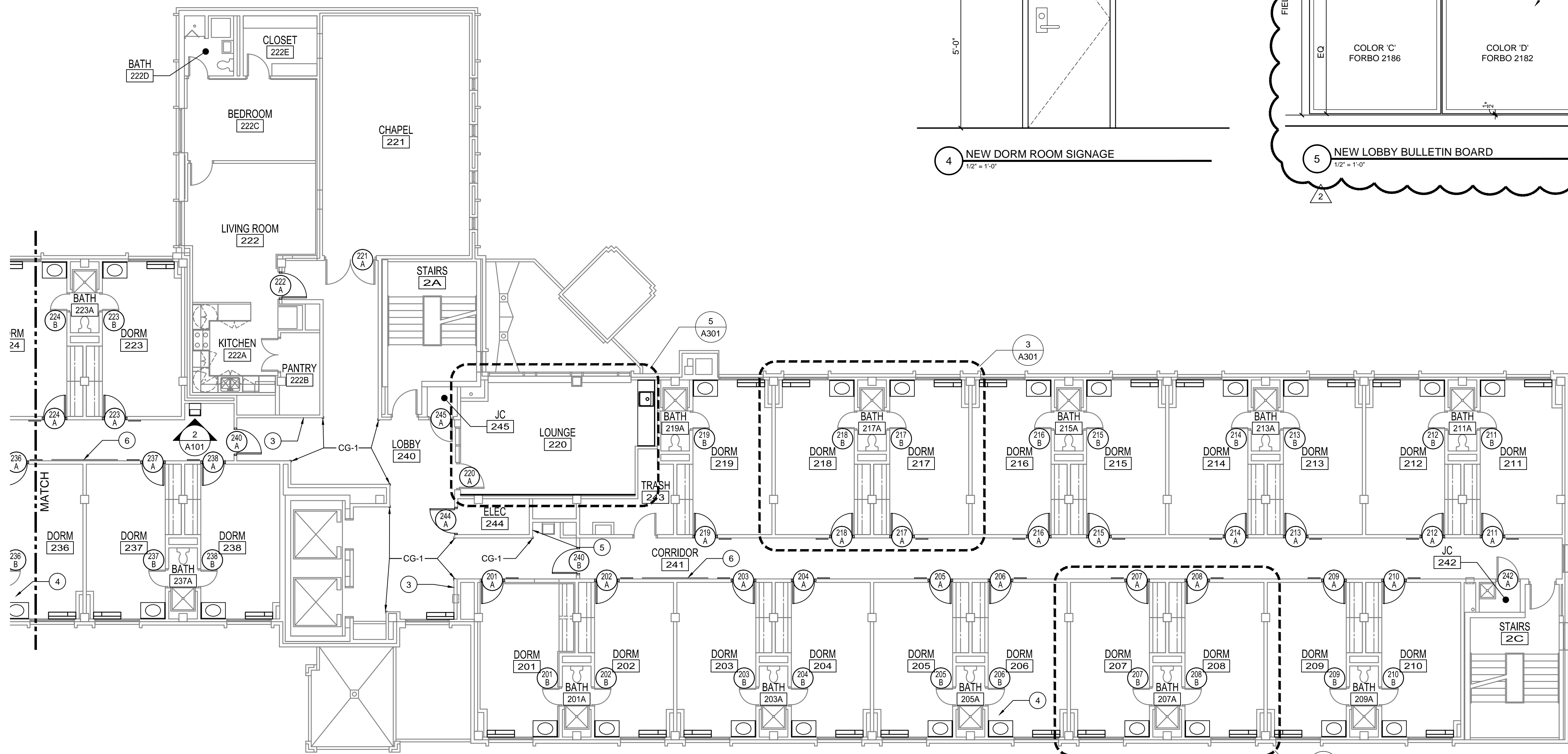


DRAWN BY: JKF
CHECKED BY: REB

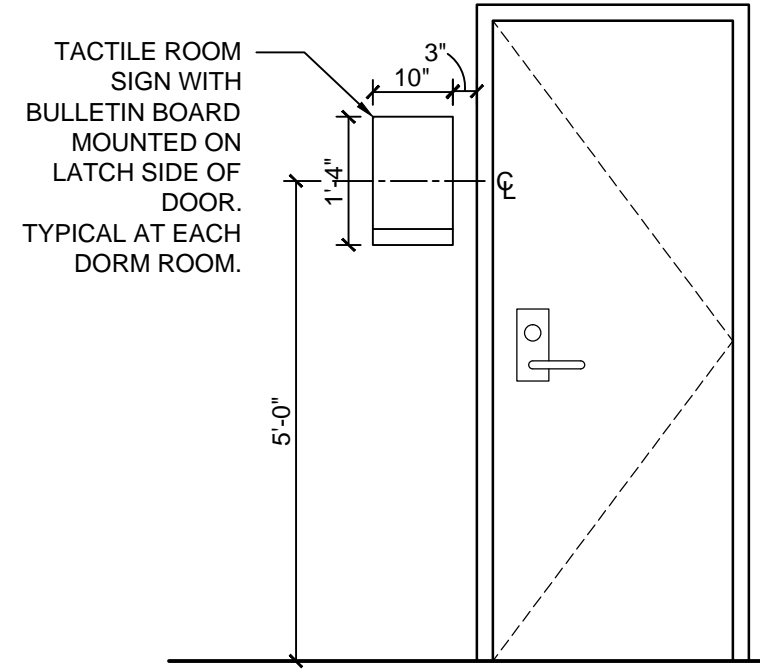
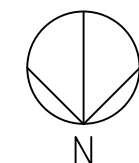
NEW FIRST FLOOR PLAN

PROJECT NUMBER: 911717
DATE: MARCH 14, 2014
SHEET NO.: A101

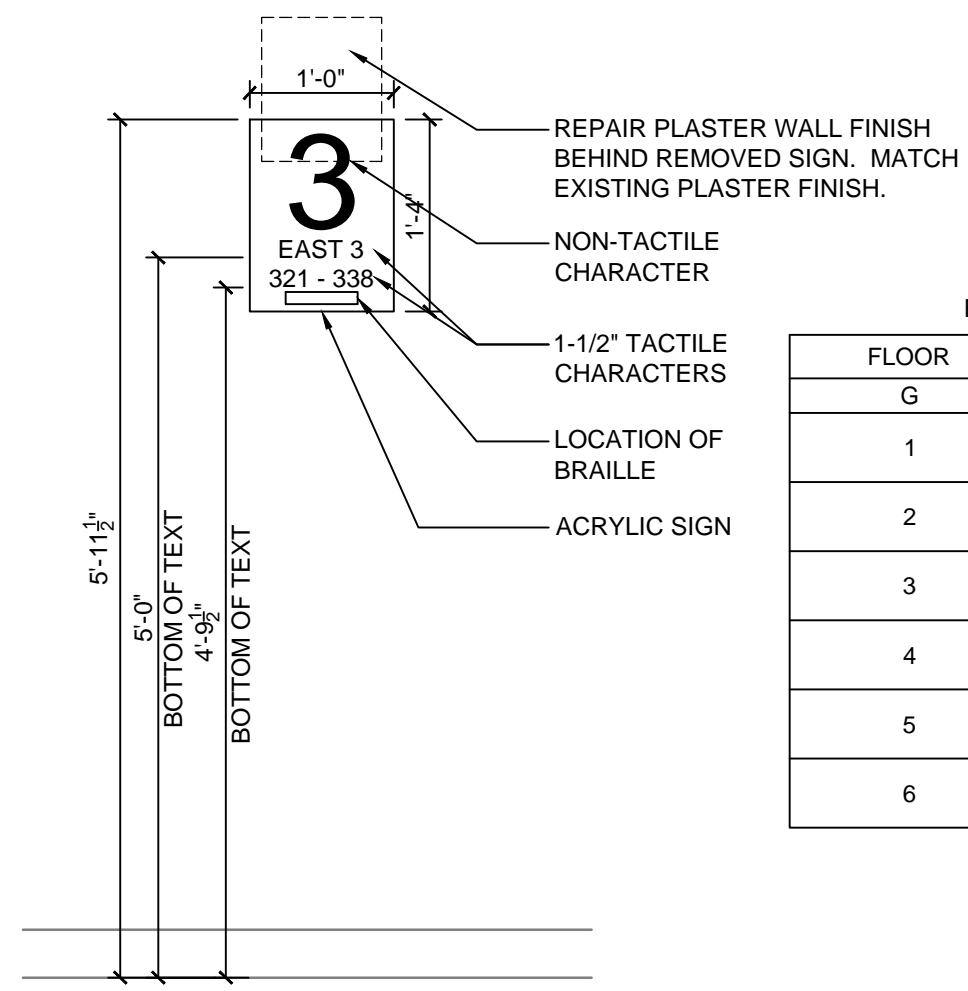
5/12/2014 1:23 PM RUP/PLANT/DESIGN PROJECTS/KUHLMAN HALL/KUHLMAN HALL RENOVATION 2013/SHEETS/A102 NEW SECOND FLOOR PLAN.DWG



1 NEW SECOND FLOOR PLAN
1/8" = 1'-0"



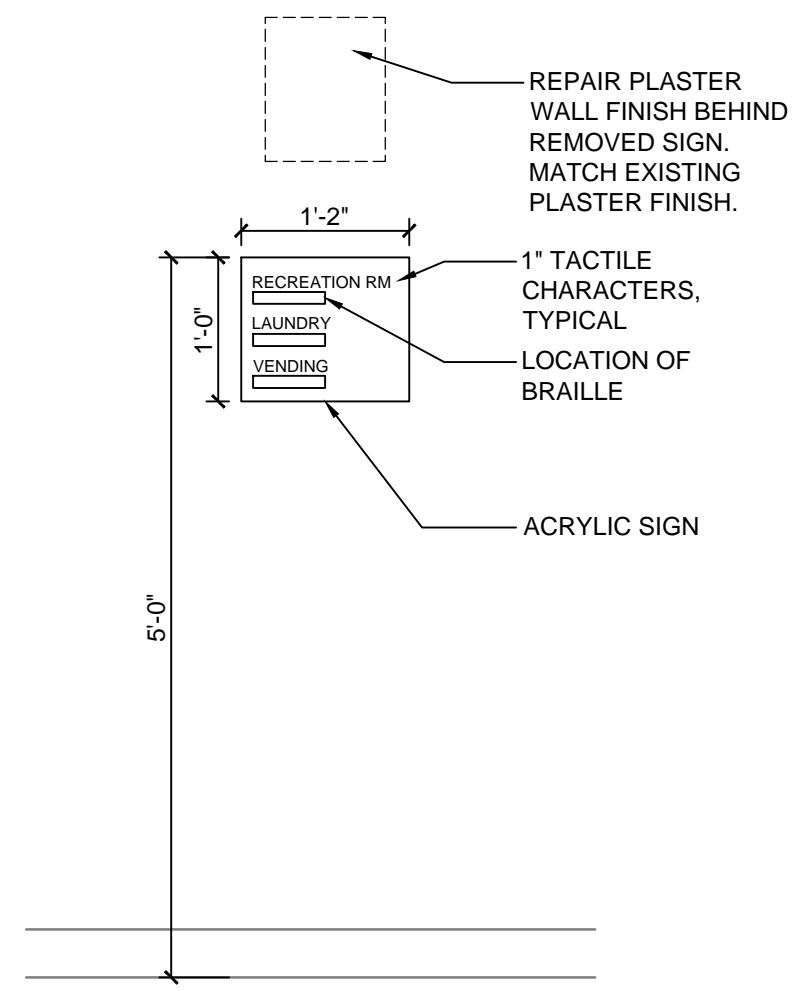
4 NEW DORM ROOM SIGNAGE
1/2" = 1'-0"



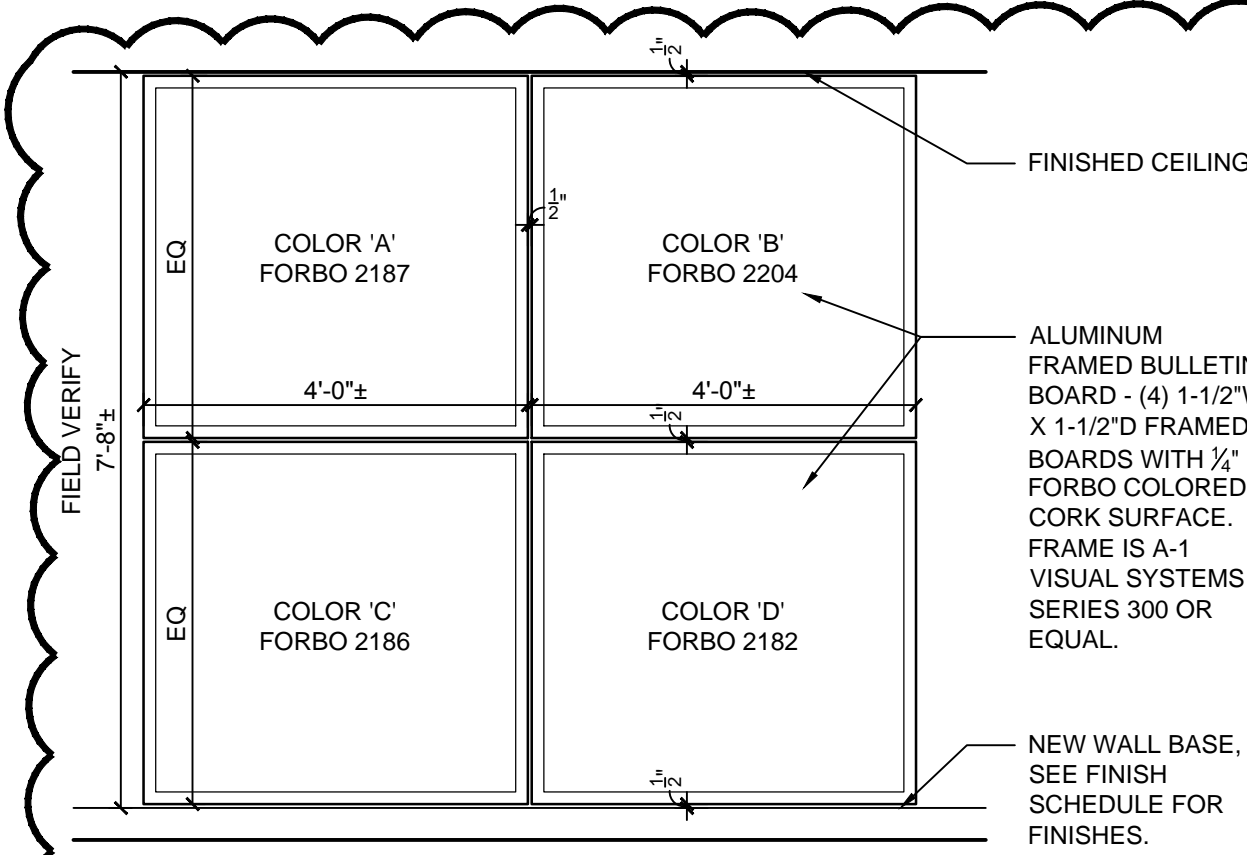
2 NEW WAYFINDING SIGNAGE
3/4" = 1'-0"

REQUIRED SIGNS PER FLOOR

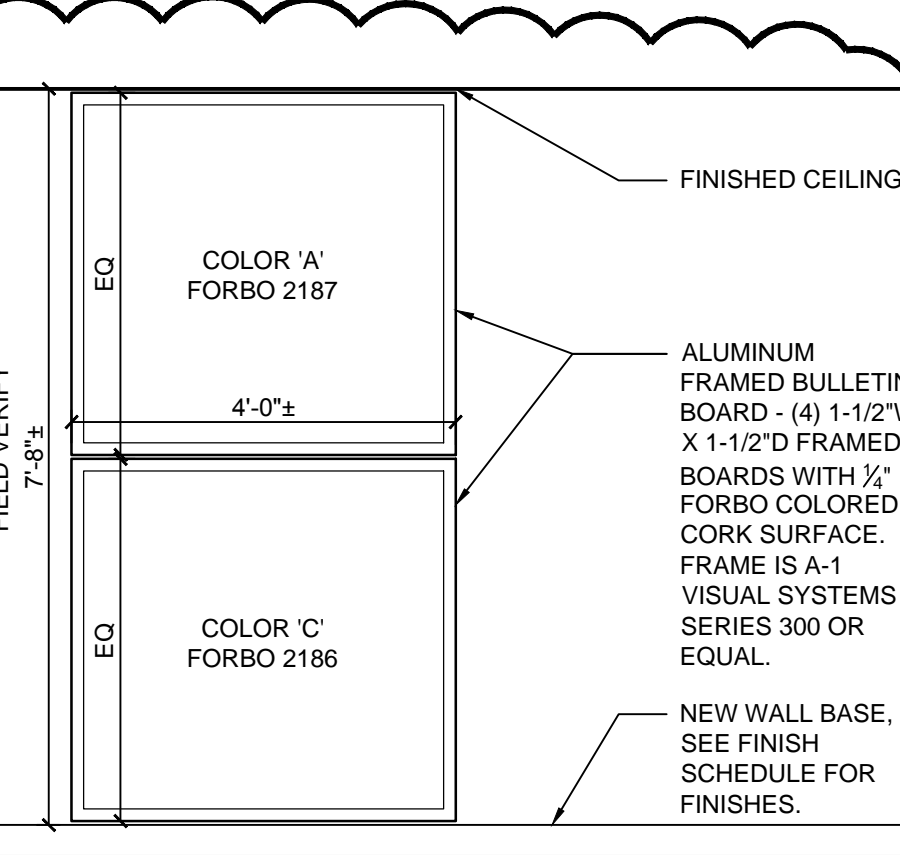
FLOOR	SIDE	ROOMS
G	WEST	001 - 018
1	WEST	101 - 119
1	EAST	120 - 134
2	WEST	201 - 219
2	EAST	221 - 235
3	WEST	301 - 319
3	EAST	321 - 335
4	WEST	401 - 419
4	EAST	421 - 435
5	WEST	501 - 519
5	EAST	521 - 535
6	WEST	601 - 619
6	EAST	621 - 635



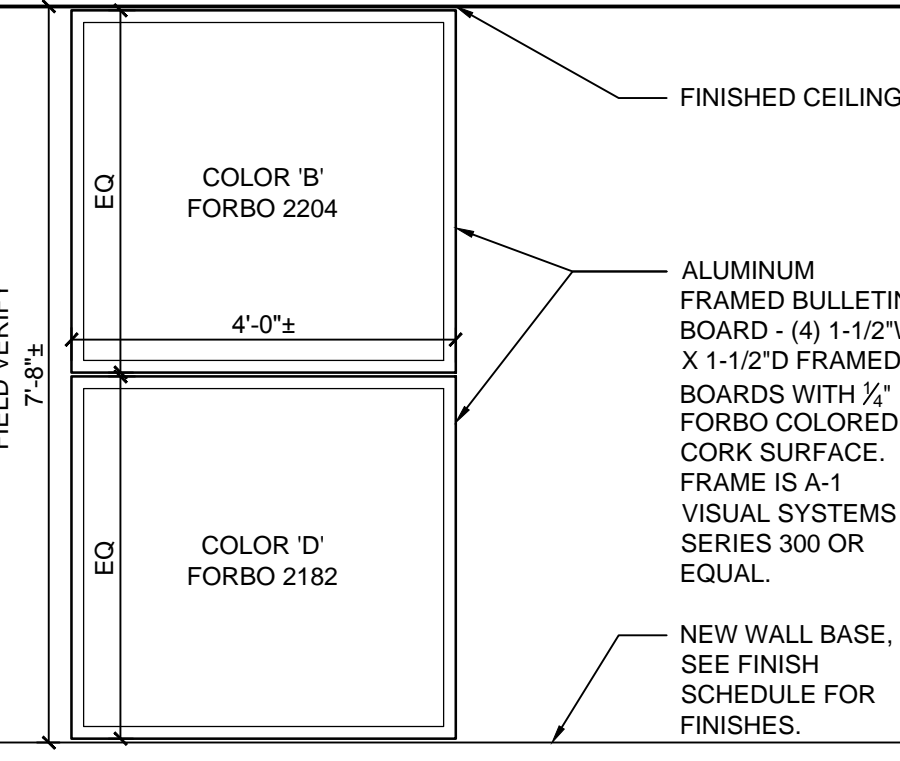
3 NEW GROUND FLOOR SIGN
3/4" = 1'-0"




5 NEW LOBBY BULLETIN BOARD
1/2" = 1'-0"



6 NEW LOBBY BULLETIN BOARD
1/2" = 1'-0"



7 NEW LOBBY BULLETIN BOARD
1/2" = 1'-0"



8 NEW LOBBY BULLETIN BOARD
1/2" = 1'-0"

9 NEW LOBBY BULLETIN BOARD
1/2" = 1'-0"

NEW FLOOR PLAN NOTES

- ALL FIRE EXTINGUISHER CABINETS GET NEW SIGNAGE. SPRAY PAINT FIRE EXTINGUISHER CABINET DOORS AND FRAMES COLOR P-7. APPLY DECAL AFTER PAINTING IS COMPLETE. ADD RED LETTER DECAL LABELING 'FIRE EXTINGUISHER' ON ALL EXISTING CABINETS. REFER TO LS-SERIES DRAWINGS FOR ALL FIRE EXTINGUISHER CABINET LOCATIONS. PROVIDE SUBMITTAL.

NEW FLOOR PLAN KEYNOTES

- NOT USED
- REPLACE BROKEN MARBLE THRESHOLD.
- PROVIDE NEW WAYFINDING SIGNAGE PER DETAIL 2/A102.
- REPLACE BROKEN, MISSING, OR LOOSE VCT IN DORM ROOMS.
- REMOVE EXISTING VENT. INFILL WALL WITH 1 HOUR RATED CONSTRUCTION TO MATCH EXISTING. FINISH LOBBY SIDE OF WALL WITH PLASTER FINISH TO MATCH LOBBY.
- EXISTING BULLETIN BOARD TO REMAIN.

CORNER GUARD

CG-1 FULL HEIGHT CORNER GUARD TO TOP OF FINISHED BASE. TYPICAL.

KUHLMAN HALL RENOVATION PHASE II

XAVIER UNIVERSITY
3824 LEDGEWOOD DRIVE
CINCINNATI, OHIO 45207



FOR BIDDING AND PERMIT

REVISION	DATE	DESCRIPTION
1	3/14/2014	ADDENDUM 1
2	3/28/2014	BULLETIN 1
3	4/25/2014	

KOHR'S LONGEMANN HELL
ENGINEERS, P.C.
MECHANICAL/ELECTRICAL ENGINEERS
1210 ALABAMA, P.O. BOX 11
1210 ALABAMA, P.O. BOX 11
CINCINNATI, OHIO 45202
513-252-2222 FAX 513-252-2222

OFFICE OF PHYSICAL PLANT
XAVIER UNIVERSITY
3800 VICTORY PARKWAY
CINCINNATI, OH 45207
513-745-2037

STATE OF OHIO
REGISTERED ARCHITECT
RACHEL BIESIK
11710
EXPIRATION DATE: 12/31/2014

DRAWN BY: JKF CHECKED BY: REB

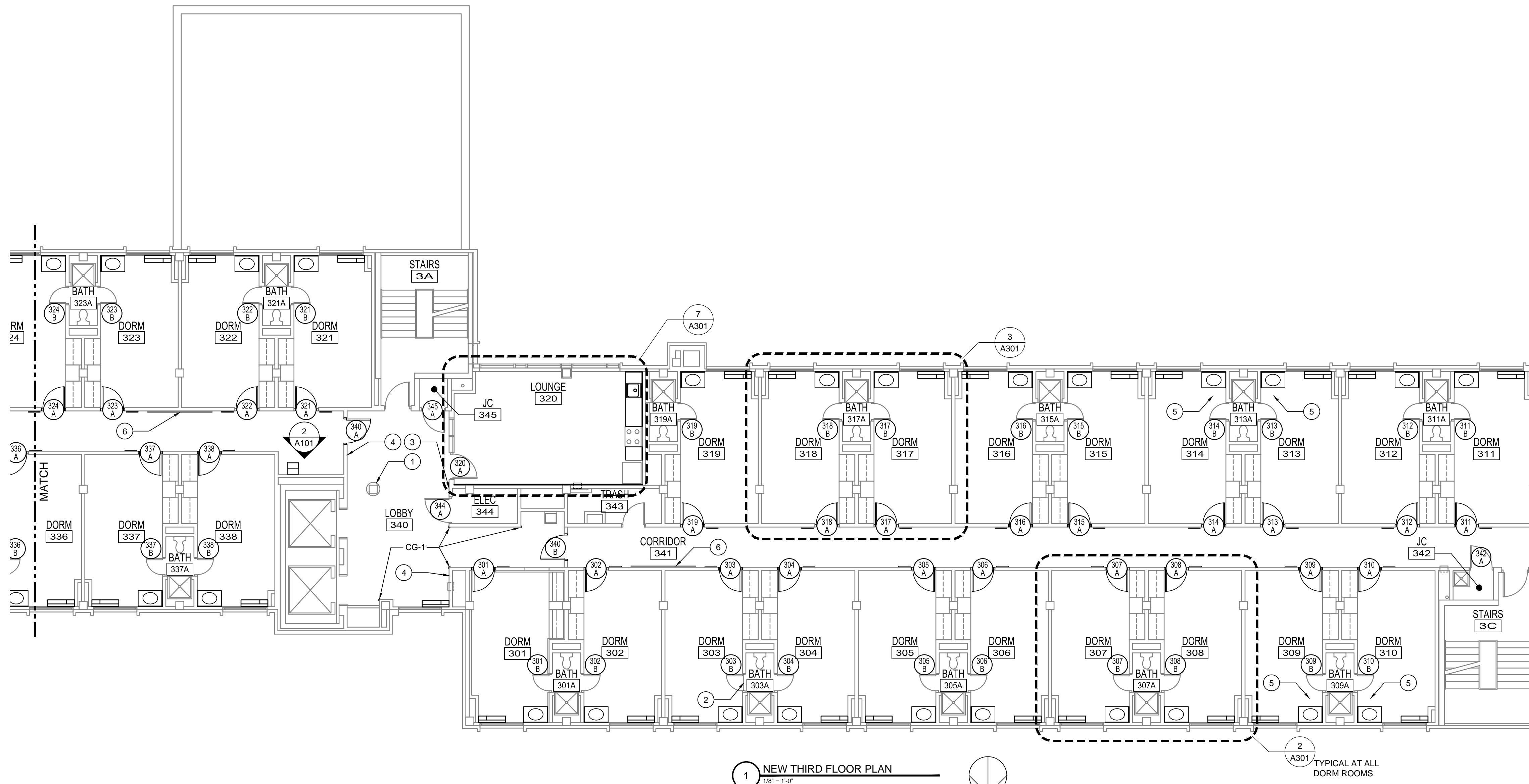
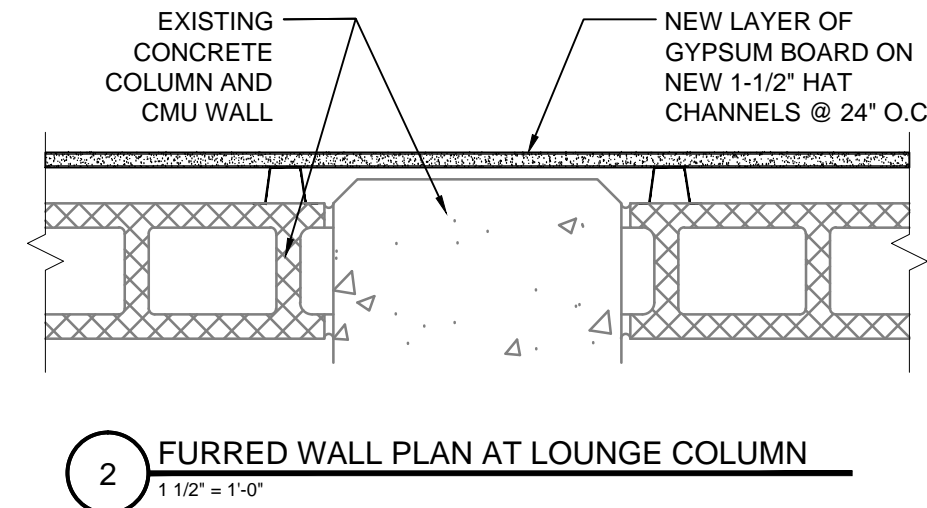
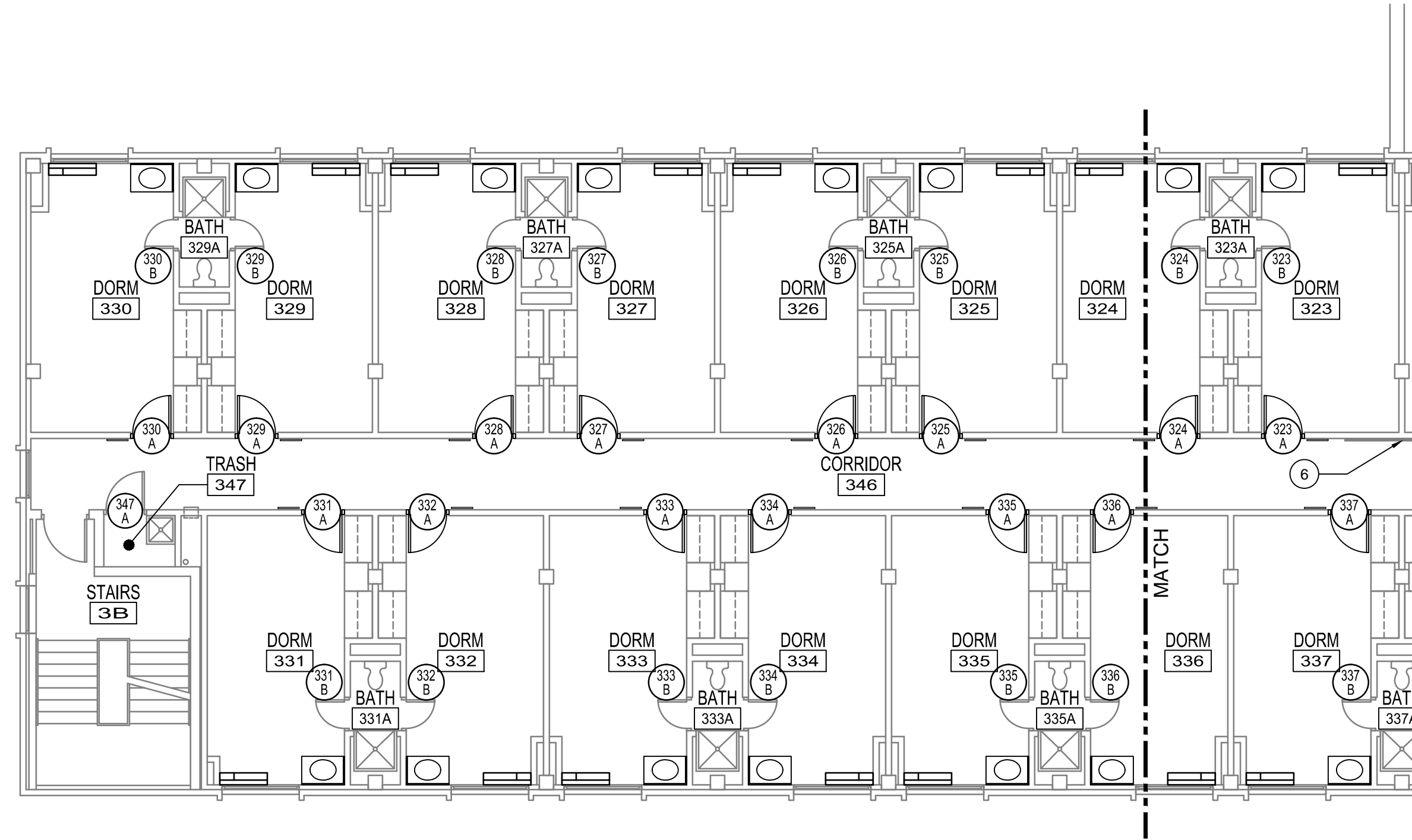
NEW SECOND FLOOR PLAN

PROJECT NUMBER
911717

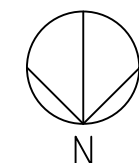
DATE
MARCH 14, 2014

SHEET NO.
A102

5/12/2014 1:24 PM R:\PLANT\DESIGN PROJECTS\KUHLMAN HALL\KUHLMAN HALL RENOVATION 2013\SHEETS\A103 NEW THIRD FLOOR PLAN.DWG



1 NEW THIRD FLOOR PLAN
1/8" = 1'-0"



- NEW FLOOR PLAN NOTES**
- A. ALL FIRE EXTINGUISHER CABINETS GET NEW SIGNAGE. SPRAY PAINT FIRE EXTINGUISHER CABINET DOORS AND FRAMES COLOR P-7. APPLY DECAL AFTER PAINTING IS COMPLETE. ADD RED LETTER DECAL LABELING 'FIRE EXTINGUISHER' ON ALL EXISTING CABINETS. REFER TO LS-SERIES DRAWINGS FOR ALL FIRE EXTINGUISHER CABINET LOCATIONS. PROVIDE SUBMITTAL.
- NEW FLOOR PLAN KEYNOTES**
1. INSTALL PTM-1 ON COLUMNS, FLOOR TO CEILING. WRAP COLUMN IN 1/2" FLEXIBLE GYPSUM BOARD TO PREPARE COLUMN FOR TILE. COLUMN CIRCUMFERENCE WITH GYPSUM BOARD = 5'-5"±.
 2. REPLACE BROKEN MARBLE THRESHOLD.
 3. PATCH WALL WITH TEXTURED PLASTER FINISH TO MATCH EXISTING, WHERE FAUX PILASTER WAS REMOVED.
 4. PROVIDE NEW WAYFINDING SIGNAGE PER DETAIL 2/A102.
 5. REPLACE BROKEN, MISSING, OR LOOSE VCT IN DORM ROOMS.
 6. EXISTING BULLETIN BOARD TO REMAIN.

CORNER GUARD
CG-1 FULL HEIGHT CORNER GUARD TO TOP OF FINISHED BASE, TYPICAL.


**KUHLMAN HALL RENOVATION
PHASE II**
XAVIER UNIVERSITY
3824 LEDGEWOOD DRIVE
CINCINNATI, OHIO 45207



DATE	REVISION	FOR BIDDING AND PERMIT
3/14/2014		
3/28/2014	ADDENDUM 1	
4/25/2014	BULLETIN 1	

KOHR'S LONNEMANN HELL
ENGINEERS, P.C.
MECHANICAL/ELECTRICAL ENGINEERS
1230 ALEXANDRIA PIKE, ST. 11
12100 TOWN, TOWNSHIP, OHIO 45215
937-442-8888 FAX
937-442-8888 FAX

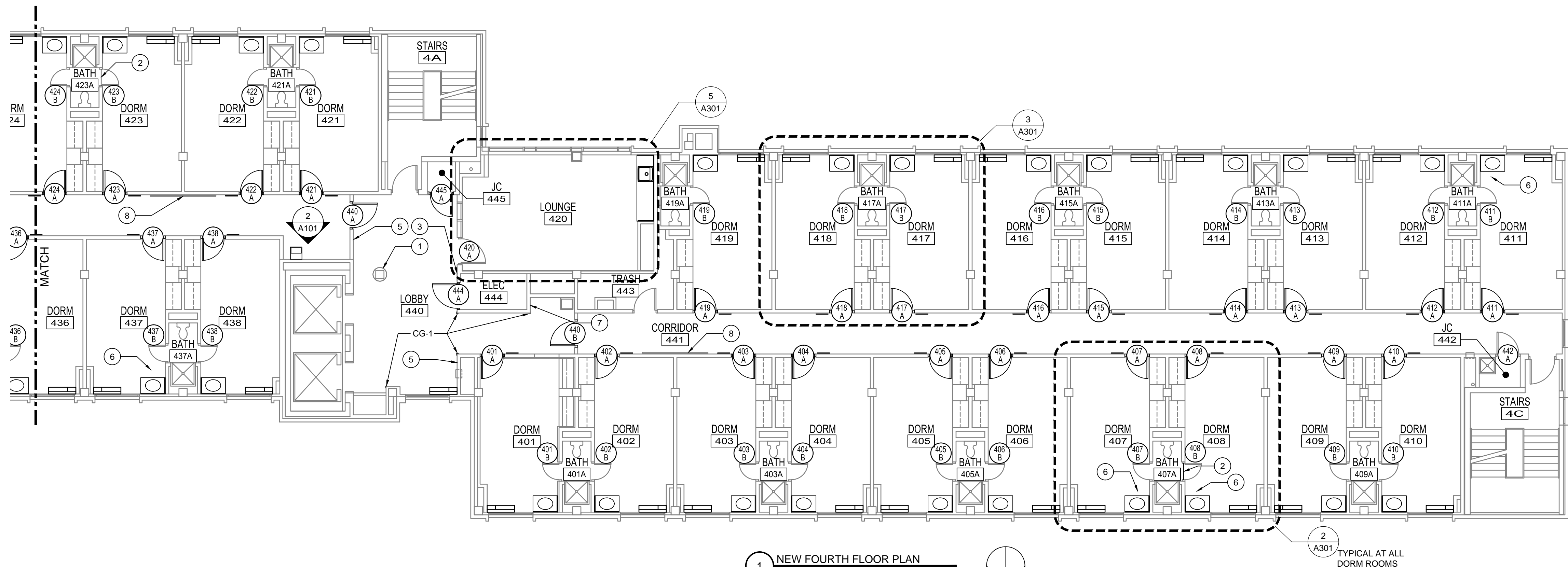
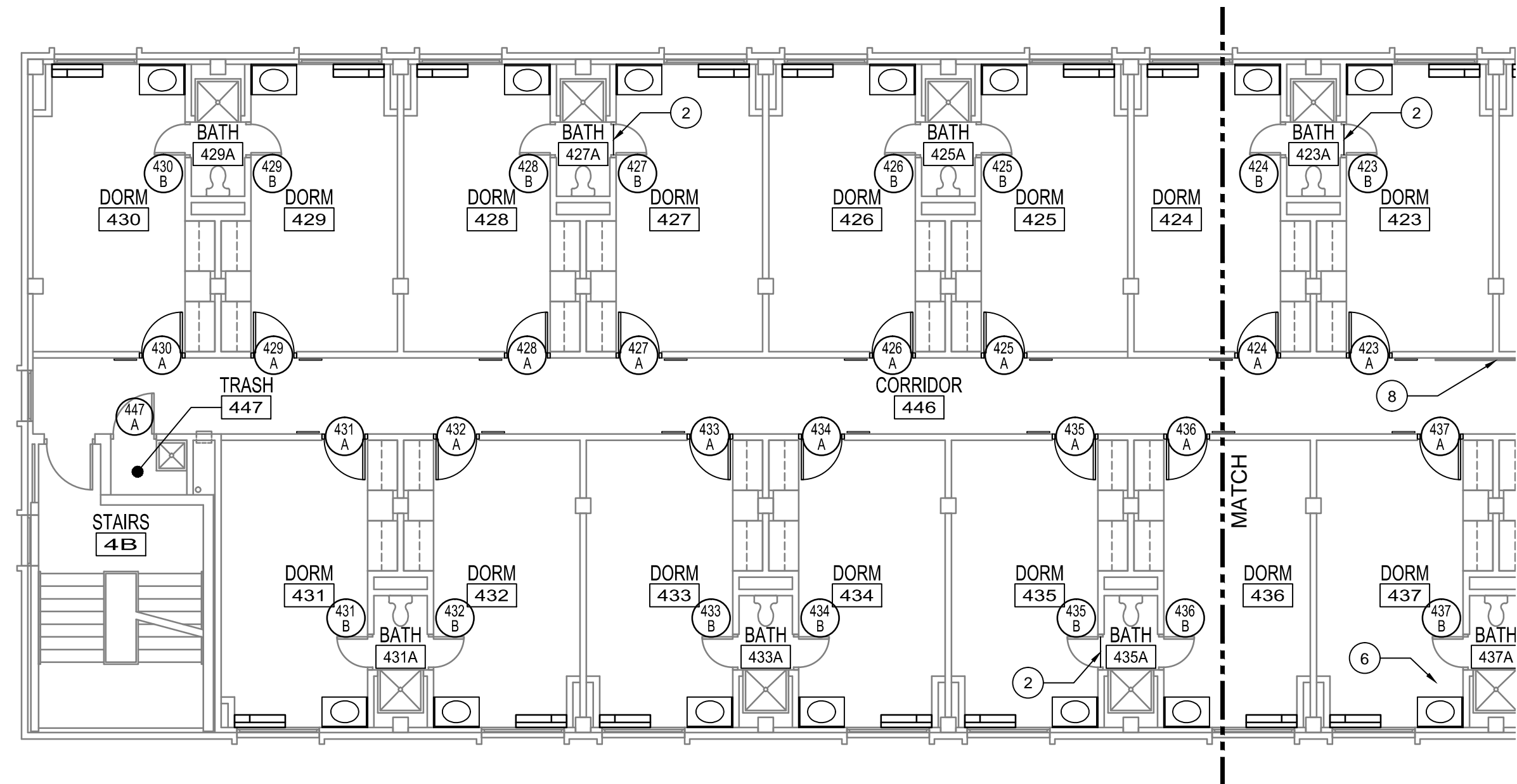
OFFICE OF PHYSICAL PLANT
XAVIER UNIVERSITY
3800 VICTORY PARKWAY
CINCINNATI, OH 45207
513-745-2037



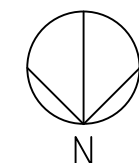
DRAWN BY: JKF
CHECKED BY: REB

**NEW THIRD
FLOOR
PLAN**

PROJECT NUMBER
911717
DATE
MARCH 14, 2014
SHEET NO.
A103



1 NEW FOURTH FLOOR PLAN
1/8" = 1'-0"



2 A301 TYPICAL AT ALL DORM ROOMS

- NEW FLOOR PLAN NOTES**
- A. ALL FIRE EXTINGUISHER CABINETS GET NEW SIGNAGE. SPRAY PAINT FIRE EXTINGUISHER CABINET DOORS AND FRAMES COLOR P-7. APPLY DECAL AFTER PAINTING IS COMPLETE. ADD RED LETTER DECAL LABELING 'FIRE EXTINGUISHER' ON ALL EXISTING CABINETS. REFER TO LS-SERIES DRAWINGS FOR ALL FIRE EXTINGUISHER CABINET LOCATIONS. PROVIDE SUBMITTAL.

- NEW FLOOR PLAN KEYNOTES**
1. INSTALL PTM-1 ON COLUMNS, FLOOR TO CEILING. WRAP COLUMN IN 1/2" FLEXIBLE GYPSUM BOARD TO PREPARE COLUMN FOR TILE. COLUMN CIRCUMFERENCE WITH GYPSUM BOARD = 5'-5"±.
 2. REPLACE BROKEN MARBLE THRESHOLD.
 3. PATCH WALL WITH TEXTURED PLASTER FINISH TO MATCH EXISTING, WHERE FAUX PILASTER WAS REMOVED.
 4. NOT USED.
 5. PROVIDE NEW WAYFINDING SIGNAGE PER DETAIL 2/A102.
 6. REPLACE BROKEN, MISSING, OR LOOSE VCT IN DORM ROOMS.
 7. REMOVE EXISTING VENT. INFILL WALL WITH 1 HOUR RATED CONSTRUCTION TO MATCH EXISTING. FINISH LOBBY SIDE OF WALL WITH PLASTER FINISH TO MATCH LOBBY.
 8. EXISTING BULLETIN BOARD TO REMAIN.

CORNER GUARD
CG-1 FULL HEIGHT CORNER GUARD TO TOP OF FINISHED BASE. TYPICAL.

KUHLMAN HALL RENOVATION PHASE II

XAVIER UNIVERSITY
3824 LEDGEWOOD DRIVE
CINCINNATI, OHIO 45207



DATE	REVISION	FOR BIDDING AND PERMIT
3/14/2014		
3/28/2014	ADDENDUM 1	
4/25/2014	BULLETIN 1	

KOHR'S LONEMANN HELL
ENGINEERS, P.C.
MECHANICAL/ELECTRICAL ENGINEERS
1230 ALEXANDRIA PARK, SUITE 11
2510 TOWN CENTER DRIVE
CINCINNATI, OHIO 45215
513-252-2888 FAX
513-252-2888 FAX

OFFICE OF PHYSICAL PLANT
XAVIER UNIVERSITY
3800 VICTORY PARKWAY
CINCINNATI, OH 45207
513-745-2037

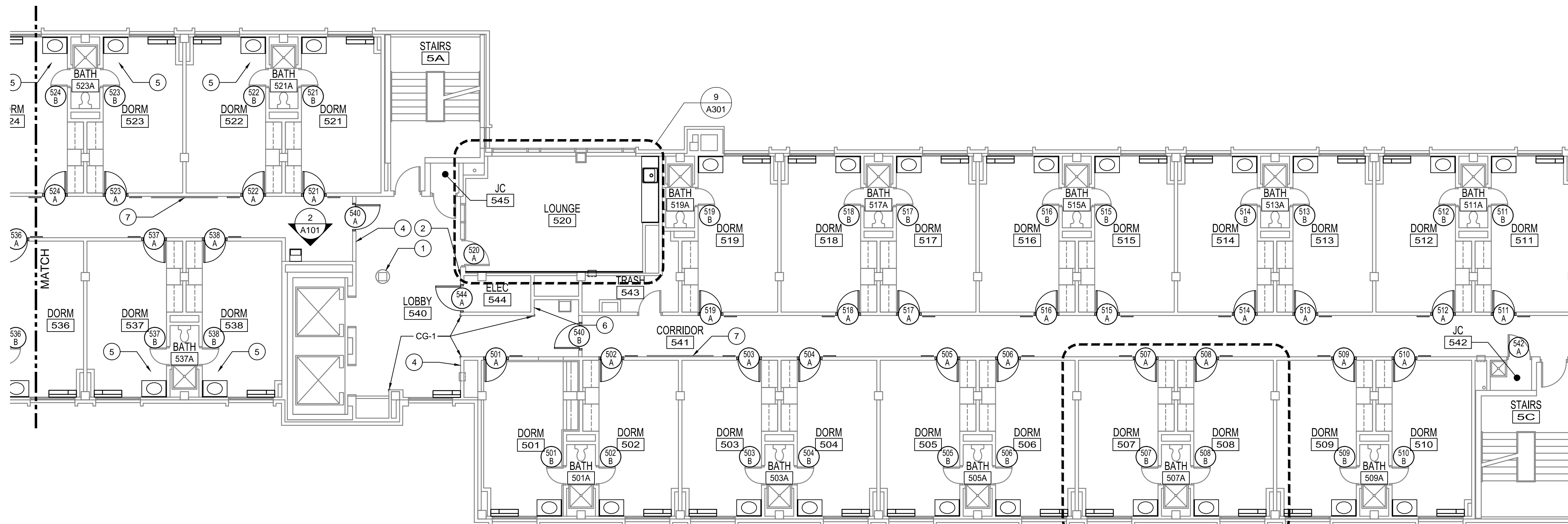
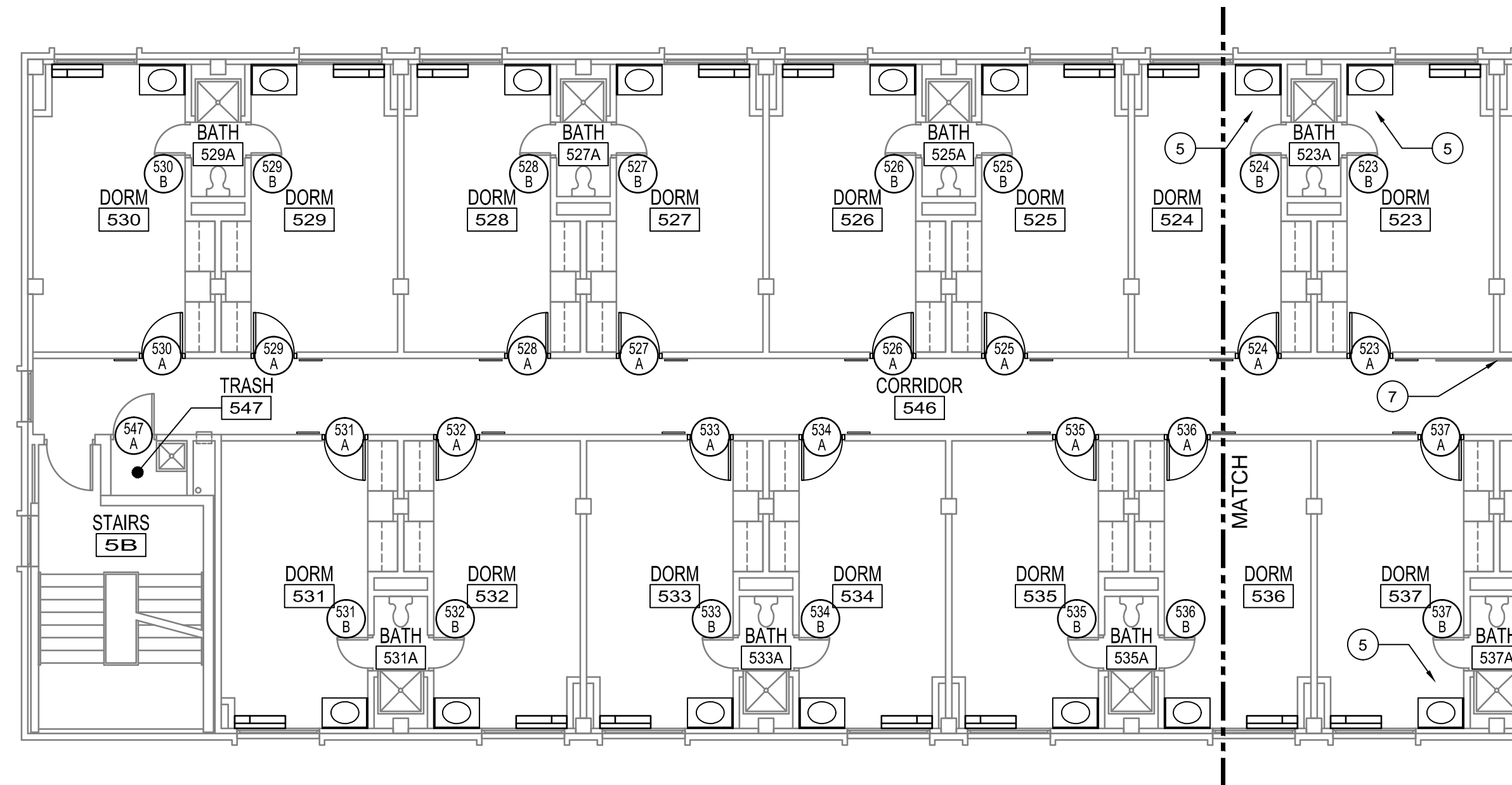


DRAWN BY: JKF
CHECKED BY: REB

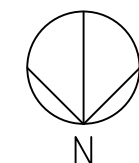
NEW FOURTH FLOOR PLAN

PROJECT NUMBER
911717
DATE
MARCH 14, 2014
SHEET NO.
A104

5/12/2014 1:24 PM R:\PLANT\DESIGN PROJECTS\KUHLMAN HALL\KUHLMAN HALL RENOVATION 2013\SHEETS\A105 NEW FIFTH FLOOR PLAN.DWG



1 NEW FIFTH FLOOR PLAN
1/8" = 1'-0"



2 TYPICAL AT ALL DORM ROOMS

NEW FLOOR PLAN NOTES

A. ALL FIRE EXTINGUISHER CABINETS GET NEW SIGNAGE. SPRAY PAINT FIRE EXTINGUISHER CABINET DOORS AND FRAMES COLOR P-7. APPLY DECAL AFTER PAINTING IS COMPLETE. ADD RED LETTER DECAL LABELING 'FIRE EXTINGUISHER' ON ALL EXISTING CABINETS. REFER TO LS-SERIES DRAWINGS FOR ALL FIRE EXTINGUISHER CABINET LOCATIONS. PROVIDE SUBMITTAL.

NEW FLOOR PLAN KEYNOTES

1. INSTALL PTM-1 ON COLUMNS, FLOOR TO CEILING. WRAP COLUMN IN 1/2" FLEXIBLE GYPSUM BOARD TO PREPARE COLUMN FOR TILE. COLUMN CIRCUMFERENCE WITH GYPSUM BOARD = 5'-5".
2. PATCH WALL WITH TEXTURED PLASTER FINISH TO MATCH EXISTING, WHERE FAUX PILASTER WAS REMOVED.
3. NOT USED
4. PROVIDE NEW WAYFINDING SIGNAGE PER DETAIL 2/A102.
5. REPLACE BROKEN, MISSING, OR LOOSE VCT IN DORM ROOMS.
6. REMOVE EXISTING VENT. INFILL WALL WITH 1 HOUR RATED CONSTRUCTION TO MATCH EXISTING. FINISH LOBBY SIDE OF WALL WITH PLASTER FINISH TO MATCH LOBBY.
7. EXISTING BULLETIN BOARD TO REMAIN.

CORNER GUARD

CG-1 FULL HEIGHT CORNER GUARD TO TOP OF FINISHED BASE, TYPICAL.

KUHLMAN HALL RENOVATION PHASE II


XAVIER UNIVERSITY
3824 LEDGEWOOD DRIVE
CINCINNATI, OHIO 45207



DATE	REVISION	FOR BIDDING AND PERMIT
3/14/2014		
3/28/2014	ADDENDUM 1	
4/25/2014	BULLETIN 1	

KOHR'S LONEMANN HELL
ENGINEERS, P.C.
MECHANICAL/ELECTRICAL ENGINEERS
1230 ALEXANDRIA PARK, SUITE 111
12100 TOWN CENTER DRIVE
CINCINNATI, OHIO 45242
513-252-2100 FAX
513-252-2102 FAX

OFFICE OF PHYSICAL PLANT
XAVIER UNIVERSITY
3800 VICTORY PARKWAY
CINCINNATI, OH 45207
513-745-2037



DRAWN BY: JKF
CHECKED BY: REB

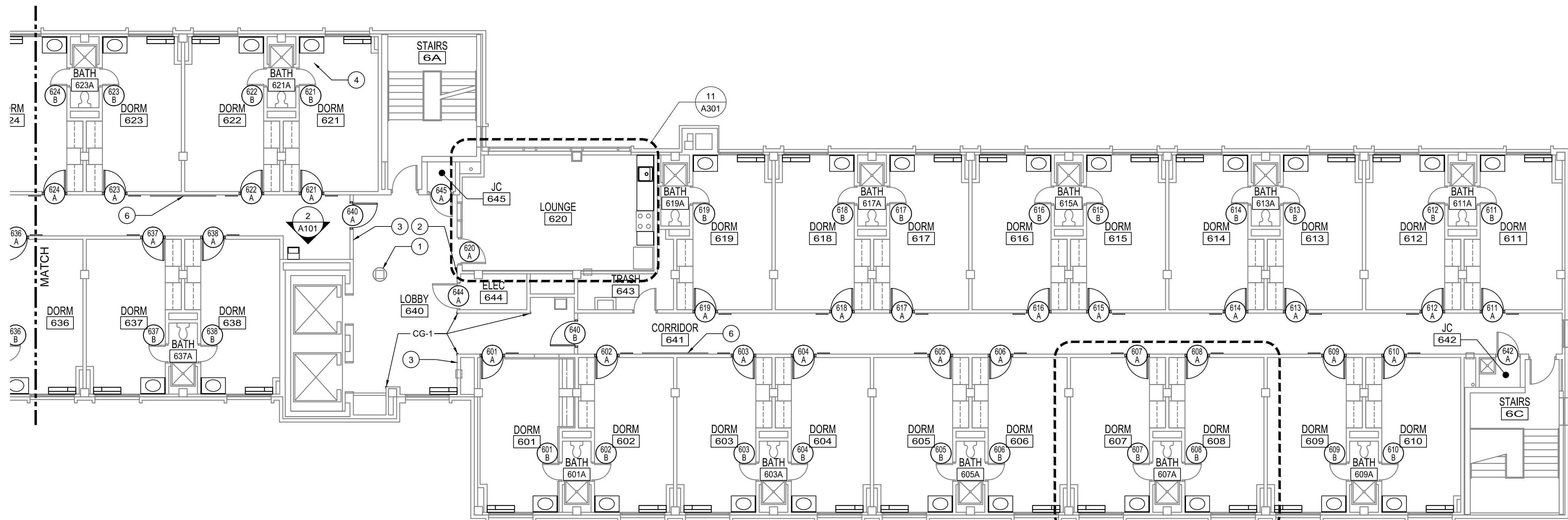
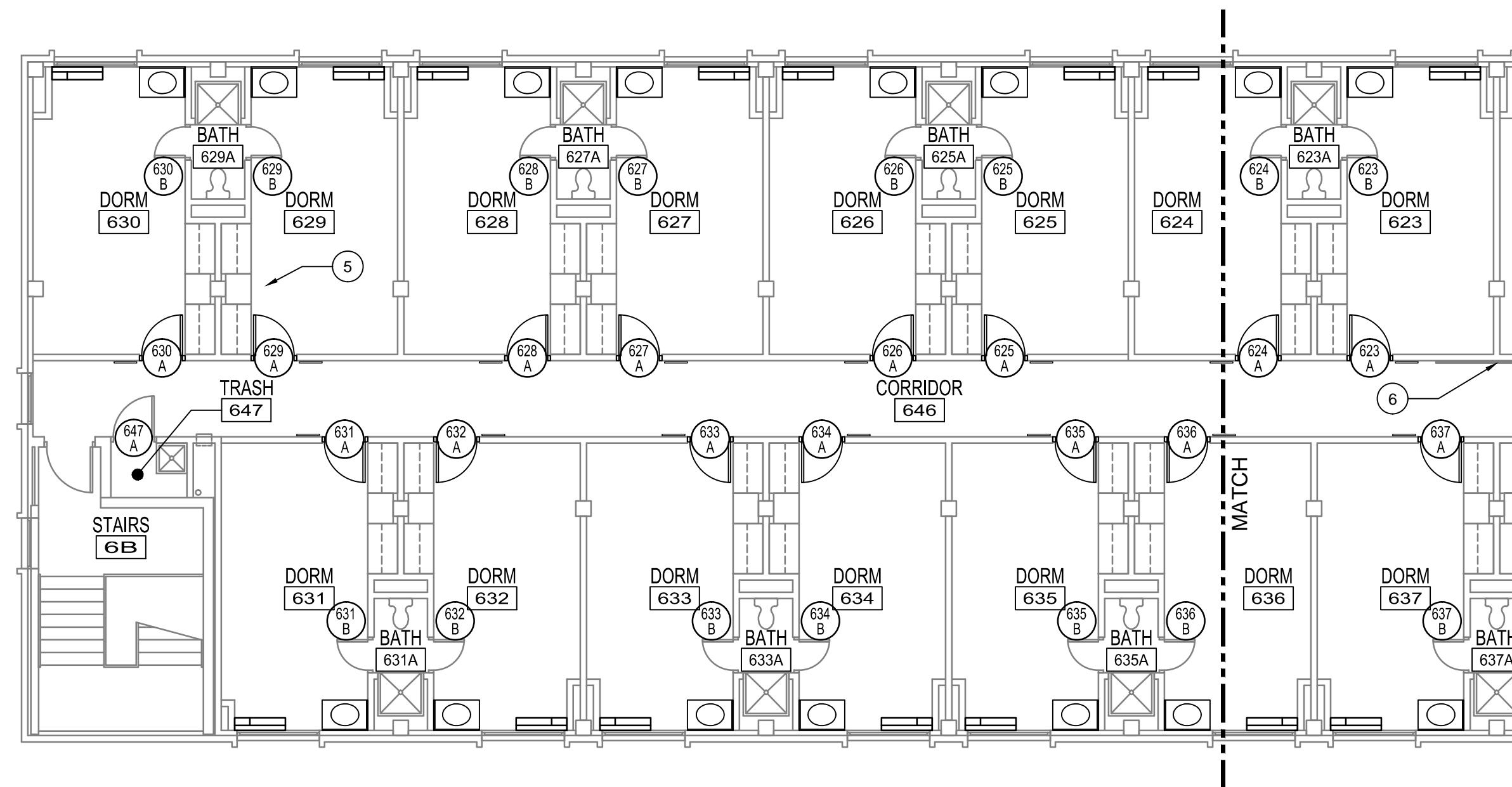
NEW FIFTH FLOOR PLAN

PROJECT NUMBER
911717

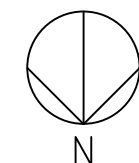
DATE
MARCH 14, 2014

SHEET NO.
A105

5/12/2014 1:24 PM R:\PLANT\DESIGN PROJECTS\KUHLMAN HALL\KUHLMAN HALL RENOVATION 2013\SHEETS\A106 NEW SIXTH FLOOR PLAN.DWG



1 NEW SIXTH FLOOR PLAN
1/8" = 1'-0"



2 TYPICAL AT ALL DORM ROOMS

NEW FLOOR PLAN NOTES

A. ALL FIRE EXTINGUISHER CABINETS GET NEW SIGNAGE. SPRAY PAINT FIRE EXTINGUISHER CABINET DOORS AND FRAMES COLOR P-7. APPLY DECAL AFTER PAINTING IS COMPLETE. ADD RED LETTER DECAL LABELING 'FIRE EXTINGUISHER' ON ALL EXISTING CABINETS. REFER TO LS-SERIES DRAWINGS FOR ALL FIRE EXTINGUISHER CABINET LOCATIONS. PROVIDE SUBMITTAL.

NEW FLOOR PLAN KEYNOTES

1. INSTALL PTM-1 ON COLUMNS, FLOOR TO CEILING. WRAP COLUMN IN 1/2" FLEXIBLE GYPSUM BOARD TO PREPARE COLUMN FOR TILE. COLUMN CIRCUMFERENCE WITH GYPSUM BOARD = 5'-5".
2. PATCH WALL WITH TEXTURED PLASTER FINISH TO MATCH EXISTING, WHERE FAUX PLASTER WAS REMOVED.
3. PROVIDE NEW WAYFINDING SIGNAGE PER DETAIL 2/A102.
4. REPLACE BROKEN, MISSING, OR LOOSE VCT IN DORM ROOMS.
5. REPLACE MISSING OR LOOSE VINYL WALL BASE.
6. EXISTING BULLETIN BOARD TO REMAIN.

CORNER GUARD
CG-1 FULL HEIGHT CORNER GUARD TO TOP OF FINISHED BASE, TYPICAL.

KUHLMAN HALL RENOVATION PHASE II


XAVIER UNIVERSITY
3824 LEDGEWOOD DRIVE
CINCINNATI, OHIO 45207



DATE	REVISION	FOR BIDDING AND PERMIT
3/14/2014		
3/28/2014	ADDDENDUM 1	
4/25/2014	BULLETIN 1	

KOHR'S LONNEMANN HELL
ENGINEERS, P.C.
MECHANICAL/ELECTRICAL ENGINEERS
1210 ALEXANDRIA PARK, 21ST FL.
2101 TOWN OF KENTWOOD, OHIO 45241
937-432-1100 FAX
937-432-1100 FAX

OFFICE OF PHYSICAL PLANT
XAVIER UNIVERSITY
3800 VICTORY PARKWAY
CINCINNATI, OH 45207
513-745-2037



DRAWN BY: JKF
CHECKED BY: REB

NEW SIXTH FLOOR PLAN

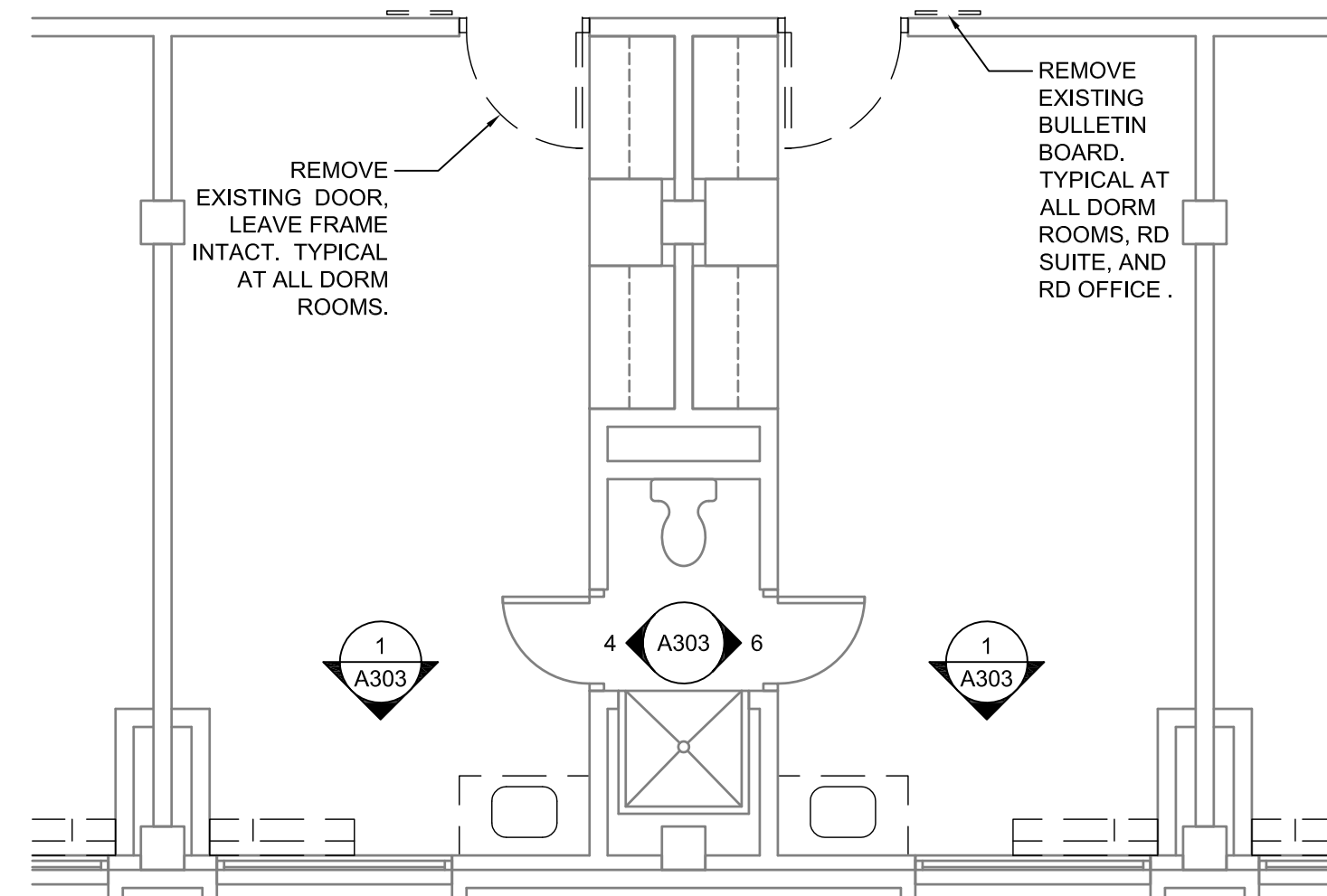
PROJECT NUMBER
911717

DATE
MARCH 14, 2014

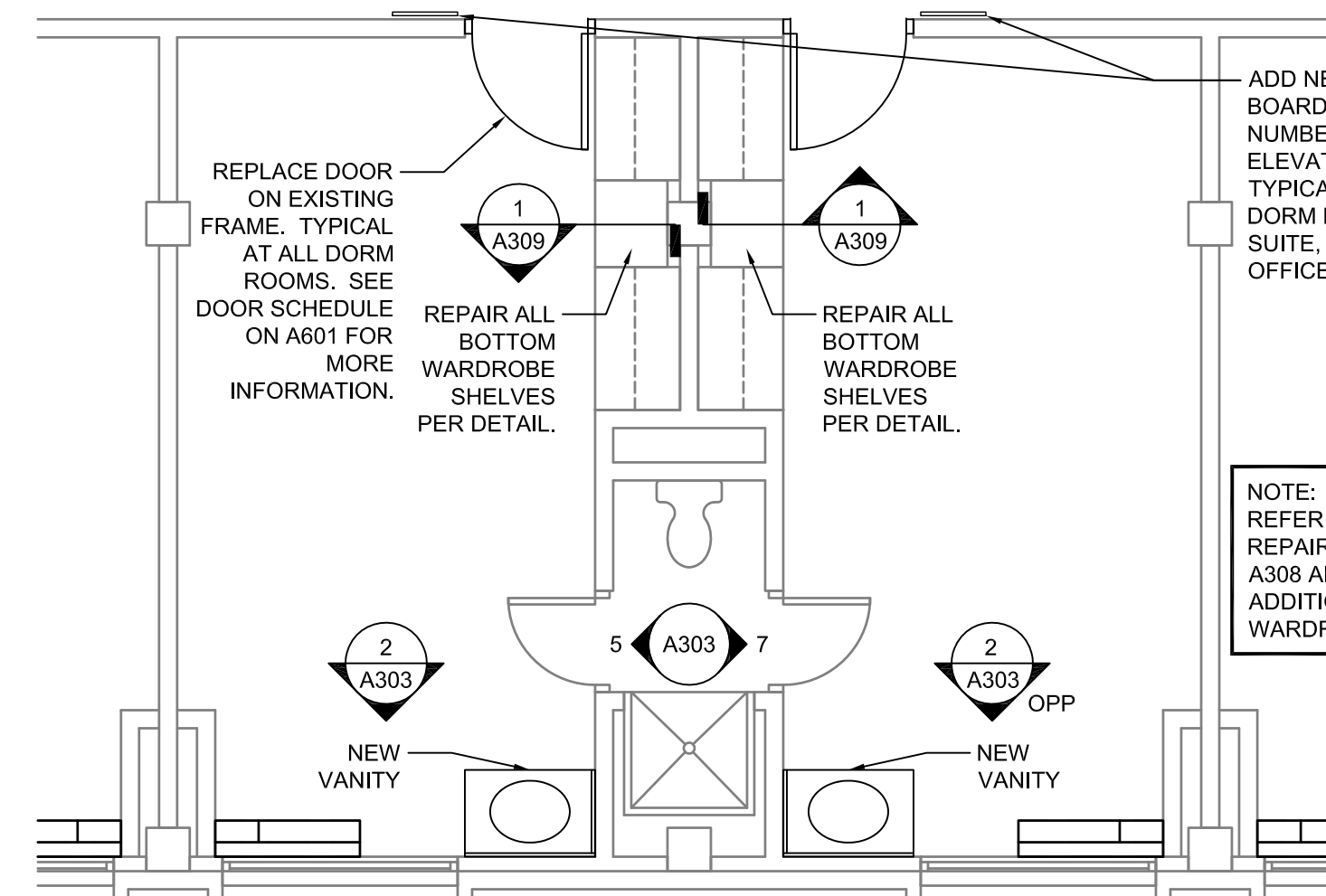
SHEET NO.
A106

R:\PLANT\DESIGN PROJECTS\KUHLMAN HALL\KUHLMAN HALL RENOVATION\2013\SHEETS\A301 DORM & LOUNGE ENLARGED PLANS.DWG

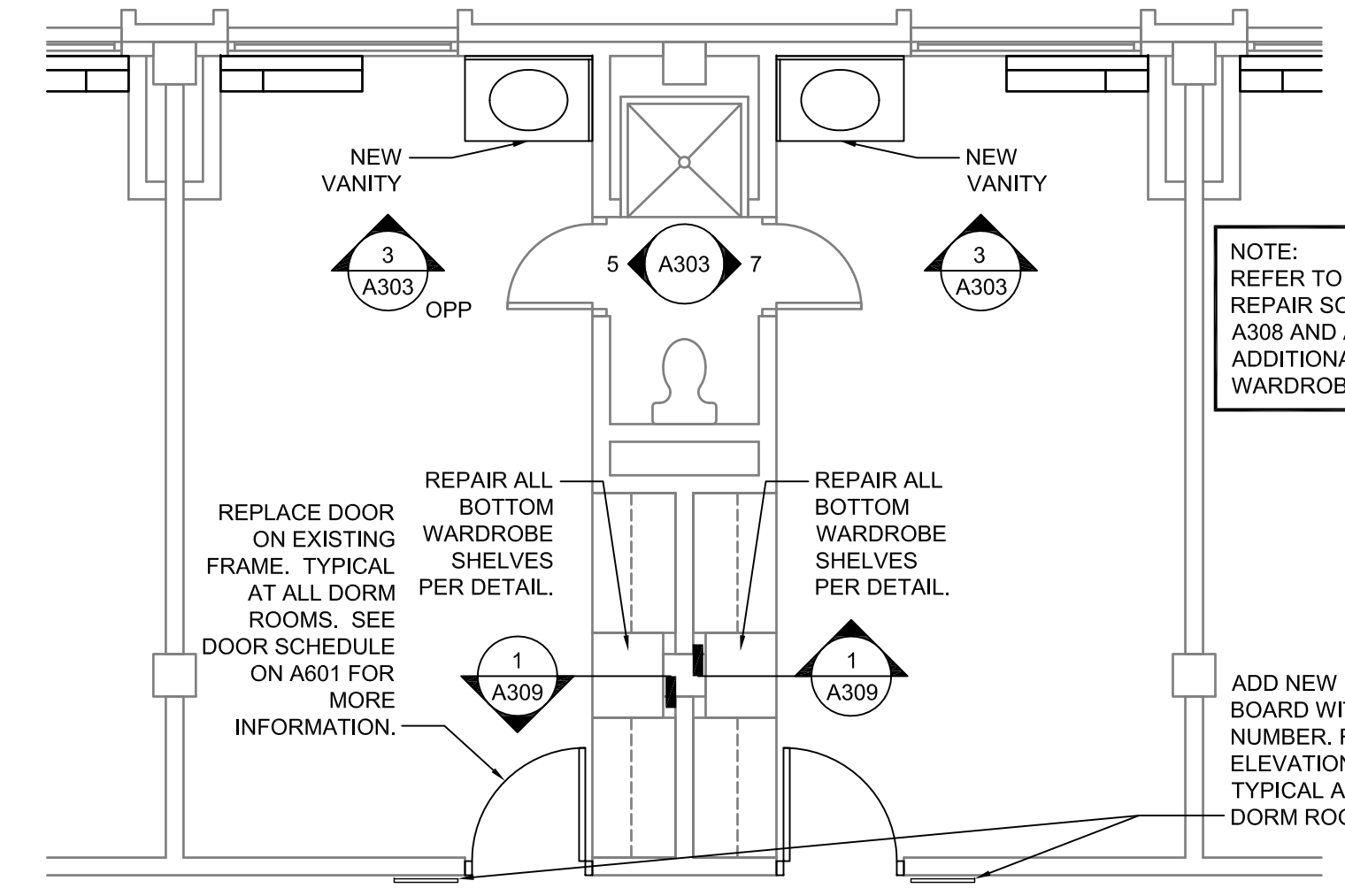
5/1/2014 3:39 PM



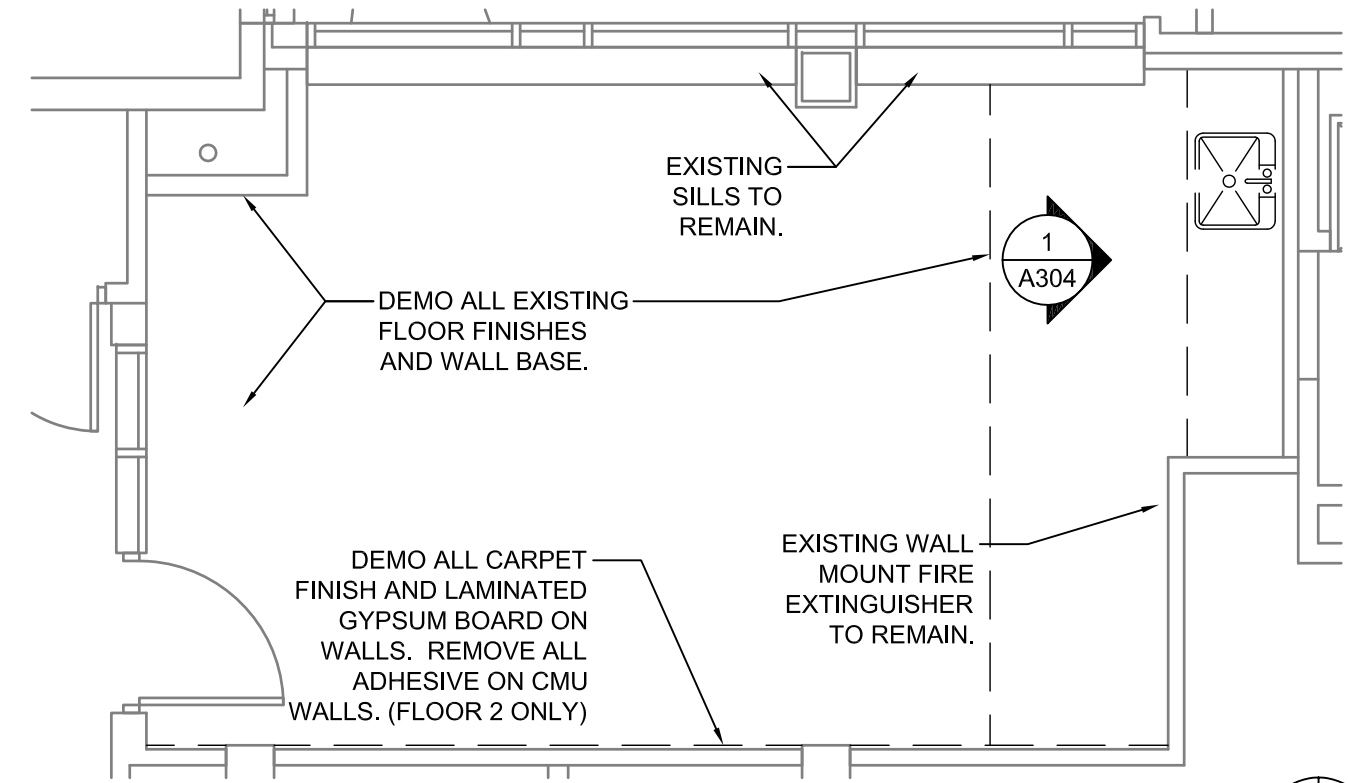
1 DEMO ENLARGED TYPICAL DORM SUITE
1/4" = 1'-0"



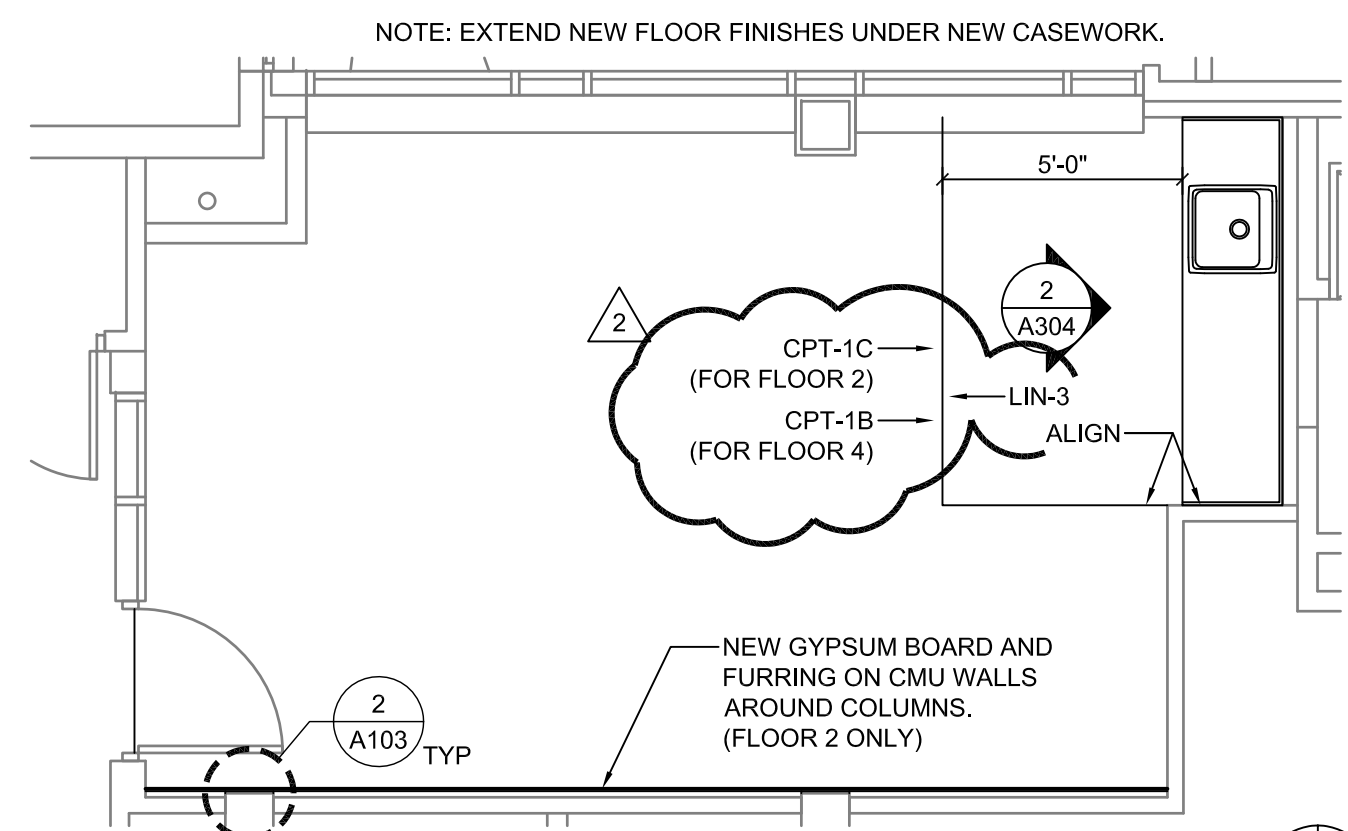
2 NEW ENLARGED TYPICAL DORM SUITE
1/4" = 1'-0"



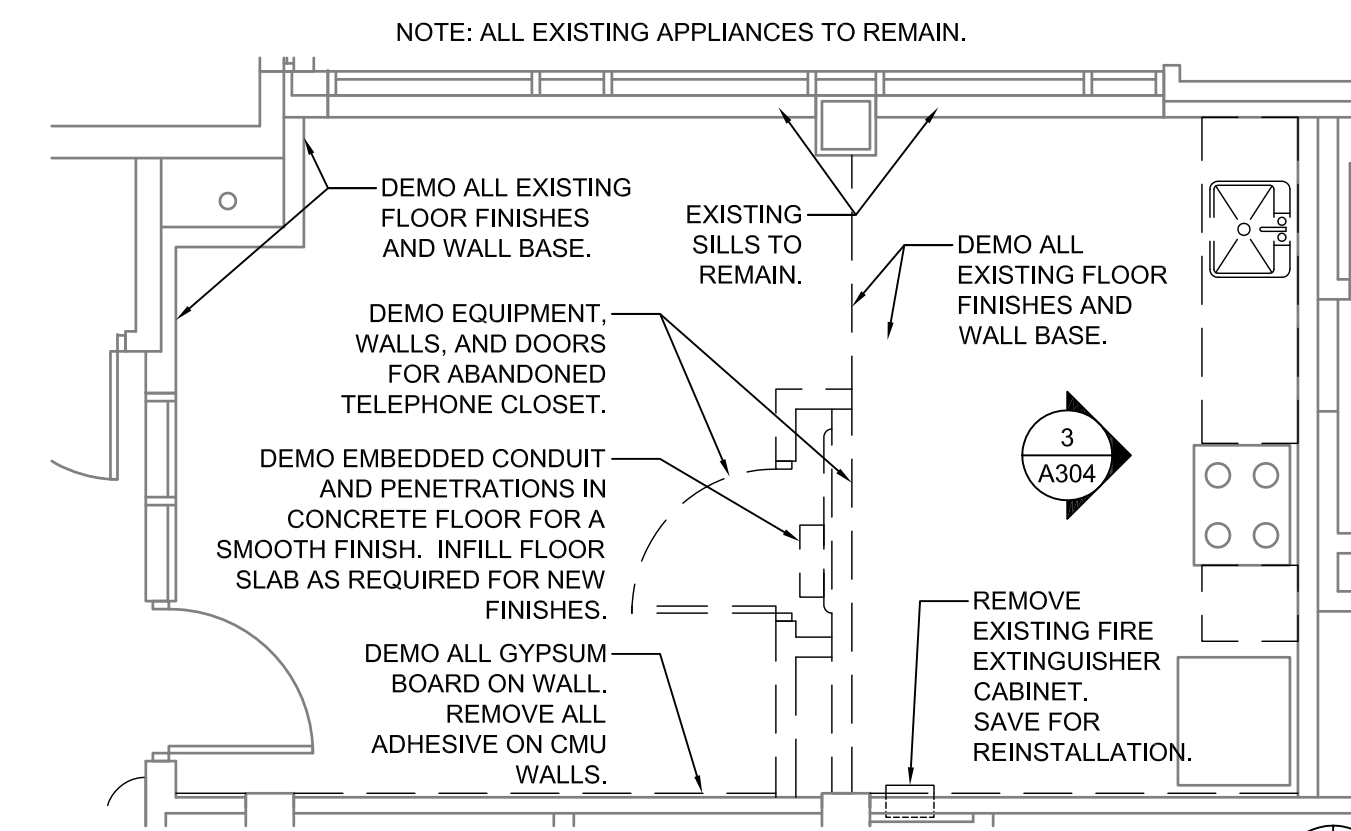
3 NEW ENLARGED TYPICAL DORM DESIGNED FOR ADAAG UPGRADES
1/4" = 1'-0"



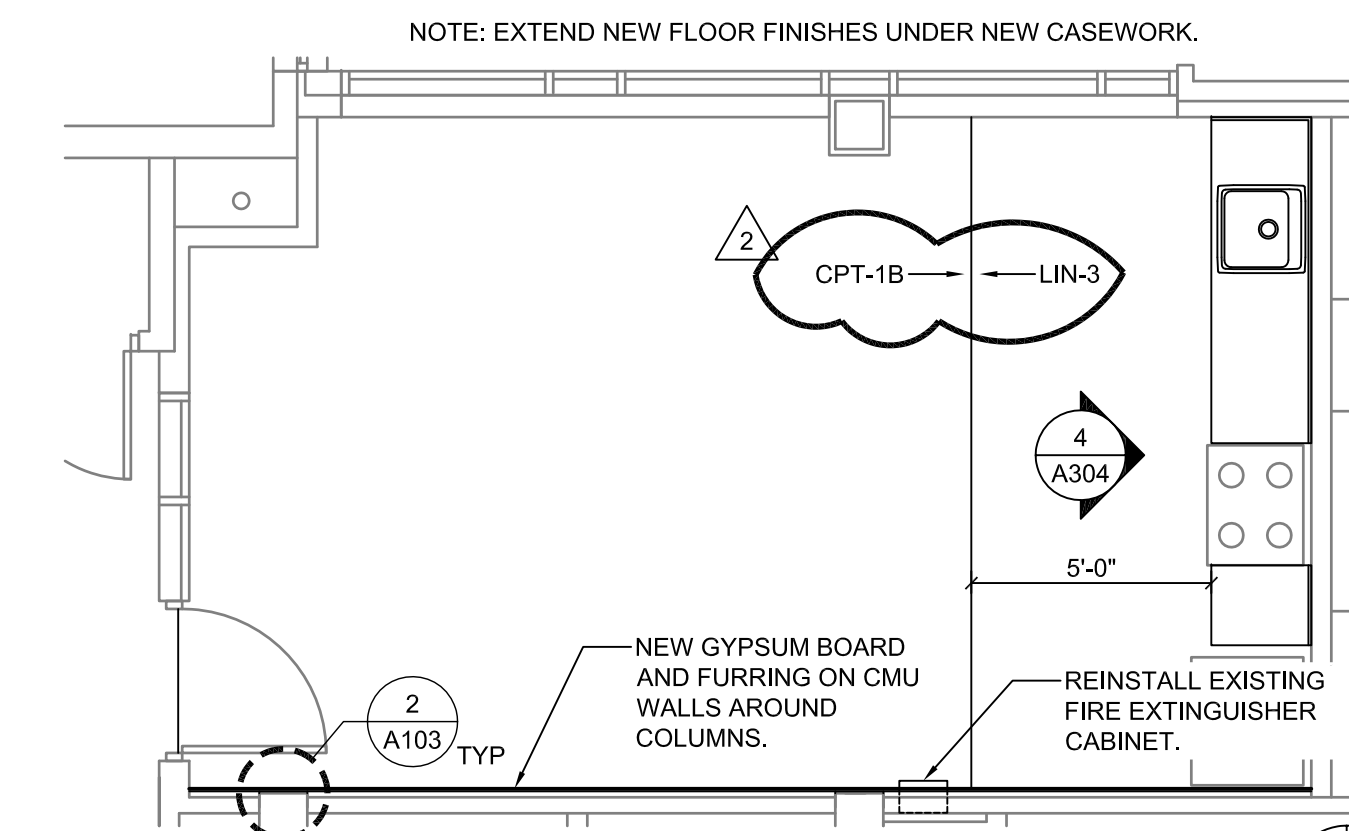
4 DEMO ENLARGED TYPICAL LOUNGE (FLOORS 2 & 4)
1/4" = 1'-0"



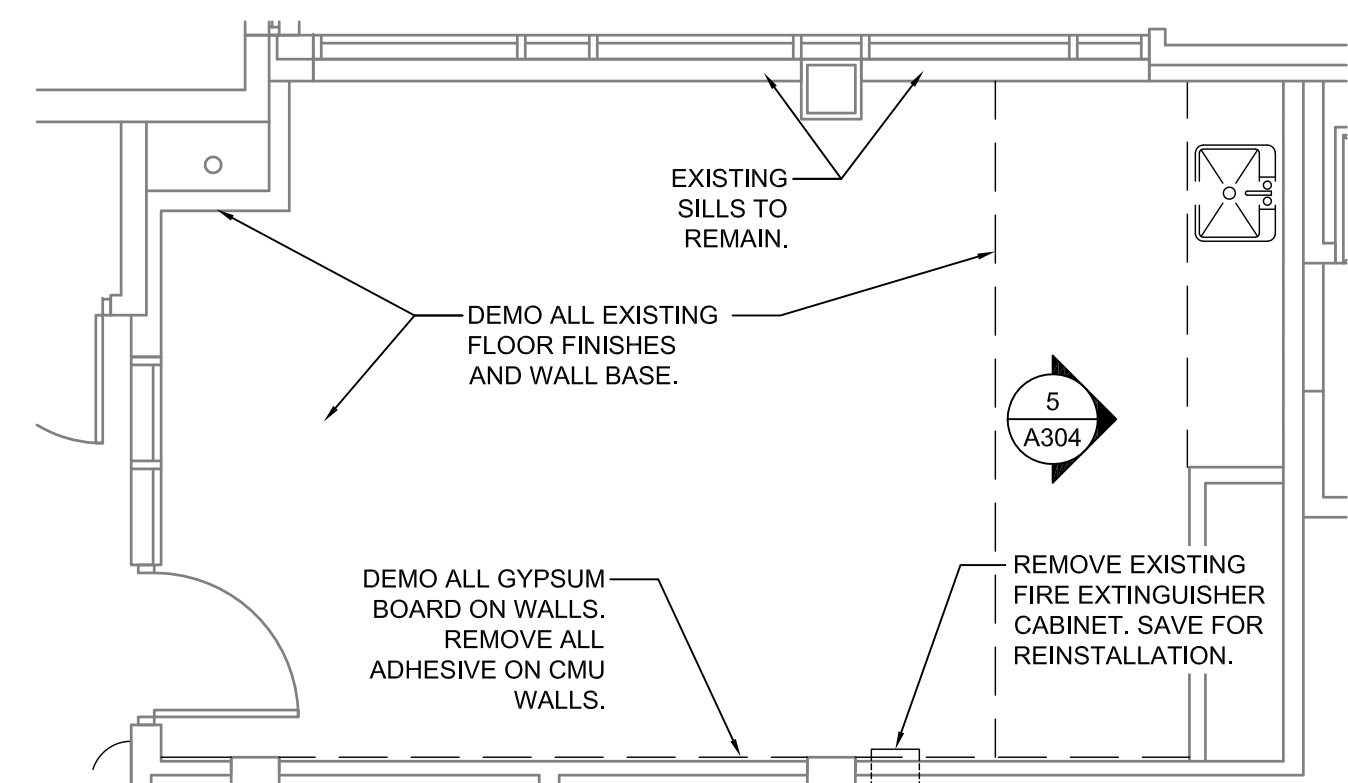
5 NEW ENLARGED TYPICAL LOUNGE (FLOORS 2 & 4)
1/4" = 1'-0"



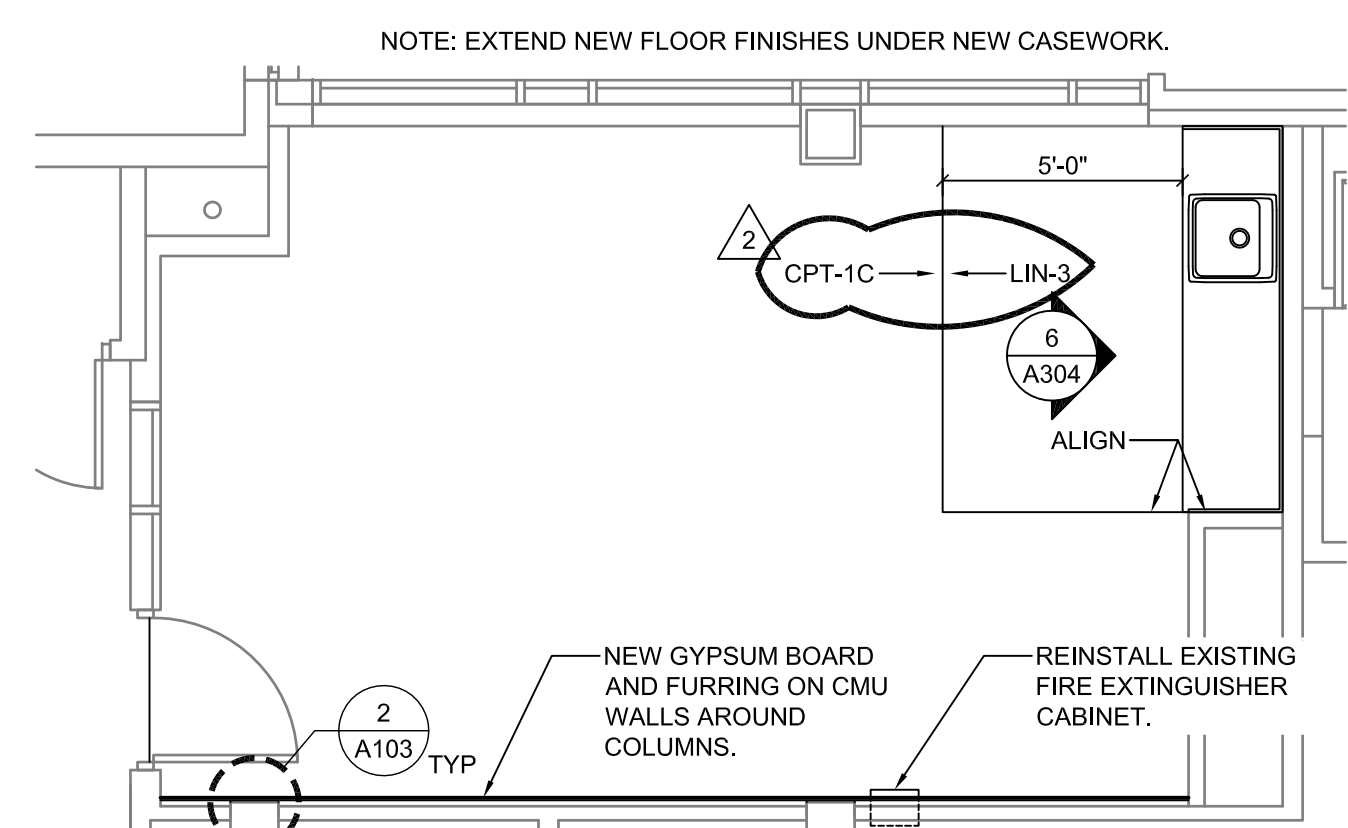
6 DEMO ENLARGED LOUNGE (FLOOR 3)
1/4" = 1'-0"



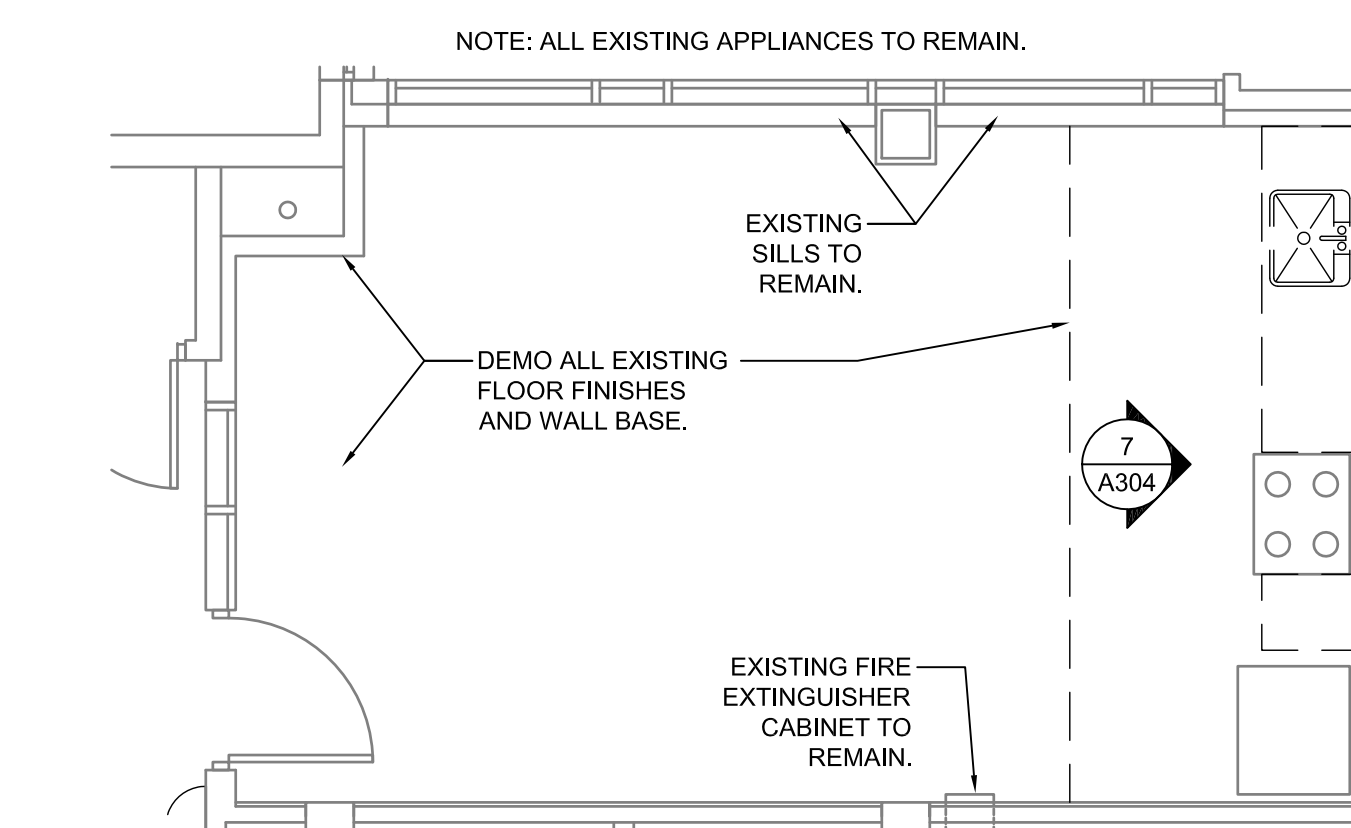
7 NEW ENLARGED LOUNGE (FLOOR 3)
1/4" = 1'-0"



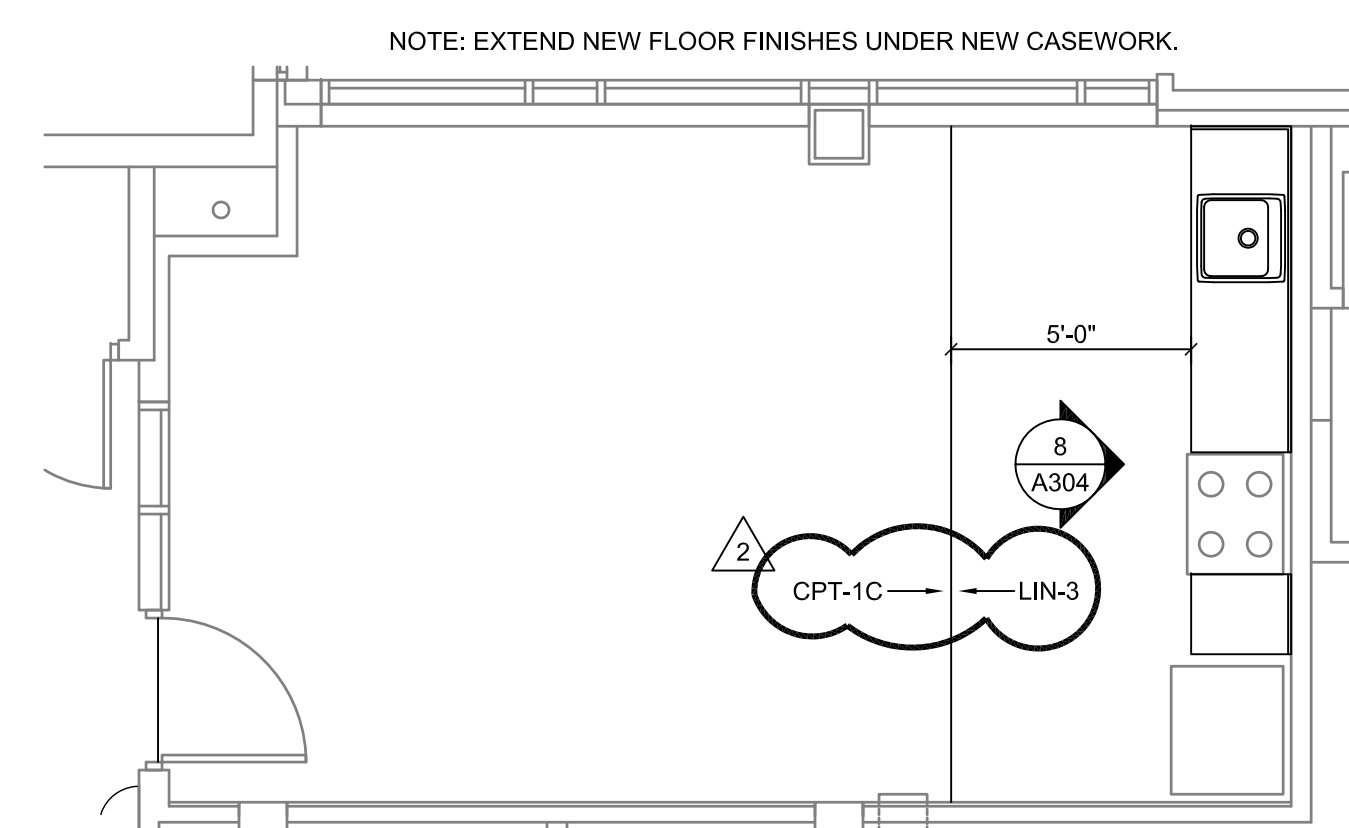
8 DEMO ENLARGED LOUNGE (FLOOR 5)
1/4" = 1'-0"



9 NEW ENLARGED LOUNGE (FLOOR 5)
1/4" = 1'-0"



10 DEMO ENLARGED LOUNGE (FLOOR 6)
1/4" = 1'-0"



11 NEW ENLARGED LOUNGE (FLOOR 6)
1/4" = 1'-0"

KUHLMAN HALL RENOVATION PHASE II

XAVIER UNIVERSITY
3824 LEDGEWOOD DRIVE
CINCINNATI, OHIO 45207




DATE	REVISION	FOR BIDDING AND PERMIT
3/14/2014		
4/25/2014		
	BULLETIN 1	
	2	

KOHS, LONNEMANN, HELL
ENGINEERS, P.C.
MECHANICAL/ELECTRICAL ENGINEERS
WWW.KOHSENGINEERS.COM

1216 ALEXANDRIA PIKE, ST. 11
COLUMBUS, OHIO 43260
614-441-8800
614-441-8801
614-441-8802

100 NORTH STREET TWO WARDEN PLACE, ST. 100
COLUMBUS, OHIO 43260
614-229-1100
614-229-1101
614-229-1102

OFFICE OF PHYSICAL PLANT
XAVIER UNIVERSITY
3800 VICTORY PARKWAY
CINCINNATI, OH 45207
513-745-2037



DRAWN BY: JKf CHECKED BY: REB

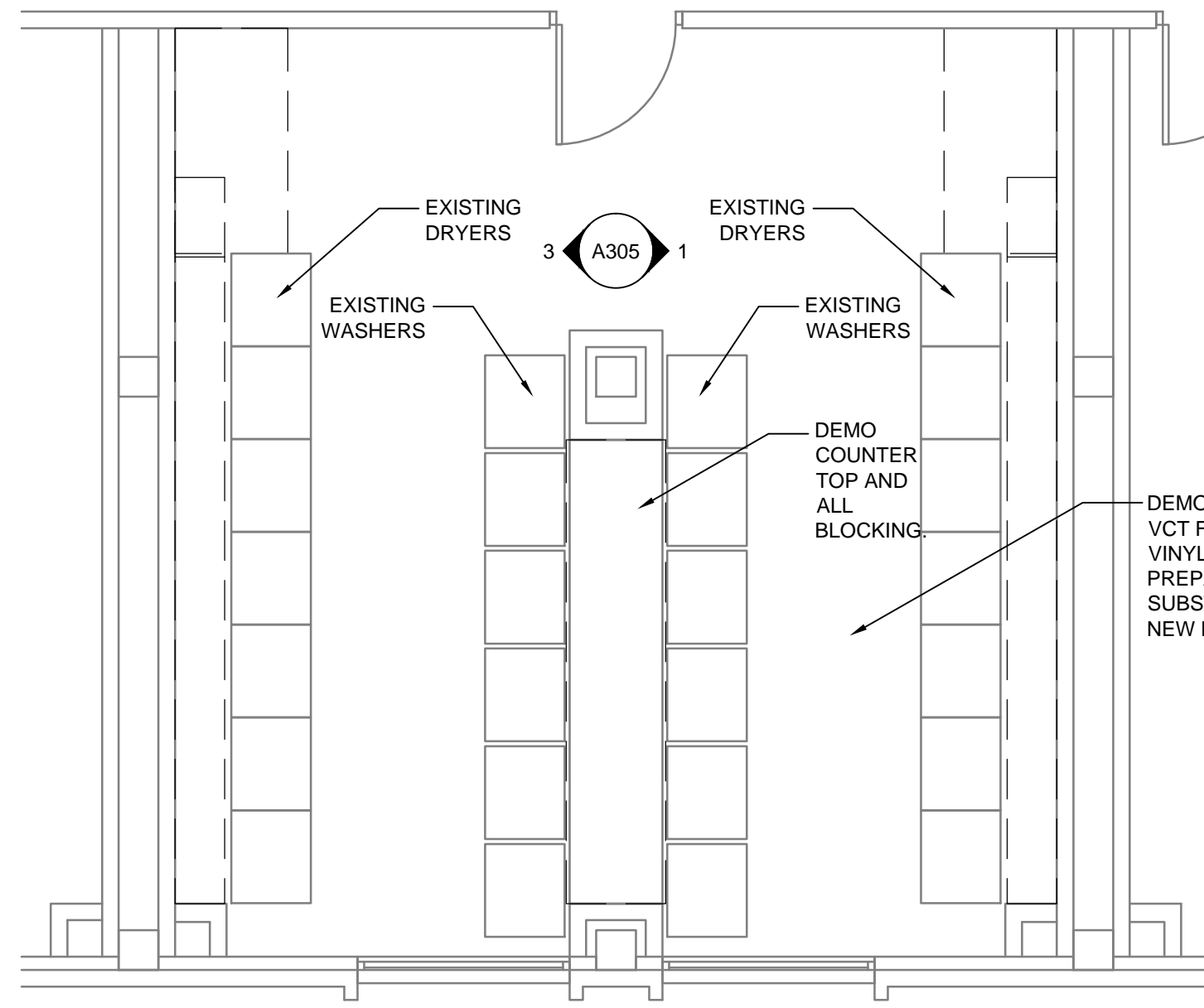
DORM & LOUNGE ENLARGED PLANS

PROJECT NUMBER
911717

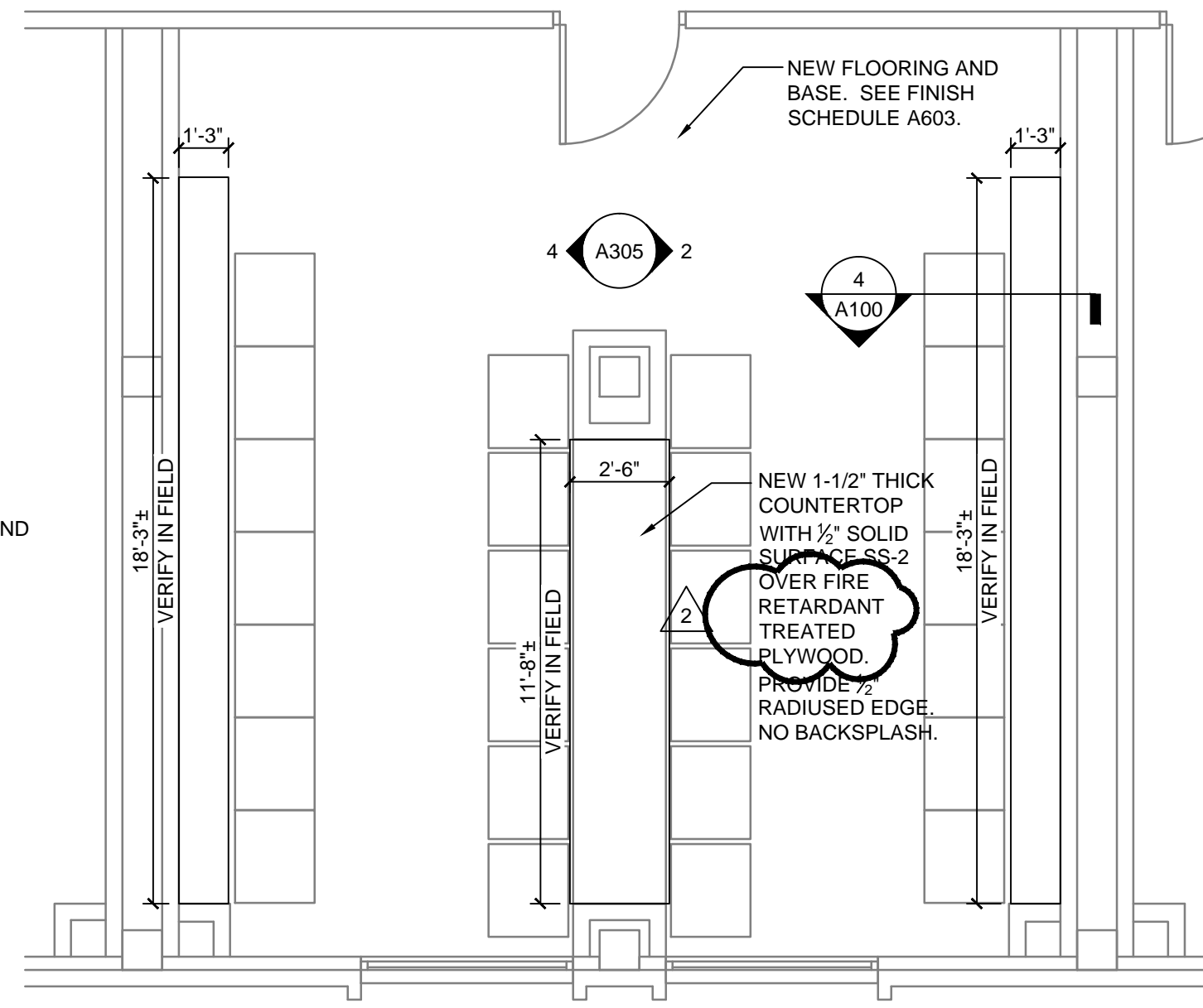
DATE
MARCH 14, 2014

SHEET NO.
A301

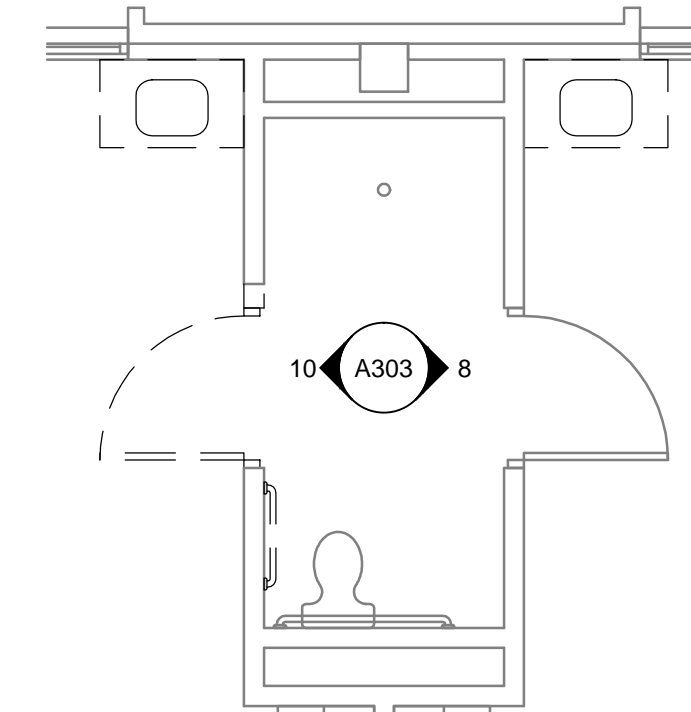
NOTE: ALL EXISTING WASHERS AND DRYERS TO REMAIN. ALL ASSOCIATED ELECTRICAL CONNECTIONS, PLUMBING, AND MECHANICAL RUNS TO REMAIN.



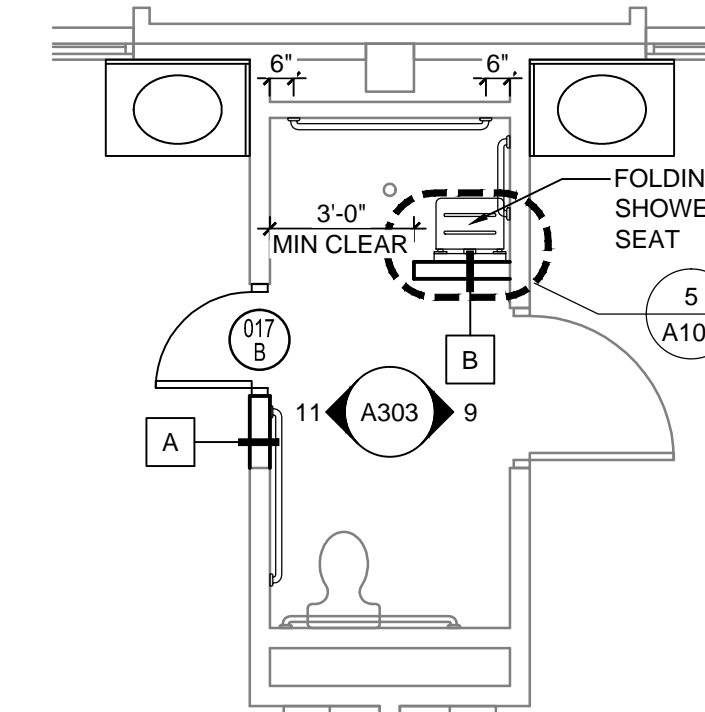
1 DEMO ENLARGED LAUNDRY ROOM
1/4" = 1'-0"



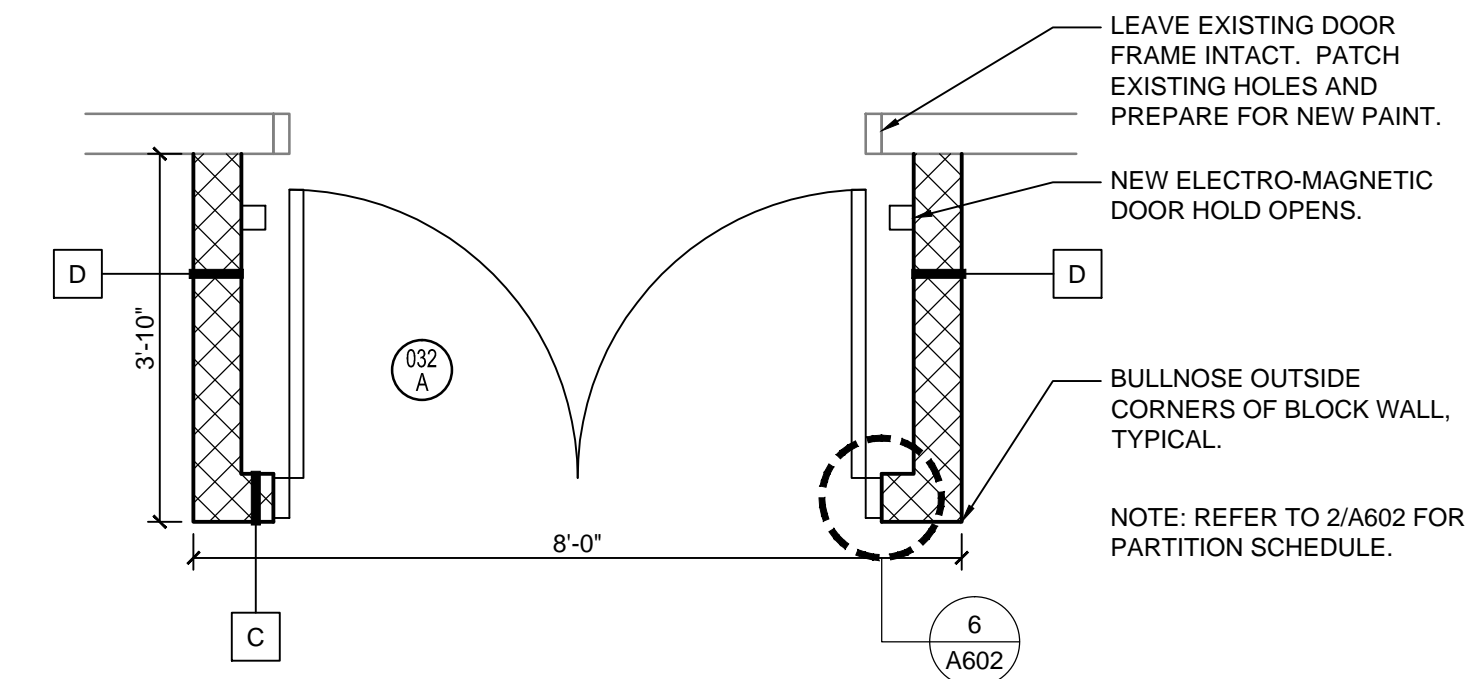
2 NEW ENLARGED LAUNDRY ROOM
1/4" = 1'-0"



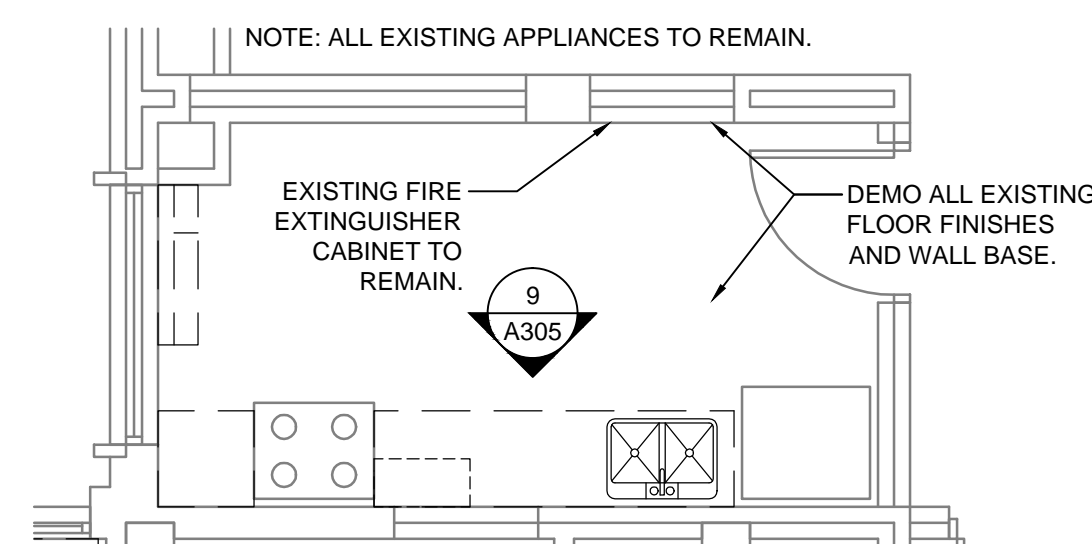
3 DEMO ENLARGED GROUND FLOOR ACCESSIBLE BATH
1/4" = 1'-0"



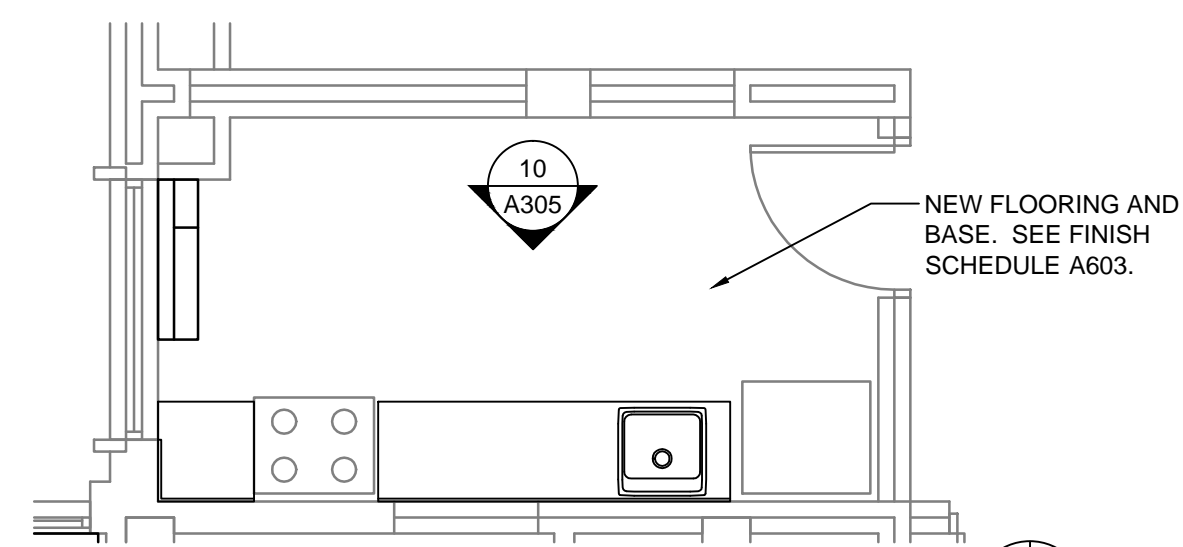
4 NEW ENLARGED GROUND FLOOR ACCESSIBLE BATH
1/4" = 1'-0"



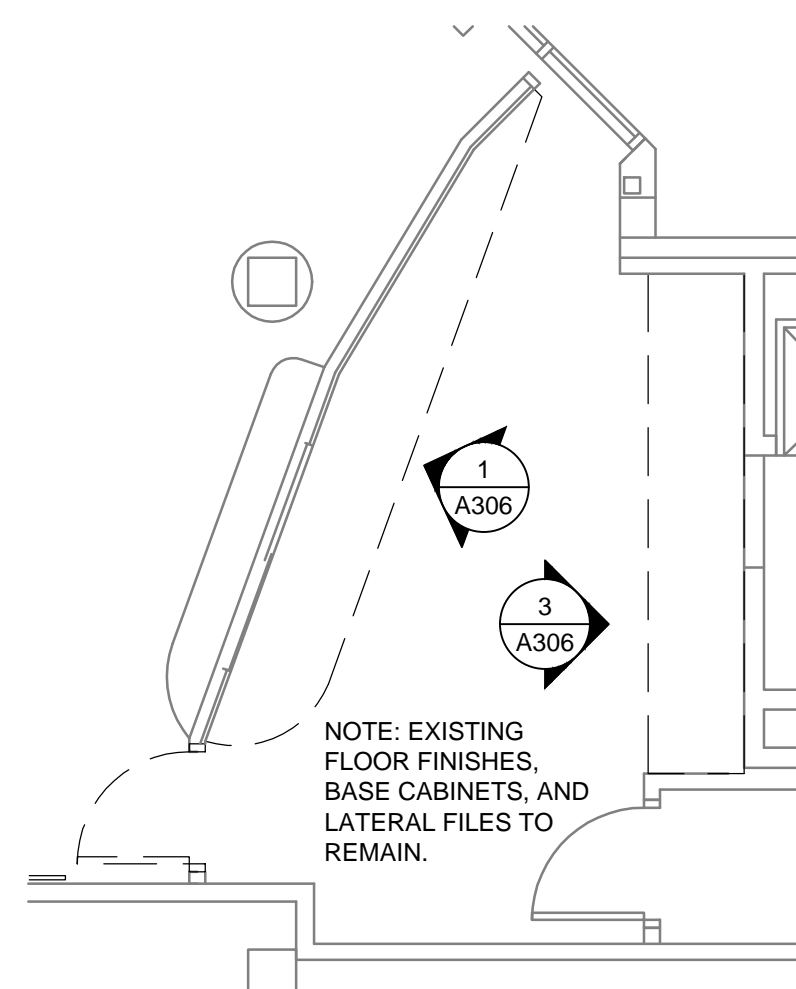
7 NEW ENLARGED RECREATION ROOM DOOR
1/2" = 1'-0"



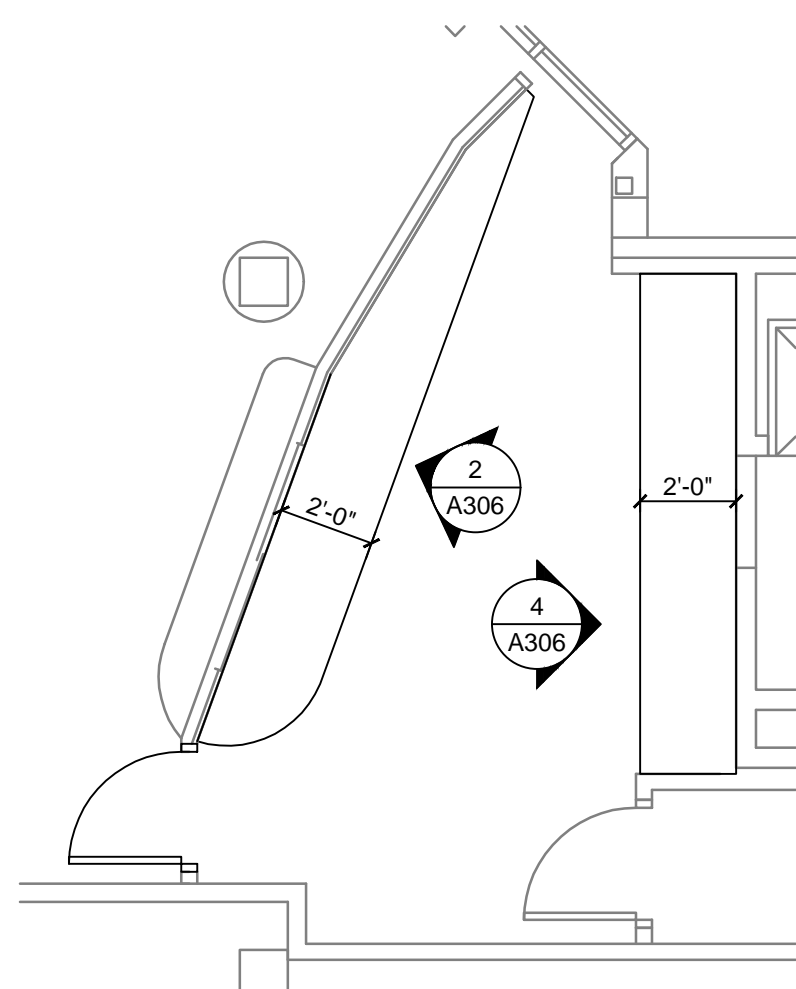
8 DEMO ENLARGED FIRST FLOOR KITCHEN
1/4" = 1'-0"



9 NEW ENLARGED FIRST FLOOR KITCHEN
1/4" = 1'-0"



10 DEMO ENLARGED RA OFFICE
1/4" = 1'-0"



11 NEW ENLARGED RA OFFICE
1/4" = 1'-0"


**KUHLMAN HALL RENOVATION
PHASE II**
XAVIER UNIVERSITY
3824 LEDGEWOOD DRIVE
CINCINNATI, OHIO 45207



DATE	REVISION	FOR BIDDING AND PERMIT	ISSUE
3/14/2014			1
3/28/2014	ADDENDUM 1		2
4/25/2014	BULLETIN 1		3

KOHR'S LONNEMANN HELL
ENGINEERS, P.C.
MECHANICAL/ELECTRICAL ENGINEERS
1130 ALEXANDRIA PARK, ST. 11
25.0000, CINCINNATI, OHIO 45226
513-442-1100
513-442-1101
513-442-1102 FAX

OFFICE OF PHYSICAL PLANT
XAVIER UNIVERSITY
3800 VICTORY PARKWAY
CINCINNATI, OH 45207
513-745-2037

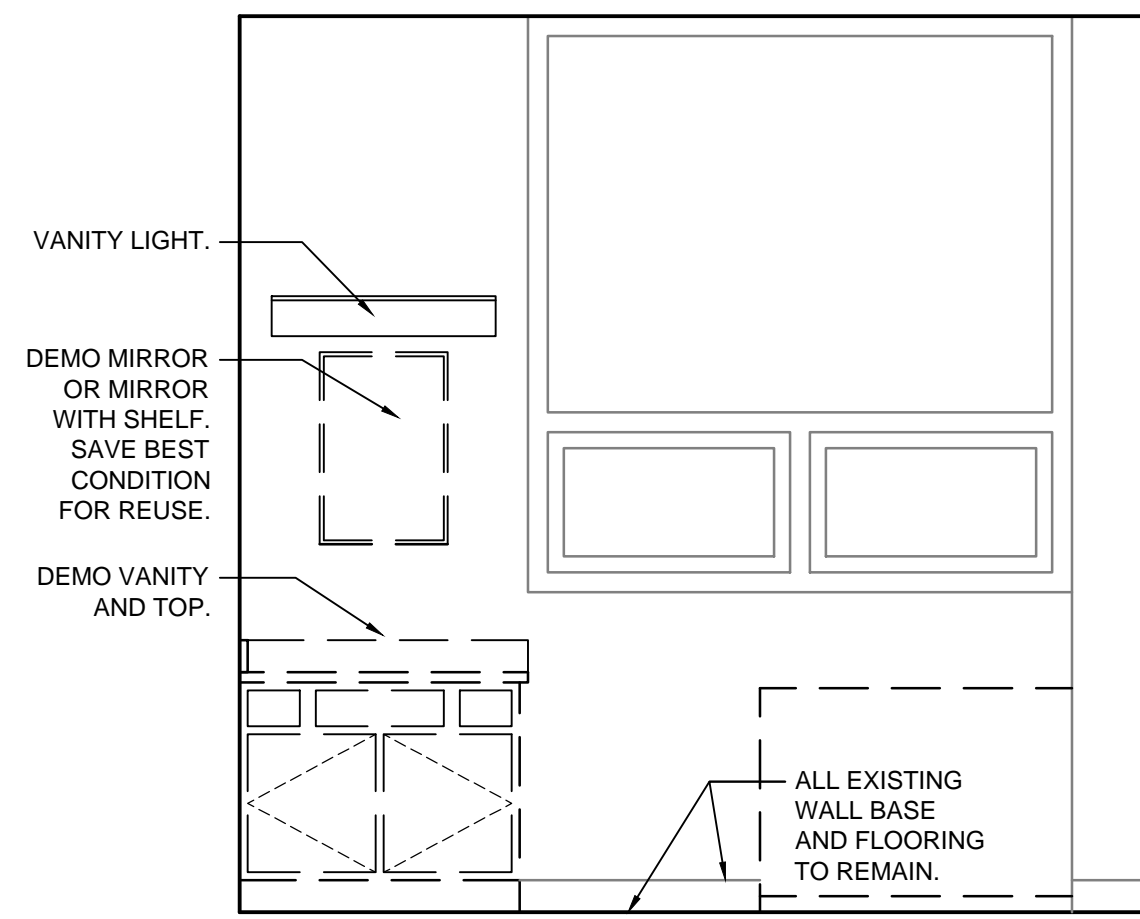


DRAWN BY: JKF
CHECKED BY: REB

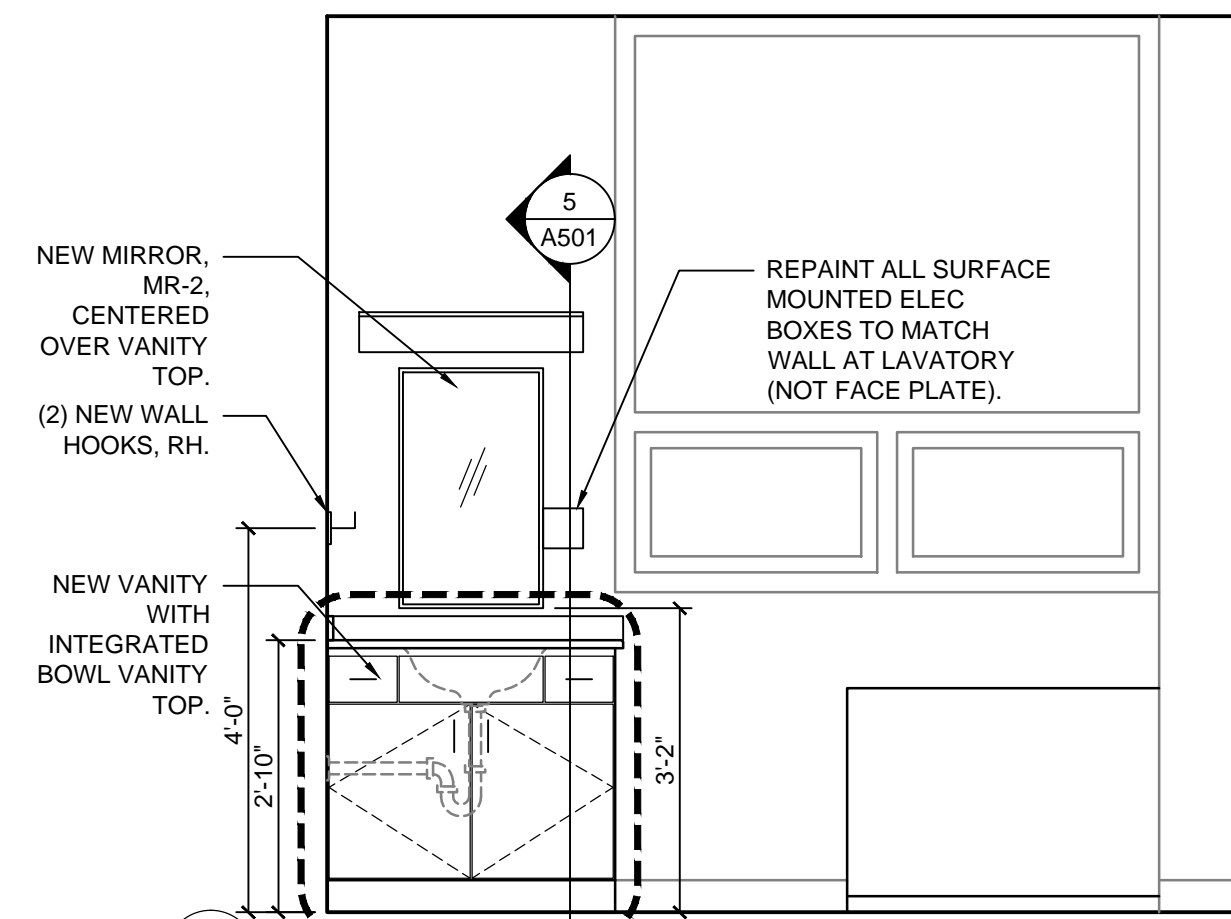
**ENLARGED
PLANS**

PROJECT NUMBER
911717
DATE
MARCH 14, 2014
SHEET NO.
A302

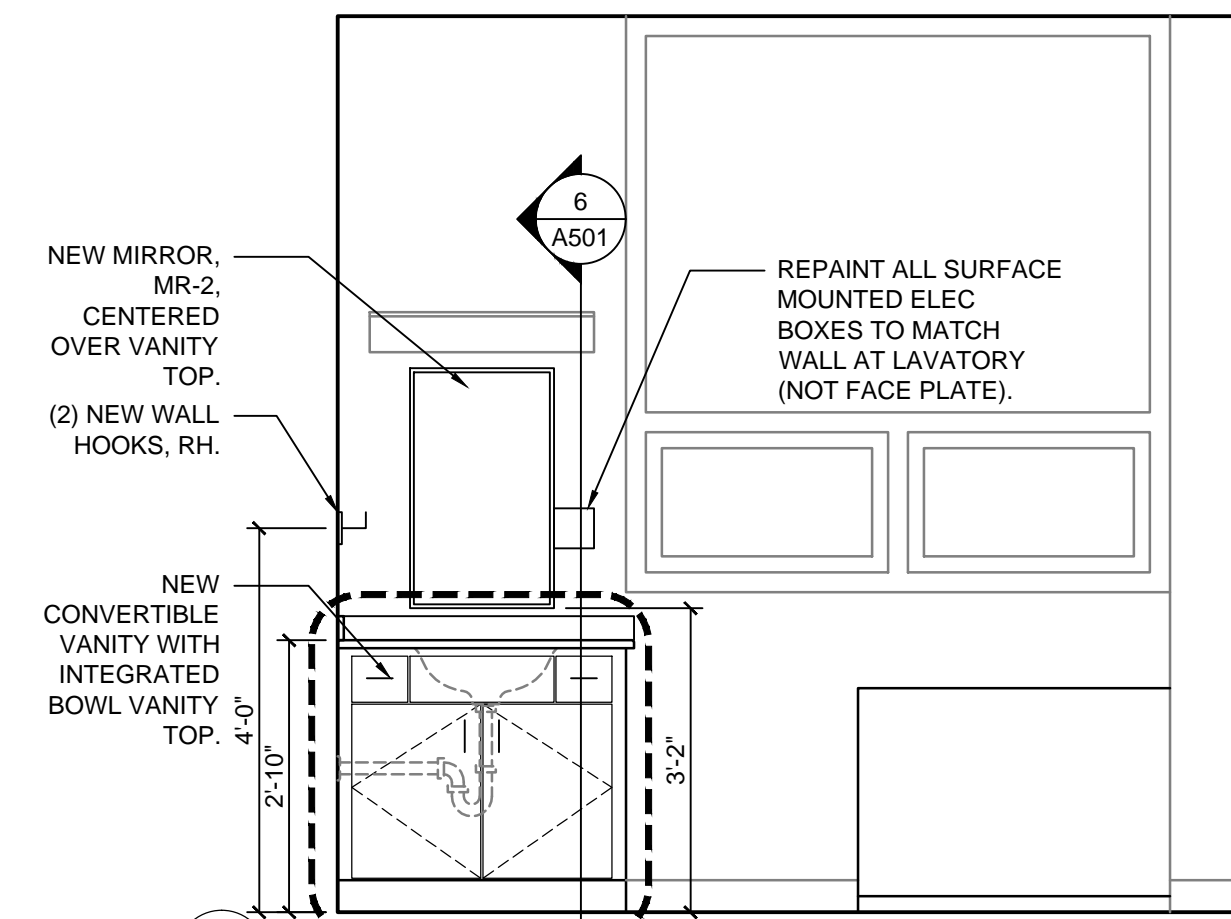
5/12/2014 1:25 PM R:\PLANT\DESIGN PROJECTS\KUHLMAN HALL\KUHLMAN HALL RENOVATION 2013\SHEETS\SA303 TYPICAL DORM ROOM INTERIOR ELEVATIONS.DWG



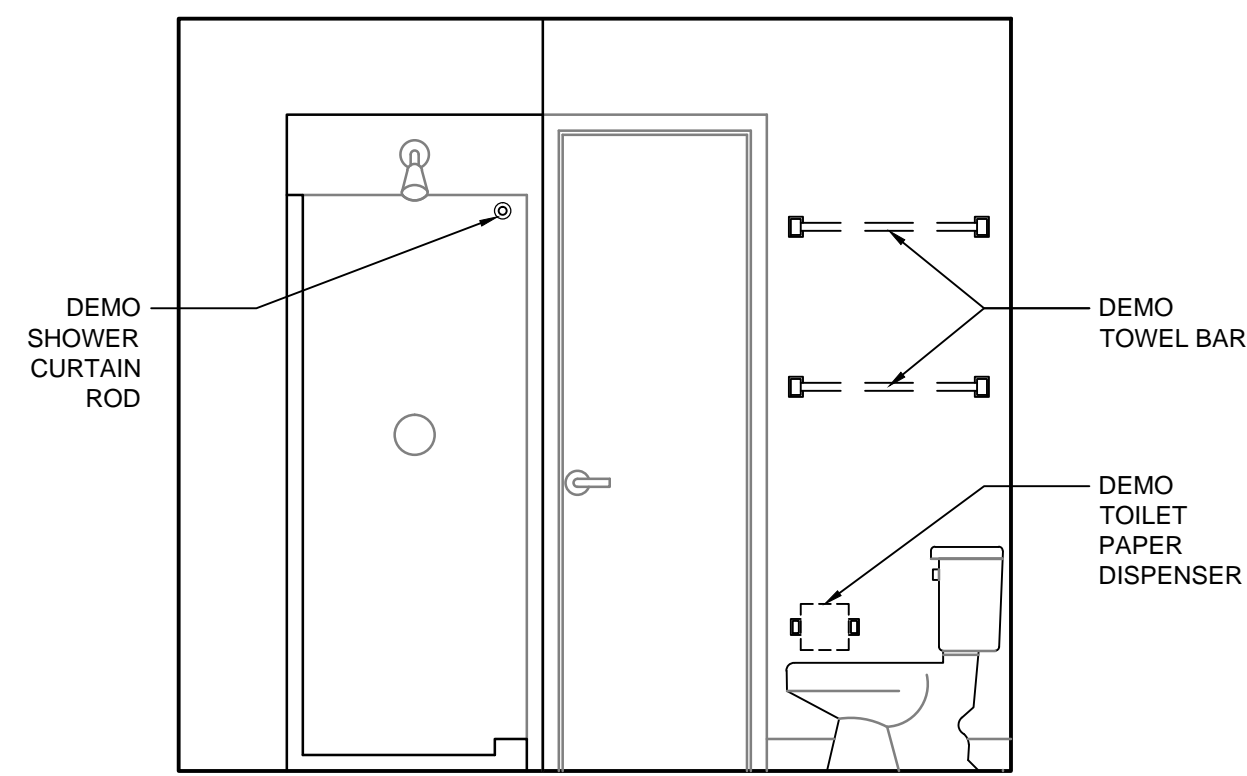
1 DEMO TYPICAL DORM ROOM
1/2" = 1'-0"



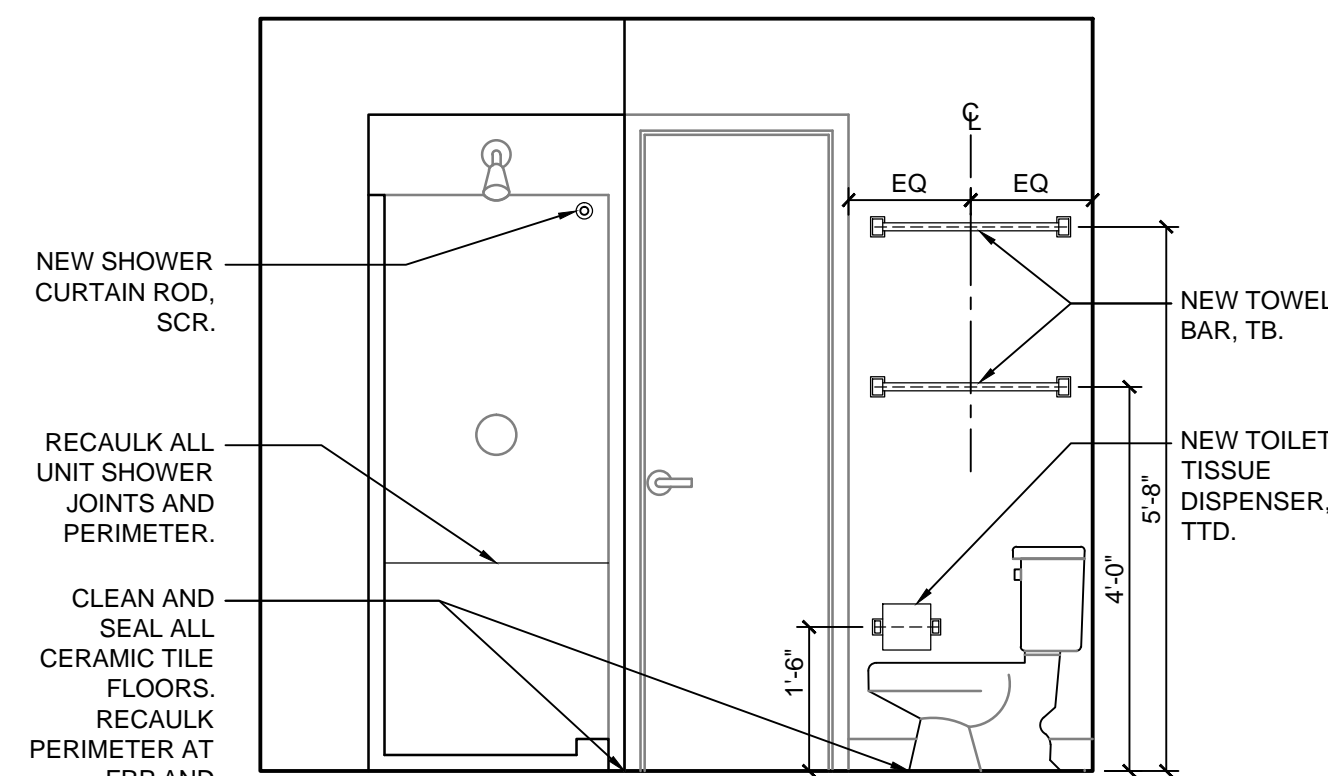
2 NEW TYPICAL DORM ROOM
1/2" = 1'-0"



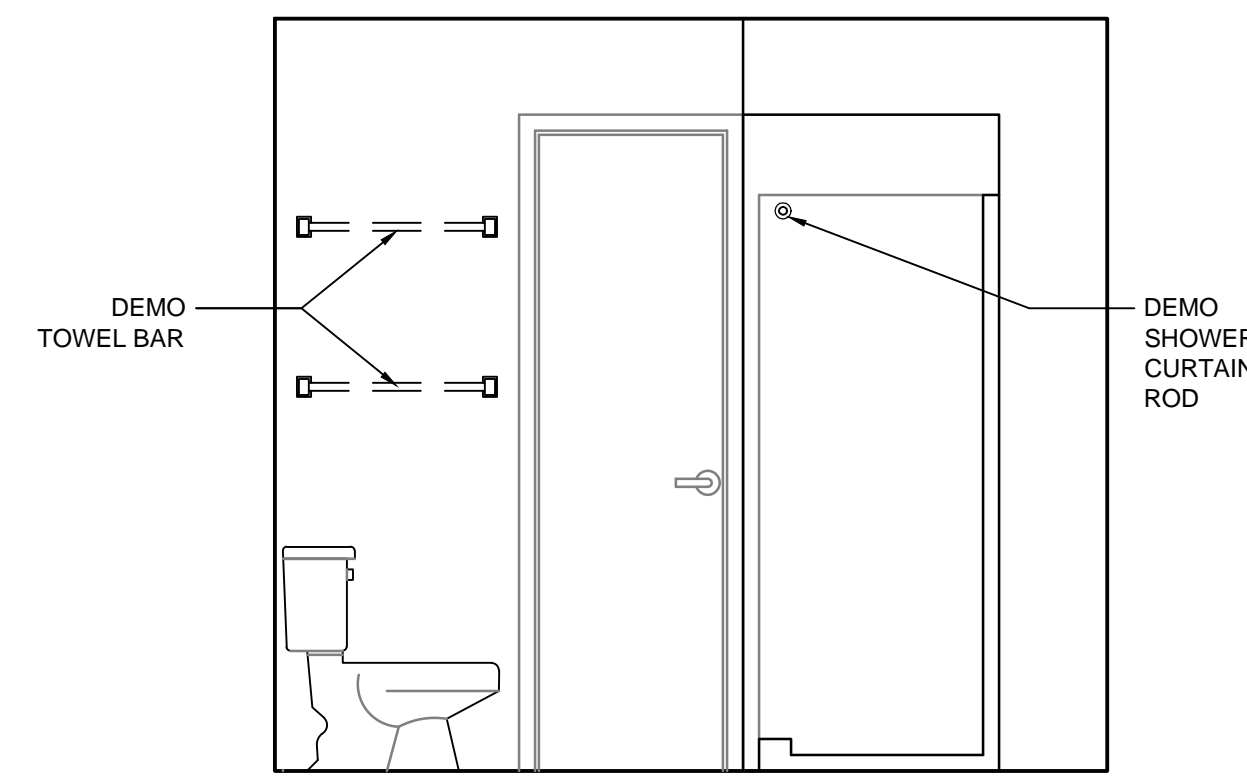
3 NEW TYPICAL ACCESSIBLE DORM ROOM
1/2" = 1'-0"



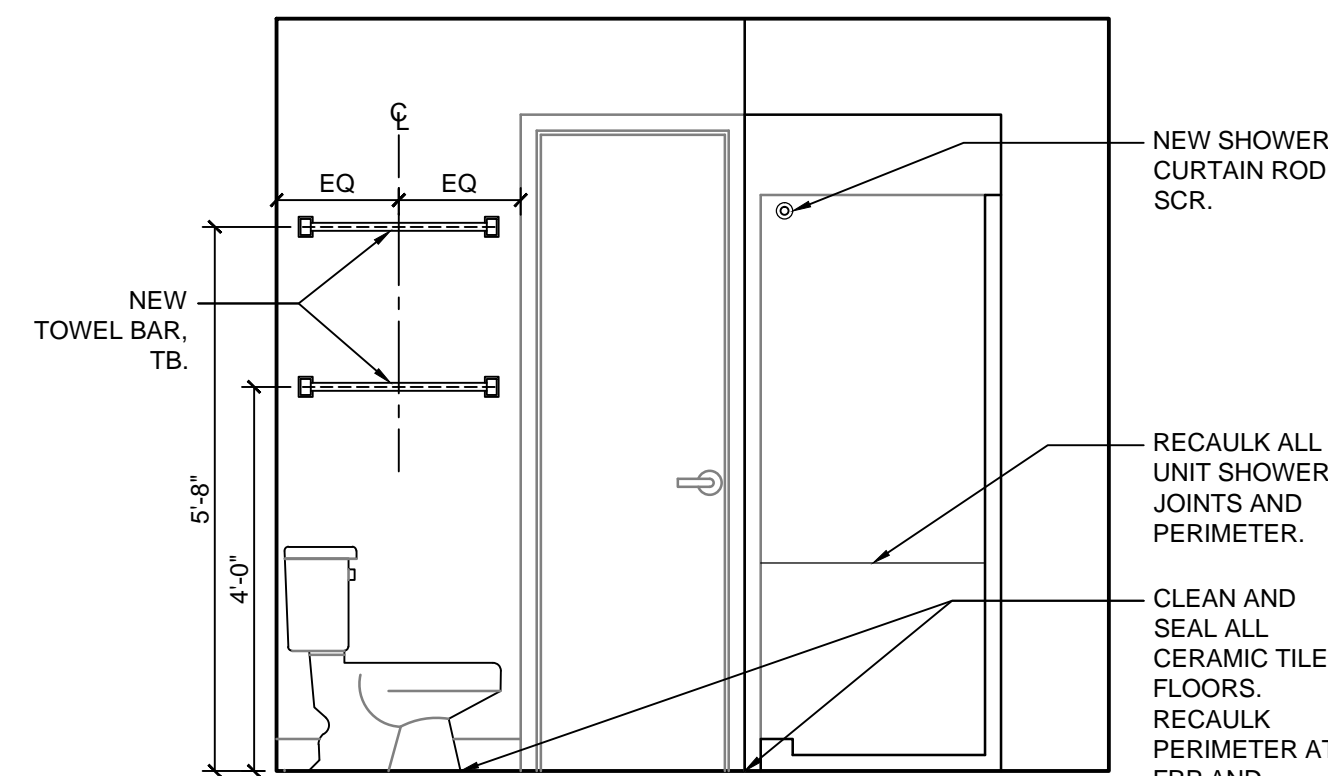
4 DEMO TYPICAL BATHROOM
1/2" = 1'-0"



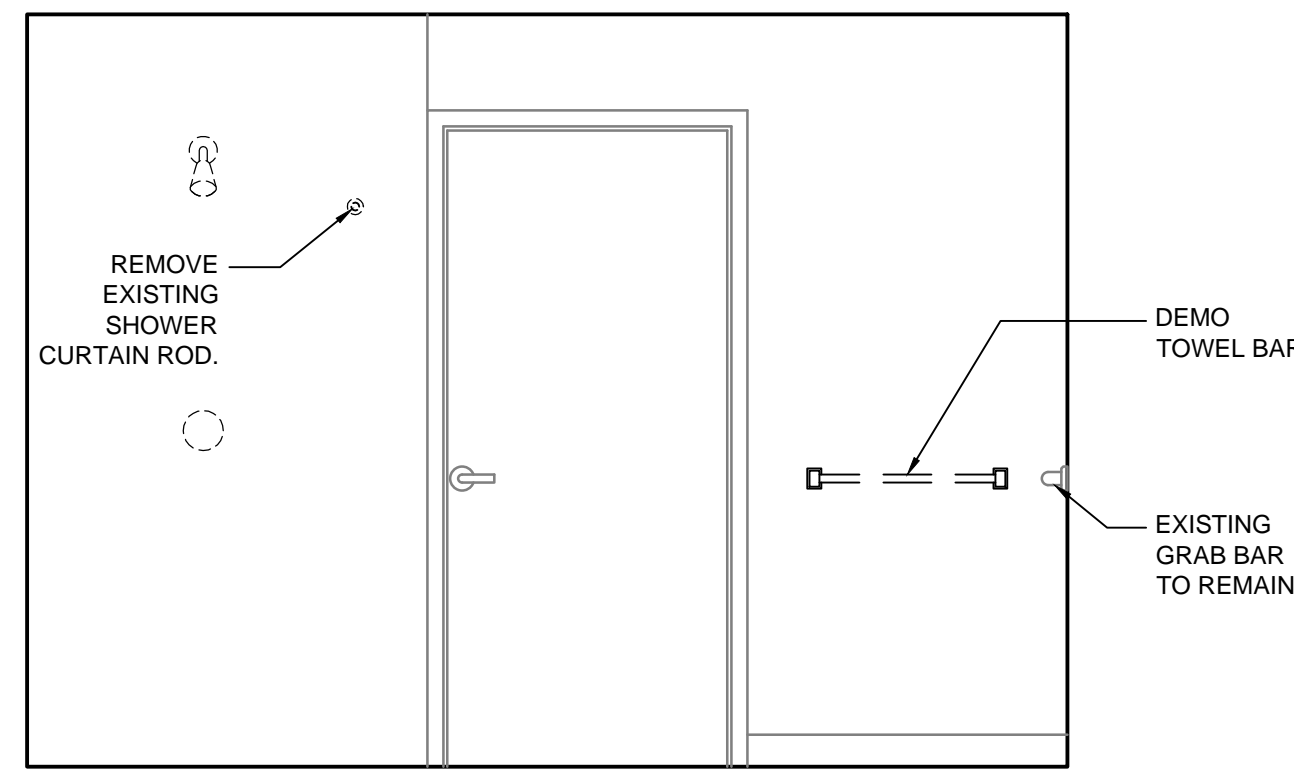
5 NEW TYPICAL BATHROOM
1/2" = 1'-0"



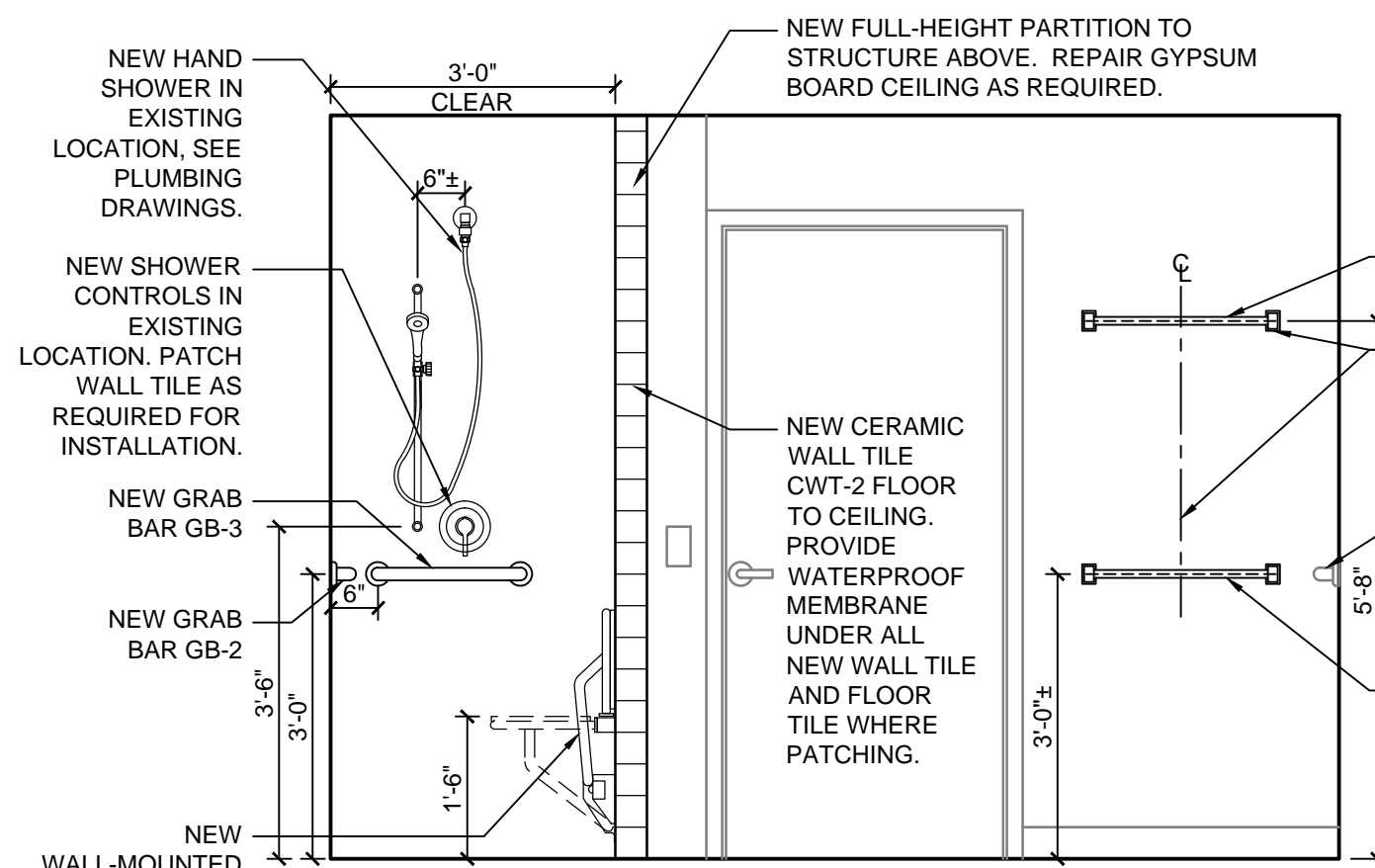
6 DEMO TYPICAL BATHROOM
1/2" = 1'-0"



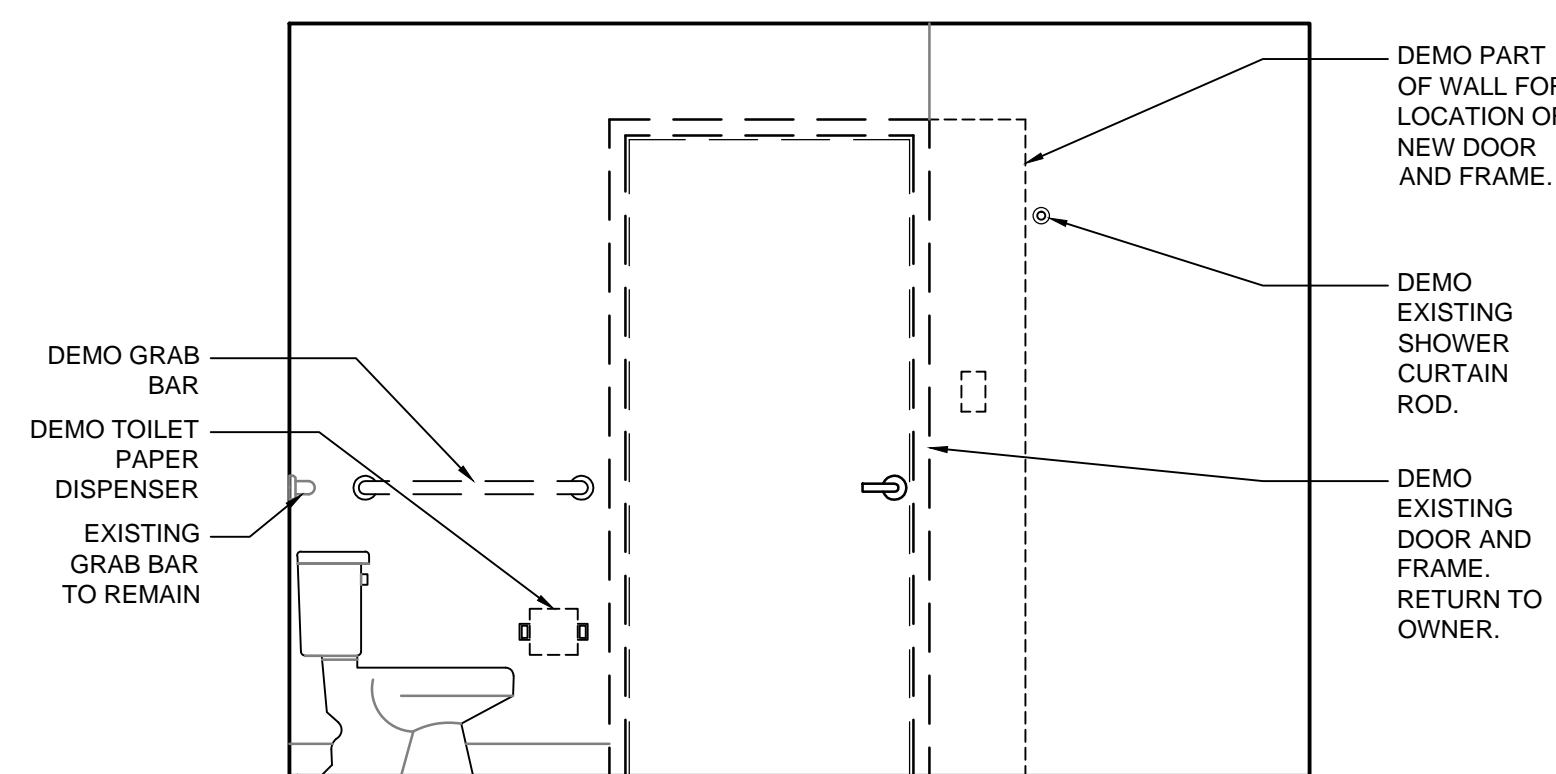
7 NEW TYPICAL BATHROOM
1/2" = 1'-0"



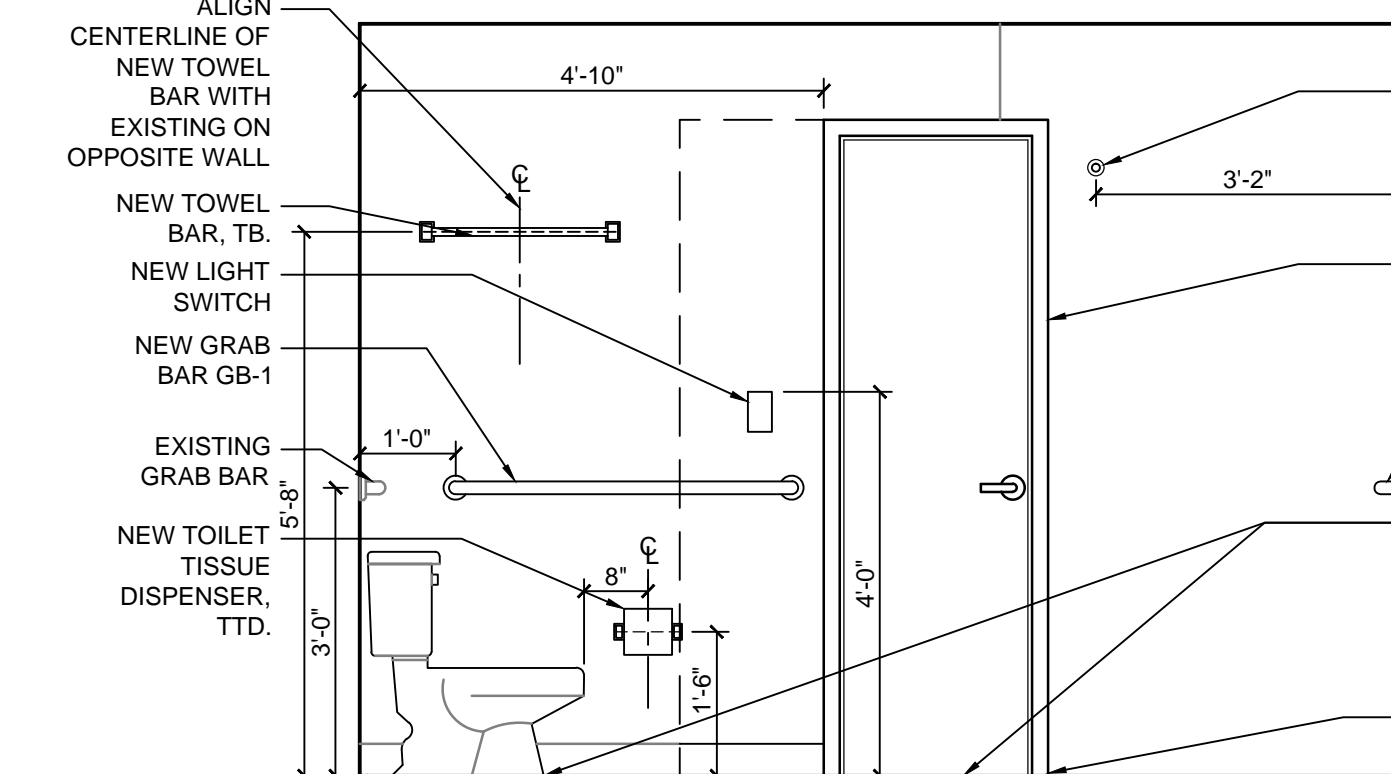
8 DEMO ACCESSIBLE BATHROOM
1/2" = 1'-0"



9 NEW ACCESSIBLE BATHROOM
1/2" = 1'-0"



10 DEMO ACCESSIBLE BATHROOM
1/2" = 1'-0"



11 NEW ACCESSIBLE BATHROOM
1/2" = 1'-0"

KUHLMAN HALL RENOVATION PHASE II


XAVIER UNIVERSITY
3824 LEDGEWOOD DRIVE
CINCINNATI, OHIO 45207



DATE	REVISION	FOR BIDDING AND PERMIT
3/14/2014		
3/28/2014	ADDENDUM 1	
4/25/2014	BULLETIN 1	

KOHR'S LONEMANN HELL
ENGINEERS, P.C.
MECHANICAL/ELECTRICAL ENGINEERS
1210 ALEXANDER PARK, ST. 11
111.0000, CINCINNATI, OHIO 45219
954-442-4000 FAX
954-442-4000 FAX

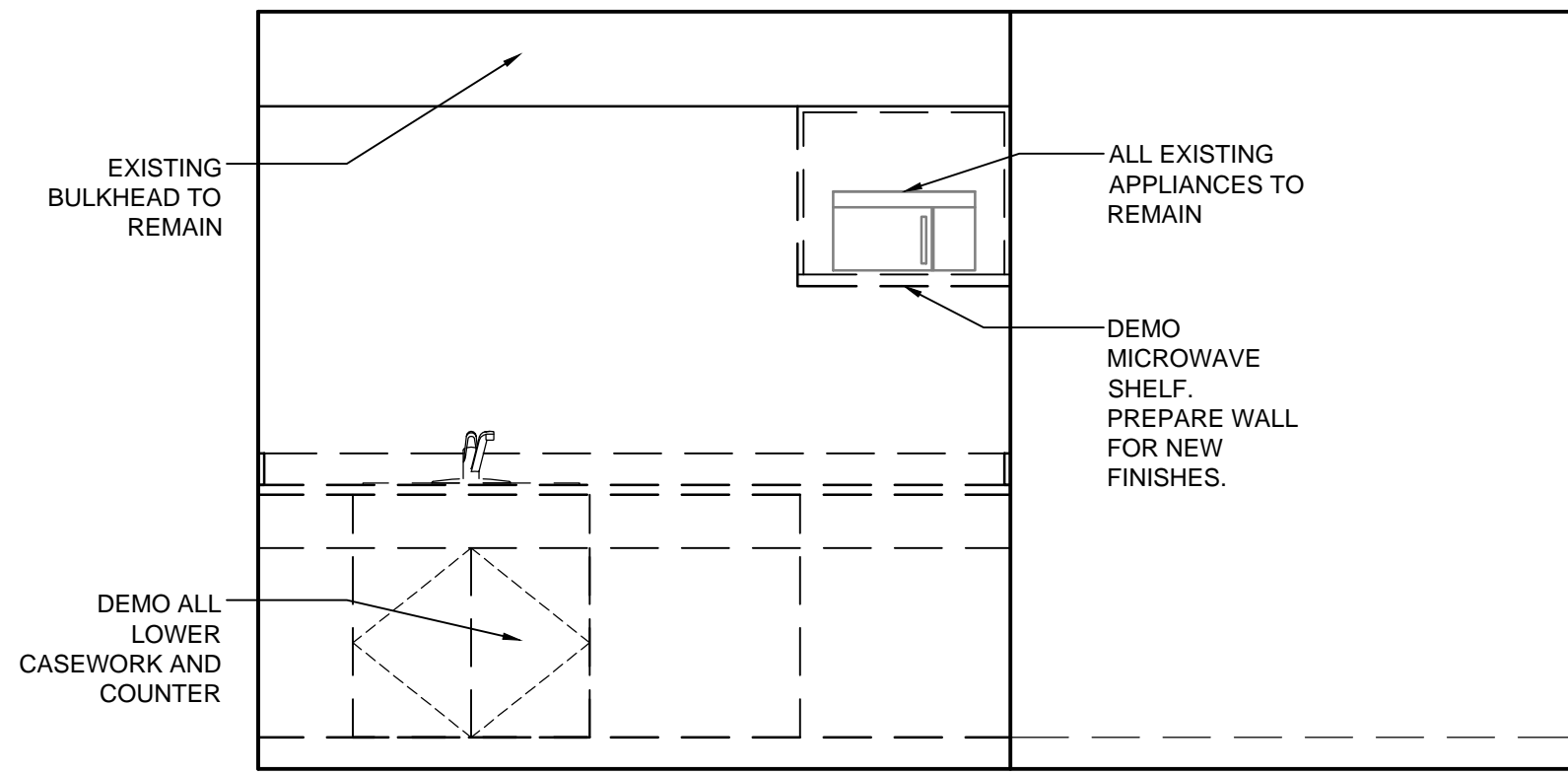
OFFICE OF PHYSICAL PLANT
XAVIER UNIVERSITY
3800 VICTORY PARKWAY
CINCINNATI, OH 45207
513-745-2037



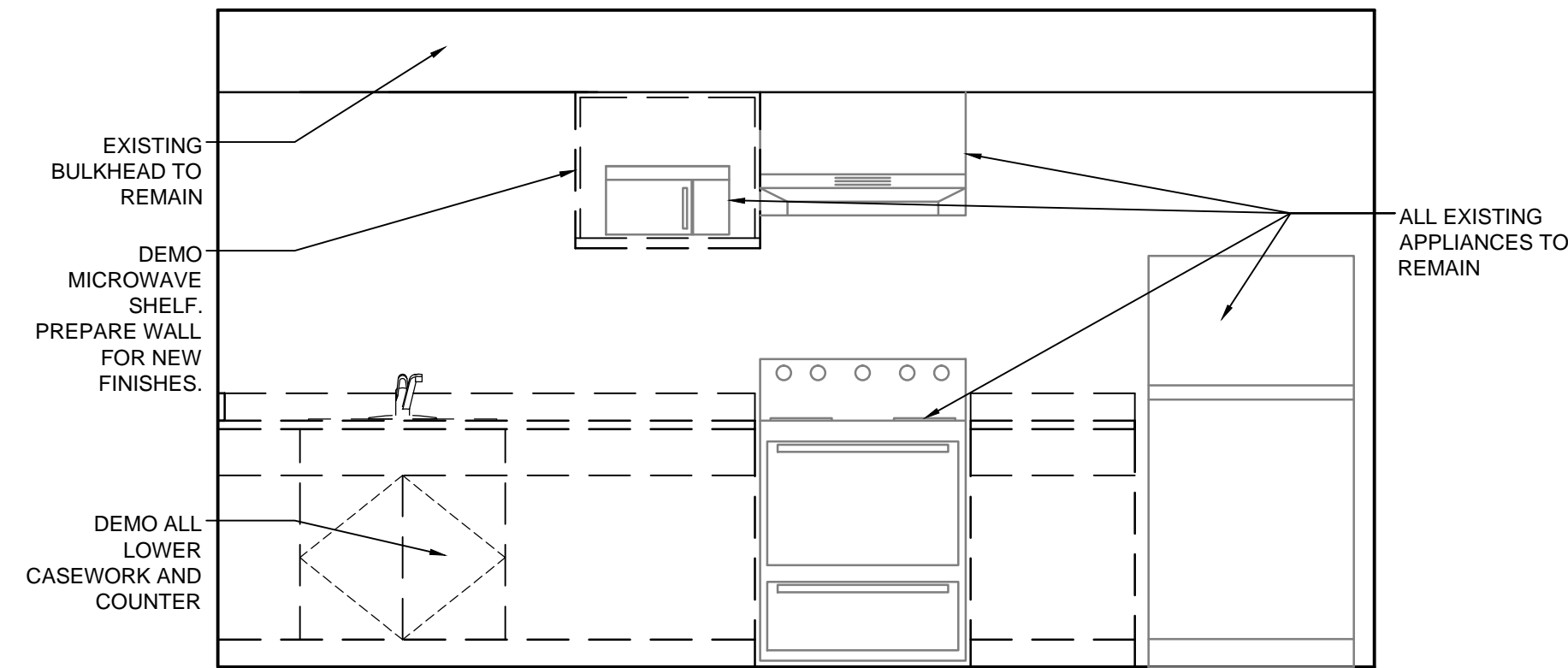
RACHEL E BIESIK, LICENSE #11710
EXPIRATION DATE: 12/31/2014
DRAWN BY: JKF CHECKED BY: REB

TYPICAL
DORM
ROOM
INTERIOR
ELEVATIONS
PROJECT NUMBER
911717
DATE
MARCH 14, 2014
SHEET NO.
A303

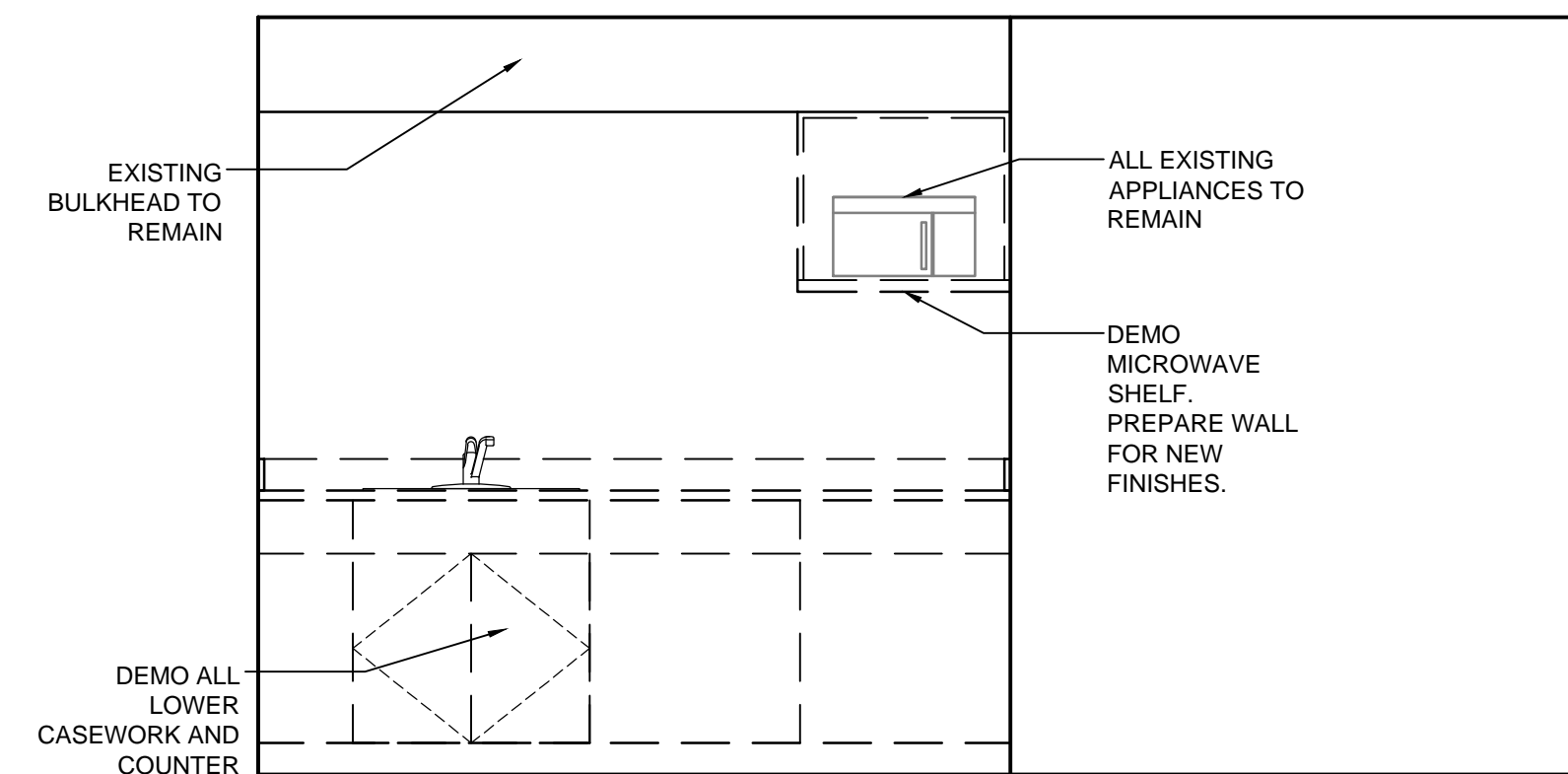
5/12/2014 1:25 PM R:\PLANT\DESIGN PROJECTS\KUHLMAN HALL\KUHLMAN HALL RENOVATION 2013\SHEETS\A304 LOUNGE INTERIOR ELEVATIONS.DWG



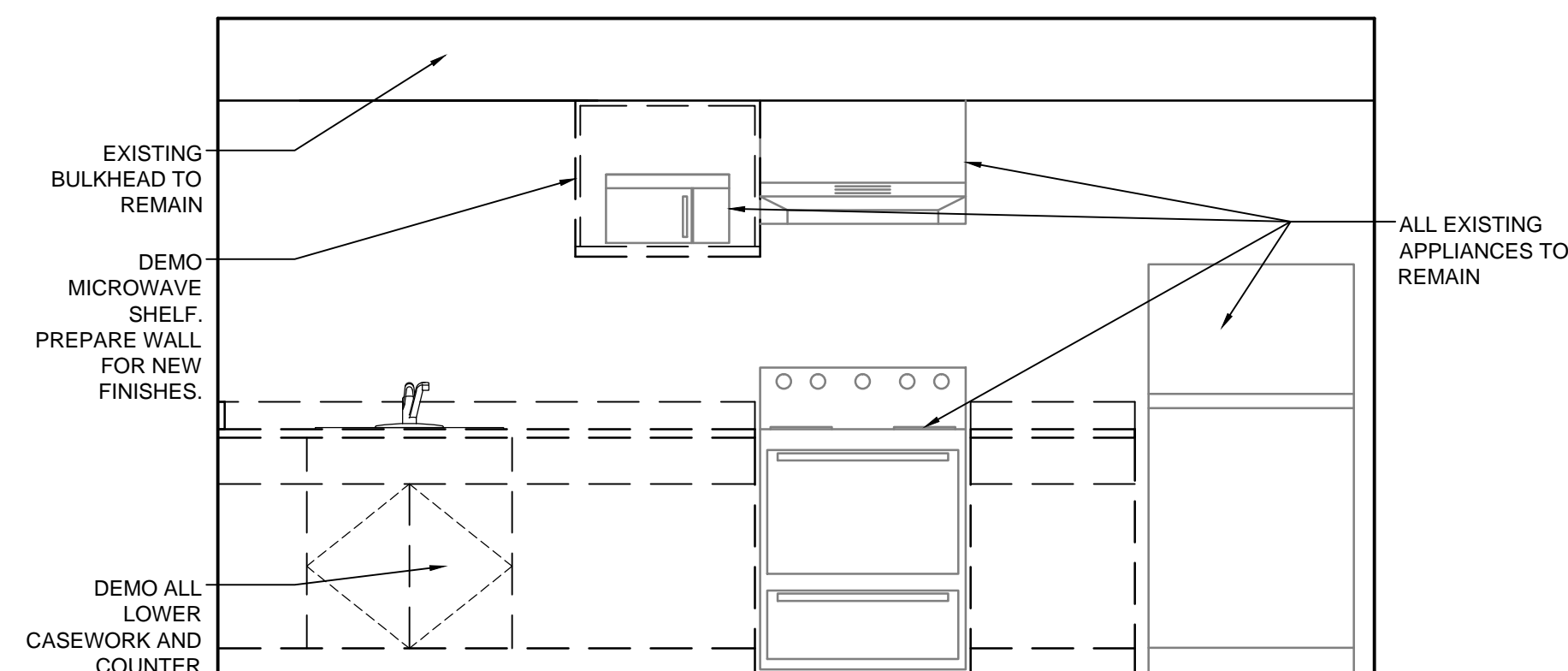
1 DEMO LOUNGE INTERIOR ELEVATION (FLOOR 2 & 4)
1/2" = 1'-0"



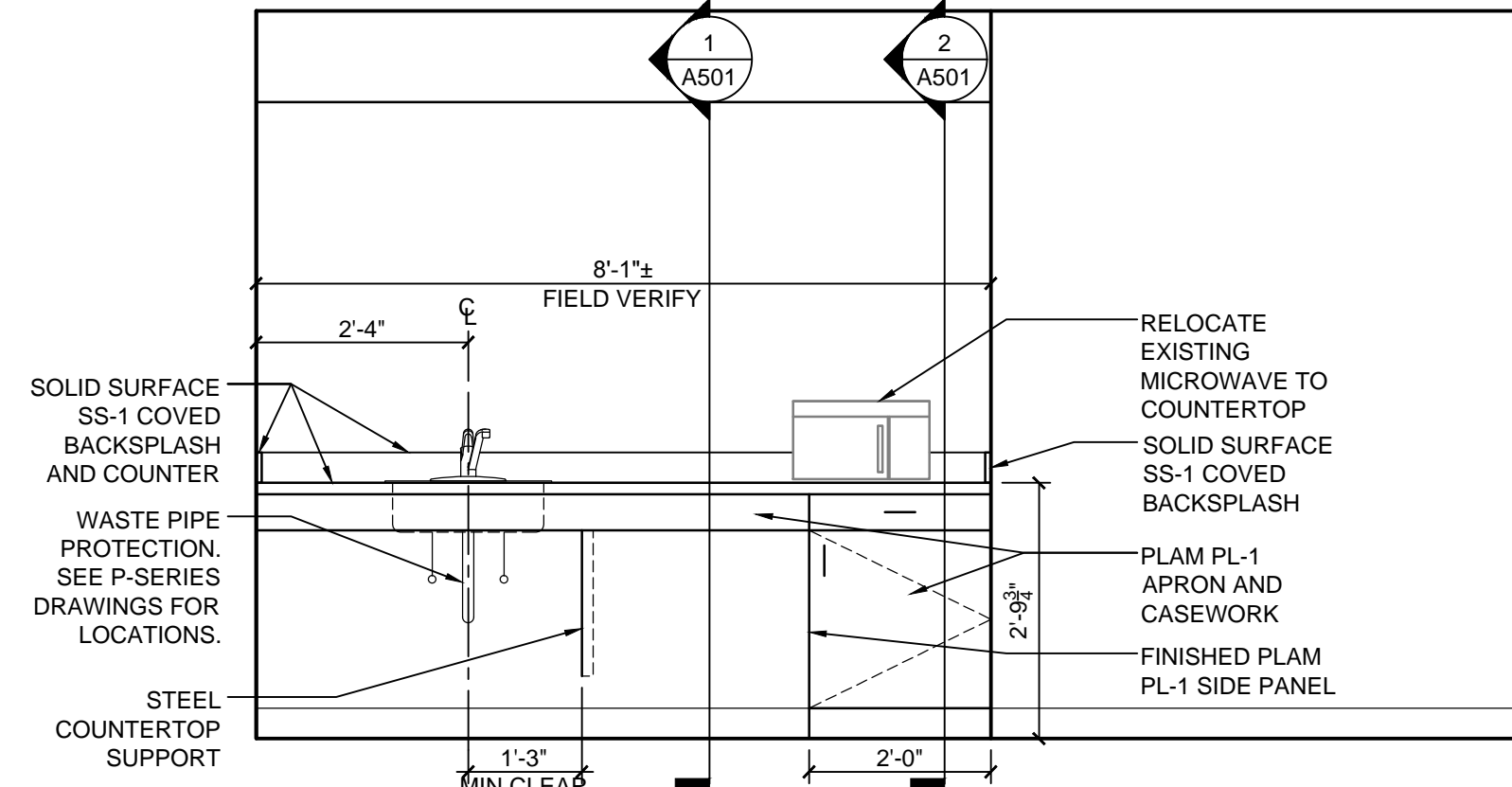
3 DEMO LOUNGE INTERIOR ELEVATION (FLOOR 3)
1/2" = 1'-0"



5 DEMO LOUNGE INTERIOR ELEVATION (FLOOR 5)
1/2" = 1'-0"

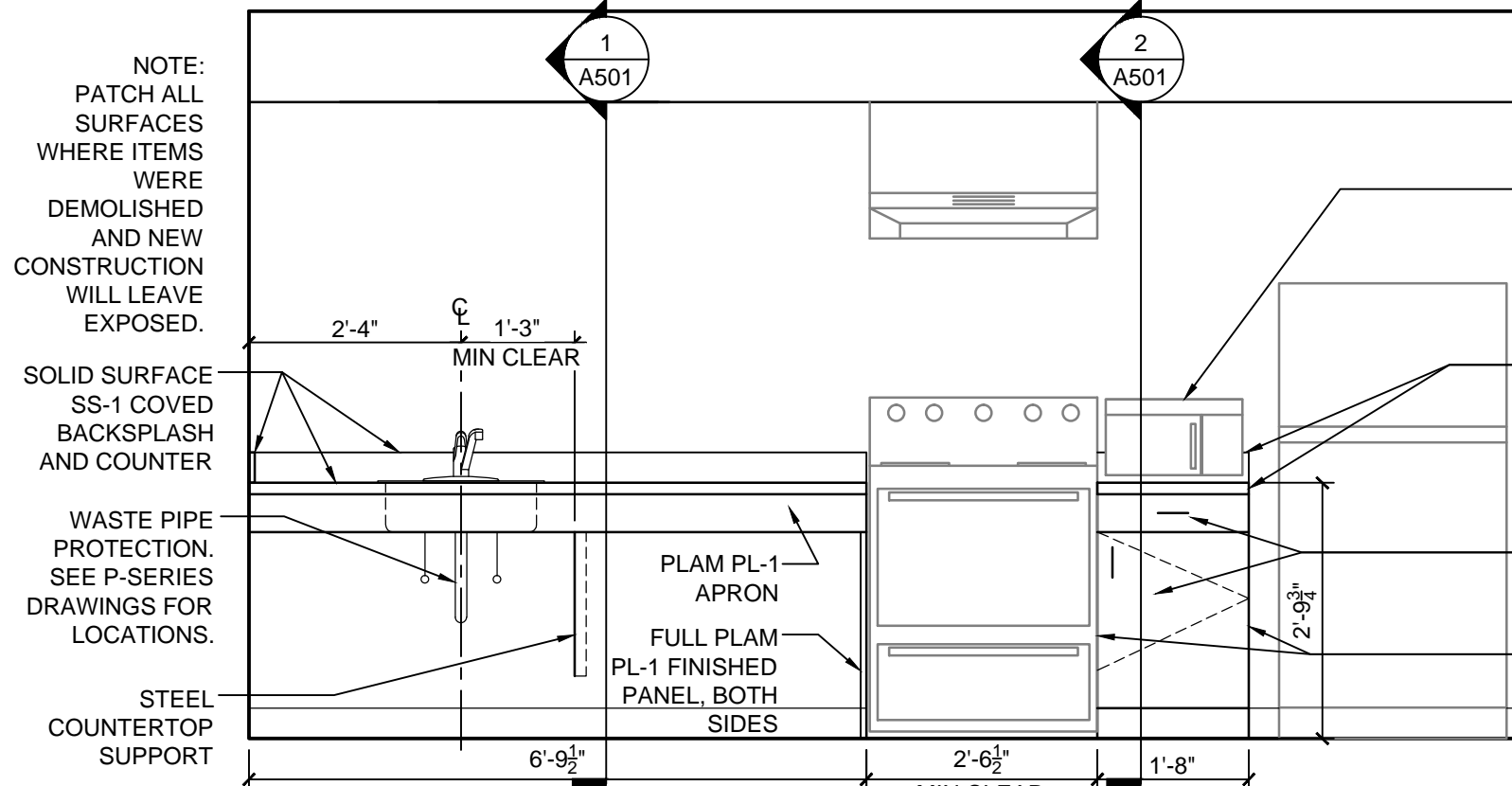


7 DEMO LOUNGE INTERIOR ELEVATION (FLOOR 6)
1/2" = 1'-0"



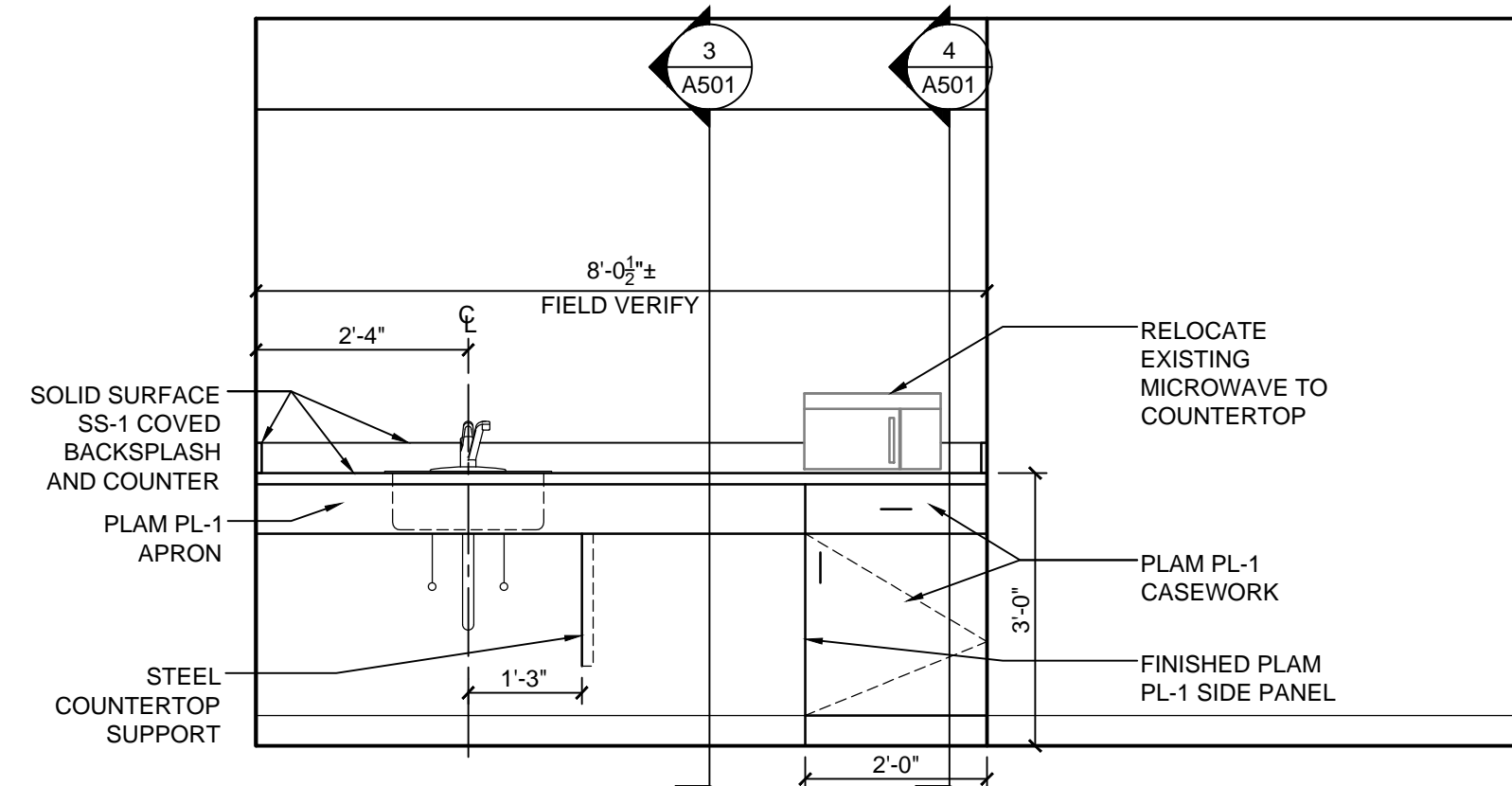
2 NEW LOUNGE INTERIOR ELEVATION (FLOOR 2 & 4)
1/2" = 1'-0"

NOTE:
PATCH ALL SURFACES WHERE ITEMS WERE DEMOLISHED AND NEW CONSTRUCTION WILL LEAVE EXPOSED.



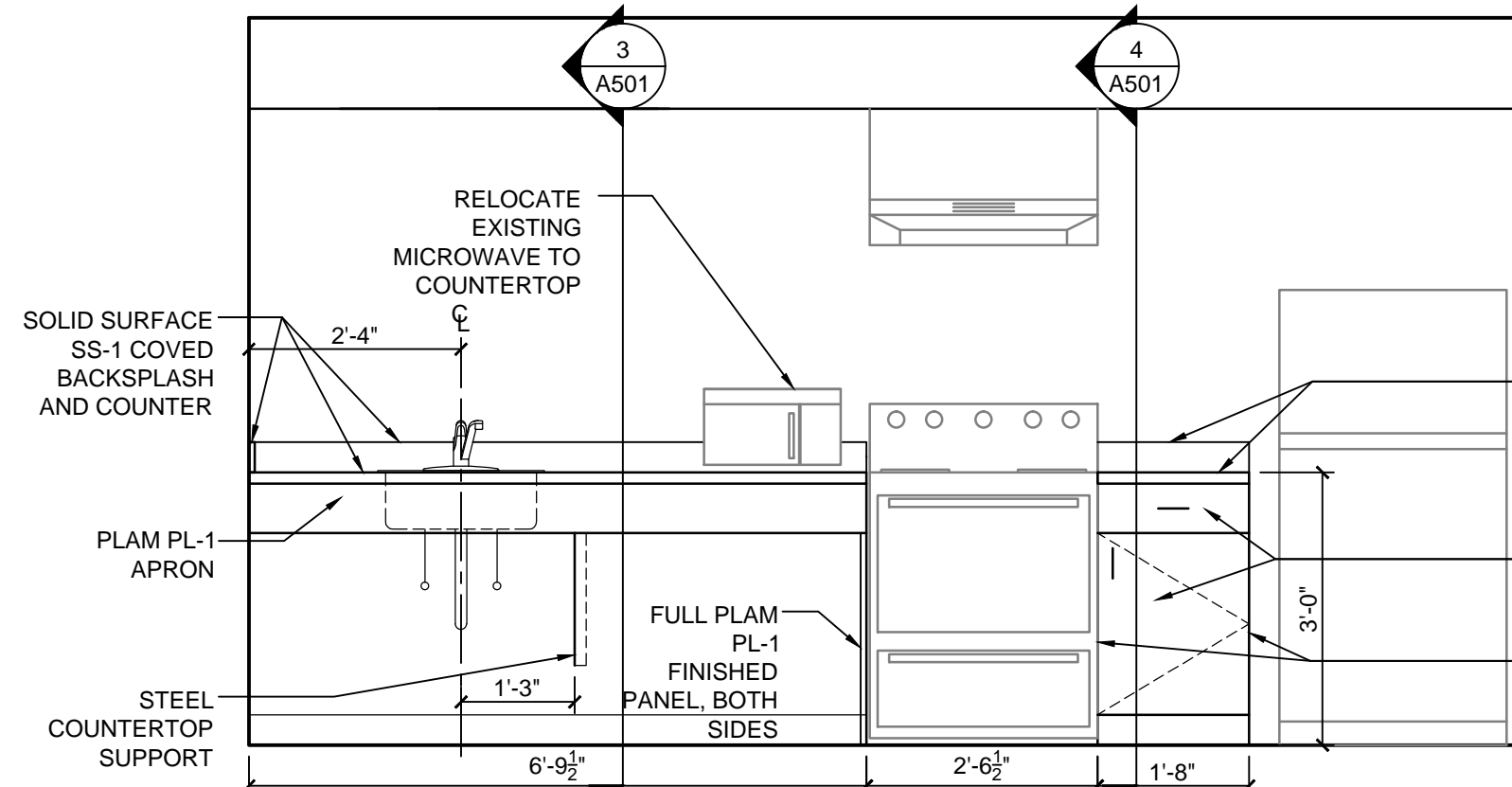
4 NEW LOUNGE INTERIOR ELEVATION (FLOOR 3)
1/2" = 1'-0"

NOTE:
PATCH ALL SURFACES WHERE ITEMS WERE DEMOLISHED AND NEW CONSTRUCTION WILL LEAVE EXPOSED.



6 NEW LOUNGE INTERIOR ELEVATION (FLOOR 5)
1/2" = 1'-0"

NOTE:
PATCH ALL SURFACES WHERE ITEMS WERE DEMOLISHED AND NEW CONSTRUCTION WILL LEAVE EXPOSED.



8 NEW LOUNGE INTERIOR ELEVATION (FLOOR 6)
1/2" = 1'-0"

NOTE:
PATCH ALL SURFACES WHERE ITEMS WERE DEMOLISHED AND NEW CONSTRUCTION WILL LEAVE EXPOSED.

KUHLMAN HALL RENOVATION PHASE II

XAVIER UNIVERSITY
3824 LEDGEWOOD DRIVE
CINCINNATI, OHIO 45207



DATE	REVISION	FOR BIDDING AND PERMIT	ISSUE
3/14/2014			1
4/25/2014			2
			3
			4
			5
			6
			7
			8

KOHR'S LONEMANN HELL
ENGINEERS, P.C.
MECHANICAL/ELECTRICAL ENGINEERS
1510 ALEXANDER PARK, SU. 11
CINCINNATI, OHIO 45241
954-442-1000
954-442-1000 FAX

OFFICE OF PHYSICAL PLANT
XAVIER UNIVERSITY
3800 VICTORY PARKWAY
CINCINNATI, OH 45207
513-745-2037

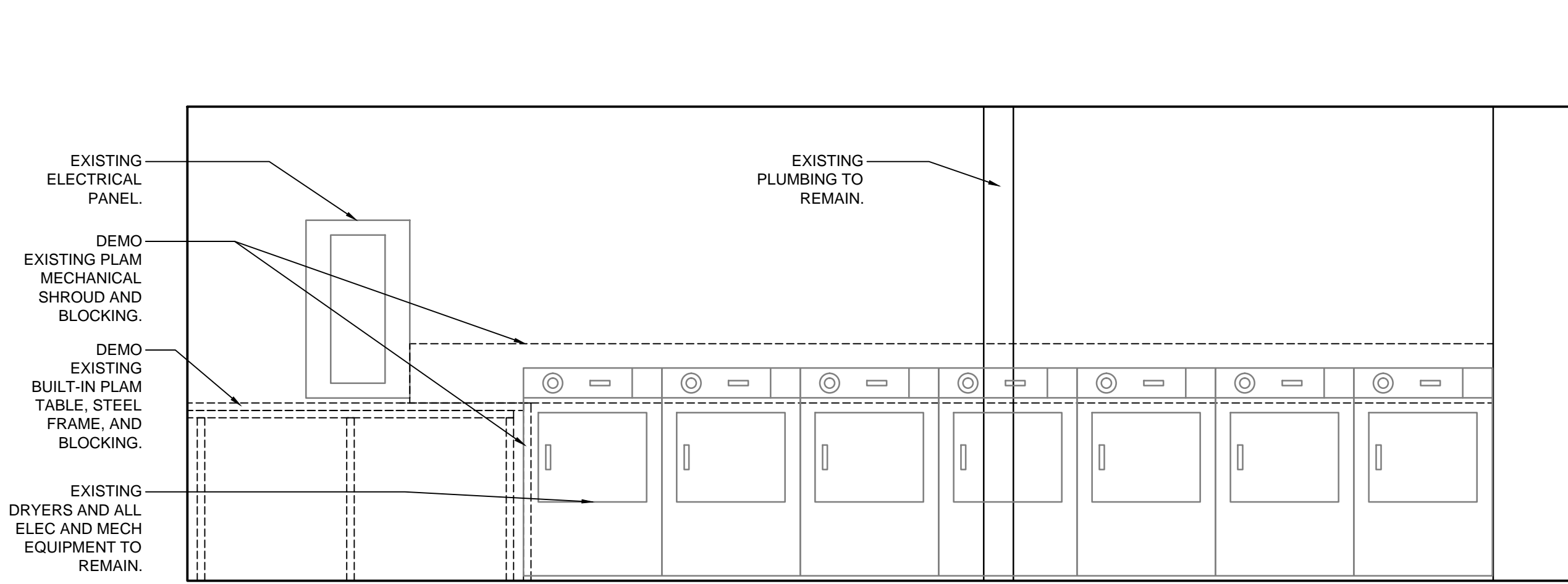


DRAWN BY: JKF
CHECKED BY: REB

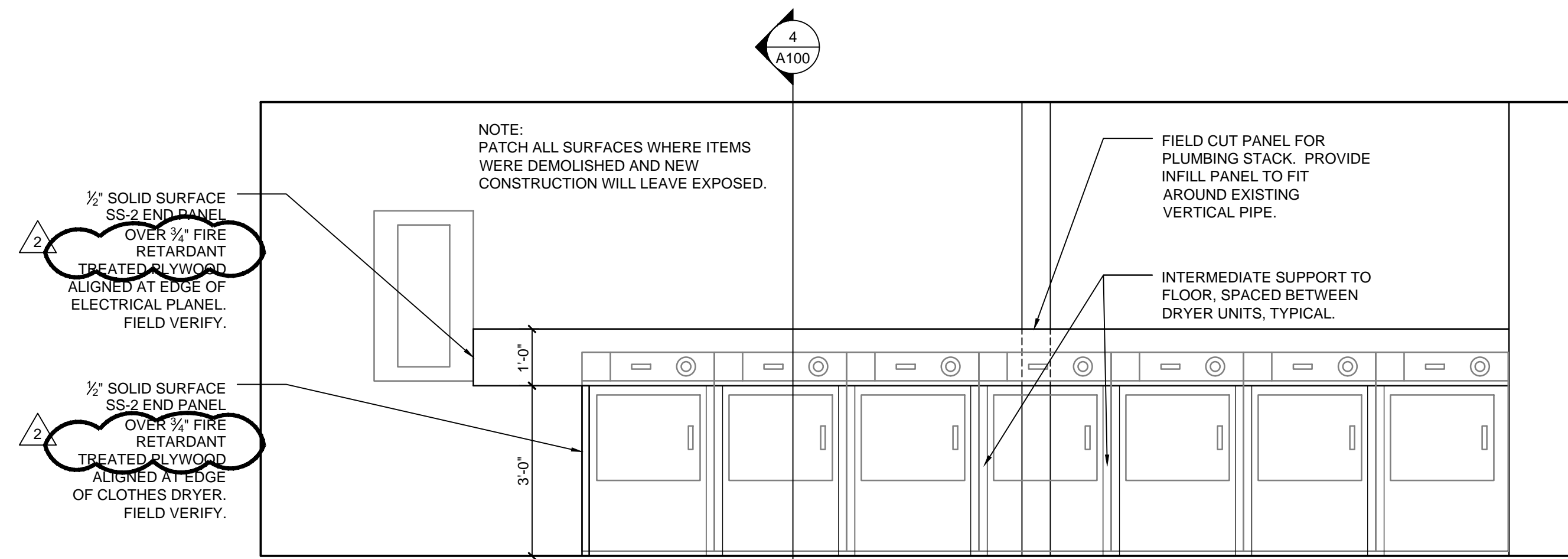
LOUNGE INTERIOR ELEVATIONS

PROJECT NUMBER: 911717
DATE: MARCH 14, 2014
SHEET NO.: A304

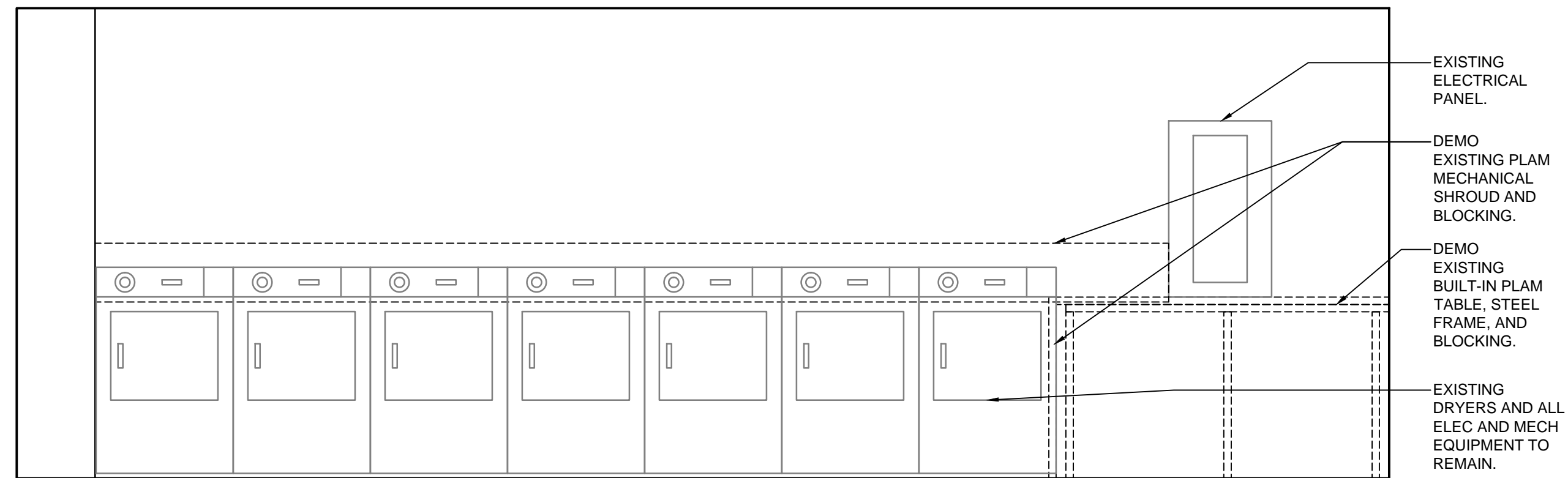
5/12/2014 1:25 PM R:\PLANT\DESIGN PROJECTS\KUHLMAN HALL\KUHLMAN HALL RENOVATION 2013\SHEET\SA305 INTERIOR ELEVATIONS.DWG



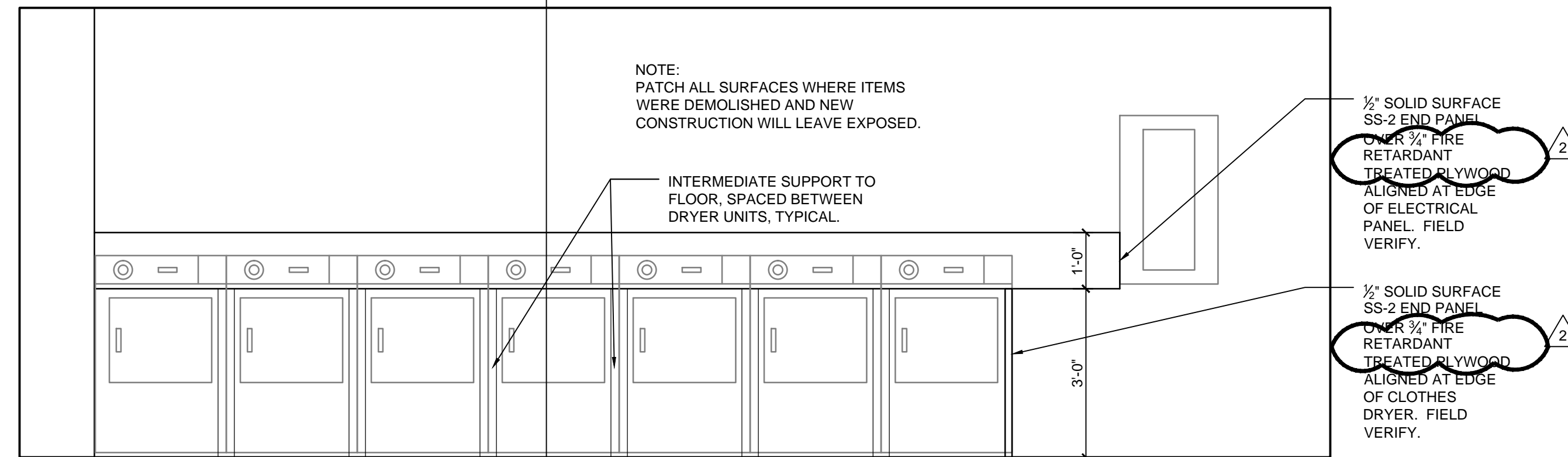
1 DEMO LAUNDRY ROOM CASEWORK
1/2" = 1'-0"



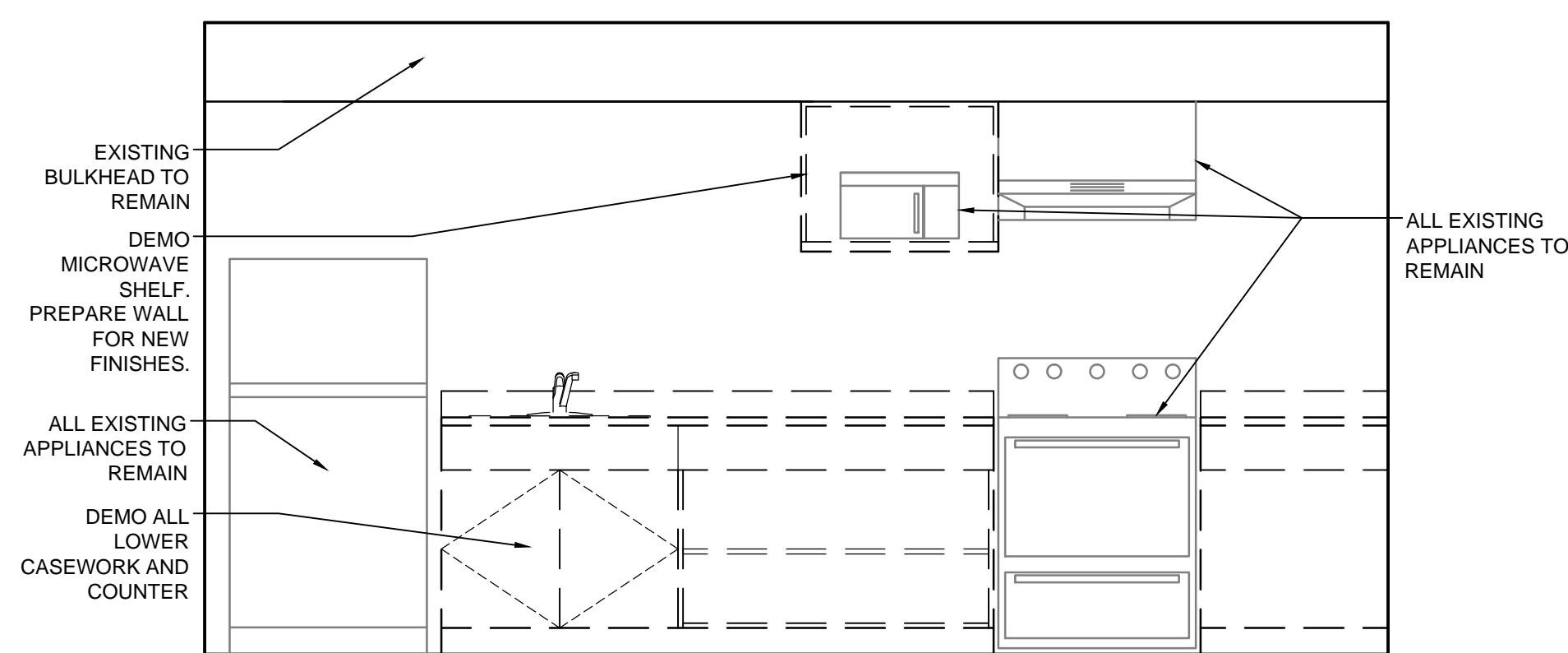
2 NEW LAUNDRY ROOM CASEWORK
1/2" = 1'-0"



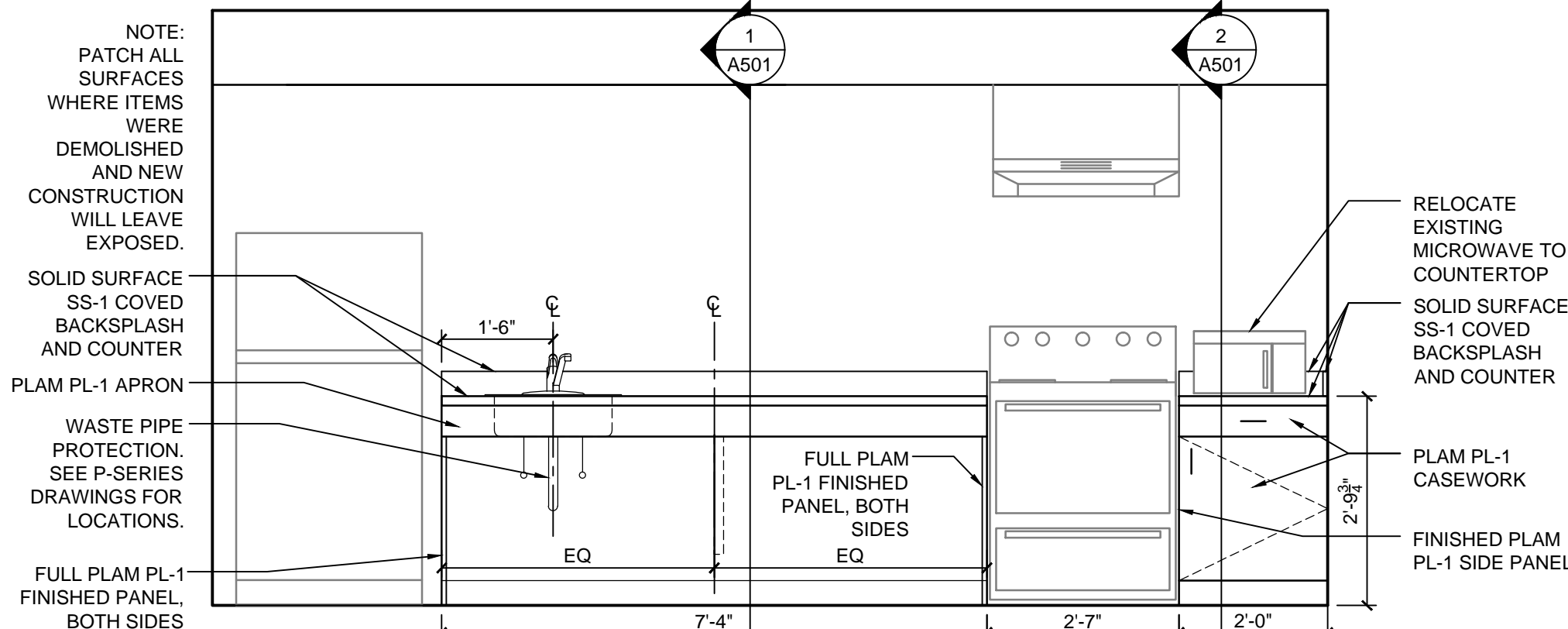
3 DEMO LAUNDRY ROOM CASEWORK
1/2" = 1'-0"



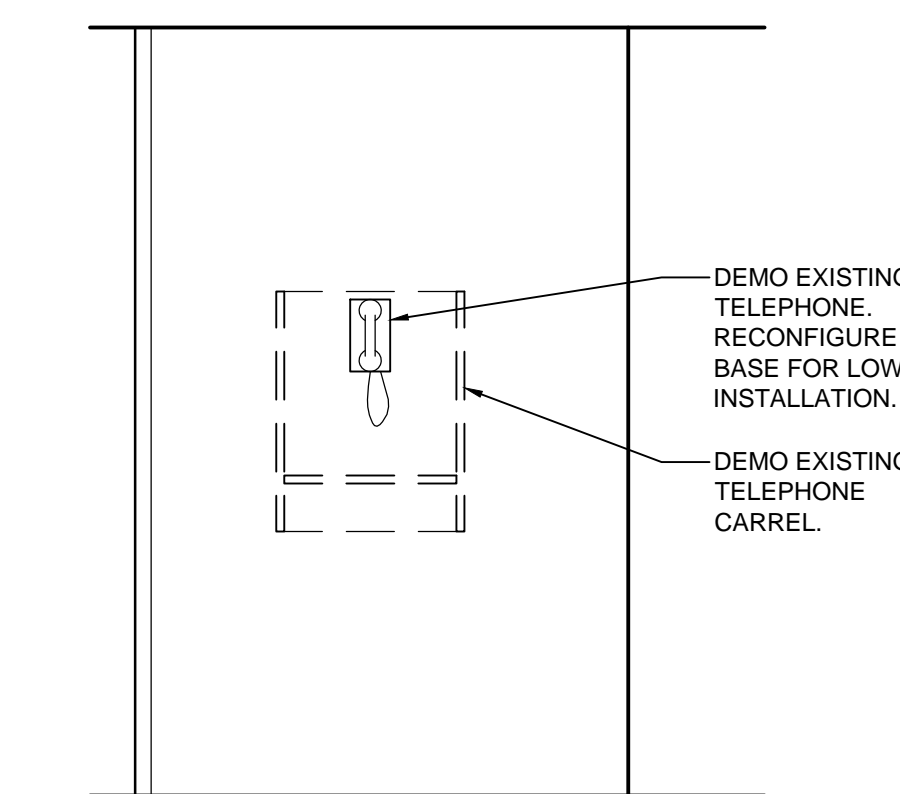
4 NEW LAUNDRY ROOM CASEWORK
1/2" = 1'-0"



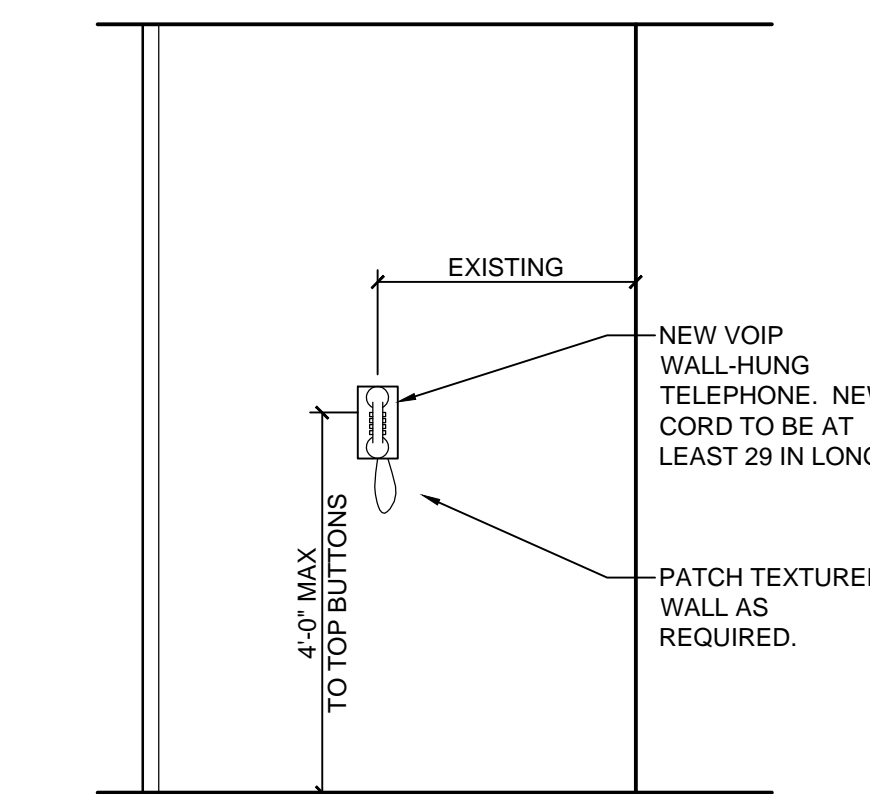
9 DEMO FIRST FLOOR KITCHEN CASEWORK
1/2" = 1'-0"



10 NEW FIRST FLOOR KITCHEN CASEWORK
1/2" = 1'-0"



11 DEMO TELEPHONE CARREL
1/2" = 1'-0"



12 NEW TELEPHONE LOCATION
1/2" = 1'-0"


**KUHLMAN HALL RENOVATION
PHASE II**
XAVIER UNIVERSITY
3824 LEDGEWOOD DRIVE
CINCINNATI, OHIO 45207



DATE	REVISION
3/14/2014	FOR BIDDING AND PERMIT
3/28/2014	ADDENDUM 1
4/25/2014	BULLETIN 1

KOHR'S LONNEMANN HELL
ENGINEERS, P.C.
MECHANICAL/ELECTRICAL ENGINEERS
1130 ALEXANDRIA PARK, ST. 11
25.0000, CINCINNATI, OHIO 45215
513-252-1100 FAX
513-252-1100 FAX

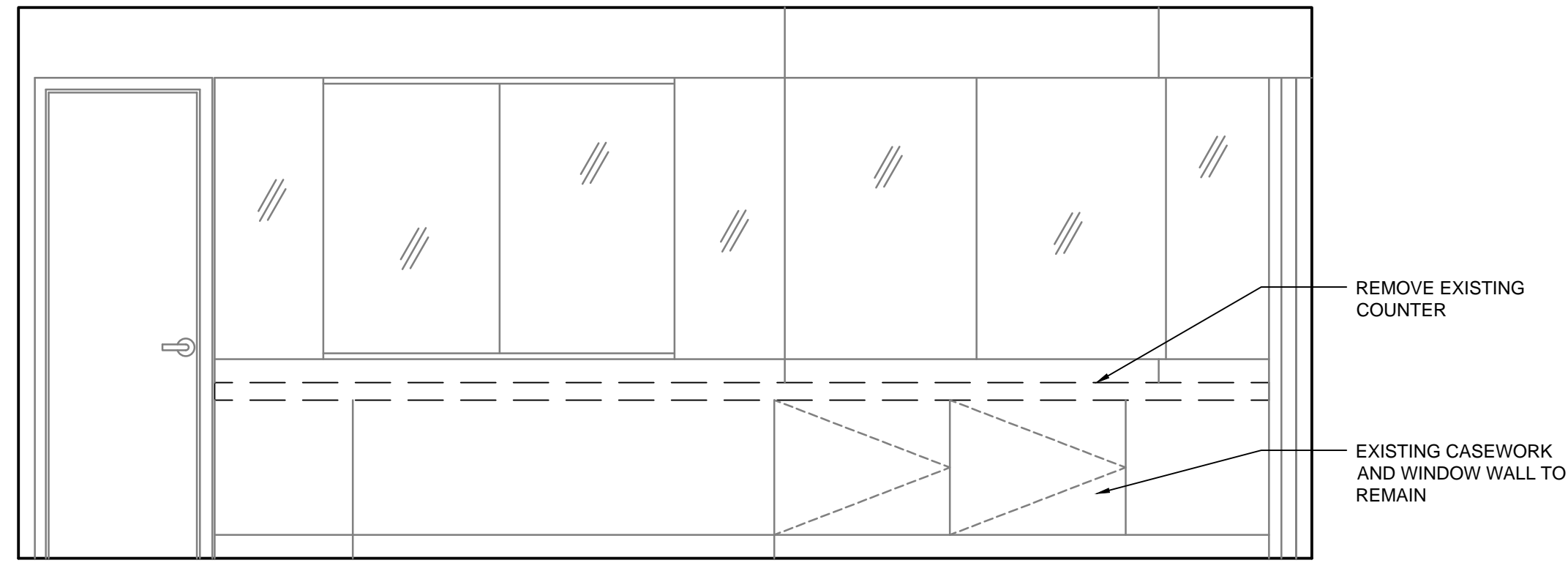
OFFICE OF PHYSICAL PLANT
XAVIER UNIVERSITY
3800 VICTORY PARKWAY
CINCINNATI, OH 45207
513-745-2037



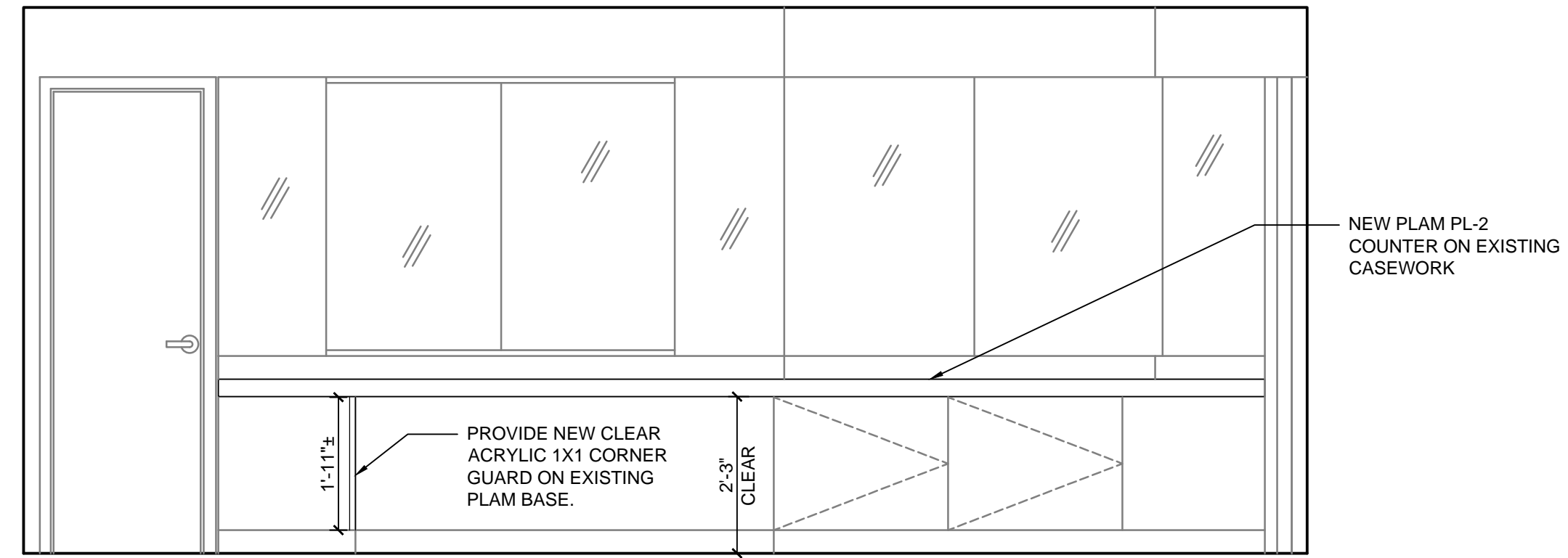
DRAWN BY: JKF
CHECKED BY: REB

INTERIOR ELEVATIONS

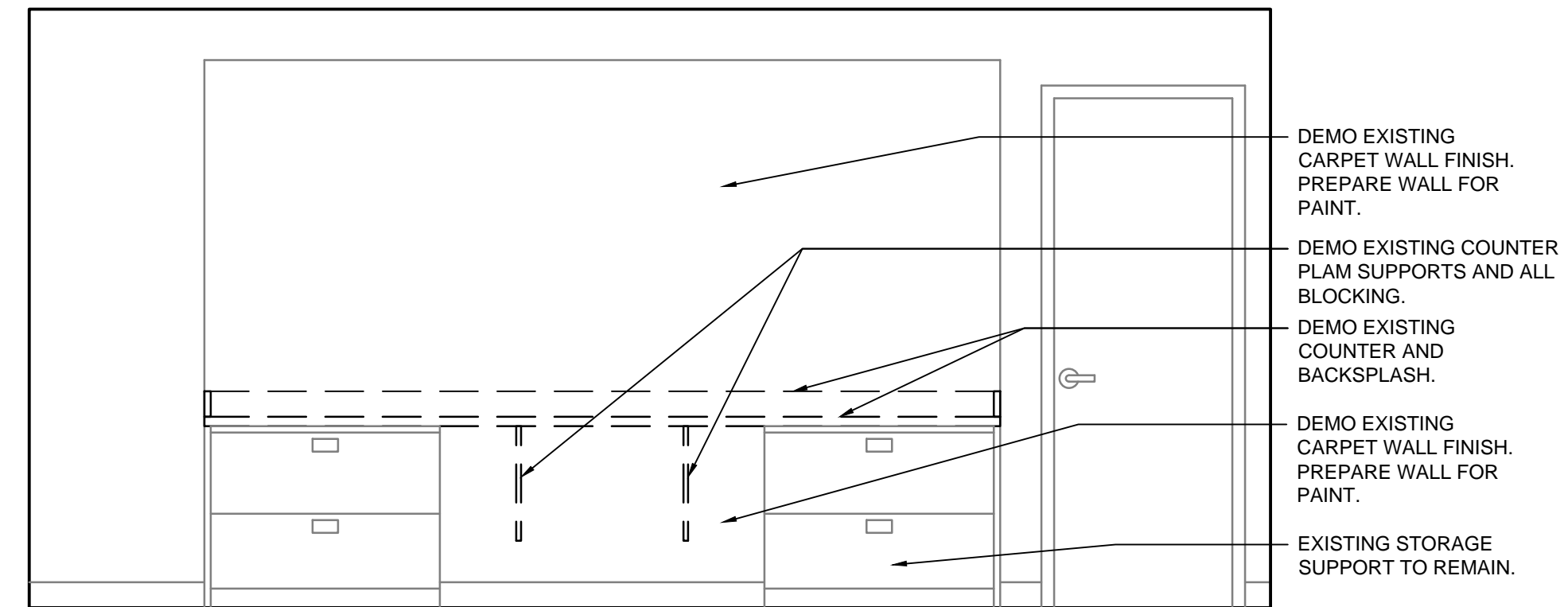
PROJECT NUMBER
911717
DATE
MARCH 14, 2014
SHEET NO.
A305



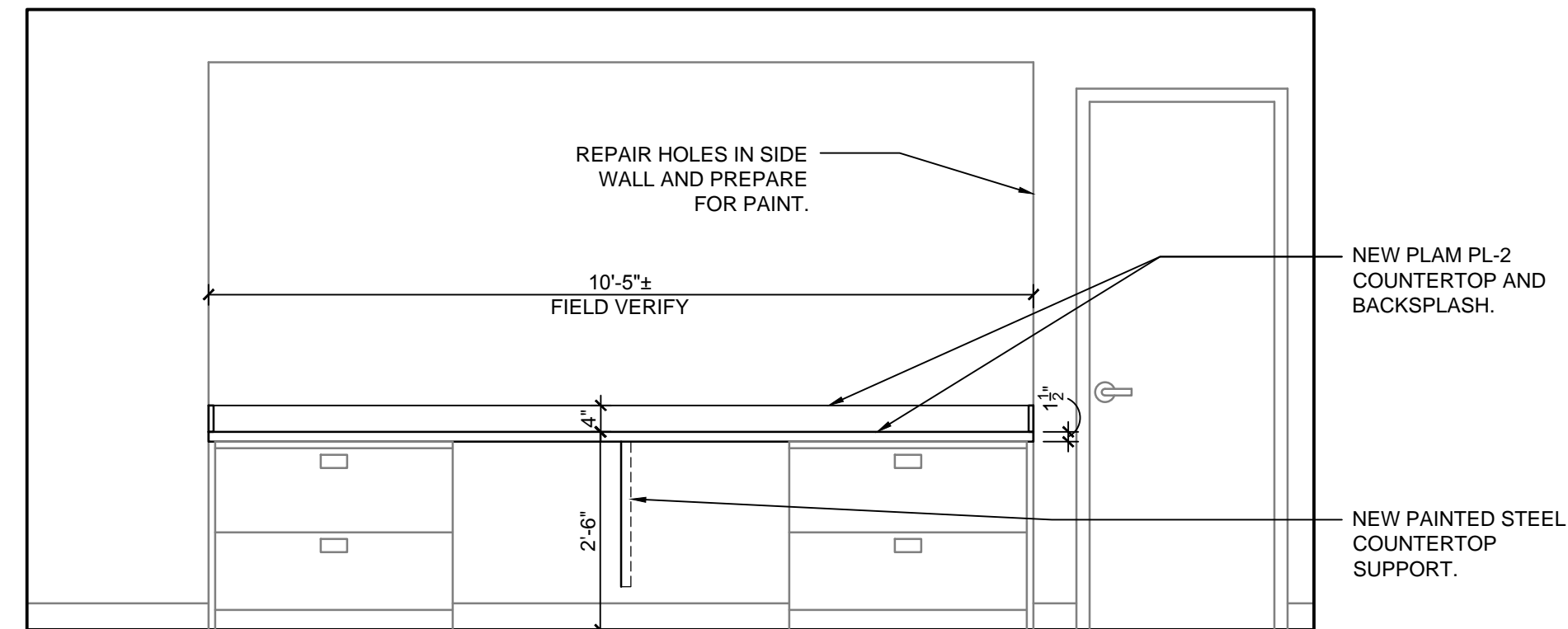
1 DEMO RA OFFICE FRONT DESK
1/2" = 1'-0"



2 NEW RA OFFICE FRONT DESK
1/2" = 1'-0"



3 DEMO RA OFFICE REAR DESK
1/2" = 1'-0"



4 NEW RA OFFICE REAR DESK
1/2" = 1'-0"

**KUHLMAN HALL RENOVATION
PHASE II**
XAVIER UNIVERSITY
3824 LEDGEWOOD DRIVE
CINCINNATI, OHIO 45207



ISSUE	REVISION	DATE
1	FOR BIDDING AND PERMIT	3/14/2014
2	ADDENDUM 1	3/28/2014
	BULLETIN 1	4/25/2014

KOHRS LONNEMANN HELL
ENGINEERS, P.C.
MECHANICAL/ELECTRICAL ENGINEERS
1210 ALEXANDRIA PARK, ST. 11
25.00000, KENTUCKY 41021
606-442-4000
606-442-4000 FAX
WWW.KLHE.COM

OFFICE OF PHYSICAL PLANT
XAVIER UNIVERSITY
3800 VICTORY PARKWAY
CINCINNATI, OH 45207
513-745-2037

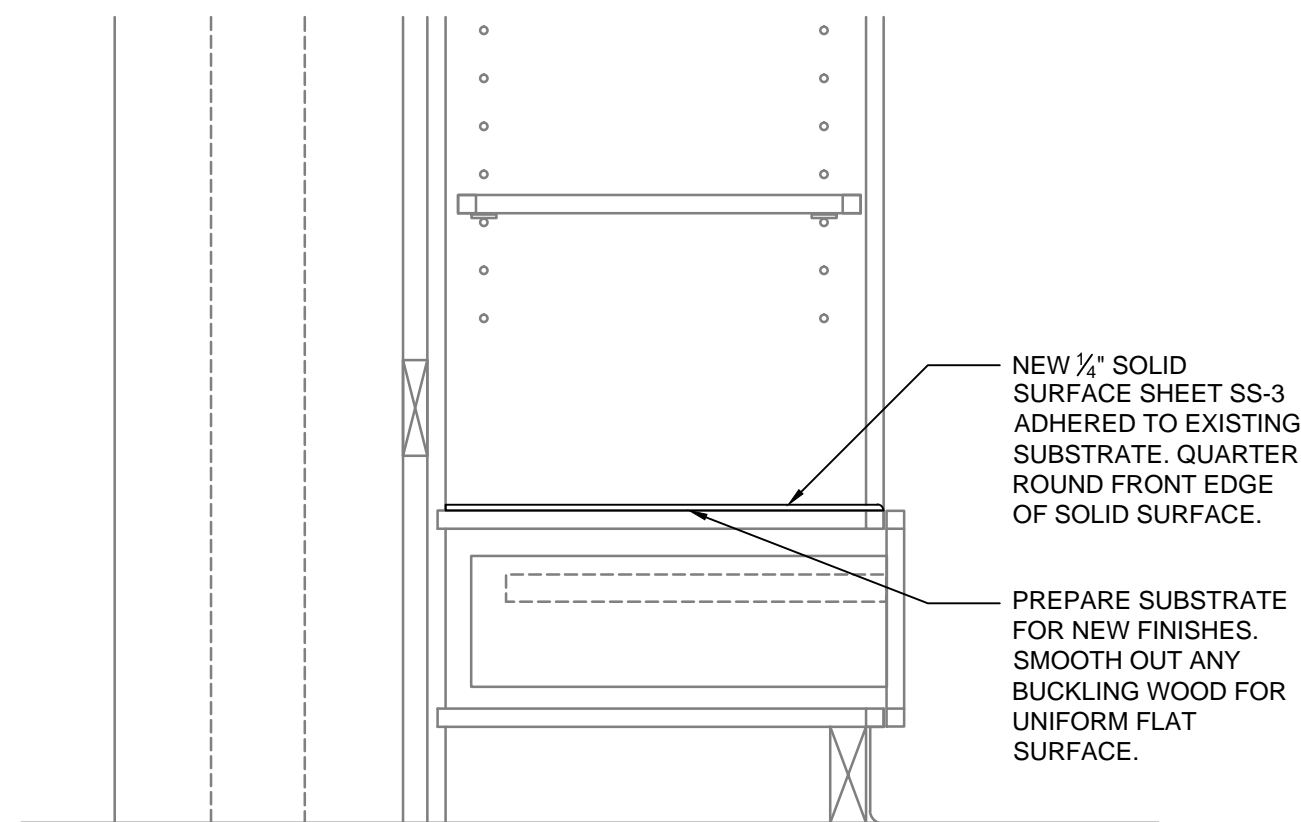


DRAWN BY: JKFB
CHECKED BY: REB

**INTERIOR
ELEVATIONS**

PROJECT NUMBER
911717
DATE
MARCH 14, 2014
SHEET NO.
A306

ROOM NUMBER	ADJUST HINGES OR DRAWER GLIDES	REPLACE HINGE	refinish MISC cabinet FRAME parts	replace missing PULL	replace member of frame	replace BIG door	REFINISH DOOR (fill any holes, sand any rough edge)	refinish drawer	replace damaged drawer front	replace drawer glides	reglue verticals	add new corian sheet to opening at center of enclosure (REFIN. EXIST FRONT EDGE)	reGLUE BOTTOM edge of wardrobe enclosure on L or R	reGLUE TOP edge of wardrobe enclosure on L or R	replace adjustable shelf	replace FIXED shelf
501	R DRAWER															L
502																
503										R					1	
504																
505										CTR						
506																
507																
508																
509																
510										R						
511																
512																
513																
514															1	
515										CTR						
516																
517																
518																
519	CTR UPPER															
521										L						
522		CTR UPPER BROKEN													1	
523																
524																
525										R					2	
526										CTR						
527	CTR UPPER									L & R						
528																
529										L & CTR						
530										R						
531	L UPPER															
532																
533																
534						R				CTR & R					1	
535										CTR						
536																
537																
538																
601				CTR PULL BROKEN												
602										L & R						
603																
604																
605																
606																
607																
608																
609																
610															1	
611																
612																
613																
614																
615																
616										CTR						
617																
618																
619										L & R						
620																
621																
622																
623															1	
624																
625																
626																
627															1	
628															1	
629																
630																
631															1	
632																
633										R						
634																
635										CTR						
636															1	
637						R										
638															1	CTR BOTTOM



1 WARDROBE SHELF REPAIR
1 1/2" = 1'-0"

KUHLMAN HALL RENOVATION PHASE II

XAVIER UNIVERSITY
3824 LEDGEWOOD DRIVE
CINCINNATI, OHIO 45207



ISSUE	REVISION	DATE
		3/14/2014
		4/25/2014

FOR BIDDING AND PERMIT BULLETIN 1

KHL
KOHRS LONNEMANN HELL
ENGINEERS, P.C.
MECHANICAL/ELECTRICAL ENGINEERS
WWW.KHL-USA.COM

1230 ALEXANDRIA PARK, SU. 11
25.000000, 83.970000 W.12345
614-282-1000 FAX
614-282-1000 FAX

124 BROWN STREET, TWO MANORIA PLACE, ST. 200
WILSON, OHIO 45090 CINCINNATI, OHIO 45214
513-225-9700 FAX 513-225-2185 FAX
513-225-9700 FAX 513-225-2185 FAX

OFFICE OF PHYSICAL PLANT
XAVIER UNIVERSITY
3800 VICTORY PARKWAY
CINCINNATI, OH 45207
513-745-2037



DRAWN BY: JK F
CHECKED BY: REB

WARDROBE REPAIR SCHEDULE

PROJECT NUMBER
911717

DATE
MARCH 14, 2014

SHEET NO.
A309



1 DEMO GROUND FLOOR CEILING PLAN
1/8" = 1'-0"

DEMO CEILING PLAN NOTES

- A. DEMO ALL CEILING GRID AND PADS SHOWN DASHED ON PLAN. ALL OTHER CEILING GRIDS TO REMAIN.
- B. SAVE ALL CEILING MOUNTED LIFE SAFETY EQUIPMENT, HVAC GRILLS AND DIFFUSERS, AND LIGHTING FOR REINSTALLATION. SEE NEW CEILING PLANS FOR NEW LOCATIONS. COORDINATE WITH HVAC AND ELECTRICAL DRAWINGS.

DEMO CEILING PLAN KEYNOTES

- 1. NOT USED.
- 2. DEMO PORTION OF CEILING GRID FOR INSTALLATION OF NEW RATED ALCOVE. SAVE 2X2 LIGHT AND RETURN GRILL FOR REINSTALLATION. SEE NEW CEILING PLAN FOR NEW LOCATION. SEE NEW FLOOR PLAN FOR DIMENSIONS OF CEILING REMOVAL.
- 3. DEMO GYPSUM BOARD SOFFIT AND METAL FRAMING AT FAUX PILASTER.

**KUHLMAN HALL RENOVATION
PHASE II**
XAVIER UNIVERSITY
3824 LEDGEWOOD DRIVE
CINCINNATI, OHIO 45207




ISSUE	REVISION	DATE
2	FOR BIDDING AND PERMIT BULLETIN 1	3/14/2014
		4/25/2014

KOHRS LÖNNEMANN HELL
ENGINEERS, P.C.
MECHANICAL/ELECTRICAL ENGINEERS
1248 ALEXANDRIA PARK, ST. LY.
21.00000, KENTUCKY 40128
606-442-4000
606-442-4000 FAX

124 BROWN STREET, TWO WINGWALK PLACE, ST. 280
MARTIN, OHIO 45424
937-220-9700
937-220-9702 FAX 937-220-2185 FAX

OFFICE OF PHYSICAL PLANT
XAVIER UNIVERSITY
3800 VICTORY PARKWAY
CINCINNATI, OH 45207
513-745-2037



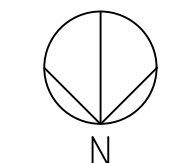
DRAWN BY: JKF
CHECKED BY: REB

**DEMO
GROUND
FLOOR
CEILING
PLAN**
PROJECT NUMBER
911717
DATE
MARCH 14, 2014
SHEET NO.
A400D

5/12/2014 1:26 PM R:\PLANT\DESIGN PROJECTS\KUHLMAN HALL\KUHLMAN HALL RENOVATION 2013\SHEETS\A401D DEMO FIRST FLOOR CEILING PLAN.DWG



1 DEMO FIRST FLOOR CEILING PLAN
1/8" = 1'-0"



- DEMO CEILING PLAN NOTES**
- A. DEMO ALL CEILING GRID AND PADS SHOWN DASHED ON PLAN. ALL OTHER CEILING GRIDS TO REMAIN.
 - B. SAVE ALL CEILING MOUNTED LIFE SAFETY EQUIPMENT, HVAC GRILLS AND DIFFUSERS, AND LIGHTING FOR REINSTALLATION. SEE NEW CEILING PLANS FOR NEW LOCATIONS. COORDINATE WITH HVAC AND ELECTRICAL DRAWINGS.

- DEMO CEILING PLAN KEYNOTES**
- 1. DEMO GYPSUM BOARD SOFFIT AND METAL FRAMING AT FAUX PILASTER.

**KUHLMAN HALL RENOVATION
PHASE II**
XAVIER UNIVERSITY
3824 LEDGEWOOD DRIVE
CINCINNATI, OHIO 45207



ISSUE	REVISION	DATE
2	FOR BIDDING AND PERMIT BULLETIN 1	3/14/2014
		4/25/2014

KOHRS LÖNNEMANN HELL
ENGINEERS, P.C.
MECHANICAL/ELECTRICAL ENGINEERS
1230 ALEXANDER PARK, ST. 11
2100 CORNELL UNIVERSITY BLVD.
CINCINNATI, OHIO 45221
513-442-1000
513-442-1000 FAX

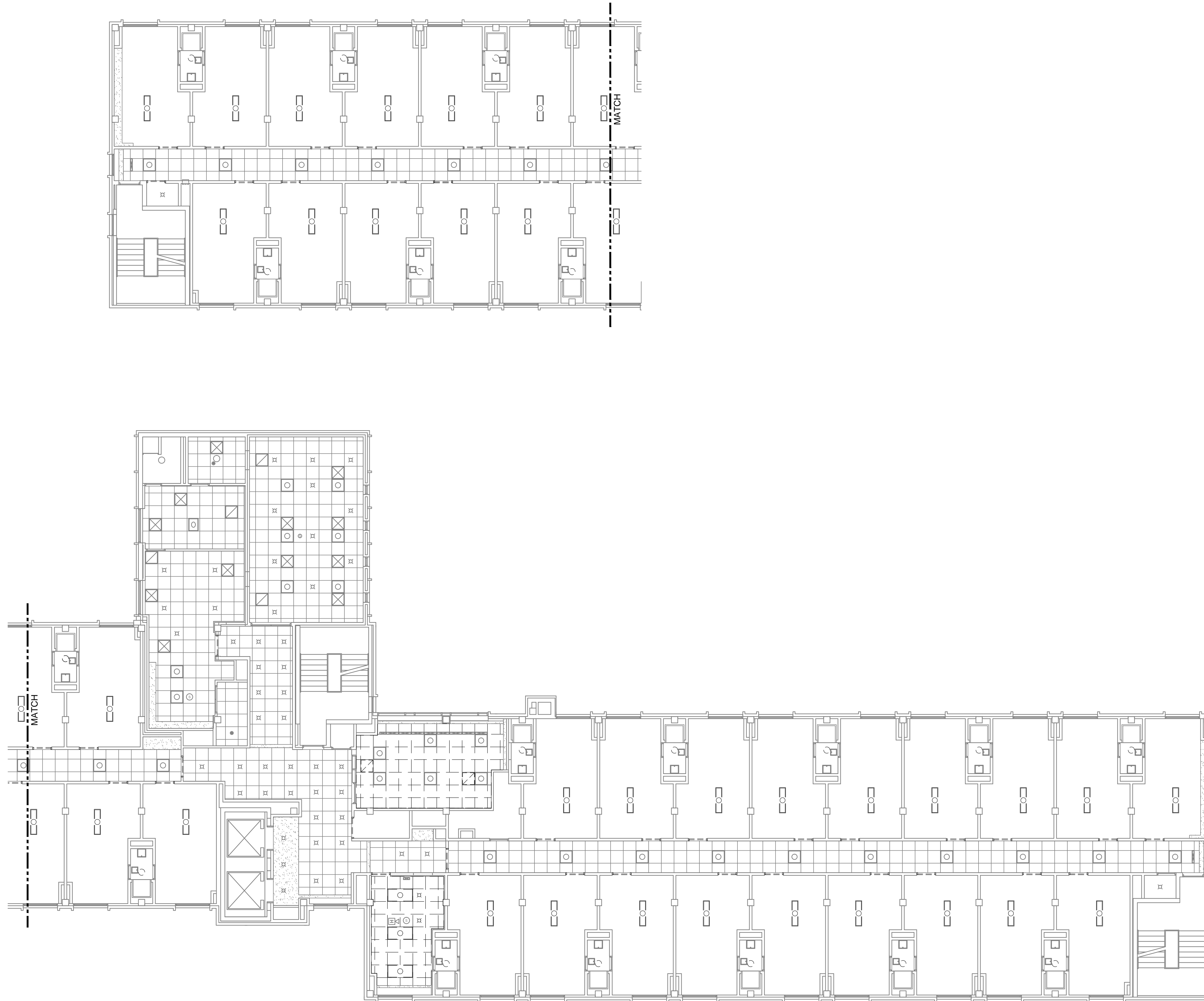
OFFICE OF PHYSICAL PLANT
XAVIER UNIVERSITY
3800 VICTORY PARKWAY
CINCINNATI, OH 45207
513-745-2037



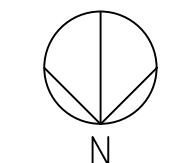
DRAWN BY: JKJ
CHECKED BY: REB

DEMO FIRST FLOOR CEILING PLAN

PROJECT NUMBER
911717
DATE
MARCH 14, 2014
SHEET NO.
A401D



1 DEMO SECOND FLOOR CEILING PLAN
1/8" = 1'-0"



- DEMO CEILING PLAN NOTES**
- A. DEMO ALL CEILING GRID AND PADS SHOWN DASHED ON PLAN. ALL OTHER CEILING GRIDS TO REMAIN.
 - B. SAVE ALL CEILING MOUNTED LIFE SAFETY EQUIPMENT, HVAC GRILLS AND DIFFUSERS, AND LIGHTING FOR REINSTALLATION. SEE NEW CEILING PLANS FOR NEW LOCATIONS. COORDINATE WITH HVAC AND ELECTRICAL DRAWINGS.

**KUHLMAN HALL RENOVATION
PHASE II**
XAVIER UNIVERSITY
3824 LEDGEWOOD DRIVE
CINCINNATI, OHIO 45207



ISSUE	REVISION	DATE
2	FOR BIDDING AND PERMIT BULLETIN 1	3/14/2014
		4/25/2014

KOHRS LÖNNEMANN HELL
ENGINEERS, P.C.
MECHANICAL/ELECTRICAL ENGINEERS
1210 ALEXANDER PARK, SU. 11
2100 CORNELL UNIVERSITY BLVD.
CINCINNATI, OHIO 45221
513-442-4000
513-442-4000 FAX

OFFICE OF PHYSICAL PLANT
XAVIER UNIVERSITY
3800 VICTORY PARKWAY
CINCINNATI, OH 45207
513-745-2037



DRAWN BY: JKF
CHECKED BY: REB

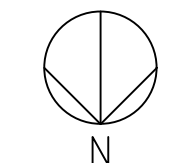
**DEMO
SECOND
FLOOR
CEILING
PLAN**

PROJECT NUMBER
911717
DATE
MARCH 14, 2014
SHEET NO.
A402D

5/12/2014 1:26 PM R:\PLANT\DESIGN PROJECTS\KUHLMAN HALL\KUHLMAN HALL RENOVATION 2013\SHEETS\A403D DEMO THIRD FLOOR CEILING PLAN.DWG



1 DEMO THIRD FLOOR CEILING PLAN
1/8" = 1'-0"



- DEMO CEILING PLAN NOTES**
- A. DEMO ALL CEILING GRID AND PADS SHOWN DASHED ON PLAN. ALL OTHER CEILING GRIDS TO REMAIN.
 - B. SAVE ALL CEILING MOUNTED LIFE SAFETY EQUIPMENT, HVAC GRILLS AND DIFFUSERS, AND LIGHTING FOR REINSTALLATION. SEE NEW CEILING PLANS FOR NEW LOCATIONS. COORDINATE WITH HVAC AND ELECTRICAL DRAWINGS.

- DEMO CEILING PLAN KEYNOTES**
- 1. DEMO GYPSUM BOARD SOFFIT AND METAL FRAMING AT FAUX PILASTER.

**KUHLMAN HALL RENOVATION
PHASE II**
XAVIER UNIVERSITY
3824 LEDGEWOOD DRIVE
CINCINNATI, OHIO 45207



ISSUE	REVISION	DATE
2	FOR BIDDING AND PERMIT BULLETIN 1	3/14/2014
		4/25/2014

KOHRS LÖNNEMANN HELL
ENGINEERS, P.C.
MECHANICAL/ELECTRICAL ENGINEERS
1210 ALEXANDRIA PARK, SU. 11
210 SOUTH KENTUCKY HIGHWAY
CINCINNATI, OHIO 45240
513-442-4000
513-442-4000 FAX

OFFICE OF PHYSICAL PLANT
XAVIER UNIVERSITY
3800 VICTORY PARKWAY
CINCINNATI, OH 45207
513-745-2037



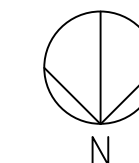
DRAWN BY: JKJ
CHECKED BY: REB

**DEMO
THIRD
FLOOR
CEILING
PLAN**

PROJECT NUMBER
911717
DATE
MARCH 14, 2014
SHEET NO.
A403D



1 DEMO FOURTH FLOOR CEILING PLAN
1/8" = 1'-0"



- DEMO CEILING PLAN NOTES**
- A. DEMO ALL CEILING GRID AND PADS SHOWN DASHED ON PLAN. ALL OTHER CEILING GRIDS TO REMAIN.
 - B. SAVE ALL CEILING MOUNTED LIFE SAFETY EQUIPMENT, HVAC GRILLS AND DIFFUSERS, AND LIGHTING FOR REINSTALLATION. SEE NEW CEILING PLANS FOR NEW LOCATIONS. COORDINATE WITH HVAC AND ELECTRICAL DRAWINGS.

- DEMO CEILING PLAN KEYNOTES**
- 1. DEMO GYPSUM BOARD SOFFIT AND METAL FRAMING AT FAUX PILASTER.

**KUHLMAN HALL RENOVATION
PHASE II**
XAVIER UNIVERSITY
3824 LEDGEWOOD DRIVE
CINCINNATI, OHIO 45207



ISSUE	REVISION	DATE
2	FOR BIDDING AND PERMIT BULLETIN 1	3/14/2014
		4/25/2014

KOHRS LÖNNEMANN HELL
ENGINEERS, P.C.
MECHANICAL/ELECTRICAL ENGINEERS
1210 ALEXANDER PARK, SU. 11
21.00000, KENTUCKY 41021
606-442-4100
606-442-4100 FAX
124 BROWN STREET, TWO WINDYBELL PLACE, ST. 200
SPRINGFIELD, OHIO 45504
937-251-9700
937-251-9700 FAX 937-251-2185 FAX

OFFICE OF PHYSICAL PLANT
XAVIER UNIVERSITY
3800 VICTORY PARKWAY
CINCINNATI, OH 45207
513-745-2037



DRAWN BY: JKJ
CHECKED BY: REB

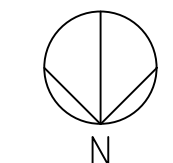
**DEMO
FOURTH
FLOOR
CEILING
PLAN**

PROJECT NUMBER
911717
DATE
MARCH 14, 2014
SHEET NO.
A404D

5/12/2014 1:26 PM R:\PLANT\DESIGN PROJECTS\KUHLMAN HALL\KUHLMAN HALL RENOVATION 2013\SHEETS\A405D DEMO FIFTH FLOOR CEILING PLAN.DWG



1 DEMO FIFTH FLOOR CEILING PLAN
1/8" = 1'-0"



DEMO CEILING PLAN NOTES

A. DEMO ALL CEILING GRID AND PADS SHOWN DASHED ON PLAN. ALL OTHER CEILING GRIDS TO REMAIN.
 B. SAVE ALL CEILING MOUNTED LIFE SAFETY EQUIPMENT, HVAC GRILLS AND DIFFUSERS, AND LIGHTING FOR REINSTALLATION. SEE NEW CEILING PLANS FOR NEW LOCATIONS. COORDINATE WITH HVAC AND ELECTRICAL DRAWINGS.

DEMO CEILING PLAN KEYNOTES

1. DEMO PART OF CEILING AND METAL FRAMING AT FAUX PILASTER.

**KUHLMAN HALL RENOVATION
PHASE II**
 XAVIER UNIVERSITY
 3824 LEDGEWOOD DRIVE
 CINCINNATI, OHIO 45207



ISSUE	REVISION	DATE
2	FOR BIDDING AND PERMIT BULLETIN 1	3/14/2014
		4/25/2014

KOHRS LÖNNEMANN HELL
 ENGINEERS, P.C.
 MECHANICAL/ELECTRICAL ENGINEERS
 1210 ALEXANDRIA PARK, ST. LY
 21.00000, KENTUCKY 40126
 502-442-4400
 502-442-4400 FAX
 WWW.KLHENGINEERS.COM

OFFICE OF PHYSICAL PLANT
 XAVIER UNIVERSITY
 3800 VICTORY PARKWAY
 CINCINNATI, OH 45207
 513-745-2037



DRAWN BY: JKJ
 CHECKED BY: REB

DEMO FIFTH FLOOR CEILING PLAN

PROJECT NUMBER
911717

DATE
MARCH 14, 2014

SHEET NO.
A405D



1 DEMO SIXTH FLOOR CEILING PLAN
1/8" = 1'-0"

DEMO CEILING PLAN NOTES

A. DEMO ALL CEILING GRID AND PADS SHOWN DASHED ON PLAN. ALL OTHER CEILING GRIDS TO REMAIN.
 B. SAVE ALL CEILING MOUNTED LIFE SAFETY EQUIPMENT, HVAC GRILLS AND DIFFUSERS, AND LIGHTING FOR REINSTALLATION. SEE NEW CEILING PLANS FOR NEW LOCATIONS. COORDINATE WITH HVAC AND ELECTRICAL DRAWINGS.

DEMO CEILING PLAN KEYNOTES

1. DEMO PART OF CEILING AND METAL FRAMING AT FAUX PILASTER.

**KUHLMAN HALL RENOVATION
PHASE II**
 XAVIER UNIVERSITY
 3824 LEDGEWOOD DRIVE
 CINCINNATI, OHIO 45207



ISSUE	REVISION	DATE
2	FOR BIDDING AND PERMIT BULLETIN 1	3/14/2014
		4/25/2014

KOHRS LÖNNEMANN HELL
 ENGINEERS, P.C.
 MECHANICAL/ELECTRICAL ENGINEERS
 1210 ALEXANDRIA PARK, ST. LY
 21, OHIO, CINCINNATI, OHIO 45241
 513-442-4000
 513-442-4000 FAX
 WWW.KLHELL.COM

124 BROWN STREET TWO WINDMILL PLACE, ST. 200
 WYOMING, OHIO 45097
 513-251-9700
 513-251-9700 FAX 513-251-2185 FAX

OFFICE OF PHYSICAL PLANT
 XAVIER UNIVERSITY
 3800 VICTORY PARKWAY
 CINCINNATI, OH 45207
 513-745-2037



DRAWN BY: JKJ
 CHECKED BY: REB

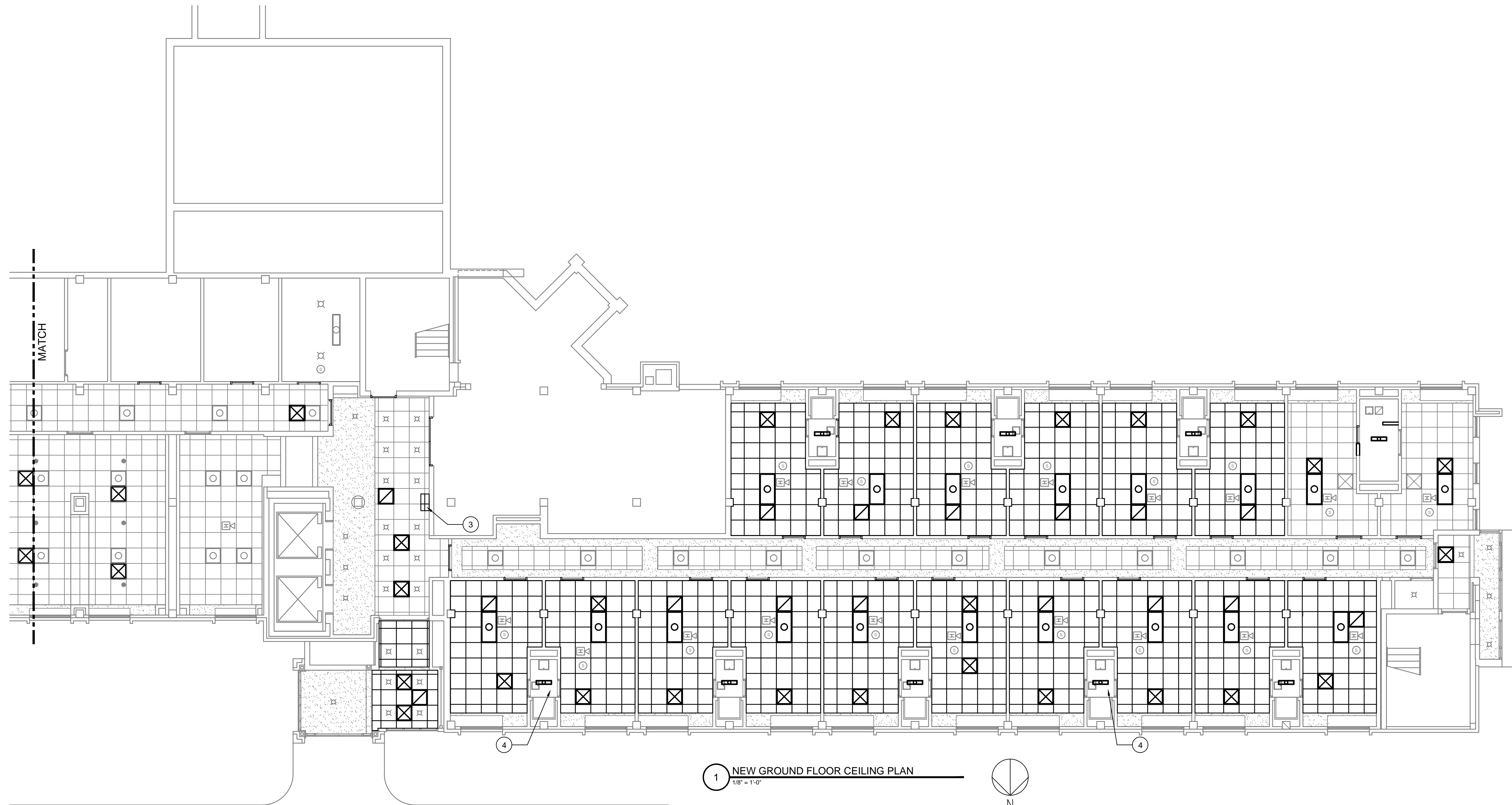
**DEMO
SIXTH
FLOOR
CEILING
PLAN**

PROJECT NUMBER
911717

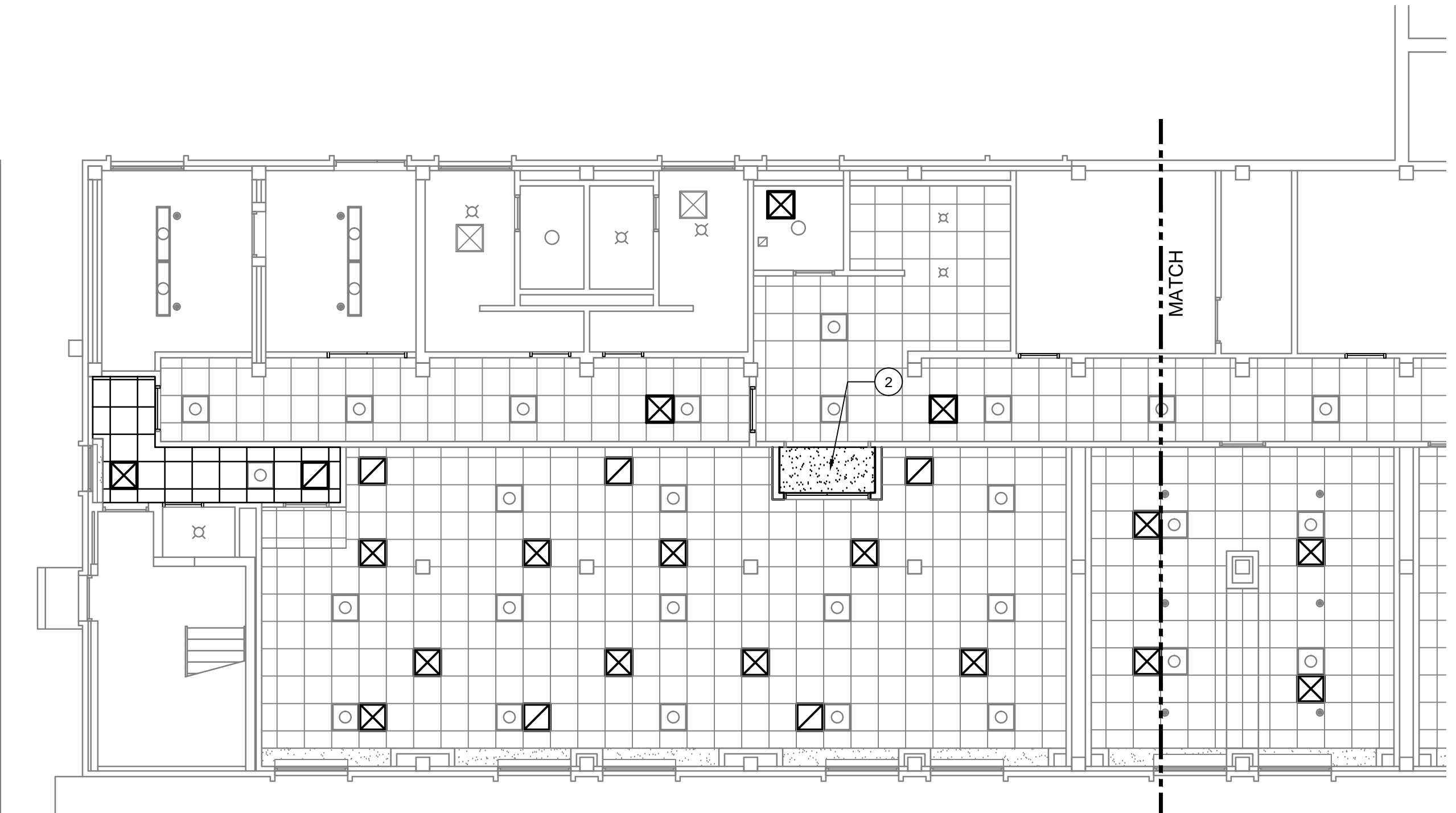
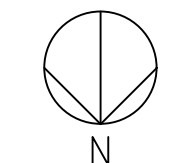
DATE
MARCH 14, 2014

SHEET NO.
A406D

5/12/2014 1:26 PM R:\PLANT\DESIGN PROJECTS\KUHLMAN HALL\KUHLMAN HALL RENOVATION 2013\SHEETS\A400 NEW GROUND FLOOR CEILING PLAN.DWG



1 NEW GROUND FLOOR CEILING PLAN
1/8" = 1'-0"



- NEW CEILING PLAN NOTES**
- A. FIXTURES SHOWN ON ARCHITECTURAL DRAWINGS FOR REFERENCE ONLY. REFER TO ELECTRICAL DRAWINGS FOR LIGHT FIXTURE LOCATIONS AND QUANTITIES. REFER TO ELECTRICAL DRAWINGS FOR ALTERNATE SCOPE INFORMATION.
 - B. ALL NEW CEILING GRID AND PADS SHOWN DARK. ALL OTHER GRIDS TO REMAIN. ALL NEW CEILING GRID AND TILE TO BE ACT-1, UNLESS NOTED OTHERWISE.
 - C. ALL NEW CEILING GRIDS TO BE INSTALLED AT SAME HEIGHT AS DEMOLISHED CEILING GRID.
 - D. ALL EXISTING CEILING MOUNTED LIFE SAFETY EQUIPMENT, HVAC GRILLS AND DIFFUSERS (WHERE NOTED), AND LIGHTING TO BE REINSTALLED ACCORDING TO NEW CEILING PLAN. COORDINATE REINSTALLATION OF CEILING EQUIPMENT WITH HVAC AND LIGHTING DRAWINGS.
 - E. PAINT NEW GYPSUM BOARD CEILINGS, CEILINGS THAT ARE TO BE REFINISHED, OR CEILINGS THAT WERE REPAIRED PAINT COLOR P-6.

- NEW CEILING PLAN KEYNOTES**
- 1. NOT USED.
 - 2. NEW RATED GYPSUM BOARD ASSEMBLY. SEE 3/A100 FOR MORE INFORMATION.
 - 3. EXTEND PORTION OF EXISTING CEILING GRID WITH NEW GRID AND PADS.
 - 4. REFINISH EXISTING GYPSUM BOARD CEILING.


**KUHLMAN HALL RENOVATION
PHASE II**
XAVIER UNIVERSITY
3824 LEDGEWOOD DRIVE
CINCINNATI, OHIO 45207



ISSUE	REVISION	DATE
2	FOR BIDDING AND PERMIT BULLETIN 1	3/14/2014
		4/25/2014

KOHRS LÖNNEMANN HELL
ENGINEERS, P.C.
MECHANICAL/ELECTRICAL ENGINEERS
1100 ALEXANDER PARK, SU. 11
21.00000, KENTUCKY 40128
606-492-4000
606-492-4000 FAX

OFFICE OF PHYSICAL PLANT
XAVIER UNIVERSITY
3800 VICTORY PARKWAY
CINCINNATI, OH 45207
513-745-2037



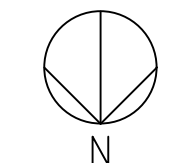
DRAWN BY: JKF
CHECKED BY: REB

**NEW
GROUND
FLOOR
CEILING
PLAN**

PROJECT NUMBER
911717
DATE
MARCH 14, 2014
SHEET NO.
A400



1 NEW FIRST FLOOR CEILING PLAN
1/8" = 1'-0"



- NEW CEILING PLAN NOTES**
- A. FIXTURES SHOWN ON ARCHITECTURAL DRAWINGS FOR REFERENCE ONLY. REFER TO ELECTRICAL DRAWINGS FOR LIGHT FIXTURE LOCATIONS AND QUANTITIES. REFER TO ELECTRICAL DRAWINGS FOR ALTERNATE SCOPE INFORMATION.
 - B. ALL NEW CEILING GRID AND PADS SHOWN DARK. ALL OTHER GRIDS TO REMAIN. ALL NEW CEILING GRID AND TILE TO BE ACT-1, UNLESS NOTED OTHERWISE.
 - C. ALL NEW CEILING GRIDS TO BE INSTALLED AT SAME HEIGHT AS DEMOLISHED CEILING GRID.
 - D. ALL EXISTING CEILING MOUNTED LIFE SAFETY EQUIPMENT, HVAC GRILLS AND DIFFUSERS (WHERE NOTED), AND LIGHTING TO BE REINSTALLED ACCORDING TO NEW CEILING PLAN. COORDINATE REINSTALLATION OF CEILING EQUIPMENT WITH HVAC AND LIGHTING DRAWINGS.
 - E. PAINT NEW GYPSUM BOARD CEILINGS, CEILINGS THAT ARE TO BE REFINISHED, OR CEILINGS THAT WERE REPAIRED PAINT COLOR P-6.

- NEW CEILING PLAN KEYNOTES**
- 1. EXTEND PORTION OF EXISTING CEILING GRID WITH NEW GRID AND PADS.
 - 2. REFINISH EXISTING GYPSUM BOARD CEILING.


**KUHLMAN HALL RENOVATION
PHASE II**
XAVIER UNIVERSITY
3824 LEDGEWOOD DRIVE
CINCINNATI, OHIO 45207



ISSUE	REVISION	DATE
2	FOR BIDDING AND PERMIT BULLETIN 1	3/14/2014
		4/25/2014

KOHRS LÖNNEMANN HELL
ENGINEERS, P.C.
MECHANICAL/ELECTRICAL ENGINEERS
1210 ALEXANDRIA PARK, ST. 11
2510 S. GUYARD, CINCINNATI, OHIO 45215
513-442-4000
513-442-4000 FAX

OFFICE OF PHYSICAL PLANT
XAVIER UNIVERSITY
3800 VICTORY PARKWAY
CINCINNATI, OH 45207
513-745-2037

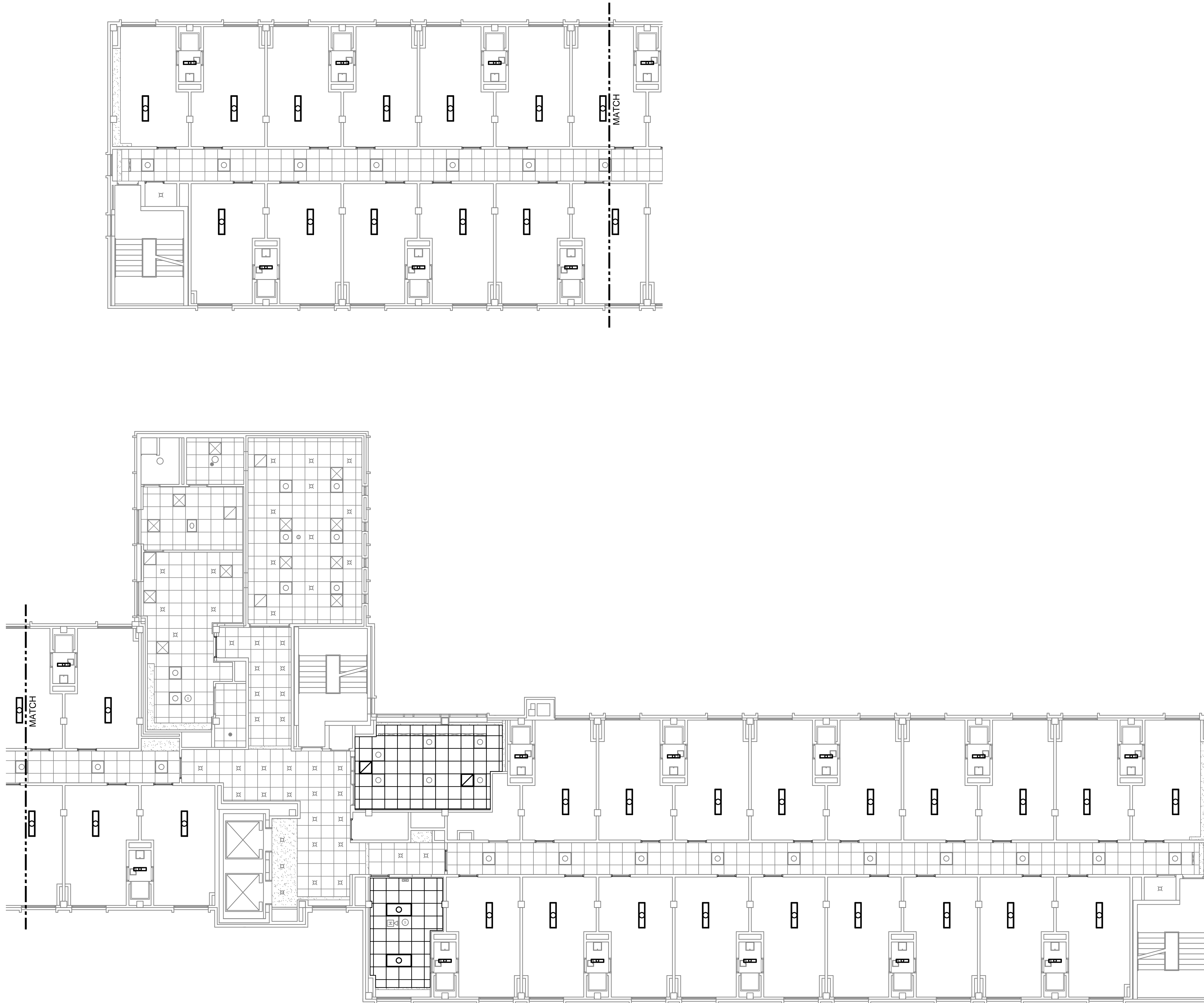


DRAWN BY: JKF
CHECKED BY: REB

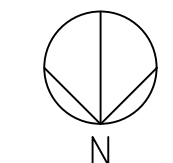
NEW FIRST FLOOR CEILING PLAN

PROJECT NUMBER
911717
DATE
MARCH 14, 2014
SHEET NO.
A401

5/1/2014 1:26 PM R:\PLANT\DESIGN PROJECTS\KUHLMAN HALL\KUHLMAN HALL RENOVATION 2013\SHEETS\A402 NEW SECOND FLOOR CEILING PLAN.DWG



1 NEW SECOND FLOOR CEILING PLAN
1/8" = 1'-0"



- NEW CEILING PLAN NOTES**
- A. FIXTURES SHOWN ON ARCHITECTURAL DRAWINGS FOR REFERENCE ONLY. REFER TO ELECTRICAL DRAWINGS FOR LIGHT FIXTURE LOCATIONS AND QUANTITIES. REFER TO ELECTRICAL DRAWINGS FOR ALTERNATE SCOPE INFORMATION.
 - B. ALL NEW CEILING GRID AND PADS SHOWN DARK. ALL OTHER GRIDS TO REMAIN ALL NEW CEILING GRID AND TILE TO BE ACT-1, UNLESS NOTED OTHERWISE.
 - C. ALL NEW CEILING GRIDS TO BE INSTALLED AT SAME HEIGHT AS DEMOLISHED CEILING GRID.
 - D. ALL EXISTING CEILING MOUNTED LIFE SAFETY EQUIPMENT, HVAC GRILLS AND DIFFUSERS (WHERE NOTED), AND LIGHTING TO BE REINSTALLED ACCORDING TO NEW CEILING PLAN. COORDINATE REINSTALLATION OF CEILING EQUIPMENT WITH HVAC AND LIGHTING DRAWINGS.
 - E. PAINT NEW GYPSUM BOARD CEILINGS, CEILINGS THAT ARE TO BE REFINISHED, OR CEILINGS THAT WERE REPAIRED PAINT COLOR P-6.

- NEW CEILING PLAN KEYNOTES**
- 1. NOT USED.

**KUHLMAN HALL RENOVATION
PHASE II**
XAVIER UNIVERSITY
3824 LEDGEWOOD DRIVE
CINCINNATI, OHIO 45207



ISSUE	REVISION	DATE
2	FOR BIDDING AND PERMIT BULLETIN 1	3/14/2014
		4/25/2014

KOHRS LÖNNEMANN HELL
ENGINEERS, P.C.
MECHANICAL/ELECTRICAL ENGINEERS
1130 ALEXANDRIA PARK, ST. LY.
21.0000, KENTUCKY 40518
606-442-4000
606-442-4000 FAX

124 BROWN STREET, TWO WINDSOR PLACE, ST. 200
SPRINGFIELD, OHIO 45504, OHIO 45516
937-251-9700
937-251-9702 FAX 937-251-2183 FAX

OFFICE OF PHYSICAL PLANT
XAVIER UNIVERSITY
3800 VICTORY PARKWAY
CINCINNATI, OH 45207
513-745-2037



DRAWN BY: JKF
CHECKED BY: REB

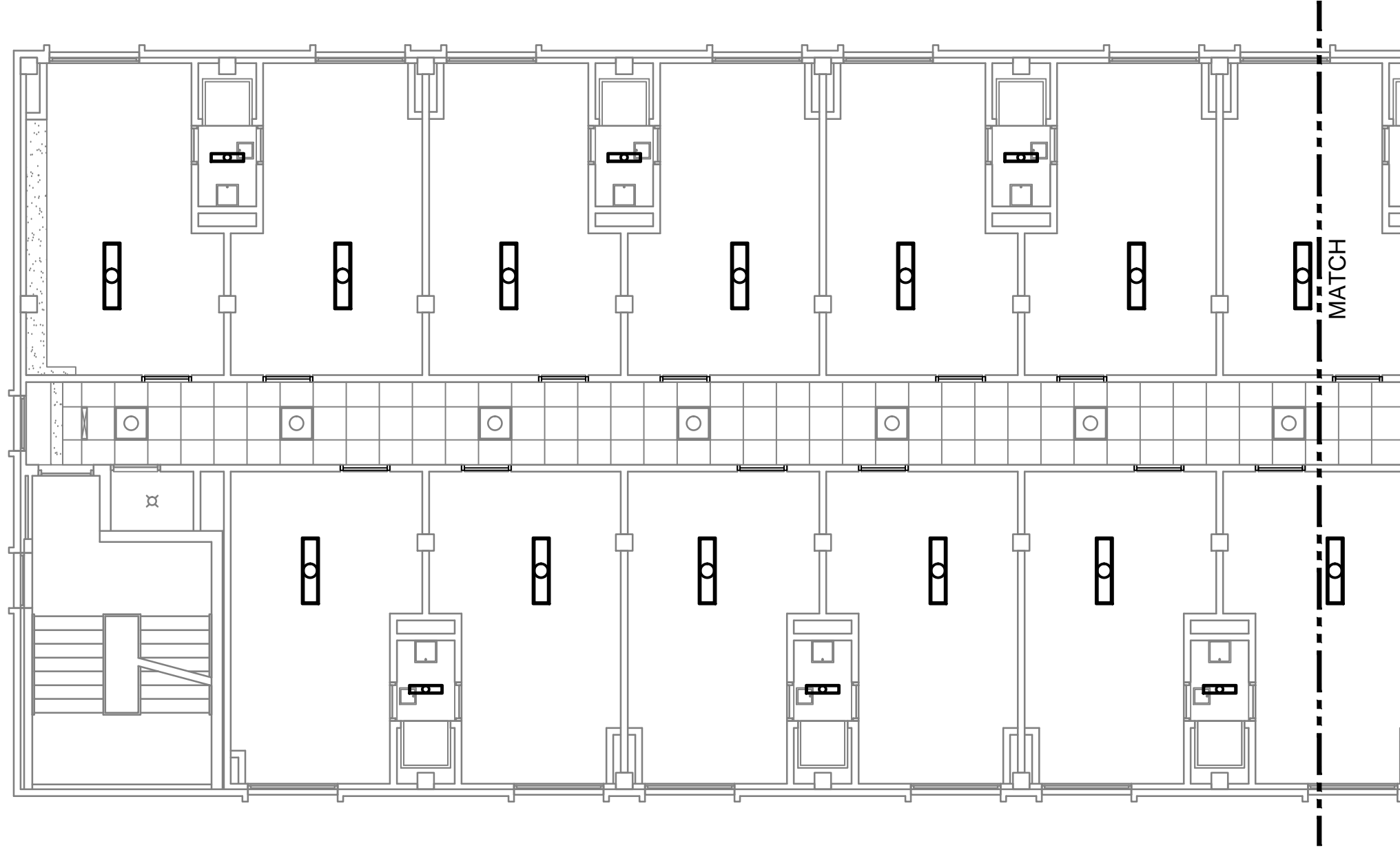
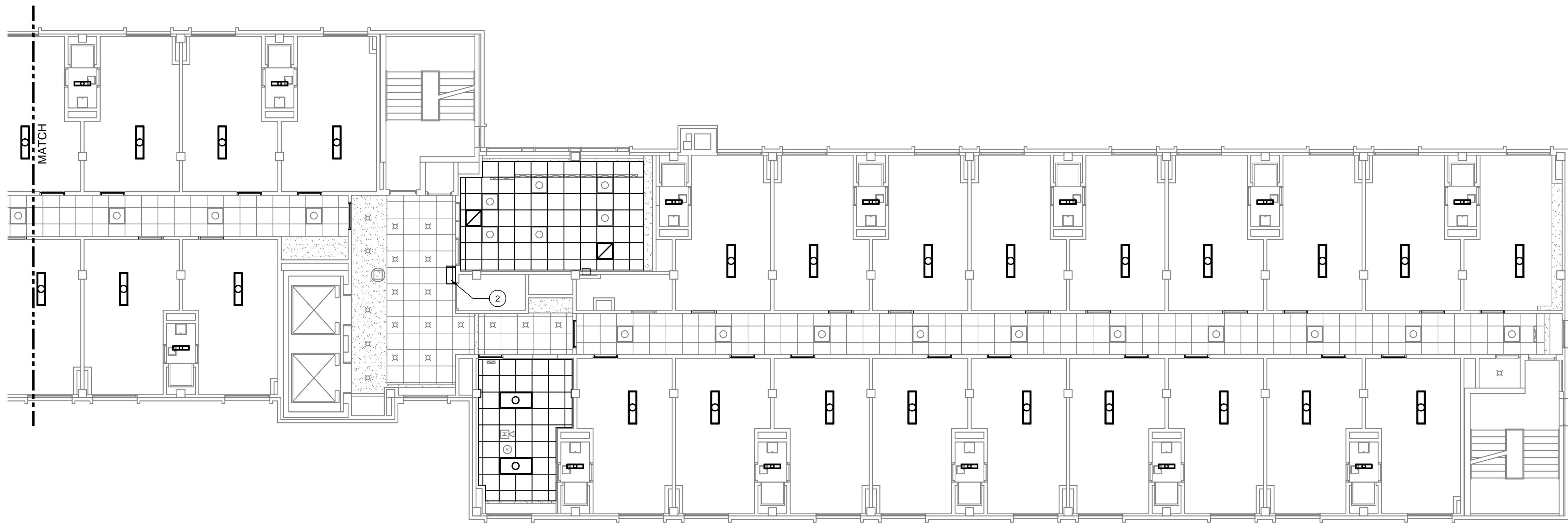
**NEW
SECOND
FLOOR
CEILING
PLAN**

PROJECT NUMBER
911717

DATE
MARCH 14, 2014

SHEET NO.
A402

5/12/2014 1:26 PM R:\PLANT\DESIGN PROJECTS\KUHLMAN HALL\KUHLMAN HALL RENOVATION\2013\SHEETS\S4A403 NEW THIRD FLOOR CEILING PLAN.DWG



1 NEW THIRD FLOOR CEILING PLAN
1/8" = 1'-0"

NEW CEILING PLAN NOTES

- A. FIXTURES SHOWN ON ARCHITECTURAL DRAWINGS FOR REFERENCE ONLY. REFER TO ELECTRICAL DRAWINGS FOR LIGHT FIXTURE LOCATIONS AND QUANTITIES. REFER TO ELECTRICAL DRAWINGS FOR ALTERNATE SCOPE INFORMATION.
- B. ALL NEW CEILING GRID AND PADS SHOWN DARK. ALL OTHER GRIDS TO REMAIN ALL NEW CEILING GRID AND TILE TO BE ACT-1, UNLESS NOTED OTHERWISE.
- C. ALL NEW CEILING GRIDS TO BE INSTALLED AT SAME HEIGHT AS DEMOLISHED CEILING GRID.
- D. ALL EXISTING CEILING MOUNTED LIFE SAFETY EQUIPMENT, HVAC GRILLS AND DIFFUSERS (WHERE NOTED), AND LIGHTING TO BE REINSTALLED ACCORDING TO NEW CEILING PLAN. COORDINATE REINSTALLATION OF CEILING EQUIPMENT WITH HVAC AND LIGHTING DRAWINGS.
- E. PAINT NEW GYPSUM BOARD CEILINGS, CEILINGS THAT ARE TO BE REFINISHED, OR CEILINGS THAT WERE REPAIRED PAINT COLOR P-6.

NEW CEILING PLAN KEYNOTES

- 1. NOT USED.
- 2. EXTEND PORTION OF EXISTING CEILING GRID WITH NEW GRID AND PADS.

**KUHLMAN HALL RENOVATION
PHASE II**
 XAVIER UNIVERSITY
 3824 LEDGEWOOD DRIVE
 CINCINNATI, OHIO 45207



REVISION	DATE	ISSUE
FOR BIDDING AND PERMIT BULLETIN 1	3/14/2014 4/25/2014	2

KOHR'S ENGINEERS
 ENGINEERS, P.C.
 MECHANICAL/ELECTRICAL ENGINEERS
 2139 ALEXANDER PKWY. ST. LY.
 21.0848, KENTWOOD, OHIO 45118
 937-462-8300
 937-462-8300 FAX

154 BROWN STREET TWO MARIONA PLACE, ST. 250
 CINCINNATI, OHIO 45201
 937-261-9700 FAX 614-282-2188 FAX

OFFICE OF PHYSICAL PLANT
 XAVIER UNIVERSITY
 3800 VICTORY PARKWAY
 CINCINNATI, OH 45207
 513-745-2037



DRAWN BY: JKF
 CHECKED BY: REB

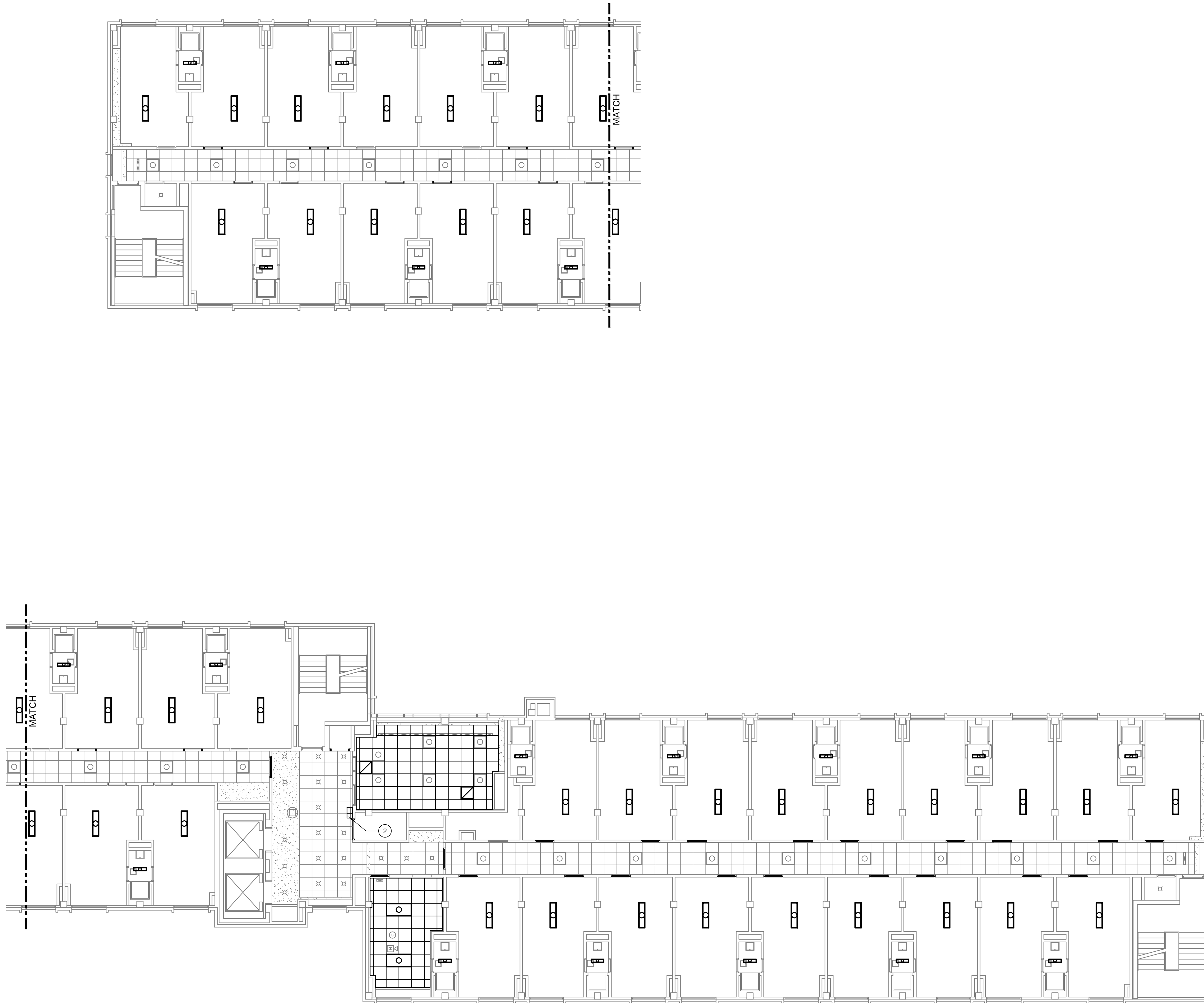
NEW THIRD FLOOR CEILING PLAN

PROJECT NUMBER
911717

DATE
MARCH 14, 2014

SHEET NO.
A403

5/12/2014 1:27 PM R:\PLANT\DESIGN PROJECTS\KUHLMAN HALL\KUHLMAN HALL RENOVATION 2013\SHEETS\A404 NEW FOURTH FLOOR CEILING PLAN.DWG



1 NEW FOURTH FLOOR CEILING PLAN
1/8" = 1'-0"

- NEW CEILING PLAN NOTES**
- A. FIXTURES SHOWN ON ARCHITECTURAL DRAWINGS FOR REFERENCE ONLY. REFER TO ELECTRICAL DRAWINGS FOR LIGHT FIXTURE LOCATIONS AND QUANTITIES. REFER TO ELECTRICAL DRAWINGS FOR ALTERNATE SCOPE INFORMATION.
 - B. ALL NEW CEILING GRID AND PADS SHOWN DARK. ALL OTHER GRIDS TO REMAIN. ALL NEW CEILING GRID AND TILE TO BE ACT-1, UNLESS NOTED OTHERWISE.
 - C. ALL NEW CEILING GRIDS TO BE INSTALLED AT SAME HEIGHT AS DEMOLISHED CEILING GRID.
 - D. ALL EXISTING CEILING MOUNTED LIFE SAFETY EQUIPMENT, HVAC GRILLS AND DIFFUSERS (WHERE NOTED), AND LIGHTING TO BE REINSTALLED ACCORDING TO NEW CEILING PLAN. COORDINATE REINSTALLATION OF CEILING EQUIPMENT WITH HVAC AND LIGHTING DRAWINGS.
 - E. PAINT NEW GYPSUM BOARD CEILINGS, CEILINGS THAT ARE TO BE REFINISHED, OR CEILINGS THAT WERE REPAIRED PAINT COLOR P-6.

- NEW CEILING PLAN KEYNOTES**
- 1. NOT USED.
 - 2. EXTEND PORTION OF EXISTING CEILING GRID WITH NEW GRID AND PADS.

**KUHLMAN HALL RENOVATION
PHASE II**
XAVIER UNIVERSITY
3824 LEDGEWOOD DRIVE
CINCINNATI, OHIO 45207



REVISION	DATE	ISSUE
FOR BIDDING AND PERMIT	3/14/2014	2
BULLETIN 1	4/25/2014	

KOHRS LÖNNEMANN HELL
ENGINEERS, P.C.
MECHANICAL/ELECTRICAL ENGINEERS
1100 ALEXANDRIA PARK, SU. 11
21.00000, KENTUCKY 40518
606-442-4000
606-442-4000 FAX

124 BROWN STREET TWO WINDSOR PLACE, ST. 200
MAYFIELD, OHIO 45424
513-252-9700
513-252-9702 FAX 513-252-2185 FAX

OFFICE OF PHYSICAL PLANT
XAVIER UNIVERSITY
3800 VICTORY PARKWAY
CINCINNATI, OH 45207
513-745-2037



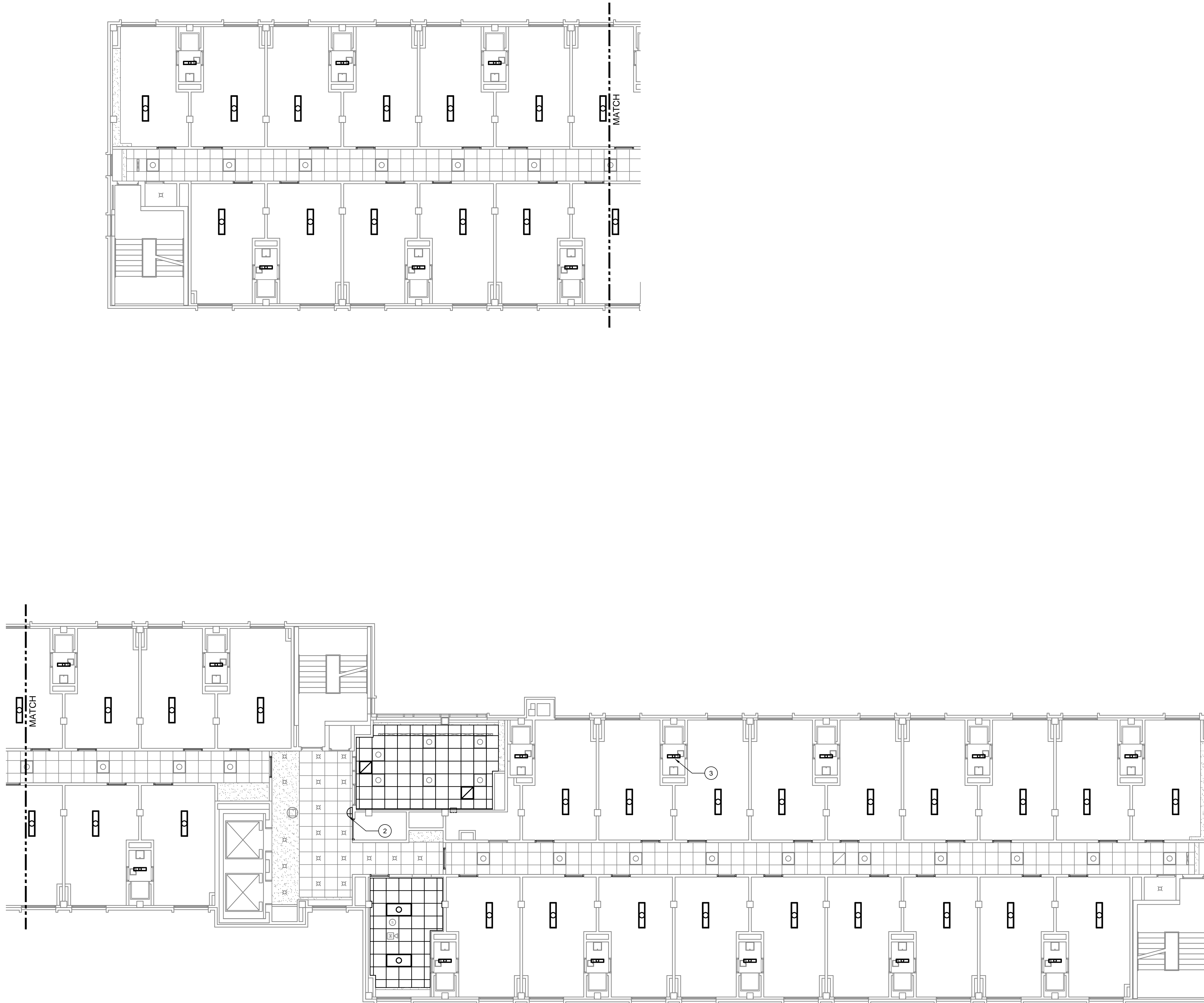
DRAWN BY: JKF
CHECKED BY: REB

**NEW
FOURTH
FLOOR
CEILING
PLAN**

PROJECT NUMBER
911717

DATE
MARCH 14, 2014

SHEET NO.
A404



1 NEW FIFTH FLOOR CEILING PLAN
1/8" = 1'-0"

- NEW CEILING PLAN NOTES**
- A. FIXTURES SHOWN ON ARCHITECTURAL DRAWINGS FOR REFERENCE ONLY. REFER TO ELECTRICAL DRAWINGS FOR LIGHT FIXTURE LOCATIONS AND QUANTITIES. REFER TO ELECTRICAL DRAWINGS FOR ALTERNATE SCOPE INFORMATION.
 - B. ALL NEW CEILING GRID AND PADS SHOWN DARK. ALL OTHER GRIDS TO REMAIN. ALL NEW CEILING GRID AND TILE TO BE ACT-1, UNLESS NOTED OTHERWISE.
 - C. ALL NEW CEILING GRIDS TO BE INSTALLED AT SAME HEIGHT AS DEMOLISHED CEILING GRID.
 - D. ALL EXISTING CEILING MOUNTED LIFE SAFETY EQUIPMENT, HVAC GRILLS AND DIFFUSERS (WHERE NOTED), AND LIGHTING TO BE REINSTALLED ACCORDING TO NEW CEILING PLAN. COORDINATE REINSTALLATION OF CEILING EQUIPMENT WITH HVAC AND LIGHTING DRAWINGS.
 - E. PAINT NEW GYPSUM BOARD CEILINGS, CEILINGS THAT ARE TO BE REFINISHED, OR CEILINGS THAT WERE REPAIRED PAINT COLOR P-6.
- NEW CEILING PLAN KEYNOTES**
- 1. NOT USED.
 - 2. EXTEND PORTION OF EXISTING CEILING GRID WITH NEW GRID AND PADS.
 - 3. REFINISH EXISTING GYPSUM BOARD CEILING.

**KUHLMAN HALL RENOVATION
PHASE II**
XAVIER UNIVERSITY
3824 LEDGEWOOD DRIVE
CINCINNATI, OHIO 45207



REVISION	DATE
FOR BIDDING AND PERMIT	3/14/2014
BULLETIN 1	4/25/2014
ISSUE	2

KOHRS LÖNNEMANN HELL
ENGINEERS, P.C.
MECHANICAL/ELECTRICAL ENGINEERS
1130 ALEXANDER PARK, ST. 11
2100 CORNELL UNIVERSITY BLVD.
CINCINNATI, OHIO 45221
513-442-4000
513-442-4000 FAX

OFFICE OF PHYSICAL PLANT
XAVIER UNIVERSITY
3800 VICTORY PARKWAY
CINCINNATI, OH 45207
513-745-2037

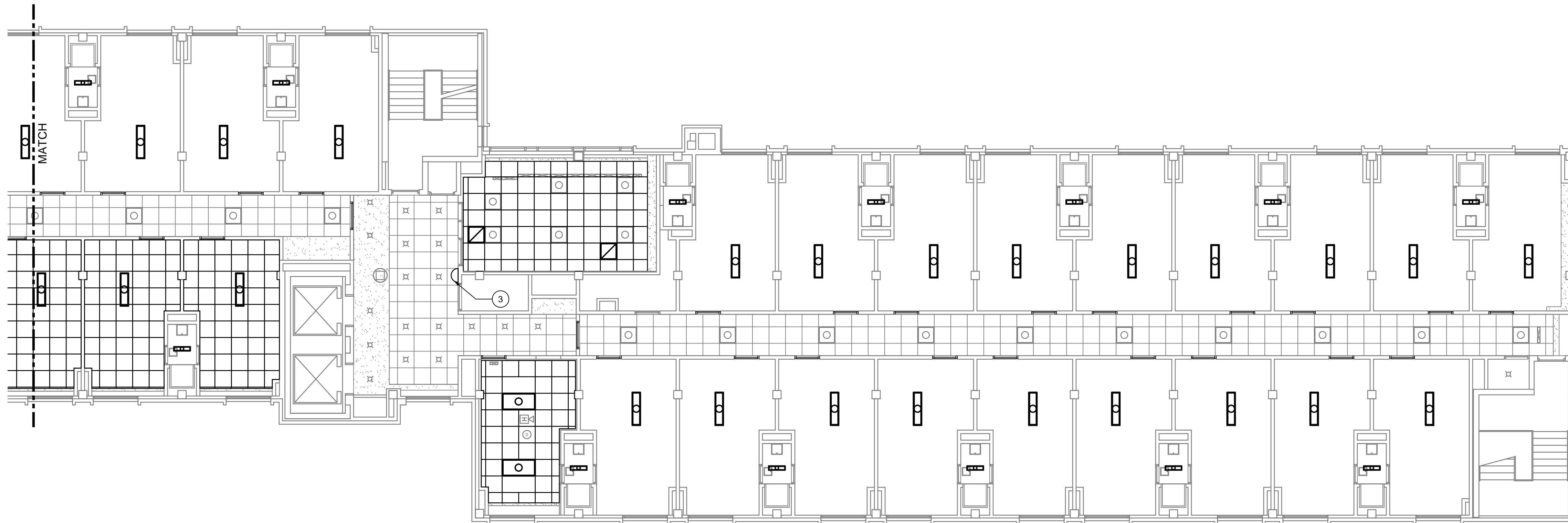
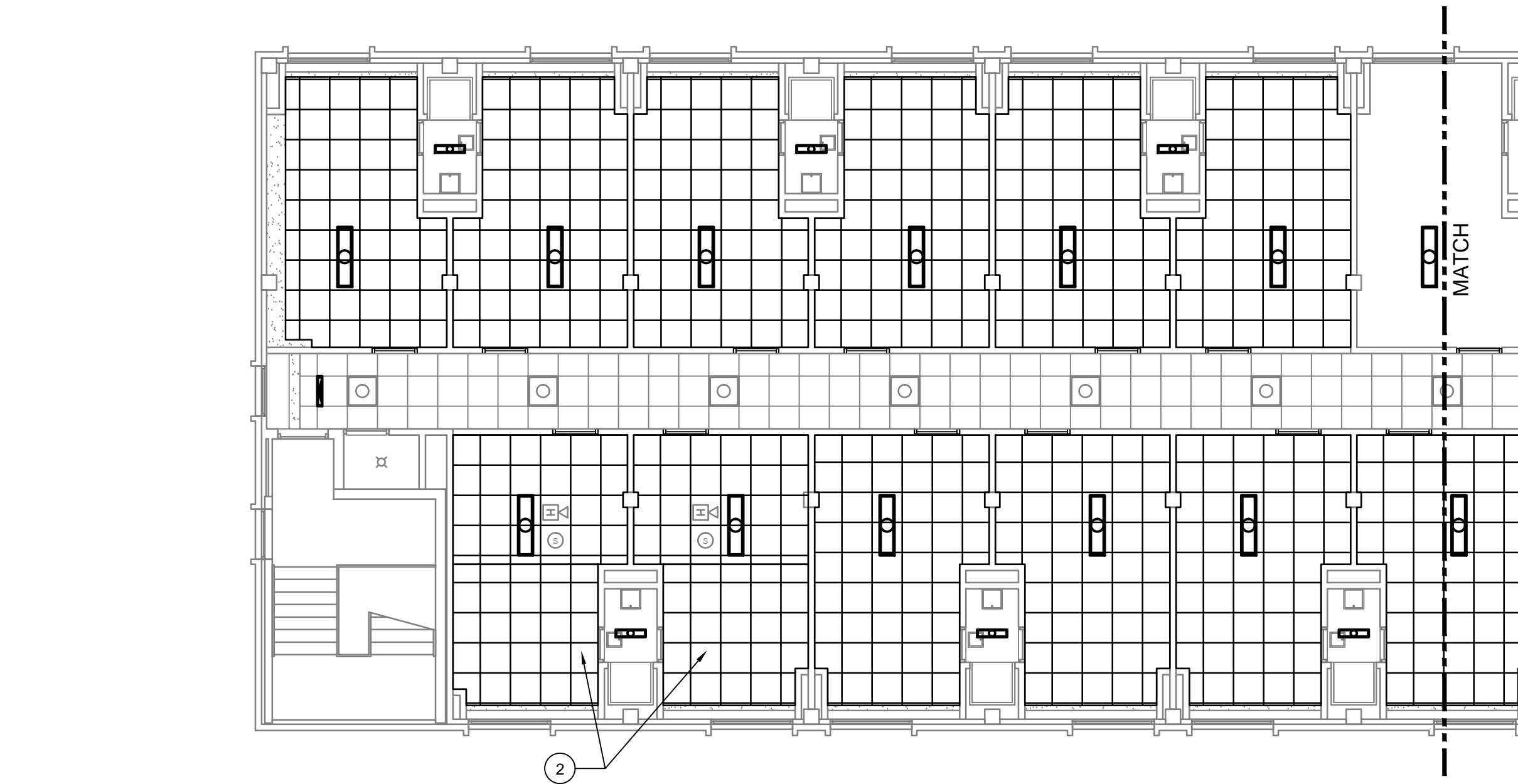


DRAWN BY: JKF
CHECKED BY: REB

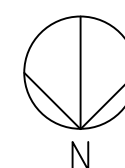
NEW FIFTH FLOOR CEILING PLAN

PROJECT NUMBER
911717
DATE
MARCH 14, 2014
SHEET NO.
A405

5/1/2014 1:27 PM R:\PLANT\DESIGN PROJECTS\KUHLMAN HALL\KUHLMAN HALL RENOVATION 2013\SHEETS\A406 NEW SIXTH FLOOR CEILING PLAN.DWG



1 NEW SIXTH FLOOR CEILING PLAN
1/8" = 1'-0"



NEW CEILING PLAN NOTES

- A. FIXTURES SHOWN ON ARCHITECTURAL DRAWINGS FOR REFERENCE ONLY. REFER TO ELECTRICAL DRAWINGS FOR LIGHT FIXTURE LOCATIONS AND QUANTITIES. REFER TO ELECTRICAL DRAWINGS FOR ALTERNATE SCOPE INFORMATION.
- B. ALL NEW CEILING GRID AND PADS SHOWN DARK. ALL OTHER GRIDS TO REMAIN. ALL NEW CEILING GRID AND TILE TO BE ACT-1, UNLESS NOTED OTHERWISE.
- C. ALL NEW CEILING GRIDS TO BE INSTALLED AT SAME HEIGHT AS DEMOLISHED CEILING GRID.
- D. ALL EXISTING CEILING MOUNTED LIFE SAFETY EQUIPMENT, HVAC GRILLS AND DIFFUSERS (WHERE NOTED), AND LIGHTING TO BE REINSTALLED ACCORDING TO NEW CEILING PLAN. COORDINATE REINSTALLATION OF CEILING EQUIPMENT WITH HVAC AND LIGHTING DRAWINGS.
- E. PAINT NEW GYPSUM BOARD CEILINGS, CEILINGS THAT ARE TO BE REFINISHED, OR CEILINGS THAT WERE REPAIRED PAINT COLOR P-6.

NEW CEILING PLAN KEYNOTES

- 1. NOT USED.
- 2. DUAL HEIGHT CEILING GRID IN THIS ROOM
- 3. EXTEND PORTION OF EXISTING CEILING GRID WITH NEW GRID AND PADS.

**KUHLMAN HALL RENOVATION
PHASE II**
XAVIER UNIVERSITY
3824 LEDGEWOOD DRIVE
CINCINNATI, OHIO 45207



ISSUE	REVISION	DATE
2	FOR BIDDING AND PERMIT BULLETIN 1	3/14/2014
		4/25/2014

KOHR'S ENGINEERS, INC.
MECHANICAL/ELECTRICAL ENGINEERS
1130 ALEXANDER PARK, ST. 11
2510 DUNBAR, CINCINNATI, OHIO 45215
513-442-4000
513-442-4000 FAX

124 BROWN STREET, TWO WINDSOR PLACE, ST. 200
MAYFIELD HEIGHTS, OHIO 45424
513-251-0700
513-251-0700 FAX 513-251-2185 FAX

OFFICE OF PHYSICAL PLANT
XAVIER UNIVERSITY
3800 VICTORY PARKWAY
CINCINNATI, OH 45207
513-745-2037



DRAWN BY: JKF
CHECKED BY: REB

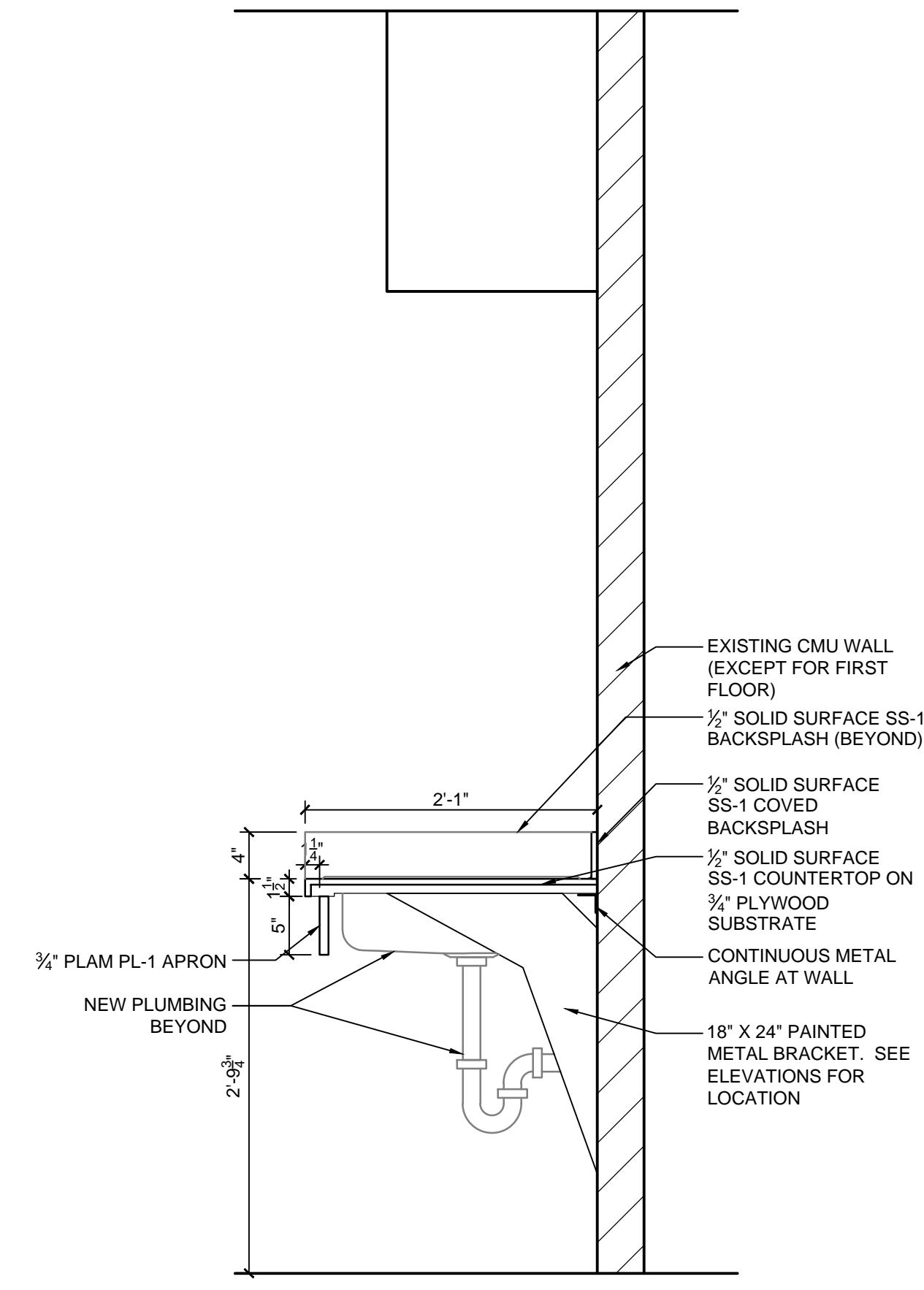
NEW SIXTH FLOOR CEILING PLAN

PROJECT NUMBER
911717

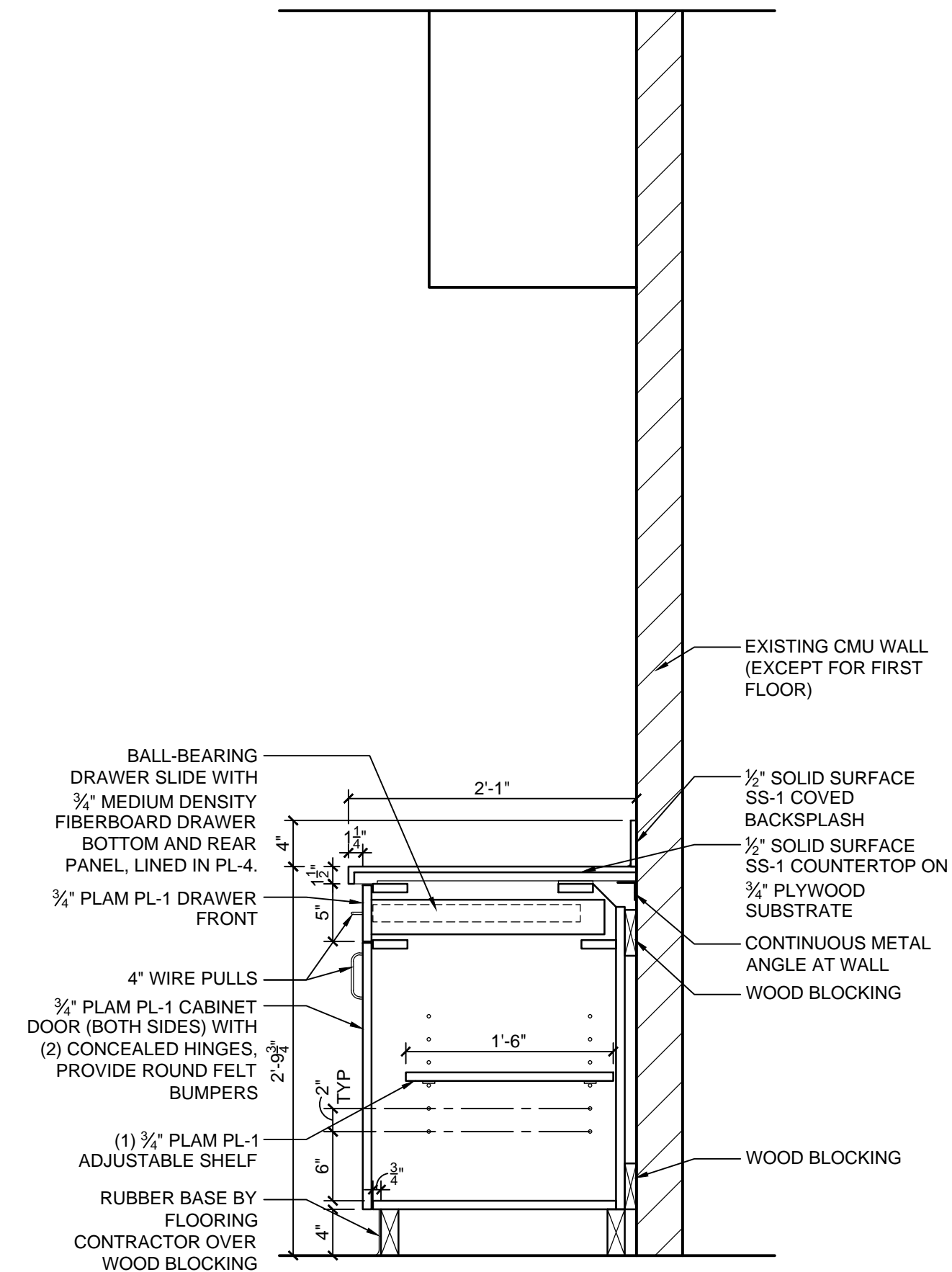
DATE
MARCH 14, 2014

SHEET NO.
A406

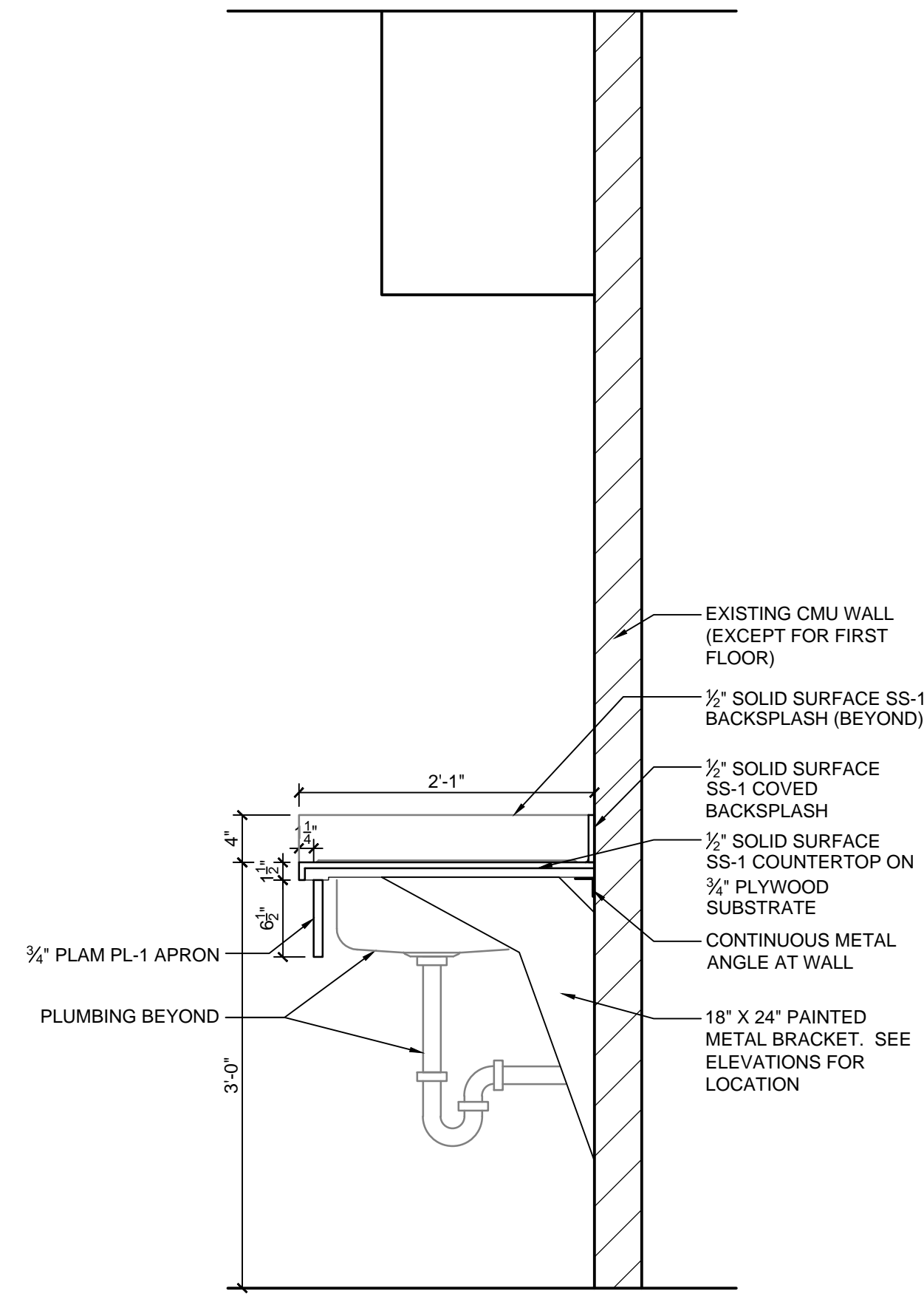
5/1/2014 1:27 PM RIPLANTIDESIGN PROJECTS\KUHLMAN HALL\KUHLMAN HALL RENOVATION 2013\SHEETS\A501 CASEWORK SECTIONS.DWG



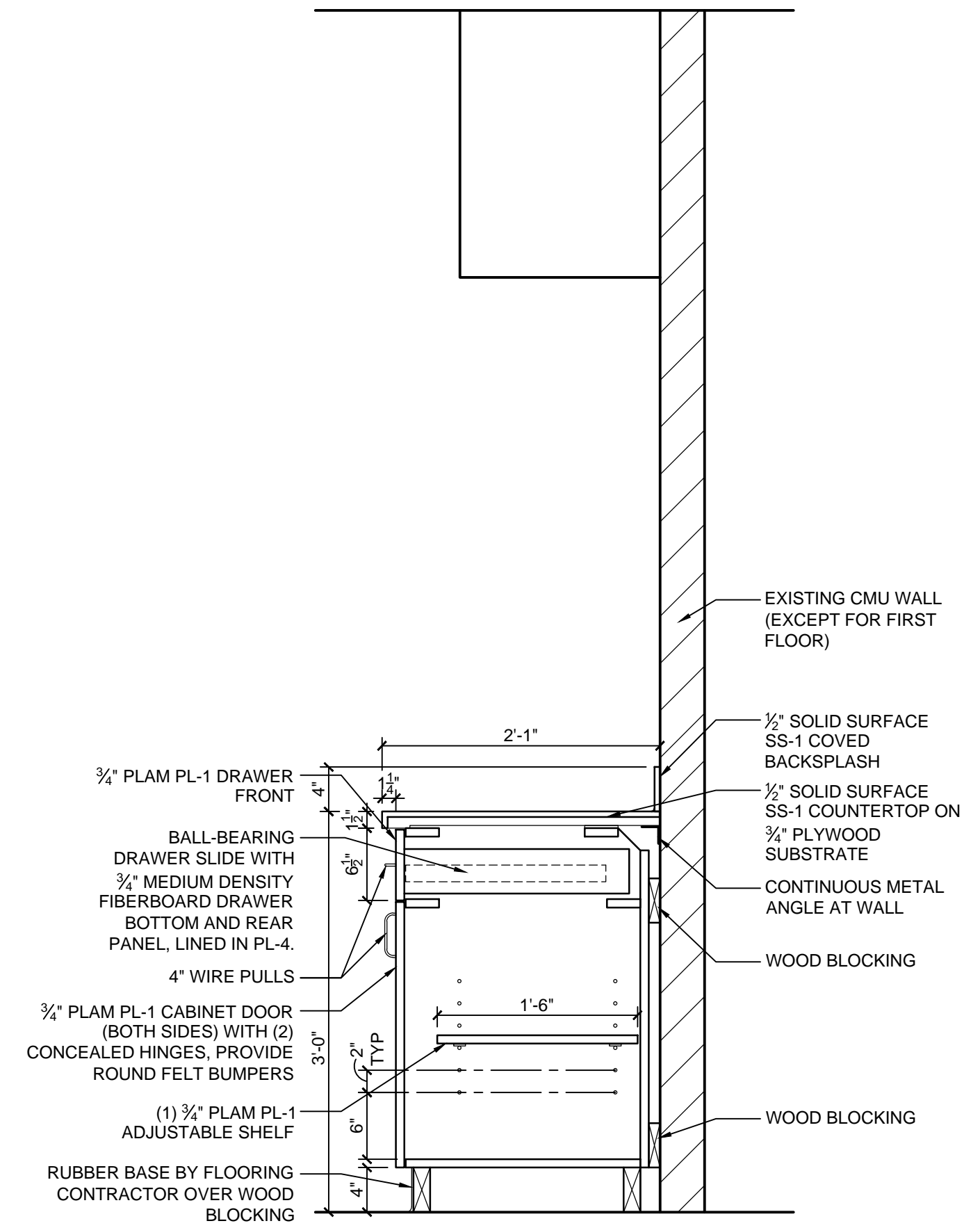
1 ACCESSIBLE CASEWORK SECTION AT LOUNGE
1" = 1'-0"



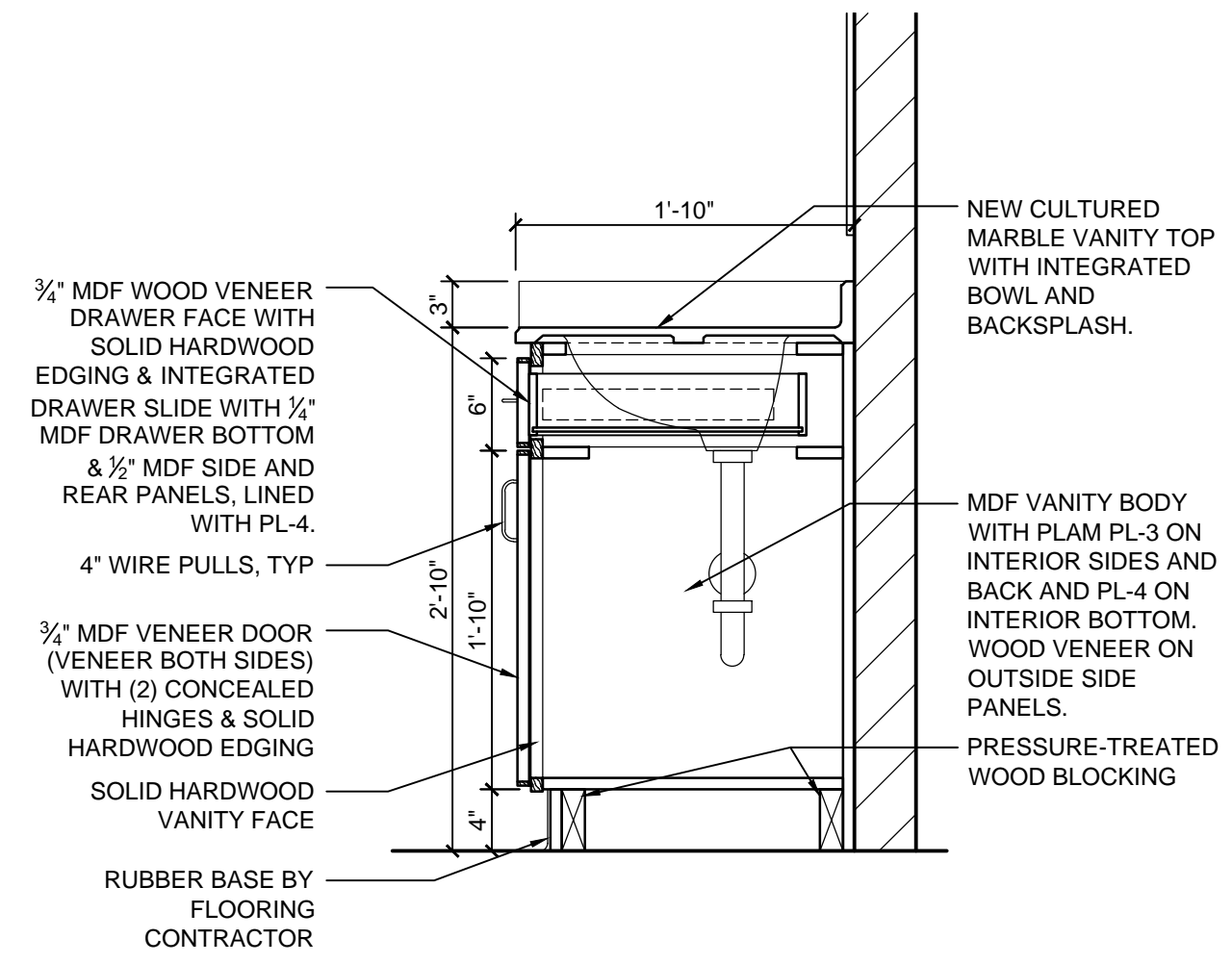
2 ACCESSIBLE CASEWORK SECTION AT LOUNGE
1" = 1'-0"



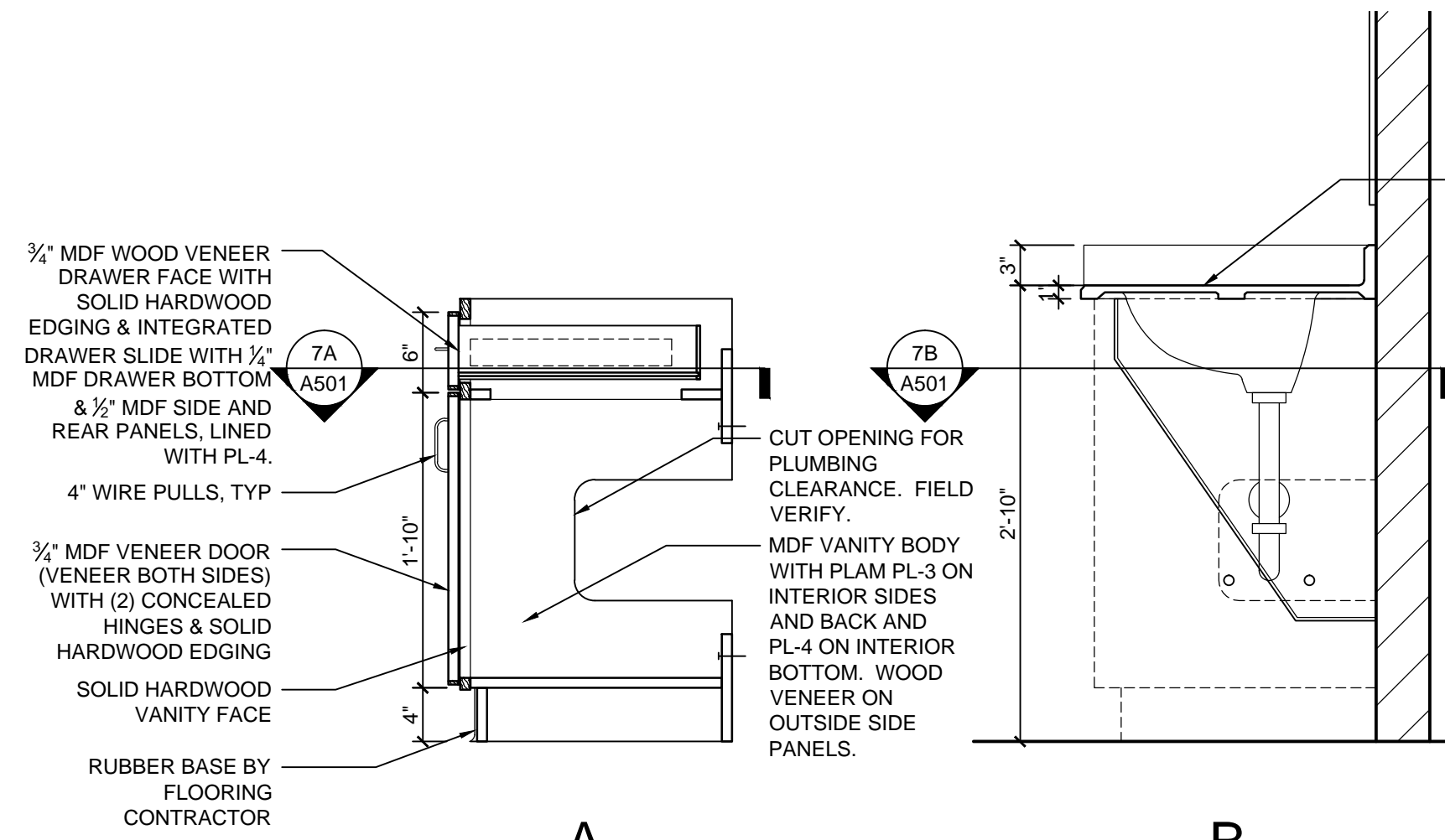
3 CASEWORK SECTION AT LOUNGE
1" = 1'-0"



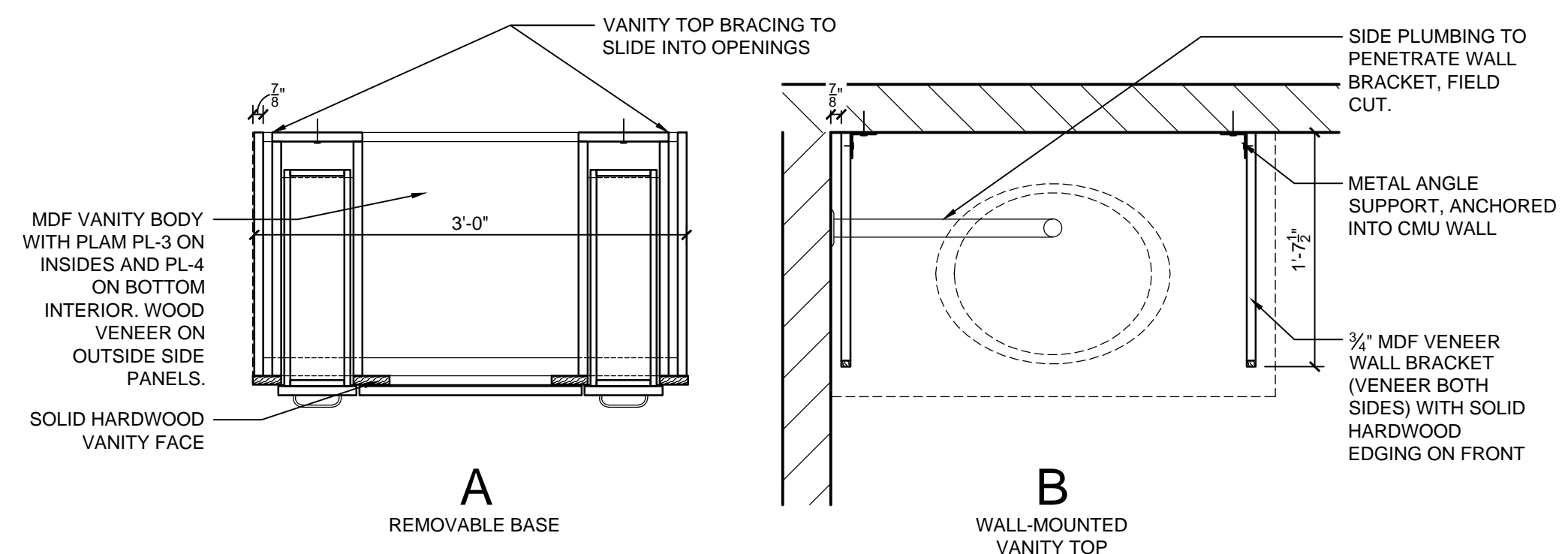
4 CASEWORK SECTION AT LOUNGE
1" = 1'-0"



5 VANITY CASEWORK SECTION AT DORM ROOM
1" = 1'-0"

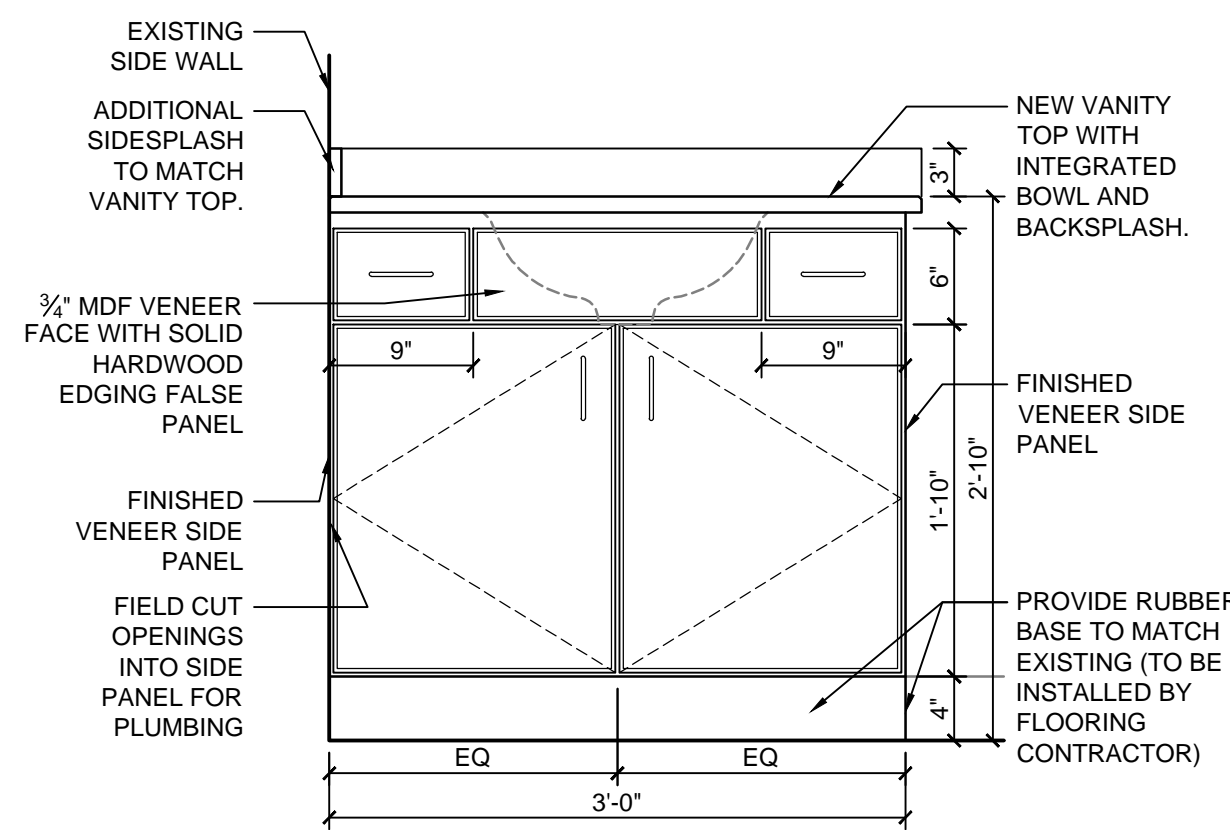


6 ACCESSIBLE VANITY CASEWORK SECTION AT DORM ROOM
1" = 1'-0"



7 ACCESSIBLE VANITY PLAN SECTION AT DORM ROOM
1" = 1'-0"

NOTE: ALL HARDWOOD EDGING TO BE 1/4" WIDTH.



8 VANITY ELEVATION
1" = 1'-0"

KUHLMAN HALL RENOVATION PHASE II


XAVIER UNIVERSITY
3824 LEDGEWOOD DRIVE
CINCINNATI, OHIO 45207



DATE	3/14/2014
REVISION	FOR BIDDING AND PERMIT
FOR BIDDING AND PERMIT	ADDENDUM 1
ISSUE	BULLETIN 1
DATE	3/28/2014
REVISION	
FOR BIDDING AND PERMIT	
ISSUE	
DATE	4/25/2014
REVISION	
FOR BIDDING AND PERMIT	
ISSUE	

KOHR'S LÖNNEMANN HELL
ENGINEERS, P.C.
MECHANICAL/ELECTRICAL ENGINEERS
1130 ALEXANDRIA PARK, SU. 11
16100 W. CHESTER, OHIO 45384
937-251-1000 FAX 937-251-1001
WWW.KALHNS.COM

OFFICE OF PHYSICAL PLANT
XAVIER UNIVERSITY
3800 VICTORY PARKWAY
CINCINNATI, OH 45207
513-745-2037

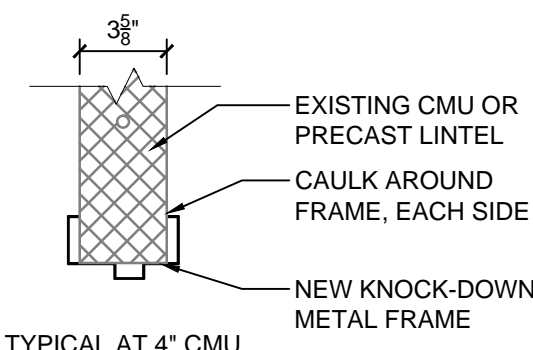


DRAWN BY: JKF
CHECKED BY: REB

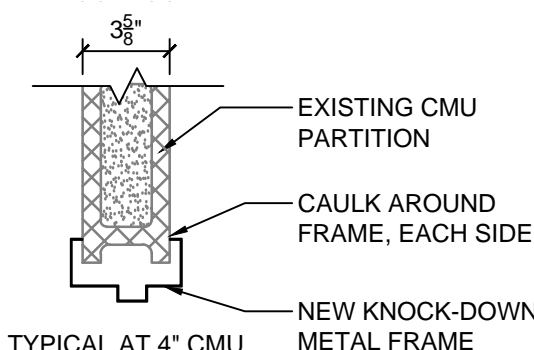
CASEWORK SECTIONS

PROJECT NUMBER
911717
DATE
MARCH 14, 2014
SHEET NO.
A501

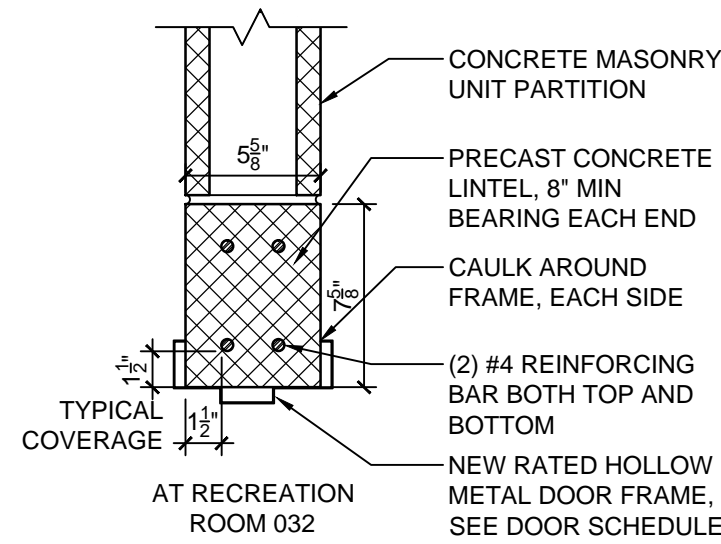
5/12/2014 1:27 PM R:\PLANT\DESIGN PROJECTS\KUHLMAN HALL\KUHLMAN HALL RENOVATION\2013\SHEETS\A602 DOOR AND PARTITION SCHEDULE.DWG



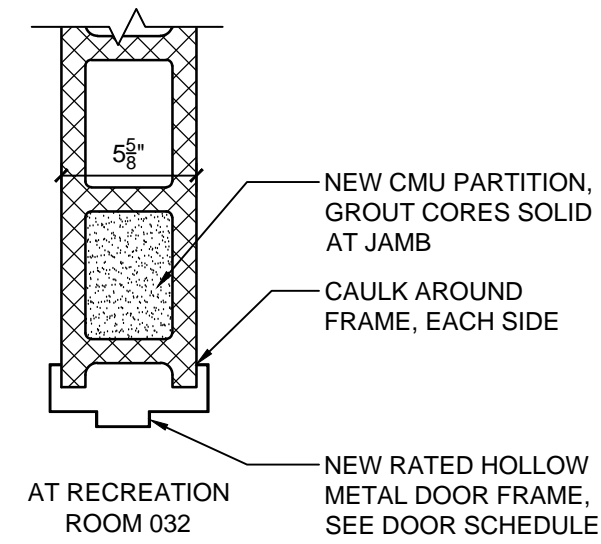
3 HEAD DETAIL
1/12" = 1'-0"



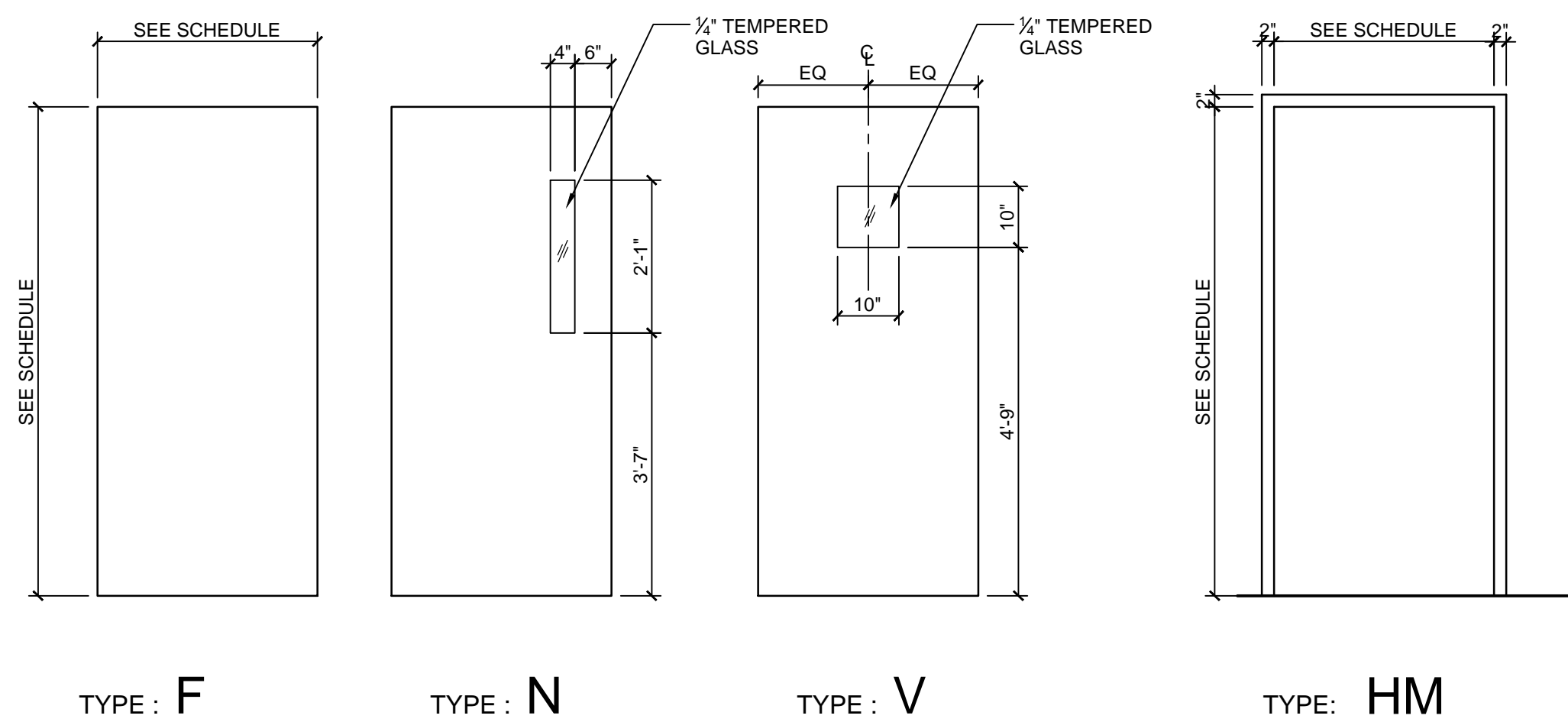
4 JAMB DETAIL
1/12" = 1'-0"



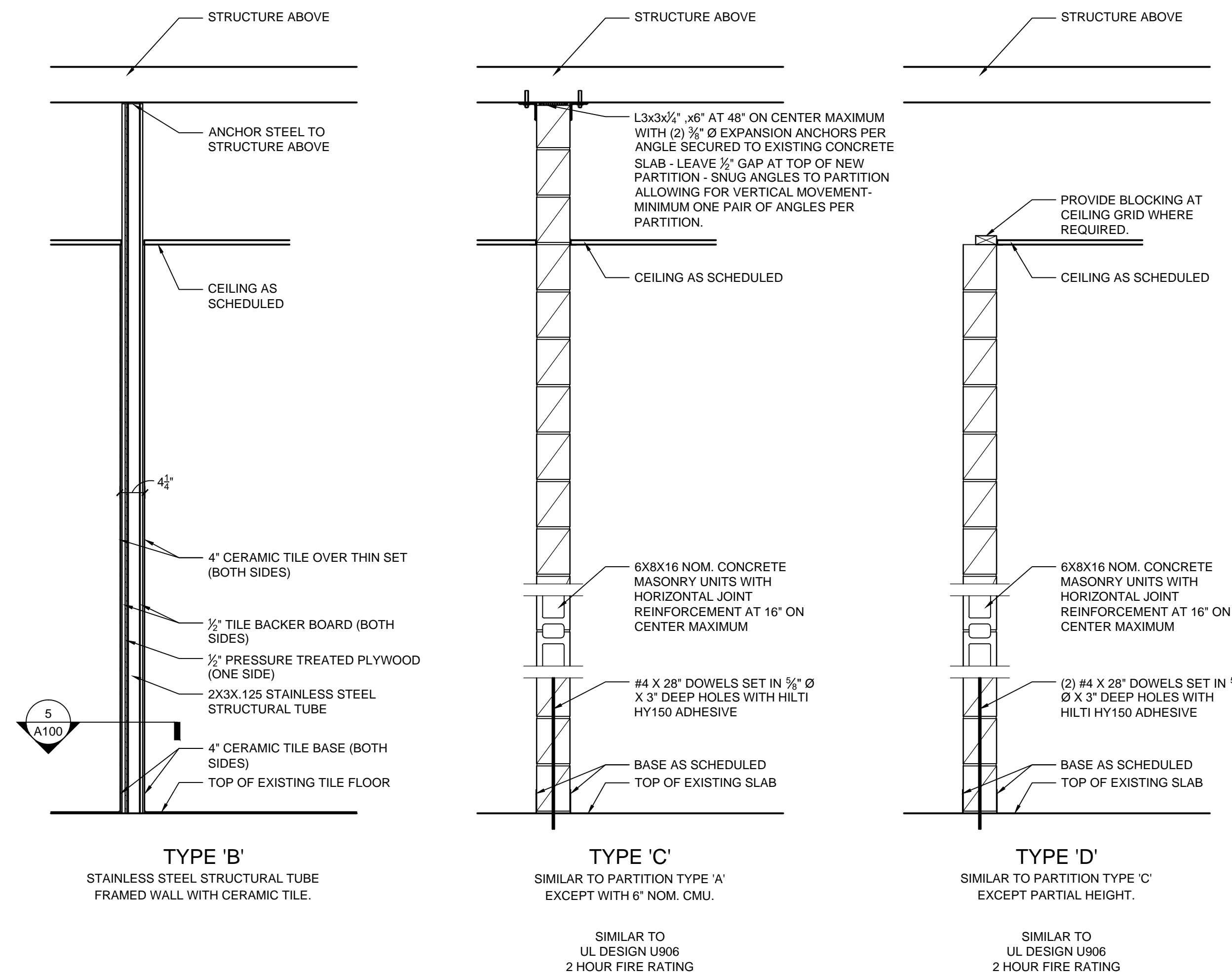
5 HEAD DETAIL
1/12" = 1'-0"



6 JAMB DETAIL
1/12" = 1'-0"



1 DOOR AND FRAME ELEVATIONS
1/2" = 1'-0"



2 PARTITION SCHEDULE
3/4" = 1'-0"

KUHLMAN HALL RENOVATION PHASE II


XAVIER UNIVERSITY
3824 LEDGEWOOD DRIVE
CINCINNATI, OHIO 45207



DATE	REVISION	FOR BIDDING AND PERMIT	ISSUE
3/14/2014			
3/28/2014	ADDENDUM 1		1
4/25/2014	BULLETIN 1		2

KOHR'S LÖNNEMANN HELL
ENGINEERS, P.C.
MECHANICAL/ELECTRICAL ENGINEERS
1210 ALEXANDRIA PARK, ST. 11
15100 DUBLIN, OHIO 43017
614-222-2100 FAX
614-222-2105 FAX

OFFICE OF PHYSICAL PLANT
XAVIER UNIVERSITY
3800 VICTORY PARKWAY
CINCINNATI, OH 45207
513-745-2037



DRAWN BY: JKF
CHECKED BY: REB

DOOR AND PARTITION SCHEDULE

PROJECT NUMBER	911717
DATE	MARCH 14, 2014
SHEET NO.	A602

ROOM FINISH SCHEDULE

ROOM NO.	ROOM NAME	FLOOR	BASE	WALLS				CEILING	NOTES
				N	S	E	W	MATL	
000	TYPICAL DORM ROOM	--	--	P-2	P-2	P-2	P-2	--	--
000A	TYPICAL BATHROOM	--	--	P-2	P-2	P-2	P-2	--	--
024	VENDING	LIN-3/LIN-4	RB-2	P-3	P-3	P-3	P-3	--	--
025	TOILET	LIN-3	RB-2	P-3	P-3	P-3	P-3	P-6	--
032	RECREATION	CPT-3/LIN-3	RB-2	P-3	P-3	P-3	P-3	--	P-6 @ ENTRY NICHE CEILING
033	LAUNDRY	LIN-3	RB-2	P-3	P-3	P-3	P-3	--	--
034	OFFICE	CPT-4	RB-1	P-3	P-3	P-3	P-3	--	ACCENT P-8 @ WALL NICHE
040	VESTIBULE	WM-1/PT-1	PTB-1	P-3	P-3	P-3	P-3	--	--
041	LOBBY	PT-1	PTB-1	P-3	P-3	P-3	P-3	--	--
042	CORRIDOR	CPT-1A	RB-1	P-3	P-3	P-3	P-3	--	--
043	CORRIDOR	LIN-3	RB-2	P-3	P-3	P-3	P-3	--	--
046	CORRIDOR	LIN-3/LIN-4	RB-2	P-3	P-3	P-3	P-3	--	--
047	CORRIDOR	LIN-3/LIN-4	RB-2	P-3	P-3	P-3	P-3	--	--
048	CORRIDOR	LIN-3	RB-2	P-3	P-3	P-3	P-3	--	--
101	DORM	LIN-3	RB-2	P-2	P-2	P-2	P-2	ACT-1	--
120	LOUNGE	--	--	--	--	--	--	--	--
120A	HD OFFICE	--	--	P-3	P-3	P-3	P-3	ACT-1	--
122	KITCHENETTE	LIN-2	RB-2	P-3	P-3	P-3	P-3	ACT-1	--
140	VESTIBULE	WM-1/PT-1	PTB-1	P-3	P-3	P-3	P-3	--	--
141	LOBBY	PT-1	PTB-1	P-3	P-3	P-3	P-3	--	--
142	RA OFFICE	--	--	P-3	P-3	P-3	P-3	ACT-1	--
142A	CLOSET	--	--	P-3	P-3	P-3	P-3	--	--
143	CORRIDOR	CPT-1A	RB-1	P-3	P-3	P-3	P-3	--	--
150	CORRIDOR	CPT-1A	RB-1	P-3	P-3	P-3	P-3	--	--
157	RESTROOM	--	--	P-3	P-3	P-3	P-3	ACT-1	--
201	DORM	LIN-3	RB-2	P-2	P-2	P-2	P-2	ACT-1	--
220	LOUNGE	CPT-1C/LIN-3	RB-1	P-1	P-1	P-1	P-1	ACT-1	--
240	LOBBY	PT-1	PTB-1	P-3	P-3	P-3	P-3	--	--
241	CORRIDOR	CPT-1A	RB-1	P-3	P-3	P-3	P-3	--	--
246	CORRIDOR	CPT-1A	RB-1	P-3	P-3	P-3	P-3	--	--
301	DORM	LIN-3	RB-2	P-2	P-2	P-2	P-2	ACT-1	--
320	LOUNGE	CPT-1B/LIN-3	RB-1	P-1	P-1	P-1	P-1	ACT-1	--
340	LOBBY	PT-1	PTB-1	P-3	P-3	P-3	P-3	--	--
341	CORRIDOR	CPT-1A	RB-1	P-3	P-3	P-3	P-3	--	--
346	CORRIDOR	CPT-1A	RB-1	P-3	P-3	P-3	P-3	--	--
401	DORM	LIN-3	RB-2	P-2	P-2	P-2	P-2	ACT-1	--
420	LOUNGE	CPT-1B/LIN-3	RB-1	P-1	P-1	P-1	P-1	ACT-1	--
440	LOBBY	PT-1	PTB-1	P-3	P-3	P-3	P-3	--	--
441	CORRIDOR	CPT-1A	RB-1	P-3	P-3	P-3	P-3	--	--
446	CORRIDOR	CPT-1A	RB-1	P-3	P-3	P-3	P-3	--	--
501	DORM	LIN-3	RB-2	P-2	P-2	P-2	P-2	ACT-1	--
520	LOUNGE	CPT-1C/LIN-3	RB-1	P-1	P-1	P-1	P-1	ACT-1	--
540	LOBBY	PT-1	PTB-1	P-3	P-3	P-3	P-3	--	--
541	CORRIDOR	CPT-1A	RB-1	P-3	P-3	P-3	P-3	--	--
546	CORRIDOR	CPT-1A	RB-1	P-3	P-3	P-3	P-3	--	--
601	DORM	LIN-3	RB-2	P-2	P-2	P-2	P-2	ACT-1	--
620	LOUNGE	CPT-1C/LIN-3	RB-1	P-1	P-1	P-1	P-1	ACT-1	--
640	LOBBY	PT-1	PTB-1	P-3	P-3	P-3	P-3	--	--
641	CORRIDOR	CPT-1A	RB-1	P-3	P-3	P-3	P-3	--	--
646	CORRIDOR	CPT-1A	RB-1	P-3	P-3	P-3	P-3	--	--

FINISH MATERIALS

CARPET
 CPT-1A (FOR ALL CORRIDORS)
 SHAW CONTRACT GROUP, FLYAWAY 75400, MONOLITHIC WITH ARROWS POINTING TOWARDS THE SIDE WALL
 CPT-1B (FOR 3RD AND 4TH FLR LOUNGES)
 SHAW CONTRACT GROUP, ROUTES 75500, QUARTERTURN
 CPT-1C (FOR 2ND, 5TH AND 6TH FLR LOUNGES)
 SHAW CONTRACT GROUP, MOVEMENT 75481, QUARTERTURN
 CPT-2 NOT USED
 CPT-3 (FOR RECREATION ROOM 032)
 SHAW CONTRACT GROUP, TEMPT TILE 5T019, WAVE 18761
 CPT-4 (FOR OFFICE 034)
 J&J INVISION, ENERGY MODULAR (7997), 1560 VARIABLE

WALK-OFF MAT
 WM-1 (FOR VESTIBULES)

CERAMIC TILE
 CTM-1 CERAMIC TILE MOSAIC (FLOOR FOR BATH 018A)
 MATCH EXISTING
 CWT-1 NOT USED
 CWT-2 CERAMIC WALL TILE (FOR BATH 018A)
 MATCH EXISTING

PORCELAIN TILE
 PT-1 (FOR ELEVATOR LOBBIES AND VESTIBULES)
 DAL TILE, CONTINENTAL SLATE, EGYPTIAN BEIGE CS50 (18X18 PER DRAWING)
 PTB-1 (BASE FOR ELEVATOR LOBBIES)
 DAL TILE, CONTINENTAL SLATE, EGYPTIAN BEIGE CS50
 PTM-1 PORCELAIN TILE MOSAIC (FOR COLUMNS IN LOBBIES)
 DAL TILE, CITY VIEW, DISTRICT GOLD CY03

LINOLEUM
 LIN-1 NOT USED
 LIN-2 NOT USED
 LIN-3 FORBO MCT, HIMALAYA 13X13
 LIN-4 (FOR GROUND FLOOR CORRIDOR PATTERN - 13X13)
 FORBO MCT, COTSWOLD 13X13

RUBBER BASE
 RB-1 (FOR CARPETED CORRIDORS AND LOUNGES)
 ROPPE 114 LUNAR DUST
 RB-2 (FOR DORM ROOMS, RECREATION ROOM 032, AND GROUND FLOOR AREAS W/ NEW LINOLEUM)
 ROPPE 129 DOLPHIN
 RB-3 MATCH EXISTING FOR PATCHING

PAINT COLORS
 P-1 (FOR LOUNGE AREAS)
 P-2 (FOR DORM ROOMS AND DORM BATH ROOMS)
 P-3 (FOR LOBBIES CORRIDORS)
 P-4 NOT USED
 P-5 (FOR HM DOORS AND DOOR FRAMES)
 P-6 (FOR CEILING)
 P-7 (FOR FIRE EXTINGUISHER CABINETS)
 P-8 (FOR ACCENT WALL OFFICE 034)

SOLID SURFACE
 SS-1 (FOR ALL COUNTERS IN LOUNGES AND KITCHENETTES)
 WILSONART MILK GLASS SPECTRA, 9077ST
 SS-2 (FOR COUNTERS IN LAUNDRY ROOM)
 WILSONART AVALANCHE MELANGE, 9175ML
 SS-3 (FOR BOTTOM WARDROBE SHELF REPAIRS)

ACOUSTICAL CEILING TILE
 ACT-1 (FOR DORM AND LOUNGE AREAS)

PLASTIC LAMINATE
 PL-1 (FOR ALL CABINETS IN LOUNGES AND KITCHENETTES)
 PL-2 (FOR RA OFFICE COUNTERS)
 WILSONART BRITANNY BLUE D321-60
 PL-3 (FOR VANITY INSIDE TOPS AND SIDES)
 WHITE
 PL-4 (FOR VANITY INSIDE BOTTOMS AND UPPER WARDROBE SHELVES)
 WHITE

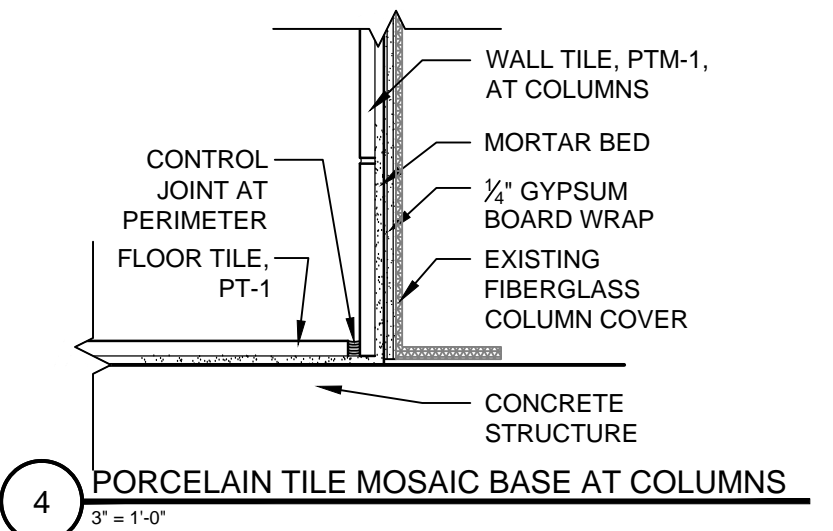
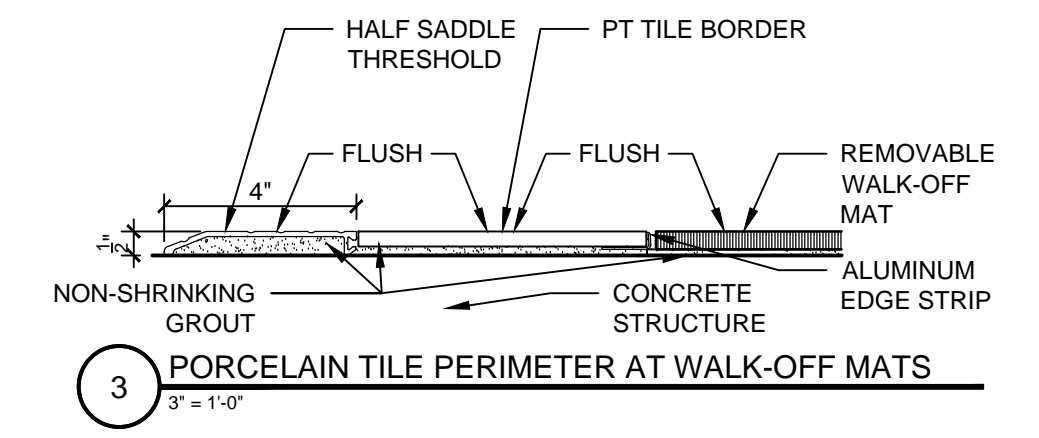
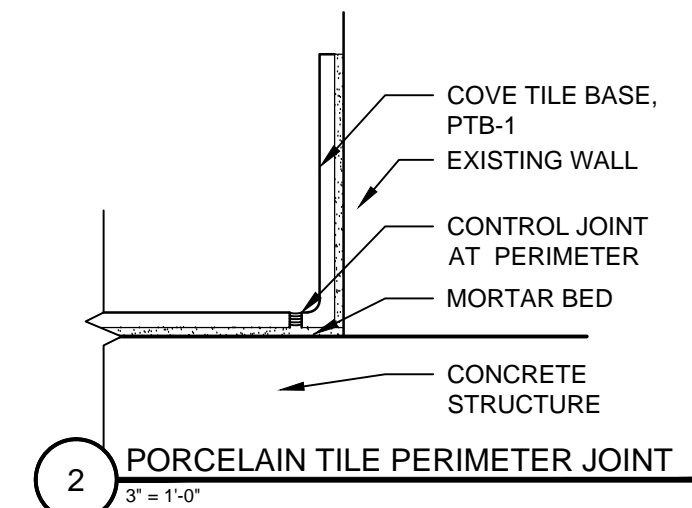
SIMULATED STONE COUNTERTOP
 IMPERIAL MARBLE COMPANY, VANILLA

GENERAL FINISH NOTES

- A. INSTALL NEW FINISHES PER FINISH SCHEDULE, PLANS A800 SERIES DRAWINGS, AND MISCELLANEOUS ITEMS PER A100 SERIES DRAWINGS.
- B. ALL HM DOOR FRAMES, NEW AND EXISTING, LOBBY-SIDE ELEVATOR DOORS AND FRAMES, AND ALL INTERIOR HM WINDOW FRAMES AT LOUNGES TO RECEIVE PAINT P-5.
- C. INSTALL NEW RUBBER BASE PER FINISH SCHEDULE. INSTALL INFILL RUBBER BASE WHERE REQUIRED, MATCH EXISTING COLOR.
- D. DO NOT PAINT ANY FACTORY FINISHED SURFACES, UNLESS OTHERWISE NOTED.

PAINT AND STAIN FINISHES

- WOOD DOORS - FINISH TO MATCH EXISTING
 INTERIOR HM DOORS - SEMI-GLOSS WATERBORNE ACRYLIC
 INTERIOR HM DOOR FRAMES - SEMI-GLOSS WATERBORNE ACRYLIC
 CMU WALLS - SEE SPECIFICATIONS
 GYPSUM BOARD WALLS - EGGSHELL LATEX
 GYPSUM BOARD CEILINGS - FLAT LATEX



KUHLMAN HALL RENOVATION PHASE II


XAVIER UNIVERSITY
3824 LEDGEWOOD DRIVE
CINCINNATI, OHIO 45207



DATE	3/14/2014				
FOR BIDDING AND PERMIT	3/28/2014				
ADDENDUM 1					
BULLETIN 1	4/25/2014				
ISSUE	1	2			

KOHR'S LÖNNEMANN HELL
 ENGINEERS, P.C.
 MECHANICAL/ELECTRICAL ENGINEERS
 1130 ALEXANDRIA PARK, ST. 11
 11000 WILSON AVENUE, SUITE 100
 CINCINNATI, OHIO 45241
 513-252-2100
 513-252-2101 FAX

OFFICE OF PHYSICAL PLANT
 XAVIER UNIVERSITY
 3800 VICTORY PARKWAY
 CINCINNATI, OH 45207
 513-745-2037



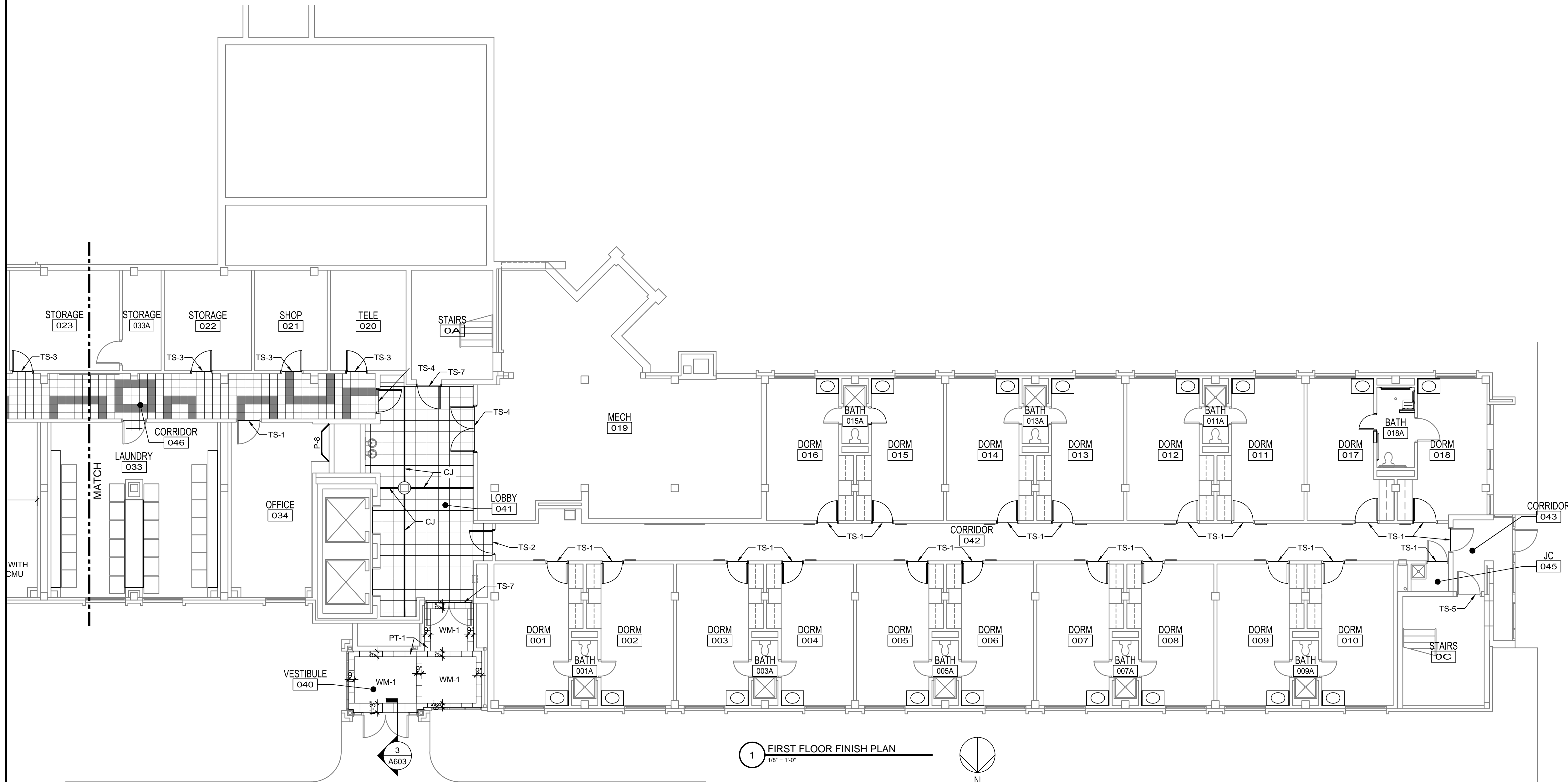
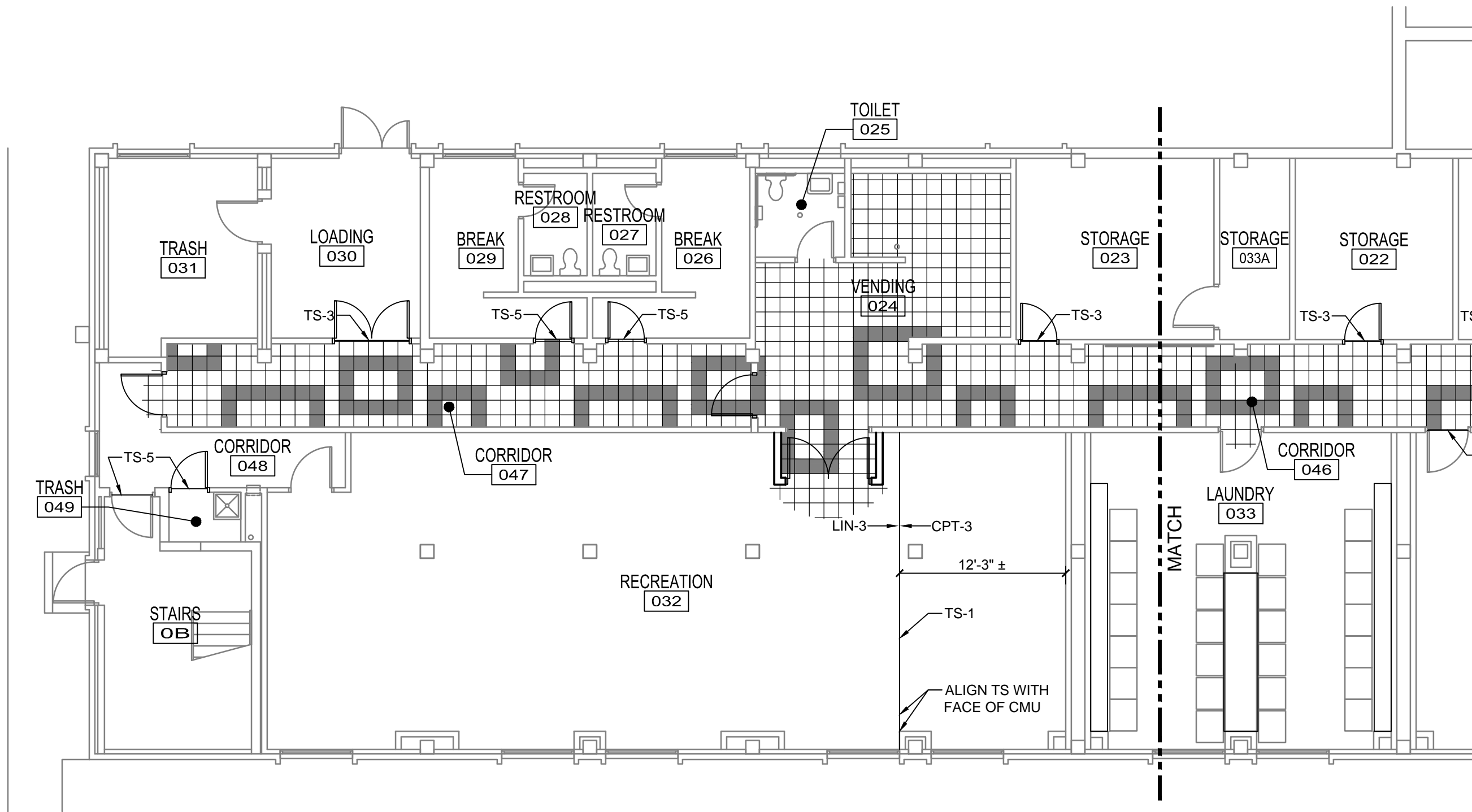
DRAWN BY: JKf
 CHECKED BY: REB

FINISH SCHEDULE AND DETAILS

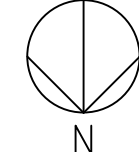
PROJECT NUMBER
911717

DATE
MARCH 14, 2014

SHEET NO.
A603



1 FIRST FLOOR FINISH PLAN
1/8" = 1'-0"



NEW FINISH FLOOR PLAN NOTES:

- A. REFER TO A603 - FINISH SCHEDULE AND DETAILS FOR NEW FINISHES AND LOCATIONS.
- B. REFER TO A100 SERIES DRAWINGS FOR ADDITIONAL FINISH REPLACEMENT AND REPAIRS.
- C. FOR ALL PORCELAIN FLOOR TILE INSTALLATIONS, REFER TO DETAIL 2/A603 FOR PERIMETER CONTROL JOINT INFORMATION.
- D. FOR ALL WALK-OFF MATS AT VESTIBULES, PROVIDE (2) OF EACH WALK-OFF MAT SIZE: (1) FOR PRIMARY INSTALLATION AND (1) FOR BACKUP TO BE STORED BY OWNER. FIELD VERIFY DIMENSIONS OF VESTIBULES FOR WALK-OFF MAT SIZES.
- E. PROVIDE SELF-LEVELING UNDERLAYMENT TO PREPARE FLOOR FOR PORCELAIN TILE INSTALLATIONS.
- F. PROVIDE ADA COMPLIANT HALF SADDLE THRESHOLD AT EACH ELEVATOR DOOR. SEE DOOR SCHEDULE A601 AND A602.
- G. TRIM EXISTING DOORS TO REMAIN AT ELEVATOR LOBBIES (IF NEEDED) TO PROVIDE CLEARANCE FOR NEW PORCELAIN TILE.

TRANSITION STRIP TYPES

- TS-1 CARPET TO VCT OR LINOLEUM - ROPPE #177 TILE CARPET JOINER (VINYL)
- TS-2 PORCELAIN TILE TO CARPET - SCHLUTER-RENO-TK ETK80 (STAINLESS STEEL)
- TS-3 LINOLEUM TO CONCRETE - ROPPE #172 TILE REDUCER 1/8" (VINYL)
- TS-4 PORCELAIN TILE TO LINOLEUM - SCHLUTER-RENO-U EU80 (STAINLESS STEEL)
- TS-5 LINOLEUM TO VCT - ROPPE #195 FEATURE STRIP
- TS-6 CARPET TO CONCRETE - ROPPE #174 GLUE-DOWN REDUCER 1/4" (VINYL)
- TS-7 PORCELAIN TILE TO PORCELAIN TILE - SCHLUTER-DECO E80D (STAINLESS STEEL)
- TS-8 LOW CARPET TO HIGH CARPET - ROPPE #154 SNAP-DOWN EDGING W/ #155 SINGLE FLANGE TRACK (VINYL & STAINLESS STEEL)

CJ CONTROL JOINT


**KUHLMAN HALL RENOVATION
PHASE II**
XAVIER UNIVERSITY
3824 LEDGEWOOD DRIVE
CINCINNATI, OHIO 45207



DATE	REVISION	FOR BIDDING AND PERMIT
3/14/2014		
3/28/2014	ADDENDUM 1	
4/25/2014	BULLETIN 1	

KOHR'S LONNEMANN HELL
ENGINEERS, P.C.
MECHANICAL/ELECTRICAL ENGINEERS
1510 ALEXANDER PARK, ST. 11
21.0000, CINCINNATI, OHIO 45219
513-442-4000 FAX
513-442-4000 FAX

OFFICE OF PHYSICAL PLANT
XAVIER UNIVERSITY
3800 VICTORY PARKWAY
CINCINNATI, OH 45207
513-745-2037

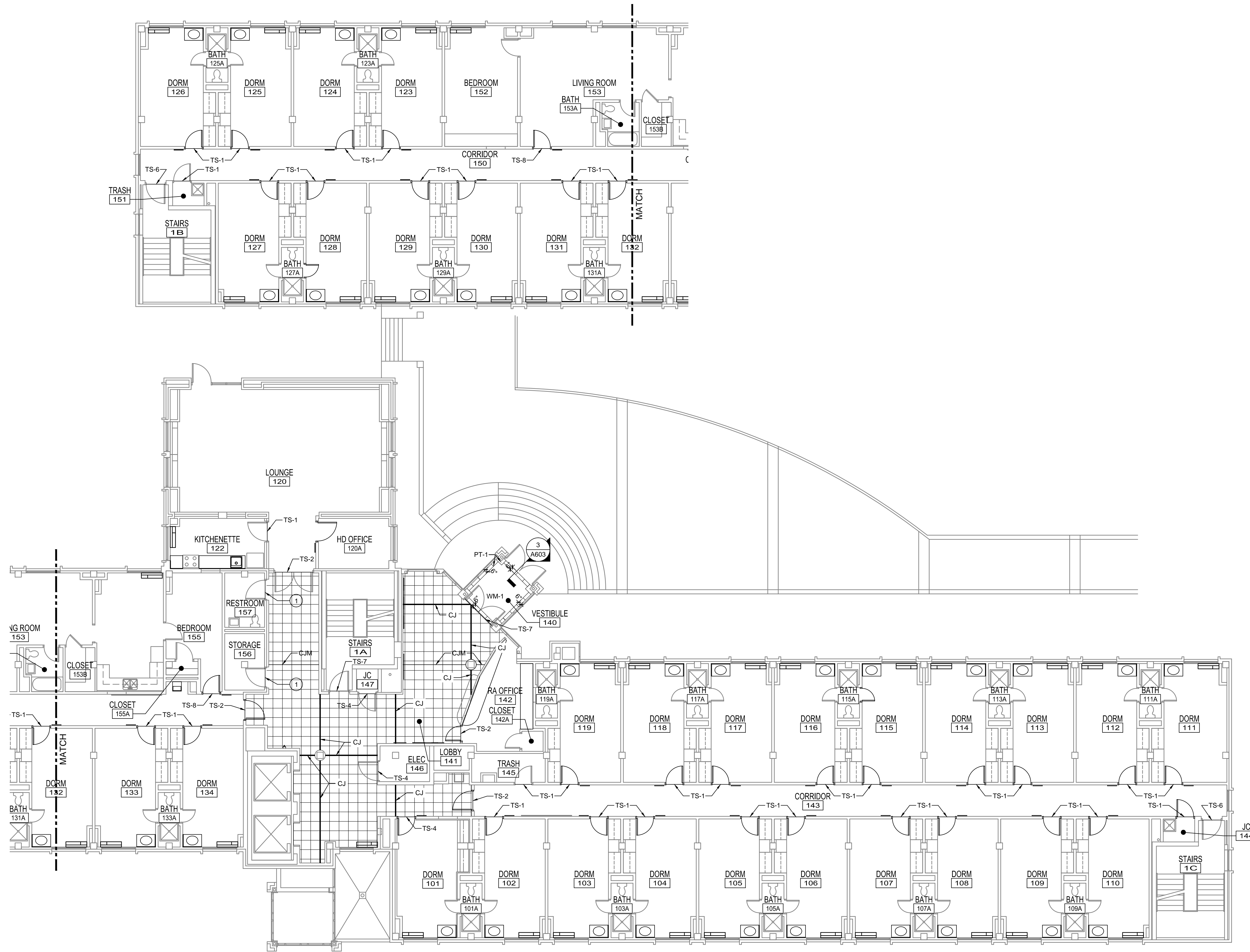


DRAWN BY: JKF
CHECKED BY: REB

GROUND FLOOR FINISH PLAN

PROJECT NUMBER
911717
DATE
MARCH 14, 2014
SHEET NO.
A800

5/12/2014 1:28 PM R:\PLANT\DESIGN PROJECTS\KUHLMAN HALL\KUHLMAN HALL RENOVATION 2013\SHEETS\A801 FIRST FLOOR FINISH PLANDWG



1 FIRST FLOOR FINISH PLAN
1/8" = 1'-0"

- NEW FINISH FLOOR PLAN NOTES:**
- A. REFER TO A603 - FINISH SCHEDULE AND DETAILS FOR NEW FINISHES AND LOCATIONS.
 - B. REFER TO A100 SERIES DRAWINGS FOR ADDITIONAL FINISH REPLACEMENT AND REPAIRS.
 - C. FLOORING MATERIAL TRANSITIONS TO BE LOCATED UNDER CENTERLINE OF DOORS.
 - D. FOR ALL PORCELAIN TILE INSTALLATIONS, REFER TO DETAIL 2/A603 FOR PERIMETER CONTROL JOINT INFORMATION.
 - E. FOR ALL WALK-OFF MATS AT VESTIBULES, PROVIDE (2) OF EACH WALK-OFF MAT SIZE, (1) FOR PRIMARY INSTALLATION AND (1) FOR BACKUP TO BE STORED BY OWNER. FIELD VERIFY DIMENSIONS OF VESTIBULES FOR WALK-OFF MAT SIZES.
 - F. PROVIDE SELF-LEVELING UNDERLAYMENT TO PREPARE FLOOR FOR PORCELAIN TILE INSTALLATIONS.
 - G. PROVIDE ADA COMPLIANT HALF SADDLE THRESHOLD AT EACH ELEVATOR DOOR. SEE DOOR SCHEDULE A601 AND A602.
 - H. TRIM EXISTING DOORS TO REMAIN AT ELEVATOR LOBBIES (IF NEEDED) TO PROVIDE CLEARANCE FOR NEW PORCELAIN TILE.

- NEW FINISH FLOOR PLAN KEYNOTES**
- 1. NEW MARBLE THRESHOLD.

- TRANSITION STRIP TYPES**
- TS-1 CARPET TO VCT OR LINOLEUM - ROPPE #177 TILE CARPET JOINER (VINYL)
 - TS-2 PORCELAIN TILE TO CARPET - SCHLUTER-RENO-TK ETK80 (STAINLESS STEEL)
 - TS-3 LINOLEUM TO CONCRETE - ROPPE #172 TILE REDUCER 1/8" (VINYL)
 - TS-4 PORCELAIN TILE TO LINOLEUM - SCHLUTER-RENO-U EU80 (STAINLESS STEEL)
 - TS-5 LINOLEUM TO VCT - ROPPE #195 FEATURE STRIP
 - TS-6 CARPET TO CONCRETE - ROPPE #174 GLUE-DOWN REDUCER 1/4" (VINYL)
 - TS-7 PORCELAIN TILE TO PORCELAIN TILE - SCHLUTER-DECO E80D (STAINLESS STEEL)
 - TS-8 LOW CARPET TO HIGH CARPET - ROPPE #154 SNAP-DOWN EDGING W/ #155 SINGLE FLANGE TRACK (VINYL & STAINLESS STEEL)

- CJ CONTROL JOINT
- CJM CONTROL JOINT WITH METAL TS-7 AND FLEXIBLE SEALANT ON ONE SIDE

KUHLMAN HALL RENOVATION PHASE II

XAVIER UNIVERSITY
3824 LEDGEWOOD DRIVE
CINCINNATI, OHIO 45207



DATE	REVISION	FOR BIDDING AND PERMIT	ISSUE
3/14/2014			1
3/28/2014	ADDENDUM 1		2
4/25/2014	BULLETIN 1		3

KOHR'S LONEMANN HELL
ENGINEERS, P.C.
MECHANICAL/ELECTRICAL ENGINEERS
1210 ALEXANDER PARK, ST. 11
2510 TOWN CENTER DRIVE
CINCINNATI, OHIO 45225
513-442-2000 FAX
513-442-2002 FAX

OFFICE OF PHYSICAL PLANT
XAVIER UNIVERSITY
3800 VICTORY PARKWAY
CINCINNATI, OH 45207
513-745-2037

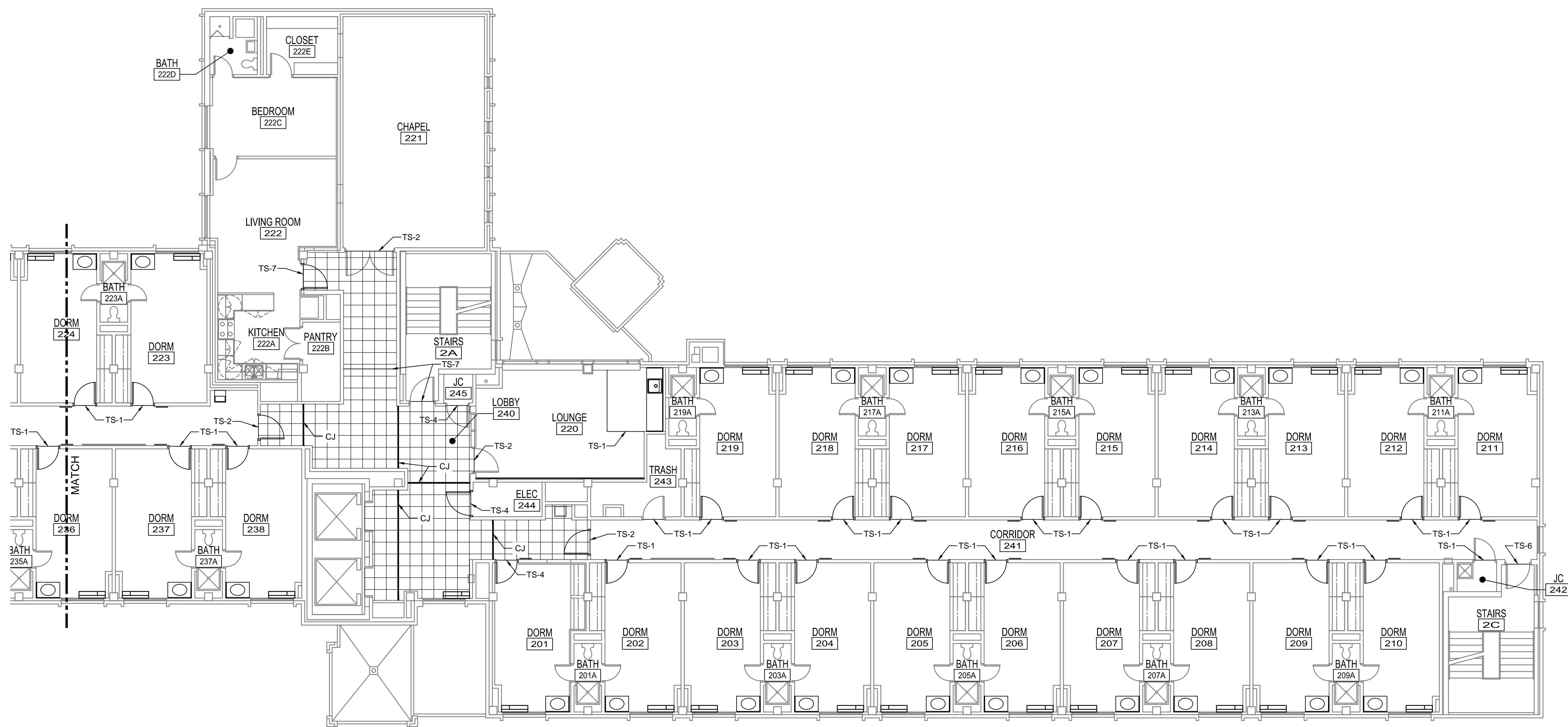
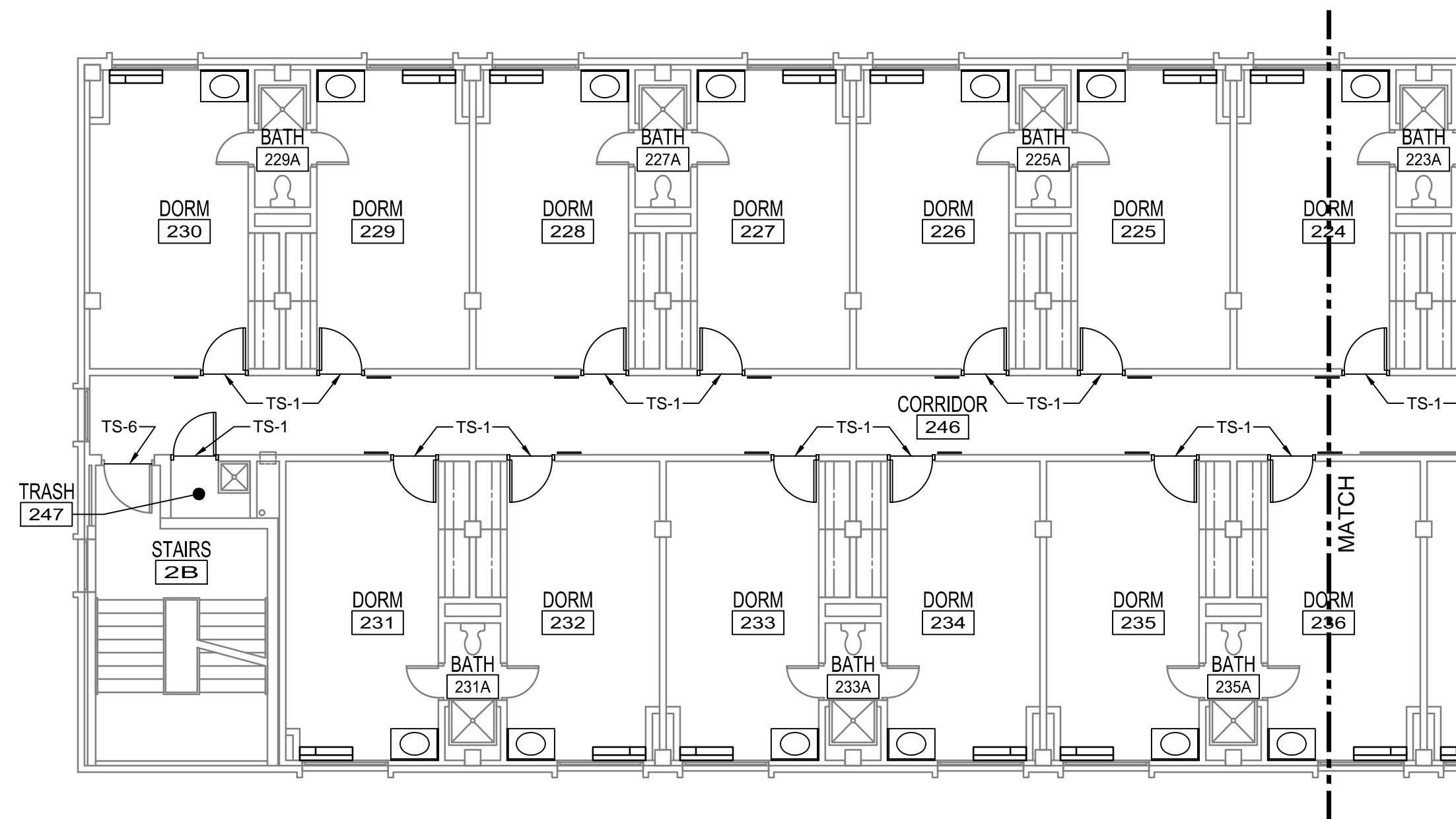


DRAWN BY: JKF
CHECKED BY: REB

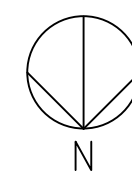
FIRST FLOOR FINISH PLAN

PROJECT NUMBER: 911717
DATE: MARCH 14, 2014
SHEET NO.: A801

5/12/2014 1:28 PM R:\PLANT\DESIGN PROJECTS\KUHLMAN HALL\KUHLMAN HALL RENOVATION 2013\SHEET\TS4802 SECOND FLOOR FINISH PLAN.DWG



1 SECOND FLOOR FINISH PLAN
1/8" = 1'-0"



NEW FINISH FLOOR PLAN NOTES:

- A. REFER TO A603 - FINISH SCHEDULE AND DETAILS FOR NEW FINISHES AND LOCATIONS.
- B. REFER TO A100 SERIES DRAWINGS FOR ADDITIONAL FINISH REPLACEMENT AND REPAIRS.
- C. FLOORING MATERIAL TRANSITIONS TO BE LOCATED UNDER CENTERLINE OF DOORS.
- D. FOR ALL PORCELAIN TILE INSTALLATIONS, REFER TO DETAIL 2/A603 FOR PERIMETER CONTROL JOINT INFORMATION.
- E. PROVIDE SELF-LEVELING UNDERLAYMENT TO PREPARE FLOOR FOR PORCELAIN TILE INSTALLATIONS.
- F. PROVIDE ADA COMPLIANT HALF SADDLE THRESHOLD AT EACH ELEVATOR DOOR. SEE DOOR SCHEDULE A601 AND A602.
- G. TRIM EXISTING DOORS TO REMAIN AT ELEVATOR LOBBIES (IF NEEDED) TO PROVIDE CLEARANCE FOR NEW PORCELAIN TILE.

TRANSITION STRIP TYPES

- TS-1 CARPET TO VCT OR LINOLEUM - ROPPE #177 TILE CARPET JOINDER (VINYL)
- TS-2 PORCELAIN TILE TO CARPET - SCHLUTER-RENO-TK ETK80 (STAINLESS STEEL)
- TS-3 LINOLEUM TO CONCRETE - ROPPE #172 TILE REDUCER 1/8" (VINYL)
- TS-4 PORCELAIN TILE TO LINOLEUM - SCHLUTER-RENO-U EU80 (STAINLESS STEEL)
- TS-5 LINOLEUM TO VCT - ROPPE #195 FEATURE STRIP (VINYL)
- TS-6 CARPET TO CONCRETE - ROPPE #174 GLUE-DOWN REDUCER 1/4" (VINYL)
- TS-7 PORCELAIN TILE TO PORCELAIN TILE - SCHLUTER-DECO E80D (STAINLESS STEEL)
- TS-8 LOW CARPET TO HIGH CARPET - ROPPE #154 SNAP-DOWN EDGING W/ #155 SINGLE FLANGE TRACK (VINYL & STAINLESS STEEL)

CJ CONTROL JOINT

KUHLMAN HALL RENOVATION PHASE II


XAVIER UNIVERSITY
3824 LEDGEWOOD DRIVE
CINCINNATI, OHIO 45207



DATE	REVISION	FOR BIDDING AND PERMIT
3/14/2014		
3/28/2014	ADDENDUM 1	
4/25/2014	BULLETIN 1	

KOHRS LONEMANN HELL
ENGINEERS, P.C.
MECHANICAL/ELECTRICAL ENGINEERS
1210 ALEXANDER PARK, ST. 11
2510 TOWN CENTER DRIVE, SUITE 100
CINCINNATI, OHIO 45246
513-442-4000 FAX
513-442-4000 FAX

OFFICE OF PHYSICAL PLANT
XAVIER UNIVERSITY
3800 VICTORY PARKWAY
CINCINNATI, OH 45207
513-745-2037

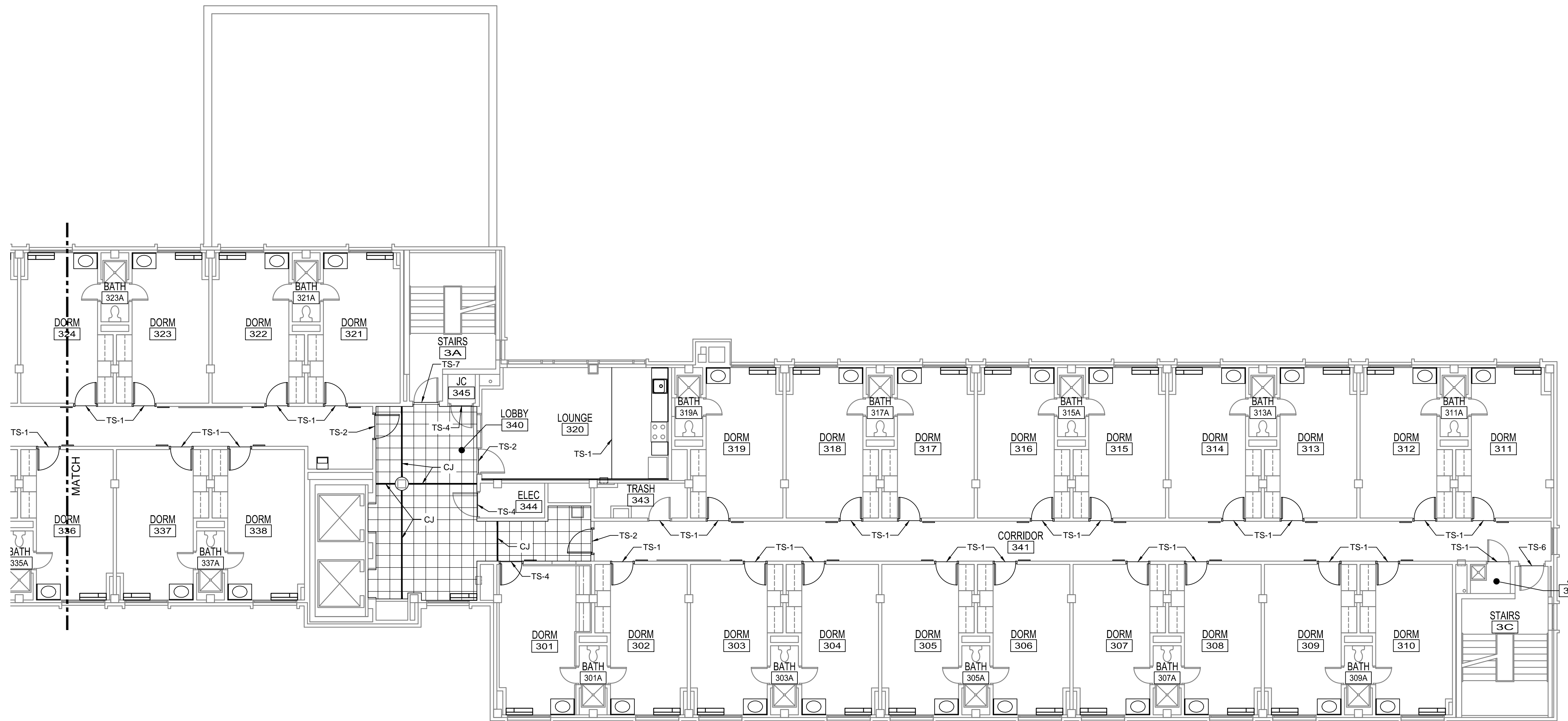
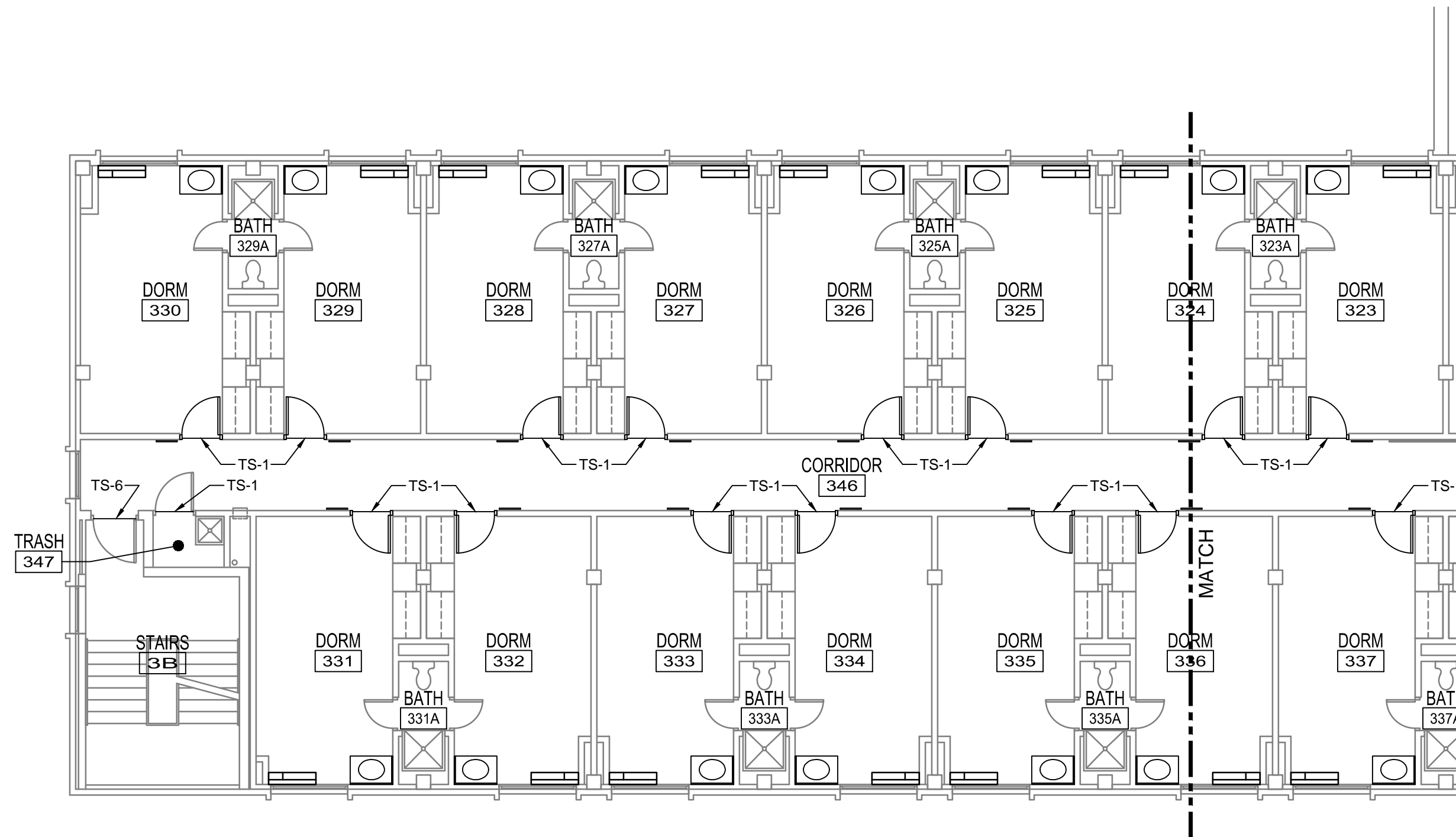


DRAWN BY: JKF
CHECKED BY: REB

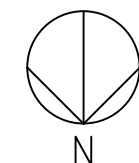
SECOND FLOOR FINISH PLAN

PROJECT NUMBER: 911717
DATE: MARCH 14, 2014
SHEET NO.: A802

5/12/2014 1:28 PM R:\PLANT\DESIGN PROJECTS\KUHLMAN HALL\KUHLMAN HALL RENOVATION 2013\SHEETS\A803 TYPICAL FINISH PLAN FLOORS 3-6.DWG



1 THIRD - SIXTH FLOOR FINISH PLAN
1/8" = 1'-0"



- NEW FINISH FLOOR PLAN NOTES:**
- REFER TO A603 - FINISH SCHEDULE AND DETAILS FOR NEW FINISHES AND LOCATIONS.
 - REFER TO A100 SERIES DRAWINGS FOR ADDITIONAL FINISH REPLACEMENT AND REPAIRS.
 - FLOORING MATERIAL TRANSITIONS TO BE LOCATED UNDER CENTERLINE OF DOORS.
 - FOR ALL PORCELAIN TILE INSTALLATIONS, REFER TO DETAIL 2/A603 FOR PERIMETER CONTROL JOINT INFORMATION.
 - PROVIDE SELF-LEVELING UNDERLAYMENT TO PREPARE FLOOR FOR PORCELAIN TILE INSTALLATIONS.
 - PROVIDE ADA COMPLIANT HALF SADDLE THRESHOLD AT EACH ELEVATOR DOOR. SEE DOOR SCHEDULE A601 AND A602.
 - TRIM EXISTING DOORS TO REMAIN AT ELEVATOR LOBBIES (IF NEEDED) TO PROVIDE CLEARANCE FOR NEW PORCELAIN TILE.

- TRANSITION STRIP TYPES**
- TS-1 CARPET TO VCT OR LINOLEUM - ROPPE #177 TILE CARPET JOINER (VINYL)
 - TS-2 PORCELAIN TILE TO CARPET - SCHLUTER-RENO-TK ETK80 (STAINLESS STEEL)
 - TS-3 LINOLEUM TO CONCRETE - ROPPE #172 TILE REDUCER 1/8" (VINYL)
 - TS-4 PORCELAIN TILE TO LINOLEUM - SCHLUTER-RENO-U EU80 (STAINLESS STEEL)
 - TS-5 LINOLEUM TO VCT - ROPPE #195 FEATURE STRIP (STAINLESS STEEL)
 - TS-6 CARPET TO CONCRETE - ROPPE #174 GLUE-DOWN REDUCER 1/4" (VINYL)
 - TS-7 PORCELAIN TILE TO PORCELAIN TILE - SCHLUTER-DECO E80D (STAINLESS STEEL)
 - TS-8 LOW CARPET TO HIGH CARPET - ROPPE #154 SNAP-DOWN EDGING W/ #155 SINGLE FLANGE TRACK (VINYL & STAINLESS STEEL)
- CJ CONTROL JOINT

KUHLMAN HALL RENOVATION PHASE II

XAVIER UNIVERSITY
3824 LEDGEWOOD DRIVE
CINCINNATI, OHIO 45207



DATE	REVISION	FOR BIDDING AND PERMIT	ISSUE
3/14/2014			1
3/28/2014	ADDENDUM 1		2
4/25/2014	BULLETIN 1		3

KOHRS LONNEMANN HELL
ENGINEERS, P.C.
MECHANICAL/ELECTRICAL ENGINEERS
1230 ALEXANDER PARK, ST. 11
2510 TOWN OF KENTUCKY BLVD.
CINCINNATI, OHIO 45221
513-442-4000 FAX
513-442-4000 FAX

OFFICE OF PHYSICAL PLANT
XAVIER UNIVERSITY
3800 VICTORY PARKWAY
CINCINNATI, OH 45207
513-745-2037



DRAWN BY: JKF
CHECKED BY: REB

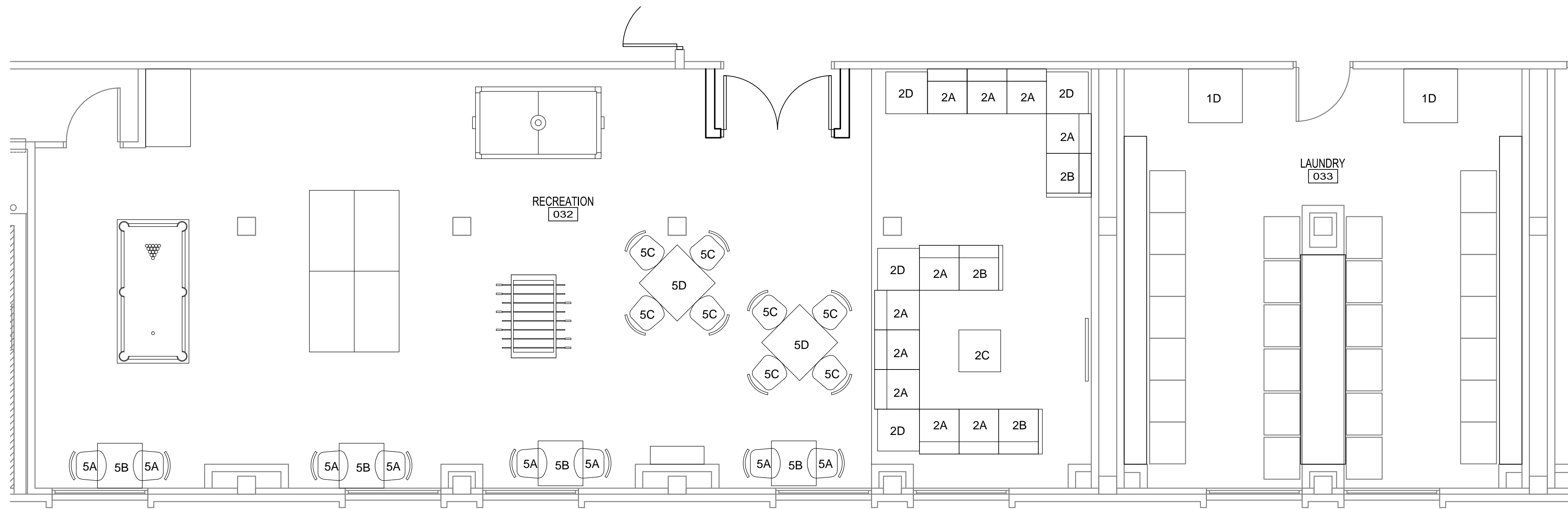
TYPICAL FINISH PLAN FLOORS 3-6

PROJECT NUMBER
911717

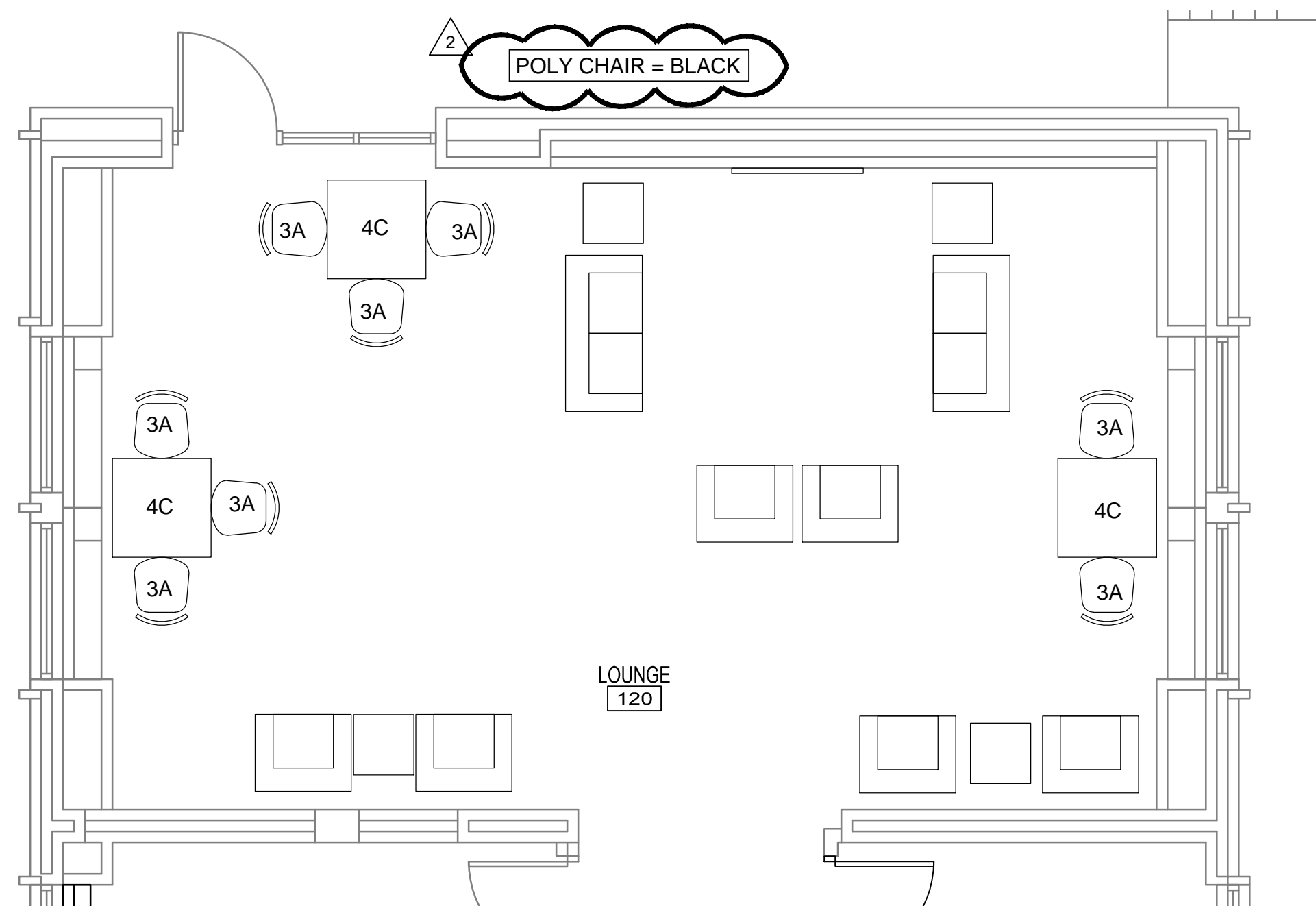
DATE
MARCH 14, 2014

SHEET NO.
A803

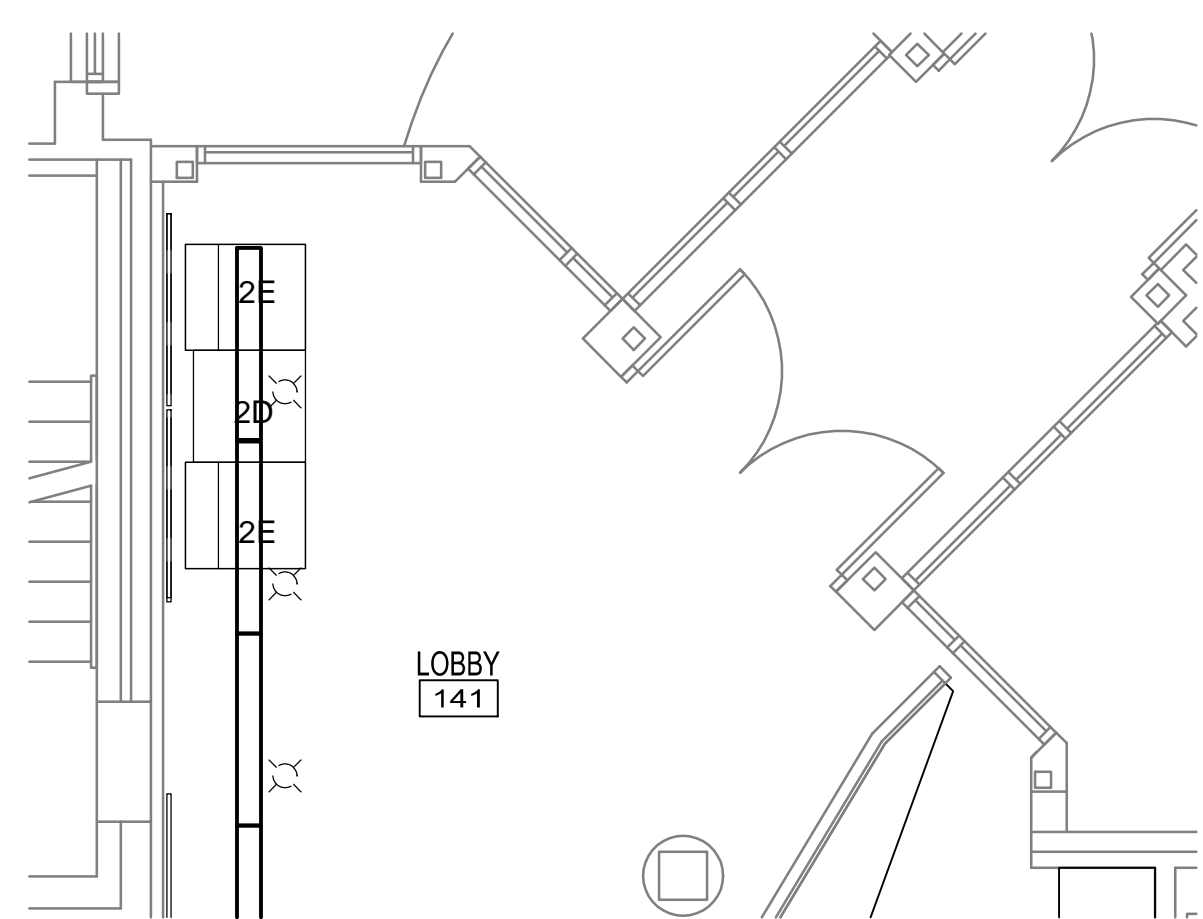
5/12/2014 1:28 PM R:\PLANT\DESIGN PROJECTS\KUHLMAN HALL\KUHLMAN HALL RENOVATION 2013\SHEETS\A901 FURNITURE LAYOUTS.DWG



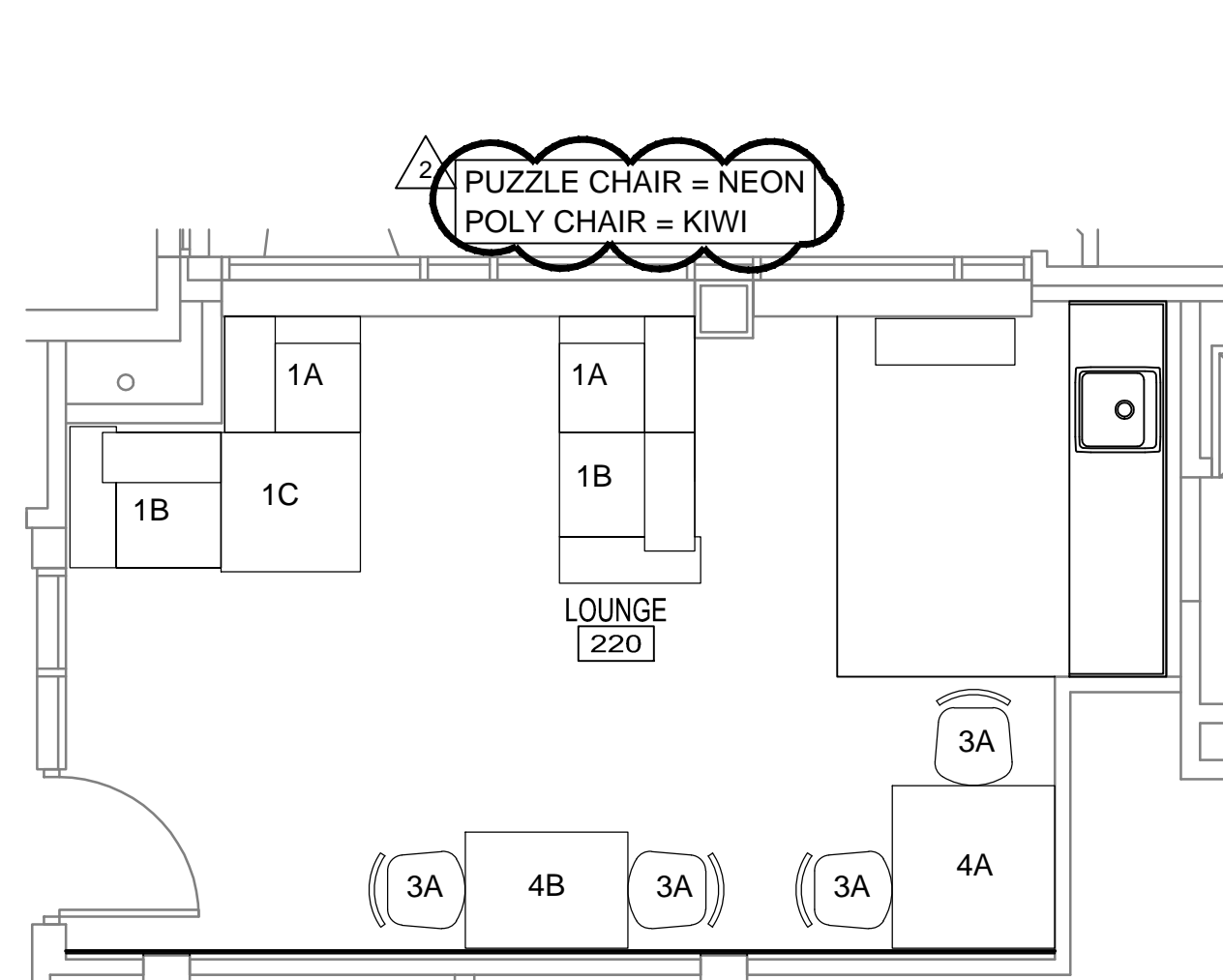
1 GROUND FLOOR RECREATION ROOM FURNITURE PLAN
1/4" = 1'-0"



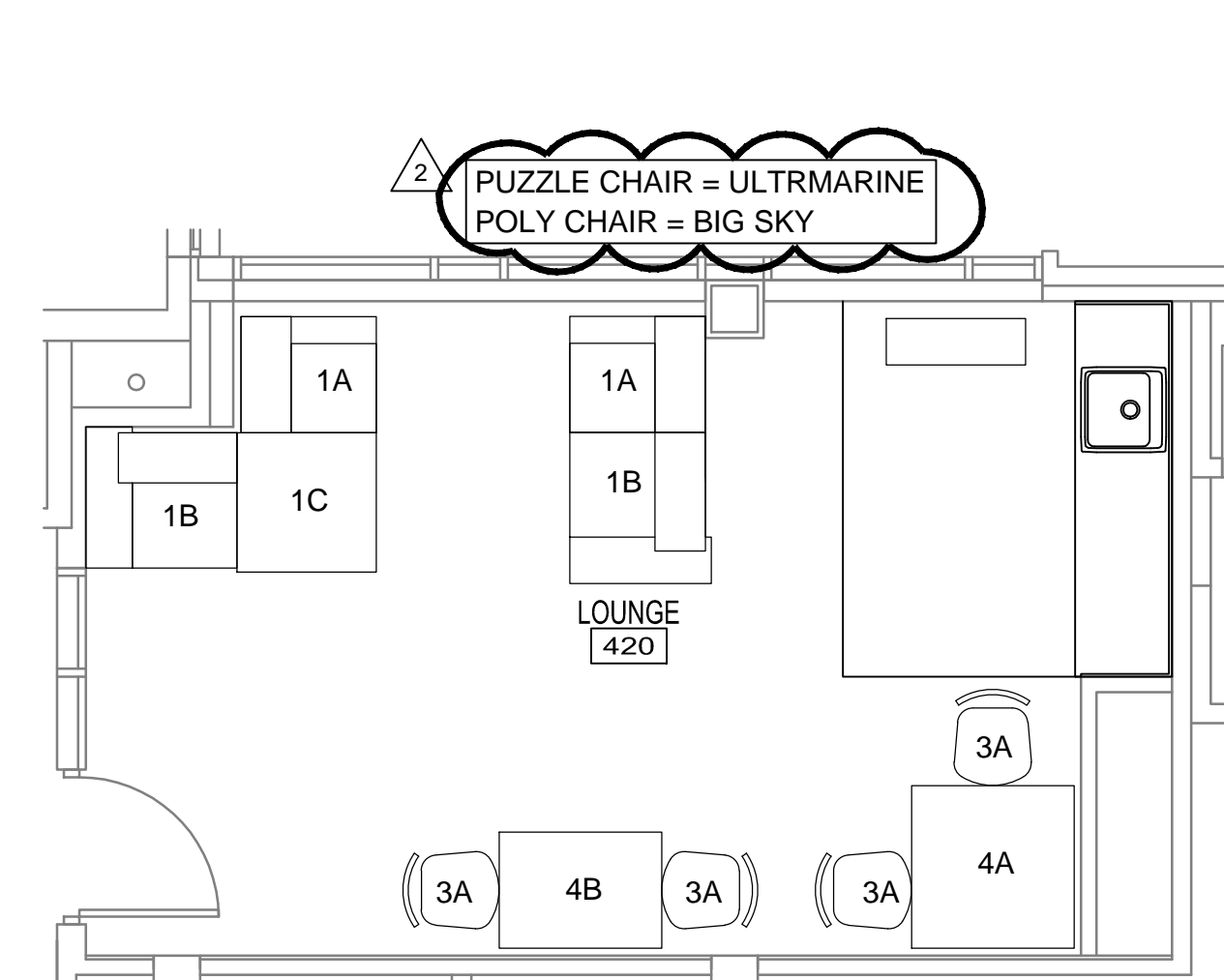
2 FIRST FLOOR LOUNGE PLAN
1/4" = 1'-0"



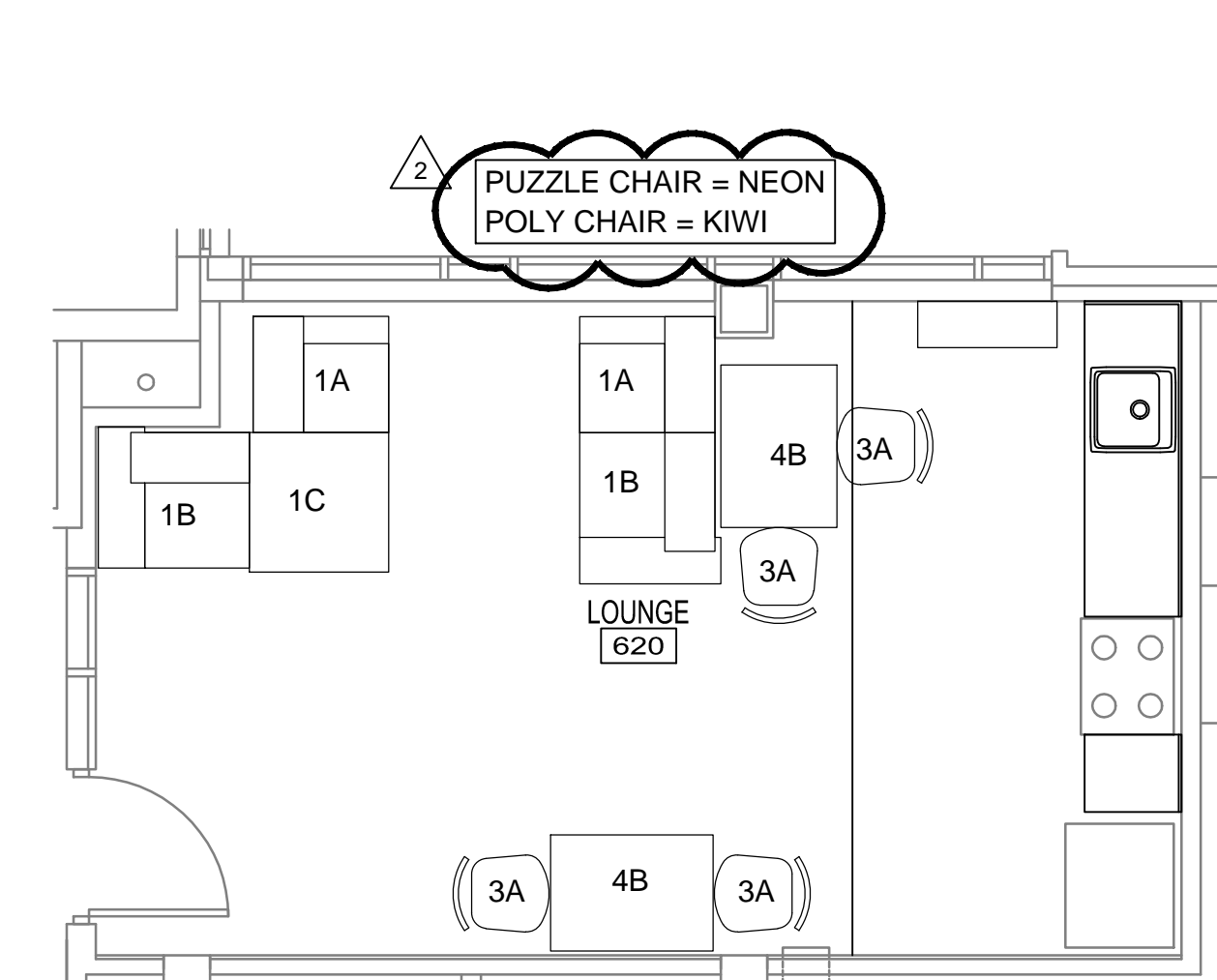
3 FIRST FLOOR LOBBY PLAN
1/4" = 1'-0"



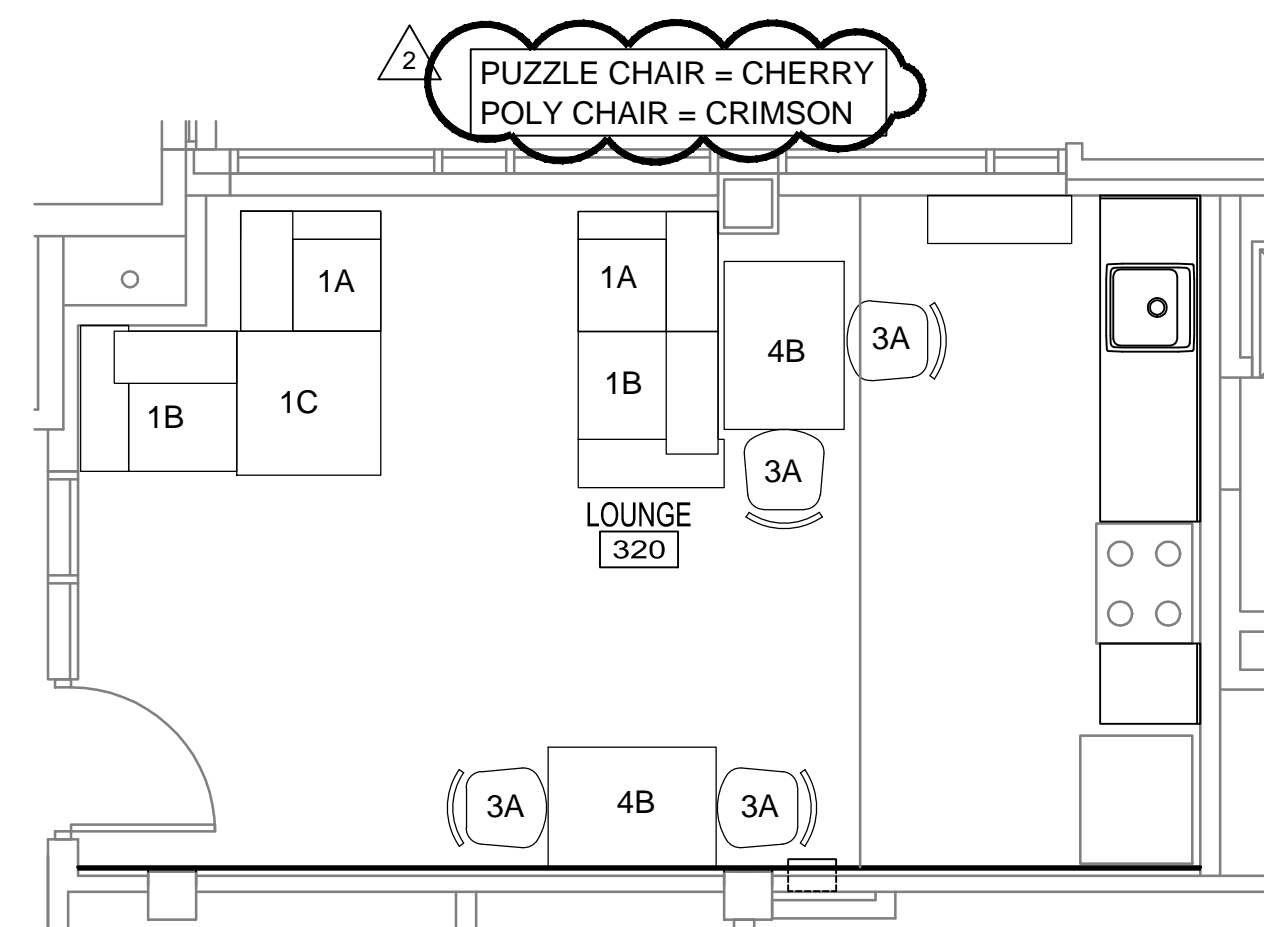
4 SECOND FLOOR LOUNGE FURNITURE PLAN
1/4" = 1'-0"



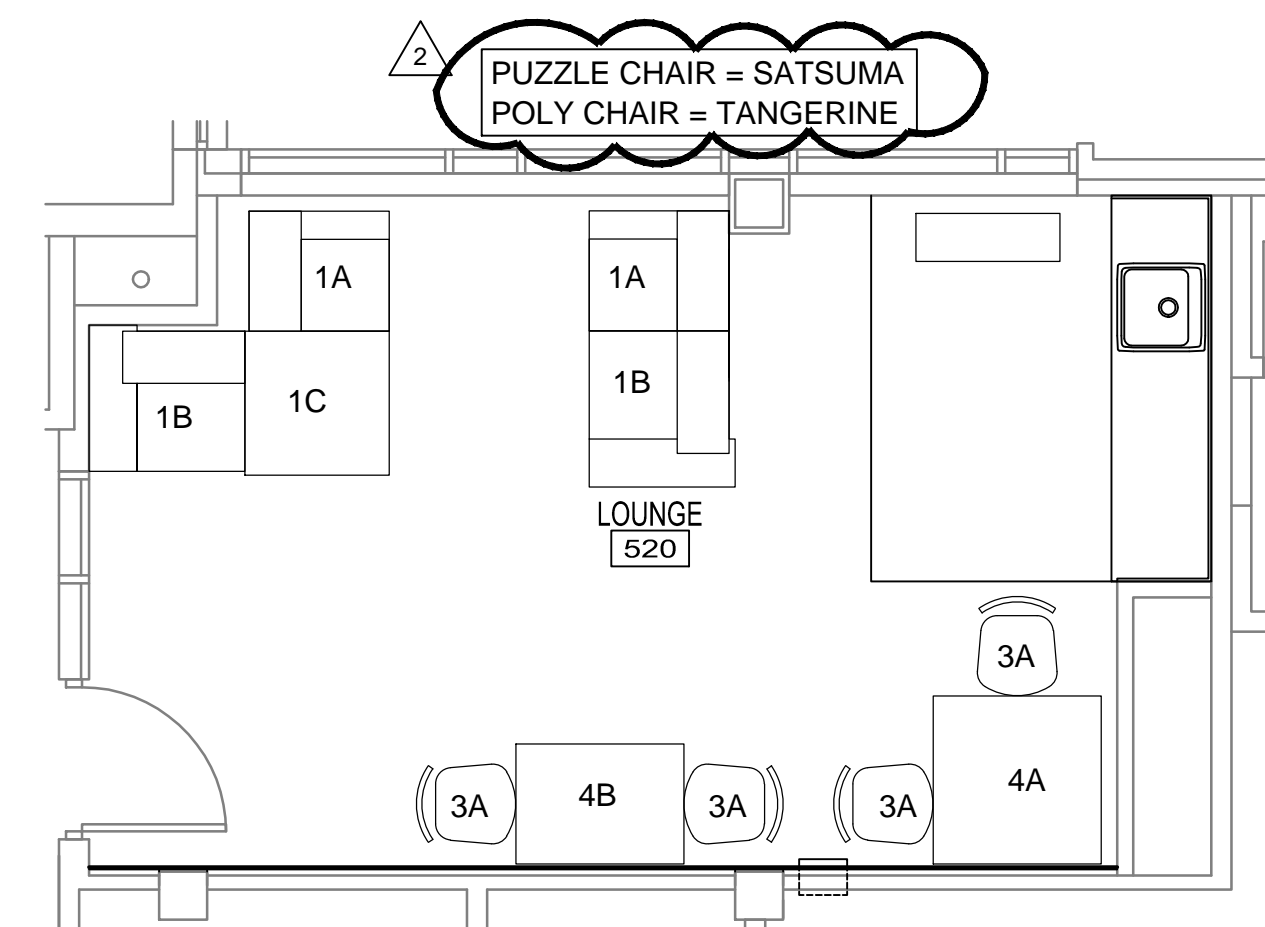
6 FOURTH FLOOR LOUNGE FURNITURE PLAN
1/4" = 1'-0"



8 SIXTH FLOOR LOUNGE FURNITURE PLAN
1/4" = 1'-0"



5 THIRD FLOOR LOUNGE FURNITURE PLAN
1/4" = 1'-0"



7 FIFTH FLOOR LOUNGE FURNITURE PLAN
1/4" = 1'-0"

MFR	ITEM #	PRODUCT #	DESCRIPTION	UPHOLSTERY	COLOR
Sauder	1A	61111	Puzzlechair w/ upholstered arm	Maharam Messenger w/ Crypton added	see plans for colors
	1B	61211	Puzzlechair w/ table arm	Maharam Messenger w/ Crypton added	see plans for colors, Thermalform = 62633 Monterey
	1C	61-OT	Puzzle Ottoman	Maharam Messenger w/ Crypton added	see plans for colors
	1D	61-OT	Puzzle Ottoman	Momentum Redux	Jazz
			All Puzzle Feet		Maple #73 Natural
National	2A		Swift One Seat Lounge	Momentum Redux	Jazz /Platinum Metallic finish for trim
	2B		Swift One Seat Lounge Single Arm		
	2C		One Seat Bench		
	2D		Swift 90 Degree Table		Natural
	2E		Swift One Seat Lounge	Momentum Redux	Spice/Satin Nickel Metallic finish for trim
Kimball Office	3A		Poly		see plans for colors
Izzy Plus	4A		Designer Stack table 42X42, chalk white top, white vinyl bumper, bright chrome frame		
	4B		Designer Stack table 30X42, chalk white top, white vinyl bumper, bright chrome frame		
	4C		Pick A Top 36X36 top, w/ Clara legs (black finish) w/ casters		Fusion Maple Laminate
Coalesse	5A	COEL400U PH	Enea Lottus Sled Base Bar-Height Stool with Upholstered Insert.	Momentum Redux, Jazz	4016 White gloss frame, Redux COM
	5B	COEL4230 UPH	Enea Lottus Sled Cafe Bar-Height Table 30X30		2884 Milk laminate top, 4016 White gloss base
	5C	COEL100U PH	Enea Lottus Armless Chair with Upholstered Insert.	Momentum Redux, Jazz	Jazz, 4016 White gloss frame
	5D	COEL3036	Enea Lottus Conference Table 36X36		2884 Milk laminate top, 4016 White gloss base

KUHLMAN HALL RENOVATION PHASE II


XAVIER UNIVERSITY
3824 LEDGEWOOD DRIVE
CINCINNATI, OHIO 45207



DATE	REVISION	FOR BIDDING AND PERMIT
3/14/2014		
3/28/2014	ADDENDUM 1	
4/25/2014	BULLETIN 1	

KOHR'S LONEMANN HELL
ENGINEERS, P.C.
MECHANICAL/ELECTRICAL ENGINEERS
1130 ALEXANDRIA PIKE, ST. LY
21, OHIO 45228, CINCINNATI, OHIO 45228
513-252-2100 FAX 513-252-2101
WWW.KOHRSPRO.COM

OFFICE OF PHYSICAL PLANT
XAVIER UNIVERSITY
3800 VICTORY PARKWAY
CINCINNATI, OH 45207
513-745-2037



RACHEL E. BIESIK LICENSE #11710
EXPIRATION DATE: 12/31/2014
DRAWN BY: REB CHECKED BY: REB

FURNITURE LAYOUTS

PROJECT NUMBER
911717
DATE
MARCH 14, 2014
SHEET NO.
A901