

PRACTICAL

ELECTRONICS

MAY 1975

30p

Starts this month!



A CHOICE OF VOICES

with this TOUCH SENSITIVE INSTRUMENT

Conventional Piano - Harpsichord - Honky Tonk

PE

JOANNA

NEW EDU-KIT MAJOR

COMPLETELY SOLDERLESS ELECTRONIC CONSTRUCTION KIT
BUILD THESE PROJECTS WITHOUT SOLDERING IRON OR SOLDER

- 4 Transistor Earpiece Radio
- Signal Tracer
- Signal Injector
- Transistor Tester NPN -PNP
- 4 Transistor Push Pull Amplifier
- 5 Transistor Push Pull Amplifier
- 7 Transistor Loudspeaker Radio MW/LW
- 5 Transistor Short Wave Radio
- Electronic Metronome
- Electronic Noise Generator
- Batteryless Crystal Radio
- One Transistor Radio
- 2 Transistor Regenerative Radio
- 3 Transistor Regenerative Radio
- Audible Continuity Tester
- Sensitive Pre-Amplifier

Components include:
 ● 24 Resistors ● 21 Capacitors ● 10 Transistors ● 31" Loudspeaker ● Earpiece ● Mica Baseboard
 ● 3 12-way Connectors ● 2 Volume Controls ● 2 Slider Switches ● 1 Tuning Condenser ● 3 Knobs
 ● Ready Wound MW/LW/SW Coils ● Ferrite Rod ● 6½ yards of wire ● 1 yard of sleeving, etc.
 ● Parts price list and plans 50p (free with parts)

TOTAL BUILDING COSTS

£7-23 P.P. & Ins. 44p
(Overseas Seamail P. & P. £2-35)
(+8% VAT 57p)

NEW ROAMER NINE

WITH V.H.F. INCLUDING AIRCRAFT

Nine Transistors, 3 Tunable wavebands as Roamer Ten. Built in ferrite rod aerial for MW/LW. Retractable chrome plated telescopic aerial for VHF and SW. Push Pull output using 600mW transistors. 9 Transistors and 3 diodes, tuning condenser with VHF section, separate coil for aircraft, moving coil loudspeaker, volume ON/OFF and wavechange controls. Attractive all white case with red grille and carrying strap. Size 9½in x 7in x 2½in approx. Parts price list and plans free with parts.

TOTAL BUILDING COSTS **£6-95** P.P. & Ins. 44p
(+8% VAT 55p) (Overseas Seamail P. & P. £2-35)

POCKET FIVE

NOW WITH 3" LOUDSPEAKER

3 Tunable wavebands. MW/LW and Trawler Band. 7 stages, 5 transistors and 2 diodes, supersensitive ferrite rod aerial, attractive Black and Gold Case. Size 5½in x 1½in x 3¼in approx. Plans and parts price list free with parts.

Total Building Costs

£2-50

(+8% VAT 20p) P.P. & Ins. 36p
(Overseas Seamail P. & P. £1-70)



TRANSONA FIVE NOW WITH 3" LOUDSPEAKER

Total Building Costs **£2-75** P.P. & Ins. 36p
(+8% VAT 21p) (Overseas Seamail P. & P. £1-70)

Wavebands, transistors and speaker as Pocket Five. Larger Case with Red Speaker Grille and Tuning Dial. Plans and parts price list free with parts.

TRANS EIGHT

8 TRANSISTORS AND 3 DIODES

6 TUNABLE WAVEBANDS, MW, LW, SW1, SW2, SW3 AND TRAWLER BAND. Sensitive ferrite rod aerial for MW, and LW. Telescopic aerial for short waves. 3in speaker. 8 improved type transistors plus 3 diodes. Attractive case in black with red grille, dial and black knobs with polished metal inserts. Size 9in x 5½in x 2½in approx. Push-pull output. Battery economiser switch for extended battery life. Ample power to drive a larger speaker. Parts price list and plans free with parts.

TOTAL BUILDING COSTS

£4-48 P.P. & Ins. 40p
(Overseas Seamail P. & P. £2)

(+8% VAT 36p)

ROAMER SIX

CASE AND LOOKS AS TRANS EIGHT
 6 TUNABLE WAVEBANDS: MW, LW, SW1, SW2, TRAWLER BAND PLUS AN EXTRA MW BAND
 FOR EASIER TUNING OF LUXEMBOURG, ETC. Sensitive ferrite rod aerial and telescopic aerial for short waves. 3in speaker. 8 stages. 6 transistors and 2 diodes, etc. Attractive black case with red grille, dial and black knobs with polished metal inserts. Size 9in x 5½in x 2½in approx. Plans and parts price list free with parts.

TOTAL BUILDING COSTS

£3-98 P.P. & Ins. 40p
(Overseas Seamail P. & P. £2-00)

(+8% VAT 32p)

NEW EVERYDAY SERIES

Build this exciting New series of designs

EV5 5 Transistors and 2 diodes. MW/LW. Powered by 4½ volt Battery. Ferrite rod aerial, tuning condenser, volume control, and now with 3" loudspeaker. Attractive case with red speaker grille. Size 9in x 5½in x 2½in approx. Parts price list and plans free with parts.

TOTAL BUILDING COSTS **£2-95** P.P. & Ins. 36p
(+8% VAT 23p) (Overseas Seamail P. & P. £1-70)

EV6 Case and looks as above. 6 Transistors and 3 diodes. Powered by 9 volt Battery. Ferrite rod aerial, 3" loudspeaker, etc. MW/LW coverage. Push Pull Output. Parts price list and plans free with parts.

TOTAL BUILDING COSTS **£3-60** P.P. & Ins. 36p
(+8% VAT 29p) (Overseas Seamail P. & P. £1-70)

EV7 Case and looks as above. 7 transistors and 3 diodes. Six wavebands. MW/LW, Trawler Band, SW1, SW2, SW3, powered by 9 volt Battery Push Pull Output. Telescopic Aerial for Short Waves. 3" Loudspeaker. Parts price list and easy build plans free with parts.

TOTAL BUILDING COSTS **£4-08** P.P. & Ins. 38p
(+8% VAT 32p) (Overseas Seamail P. & P. £2-00)

ROAMER EIGHT Mk. I

NOW WITH VARIABLE TONE CONTROL

7 TUNABLE WAVEBANDS:

MW1, MW2, LW, SW1, SW2, SW3 AND TRAWLER BAND. Built-in ferrite rod aerial for MW and LW. Chrome plated telescopic aerial can be angled and rotated for peak short-wave listening. Push-pull output using 600mW transistors. Car aerial and tape record sockets. Selectivity switch. 8 transistors plus 3 diodes. Latest 4" 2 watt Ferrite Magnet loudspeaker. Air spaced ganged tuning condenser. Volume/on/off, tuning, wave change and tone controls. Attractive case in rich chestnut shade with gold blocking. Size 9in x 7in x 4in approx. Easy to follow instructions and diagrams. Parts price list and plans free with parts.

TOTAL BUILDING COSTS **£6-98** P.P. & Ins. 47p
(+8% VAT 56p) (Overseas Seamail P. & P. £2-50)

ROAMER TEN Mk. II

WITH VHF INCLUDING AIRCRAFT

10 TRANSISTORS. 9 TUNABLE WAVE BANDS. MW1, MW2, LW, SW1, SW2, SW3, TRAWLER BAND, VHF AND LOCAL STATIONS. ALSO AIRCRAFT BAND

Latest 4" 2 watt Ferrite Magnet Loudspeaker. Built-in ferrite rod aerial for MW/LW. Chrome plated 6 section telescopic aerial, can be angled and rotated for peak short wave and VHF listening. Push-pull output using 600mW transistors. Car Aerial and tape record sockets. 10 transistors plus 3 diodes. Ganged tuning condenser with VHF section. Separate coil for Aircraft Band. Volume/on/off, wave change and tone controls. Attractive case in black with silver blocking. Size 9in x 7in x 4in. Easy to follow instructions and diagrams. Parts price list and plans 50p (FREE with parts).

TOTAL BUILDING COSTS **£9-50** P.P. & Ins. 52p
(+8% VAT 76p) (Overseas Seamail P. & P. £2-50)

EDU-KIT

Build Radios Amplifiers, etc., from easy stage diagrams.



Five units including master unit to construct.

Components include: Tuning Condenser; 2 Volume Controls; 2 Slider Switches; Pine tone 3" moving coil Speaker; Terminal Strip; Ferrite Rod Aerial; Battery Clips; 4 Tag Boards; 19 Transistors; 6 Diodes; Resistors; Capacitors; Three 1in Knobs. Units once constructed are detachable from Master Unit, enabling them to be stored for future use. Ideal for Schools, Educational Authorities and all those interested in radio construction. Parts price list and plans free with parts.

TOTAL BUILDING COSTS **£5-50** P.P. & Ins. 40p
(+8% VAT 44p) (Overseas Seamail P. & P. £2-35)

RADIO EXCHANGE LTD

"Callers side entrance "Lavells" shop
 *Open 10-1. 2.30-4.30. Mon.-Fri. 9-12 Sat.

To RADIO EXCHANGE CO., 61a HIGH STREET, BEDFORD MK40 1SA
 Tel. 0234 52367 Reg. No. 788372

I enclose £..... for.....

Name.....

Address.....

PRACTICAL ELECTRONICS

VOLUME 11 No. 5 MAY 1975

CONSTRUCTIONAL PROJECTS

- P.E. JOANNA—1** *by A. J. Boothman*
A multiple-voiced instrument with touch-sensitive keying 384
- TOUCH TUNING UNIT** *by R. J. Bonfield*
Auto-touch-tuning for the P.E. Varicap Tuner 392
- CAR INDICATOR/EMERGENCY FLASHER** *by J. B. Dance*
Single-chip auxiliary car flasher for negative earth vehicles 410
- I.C. PULSE GENERATOR** *by A. C. Ainslie*
Versatile design for a t.t.l.-compatible variable frequency pulse source 414

GENERAL FEATURES

- NEW DEVICES . . . APPLICATIONS**
Ultrasonics in TV remote control applications 398
- LOUDSPEAKER BREAKTHROUGH**
An old idea made possible using modern techniques 400
- TRANSDUCERS—2** *by P. R. Allcock*
Thermometers and Strain Gauges 404
- HIGH INPUT IMPEDANCE TECHNIQUES** *by R. A. Penfold*
Obtaining high input impedances with modern semiconductors 420
- INGENUITY UNLIMITED**
Telephone Bell Synthesiser—Two-wire Signalling System—Counter System—
Seven-segment To BCD Decoder—Sound Switch/Trigger—TTL Oscillator 425

NEWS AND COMMENT

- EDITORIAL—Discordant Voices** 383
- SPACEWATCH** *by Frank W. Hyde*
1975 Space Programme 391
- NEWS BRIEFS**
Radio System—Hot Wind—Symbol for Safety—Scramblers Abroad—Tubeless Cameras 397, 421
- BOOK REVIEWS**
Selected new books we have received 403
- MILD & BITTER** *by A.P.S.*
The Calculator Bore 413
- INDUSTRY NOTEBOOK** *by Nexus*
What's happening inside industry 422
- PATENTS REVIEW**
The EEC industrial property law and its effect on British Patents 430
- READOUT**
A selection of readers' letters 431

Our June issue will be published on Friday, May 9, 1975

© IPC Magazines Limited 1975. Copyright in all drawings, photographs and articles published in PRACTICAL ELECTRONICS is fully protected, and reproduction or imitations in whole or part are expressly forbidden. All reasonable precautions are taken by PRACTICAL ELECTRONICS to ensure that the advice and data given to readers are reliable. We cannot, however, guarantee it, and we cannot accept legal responsibility for it. Prices quoted are those current as we go to press. Publisher's Subscription Rate including postage for one year. Inland £3.85, Overseas £4.70. USA and Canada \$13.00. International Giro facilities Account No. 5122007. State reason for payment, "message to payee".



CHINAGLIA



THE **MINOR** PROFESSIONAL QUALITY TEST EQUIPMENT

WITH

33 RANGES
20kΩ/V d.c.
4kΩ/V a.c.

- ROBUST CLASS 1.5 PRECISION MOVEMENT
- ACCURACY 2.5% D.C. AND 3.5% A.C.
- 12 MONTH GUARANTEE
- SELF-POWERED AND POCKET-SIZED
- OPTIONAL 30KV D.C. PROBE

PRICE £16.30 inc. VAT (P. & P. 80p)
PROBE £8.80

For details of this and the many other exciting instruments in the Chinaglia range, including multimeters, component measuring, automotive and electronic instruments please write or telephone:

CHINAGLIA
(U.K.) LTD. 19 Mulberry Walk, London
SW3 6DZ Tel: 01-352 1897

TRADE ENQUIRIES WELCOMED



become a RADIO-AMATEUR!

learn how to become a radio-amateur in contact with the whole world. We give skilled preparation for the G.P.O. licence

free! Brochure, without obligation to:

BRITISH NATIONAL RADIO & ELECTRONICS SCHOOL
Dept. EB55, P.O. Box 156, JERSEY

NAME: _____

ADDRESS: _____

BLOCK CAPS please

CJL PRICES INCLUDE P&P AND V.A.T.

BIB HI-FI ACCESSORIES

- CASSETTE TAPE RECORDER CARE KIT . . . £1.95
- CASSETTE SPLICING AND EDITING KIT . . . £1.50
- HI-FI STEREO TEST CASSETTE . . . £2.10
- ¼" TAPE EDITING KIT . . . £1.35
- GROOV-KLEEN RECORD CLEANER . . . £1.85

COMPONENT PACKS

- CAPACITORS-Electrolytic-Tubular Submin-Mixed £0.50
- CAPACITORS-P.C.B. Polyester-Mixed Preferred £0.50
- RESISTORS-Carbon Film-Mixed Preferred . . . £0.50
- POTENTIOMETERS-Midget Carbon Track-Mixed £0.50
- EARPHONE**, stethoscope style, 8 ohm dynamic . £1.00
- HAND DRILL**, (Leytool), compact precision drill, 5/16" chuck. Gears totally enclosed, S/L bearings . £2.99

INTEGRATED CIRCUITS

- AUDIO POWER AMPLIFIER (National) LM380 £1.00
- A.M. RADIO RECEIVER (RCA) CA3123E £1.40
- F.M. STEREO DECODER (Motorola) MC1310P £2.80
- TIMER (Signetics) NE555V £0.78
- VOLTAGE REGULATOR (Fairchild) uA7805 £1.70
- VOLTAGE REGULATOR (Signetics) NE550A £0.80
- D.I.L. SOCKETS (Pk of 3) 8 or 14 pin £0.50

- KEYNECTOR**, rapid connect to mains-single/multiple leads. Built-in plano switches, neon & 13A fuse . £3.20

- LOCKFLEX RULE**, (Rabone Chesterman), 3m/10ft precision pocket rule. Easy to read, 13mm/½" wide steel tape. Blade length lockable-power return. A superb rule . . . £0.93

- MICROPHONE**, lightweight dynamic, remote start stop, 200 ohms, 100-10kHz, 6mV average output . £1.80

- SIGNAL INJECTOR**, audio through video signals, excellent for servicing amplifiers, radio & tv . . . £3.92

- SOLDERING IRON, 25 WATT**, (Antex), X25, 240V, Very low leakage, 1/8" long life bit (Interchangeable) £1.85

- 3/32" bit £0.45 3/16" bit £0.45 Element £0.95

- STAND, ST3**, High grade base, chrome plated spring, sponges and accommodation for spare bits. £0.95




CJL LTD. P.O. BOX 34, CANTERBURY, CT1 1YT

SAXON

Money saving high performance audio equipment
DIRECT FROM OUR OWN FACTORIES

GUARANTEED TESTED HIGH PERFORMANCE MODULES—now better value than ever

- | | | |
|--|---------------|---|
| SA35 £6-60 35W RMS 25-50V 7 transistors, 7 diodes | Carriage free | ★ 25Hz-25kHz ★ 0.2% distortion ★ Noise—80dB ★ 500mV into 20K |
| SA50 £8-50 50W RMS 25-45V 7 transistors, 7 diodes | Carriage free | ★ 4-16 ohms ★ Simple wiring ★ Short and open circuit proof |
| SA100 £12-50 100W RMS 45-70V 10 transistors, 7 diodes | Carriage free | ★ Continuously rated ★ Top-grade components |
- 120 watt module complete with built-in supply—extra heavy duty £24-75 Carr. 60p**



THE SA100 MODULE

POWER SUPPLIES

| | | | |
|---|---------------------------------|--------------|---------------|
| UNSTABILISED — READY WIRED AND FUSED | | | |
| PU45 | Suits 2 SA35 or 1 SA50 (4 ohm) | £6-50 | Carriage 50p |
| PU70 | Suits 2 SA50 or 2 SA100 (8 ohm) | £9-50 | Carriage 60p |
| STABILISED | | | |
| PS45 | Suits 2 SA35 or 2 SA50 (4 ohm) | £5-50 | Carriage free |
| MT45 | Transformer for above | £3-90 | Carriage 50p |
| PS70 | Suits 2 SA100 | £6-50 | Carriage free |
| MT70 | Transformer for above | £5-50 | Carriage 60p |

N.B. PS70 is not suitable for the SA50

Mk II STEREO DISCO MIXER £29-50 Carr. 50p

This well tried Pre-Amp mixes two decks, handles any ceramic cartridge, and features mic over-ride plus separate full range bass and treble controls on both mic and deck inputs. Ample headphone power is available for P.F.L. May be used for mono and is mains operated. Fitted with sturdy screening case. Controls: Mic vol, bass, treble. Left/Right fade, deck volume, bass, treble, h/phone select, vol, Mains. Size 17½in x 3in x 4in deep.



DISCO MODULE £12-50 Carr. 50p

Thousands sold of this extremely popular mono Pre-Amp. A mic input may be fitted using the VA30 (see below). Low consumption from a 9V battery. Features the same high standards of reproduction as the Stereo version. Controls: H/phone select, vol, Left deck vol, Right deck vol, bass, treble, master vol. Size 12½in x 3in x 2in deep.



3-CHANNEL SOUND-LITE £24-75 Carr. 50p

Only SAXON can supply such incredible value for money. This unit features 3kW power handling, full-wave control, bass, middle, treble AND master controls. Twin loudspeaker jacks for "through" connections. It may be used free standing or will panel mount next to either of the above. Also features unique CUT-BACK circuitry for extra wide range response. Size 12in x 3in x 2½in deep. Professional standards at a price you can afford!




SINGLE CHANNEL VERSION £7-90 Carr. free
High sensitivity, compact, handles 1kW. Full wave operation

Add 8% VAT to all orders

MULTI-PURPOSE MIXERS

M4HL £25-00 Carr. 60p
M6HL £35-00 Carr. 60p
Featuring multiples of our VA30 module, the M4HL and M6HL fulfil the requirements of all clubs, groups, etc. where a high quality mixer is required. Each channel has one high and one low impedance input, plus volume, treble and bass controls. Input impedances may, if required, be easily changed. The M4HL has four channels, and one output, and the M6HL six channels (12 inputs) and a master control and two outputs. Either unit may be used free-standing or panel mounted. These mixers will feed all types of amplifier. Recommended for their versatility and high performance, and excellent value for money.




VA30 CHANNEL MODULE £3-90 Carr. free
This is the basic channel module in the above mixers and may also be used for extra inputs on either the mono or stereo mixers. Fitted with volume, bass and treble controls, requires just a jack and supply (9-100V)

SAXON CSE 100 COMPLETE AMPLIFIER

£39-90 Carr. 60p

100W of speech and music—Two separately controlled inputs. Wide range bass and treble controls. Sturdy and attractive vynide case. Twin outputs. Ideal for groups, discos, etc. Fully tested and guaranteed. 50W version identical in appearance.



CSE 50 £33-00 Carr. 60p

NEW !!

SAXON MULTIMIX 100 £57 Carr. £1-00

100W RMS SLIDER controls PLUS master slider. Wide range bass and treble controls—fantastic value. Ideal for complete Disco's, Groups, Clubs, etc.

SAXON MULTIMIX 50 EXACTLY AS ABOVE £45 BUT 50W RMS

CALLERS AND MAIL ORDER
SAXON ENTERTAINMENTS LIMITED
327-333 WHITEHORSE ROAD • CROYDON CR0 2HS
(Please quote magazine when ordering)

SHOP HOURS 9 a.m. - 5 p.m. LUNCH 12.30 - 1.30 p.m. MAIL ORDER DESK: 10 a.m. - 3 p.m.
24 HOUR ANSWER SERVICE TEL 01 684 6385. TECHNICAL ENQUIRIES 01-684 0098

SEND 15p FOR OUR NEW 26-PAGE MANUAL—full circuits and details.
TERMS OF BUSINESS: C.W.O., C.O.D. or ACCESS (just send in card number). Send 50p. for C.O.D.
Please include S.A.E. with all enquiries.
VAT at 8% must be added to all orders including carriage charges.

RTVC

* COMPLETE STEREO SYSTEM

System 1a. £62.00

40 Watt Amplifier, Viscount III - R102 now 20 watts per channel (40 watts peak).

All systems include:

Viscount III amplifier - volume, bass, treble and balance controls, plus switches for mono/ stereo, on/off function and bass and treble filters. Plus headphone socket.

Specification:

20 watts per channel into 8 ohms 40W peak. Total distortion @ 10W @ 1kHz 0.1%. P.U.1 (for ceramic cartridges) 150mV into 3 Meg. P.U.2 (for magnetic cartridges) 4mV at 1kHz into 47K, equalised within ± 1 dB R.I.A.A. Radio 150mV into 220K. (Sensitivities given at full power). Tape out facilities: headphone socket, power out 250mW per channel. *Tone controls and filter characteristics:* Bass: +12dB to -17dB @ 60Hz. Bass filter: 6dB per octave cut. Treble control: treble +12dB to -12dB @ 15kHz. Treble filter: 12dB per octave. *Signal to noise ratio:* (all controls at max.) -58dB. Crosstalk better than 35dB on all inputs. Overload characteristics better than 26dB on all inputs. Size approx. 13 $\frac{1}{2}$ " x 9" x 3 $\frac{1}{2}$ ".

Garrard SP 25 deck with magnetic cartridge, de luxe plinth and cover.

Two Duo Type IIa matched speakers - Enclosure size approx. 19 $\frac{1}{4}$ " x 9 $\frac{1}{2}$ " x 7 $\frac{1}{4}$ " in simulated teak. Drive unit 13" x 8" with 3" tweeter. 15 watts handling.

Complete System with these speakers £62.00 + £5.50 p & p.

System 2. £82.00

Viscount III amplifier (As System 1a)

Garrard SP 25 deck (As System 1a)

Two Duo Type III matched speakers - Enclosure size approx. 27" x 13" x 11 $\frac{1}{2}$ ". Finished in teak simulate. Drive units 13" x 8" bass driver, and two 3" (approx.) tweeters. 20 watts RMS, 8 ohms frequency range - 20 Hz to 18,000 Hz. Complete System with these speakers £82.00 + £6.50 p & p.



Scotland P & P Surcharge
System 1a £1.75 System 2 £3.50

PRICES: SYSTEM 1a

| | |
|--|----------------------|
| Viscount III R102 amplifier | £27.00 + £1.60 p & p |
| 2 Duo Type IIa speakers | £26.00 + £5.50 p & p |
| Garrard SP 25 with Mag. cartridge de luxe plinth and cover | £21.00 + £2.80 p & p |
| total: | £74.00 |

Available complete for only: £62.00 + £5.50 p & p

PRICES: SYSTEM 2

| | |
|--|----------------------|
| Viscount III R102 amplifier | £27.00 + £1.60 p & p |
| 2 Duo Type III speakers | £39.00 + £6.40 p & p |
| Garrard SP 25 with Mag. cartridge de luxe plinth and cover | £21.00 + £2.80 p & p |
| total: | £87.00 |

Available complete for only: £82.00 + £6.50 p & p

EMI SPEAKERS AT FANTASTIC REDUCTIONS

LE-4 SPEAKERS

Superb performance and beautifully finished in selected teak veneers. A professional standard four-way speaker system giving 25 watts RMS power handling. Bass unit is 14" x 9" with 8" x 5" unit for mid-range and twin 3" high frequency units to give monitor type quality and performance.

Specification - Size 33" x 14" x 16" approx. Impedance 8 ohms. Power handling 25W RMS. (Peak 50 watts.) Frequency range 35 Hz - 20 KHz.

Our Price £29.00
(normally £56.97) + £5 p & p.

EASY TO BUILD SPEAKER KITS

These superb simulated teak-finished speaker kits have been specially designed by RT-VC for the cost-conscious hi-fi enthusiast who wants top quality speakers but doesn't want to spend the earth. Built to EMI's exacting specification, these new RT-VC speaker kits (350 type kit) incorporate 13" x 8" woofer, 3 $\frac{1}{2}$ " tweeter and matching crossover.

Easily put together with just a few basic tools.

Specification (each speaker): Impedance 8 ohms. Power handling 15 watts RMS (30 watts peak). Response 20-20,000Hz. Size 20" x 11" x 9 $\frac{1}{2}$ " approx. Comparable built units (EMI LE3) sold elsewhere for over £45 pair.

£18.95 pair complete

+ £4.50 p & p. Complete with crossover Components and circuit diagram

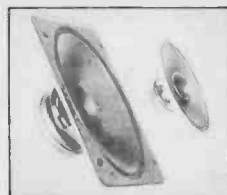


EMI 350 KIT

System consists of a 13" x 8" approx. woofer with a 3" tweeter, crossover components and circuit diagram. Frequency response: 20 Hz to 20 KHz. Power handling 15 watts RMS into 8 ohms. (Peak 30 watts.)

Complete with crossover Components and circuit diagram **£5.50** + £1 p & p.

20 WATT SPEAKER SYSTEM *



System consists of a 13" x 8" (approx.) elliptical woofer unit with a 8" x 5" (approx.) mid-range unit incorporating parasitic tweeter and crossover components and circuit diagram

Technical Specification: Bass Unit: Flux density - 100 K, speech coil - 1 $\frac{1}{2}$ ". Cone. Triple laminated paper with P.V.C. surround. Mid-Range Unit: Flux density - 33 K, speech coil - 1" with parasitic tweeter. Power handling: 20 watts RMS, impedance - 8 ohms, frequency response - 20 Hz to 18,000 Hz.

Our Price £7.50
Complete + £1.35 p & p.


DECCA STEREO AMPLIFIER CHASSIS

Specification: 4+4 watts into 8 ohms. Input Sensitivity 4mV into 47K (for magnetic cartridges). AC Mains only 240V. Controls - volume, bass, treble, on/off, mono/stereo switch. Chassis size 11" x 5 $\frac{1}{2}$ " x 3 $\frac{1}{2}$ " approx.

£5.95 + £1 p & p.



PUSH BUTTON CAR RADIO KIT— THE TOURIST TT*



NO SOLDERING REQUIRED

NOW BUILD YOUR OWN PUSH BUTTON CAR RADIO

Easy to assemble construction kit comprising fully completed and tested printed circuit board on which no soldering is required. All connections are simple push fit type making for easy assembly. Fine tuning push button mechanism is fully built and tested to mate with printed circuit board.

TECHNICAL SPECIFICATION: (1) Output 4 watts RMS output. For 12 volt operation on negative or positive earth. (2) Integrated circuit output stage, pre-built three stage IF Module.

Controls volume manual tuning and five push buttons for station selection, illuminated tuning scale covering full, medium and long wave bands. Size chassis 7" wide 2" high and 4 3/4" deep approx.

£8.00 + 90p p & p. Speaker including baffle and fixing strip £1.65 + 37p p & p. Car Aerial Recommended — fully retractable £1.37 + 32p p & p. The Tourist I Kit For the experienced constructor. If you can solder on a printed circuit board you can build this model. Same technical specification as Tourist TT. **Price £7.00 + 90p p & p**

*STEREO 21 QUALITY SOUND FOR LESS THAN £20.00



Stereo 21, easy to assemble audio system kit. No soldering required.

The unit is finished in white P.V.C. and the acrylic top presents an unusually interesting variation on the modern deck plinth. Includes — BSR 3 speed deck, automatic, manual facilities together with stereo cartridge.

Two speakers with cabinets. Amplifier module. Ready built with control panel, speaker leads and full, easy to follow assembly instructions.

Specifications — For the technically minded. Input sensitivity 600mV. Aux. input sensitivity 120mV. Power output 2.7 watts per channel. Output impedance 8—15 ohms. Stereo headphone socket with automatic speaker cutout. Provision for auxiliary inputs — radio, tape, etc. and outputs for taping discs.

Overall Dimensions. Speakers approx 15 1/2" x 8" x 4". Complete deck and cover in closed position approx. 15 1/2" x 12" x 6".

Complete only £19.95 + £2.60 p & p.

Extras if required. Optional Diamond Stylus £1.37. Specially selected pair of stereo headphones with individual level controls and padded earpieces to give optimum performance. £5.00.

*DISCO AMPLIFIER




Reliant Mk IV Mono Amplifier, ideal for the small disco or house parties. Output 20 watts RMS into 8 ohms (suitable for 15 ohms).

Inputs *4 electrically mixed inputs. *3 individual mixing controls. *Separate bass and treble controls common to all 4 inputs. *Mixer employing F.E.T. (Field Effect Transistors). *Solid State circuitry. *Attractive styling.

INPUT SENSITIVITIES — Input — 1). Crystal mic. guitar or moving coil mic. 2 and 10mV. (Selector switch for desired sensitivity.) — Inputs — 2), 3), 4). Medium output equipment — ceramic cartridge, tuner, tape recorder, organs, etc. — all 250mV sensitivity. AC Mains, 240V operation. Size approx. 12 1/2" x 6" x 3 1/2".


£17.00 + £1.15 p & p.

*8 TRACK HOME CARTRIDGE PLAYER



Elegant self selector push button player for use with your stereo system. Compatible with Viscount III system, Unisound module and the Stereo 21. Technical specification Mains input. 240V. Output sensitivity 125mV. Comparable unit sold elsewhere at £24.00 approx. Yours for only

£12.95 + £1.45 p & p.



BUILD YOUR OWN *STEREO AMPLIFIER

For the man who wants to design his own stereo — here's your chance to start, with Unisound — pre-amp, power amplifier and control panel. No soldering — just simply screw together. 4 watts per channel into 8 ohms. Inputs: 120mV (for ceramic cartridge). The heart of Unisound is high efficiency I.C. monolithic power chips which ensure very low distortion over the audio spectrum. 240V. AC only.

Also available with 2 speakers (7" x 4") £9 + £1.50 p & p. **£7.64 + 90p p & p**

PORTABLE DISCO CONSOLE*



INCORPORATES: Pre-Amp with full mixing facilities, including switched input for mic with volume control, switched input for auxiliary with volume control, bass and treble controls, volume control and blend control for turntables. Two B.S.R. MP60 type single play professional series decks, fitted with crystal cartridges.

TECHNICAL SPECIFICATION:

Pre-amp — Output — 200mV. Auxiliary inputs — 200mV and 750mV into 1 meg. Mic input — 6mV into 100K, 240 volt operation. Turntables capacity — 7", 10" or 12" records. Rumble, wow and flutter Rumble Better than —35dB Wow Better than 0.2% Flutter Better than 0.06% (Gaumont kalee meter). Finish — Satin black mainplate with black turntable mat inlaid with brushed aluminium trim. Tonearm and controls in black and brushed aluminium.

Console size —

Unit Closed — 17 1/2" x 13 1/2" x 8 1/2" (app.) Unit Open — 35 1/2" x 13 1/2" x 4 1/2" (app.) This disco console is ideally matched for the Reliant IV and Disco 50 or any other quality amplifier. The unit is finished in black PVC with contrasting simulated teak edging, diamond spun control knobs with matching control panel.

Yours for only

£49.00 + £5.60 p & p



DO NOT SEND CARD

Just write your order giving your credit card number

Mail orders to Acton. Terms C.W.O. All enquiries stamped addressed envelope. Goods not despatched outside U.K. Leaflets available for all items listed thus * Send stamped addressed envelope. All items subject to availability. Prices correct at 1st March 1975 and subject to change without notice. All prices include V.A.T. at 8% rate.



21D HIGH STREET, ACTON, LONDON W3 6NG
323 EDGWARE ROAD, LONDON W2

Personnal Shoppers EDGWARE RD: 9 a.m.—5.30p.m. Half day Thurs
ACTON: 9.30a.m.—5p.m. Closed all day Wed.



GIRO NO. 331 7056. Access accepted.
C.W.O. only. P. & P. 10p on orders below £5
Discount: £10-10%, £20-15% (except net items)
Export Order enquiries welcome (VAT free)

Official Orders accepted from
Educational & Government Departments
ALL PRICES INCLUDE VAT AT 8%

SPECIAL RESISTOR KITS (Prices include post & packing)

10E12 ½W KIT: 10 of each E12 value, 22 ohms—1M, a total of 570 (CARBON FILM 5%), £3-58 net
10E12 ¼W KIT: 10 of each E12 value, 22 ohms—1M, a total of 570 (CARBON FILM 5%), £3-77 net
25E12 ½W KIT: 25 of each E12 value, 22 ohms—1M, a total of 1425 (CARBON FILM 5%), £8-19 net
25E12 ¼W KIT: 25 of each E12 value, 22 ohms—1M, a total of 1425 (CARBON FILM 5%), £8-28 net
5E12 ½W KIT: 5 of each E12 value, 10 ohms—1M, a total of 305 (METAL FILM 5%), £2-80 net
Due to current world shortages, resistor kits may contain some wattage and value substitutions.

MULLARD POLYESTER CAPACITORS C280 SERIES
250V P.C. Mounting: 0.01µF, 0.015µF, 0.022µF, 0.033µF, 0.047µF, 3µF, 0.068µF, 0.1µF, 4µF, 0.15µF, 4µF, 0.22µF, 5µF, 0.33µF, 8µF, 0.47µF, 9µF, 0.68µF, 12µF, 1µF, 15µF, 1.5µF, 23µF, 2.2µF, 26µF.

MULLARD POLYESTER CAPACITORS C296 SERIES
400V, 0.001µF, 0.0015µF, 0.0022µF, 0.0033µF, 0.0047µF, 2µF, 0.0068µF, 0.01µF, 0.015µF, 0.022µF, 0.033µF, 0.047µF, 0.068µF, 0.1µF, 0.15µF, 6µF, 6µF, 0.22µF, 8µF, 0.33µF, 12µF, 0.47µF, 14µF.

MINIATURE CERAMIC PLATE CAPACITORS
50V (pF) 22, 27, 33, 39, 47, 56, 68, 82, 100, 120, 150, 180, 220, 270, 330, 390, 470, 560, 680, 820, 1K, 1K5, 2K2, 3K3, 4K7, 6K8, (µF) 0.01, 0.015, 0.022, 0.033, 0.047, 2µF, 2µF, 2µF, 2µF, 2µF, 2µF.

POLYSTYRENE CAPACITORS 160V 5%
(pF) 15, 22, 33, 47, 68, 100, 150, 220, 330, 470, 680, 1000, 1500, 2200, 3300, 4700, 6800, 10,000, 4µF.

RESISTORS
CF—High Stab Carbon Film, 5% MF—High Stab Metal Film, 5%.
W. Type Range 1-99 100-499 500-999 1000+ Size mm
½ CF 12-1M 1 0.75 0.60 0.55 2.4x7.5
½ CF 22-2M 1 0.75 0.60 0.55 3.9x10.5
½ CF 22-1M 1 0.75 0.60 0.55 5.5x16
½ MF 10-2M 2 1.54 1.32 1.1 3x7
½ MF 10-2M 2 1.43 1.21 0.99 4.2x10.8
1 MF 10-10M 3 1.98 1.81 1.65 6.6x13
2 MF 10-10M 4.5 3.52 3.08 2.75 8x17.5
For value mixing prices, please refer to our catalogue. (Price in pence each).
VALUES AVAILABLE—E12 Series only. (Net prices above 100.)

PRESET SKELETON POTENTIOMETERS
MINIATURE 0.25W Vertical or horizontal 6p each 1K, 2K2, 4K7, 10K, etc. up to 1M Ω
SUB-MIN 0.05W Vertical, 100 Ω to 220K Ω 5p each.



B. H. COMPONENT FACTORS LTD.

(P.E.), LEIGHTON ELECTRONICS CENTRE,
59 NORTH STREET, LEIGHTON BUZZARD,
LU7 7EG. Tel.: Leighton Buzzard 2316 (Std. Code
0253). CATALOGUE No. 3, 20p.

Miniature Mullard Electrolytics

| | | | |
|-----------|-----|-------------|------|
| 1.0µF 63V | 6µF | 68µF 16V | 6µF |
| 1.5µF 63V | 6µF | 68µF 63V | 12µF |
| 2.2µF 63V | 6µF | 100µF 10V | 6µF |
| 3.3µF 63V | 6µF | 100µF 25V | 6µF |
| 4.0µF 63V | 6µF | 100µF 63V | 14µF |
| 4.7µF 40V | 6µF | 150µF 16V | 6µF |
| 6.8µF 63V | 6µF | 150µF 63V | 15µF |
| 8.0µF 40V | 6µF | 220µF 6-4V | 6µF |
| 10µF 16V | 6µF | 220µF 10V | 6µF |
| 10µF 25V | 6µF | 220µF 16V | 6µF |
| 10µF 63V | 6µF | 220µF 63V | 21µF |
| 15µF 16V | 6µF | 330µF 16V | 12µF |
| 15µF 63V | 6µF | 330µF 63V | 25µF |
| 16µF 40V | 6µF | 470µF 6-4 | 9µF |
| 22µF 25V | 6µF | 470µF 40V | 20µF |
| 22µF 63V | 6µF | 680µF 16V | 15µF |
| 33µF 16V | 6µF | 680µF 40V | 25µF |
| 33µF 63V | 6µF | 1000µF 16V | 20µF |
| 33µF 40V | 6µF | 1000µF 25V | 25µF |
| 32µF 63V | 6µF | 1500µF 6-4V | 15µF |
| 47µF 10V | 6µF | 1500µF 16V | 25µF |
| 47µF 25V | 6µF | 2200µF 10V | 25µF |
| 47µF 63V | 6µF | 3300µF 6-4V | 26µF |

VEROBOARD 0-1 0-15

| | |
|------------------|---------|
| 2½ x 5" | 36p 36p |
| 2½ x 3½" | 33p 25p |
| 3½ x 5" | 42p 46p |
| 3½ x 3½" | 36p 36p |
| 2½ x 5" (Plain) | 9p 9p |
| 2½ x 3½" (Plain) | — 19p |
| 5 x 3½" (Plain) | — 29p |
| Insertion tool | 73p 73p |
| Track Cutter | 56p 56p |
| Pins, Kit: 25 | 22p 22p |

TRANSISTORS

| | |
|------------|------------|
| AC127 16p | BC212L 12p |
| AC128 22p | BC113L 12p |
| BC107 11p | BC214L 17p |
| BC108 12p | OC44 18p |
| BC109 13p | OC71 13p |
| BC148 12p | OC81 16p |
| BC149 12p | OC170 23p |
| BC182L 12p | T1543 33p |
| BC183L 12p | 2N2926 11p |
| BC184L 13p | 2N3702 11p |

POTENTIOMETERS
Carbon Track 5K Ω to 2M Ω, log or lin (and 1K lin). Single, 16p Dual Gang 46p. Log single with switch 26p. Slider Pots. 10K, 100K, 500K, semi log 30mm, 34p. 45mm, 47p. 60mm, 55p.

DIODES

| | | |
|------------|----------------|-----|
| IN4001 6µF | Din 2 Pin | 12p |
| IN4002 7µF | 3 Pin | 13p |
| IN4003 9µF | 5 Pin 180° | 16p |
| IN4400 9µF | Std. Jack | 20p |
| IN4005 12p | 2.5mm Jack | 13p |
| IN4006 14p | Phone | 6p |
| IN914 1p | SOCKETS | |
| IN916 7p | Din 2 Pin | 10p |
| BA100 10p | 3 Pin | 10p |
| OA5 42p | 5 Pin 180° | 12p |
| OA47 9p | Std. Jack | 15p |
| OA81 11p | 2.5mm Jack | 13p |
| OA200 8p | Phone | 6p |

ELECTROLYTIC CAPACITORS. Tubular & Large Cans
(µF/V): 1/25, 2/25, 4/25, 4/7.10, 5/25, 8/25, 10/10, 10/50, 10/100, 10/225, 6µF/50, 6µF/50, 8µF/100, 50/25, 11p, 250/50, 18p, 500/10, 11p, 500/25, 15p, 500/50, 18p, 1000/10, 15p, 1000/25, 22p, 1000/50, 40p, 2000/10, 20p, 1000/100, 8p, 2000/25, 30p, 2000/100, 93p, 2500/25, 38p, 2500/50, 61p, 5000/25, 65p, 5000/50, £1.08.

HI-VOLT: 4/350, 14p, 8/350, 19p, 100/100, 20p, 16/350, 22p, 16/450, 23p, 32/350, 33p, 50/250, 20p, 100/250, 30p.

METALLISED PAPER CAPACITORS
250V: 0.05µF, 0.1µF, 6p, 0.25, 6p, 0.5µF, 7µF, 1µF, 9p, 500V: 0.025, 0.05, 6p, 0.1, 6p, 0.25, 7µF, 0.5, 9p, 1000V: 0.01, 0.025, 0.05, 6p, 0.1, 15p, 0.22, 23p, 0.47, 34p.

PLEASE NOTE OUR NEW ADDRESS.
Our New Electronics Centre is now open in Leighton Buzzard and all callers are welcome. As well as our normal stock of over 2,000 products we have a large range of surplus bargains and calculators, etc. Open 6 days. 9-12.30, 1.30-5 p.m.

NEW KIT
5E12 ½W Metal Film.
5 each value 10 Ω-1M.
Total of 305 £3-25

MULTIMETER U4323
22 Ranges plus AF/IF Oscillator to 20,000 Ω/Volt.
Vdc—0.5—1000V in 7 ranges
Vac—2.5—1000V in 6 ranges
Idc—0.05—500mA in 5 ranges
Resistance—5 Ω—1M Ω in 4 ranges.
Accuracy—5% of F.S.D.
OSCILLATOR—1 KHz and 465KHz (A, M.) at approx. 1 Volt.
Size—160 x 97 x 40mm.
Supplied complete with carrying case, test leads and battery.
PRICE £8-30 net P. & P. 25p.




U4323

MULTIMETER U4341
27 Ranges plus Transistor Tester, 16,700 Ω/Volt. Overload protected.
Vdc—0.3—900V in 8 ranges.
Vac—1.5—750V in 6 ranges.
Idc—0.06—600mA in 5 ranges.
Iac—0.3—300mA in 4 ranges.
Resistance—2K Ω—2M Ω in 4 ranges. Accuracy—dc—2½%, ac—4% of F.S.D.
hfe—10—350 in 2 ranges.
Size—115 x 215 x 90mm.
Complete with steel carrying case, test leads, and battery.
PRICE £11-30 net P. & P. 30p.



U4341

MULTIMETER U4324
34 Ranges. High sensitivity. 20,000 Ω/Volt. Overload protected.
Vdc—0.6—1200V in 9 ranges.
Iac—0—900V in 8 ranges.
Idc—0.06—3A in 6 ranges.
Iac—0.3—3A in 5 ranges.
Resistance—25 Ω—5M Ω in 5 ranges.
Accuracy—dc and R—2½% of F.S.D. ac and db—4% of F.S.D.
Size—167 x 98 x 63mm.
Supplied complete with storage case, test leads, spare diode, and battery.
PRICE £9-95 net P. & P. 25p.



U4324

MULTIMETER U4313
33 ranges. Knife edge with mirror scale. 20,000 Ω/Volt. High accuracy. mVdc—75mV.
Vdc—1.5—600V in 9 ranges.
Iac—1.5—600V in 9 ranges.
Idc—60—120 microamps in 2
Iac—0—1500mA in 6 ranges.
Resistance—1K Ω—1M Ω in 4 ranges. db scale—10 to +12db.
Accuracy—dc—1½%, ac—2½%
Size—115 x 215 x 90mm.
Complete with steel carrying case, test leads, and battery.
PRICE £13-40 net P. & P. 30p.



U4313

NEW CAPACITOR KITS
C280 Kit—PC Mounting polyester 250V. 5 of each value: 0.01 0.022, 0.047, 0.1, 0.22µF. 2 of 0.47, 1µF. £1-30 net.
C296 Kit—Tubular polyester, 400V. 5 of each value: 0.01, 0.022, 0.047, 0.1, 0.22µF. 2 of 0.47µF. £1-30 net.
Ceramic Kit—square plaquette 50V. 5 each value: 22, 33, 47, 100, 220, 330, 470, 1000pF, 2200, 4700pF, 0.1µF. £1-30 net.
250V Paper Kit—Tubular metal case. 3 of each value: 0.05, 0.1, 0.25, 0.5, 1µF. 90p net.
500V Paper Kit—Tubular metal case. 3 of each value: 0.025, 0.05, 0.1, 0.25, 0.5µF. 90p net.
1000V Paper Kit—Tubular metal case. 3 each value: 0.01, 0.025, 0.05, 0.1µF. £1-10 net.

5-DeC £2-14
T-DeC £2-92
mDeC "A" £4-30
mDeC "B" £7-53
2 DeC £4-72

ANTEX

| | |
|--------|-------|
| CEN240 | £2-43 |
| CN240 | £2-01 |
| X25 | £2-01 |

MULTIMETER U435
32 ranges. High sensitivity. 20,000 Ω/Volt. Vdc—75mV—1000V in 8 ranges. Vdc—2.5—1000V in 7 ranges. Idc—0.001—2.5A in 6 ranges. Iac—0.005—2.5A in 5 ranges. Resistance—3-300K in 3 ranges. Capacitance scales 0.05µF. Accuracy—dc and R—2½% of F.S.D. ac and C—4% of F.S.D.
Size—205 x 110 x 84mm.
Complete with steel carrying case, test leads and battery.
PRICE £9-45 net P. & P. 25p.



INVERTORS

| | |
|--------------------------------------|---------------------------------|
| 240V—50Hz from your 12V car battery. | 150W—£18-30 + 80p p & p |
| 25W—£3-90 + 30p p & p | 30W (12V)—£28-80 + £1-05 p & p |
| 40W—£6-80 + 55p p & p | 300W (24V)—£22-70 + £1-05 p & p |
| 75W—£9-96 + 75p p & p | |

All above inverters are in kit form but may be purchased built up and ready for use. Price list on receipt of stamped addressed envelope.

P.W. AUTOMATIC EMERGENCY SUPPLY
250V—50Hz—150W inverter with built in battery charger, in event of power failure switches over automatically from battery charging to inverter operation. Cct. as appeared in Dec. 73 P.W. Complete kit of parts (excluding meter) £22-50 + £1-10 p & p

COMPLETE FLUORESCENT LIGHT INVERTOR KIT
8W—12V—Fluorescent light, suitable for tents, caravans, houses, boats and secondary lighting for factories, hotels etc. 12in—8W £2-90 + 25p p & p. 21in—13W £3-30 + 30p p & p.

TRANSFORMERS AND COILS
Both high volume and small order capacity available for Mains, R.F., and I.F. Transformers. Before you buy elsewhere let us quote you and see what you save. V.A.T. at 8% included.

TRADE AND EXPORT ENQUIRIES WELCOME

ASTRO ELECTRONICS, 10A SPRINGBANK ROAD, CHESTERFIELD, DERBS.

'CUB' MINI-BLOWTORCH
up to 2,500°F

Vest pocket size, yet will braze, silver-solder small jewellery items, etc. soft solder, strip paint, putty, burn-off oiled spark plugs, etc. Burns up to 1 hr on tiny gas cylinder. Complete with 2 cylinders and Instruction book.

£2-92 inc. VAT, P. & P. (extra cylinders 80p per 2)
1010 Soft-solder bit for Cub 82p inc.

'CRAFTSMAN'S' TORCHES
up to 6,000°F

A range of mini-torches for all gases, incl. Oxy/Acetylene. Operate from standard gas cyls. or our own mini-packs, for all ultra-fine welding, brazing, fusion or cutting, incl. steel, glass, ceramics, in labs. or workshops. 0-002-in. capacity. Send for leaflet and price list.

MICROFLAME (UK) LIMITED
'Freeport', Rickinghall, Diss, Norfolk, LP22 1BR. Tel. Botesdale (037-989) 555

Sinclair Project 80



For elegant, versatile, stereo hi-fi systems designed and built by you!

Until recently, if you wanted a first-class hi-fi system you had two ways to get it.

You could buy the individual electronic components and build a system from scratch. If you were an electronics genius – fine.

Or you had to buy ready-made units. Expensive – and dull. About the only creative pleasure you'd get would be matching your amp and your speakers, or making your speaker enclosures.

So what's new?

A comprehensive hi-fi system, combining the enjoyment and satisfaction of build-it-yourself (without too much struggle) ... a real value-for-money feeling ... and results of the highest quality.

It's the new Sinclair Project 80.

How does Sinclair Project 80 work?

Project 80 is a comprehensive set of hi-fi modules, or sub-assemblies. Amps ... pre-amps ... FM tuner ... stereo decoder ... control units ... everything you need to assemble hi-fi units. They're all designed to look alike and they're all completely compatible with each other. Simply decide on the specifications of the unit you want to build ... buy the necessary modules ... connect them ... and house them.

No need to buy everything at once for your eventual set-up. All the modules are designed so that you can add to them as your system grows – whether or not it's based on Project 80.

This applies to refinements, like filters ... to up-grading, adding a second set of amps, say, for greater output ... or to real innovation, like quad. (Add a Project 80 quad decoder, a power supply, a pair of amps, and a pair of speakers – and your stereo's gone quad.)

Is it difficult to build?

Not at all. The modules are complete in themselves. All you do is connect them to your turntable ... your speakers ... or to each other. It's absorbing, but if you can solder wires to a 5-pin DIN plug, you can build a complete system with Project 80.


And if you're not so hot with a soldering iron? Use Project 805. Project 805 uses Project 80 modules, but provides special clip-on tagged wire connections – absolutely no soldering required.

And, of course, both Project 80 and Project 805 come complete with instructions for easy, step-by-step assembly. But if you do run into problems, just call our Consumer Advisory Service who are always happy to help.


OK. Where do I go from here?

Over the page! There you'll see for yourself the exacting specifications to which Sinclair Project 80 modules are made, and you'll see some suggested systems.

As you skim the suggestions, remember all Project 80 modules are backed by the remarkable no-quibble Sinclair guarantee. Should any defect arise from normal use within a year, we'll service the modules free of charge. What could be fairer than that?



Choose the Project 80 modules that are right for you.



Project 80 pre-amp/control unit

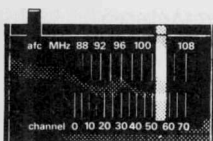
The control centre of Project 80. With its distinctive white-on-matt-black styling and plastic control sliders, it's a pleasure to look at, as well as to use.

Specification

(9 1/4 in x 2 in x 1 1/4 in.) Separate slider controls on each channel for treble, bass and volume. Inputs: PU magnetic - 3 mV (RIAA corrected), ceramic - 350 mV;

Radio 100 mV, Tape 30 mV. S/N ratio: 60 dB. Frequency range: 20 Hz to 15 kHz \pm 1 dB. Outputs: 100 mV and tape plus AB monitoring. Press buttons for PU, radio and tape. Operating voltage: 20 V - 35 V.

Price: £13.95 + VAT



Project 80 FM tuner

Excellent reception from a tuner only 3 1/2 in long x 3/4 in deep! Styled to match Project 80 control unit.


Specification

(3 1/2 in x 2 in x 3/4 in.) Tunes 87.5 MHz to 108 MHz. Detector: IC balanced

coincidence (IC equivalent to 26 transistors). Distortion: 0.3% at 1 kHz for 30% modulation.

Sensitivity: 5 μ V for 30 dB signal to noise. Output: 100 mV for 30% modulation. Aerial imp: 75 Ω or 240-300 Ω . Features: dual Varicap tuning, 4-pole ceramic filter, switchable AFC. Operating voltage: 23 V - 30 V.

Price: £13.95 + VAT



Project 80 stereo decoder


Designed for use with Project 80 FM tuner. Sold separately to

keep down the price of a mono FM system, but also to make the stereo decoder available for use with existing mono FM tuners.

Specification

(1 1/2 in x 2 in x 1 1/4 in.) 1 IC equivalent to 19 transistors. LED stereo indicator glows red.

Price: £8.95 + VAT




Project 80 active filter unit

Eliminates scratch and rumble (high and low-frequency noise).

Specification

(4 1/4 in x 2 in x 1 1/4 in.) Voltage gain: -0.2 dB. Frequency response: filter at zero: 36 Hz - 22 kHz, HF (scratch) out: variable 22 kHz to 5.5 kHz, 12 dB/octave slope, LF (rumble) out: -28 dB at 28 Hz, 9 dB/octave slope.

Price: £7.45 + VAT



Project 80 power amplifiers

Two different amplifiers, designed to be used separately or combined, with Project 80 modules or as add-ons to existing equipment. Protected against short circuits and damage from mis-use.

Z40 Specification

(2 1/4 in x 3 in x 1 1/4 in.) 8 transistors. Input sensitivity: 100 mV. Output: 12 W RMS continuous into 8 Ω (35 V). Frequency response: 30 Hz - 100 kHz \pm 3 dB. S/N ratio: 64 dB. Distortion: 0.1%


at 10 W into 8 Ω at 1 kHz. Voltage requirements: 12 V - 35 V. Load imp: 4 Ω - 15 Ω , safe on open circuit. Protected against short circuit.

Price: £5.95 + VAT

Z60 Specification

(2 1/4 in x 3 3/4 in x 1 1/4 in.) 12 transistors. Input sensitivity: 100 mV - 250 mV. Output: 25 W RMS continuous into 8 Ω (50 V). Frequency response: 10 Hz to more than 200 kHz \pm 3 dB. S/N ratio: better than 70 dB. Distortion: less than 0.1% at 12 W into 4 Ω at 1 kHz. Voltage requirements: 12 V - 50 V. Load imp: 4 Ω min, max safe on open circuit. Protected against short circuit.

Price: £7.45 + VAT



Power supply units

Range of power supply units to match desired specification of final system.

PZ5 Specification

Unstabilised 30 V output. Including mains transformer.

Price: £5.95 + VAT

PZ6 Specification


Stabilised 35 V output. Including mains transformer.

Price: £8.95 + VAT

PZ8 Specification

Stabilised Output adjustable from 20 V to 60 V approx. Re-entrant current limiting makes damage from overload or even shorting virtually impossible. Without mains transformer.

Price: £8.45 + VAT



Project 80 SQ quadraphonic decoder

Combines with and exactly matches Project 80 control unit for true quadraphonics. This unit is based on the CBS SQ system and is a complete quadraphonic decoder, rear channel pre-amp and control unit.

Specification


(9 1/4 in x 2 in x 1 1/4 in.) Connects with tape socket on Project 80

control unit or similar facility on any stereo amplifier. Separate slider controls on each channel for treble, bass and volume.

Frequency response: 15 Hz to 25 kHz \pm 3 dB. Distortion: 0.1%. S/N ratio: 58 dB. Rated output: 100 mV. Phase shift network: 90 \pm 10 - 100 Hz to 10 kHz.

Price: £18.95 + VAT

Some system suggestions from Sinclair



Project 805 amplifier kit

Contains following Project 80 units:

Project 80 control unit
2 x Z40 power amplifier modules
1 x PZ5 power supply unit
Masterlink unit
On/off switch
plus pre-cut wiring loom with clip-on tagged wire connections, nuts and bolts, instruction manual.

Price: £39.95 + VAT



Project 805Q quadraphonic add-on kit

Converts your existing stereo hi-fi system to quad using solderless connections.

Contains following Project 80 units:

Project 80 SQ quad decoder/rear channel pre-amp and control unit
2 x Z40 power amps
PZ5 power supply unit
Masterlink unit
On/off switch
plus pre-cut wiring loom with clip-on tagged wire connections, nuts and bolts, instruction manual.

Price: £44.95 + VAT

1. Quadraphonic system: 25 W per channel RMS

Pre-amp/control unit + quadraphonic decoder + 4 x Z60 amps + 2 x PZ8 mains power supplies + (2 x mains transformers) + (4 x equivalent speakers) + (turntable).
Total Project 80 cost: £79.60 + VAT.

2. Stereo amplifier: 12 W per channel RMS

Pre-amp/control unit + 2 x Z40 amps + PZ6 power supply + 2 x Q16 speakers. Total Project 80 cost: £52.70 + VAT.

3. Stereo tuner/amplifier: 12 W per channel RMS

Pre-amp/control unit + FM tuner + stereo decoder + 2 x Z40 amps + PZ6 power supply + 2 x Q16 speakers. Total Project 80 cost: £75.60 + VAT.

Other applications

4. PA system

(Mic) + pre-amp/control unit + Z40 amp + PZ6 power supply + 2 x Q16 speakers. Total Project 80 cost: £46.75 + VAT.

5. Convert existing mono record-player to stereo

Pre-amp/control unit + Z40 amp + Q16 speaker. Total Project 80 cost: £28.25 + VAT.


What more can we tell you?

The basic facts are covered on these two pages. And you'll find Project 80 at stores like Laskys and Henry's.

But before you look, why not get really detailed information? Clip the FREEPOST coupon for the fully-illustrated Project 80 folder – today!

Sinclair Radionics Ltd,
London Road, St Ives, Huntingdon, Cambs., PE17 4HJ.
Telephone: St Ives (0480) 64646.

sinclair



Sinclair Q16 speaker

Original and uniquely designed speaker of outstanding quality.

Specification

(10 3/8 in square x 4 1/2 in deep.)
Pedestal base. All-over black front. Teak surround. Balanced sealed sound chamber. Special driver assembly. Frequency response: 60 Hz to 16 kHz.
Power handling: up to 14 W RMS.
Impedance: 8 Ω

Price: £8.95 + VAT

Sinclair Project 80
a new concept in expandable hi-fi

Project 80 Stereo decoder

Q16 Speaker

Sinclair Micromatic

To: Sinclair Radionics Ltd, FREEPOST, St Ives, Huntingdon, Cambs., PE17 4BR.

Please send me, by return post, a copy of the fully-illustrated Project 80 folder.

Name _____

Address _____

Please print FREEPOST – no stamp needed PE5

ERSIN




5 CORE SOLDER

for fast easy reliable soldering
EASY TO USE DISPENSERS AND REELS
IDEAL FOR HOME CONSTRUCTORS

Ersin Multicore Solder contains 5 cores of non-corrosive flux instantly cleaning heavily oxidised surfaces. No extra flux is required.

SAVBIT handy solder dispenser



A coil of Ersin Multicore Savbit Solder in a dispenser 7ft 6 in of 18 s.w.g. (2.2 metres of 1.22mm). The Solder that reduces the wear of soldering iron bits.

Size 5 32p

SAVBIT solder for general purpose work

A handy plastic reel of SAVBIT alloy. 63ft of 18 s.w.g. (19.2 metres of 1.22mm)



Size 12 £1.72

ALU-SOL for soldering aluminium

New Multicore Alu-sol flux-cored solder in 16 s.w.g. No extra flux needed. Plastic reel holds 36ft. Supplied with full instructions. Also available in solder dispenser.



Size 4 £2.32

Fine gauge solder for soldering small components

Fine gauge solder for soldering small components 138ft of 22 s.w.g. (42.0 metres of 0.71mm) Ersin Multicore 5 core solder wound on a plastic reel. Suitable for intricate work and small components.



Size 10 £1.44

For soldering fine joints

Dispensers of Ersin Multicore Solder make those small jobs easier. 21ft of 22 s.w.g. (6.4 metres of 0.71mm) solder, specially suitable for soldering fine wires, small components and for repairing printed circuits.



Size 15 36p

Or size 19A for kit wiring or Radio and T.V. repairs 7ft. (2.1 metres) of 18 s.w.g. (1.22mm) Ersin Multicore Solder.

Size 19A 34p

NEW BIB WIRE STRIPPER & CUTTER



Fitted with unique 8 gauge selector with handle locking device and easy grip handles. Spring incorporated for automatic opening. Strips insulation from flex and cables in seconds and can also be used as a cutter.

Model 8B.80p

NEW SOLDER WICK



Absorbs solder instantly, from tags and printed circuits. Only needs 40 to 50 Watt soldering iron. Quick and easy to use. Does not need flux and is non-corrosive.

Size 18 90p

Bib Hi-Fi Accessories Limited, Sole U.K. Sales Concessionaires. P.O. Box 78 Hemel Hempstead, Herts. HP2 4RH

Prices shown are recommended retail excluding V.A.T. From Electrical and Hardware Shops. If unobtainable, send 15p P&P. Prices and specifications subject to change without notice.

110 OPERATIONAL AMPLIFIER-PROJECTS FOR THE HOME CONSTRUCTOR

by R. M. Marston Price £1.90

THE AUDIO HANDBOOK by G. J. King. Price £5.25.

COLOUR T.V. SERVICING by G. J. King. Price £4.65.

THE RADIO AMATEUR'S HANDBOOK 1975 by A.R.R.L. Price £3.50.

AN INTRODUCTION TO DIGITAL LOGIC by A. Potton. Price £3.15.

ELECTRONICS SELF-TAUGHT WITH EXPERIMENTS AND PROJECTS by J. Ashe. Price £2.05.

BASIC ELECTRONICS PROBLEMS SOLVED by D. A. Smith. Price £1.80.

WORKING WITH THE OSCILLOSCOPE by A. C. W. Saunders. Price £1.70.

TOWERS' INTERNATIONAL TRANSISTOR SELECTOR by T. D. Towers. Price £3.20.

★ PRICE INCLUDES POSTAGE ★

THE MODERN BOOK CO.

BRITAIN'S LARGEST STOCKIST of British and American Technical Books

19-21 PRAED STREET LONDON W2 1NP

Phone 01-723 4185
 Closed Saturday 1 p.m.

VEROSTRIP


LENGTH 8.5"



WIDTH 1.5"

Available from your Local Retailer

0.1 and 0.15 pitch Vero Strip is suitable for all applications where Tag Boards can be used.



VERO ELECTRONICS LTD INDUSTRIAL ESTATE CHANDLERS FORD HANTS

CONSTRUCTIONAL KITS

In stock:

- Mullard CCTV Camera, P.E.
- CCTV Camera, P.W. Tele-Tennis.
- Crofton UHF Modulator, Crofton VHF Modulator, Electronic Dice (Ready Assembled) in attractive case.
- P.W. Electronic Organ Kit.

Further kits will be added to the range. Kits are complete, down to the last nut, including attractively finished ready drilled, painted and silk screened panels. A FREE get-you-going technical Back-up service is available.

A P.C.B. service is available for any published design at competitive prices.

As well as holding large stocks of electronic components we are also importing a range of competitive products such as Stereo Headphones, telephone desk amplifiers, Stereo 8 track head cleaner and demagnetizers, Mini drills, etc.

Full list send 10p. stamp on large envelope. Alternatively, call in for a demonstration of any kit.

GROFTON ELECTRONICS

124 Colne Road, Twickenham Middlesex TW2 6QS
 Telephone 01-898 1569
 Telex 934642 Cadanac LDN




ALL MAIL ORDER BY RETURN. C.O.D. SERVICE WELCOME

C.T. ELECTRONICS

VAT
Unless otherwise stated all prices are EXCLUSIVE OF VAT. Please add 8% to all orders. Carriage, orders under £5 plus 20p. Over £5 post free.

All mail order and enquiries to 270 Acton Lane, Chiswick W4 5DG. Tel. 01-994 6275

SEMICONDUCTORS

| | | | | |
|-----------|--------------|---------------------|--------------|-----------------|
| AC107 35p | BCY38 65p | MPF104 (2N5458) 35p | TIP242 85p | 2N2907 25p |
| AC125 25p | BCY39 £1-00 | MPF105 (2N4559) 40p | TIP292 60p | 2N2925 12p |
| AC126 25p | BCY35 £1-50 | MPF106 (2N4559) 40p | TIP30C 72p | 2N3053 25p |
| AC127 27p | BCY70 22p | 0A47 10p | TIP31C 80p | 2N3054 65p |
| AC128 25p | BCY71 22p | 0A70 10p | TIP32C £1-00 | 2N3055 50p |
| AC165 25p | BCY72 22p | 0A70 10p | TIP33C £1-20 | 2N3232 70p |
| AC168 30p | BD121 75p | 0A79 10p | TIP34C £1-80 | 2N3252 95p |
| AC176 25p | BD123 75p | 0A81 10p | TIP35C £3-00 | 2N3643 30p |
| AC188 30p | BD124 65p | 0A90 10p | TIP36C £3-75 | 2N3702 14p |
| AC197 30p | BD125 75p | 0A91 10p | TIP40C 90p | 2N3703 12p |
| AC210 30p | BD132 50p | 0A91 10p | TIP42C £1-00 | 2N3704 12p |
| AC211 30p | BD133 50p | 0A91 10p | T1550 40p | 2N3705 12p |
| AC212 30p | BD153 75p | 0A200 10p | 2TX107 15p | 2N3706 12p |
| AD140 60p | BD156 75p | 0A210 35p | ZTX300 15p | 2N3707 12p |
| AD142 50p | BDY11 £1-40 | 0A211 35p | ZTX500 16p | 2N3708 12p |
| AD149 60p | BDY17 £1-80 | OC16 90p | ZTX501 20p | 2N3709 12p |
| AD161 44p | BDY19 £1-95 | OC19 19p | ZTX504 50p | 2N3771 £1-70 |
| AD162 44p | BDY20 £1-40 | OC22 85p | ZTX505 25p | 2N3772 £2-00 |
| AF114 25p | BF152 20p | OC26 65p | IN514 8p | 2N3818 35p |
| AF115 25p | BF194 14p | OC28 60p | IN514 8p | 2N3822 55p |
| AF116 25p | BF195 15p | OC35 60p | IN916 8p | 2N3866 85p |
| AF117 25p | BF196 15p | OC36 65p | IN4001 8p | 2N3904 22p |
| AF118 60p | BF197 20p | OC42 40p | IN4002 9p | 2N3905 25p |
| AS221 60p | BF220 30p | OC44 20p | IN4003 9p | 2N4058 12p |
| BSY28 20p | BF220 30p | OC45 25p | IN4004 16p | 2N4059 12p |
| BA102 35p | BFX29 30p | OC70 15p | IN4005 12p | 2N4060 12p |
| BA112 50p | BFX34 30p | OC71 12p | IN4006 14p | 2N4061 12p |
| BA114 16p | BFX65 30p | OC72 20p | IN4007 18p | 2N4126 17p |
| BA156 15p | BFX86 30p | OC75 25p | IN4148 7p | 2N4286 15p |
| BC107 12p | BFX88 30p | OC77 40p | 2N696 25p | 2N4287 15p |
| BC108 12p | BFY10 35p | OC81 25p | 2N697 20p | 2N4288 15p |
| BC109 14p | BFY44 50p | OC83 25p | 2N698 25p | 2N4289 15p |
| BC113 15p | BFY52 25p | OC84 25p | 2N706 12p | 2N4290 15p |
| BC115 15p | BFY53 25p | OC84 25p | 2N706A 15p | 2N4444 £1-90 |
| BC116 16p | BFY54 25p | OC84 25p | 2N708 15p | 2N4871 35p |
| BC117 20p | BFY90 65p | OC139 30p | 2N930 20p | 2N4903 £1-10 |
| VC116 11p | BSW63 85p | OC170 25p | 2N1132 25p | 2N5069 £1-10 |
| BC147 11p | BSW68 90p | OC211 30p | 2N1302 16p | 2N5191 86p |
| BC148 11p | BSW83 85p | OC200 60p | 2N1303 18p | 2N5194 £1-10 |
| BC149 11p | BSW88 90p | OC201 60p | 2N1304 25p | 40360 50p |
| BC153 15p | BY127 20p | OC202 75p | 2N1305 25p | 40361 50p |
| BC154 15p | BY129 20p | TIP29A 45p | 2N1306 25p | 40362 50p |
| BC158 15p | IS100 15p | TIP30 55p | 2N1307 25p | 40669 90p |
| BC169 15p | IS103 15p | TIP31A 57p | 2N1308 25p | 40673 70p |
| BC182 12p | MJ340 50p | TIP32A 89p | 2N1309 25p | DS151 £1-00 |
| BC183 12p | MJ481 95p | TIP33A £1-00 | 2N1313 25p | Microwave Diode |
| BC184 14p | MJ2801 £1-25 | TIP34A £1-40 | 2N1711 25p | |
| BC186 25p | MJ304 45p | TIP35A £3-50 | 2N1712 70p | |
| BC212 16p | MJ330 50p | TIP36A £3-50 | 2N2147 70p | |
| BC213 14p | MJ370 75p | TIP42A 55p | 2N2160 65p | |
| BC214 14p | MJ371 90p | TIP42B 70p | 2N2171 25p | |
| BC301 25p | MJE255 £1-20 | TIP29B 54p | 2N218 25p | |
| BC302 35p | MJE305 75p | TIP30B 60p | 2N2219 25p | |
| BC303 40p | MM1913 45p | TIP31B 65p | 2N2222 20p | |
| BCY30 40p | MPF102 45p | TIP32B 77p | 2N2224 25p | |
| BCY31 50p | MPF103 45p | TIP33B £1-06 | 2N2306 70p | |
| BCY32 60p | MPF104 50p | TIP34B £1-06 | 2N2477 30p | |
| BCY34 95p | (2N5457) 35p | TIP35B £2-71 | 2N2840 50p | |
| | | TIP36B £3-50 | 2N2846 £1-50 | |
| | | TIP41B 79p | 2N2904 25p | |
| | | | 2N2906 25p | |

QTY. DISCOUNTS 12 + 10%; 25 + 15%; 100 + 20%

DIGITAL INTEGRATED CIRCUITS

| | | | | |
|------------|--------------|----------------|---------------|---------------|
| SN7400 18p | SN7428 50p | SN7473 40p | SN74107 55p | SN74170 80p |
| SN7401 18p | SN7430 20p | SN7474 40p | SN74171 80p | SN74172 £1-90 |
| SN7402 20p | SN7432 42p | SN7475 55p | SN74172 65p | SN74173 £1-80 |
| SN7403 20p | SN7433 70p | SN7476 45p | SN74122 £1-35 | SN74174 £1-80 |
| SN7404 20p | SN7437 50p | SN7480 80p | SN74123 £2-00 | SN74180 £1-55 |
| SN7405 20p | SN7438 50p | SN7481 £1-25 | SN74141 £1-00 | SN74181 £6-00 |
| SN7406 30p | SN7440 20p | SN7482 87p | SN74145 £1-00 | SN74182 £2-00 |
| SN7407 30p | SN7441AN 75p | SN7483 £1-00 | SN74150 £1-35 | SN74183 £2-40 |
| SN7408 20p | SN7442 75p | SN7484 90p | SN74151 £1-10 | SN74184 £2-40 |
| SN7409 40p | SN7443 £1-00 | SN7486 45p | SN74152 £1-35 | SN74190 £1-95 |
| SN7410 18p | SN7445 £1-70 | SN7490 75p | SN74154 £2-00 | SN74191 £1-95 |
| SN7411 25p | SN7446 £2-00 | SN7491AN £1-00 | SN74155 £1-55 | SN74192 £2-00 |
| SN7412 22p | SN7447 £1-50 | SN7492 75p | SN74156 £1-35 | SN74193 £2-00 |
| SN7413 40p | SN7448 £1-75 | SN7493 75p | SN74157 £1-80 | SN74194 £2-50 |
| SN7416 30p | SN7450 20p | SN7494 80p | SN74160 £1-60 | SN74195 £1-85 |
| SN7417 30p | SN7451 20p | SN7495 80p | SN74161 £1-60 | SN74196 £1-50 |
| SN7420 20p | SN7453 20p | SN7496 £1-00 | SN74162 £1-60 | SN74197 £1-50 |
| SN7422 30p | SN7454 20p | SN7497 £2-25 | SN74163 £3-40 | SN74198 £3-00 |
| SN7423 38p | SN7460 20p | SN7498 £1-00 | SN74164 £2-75 | SN74199 £2-00 |
| SN7425 38p | SN7470 30p | SN7499 £1-45 | SN74165 £2-00 | |
| SN7427 42p | SN7472 30p | SN7499 £1-45 | SN74166 £2-00 | |

★ ★ SPECIAL OFFERS ★ ★

MULTICORE CABLE. 25-way, individually screened, 14/0076. £1.00 per yard + VAT. Postage by weight.

1MMH 19in RACKING CABINETS. 13½in high, 22in wide, 13in deep. Brand new. £10-00 each + VAT. Carriage £1-00.

SIEMENS CONTACTORS. Over 1,000 in stock. All types. Phone or write for details.

METAL OXIDE RESISTORS TR4/5/6 in stock. All Values. 1-off price 3p each. Discount on quantity

10 TURN TRIMPOTS by Bourns, Mec, Painton, etc. All values in stock. 50p each. Discount on quantity.

9-WAY FULLY STABILISED BATTERY CHARGERS. 24in L. 7½in H. 7in D. Price £14-00 each. Carriage £1-00 + VAT.

DEAC RECHARGEABLE BATTERY CASSETTES. 13.4V (nom.). Type B/SA 8035/108 Heavy duty encapsulated DEAC supply. Size 3½in x 2½in x 1½in Price £5-00 - VAT.

8-WAY BATTERY CHARGER. Type CC 999. Charges up to 8 of the above battery cassettes. Price £14-00 + VAT.

12-WAY BATTERY CHARGER. Type CC 999. Charges up to 12 of 13.4V DEAC batteries. Metered battery condition check. Price £25-00 - VAT.

★ ★ SPECIAL OFFERS ★ ★

MINIATURE MAINS TRANSFORMER. PRI 240V SEC. 12V 100MA Manufactured by Hinchley. Size: 36 x 45 x 40mm F.C. 53mm. Price 1-85p. 100-60p ea. 1,000-50p ea. 10,000-40p ea.

3 CORE PVC INSULATED MAINS CABLE. GREY ML6650. 3 x 7/0.2mm. Price 100m—£4.50, 1,000m—£35. 10,000m—£330. 0.47mld. 50V MYLAR FILM CAPACITOR. Size 1½in x 0.35in x 0.65in P.C. Mount. Price 100-4p ea. 1,000-3p ea.

240V A.C. SOLENOID. Reversible operation: twin coil. Size approx. 2½in x 1½in x 1½in 90p ea.

30 unmarked OC71 transistors £1-00
55 Unmarked 250mV Zenerdiode, 4-7V, 5-1V, 6-2V, 7.5V, 9-1V, 10V. Measured and tested £1-00

Please state voltage required
50 GE Diode OA47 equivalent £1-00
TRANSFORMER: DOUGLAS PRI, 0, 115, 200, 220, 240 SEC. 25-0-25-0-6V, 2½A. £4-50 + 50p p.p.

TRANSFORMER
PRI, 0, 115, 160, 205, 225, 245. SEC. 35-0-35, 1-2A £4-50 + 50p p.p.
MULLARD TUBULAR CERAMIC UHF TRIMMERS (PROFESSIONAL)
Type 092 0.8-2.2p Price 10p ea.
901 0.8-2.2p Price 10p ea.
991 0.5-1.3p

QUANTITY DISCOUNTS PLEASE TELEPHONE 1,000FP Feedthrough capacitor 5p ea.
Miniature tubular P.C. trimmers 5p ea.
3-15-3FP
6-30-3FP
4p c/o Varley 700N relay 10p ea. 50p ea.

METAL BOXES

ALUMINIUM BOXES IDEAL FOR VERBOARD WITH BASE AND P.K. screws

| | Length | Width | Height |
|------|--------|-------|--------|
| AB7 | 2½in | 5½in | 1½in |
| AB8 | 4in | 4in | 1½in |
| AB9 | 4in | 2½in | 1½in |
| AB10 | 4in | 5½in | 1½in |
| AB11 | 4in | 2½in | 2in |
| AB12 | 3in | 2in | 1in |
| AB13 | 6in | 4in | 2in |
| AB14 | 7in | 5in | 2½in |
| AB15 | 8in | 6in | 3in |
| AB16 | 10in | 7in | 3in |
| AB17 | 10in | 4½in | 3in |
| AB18 | 12in | 5in | 3in |
| AB19 | 12in | 8in | 3in |

ALUMINIUM BOXES WITH SLOPING TOP PANEL—IDEAL FOR PRE-AMPS, ETC., USING SLIDER CONTROLS

AB20 8in Long 9in Wide 3½in High at back £2-20
2in High at front 6in Slope to front With P.K. Screws

AB21 As above but 10in long £2-40
AB22 As above but 12in long £2-60

ELECTRONIC COMPONENTS

BARGAIN COMPONENT PACKS

ALL COMPONENTS NEW AND UNUSED
£1 plus 25p p.p. per pack, £5 for 5 packs p/ree.
Pack No.

- 1,500 Carbon resistors, ½, 1, 1.2W.
- 200 Electrolytic Condensers.
- 250 Ceramic, Polystyrene, Silver Mica, etc., Condensers.
- 250 Polyester, Polycarbonate, paper, etc., Condensers.
- 25 Potentiometers, assorted.
- 650 High-stab, 1%, 2%, 5% resistors.
- 250 Assorted Tagstrips.
- 8 1lb. Assorted nuts, bolts, washers, spacers, etc.
- 925 Assorted switches, rotary, lever, micro, toggled, etc.
- 10 50 Preset Potentiometers.
- 11 Trial mixed component pack £1.
- 12 Jumbo mixed pack £5.

We are open from 9.30 a.m.—6.00 p.m. Monday-Saturday
We have the largest retail selection of components available. Phone or write if you are in difficulties obtaining a particular component.
C.O.D. service welcome. All mail order by return. Official orders welcome by Government establishments, Education authorities, etc. Tel. 01-994 6275

A
TECHNOLOGICAL
MIRACLE
DEVELOPED
BY U.S. SPACE
SCIENTISTS!

NOW YOU CAN
JUDGE FOR YOURSELF
WHETHER OR NOT THIS

**MAKES VIRTUALLY
EVERY OTHER TYPE OF WATCH
IN THE WORLD OBSOLETE!**

THE GREATEST
HOROLOGICAL
ADVANCE SINCE
THE INVENTION OF
THE CHRONOMETER

THE SYSTEM
EXCELLED
IN ACCURACY
ONLY BY THE
ATOMIC FREQUENCY
STANDARD!



**LIQUID
CRYSTAL
QUARTZ**

WRIST WATCH
WITH CONTINUOUS
'COMPUTER'
DIGITAL READ OUT*

The space-age system FEATURED ON TV!

**SAVE
UP TO £140!**

ELSEWHERE YOU COULD
PAY UP TO £200 OR
MORE FOR THIS INCREDIBLE
NEW SPACE-AGE TYPE
OF WATCH!

OUR WORLD
SHATTERING PRICE ONLY

£57.95

REGISTERED POST PACK ETC. 50P

FROM WORLD FAMOUS MAKERS! The greatest Watch offer since time began! Everyone who sees it is fascinated by it! It's unbelievable! Continuous digital reading—hours and minutes AND second Pulsator miraculously transmits before your very eyes like a continuously changing TV Picture! A new "dimension" in time! Now YOU can join the elite few—the proud owners of a watch that is utterly different from any other timepiece you've ever known! **THEY'RE NEWS! THE WATCH OF TOMORROW-TODAY!** AND you buy at a price that's just a fraction of what you could have paid! But remember—you can only buy at this amazing price from Shopertunities. * **UNBELIEVABLY ACCURATE TO WITHIN SECONDS A YEAR!** The system excelled in accuracy only by the Atomic frequency standard! Now TIM can phone you for a time check! * **NO MOVING PARTS!** * **NO MAINTENANCE!** * **ABSOLUTELY SILENT!** * **BUILT TO GIVE A LIFE-TIME OF SERVICE!** * **18CT GOLD PLATED CASE!** * **BRAND SPANKING NEW ADVANCE 1975 MODEL!** WRITTEN GUARANTEE. Developed from the fantastic "space-age" techniques that first put men on the moon, this incredible watch is based on the natural action of Quartz Crystal, that vibrates approx. 32,768 times per second! A veritable miracle of micro-circuitry! An "electronic brain" with 1500 Transistors! You could even spend £400 or more for a Quartz Crystal watch! OUR fantastic cash price for this masterpiece is **ONLY £57.95**, registered post, pack, etc. 50p, including expensive matching adjustable safety bracelet and presentation casket. Send quickly and test for yourself on 7 days' mail order approval from receipt of goods. **REFUND IF NOT DELIGHTED.** Or send only £12.50 deposit, balance by 6 monthly payments of £9.47 (total credit price £69.32 plus post). Please hurry! Limited quantity! **THIS is the greatest investment you'll EVER make!** Or call at either store and see this fabulous watch for yourself! At this price you just can't lose!

Order by post to Uxbridge Road, or call at either store
Callers: ACCESS & BARCLAY CARDS ACCEPTED
Bargain galore at both stores—
COMMERCIAL TRAVELLERS NOTE: Merchandising office
at Holborn.

SEND
OR
CALL

SHOPERTUNITIES LTD

Dept. PE/42, 164 UXBRIDGE ROAD (facing Shepherds Bush Green), LONDON W12 8AQ. (Thurs. 1, Fri. 7). Also at 37/39 HIGH HOLBORN (opposite Chancery Lane), LONDON, W.C.1. (Thurs. 7 p.m.) BOTH OPEN MON. TO SAT. 9 A.M. TILL 6 P.M.

12in LONG PERSISTENCE CRT. Full spec. Price £6-50 to include V.A.T. and Carriage

MAKE YOUR SINGLE BEAM SCOPE INTO A DOUBLE WITH OUR NEW LOW PRICED SOLID STATE SWITCH. 2Hz to 6MHz. Hook up to a 9 volt battery and connect to your scope and have two traces for ONLY £6.25, P & P 25p (Not cased not calibrated)

WIDE RANGE WOBBLATOR. 5MHz to 150MHz up to 15MHz sweep width. Only 3 controls preset RF level sweep width and frequency. Ideal for 10" or TV IF alignment, filters receivers. Can be used with any general purpose scope. Full instructions supplied. Connect 6.3V a.c. and use within minutes of receiving. All this for ONLY £6.75, P & P 35p (Not cased, not calibrated)

20Hz to 200kHz WB, SINE and SQUARE GENERATOR. Four ranges independent amplitude controls, thermistor stabilised. Ready to use. 9V supply required. £8.85 each, P & P 35p (Not cased, not calibrated)

GRATICULES 12cm x 14cm high quality plastic 15p each, P & P 8p

Large quantity of good quality components—**NO PASSING TRADE**—so we offer 3lb of **ELECTRONIC GOODIES** for £1.70. Post paid

ROTARY SWITCH PACK—6 brand new switches (1 ceramic 1 off 4 pole, 2 way, etc.). 50p, P & P 37p

P.C.B. PACKS. S & D Quantity 2 sq ft—no tiny pieces 50p, P & P 37p

CAPACITOR PACK—50 brand new components, only 50p, P & P 37p.

TRIMMER PACK. 2 twin 50/200pF ceramic, 2 twin 10/60pF ceramic, 2 min strip with 4 preset 5/20pF on each, 3 air spaced preset 30/100pF on ceramic base. ALL BRAND NEW. 25p the lot, P & P 15p

PHOTOCELL eqv. OCP71, 13p each. MULLARD OCP70, 10p each.

DELIVERED TO YOUR DOOR. 1cwt of Electronic Scrap chassis, boards, etc. No rubbish FOR ONLY £4.

MODERN TELEPHONES. Type 706 two-tone grey or black, £3.75 each, Type 7006 two-tone grey or green, £3.75 each. Style similar to Type 746 grey, green or black, £3 each, P & P. All types 45p each.

Ideal EXTENSION TELEPHONES with standard GPO type dial, bell and lead coding. £1.75 each, P & P 45p

HANDSETS. Complete with 2 inserts and lead. 75p each, P & P 37p

DIALS. ONLY 75p each, P & P 25p.

HIGH VALUE—PRINTED BOARD PACK. Hundreds of components, transistors, etc.—No 2 boards the same. No short leaded transistor computer boards £1.75, post paid

BEEHIVE TRIMMER 3/30 pF. Brand new Qty 1-9 13p each, P & P 15p, 10-99 10p each, P & P 25p, 100-999 7p each, P & P free

HE CRYSTAL DRIVE UNIT. 19in rack mount. Standard 240V input with superb crystal oven by Labgear (no crystals) £5 each Carr £2.

1,000pF FEED THRU CAPACITORS. Only sold in packs of 10, 30p, P & P 15p

ALWAYS SOME CHEAP SCOPES AVAILABLE—or build your own. Send for our tube list with a S.A.E.

VEROBOARD

Approx. 8 pieces, total 100sq.in. assorted sizes and pitches £1.15.

CAPACITORS

200 Mica, ceramic, poly, etc. £1, 15,000 £42. 15 diff. trimmers, air spaced and compression up to 1250pF. Only £1.

8 PIN DIL 741's

FULL SPEC. OF COURSE
10 + 26p; 25 + 23p; 100 + 21p; 250 + 20p.

PC ETCHING KIT

Contains 1lb ferric chloride, 100sq.in. copper clad board, DALO etch resist pen, abrasive cleaner, etching dish and instructions £3.30.

FERRIC CHLORIDE

Anhydrous to Millspec in 1lb double sealed packs. 1lb 90p; 3lb £1.80; 10lb, £4.65.

COMPUTER PANELS

Large quantity always available. 3lb assorted £1.60; 71lb £2.85; 56lb £15.

12 high quality panels with IC's, trim pots, power transistors, etc. £2.65.

Pack with 50 14 pin DIL DTL IC's £1.20. Pack with 20 multi-turn trim pots plus other parts £1.10. Pack with 5 1A 200V SCR's plus 60 other parts 60p.

Price increases, which we regret, are due to higher postal, packaging and advertising costs. Prices include 8% VAT and inland postage. S.A.E. list. Computers, components and equipment always wanted for cash.

GREENWELD ELECTRONICS (PE5)

Mail order dept., retail/wholesale shop
51 SHIRLEY PARK ROAD, SOUTHAMPTON SO1 4FX. Tel. (0703) 772501
Also callers welcome at 21 Deptford Broadway, SE8. Tel. 01-692 2009, and 38 Lower Addiscombe Road, Croydon. Tel. 01-688 2950.

711b BARGAIN PARCELS

Hundreds of new components—resistors, capacitors, pots, switches plus PC boards with transistors and diodes, also loads of odds and ends. Contents always changing as new stocks arrive, £2.60.

TRANSFORMERS

All mains primary. 6-0-6V at 100mA 85p; 9-0-9V at 100mA 90p; 12-0-12V at 100mA 95p; 24-0-24V at 500mA £2. Ex-equip: 221-0-221V at 1A £2.10; 18V at 5A £3.40; 55V at 5A £4.50.

HEAT SINKS

6 x 5 x 3in. finned aluminium with 2 x OC29 or 2 x OC35. Only £1.20.

POWER SUPPLIES

G101: Mains transformer, 2A thermal cut-out, bridge rect. Will give 1.7V-10.5V output with 2 extra capacitors (provided). With data £1.30.

7 SEGMENT LEDS

14 PIN DIL PACKAGE
19 x 11 mm
4 for £3.60
6 for £5.20

MICROPHONES

V996 dynamic microphone, 50k impedance, on/off switch, heavy desk stand. Very smart appearance £3.30. Crystal microphone insert 1in. dia. 35p.


555 TIMERS

3-9 60p; 10-24 50p; 25-99 46p; 100 + 43p.

PLEASE ADD V.A.T. AT 8%
OPEN 9 a.m. to 6.30 p.m. ANY DAY

CHILTMead LTD

7/9 ARTHUR ROAD, READING, BERKS.
(rear Tech Coll. Use) Tel Reading 562805-65916



Marshall's

Everything you need is in our
New 1975 Catalogue
available now price 25p
(100 pages of prices and data)

A Marshall (London) Ltd. Dept. PE
42 Cricklewood Broadway London NW2 3DH Telephone 01-452 0161 2 Telex 21492
& 85 West Regent Street Glasgow G2 2DD Telephone 041-332 4133

Call in and see us 9-5.30 Mon-Fri
9-5.00 Sat
Trade and export enquiries welcome

Top 500 Semiconductors from the Largest Range in the U.K.

| | | | | | | | | | | | | | |
|---------|------|---------|------|--------|------|--------|------|--------|------|---------|------|--------|------|
| 2N456 | 0-80 | Orange | 0-12 | 2N5192 | 1-24 | AF106 | 0-40 | BC184 | 0-13 | BF153 | 0-25 | OC35 | 0-60 |
| 2N456A | 0-85 | 2N3053 | 0-25 | 2N5195 | 1-46 | AF109R | 0-40 | BC184L | 0-13 | BF154 | 0-25 | OC42 | 0-50 |
| 2N457A | 1-20 | 2N3054 | 0-60 | 2N5245 | 0-47 | AF114 | 0-35 | BC185 | 0-25 | BF159 | 0-27 | OC71 | 0-20 |
| 2N490 | 4-14 | 2N3055 | 0-75 | 2N5294 | 0-48 | AF115 | 0-35 | BC187 | 0-27 | BF160 | 0-20 | OC72 | 0-25 |
| 2N491 | 4-38 | 2N3390 | 0-45 | 2N5295 | 0-48 | AF116 | 0-35 | BC207 | 0-12 | BF163 | 0-32 | OC81 | 0-25 |
| 2N492 | 5-00 | 2N3391 | 0-28 | 2N5296 | 0-48 | AF117 | 0-35 | BC208 | 0-11 | BF166 | 0-40 | ORP12 | 0-54 |
| 2N493 | 5-20 | 2N3391A | 0-29 | 2N5299 | 0-50 | AF118 | 0-35 | BC212K | 0-16 | BF167 | 0-25 | R53 | 1-80 |
| 2N696 | 0-22 | 2N3392 | 0-15 | 2N5457 | 0-49 | AF124 | 0-30 | BC212L | 0-16 | BF173 | 0-27 | SL14A | 1-80 |
| 2N697 | 0-16 | 2N3393 | 0-15 | 2N5458 | 0-46 | AF125 | 0-30 | BC214L | 0-16 | BF177 | 0-29 | SL14C | 1-80 |
| 2N699 | 0-82 | 2N3394 | 0-15 | 2N5459 | 0-49 | AF126 | 0-38 | BC237 | 0-56 | BF178 | 0-35 | SL60C | 1-70 |
| 2N699 | 0-58 | 2N3402 | 0-18 | 2N5492 | 0-58 | AF127 | 0-28 | BC238 | 0-15 | BF179 | 0-43 | SL61C | 1-70 |
| 2N706 | 0-14 | 2N3403 | 0-19 | 2N5494 | 0-58 | AF139 | 0-65 | BC239 | 0-15 | BF180 | 0-35 | SL62C | 2-60 |
| 2N706A | 0-16 | 2N3440 | 0-59 | 2N5496 | 0-51 | AF186 | 0-46 | BC251 | 0-25 | BF181 | 0-36 | SL62IC | 2-60 |
| 2N708 | 0-17 | 2N3441 | 0-97 | 2N5777 | 0-45 | AF200 | 0-65 | BC253 | 0-25 | BF182 | 0-35 | SL63 | 4-59 |
| 2N709 | 0-42 | 2N3442 | 0-10 | 2N6027 | 0-45 | AF239 | 0-65 | BC257 | 0-16 | BF183 | 0-55 | SL640C | 3-10 |
| 2N711 | 0-50 | 2N3414 | 0-20 | 2N128 | 0-73 | AF240 | 0-90 | BC258 | 0-16 | BF184 | 0-30 | SL641C | 3-10 |
| 2N715 | 0-15 | 2N3415 | 0-19 | 2N129 | 0-73 | AF241 | 0-90 | BC259 | 0-16 | BF185 | 0-30 | SL641C | 3-10 |
| 2N718A | 0-28 | 2N3416 | 0-34 | 2N140 | 1-00 | AF280 | 0-79 | BC261 | 0-25 | BF194 | 0-12 | SL620C | 2-92 |
| 2N720 | 0-57 | 2N3417 | 0-24 | 2N141 | 0-81 | AL102 | 1-00 | BC262 | 0-25 | BF195 | 0-12 | SL620C | 2-92 |
| 2N914 | 0-39 | 2N3638 | 0-15 | 2N200 | 2-49 | AL103 | 1-00 | BC263 | 0-25 | BF196 | 0-13 | SL640C | 3-10 |
| 2N91E | 0-28 | 2N3638A | 0-15 | 40361 | 0-40 | BC107 | 0-14 | BC300 | 0-38 | BF197 | 0-18 | SL641C | 3-10 |
| 2N916 | 0-32 | 2N3639 | 0-27 | 40362 | 0-45 | BC108 | 0-14 | BC301 | 0-34 | BF198 | 0-18 | SL620C | 2-92 |
| 2N929 | 0-37 | 2N3641 | 0-17 | 40363 | 0-88 | BC109 | 0-14 | BC302 | 0-29 | BF200 | 0-20 | SL620C | 2-92 |
| 2N930 | 0-37 | 2N3702 | 0-13 | 40364 | 0-58 | BC110 | 0-17 | BC303 | 0-29 | BF200 | 0-20 | SL620C | 2-92 |
| 2N1302 | 0-15 | 2N3703 | 0-13 | 40394 | 0-56 | BC115 | 0-14 | BC307 | 0-17 | BF240 | 0-41 | SL620C | 2-92 |
| 2N1303 | 0-19 | 2N3704 | 0-15 | 40395 | 0-65 | BC116 | 0-17 | BC308A | 0-15 | BF245 | 0-45 | SL620C | 2-92 |
| 2N1304 | 0-26 | 2N3705 | 0-15 | 40406 | 0-68 | BC116A | 0-18 | BC309C | 0-20 | BF246 | 0-58 | SL620C | 2-92 |
| 2N1305 | 0-24 | 2N3706 | 0-15 | 40407 | 0-35 | BC117 | 0-21 | BC327 | 3-27 | BF247 | 0-65 | SL620C | 2-92 |
| 2N1306 | 0-31 | 2N3707 | 0-18 | 40408 | 0-50 | BC118 | 0-14 | BC238 | 3-28 | BF254 | 0-19 | SL620C | 2-92 |
| 2N1307 | 0-30 | 2N3708 | 0-14 | 40409 | 0-52 | BC119 | 0-29 | BC337 | 0-20 | BF255 | 0-47 | SL620C | 2-92 |
| 2N1308 | 0-47 | 2N3709 | 0-15 | 40410 | 0-52 | BC121 | 0-35 | BC338 | 0-20 | BF257 | 0-47 | SL620C | 2-92 |
| 2N1309 | 0-47 | 2N3710 | 0-15 | 40411 | 2-00 | BC125 | 0-16 | BCY30 | 0-80 | BF258 | 0-53 | SL620C | 2-92 |
| 2N1671 | 1-54 | 2N3711 | 1-15 | 40594 | 0-74 | BC126 | 0-23 | BCY31 | 0-85 | BF259 | 0-55 | SL620C | 2-92 |
| 2N1671A | 1-67 | 2N3712 | 1-20 | 40595 | 0-84 | BC132 | 0-30 | BCY32 | 1-15 | BF259 | 0-24 | SL620C | 2-92 |
| 2N1671B | 1-85 | 2N3713 | 1-20 | 40601 | 0-67 | BC134 | 0-13 | BCY33 | 0-85 | BF279 | 0-24 | SL620C | 2-92 |
| 2N1711 | 0-45 | 2N3714 | 1-38 | 40602 | 0-61 | BC135 | 0-13 | BCY34 | 0-79 | BF521A | 2-30 | SL620C | 2-92 |
| 2N1707 | 5-50 | 2N3715 | 1-50 | 40603 | 0-58 | BC136 | 0-17 | BCY38 | 1-00 | BF528 | 0-92 | SL620C | 2-92 |
| 2N192 | 0-84 | 2N3716 | 1-80 | 40604 | 0-56 | BC137 | 0-17 | BCY39 | 1-00 | BF561 | 0-27 | SL620C | 2-92 |
| 2N2147 | 0-78 | 2N3771 | 2-20 | 40636 | 1-10 | BC138 | 0-24 | BCY40 | 0-47 | BF598 | 0-25 | SL620C | 2-92 |
| 2N2148 | 0-94 | 2N3772 | 1-00 | 40669 | 1-00 | BC140 | 0-68 | BCY42 | 0-28 | BFX29 | 0-20 | SL620C | 2-92 |
| 2N2180 | 0-90 | 2N3773 | 2-65 | 40673 | 0-73 | BC141 | 0-68 | BCY58 | 0-30 | BFX30 | 0-37 | SL620C | 2-92 |
| 2N2218A | 0-22 | 2N3789 | 2-06 | AC126 | 0-20 | BC142 | 0-23 | BCY59 | 0-32 | BFX84 | 0-24 | SL620C | 2-92 |
| 2N2219 | 0-24 | 2N3790 | 2-40 | AC127 | 0-20 | BC143 | 0-25 | BCY70 | 0-17 | BFX85 | 0-30 | SL620C | 2-92 |
| 2N2219A | 0-26 | 2N3791 | 2-35 | AC128 | 0-20 | BC145 | 0-21 | BCY71 | 0-22 | BFX87 | 0-28 | SL620C | 2-92 |
| 2N2220 | 0-25 | 2N3792 | 2-80 | AC151V | 0-27 | BC147 | 0-14 | BCY72 | 0-15 | BFX88 | 0-25 | SL620C | 2-92 |
| 2N2221 | 0-18 | 2N3794 | 2-24 | AC152V | 0-49 | BC148 | 0-14 | BD115 | 0-75 | BFX89 | 0-90 | SL620C | 2-92 |
| 2N2221A | 0-21 | 2N3819 | 0-37 | AC153 | 0-35 | BC149 | 0-15 | BD116 | 0-75 | BFY50 | 0-23 | SL620C | 2-92 |
| 2N2222 | 0-20 | 2N3820 | 0-64 | AC153K | 0-40 | BC153 | 0-18 | BD121 | 1-00 | BFY51 | 0-23 | SL620C | 2-92 |
| 2N2222A | 0-25 | 2N3823 | 0-78 | AC154 | 0-25 | BC154 | 0-18 | BD123 | 0-82 | BFY52 | 0-21 | SL620C | 2-92 |
| 2N2568 | 0-25 | 2N3904 | 0-27 | AC176 | 0-30 | BC157 | 0-16 | BD124 | 0-87 | BFY53 | 0-18 | SL620C | 2-92 |
| 2N2369 | 0-20 | 2N3906 | 0-60 | AC176K | 0-40 | BC158 | 0-18 | BD131 | 0-40 | BFY90 | 0-25 | SL620C | 2-92 |
| 2N2569 | 0-20 | 2N4036 | 0-67 | AC187K | 0-35 | BC160 | 0-60 | BD132 | 0-50 | BRY39 | 0-23 | SL620C | 2-92 |
| 2N2646 | 0-55 | 2N4037 | 0-42 | AC188K | 0-40 | BC167B | 0-15 | BD135 | 0-43 | BSX20 | 0-21 | SL620C | 2-92 |
| 2N2647 | 0-98 | 2N4058 | 0-18 | ACY18 | 0-24 | BC168B | 0-15 | BD136 | 0-49 | BSX21 | 0-29 | SL620C | 2-92 |
| 2N2904 | 0-22 | 2N4059 | 0-15 | ACY19 | 0-27 | BC168C | 0-15 | BD137 | 0-55 | BU104 | 2-00 | SL620C | 2-92 |
| 2N2904A | 0-24 | 2N4060 | 0-15 | ACY20 | 0-27 | BC169B | 0-15 | BD138 | 0-63 | BU105 | 2-25 | SL620C | 2-92 |
| 2N2905 | 0-25 | 2N4061 | 0-15 | ACY21 | 0-26 | BC169C | 0-15 | BD139 | 0-71 | CI06D | 0-65 | SL620C | 2-92 |
| 2N2905A | 0-26 | 2N4062 | 0-15 | ACY28 | 0-20 | BC170A | 0-15 | BD140 | 0-87 | CA301BA | 0-85 | SL620C | 2-92 |
| 2N2906 | 0-19 | 2N4126 | 0-21 | ACY30 | 0-58 | BC171 | 0-16 | BD529 | 0-80 | CA3020A | 1-80 | SL620C | 2-92 |
| 2N2906A | 0-21 | 2N4289 | 0-34 | AD142 | 0-57 | BC172 | 0-17 | BD530 | 0-80 | CA3028A | 0-79 | SL620C | 2-92 |
| 2N2907 | 0-22 | 2N4919 | 0-95 | AD143 | 0-68 | BC177 | 0-28 | BDY20 | 1-05 | CA3035 | 1-36 | SL620C | 2-92 |
| 2N2907A | 0-24 | 2N4920 | 1-10 | AD149V | 1-20 | BC178 | 0-27 | BF115 | 0-36 | CA3046 | 0-70 | SL620C | 2-92 |
| 2N2924 | 0-20 | 2N4921 | 1-83 | AD150 | 1-15 | BC179 | 0-30 | BF117 | 0-55 | CA3048 | 2-11 | SL620C | 2-92 |
| 2N2925 | 0-20 | 2N4922 | 1-00 | AD161 | 0-50 | BC182 | 0-12 | BF121 | 0-35 | CA3052 | 1-62 | SL620C | 2-92 |
| 2N2926 | 0-15 | 2N4923 | 1-00 | AD162 | 0-50 | BF182L | 0-12 | BF123 | 0-35 | CA3089E | 1-96 | SL620C | 2-92 |
| Green | 0-12 | 2N5190 | 0-92 | AD161 | PR | BC183 | 0-12 | BF125 | 0-35 | CA3090A | 4-23 | SL620C | 2-92 |
| Yellow | 0-12 | 2N5191 | 0-96 | AD162 | 1-15 | BC183L | 0-12 | BF152 | 0-20 | LM301A | 0-48 | SL620C | 2-92 |

10% Discount to Saturday callers

Bring this advertisement with you to our shops on a Saturday and you will get a 10% discount on our goods. This offer does not apply to k. ts.

P.C. Marker Pen Dalo 33PC 0-87p.
Zeners 400MW 11p. 1W. 17p.
IC Sockets 8 DIL 16p.; 14 DIL 17p.; 16 DIL 20p.
Resistors $\frac{1}{2}$ W 2p; $\frac{1}{4}$ W 3p; $\frac{1}{8}$ W 9p; 5W 10p; 10W 12p.

Scorpio Car Ignition Kit—£11.50 + VAT
1 IMF440V £1.10.
BST0246 £1.05. Transformer £3.

OPTO and LEDs
Red, green and yellow
0.16 diameter 31p; 0.20 diameter 33p.
DL707 £2.35 or 4 for £8.
Miniton £1.55.

Cmos Circuits

| | | |
|-------------|-------------|-------------|
| CD4001 0-36 | CD4016 0-66 | CD4030 0-87 |
| CD4001 0-36 | CD4017 1-72 | CD4031 5-19 |
| CD4002 0-36 | CD4018 2-55 | CD4037 1-93 |
| CD4003 1-58 | CD4019 0-86 | CD4041 1-86 |
| CD4007 0-36 | CD4020 1-91 | CD4042 1-38 |
| CD4008 1-63 | CD4021 1-72 | CD4043 1-80 |
| CD4009 1-18 | CD4022 1-66 | CD4044 1-80 |
| CD4010 1-18 | CD4023 0-36 | CD4045 2-65 |
| CD4011 0-36 | CD4024 1-24 | CD4046 2-84 |
| CD4012 0-36 | CD4025 0-32 | CD4047 1-65 |
| CD4013 0-66 | CD4027 0-43 | CD4049 0-61 |
| CD4014 1-72 | CD4028 1-50 | CD4050 0-66 |
| CD4015 1-72 | CD4029 3-50 | |

Veroboard

| | Copper | Plain |
|-----------------|--------|-------------------|
| | 0 1 | 0 1 0 15 |
| 2.5 x 3 1/2in | 3p | 25p 1 17p |
| 2.5 x 5in | 40p | 39p 1 19p |
| 3 1/2 x 3 1/2in | 40p | 39p 1 19p |
| 3 1/2 x 5in | 45p | 47p 1 32p |
| 3 1/2 x 17in | £1-61 | £1-26 £1-00 £1-92 |
| PINS x 36 | 30p | 30p |
| x 200 | £1-16 | £1-16 |

Trade and Retail Supplied

TTL Integrated Circuits—Quality and Prices You Can't Beat

| | | | | | | | |
|-------------|-------------|-------------|-------------|-------------|--------------|--------------|--------------|
| SN7400 0-16 | SN7409 0-22 | SN7430 0-16 | SN7448 0-90 | SN7476 0-35 | SN7493 0-45 | SN74150 1-50 | SN74174 1-25 |
| SN7401 0-16 | SN7410 0-16 | SN7432 0-28 | SN7450 0-16 | SN7480 0-50 | SN7494 0-82 | SN74151 0-85 | SN74175 0-49 |
| SN7401A1N | SN7411 0-25 | SN7437 0-37 | SN7451 0-16 | SN7481 1-25 | SN7495 0-72 | SN74154 1-50 | SN74181 1-44 |
| SN7402 0-38 | SN7412 0-28 | SN7438 0-35 | SN7453 0-16 | SN7482 0-75 | SN7496 0-75 | SN74155 1-50 | SN74180 2-30 |
| SN7402 0-16 | SN7413 0-35 | SN7440 0-16 | SN7454 0-16 | SN7483 0-95 | SN74100 1-25 | SN74157 0-95 | SN74191 2-30 |
| SN7403 0-16 | SN7416 0-35 | SN7441A1N | SN7455 0-16 | SN7484 0-95 | SN74107 0-38 | SN74160 1-10 | SN74192 1-80 |
| SN7404 0-19 | SN741 | | | | | | |

The largest selection

EX-COMPUTER STABILISED POWER MODULES

Complete with circuit diagrams, etc.
99p each plus 22p P. & P.

LOW COST CAPACITORS

0.01µF 400V. 3p each
500µF 50V. Elect. 10p each

FIBRE-GLASS PRINTED CIRCUIT BOARDS

161 x 4" approx. 2 for 55p

DECON-DALO 33PC Marker

Etch resistant printed circuit marker pen
99p each

VEROBOARDS

Packs containing approx. 50sq. in. various sizes, all 0.1 metric 55p

REPANCO CHOKES & COILS

RF Chokes
CH1. 2.5mH 29p CH2. 5.0mH 30p
CH3. 7.5mH 31p CH4. 10mH 33p
CH5. 1.5mH 29p

COILS

DRX1 Crystal set 31p DRR2 Dual range 45p

COIL FORMERS & CORES

NORMAN 1" Cores & Formers 8p
1" Cores & Formers 10p

SWITCHES

DP/DT Toggle 36p SP/ST Toggle 30p

FUSES

1" & 20mm. 100mA, 200mA, 250mA,
500mA, 1A, 1.5A, 2A
QUICK-BLOW 5p each.

EARPHONES

Crystal 2.5mm plug 42p
Crystal 3.5mm plug 42p
8 ohms 2.5mm plug 22p
8 ohms 3.5mm plug 22p

DYNAMIC MICROPHONES

B1223. 200 ohms plus on/off switch and
2.5mm and 3.5mm plugs £1-85

3-WAY STEREO HEADPHONE JUNCTION BOX

H1012 £1-87

2-WAY CROSSOVER NETWORK

K4007. 80 ohms Imp. Insertion loss 3dB £1-21

CAR STEREO SPEAKERS

(Angled) £3-85 per pair.

BI-PAK

CATALOGUE AND LISTS
Send S.A.E. and 10p.

INSTRUMENT CASES



(Black Vinyl covered)

| No. | Length | Width | Height | Price |
|-----|--------|----------|--------|-------|
| BV1 | 8" | x 5 1/2" | x 2" | £1-35 |
| BV2 | 11" | x 6" | x 3" | £1-75 |

ALUMINIUM BOXES

| | | | | |
|-----|--------|----------|----------|-------|
| BA1 | 5 1/2" | x 2 1/2" | x 1 1/2" | 49p |
| BA2 | 4" | x 4" | x 1 1/2" | 49p |
| BA3 | 4" | x 2 1/2" | x 1 1/2" | 49p |
| BA4 | 5 1/2" | x 4" | x 1 1/2" | 58p |
| BA5 | 4" | x 2 1/2" | x 2" | 49p |
| BA6 | 3" | x 2" | x 1 1/2" | 42p |
| BA7 | 7" | x 5" | x 2 1/2" | 85p |
| BA8 | 8" | x 6" | x 3" | £1-10 |
| BA9 | 6" | x 4" | x 2" | 70p |

P. & P. 10p on each box

VISIT OUR COMPONENT SHOP

18 BALDOCK ST., WARE, Herts. (A10)

Open Mon.-Sat. 9-5.30 p.m. Tel. 61693

BIB HI-FI ACCESSORIES

De Luxe Groov-Kleen

Model 42 £1-95

Chrome Finish

Model 60 £1-50



Ref. 36A. Record/Stylus Cleaning Kit 33p
Ref. 43. Record Care Kit £2-42
Ref. 31. Cassette Head Cleaner 59p
Ref. 32. Tape editing Kit £1-68
Model 9. Wire Stripper/Cutter 83p
Ref. 46. Spirit Level 62p

Ref. B. Stylus and Turntable Cleaning Kit
Ref. P. Hi-Fi Cleaner 31p 34p
Ref. 32A. Stylus Balance £1-37
Ref. J. Tape-Head Cleaning Kit 62p
Ref. 56. Hi-Fi Stereo Hints and Tips 42p
Ref. 45. Auto Changer Groove Cleaner £1-08

ANTEX SOLDERING IRONS

X25. 25 watt £2-05
CCN 240. 15 watt £2-48
Model G. 18 watt £2-26
8K2. Soldering Kit £3-25
STANDS: 8T3, suitable for all models £1
SOLDER: 188WG Multicore 7oz £1-61
22SWG 7oz £1-81. 188WG 22ft 51p
22SWG Tube 33p

ANTEX BITS and ELEMENTS

Bits No.
102 For model CCN240 3/32" 42p
104 For model CCN240 1/4" 42p
1100 For model CCN240 3/32" 42p
1101 For model CCN240 1/4" 42p
1102 For model CCN240 1" 42p
1020 For model G240 3/32" 42p
1021 For model G240 1/4" 42p
1022 For model G240 1/2" 42p
50 For model X25 3/32" 48p
51 For model X25 1/4" 48p
52 For model X25 1/2" 48p

ELEMENTS

ECCN 240 £1-30 ECCN 240 £1-32
EG 240 £1-07 EX 25 £1-16

ANTEX HEAT SINKS 10p

VAT included in all prices. Please add
10p P. & P. (U.K. only). Overseas orders—
please add extra for postage.

NEW COMPONENT PAK BARGAINS

| Pack No. | Qty. | Description | Price |
|----------|------|--|-------|
| C1 | 200 | Resistors mixed values approx. count by weight | 0-54 |
| C2 | 150 | Capacitors mixed values approx. count by weight | 0-54 |
| C3 | 50 | Precision Resistors mixed values | 0-54 |
| C4 | 75 | 1/4W Resistors mixed preferred values | 0-54 |
| C5 | 5 | Pieces assorted Ferrite Rods | 0-54 |
| C6 | 2 | Tuning Gangs, MW/LW VHF | 0-54 |
| C7 | 1 | Pack Wire 50 metres assorted colours | 0-54 |
| C8 | 10 | Reed Switches | 0-54 |
| C9 | 3 | Micro Switches | 0-54 |
| C10 | 15 | Assorted Pots & Pre-Sets | 0-54 |
| C11 | 5 | Jack Sockets 3 x 3.5m 2 x Standard Switch Type | 0-54 |
| C12 | 30 | Paper Condensers preferred types mixed values | 0-54 |
| C13 | 20 | Electrolytics Trans. types | 0-54 |
| C14 | 1 | Pack assorted Hardware—Nuts/Bolts, Grommets, etc. | 0-54 |
| C15 | 5 | Mains Slide Switches | 0-54 |
| C16 | 20 | Assorted Tag Strips & Panels | 0-54 |
| C17 | 10 | Assorted Control Knobs | 0-54 |
| C18 | 4 | Rotary Wave Change Switches | 0-54 |
| C19 | 2 | Relays 6—24V Operating | 0-54 |
| C20 | 1 | Pack Sheets of Copper Laminate approx. 20 sq. ins. | 0-54 |

PLUGS AND SOCKETS

PLUGS
PS 1 D.I.N. 2 Pin (Speaker) 0-11
PS 2 D.I.N. 3 Pin 0-12
PS 3 D.I.N. 4 Pin 0-15
PS 4 D.I.N. 5 Pin 180° 0-18
PS 5 D.I.N. 5 Pin 240° 0-18
PS 6 D.I.N. 6 Pin 0-17
PS 7 D.I.N. 7 Pin 0-18
PS 8 Jack 2.5mm Screened 0-18
PS 9 Jack 3.5mm Plastic 0-12
PS 10 Jack 3.5mm Screened 0-18
PS 11 Jack 1/2" Plastic 0-15
PS 12 Jack 1/2" Screened 0-22
PS 13 Jack Stereo Screened 0-36
PS 14 Phone 0-10
PS 15 Car Aerial 0-22
PS 16 Co-Axial 0-15

INLINE SOCKETS

PS 21 D.I.N. 2 Pin (Speaker) 0-14
PS 22 D.I.N. 3 Pin 0-20
PS 23 D.I.N. 5 Pin 180° 0-20
PS 24 D.I.N. 5 Pin 240° 0-20
PS 25 Jack 2.5mm Plastic 0-16
PS 26 Jack 3.5mm Plastic 0-16
PS 27 Jack 1/2" Plastic 0-30
PS 28 Jack 1/2" Screened 0-35
PS 29 Jack Stereo Plastic 0-30
PS 30 Jack Stereo Screened 0-38
PS 31 Photo Screened 0-18
PS 32 Car Aerial 0-22
PS 33 Co-Axial 0-22

SOCKETS

PS 35 D.I.N. 2 Pin (Speaker) 0-08
PS 36 D.I.N. 3 Pin 0-11
PS 37 D.I.N. 5 Pin 180° 0-11
PS 38 D.I.N. 5 Pin 240° 0-11
PS 39 Jack 2.5mm Switched 0-12
PS 40 Jack 3.5mm Switched 0-12
PS 41 Jack 1/2" Switched 0-30
PS 42 Jack Stereo Switched 0-08
PS 43 Photo Single 0-10
PS 44 Photo Double 0-10
PS 46 Co-Axial Surface 0-10
PS 47 Co-Axial Flush 0-20

LEADS

L8 1 Speaker Lead 2 pin D.I.N. plug to open ends approx 3 metres long (coded) 0-20

CABLES

CP 1 Single Lapped Screen 0-07
CP 2 Twin Common Screen 0-11
CP 3 Stereo Screened 0-12
CP 4 Four Core Common Screen 0-23
CP 5 Four Core Individually Screened 0-30
CP 6 Microphone Fully Braided Cable 0-10
CP 7 Three Core Mains Cable 0-09
CP 8 Twin Oval Mains Cable 0-07
CP 9 Speaker Cable 0-05
CP 10 Low Loss Co-Axial 0-18

CARBON POTENTIOMETERS

Log and Lin
47K, 10K, 22K, 47K, 100K, 220K, 470K, 1M, 2M
VC 1 Single Less Switch 0-15
VC 2 Single D.P. Switch 0-28
VC 3 Tandem Less Switch 0-46
VC 4 1K Lin Less Switch 0-15
VC 5 100K anti-Log 0-46

HORIZONTAL CARBON PRESETS

0-1 watt 0-08 each
100, 220, 470, 1K, 2.2K, 4.7K, 10K, 22K, 47K, 100K, 220K, 470K, 1M, 2M, 4.7M

SOLVE THOSE STICKY PROBLEMS!

with



CYANOACRYLATE C2 ADHESIVE

The wonder bond which works in seconds—bond plastic, rubber, metals, transistors, components, permanently, immediately.

OUR PRICE ONLY 54p
for 2 gm. phial

BATTERY HOLDER

Takes 6, HP1's complete with terminal, clip and lead. 34p.

WORLD SCOOP

JUMBO SEMICONDUCTOR PAK

Transistors, Germ. and Silicon Rectifiers, Diodes, Triacs, Thyristors, I.C.s and Zeners. ALL NEW AND CODED.

APPROX. 100 PIECES

Offering the amateur a fantastic bargain Pak and an enormous saving—identification and data sheet in every Pak.

Only £2 p. & p. 20p

RECORD STORAGE/CARRY CASES

7in EP. 18 1/2in x 7in x 8in (50 records) £2-10
12in LP. 13 1/2in x 7 1/2in x 12 1/2in (50 records) £2-95

CASSETTE CASES £1-30

Holds 12, 10in x 3 1/2in x 9in. Lock and handle

8-TRACK CART. CASES

Holds 14, 1.3in x 5in x 6in £1-95
Holds 24, 1.3in x 8in x 9in £2-70
Both with lock and handle.

SPECIAL PURCHASE

2N3055. Silicon Power Transistors NPN. Famous manufacturers out-of-spec devices free from open and short defects—every one abiel 115W. TO3. Metal Case.

OUR SPECIAL PRICE 8 for £1

REPANCO TRANSFORMERS

240V. Primary. Secondary voltages available from selected tapings 4V, 7V, 8V, 10V, 14V, 15V, 17V, 19V, 21V, 25V, 31V, 33V, 40V, 50 and 25V-0-25V.

| Type | Amps | Price | P. & P. |
|--------|------|-------|---------|
| MTS0/1 | 1 | £2-42 | 48p |
| MTS0/2 | 2 | £3-30 | 60p |

CARTRIDGES

ACOS
GP91-18C 200mV at 1.2cm/sec £1-35
GP93-1 280mV at 1cm/sec £1-85
GP96-1 100mV at 1cm/sec £2-80
J-2005 Crystal/Hi Output £1-05
J-2010C Crystal/Hi Output Compatible £1-20
J-2008S Stereo/Hi Output £1-75
J-2105 Ceramic/Med Output including £1-85
J-2203 Magnetic 5mV/cm/sec, including stylus £4-95
J-2203B Replacement stylus for above £3-00
AT-55 Audio-technica magnetic cartridge 4mV/cm/sec £3-30

CARBON FILM RESISTORS

The E12 Range of Carbon Film Resistors, 1 watt available in PAKS of 50 pieces, assorted into the following groups:

| | | |
|----|----------------------------|-----|
| R1 | 50 Mixed 100 ohms—820 ohms | 50p |
| R2 | 50 Mixed 1K Ω—5.2K Ω | 50p |
| R3 | 50 Mixed 10K Ω—82K Ω | 50p |
| R4 | 50 Mixed 100K Ω—1M Ω | 50p |

THESE ARE UNBEATABLE PRICES—JUST 1p EACH INCL. V.A.T.


BI-PAK SUPERIOR QUALITY LOW-NOISE CASSETTES

C60, 36p; C90, 48p; C120, 60p.

-the lowest prices!

BI-PAK QUALITY COMES TO AUDIO!

AL10/AL20/AL30 AUDIO AMPLIFIER MODULES



The AL10, AL20 and AL30 units are similar in their appearance and in their general specification. However, careful selection of the plastic power devices has resulted in a range of output powers from 3 to 10 watts R.M.S. The versatility of their design makes them ideal for use in record players, tape recorders, stereo amplifiers and cassette and cartridge tape players in the car and at home.

| Parameter | Conditions | Performance |
|---------------------------|-----------------------|------------------|
| HARMONIC DISTORTION | Po = 3 WATTS f = 1KHz | 0.25% |
| LOAD IMPEDANCE | — | 8-16 Ω |
| INPUT IMPEDANCE | f = 1KHz | 100 kΩ |
| FREQUENCY RESPONSE -3dB | Po = 2 WATTS | 50 Hz-25KHz |
| SENSITIVITY FOR RATED O/P | Vs=25V. R1=8Ω f=1KHz | 75mV. RMS |
| DIMENSIONS | — | 3" x 2 1/2" = 1" |

The above table relates to the AL10, AL20 and AL30 modules. The following table outlines the differences in their working conditions.

| Parameter | AL10 | AL20 | AL30 |
|--|------------------|------------------|-------------------|
| Maximum Supply Voltage | 25 | 30 | 30 |
| Power out for 2% T.H.D. (RL = 8Ω f = 1KHz) | 3 watts RMS Min. | 5 watts RMS Min. | 10 watts RMS Min. |

AUDIO AMPLIFIER MODULES

| | |
|-----------------|-------|
| AL 10. 3 watts | £2-50 |
| AL 20. 5 watts | £2-85 |
| AL 30. 10 watts | £3-20 |

POWER SUPPLIES

| |
|--|
| PS 12. (Use with AL10, AL20, AL30) 95p |
| SFM 80. (Use with AL60) £3-25 |
| FRONT PANELS FP 12 with Knobs £1-00 |

PRE-AMPLIFIERS

| | |
|---------------------------------------|--------|
| PA 12. (Use with AL10, AL20 and AL30) | £4-35 |
| PA 100. (Use with AL60) | £18-15 |

TRANSFORMERS

| | |
|----------------------------|-------------|
| T461 (Use with AL10) | £1-60 P & P |
| T638 (Use with AL20, AL30) | £2-80 P & P |
| BMT80 (Use with AL60) | £2-75 P & P |

PA12 PRE-AMPLIFIER SPECIFICATION

The PA12 pre-amplifier has been designed to match into most budget stereo systems. It is compatible with the AL 10, AL 20 and AL 30 audio power amplifiers and it can be supplied from their associated power supplies. There are two stereo inputs, one has been designed for use with *Ceramic cartridges while the auxiliary input will suit most †Magnetic cartridges. Full details are given in the specification table. The four controls are, from left to right: Volume and on/off switch, balance, bass and treble. Size 152mm x 84mm x 35mm.

Frequency response—
20Hz-50KHz (-3dB)
Bass control—
± 12dB at 60Hz
Treble control—
± 14dB at 14KHz
*Input 1. Impedance
1 Meg. ohm
Sensitivity 300mV
†Input 2. Impedance
30 K ohms
Sensitivity 4mV


Look for our

SEMICONDUCTOR ADVERTISEMENTS in
Practical Wireless Wireless World Radio Constructor

ALL PRICES INCLUDE V.A.T.

The STEREO 20

The "Stereo 20" amplifier is mounted, ready wired and tested on a one-piece chassis measuring 20 cm x 14 cm x 5.5 cm. This compact unit comes complete with on/off switch volume control, balance, bass and treble controls, Transformer, Power supply and Power amps. Attractively printed front panel and matching control knobs. The "Stereo 20" has been designed to fit into most turntable plinths without interfering with the mechanism or, alternatively, into a separate cabinet. Output power 20w peak. Input 1 (Cer.) 300mV into 1M. Freq. res. 25Hz-25KHz. Input 2 (Aux.) 4mV into 30K. Harmonic distortion. Bass control ± 12dB at 60Hz typically 0.25% at 1 watt. Treble con. ± 14dB at 14kHz.



£14-45 P & P 45p

TC20 TEAK VENEERED CABINET

For Stereo 20 (front board undrilled) Size 10 1/2" x 8 1/2" x 3", £3-95 plus 45p postage.

SHP80 STEREO HEADPHONES

4-16 ohms impedance. Frequency response 20 to 20,000Hz. Stereo/mono switch and volume controls. £4-95

NOW WE GIVE YOU
50w PEAK (25w R.M.S.)
PLUS THERMAL PROTECTION!
The NEW AL60 Hi-Fi
Audio Amplifier FOR ONLY £4-25



- Max Heat Sink temp 90°C.
- Frequency Response 20Hz to 100KHz
- Distortion better than 0.1% at 1KHz
- Supply voltage 15-50 volts
- Thermal Feedback
- Latest Design Improvements
- Load — 3, 4, 8 or 16 ohms
- Signal to noise ratio 80dB
- Overall size 63mm x 105mm x 13mm

Especially designed to a strict specification. Only the finest components have been used and the latest solid state circuitry incorporated in this powerful little amplifier which should satisfy the most critical A.F. enthusiast.

STABILISED POWER MODULE SPM80



SPM80 is especially designed to power 2 of the AL60 Amplifiers, up to 15 watt (r.m.s.) per channel simultaneously. This module embodies the latest components and circuit techniques incorporating complete short circuit protection. With the addition of the Mains Transformer BMT80, the unit will provide outputs of up to 1.5 amps at 35 volts. Size: 63mm x 105mm x 30mm.

These units enable you to build Audio Systems of the highest quality at a hitherto unobtainable price. Also ideal for many other applications including:—Disco Systems, Public Address, Intercom Units, etc. Handbook available 10p PRICE £3-25

TRANSFORMER BMT80 £2-75 p. & p. 40p

STEREO PRE-AMPLIFIER TYPE PA100

Built to a specification and NOT a price, and yet still the greatest value on the market, the PA100 stereo pre-amplifier has been conceived from the latest circuit techniques. Designed for use with the AL60 power amplifier system, this quality made unit incorporates no less than eight silicon planar transistors, two of these are specially selected low noise NPN devices for use in the input stages. Three switched stereo inputs, and rumble and scratch filters are features of the PA100, which also has a STEREO/MONO switch, volume, balance and continuously variable bass and treble controls.

SPECIFICATION

Frequency Response 20Hz-20KHz ± 1dB
Harmonic Distortion better than 0.1%
Inputs: 1. Tape Head 3-25 mV into 50K Ω
2. Radio, Tuner 75 mV into 50K Ω
3. Magnetic P.U. 3 mV into 50K Ω
All input voltages are for an output of 250mV. Tape and P.U. inputs equalised to RIAA curve within ± 1dB. from 20Hz to 20KHz.
Bass Control ± 15dB at 20Hz
Treble Control ± 15dB at 20KHz
Filters: Rumble (High Pass) 100Hz
Scratch (Low Pass) 8KHz
Signal/Noise Ratio better than -65dB
Input overload + 26dB
Supply + 35 volts at 20mA
Dimensions 292mm x 82mm x 35mm



ONLY £14-25

MK 60 AUDIO KIT

Comprising: 2 x AL60, 1 x SPM80, 1 x BMT80, 1 x PA 100, 1 front panel, 1 kit of parts to include on-off switch, neon indicator, stereo headphone sockets plus instruction booklets. Complete Price: £29-75 plus 45p postage.

TEAK 60 AUDIO KIT

Comprising: Teak veneered cabinet size 16 1/2" x 11 1/2" x 3 1/2", other parts include aluminium chassis, heatink and front panel bracket, plus back panel and appropriate sockets, etc. Kit price: £9-95 plus 45p postage.

Giro No. 388-7006

Please send all orders direct to warehouse and despatch department

BI-PAK

P.O. BOX 6, WARE · HERTS

Postage and packing add 20p Overseas add extra for airmail.
Minimum order 55p. Cash with order please.

Guaranteed Satisfaction or Money Back

CRESCENT RADIO LTD.

11-15 & 17 MAYES ROAD, LONDON N22 6TL
(also) 13 SOUTH MALL, EDMONTON, N.9

MAIL ORDER DEPT.

11 MAYES ROAD, LONDON N22 6TL
Phone 888 3206 & (EDM.) 803 1685

ADD LUXURY TO YOUR CAR

WITH A MOTOR DRIVEN CAR AERIAL
Spec: 5 Section
Extended Length 100cm
Length under Fender 40cm
Cable Length 120cm
Supplied complete with Fixing Bracket and 25' P. & P. Control Switch. **£7-50** plus 25' P. & P.



"CRESCENT BEAT BRITE" SINGLE CHANNEL SOUND TO LIGHT UNIT
This fantastic little box approx. 4" x 3" x 2" when connected to the output of a sound source from 1 to 100 watts produces a sound electric light display of up to 1000 watts. Complete with a sensitive level control the unit is fused and cannot harm your amplifier. A Bargain at £7-50 plus 10p.

MINIATURE RELAYS

Brand new range of British made relays, size: 1 1/8 x 1 1/8 x 1/8
All two changovers with 250V 15A contacts and suitable for fitting on 0.1m PCB board.
Type Volts Current Ohms
27/A 12V 17mA 700 Ohm
21/A 12V 28mA/A 430 Ohm
12/A 6V 55mA 185 Ohm each
200/250V Mains Relay
Heavy duty contacts 2,500 ohm coil. All new and unused D.P.D.T. mains relays 50p, Carr. free. Special quantity £40 per 100 off.

MIDGET

MAINS TRANSFORMER
Varnish Impregnated
Size 45mm x 36mm x 31mm
PRI 240V
Sec 3.0-3 100mA
Sec 6.0-6 100mA
Sec 9.0-9 100mA
Sec 12.0-12 100mA
Sec 20.0-20 100mA
£1.23 10p P. & P.

CRESCENT BUBBLE LIGHT SHOW

This budget system compares very favourably with more sophisticated and higher priced models.
Specification:
Projector—150W convection cooled. At 30ft the projected image is 16ft.
Motor—1 rev. per 2 min.
Liquid Wheel—6in diameter multi colour.
The motor is fitted to the projector and can only be purchased as a single unit.
The liquid wheel is our standard model and may be purchased separately.
A bargain at: Projector, £15; Wheel, 85; Total £20. Plus 25p carr.

CABLE LESS SOLDERING IRON

"150-TIP"
* Completely portable.
* Solders up to 150 joints per charge.
* Recharges in its own stand.
* Fine tip for all types of soldering.
* Only 8in long and weighs just 6oz.
OUR PRICE **£9-75**
(Spare bits are available)

"CRESCENT" 100 WATT R.M.S. ALL PURPOSE AMPLIFIER U. BUILD IT

We supply the three modules for you to build this Disco-Group-P.A. amplifier into the cabinet of your choice.

★ **THE POWER AMP MODULE**
170W r.m.s. aq. wave 300W instantaneous peak into 8 ohm (50W into 16 ohm).

★ **THE PRE-AMP MODULE**
Four control pre-amp, Vol. Bass, Treble, Middle controls. Designed to drive most amplifiers using P.E.T. first stage.

★ **THE POWER SUPPLY**
Is supplied complete with the mains transformer. Complete fixing instructions are supplied and no technical knowledge is required to connect the three ready wired modules. A fantastic bargain. £25, carr. 75p. Bend S.A.E. for further details on this or our ready built amplifiers.

12.0-12V 500M/A

240V primary transformer bargain. Approx. size: 60mm x 40mm x 50mm; fixing centres: 75mm. Our price £2.12.

18V 500M/A

240V primary. Approx. size: 60mm x 40mm x 50mm; fixing centres: 75mm. Our Price £1 each

LOW NOISE, LOW PRICE CASSETTES

Good quality tape in well made screw type cassettes. Presented in single plastic cases.
C60 31p C90 42p C120 53p

10% discount on ten or more cassettes of one type.

ABS PLASTIC BOXES

Handy boxes for construction projects. Moulded extrusion rails for P.C. or chassis panels. Fitted with lumin front panels. 1005, 105mm x 73mm x 45mm 51p; 1006, 150mm x 75mm x 47mm 85p; 1007, 184mm x 124mm x 60mm 99p; 1021, 106mm x 74mm x 45mm (sloping front) 50p.

BARGAIN BOARDS

Components galore for the experimenter. Ex-Computer boards with resistors, capacitors and useful transistors—at least 4 transistors per board. Five boards £1.

2in. PANEL METERS

Size 59mm x 46mm
0.50mA—ME6 0.100mA—ME13
0.100mA—ME7 0.500mA—ME14
0.500mA—ME8 0.1A—ME15
0.1mA—ME9 0.50V—ME16
0.5mA—ME10 0.300V—ME17
0.10mA—ME11 S meter—ME18
0.50mA—ME12 V.U. meter—ME19
£3 each, 10p P. & P.

POWER PACKS

PP1 Switched 3.6-7.9V 400M/A Transistor and Zener Stabilised On/Off switch and Polarity Reversal switch, in a black metal case, £5-25 each.
PP2 Switched 6.7-9V Battery Eliminator. Approx. size 2 1/2in x 2 1/2in x 3 1/2in. Ideal for cassette recorders, £3-25.
PP3 Car converter. From 12V Pos. or Neg. to = 6.7-9V. Easy to fit and transistor regulated, £3-90.

3 KILOWATTS PSYCHEDELIC LIGHT CONTROL UNIT



Three Channel: Bass, Middle, Treble. Each channel has its own sensitivity control. Just connect the input of this unit to the loudspeaker terminals of an amplifier, and connect three 250V up to 1000W lamps to the output terminals of the unit, and you produce a fascinating sound-light display. (All guaranteed.)
£18-50 plus 38p P. & P.

MINI LOUDSPEAKERS

2in 80 ohm, 50p; 2 1/2in 40 ohm, 50p. Please include 5p P. & P. on each L.S.

FAST VALVE MAIL ORDER CO.

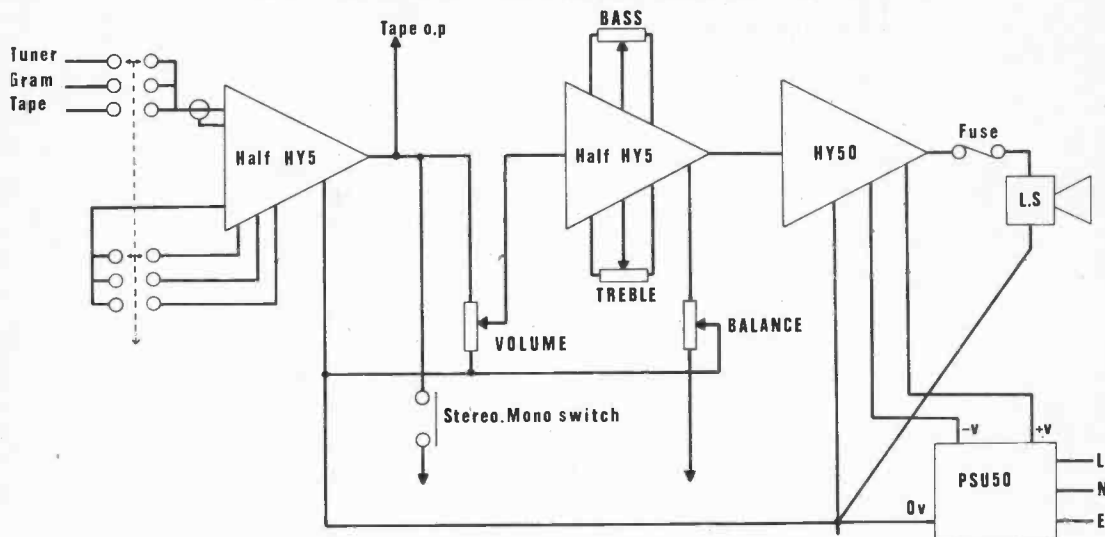
16a WELLFIELD ROAD, LONDON SW16 2BS
SPECIAL EXPRESS MAIL ORDER SERVICE
Express postage 10p per order.
INTEGRATED CIRCUITS 6p + 1p each added.

| Sp | Sp | Sp | Sp | Sp | Sp |
|---------|------|------------|------|---------|------|
| 1N21 | 0-17 | AFZ11 | 1-15 | BY213 | 0-25 |
| 1N23 | 0-35 | AFZ12 | 0-20 | BYZ10 | 0-45 |
| 1N95 | 0-88 | ASY26 | 0-25 | BYZ11 | 0-40 |
| 1N253 | 0-50 | ASY27 | 0-33 | BYZ12 | 0-40 |
| 1N256 | 0-50 | ASY28 | 0-25 | BYZ13 | 0-42 |
| 1N645 | 0-18 | ASY29 | 0-30 | BYZ16 | 1-25 |
| 1N725A | 0-20 | ASY36 | 0-25 | BYZ21 | 0-40 |
| 1N914 | 0-06 | ASY60 | 0-40 | BZY98 | 0-18 |
| 1N4007 | 0-12 | ASY61 | 0-40 | C111 | 0-55 |
| 18113 | 0-25 | ASY63 | 0-20 | CRS1/05 | 0-80 |
| 18202 | 0-28 | ASY65 | 0-20 | CRS1/40 | 0-45 |
| 2G371 | 0-40 | ASY62 | 0-25 | C84B | 1-90 |
| 2G381 | 0-22 | ASY66 | 0-38 | C810B | 3-60 |
| 2G414 | 0-30 | ASZ21 | 1-00 | D000 | 0-45 |
| 2G417 | 0-25 | ASZ23 | 0-75 | D003 | 0-15 |
| 2N404 | 0-22 | AU104 | 1-00 | DD006 | 0-25 |
| 2N697 | 0-18 | AUY10 | 1-00 | DD007 | 0-40 |
| 2N698 | 0-30 | BC107 | 0-14 | DD008 | 0-38 |
| 2N706 | 0-12 | BC108 | 0-13 | GD3 | 0-33 |
| 2N706A | 0-12 | BC109 | 0-14 | GD4 | 0-10 |
| 2N708 | 0-15 | BC113 | 0-15 | GD5 | 0-38 |
| 2N709 | 0-40 | BC115 | 0-20 | GD6 | 0-25 |
| 2N1091 | 0-55 | BC116 | 0-20 | GD12 | 0-10 |
| 2N1131 | 0-25 | BC118 | 0-20 | GET102 | 0-60 |
| 2N1132 | 0-24 | BC121 | 0-80 | GET103 | 0-40 |
| 2N1302 | 0-18 | BC122 | 0-20 | GET113 | 0-35 |
| 2N1303 | 0-18 | BC126 | 0-65 | GET114 | 0-30 |
| 2N1304 | 0-28 | BC126 | 0-65 | GET115 | 0-80 |
| 2N1306 | 0-22 | BC140 | 0-55 | GET116 | 0-85 |
| 2N1306 | 0-28 | BC147 | 0-10 | GET120 | 0-50 |
| 2N1307 | 0-28 | BC148 | 0-08 | GET872 | 0-80 |
| 2N1308 | 0-28 | BC149 | 0-10 | GET875 | 0-40 |
| 2N2147 | 0-78 | BC157 | 0-14 | GET880 | 0-80 |
| 2N2148 | 0-80 | BC168 | 0-12 | GET881 | 0-25 |
| 2N2160 | 0-78 | BC160 | 0-63 | GET882 | 0-38 |
| 2N2218 | 0-23 | BC169 | 0-14 | GET885 | 0-40 |
| 2N2219 | 0-25 | BCY31 | 0-45 | GEX45/1 | 0-45 |
| 2N2369A | 0-16 | BCY32 | 0-86 | GEX941 | 0-45 |
| 2N2444 | 1-89 | BCY34 | 0-38 | GJ3M | 0-50 |
| 2N2613 | 0-28 | BCY36 | 0-45 | GJ4M | 0-50 |
| 2N2648 | 0-50 | BCY38 | 0-55 | GJ5M | 0-25 |
| 2N2904 | 0-20 | BCY39 | 1-50 | GJ7M | 0-50 |
| 2N2904A | 0-25 | BCY40 | 0-80 | HG1005 | 0-60 |
| 2N2906 | 0-20 | BCY42 | 0-30 | H8100A | 0-20 |
| 2N2907 | 0-23 | BCY70 | 1-18 | MAT100 | 0-20 |
| 2N2924 | 0-13 | BCY71 | 0-92 | MAT101 | 0-25 |
| 2N2925 | 0-16 | BCZ10 | 0-60 | MAT120 | 0-20 |
| 2N2926 | 0-12 | BCZ11 | 0-65 | MAT121 | 0-25 |
| 2N3054 | 0-48 | BD121 | 1-00 | MJE520 | 0-63 |
| 2N3055 | 0-45 | BD123 | 1-00 | MJE2955 | 1-27 |
| 2N3702 | 0-11 | BD124 | 0-68 | MJE3055 | 0-77 |
| 2N3705 | 0-15 | BF115 | 0-28 | ME340 | 0-47 |
| 2N3706 | 0-11 | BF115 | 0-20 | MET102 | 0-40 |
| 2N3707 | 0-13 | BF187 | 0-25 | MFF103 | 0-38 |
| 2N3709 | 0-10 | BF173 | 0-28 | MFF104 | 0-36 |
| 2N3710 | 0-11 | BF181 | 0-35 | MFF105 | 0-38 |
| 2N3711 | 0-11 | BF184 | 0-22 | NKT128 | 0-45 |
| 2N3819 | 0-38 | BF194 | 0-10 | NKT129 | 0-30 |
| 2N4289 | 0-38 | BF185 | 0-13 | NKT213 | 0-25 |
| 2N5027 | 0-53 | BF196 | 0-15 | NKT214 | 0-24 |
| 2N5088 | 0-33 | BF197 | 0-15 | NKT216 | 0-40 |
| 28301 | 0-69 | BF197 | 0-15 | NKT217 | 0-45 |
| 28304 | 1-15 | BF596 | 0-25 | NKT218 | 1-13 |
| 28501 | 0-75 | BFX12 | 0-20 | NKT219 | 0-33 |
| 28703 | 1-00 | BFX13 | 0-26 | NKT222 | 0-80 |
| AA139 | 0-40 | BFX29 | 0-28 | NKT224 | 0-25 |
| AAZ12 | 0-75 | BFX30 | 0-28 | NKT251 | 0-24 |
| AAZ13 | 0-12 | BFX33 | 0-88 | NKT272 | 0-20 |
| AC107 | 0-51 | BFX63 | 0-25 | NKT273 | 0-20 |
| AC126 | 0-25 | BFX84 | 0-15 | NKT274 | 0-20 |
| AC127 | 0-25 | BFX85 | 0-28 | NKT275 | 0-25 |
| AC128 | 0-15 | BFX86 | 0-25 | NKT277 | 0-20 |
| AC187 | 0-21 | BFX88 | 0-24 | NKT278 | 0-25 |
| AC188 | 0-20 | BFY10 | 1-00 | NKT301 | 0-85 |
| ACY17 | 0-40 | BFY11 | 0-40 | NKT304 | 0-75 |
| ACY18 | 0-27 | BFY17 | 0-40 | NKT403 | 0-70 |
| ACY19 | 0-27 | BFY18 | 0-45 | NKT404 | 0-68 |
| ACY20 | 0-22 | BFY19 | 0-55 | NKT678 | 0-30 |
| ACY21 | 0-22 | BFY24 | 0-45 | NKT713 | 0-30 |
| ACY22 | 0-16 | BFY44 | 1-00 | NKT773 | 0-25 |
| ACY27 | 0-25 | BFY50 | 0-21 | NKT777 | 0-38 |
| ACY28 | 0-25 | BFY51 | 0-20 | OA5 | 0-75 |
| ACY39 | 0-78 | BFY52 | 0-20 | OA6 | 0-12 |
| ACY40 | 0-22 | BFY53 | 0-17 | OA7 | 0-08 |
| ACY41 | 0-22 | BFY64 | 0-36 | OA0 | 0-10 |
| AD144 | 0-60 | BFY90 | 0-81 | OA71 | 0-20 |
| AD149 | 0-50 | B8X27 | 0-50 | OA73 | 0-15 |
| AD181 | 0-44 | B8X60 | 0-83 | OA74 | 0-15 |
| AD182 | 0-44 | B8X76 | 0-30 | OA79 | 0-10 |
| AD196 | 0-30 | BSY26 | 0-17 | OA81 | 0-18 |
| AD198 | 0-30 | BSY27 | 0-20 | OA85 | 0-15 |
| AD199 | 0-20 | BSY51 | 0-50 | OA86 | 0-15 |
| AD214 | 0-25 | BSY95A | 0-12 | OA90 | 0-07 |
| AD215 | 0-25 | BSY95 | 0-12 | OA96 | 0-07 |
| AD216 | 0-25 | BTY42 | 0-92 | OA200 | 0-08 |
| AD217 | 0-30 | BTY79/100R | 0-80 | OA202 | 0-08 |
| AD218 | 0-30 | BTY79/100R | 0-75 | OA210 | 0-20 |
| AD219 | 0-30 | BTY79/100R | 0-75 | OA212 | 0-20 |
| AD220 | 0-30 | BTY79/100R | 0-75 | OA216 | 0-25 |
| AD221 | 0-30 | BTY79/100R | 0-75 | OA218 | 0-25 |
| AD222 | 0-30 | BTY79/100R | 0-75 | OA219 | 0-25 |
| AD223 | 0-30 | BTY79/100R | 0-75 | OA220 | 0-25 |
| AD224 | 0-30 | BTY79/100R | 0-75 | OA221 | 0-25 |
| AD225 | 0-30 | BTY79/100R | 0-75 | OA222 | 0-25 |
| AD226 | 0-30 | BTY79/100R | 0-75 | OA223 | 0-25 |
| AD227 | 0-30 | BTY79/100R | 0-75 | OA224 | 0-25 |
| AD228 | 0-30 | BTY79/100R | 0-75 | OA225 | 0-25 |
| AD229 | 0-30 | BTY79/100R | 0-75 | OA226 | 0-25 |
| AD230 | 0-30 | BTY79/100R | 0-75 | OA227 | 0-25 |
| AD231 | 0-30 | BTY79/100R | 0-75 | OA228 | 0-25 |
| AD232 | 0-30 | BTY79/100R | 0-75 | OA229 | 0-25 |
| AD233 | 0-30 | BTY79/100R | 0-75 | OA230 | 0-25 |
| AD234 | 0-30 | BTY79/100R | 0-75 | OA231 | 0-25 |
| AD235 | 0-30 | BTY79/100R | 0-75 | OA232 | 0-25 |
| AD236 | 0-30 | BTY79/100R | 0-75 | OA233 | 0-25 |
| AD237 | 0-30 | BTY79/100R | 0-75 | OA234 | 0-25 |
| AD238 | 0-30 | BTY79/100R | 0-75 | OA235 | 0-25 |
| AD239 | 0-30 | BTY79/100R | 0-75 | OA236 | 0-25 |
| AD240 | 0-30 | BTY79/100R | 0-75 | OA237 | 0-25 |
| AD241 | 0-30 | BTY79/100R | 0-75 | OA238 | 0-25 |
| AD242 | 0-30 | BTY79/100R | 0-75 | OA239 | 0-25 |
| AD243 | 0-30 | BTY79/100R | 0-75 | OA240 | 0-25 |
| AD244 | 0-30 | BTY79/100R | 0-75 | OA241 | 0-25 |
| AD245 | 0-30 | BTY79/100R | 0-75 | OA242 | 0-25 |
| AD246 | 0-30 | BTY79/100R | 0-75 | OA243 | 0-25 |
| AD247 | 0-30 | BTY79/100R | 0-75 | OA244 | |





I.L.P. (Electronics) Ltd

SHEER SIMPLICITY!



MONO ELECTRICAL CIRCUIT DIAGRAM WITH INTERCONNECTIONS FOR STEREO SHOWN



The HY5 is a complete mono hybrid preamplifier, ideally suited for both mono and stereo applications. Internally the device consists of two high quality amplifiers—the first contains frequency equalisation and gain correction, while the second caters for tone control and balance.

TECHNICAL SPECIFICATION

Inputs: Magnetic Pick-up 3mV RIAA; Ceramic Pick-up 30mV; Microphone 10mV; Tuner 100mV; Auxiliary 3-100mV; Input impedance 47kΩ at 1kHz; Outputs: Tape 100mV; Main output 6db (0-775V RMS); Active Tone Controls: Treble = 12db at 10kHz; Bass = 12db at 100Hz; Distortion: 0.5% at 1kHz; Signal/Noise Ratio: 68db; Overload Capability: 40db on most sensitive input; Supply Voltage: ±16-25V.

The HY50 is a complete solid state hybrid Hi-Fi amplifier incorporating its own high conductivity heatsink hermetically sealed in black epoxy resin. Only five connections are provided: input, output, power lines and earth.

TECHNICAL SPECIFICATION

Output Power: 25W RMS into 8Ω Load Impedance: 4-16Ω; Input Sensitivity: 0db (0-775V RMS); Input Impedance: 47kΩ; Distortion: Less than 0.1% at 25W typically 0.05%; Signal/Noise Ratio: Better than 75db; Frequency Response: 10Hz-50kHz ± 3db; Supply Voltage: ±25V; Size: 105 x 50 x 25mm.

The PSU50 incorporates a specially designed transformer and can be used for either mono or stereo systems.

TECHNICAL SPECIFICATIONS

Output voltage: ±25V; Input voltage: 210-240V; Size: L 70, D 90, H 60mm.

PRICE £5.98

+ 48p VAT
P. & P. free

PRICE £4.50

+ 36p VAT
P. & P. free

PRICE £6

+ 48p VAT
P. & P. FREE

TWO YEARS' GUARANTEE ON ALL OUR PRODUCTS


I.L.P. Electronics Ltd.
Crossland House,
Nackington, Canterbury,
Kent CT4 7AD.
Tel. (0227) 63218

Please Supply
Total Purchase Price
I Enclose Cheque Postal Orders Money Order
Please debit my Access account Barclaycard account
Account number
Name and Address
Signature

ALL OUR PRICES INCLUDE V.A.T.

BSR HI-FI AUTOCHANGER STEREO & MONO

Plays 12", 10" or 7" records. Auto or Manual. A high quality unit backed by BSR reliability with 12 months' guarantee. AC 200/250V. Size 13 1/2 x 11 1/2 in. Above motor board 3 1/2 in. Below motor board 2 1/2 in.



with STEREO and MONO XTAL £7.95 Post 45p.

PORTABLE PLAYER CABINET

Modern design. Resine covered. Large front grille. Lift-up Lid. Chrome fittings. Approx. size 7 1/2 in x 15 in x 7 in. Few only in red and black resine. Motor board cut for Garrard deck £4.50 Post 50p

BSR JUNIOR SINGLE PLAYER

Heavy duty 4-speed motor with separate pick-up arm fitted LP/78 turnover mono £4.95 Post 25p



R.C.S. DISCO DECK SINGLE RECORD PLAYER

Fitted with auto stop. Compatible cartridge. Baseplate. Size 11 1/2 x 8 1/2 in. Turntable. Size 7 in diameter. A/C mains. 200/250V motor has a separate winding 14 volt to power a small amplifier. Three speeds. Plays all records.

£5.50 Post 25p

SOLID MAHOAGNY PLINTH

With P.V.C. Cover. Cut out for most B.S.R. or Garrard decks. Size 12 1/2 x 14 1/2 x 7 1/2 in. Post 45p

£6.50

COMPLETE STEREO HI-FI SYSTEM

Two full size loudspeakers 13 1/2 x 10 x 3 1/2 in. Player unit clips to loudspeakers making it extremely compact. Overall size only 13 1/2 x 10 x 3 1/2 in. 3 watts per channel, plays all records 33 r.p.m., 45 r.p.m. Separate volume and tone controls. 240V AC Mains.



Attractive Teak finish Weight 13 lb. Bargain Price £25 85p Carriage

SPECIAL OFFER! SMITH'S CLOCKWORK 15 AMP TIME SWITCH 0 TO 60 MINUTES

Single pole two-way Surface mounting with fixing screws. Will replace existing wall switch to give light for return home, garage, automatic anti-burglar lights, etc. Variable knob. Turn on or off at full or intermediate settings. Fully insulated. Makers' list price £4.50. Brand new and fully guaranteed. OUR PRICE £2.20 Post 25p



BLANK ALUMINIUM CHASSIS. 18 s.w.g. 2 1/2 in sides 6 x 4 in 45p; 8 x 6 in 55p; 10 x 7 in 65p; 12 x 8 in 85p; 14 x 9 in 90p; 18 x 6 in 90p; 12 x 3 in 50p; 16 x 10 in 21. ALUMINIUM BOXES 3 x 3 x 3 in 60p; 4 x 4 x 4 in 70p; 6 x 4 x 4 in 80p; 9 x 4 x 4 in 121; 12 x 4 x 4 in 130. ALUMINIUM PANELS 18 s.w.g. 6 x 4 in 12p; 8 x 6 in 19p; 14 x 3 in 20p; 10 x 7 in 24p; 12 x 5 in 25p; 12 x 8 in 34p; 16 x 6 in 34p; 14 x 8 in 40p; 12 x 12 in 47p; 16 x 10 in 60p. 1 1/2 inch DIAMETER WAVECHARGE SWITCHES. 45p ea. 2 p. 2-way, or 2 p. 6-way, or 3 p. 4-way. 1 p. 2-way, or 4 p. 2-way, or 4 p. 3-way. TOGGLE SWITCHES. sp. 20p; dp. 25p; dt. 30p.

BRITISH FM/VHF TUNING HEART

88 to 108 Mc/s British made. 2 Transistors ready aligned requires 10-7 Mc/s I.F. Complete with tuning rang. Connections supplied but some technical experience essential. Our price £3.95 Post 20p

SUITABLE I.F. STRIP £4.95. DECODER £4.95

R.C.S. STEREO FM TUNER BRITISH MADE

This completely cased mains powered Hi-Fi Tuner with brushed aluminium fascia is British made using the latest circuitry. £23 Post 45p.

R.C.S. GENERAL PURPOSE TRANSISTOR PRE-AMPLIFIER BRITISH MADE

Ideal for Mike, Tape, P.U. Guitar, etc. Can be used with Battery 9-12V or H.T. line 200-300V d.c. operation. Size: 1 1/2 x 1 1/2 x 1/2 in. Response 25 c/s to 25 kc/s. 26 db gain. For use with valve or transistor equipment. £1.25 Post 10p Full instructions supplied. Details S.A.E.

R.C.S. POWER PACK KIT

12 VOLT, 750mA. Complete with printed circuit board and assembly instructions. £2.95 Post 25p
12 VOLT 300mA KIT, £2.75. 9 VOLT 1 AMP KIT, £2.95.

| NEW TUBULAR ELECTROLYTICS | | CAN TYPES | |
|---------------------------|-------------------|---------------|-----|
| 2350V 14p | 250/25V 20p | 50+50/300V | 50p |
| 4350V 14p | 500/25V 20p | 32+32/350V | 35p |
| 8/350V 22p | 100+100/275V 85p | 32+32/450V | 80p |
| 16/350V 30p | 150+200/275V 70p | 350+50/325V | 55p |
| 32/500V 50p | 8+8/450V 22p | 16+16+16/275V | 45p |
| 25/25V 10p | 8+8+16/450V 25p | 32+32+32/350V | 65p |
| 50/50V 10p | 16+16+16/450V 40p | 900/350V | 95p |
| 100/25V 10p | 32+32/350V 40p | 4700/83V | 85p |

LOW VOLTAGE ELECTROLYTICS.

1, 2, 4, 5, 8, 16, 25, 30, 50, 100, 200mF 15V 10p.
500mF 12V 15p; 25V 20p; 50V 30p.
1000mF 12V 20p; 25V 35p; 50V 47p; 100V 70p.
2000mF 6V 25p; 25V 42p; 50V 57p.
2500mF 5V 82p; 3000mF 25V 47p; 50V 65p.
5000mF 6V 25p; 12V 42p; 25V 75p; 35V 85p; 50V 95p.
CERAMIC 1pF to 0.01mF, 4p, Silver Mica 2 to 5000pF, 4p.
PAPER 350V-0.1 7p; 0.5 15p; 1mF 15p; 2mF 150V 15p.
500V-0.01 to 0.05 4p; 0.1 10p; 0.25 8p; 0.47 25p.
TWIN GANG. "0-0" 208pF, £1.20p.
Slow motion drive 365pF + 365pF with 25pF + 25pF, 50p;
Twin 500pF 75p. Twin 410pF 50p. Twin 120pF 50p.
SHORT WAVE SINGLE. 25pF, 45p; 50pF, 55p.

NEON PANEL INDICATORS 250V AC/DC. Amber 30p.
RESISTORS. 1W, 1/2W, 1W, 20p; 1p; 2W, 5p. 10Ω to 10MΩ.
HIGH STABILITY. 1W 2", 10 ohms to 6 meg. 10p.
Ditto 5". Preferred values 10 ohms to 10 meg. 4p.

WIRE-WOUND RESISTORS 5 watt, 10 watt, 15 watt, 10 ohms to 100K 10p each.

TAPE OSCILLATOR COIL. Valve type 35p.
FERRITE ROD 8 x 1/2 in 20p; 6 x 1/2 in 20p; 3 x 1/2 in 10p.

NEON PANEL INDICATORS 250V AC/DC. Amber 30p.
RESISTORS. 1W, 1/2W, 1W, 20p; 1p; 2W, 5p. 10Ω to 10MΩ.
HIGH STABILITY. 1W 2", 10 ohms to 6 meg. 10p.
Ditto 5". Preferred values 10 ohms to 10 meg. 4p.

WIRE-WOUND RESISTORS 5 watt, 10 watt, 15 watt, 10 ohms to 100K 10p each.

TAPE OSCILLATOR COIL. Valve type 35p.
FERRITE ROD 8 x 1/2 in 20p; 6 x 1/2 in 20p; 3 x 1/2 in 10p.

MAINS TRANSFORMERS ALL POST 25p each

250-0-250 80mA, 6-3V 2 amp £2.50
250-0-250 80 mA, 6-3V 3-5A 6-3V 1A or 5V 2A £4.00
350-0-350 80 mA 6-3V 3-5A, 6-3V 1A or 5V 2A £5.00
300-0-300V 120mA, 6-3V 4A C.T., 6-3V 2A £6.00
MINIATURE 200V 20mA, 6-3V 1A 2 1/2 x 2 1/2 x 2 1/2 in 75p
MIDGET 220V 45mA, 6-3V 2A 2 1/2 x 2 1/2 in 90p
HEATER TRANSFORMERS 6V amp 85p, 3 amp £1.20p
GENERAL PURPOSE LOW VOLTAGE. Tapped outputs at 2 amp. 3, 4, 5, 6, 8, 9, 10, 12, 15, 18, 24 and 30V £4.00
1 amp. 6, 8, 10, 12, 16, 18, 20, 24, 30, 36, 40, 48, 60 £4.00
2 amp. 6, 8, 10, 12, 16, 18, 20, 24, 30, 36, 40, 48, 60 £6.00
5 amp. 6, 8, 10, 12, 16, 18, 20, 24, 30, 36, 40, 48, 60 £9.75
10, 30, 40V 2 amp. £2.20; 20V 3 amp. £2.5; 8, 13V, 5 amp. £1.50; 6-0-6V 500mA 90p; 9V 1 amp. 95p; 12V 300mA 75p; 12V 500mA 85p; 12V 750mA 90p; 40V 3 amp. £2.50; 22-0-22V 4 amp. £3; 18V 1 amp. 85p; 18V 2 amp. £1.85; 5V, 8V, 10V, 16V 1 amp. £1.60.

AUTO TRANSFORMERS. 115V to 230V or 230V to 115V 150W £4.00; 500W £7.50; 750W £15; 1000W £18.
CHARGER TRANSFORMERS. 200/250V, 4 amp £4.00.
BATTERY CHARGERS. Ready built with leads and clips, 4 amp £4; 5 amp. £4.50.

FULL WAVE BRIDGE CHARGER RECTIFIERS: 6 or 12V outputs. 1 amp 40p; 2 amp 55p; 4 amp 85p.

MAINS ISOLATING TRANSFORMER

Primary 0-110-240V. Secondary 0-240V 3 amps 720 watts. Insulated terminals. Varnish impregnated. Fully enclosed in steel case with fixing lugs. £12 Carr. Famous make (Value £18) OUR PRICE £9.5p Can be used as 800 watt auto transformers 240-110V.

VOLUME CONTROLS 80 Ohm Coax 5p yd.

Long spindles. Midget Size 5 K ohms to 2 MΩ. LOG or LIN. L/S 20p. D.P. 35p. STEREO L/S 55p. D.P. 75p. Edge 5K. S.P. Transistor 25p.

Wire Wound controls 1 1/2 in dia. 3 Watts. 10 ohms to 100K British Made with long spindles 1/2 in dia. 85p each. DUAL CONCENTRIC POT 500K LOG AND 500K LIN D.P. switch. Inner spindle 3/4 in; outer spindle 2 1/2 in 75p.

ALL PRICES INCLUDE VAT • 20p MINIMUM POST AND PACKING • CALLERS WELCOME •

RADIO COMPONENT

Illustrated Brochure, Radio Books & Component Lists 10p Written guarantee.

E.M.I. 13 1/2 x 8 in. SPEAKER SALE!

With twin tweeters. And crossover. 10 watt. State 3 or 8 or 15 ohm. As illustrated. Post 25p

£4.50

With flared tweeter cone and ceramic magnet. 10 watt. Bass res. 45-60 c/s. Flux 10,000 gauss. State 3 or 8 or 15 ohm. Post 25p

£2.95

13 x 8 in Bass unit 20 watt rubber cone surround £5-50



LOUDSPEAKER FRONT GRILLES

Teakwood strips mounted on cloth backing, easily glued on to baffle to modernise cabinets. Size 18 1/2 in x 10 1/2 in. 75p Or size 10 1/2 in x 7 1/2 in. 45p

E.M.I. 6 1/2 in. HI-FI WOOFER

8 ohm. 10W. Large ceramic magnet. Special Rubber cone surround. Frequency response 30-12,000 c/s. Ideal P.A. Columns. Hi-Fi Enclosure Systems, etc. Suitable Cabinet 12 x 8 x 6 1/4 Suitable Tweeter £2

£4



ELAC CONE TWEETER

The moving coil diaphragm gives a good radiation pattern to the higher frequencies and a smooth extension of total response from 1,000 c/s to 18,000 c/s. Size 3 1/2 x 3 1/2 x 2 in deep. Rating 10W, 3 ohm. Crossover £1-60

£1.90 Post 20p.

GOODMANS 8 in. WOOFER

8 ohm 12 watt. Deep cone. Heavy ceramic magnet. Bass response 35 cps. Frequency response 30-8,000 cps. Ideal bass unit for Hi-Fi system. £3.75



SPECIAL OFFER LOUDSPEAKERS

3 ohm, 2 1/2 in; 2 1/2 in; 3 in; 5 in. 8 ohm, 2 1/2 in; 2 1/2 in; 3 in; 3 in; 3 in; 4 in; 5 in; 6 x 4 in. 15 ohm, 3 1/2 in; 5 in; 6 x 4 in; 5 x 3 in; 7 x 4 in; 8 x 5 in. 25 ohm, 2 1/2 in; 5 x 3 in; 4 in; 5 x 4 in. 35 ohm, 3 in; 5 in. 80 ohm, 2 1/2 in. 120 ohm 3 in. £1 EACH

LOUDSPEAKERS P.M. 3 OHMS. 7 x 4 in £1-25; 6 in £1-50; 8 x 5 in £1-60; 8 in £1-75; 10 x 6 in £1-90; 10 in £2-50 RICHARD ALLAN TWIN CONE LOUDSPEAKERS. 8 in diameter 4W £2-50, 10 in diameter 5W £2-95; Post 25p. 12 in diameter, 8W, £3-50; 3 or 8 or 15 ohm models. SPEAKER COVERING MATERIALS. Samples Large S.A.E. Horn Tweeters 2-18Kc/s, 8W 8 ohm or 15 ohm £2-50. De Luxe Horn Tweeters 2-18Kc/s, 15W, 15 ohm £4.00. TWO-WAY 3,000 c.p.s. CROSSOVERS 3, 8 or 15 ohm £1.60.

CASSETTE MACHINE MOTOR. 6 Volt. Will replace many types £1-25.

R.C.S. 3 WAY CROSSOVER

Complete with 12 ft. twin lead fitted with din speaker plug. Ready assembled with leads for speakers, bass, mid and tweeter. Crossover frequencies—950 cps, £1.95 3,000 cps.

VALVE OUTPUT TRANSFORMER 50p. MIKE TRANSFORMER MU metal 100-1 £1-25. PUSH-PULL VALVE OUTPUT TRANSFORMERS. 50 watt £12-50 100 watt £15-00

ELECTRO MAGNETIC PENDULUM MECHANISM

1.5V d.c. operation over 200 hours continuous on SP2 battery. Fully adjustable swing and speed. Ideal displays, teaching electro magnetism or for metronome. 95p Post 20p

R.C.S. RECORD PLAYER AMPLIFIER

2 stage triode pentode valve. 3 watts output. Volume on/off and tone controls. Printed circuit A.C. mains complete and tested. Complete with speaker. £4.50 Post 35p

COAXIAL PLUG 10p. PANEL SOCKETS 10p. LINE 18 OUTLET BOXES. SURFACE MOUNTING 40p. BALANCED TWIN RIBBON FEEDER 300 ohms, 7p yd. JACK SOCKET STD. open-circuit 14p. closed circuit 23p; Chrome Lead Socket 45p. Phone Plugs 7p. Phone Socket 7p JACK PLUGS Std. Chrome 20p; 3-5mm Chrome 15p DIN SOCKETS Chassis 3-pin 10p; 5-pin 10p; DIN SOCKETS Lead 3-pin 25p; 5-pin 25p; DIN PLUGS 3-pin 25p; 5-pin 25p. VALVE HOLDERS 5p; CERAMIC 10p; CANS 5p.

ALL OUR PRICES INCLUDE V.A.T.

E.M.I. WOOFER AND TWEETER KIT

£5-75 THE PAIR, Post 45p. (Available separately. Woofer £4-25; Tweeter £1-90)

Comprising a fine example of a Woofer 10 1/2 x 8 1/2 in with a massive Ceramic Magnet, 44oz Gauss 13,000 lines. Aluminium Cone centre to improve middle and top response. Also the E.M.I. Tweeter 3 1/2 in square has a special lightweight paper cone and magnet flux 10,000 lines. Crossover, condenser and full instructions supplied.

Impedance Standard 8 ohms
Maximum power 12 watts
Useful Response 35 to 18,000 cps
Bass Resonance 45 cps

SUITABLE ENCLOSURE 20 x 13 x 9 in. MODERN DESIGN. TEAK WOOD FINISH.



£10-50 Post 75p

ANOTHER R.C.S. BARGAIN!

ELAC 9 x 5 in. HI-FI SPEAKER TYPE 59RM
This famous unit now available, 10 watts, 8 ohm.
Price **£2-95** Post 25p



8" or 10" x 6" ELAC HI-FI SPEAKER

Dual cone plasticised roll surround. Large ceramic magnet. 50-18,000 cps. Bass resonance 55 cps. 8 ohm impedance. 10 watts. **£3-75**

10in round £4-50.

TEAK VENEER HI-FI SPEAKER CABINETS
Fluted Wood Fronts

MODEL "A". 20 x 13 x 9 in For 12 in. dia. or **£10-50** Post 10in speaker. 75p

MODEL "B". 16 x 10 x 7 in For 13 x 8 in. or **£6-60** Post 8 in. speaker. 45p

MODEL "4C". 30 x 20 x 12 in. Reflex cabinet will accept 1-12in. bass unit, 1-5in. mid range, 1-3in. tweeter. Teak finish. Grooved front **£18-50** Carr. 25p



LOUDSPEAKER CABINET WADDING 18in wide, 20p ft.

GOODMANS CONE TWEETER
3 1/2 in. diam. 18,000 C.P.S. 25 WATTS 8 ft **£3-30**

BARGAIN 4 CHANNEL TRANSISTOR MONO MIXER. Add musical highlights and sound effects to recordings. Will mix Microphone, records, tape and tuner with separate controls into single output. 9 volt battery **£4-50** operated.



STEREO VERSION OF ABOVE £5-95.
BARGAIN 3 WATT AMPLIFIER. 4 Transistor Push-Pull Ready built with volume, treble and bass controls. 18 volt battery operated. Mains Supply £3. **£3-95**

THE "INSTANT" BULK TAPE ERASER & HEAD DEMAGNETISER. Suitable for cassettes, and all sizes of tape reels. A.C. mains 200/250V. Leaflet S.A.E. **£3-75** Post 20p




WAFER HEATING ELEMENTS THIN

OFFERING 1001 USES for every type of heating and drying applications in the home, garage, greenhouse factory (available in manufacturing quantities). Approx size 10 1/2 x 8 1/2 x 1/4 in. Operating voltage 200/250V a.c. 250 watts approx. Printed circuit element enclosed in asbestos fitted with connecting wires. Completely flexible providing safe Black heat. British-made for use in photocopyers and print drying equipment. Ideal for home handymen and experimenters. Suitable for Heating Pads, Food Warmers, Convector Heaters, etc. Must be clamped between two sheets of metal or asbestos, etc., to make efficient clothes dryers, towel rails—ideal for airing cupboards. Ideal for anti-frost device for the garage — preventing frozen radiators or acting as oil sump heater. Use in greenhouse for seed raising and plant protection. Invaluable aid for bird houses, incubators, etc., etc. Can be used in series for lower heat. Or in parallel for higher heat applications.

ONLY 40p EACH (FOUR FOR £1-50)
ALL POST PAID—Discounts for quantity.

BAKER MAJOR 12" £8-50



30-14,500 c/s, 12in. double cone, woofer and tweeter cone together with a BAKER ceramic magnet assembly having a flux density of 14,000 gauss and a total flux of 145,000 Maxwells. Bass resonance 40 c/s Rated 20 watts. NOTE: 3 or 8 or 15 ohms must be stated.

Module kit, 30-17,000 c/s with tweeter, crossover, baffle and instructions. **£10-95**

Please state 3 or 8 or 15 ohms.

BAKER "BIG SOUND" SPEAKERS

Robustly constructed to stand up to long periods of electronic power. As used by leading groups. Useful response 30-13,000 cps. Bass Resonance 55 cps.

GROUP "25" **£7-75**
12in 25 watt
3, 8 or 15 ohms.

GROUP "35" **£8-50**
12in 35 watt
3, 8 or 15 ohms.

GROUP "50" **£17-80**
15in. 50 watt
8 or 15 ohms.
50 watt 12in VERSION £12-95



MAJOR 100 WATT ALL PURPOSE TRANSISTOR AMPLIFIER



All purpose transistorised. Ideal for Groups, Disco and P.A. 4 inputs speech and music. 4 way mixing. Output 8/15 ohm a.c. Mains. Separate treble and bass controls. Guaranteed. Details S.A.E.

£49 Carr. £1-00

NEW MODEL MAJOR 50 WATT
4 inputs, 2 way mixing, £39 95. Carr. £1. Ideal disco amp.

CALLERS ONLY! DE-LUXE 100 WATT AMPLIFIER CHASSIS. 7 Valve version, 4 inputs, 10 wide range controls. For Mikes, Discos, Organs, Guitars, etc. 4, 8 and 15 ohm Loudspeaker matching. **£69**

QUALITY LOUDSPEAKER ENCLOSURE

Teak veneered 1/2 in thick wood cabinet. Size 18 1/2 in x 18 1/2 in x 8 1/2 in. Weight 23lbs. This cabinet features a wide mesh Silver Grill covering a separate compartment for mounting Tweeters or Mid-Range Horn. The fully sealed bass compartment is cut out for 6 in Woofer. £2-50. Carr. 85p. Rosewood Version £8-50. Carr. 85p. Baffle could be cut for larger speaker.



SPECIAL OFFER 95p. Post 25p.
100 Ohm 20 watt Rheostat 2 1/2 in dia. Ceramic Former. Screw Terminals 1/4 in. dia. spindle.

R.C.S. STEREO DECODER
British made. Ready aligned and tested. Complete with instructions. Size 3in x 2in. **£4-95**

WEYRAD COILS

| | | | |
|---------|-----|-----------|-------|
| F50/2CC | 40p | RA2W | 85p |
| F50/1AC | 60p | OFT1 | 65p |
| F50/3CC | 40p | LFDT4 | 85p |
| PCA1 | 85p | Twin rang | £1-20 |


DELUXE 4 POLE MOTOR
1,400 r.p.m. reversible 42 Watt, spindle 1 1/2 in x 7/32 in, size 3 1/2 in x 3 in. As Illustrated. 240V a.c. mains. Post 25p **£2-25**

E.M.I. GRAM MOTOR
120V or 240V a.c. 2,400 rpm. 2-pole 70mA. Size 2 1/2 x 2 1/2 x 2 1/2 in. **£1-00** Post 25p

BAKER HI-FI SPEAKERS

HIGH QUALITY — BRITISH MADE
REGENT
12in. 15 watts

An inexpensive unit for the beginner in high fidelity and for general purposes. May be used to improve any Radio, Amplifier, Hi-Fi or Television receiver.
Bass Resonance 45cps
Flux Density 12,000 gauss
Useful response 45-13,000cps
3 or 8 or 15 ohm models.



£7-75

DE-LUXE Mk II
12in. 15 watts


Especially designed to provide full range reproduction at an economical cost. Suitable for use with any high fidelity system. Built-in concentric tweeter cone.
Bass Resonance 30cps
Flux Density 14,000 gauss
Useful response 25-18,000cps
8 or 15 ohms models.



£9-75

SUPERB
12in. 20 watts


A high quality loudspeaker, its remarkable low cone resonance ensures clear reproduction of the deepest bass. Fitted with a special copper drive and concentric tweeter cone resulting in full range reproduction with remarkable efficiency in the upper register.
Bass Resonance 25cps
Flux Density 18,500 gauss
Useful response 20-17,000cps
8 or 15 ohms models.



£13-80

AUDITORIUM
12in. 25 watts

A full range reproducer for high power. Electric Guitars, public address, multi-speaker systems, electric organs. Ideal for Hi-Fi and Discoteques.
Bass Resonance 35cps
Flux Density 15,000 gauss
Useful response 25-18,000cps
8 or 15 ohms models.



£12-95

AUDITORIUM
15in 35 watts

A high wattage loudspeaker of exceptional quality with a level response to above 3,000 cps. Ideal for Public Address, Discoteques, Electronic instruments and the home Hi-Fi.
Bass Resonance 35cps
Flux Density 15,000 gauss
Useful response 20-14,000cps
8 or 15 ohms models.



£17-80

Hi-Fi Enclosure Manual containing plans, designs, crossover data and cubic tables. 63p.

CUSTOMERS FREE CAR PARK

OPEN 9-6 p.m. WEDNESDAYS 9-1 p.m., SATURDAYS 9-5 p.m. (Closed for Lunch 1.15-2.30)

SPECIALISTS 337 WHITEHORSE ROAD · CROYDON

(Export: Remit cash and extra postage.) Buses 50, 68, 159. Rail Selhurst Telephone 01-684-1665

New. Sinclair IC20.

20 watts stereo amplifier kit

for only £7.95 (plus VAT)

A build-it-yourself stereo power amplifier with latest integrated circuitry...
 10 W RMS per channel output...
 full short-circuit and overheat protection.



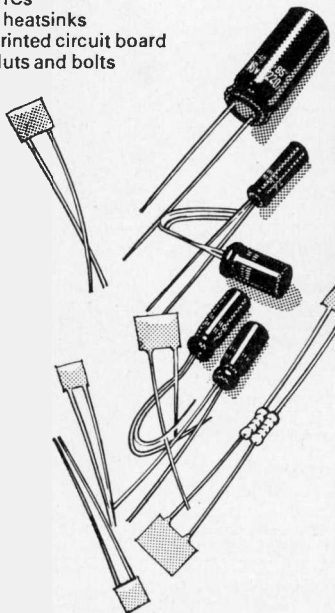
Latest from Sinclair – the brand new IC20 power amp. It incorporates state-of-the-art integrated circuits – 2 monolithic silicon chips each containing the equivalent of over 20 transistors! These deliver 10 W per channel into 4 Ω speakers. And the IC20 has integral short-circuit protection and thermal cut-out – it's virtually indestructible!

How should I use the IC20?

Use the IC20 for converting your mono record player to stereo... for upgrading your existing stereo... for improving your car radio/tape player. The IC20 runs off a 9-24 V power supply. If you're running the IC20 off the mains, simply add a Sinclair PZ20 power supply (£4.95 plus VAT).

Using the IC20 to improve your car radio/tape player's quality and volume? Run the IC20 off the car battery direct. You don't need a separate power supply, and you're reducing the drain on the player's dry batteries.

A complete kit!
 6 resistors
 15 capacitors
 2 ICs
 2 heatsinks
 Printed circuit board
 Nuts and bolts



Typical performance of the IC20 stereo amplifier

Supply voltage: absolute maximum 24 V, minimum 6 V.
Current consumption:
 24 V, no signal – 20 mA each channel.
 18 V, 9 W into 4 Ω – 770 mA each channel.
Power output: 14 V supply, 4 Ω load, 10% distortion – 5½ W RMS per channel, 20 V supply, 4 Ω load, 10% distortion – 10 W RMS per channel.
Total harmonic distortion: at 50 mW, 4 Ω load, 20 V supply – less than 0.1%.
Input sensitivity: for 9 W into 4 Ω – 90 mV.
Frequency response: –3 dB at 40 Hz and 16 KHz.
Load impedance: 4 Ω or 8 Ω, but device is safe with any load.

Improve your audio equipment – today

Both the IC20 and the PZ20 are covered by the Sinclair one-year, no-quibble guarantee – if absolutely any defect arises, Sinclair will replace the whole unit – unconditionally.

You can find both the IC20 and the PZ20 at stores like Laskys and Henry's. But if you have any difficulty, send us a cheque direct and we'll send you an

IC20 and/or a PZ20 at once. 14-day money-back undertaking, naturally.

Sinclair Radionics Ltd,
London Road, St Ives,
Huntingdon, Cambs., PE17 4HJ.
Tel: St Ives (0480) 64646

VAT Registration number: 213 8170 88.

sinclair

DISCORDANT VOICES

ALL is not harmonious in the musical world, as students of electronics are likely to be well aware. Opinion among musicians is certainly found to be sharply divided when the involvement of electronic techniques is discussed. Is there any real danger that traditional musical styles will suffer, or even be swept away, in the future by the new sounds and tonal expressions electronics alone is capable of producing? Fears of such an impending catastrophe are sometimes expressed by the more conservative minded.

The technology of electronics and the art of music have long been intermeshed one with the other. As a sound reinforcing agency, electronics has an extremely long association with traditional music and instruments. But ever since the infinite capabilities of tone pattern generation became recognised by circuit designers, innovation in sounds has become as important, and even more exciting, a role for electronics in the music field. From then on, it seems, a dilemma emerged. For some at any rate. Which is the right road for music-electronics to pursue: using electronic techniques to imitate or to reinforce without altering the essential character of traditional instrument sounds; or using electronic circuitry freely without limitations to create sounds that are original or, at least, do not have to be considered mere imitations of the voicing of acoustical instruments.

Undeniably there are two distinct paths; but each is clearly signposted. Both obviously have important parts to play in the development of the musical art and its wider appreciation. But the territory between these two well defined paths has become rather muddled and some state of confusion has been created in the minds of certain travellers who have become bogged down in this ill-defined area. So arguments and protests have arisen from upholders of the pure traditional approach to music, with counter arguments from the protagonists of uninhibited exploitation of electronic means and ends in the whole area of music, from composition to performance.

The non-specialist in musical affairs can leave the finer points of the debate to those who are academically or commercially involved in the musical arts. Sufficient to say electronics is a ready and willing servant of unquestionable value always at the disposal of the guardians of the muse, whensoever they make the call.

A good concrete example of the first line of approach as mentioned above is the electronic piano, where electronic techniques are employed to imitate a classical type of musical instrument. The great advantage over the conventional piano is less bulk and weight. Factors of considerable importance in the modern home. In regard to performance electronics is here paying the conventional instrument a compliment, since modern circuit techniques are applied to the task of simulating as closely as possible the characteristics of a normal piano. Though extra voicing facilities are incorporated in the case of the PE Joanna as a bonus. A small electronic indulgence which should not offend even the purists among piano players.

F.E.B.

Editor
F. E. BENNETT

Editorial
R. D. RAILTON *Assistant Editor*
D. BARRINGTON *Production Editor*
G. GODBOLD *Technical Editor*

Art Dept.
J. D. POUNTNEY *Art Editor*
R. J. GOODMAN
K. A. WOODRUFF

Advertisement Manager
D. W. B. TILLEARD
Phone: 01-634 4302

P. J. MEW
Phone: 01-634 4210

C. R. BROWN, *Classified*
Phone: 01-634 4301

Editorial & Advertising Offices:
Fleetway House, Farringdon St.
London EC4A 4AD
Phone: *Editorial* 01-634 4452
Advertisements 01-634 4202

***A new generation electronic piano with
an exciting specification***

- **High degree of piano tone simulation**
- **Fully touch sensitive keyboard**
- **Alternative voicing of Honky-Tonk and Harpsichord**
- **Simple tuning with a high degree of accuracy**
- **Soft and sustain pedals**
- **Lightweight, attractive styling with
amplifier incorporated in stool**
- **Cost to build £120 approx.**

PE JOANNA

By A.J. BOOTHMAN B.Sc.

CONVENTIONAL



HARPSICHORD



SINCE the first publication of an electronic piano design, which was in **PRACTICAL ELECTRONICS** over the period September 1972 to January 1973, the instrument has been the subject of a sharp increase in popularity. A number of commercial versions have become available on the market, whilst many organ manufacturers now include a piano stop on a large part of their range. Many of the types on offer are not touch sensitive, which, although being an advantage when used in conjunction with an organ, is a distinct drawback when a full piano substitute is required. Other designs have questionable tone or voicing which can soon become unacceptable. The P.E. Electronic Piano had a very small degree of touch sensitivity and a basic functional tone, and has now grown into the "Joanna" which combines a very wide range of touch with a good piano tone, whilst achieving a further decrease in size. In addition to its ideal adoption as the family instrument this therefore makes it very convenient to sit on top of an organ as an extra manual with or without touch sensitivity.


In establishing the new design the standard piano was investigated in more detail and the following facts and comments will be of interest to the reader.

PIANO HISTORY

According to past literature on the subject the first stage in the evolution of the piano was the clavichord, which used the impact of metal blades on horizontally stretched wires. The other notable predecessor was the harpsichord in which a mechanically coupled plectrum was used to pluck the strings. Instruments of the latter type can still be obtained, and in the "Joanna" a harpsichord tabswitch is provided.

The pianoforte, in which the wire is struck by a felt covered wooden hammer which is allowed to quickly fall back, has evolved into two basic types, namely the grand and the upright. The latter, which is of course the most common type, covers a wide range of tonal qualities, many of which have their

HONKY TONK



P.E. PIANO SPECIFICATION

MUSICAL COMPASS

Five Octaves C to C 61 Notes

FREQUENCY COMPASS

Fundamental Frequency Range 60Hz to 2kHz approx
Master Oscillator 50kHz approx

NOMINAL OUTPUT LEVELS

External Amplifier 1V into 1M Ω
400mV into 10k Ω
100mV into 2k Ω
Headphones 50mW into 4 Ω

TOUCH CHARACTERISTICS

Dynamic Range >27dB
Key Action <1oz

MAINS INPUT

240 Volts 50 Watts

SOUND ENVELOPE (nominal times)

Touch Range 2 to 40mS
Attack Period <1mS
Early Decay 500mS
Sustain Period 3 to 5S (varies over compass)

TREMOLO FREQUENCY (nominal)

Slow 5Hz
Fast 10Hz

DIMENSIONS AND WEIGHT

Case 38in x 14in x 5in
Height of legs 24in
Weight 20lbs

CONTROLS

Level Control/On-Off Switch
Piano Tab
Honky-Tonk Tab
Harpsichord Tab
Tremolo Slow Tab
Tremolo Fast Tab
Sustain Foot Pedal
Soft Foot Pedal

SOCKETS

Mains Supply Socket
Pedal Socket
External Amplifier Socket
Headphone Socket
Stool Amplifier

POWER

Output Power 15-25 Watts

own individual appeal. Apart from the rich full piano sound obtainable from a high quality instrument, the other most characteristic variation, which is usually associated with age, is the honky-tonk. The "Joanna" provides a honky-tonk tabswitch, and by using all three tabs in combination a wide range of tone is available to the performer.

COMPASS AND SIZE

A normal piano covers $7\frac{1}{4}$ octaves, with some smaller versions having a limited availability. The stringing of the piano is necessarily complex and takes up a considerable amount of space, fold-over techniques being used to minimise the volume where possible. Limiting the compass to five octaves greatly assists in reducing the size of the electronic instrument to minute proportions when compared with the conventional instrument, and is convenient from the electronic component point of view in simple economic tone generation. The choice of compass is an individual matter, but the author now prefers to use C-C in the general home environment, whereas F-F has been used for group work. In order to give some compensation for the loss of bass notes it has been simple to arrange for a slight enhancement of the level of the bottom two octaves, and the result has been assessed to be a good compromise by a number of pianists with widely differing styles.

TOUCH ACTION

The keyboard dynamic range of a piano is in the range 50-60dB, but this level of touch sensitivity is not often available in the average instrument, and the 30dB or so offered by the "Joanna" should be pleasing to most pianists. The principle of touch action is the subject of much discussion but suffice it to say that the majority opinion is that the final hammer velocity is the only determining factor in the resulting sound. In the conventional piano the velocity defines the level of output and the tonal quality, and the means by which this velocity is achieved, e.g. a gradual build up of key speed, effects neither parameter.

In the "Joanna" the level of output is varied by the average speed of the key over the depression period, and the tone is not altered, other than through the normal effect in the ear of the listener where perceived tone varies with level. The level control is used to limit the maximum volume achievable to suit the environment and is not operated during the execution of a musical score. The final aspect of touch is the key-weight which is considerably less than the normal 2oz. This gives a very fast action, but does of course feel different to a normal piano keyboard, and requires time to become adjusted.

ENVELOPE

Many resonance effects are present in a piano which result in a complex decay portion of the envelope, both in terms of level and harmonic content. A large influencing factor is the use of multiple stringing and the way in which sympathetic resonances can be initiated by the note being struck. Simulation of these effects could be achieved by extensive electronic synthesis, but to produce a polyphonic instrument by such techniques is outside the



Control switches and voicing tabs

economic scope of the large area of interested constructors who are also prepared to accept that a full detailed synthesis of a piano is not of the utmost importance, whilst an improvement on presently available designs is welcome. The "Joanna" offers a decay characteristic which varies in length across the compass, and is in the region of five to three seconds.

VOICING

Two tonal aspects are mentioned above where simulation is not attempted, i.e. variation of the harmonics content with key velocity and over the decay period. The harmonic content of the basic note differs over the range of the board, and the voicing circuits are designed to give a greater level of high harmonics at the lower end of the piano to match the conventional instrument. The voicing circuits allow the constructor some freedom of fine adjustment to suit his own taste, and are split into three groupings across the keyboard.

PEDAL ACTION

The soft pedal of a grand piano operates the hammer action mechanism to move it into a position whereby the number of strings hit on the multi string sections is reduced, whereas the upright system is to reduce the hammer travel and thus its terminal velocity. The "Joanna" by simultaneously reducing the output level from all notes is similar to the upright action. The sustain pedal raises all dampers, and is directly simulated in the electronic version.

ENVIRONMENTAL ACOUSTICS

As with all sound sources, the acoustics of the environment can have a very great effect on the overall result obtained from a piano. The first

noticeable effect is the difference in tone experienced at varying distances from the sound source which occurs with both the conventional and electronic piano. The second is the way in which the size of the room influences the bass response of the instrument.

Reverberation can enhance the piano tone considerably as would be experienced by comparing the result on a high quality piano in the average living room, with the same instrument located in a concert hall. The "Joanna" can easily be fed into a spring line reverberation unit, which if used to a very small degree can give a pleasing sound in a small room. Headphones can be plugged into the instrument for silent practice, or to create your own sound stage without any influence from the room environment.

TUNING

The conventional piano requires tuning at least once a year, and is often left considerably longer. The use of the master tone generator in the "Joanna" ensures that the relative tuning of all notes is extremely accurate and not subject to variation. Compared with some two hundred tuning adjustments on the normal piano, the "Joanna" has only one.

COST

As stated earlier it is not beyond the reach of electronics to completely synthesise the action and sound of a piano, but the value of attempting such a project is extremely questionable. We are not going

to see a concert pianist changing to an electronic piano for major performances and the project should be judged against the background of the average domestic upright, taking up considerable room space and having a present day cost of at least £400. For an outlay of approximately £120, depending on the amount of effort which the constructor wishes to apply, an attractive practical instrument can be provided for the use of all the family which will give many hours of pleasure.

OVERALL SYSTEM

The block diagram Fig 1.1 shows the way in which the various sub-units are interconnected to make up the "Joanna" and from the diagram the overall principles of operation can be understood.

The keyswitch assembly, linked to the five octave keyboard, consists of 61 single pole changeover switches, operating between ground potential when at rest and a rail voltage of approximately 20 volts when the key is depressed. Touch resistors are mounted on the keyswitch assembly as indicated.

The switch outputs are routed to 12 boards, each containing five envelope circuits, such that all octaves of one semitone go to one board. Three outputs are taken from the Envelope Boards, grouping the bottom two octaves, the middle two octaves, and the top octave, and lead to the Preamplifier Board. This contains separate voice filters for each of the groupings mentioned, feeding to a preamplifier the gain of which is determined by a voltage controlled amplifier in the feedback loop. The latter has both tremolo and soft pedal control inputs. A direct output is taken from the preamplifier for

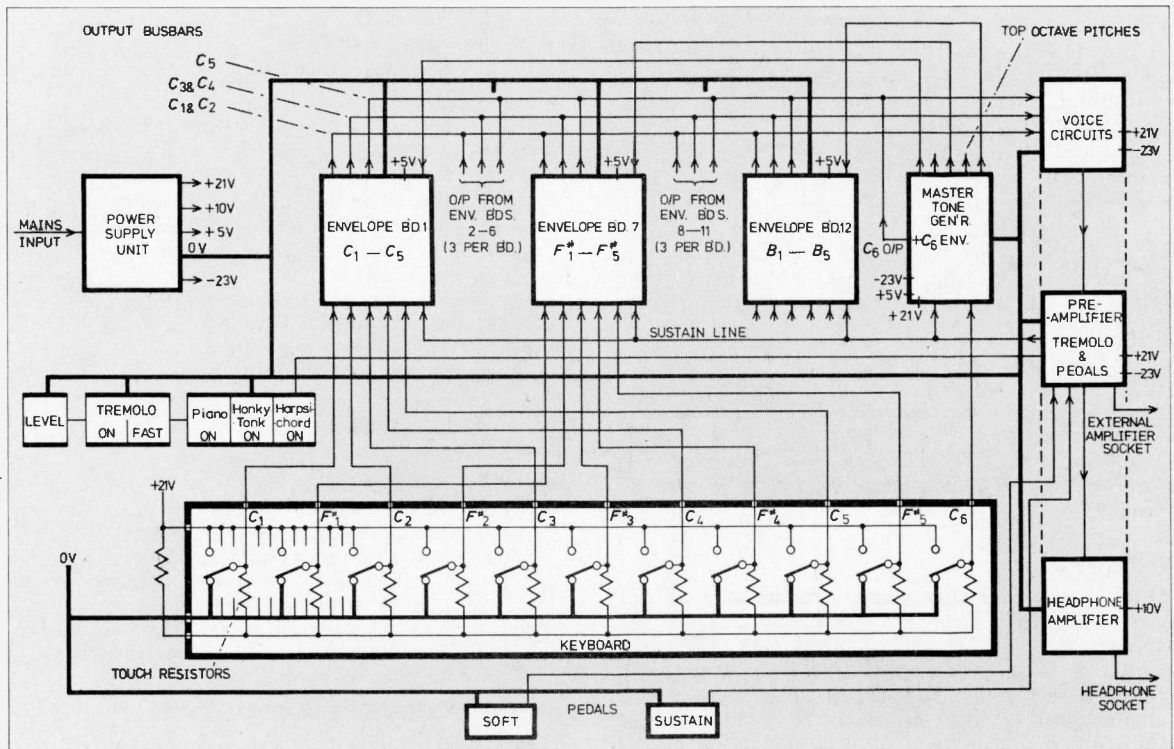


Fig. 1.1. Block diagram of the "Joanna"

Bulk Component List

To take advantage of any concessions offered by retailers for bulk purchases the following quantity list is included.

Individual component lists will appear as usual with circuit diagram as they occur.

Integrated Circuits

| | |
|---------------------------|----|
| ZN7404 | 2 |
| ZN7472 | 1 |
| ZN7493 | 12 |
| μ A741 (8-pin d.i.l.) | 5 |
| MFC6040 | 1 |
| MFC4000 | 1 |
| μ A7805 | 1 |
| AY-1-0212 | 1 |

Transistors

| | |
|--------|----|
| ZTX108 | 77 |
| ZTX501 | 1 |

Diodes

Cheap silicon diodes 20 volts 183
(e.g. 1S44, OA200 types)

Capacitors

| | |
|---------------------------------|----|
| 4.7 μ F Electrolytic 25Vmin | 61 |
| 4.7 μ F Electrolytic 12Vmin | 61 |

Resistors

| | | | | | |
|---------------|-----|---------------|-----|---------------|----|
| 56 Ω | 61 | 120k Ω | 122 | 270k Ω | 12 |
| 2.2k Ω | 12 | 150k Ω | 50 | 330k Ω | 12 |
| 33k Ω | 61 | 180k Ω | 24 | | |
| 47k Ω | 170 | 220k Ω | 26 | | |

All $\frac{1}{4}$ watt carbon 5% tolerance
The above list includes all semiconductors, 80% of the resistors, and approximately 50% of the capacitors

The voice switching is performed between the voice circuits and the preamplifier. The use of a single tab gives the pure sound for that instrument, whilst more than one tab can be used simultaneously in order to provide tonal variations to suit the performer. The tremolo switching offers two speeds of tremolo as required.

PIANO ACTION

The fundamental piano action is obtained from the envelope shapers which are shown in block form in Fig 1.2.

The time taken for the keyswitch to travel between the two busbars is converted by the touch sensor into a reducing voltage which is passed onto the sustain storage circuit as a fast leading edge to the envelope. The early decay circuit emphasises the percussive nature of the sound, and the damper operates in the normal piano manner, where it can be overridden by the sustain pedal. The resulting envelope is shown in Fig 1.3.

The final decay is obtained from the loading of the chopper on the sustain storage circuit. The chopper is fed from the divider circuits and feeds an output to the signal busbars.

INTEGRATED CIRCUITS

It can easily be envisaged that an electronic piano is an ideal equipment for total integration, and this will be achieved when a special i.c. is designed for the envelope circuit. At present it would seem that different circuits, in discrete form, are used by each

use with an external power amplifier and a low power output stage is included to drive headphones when required. The Preamplifier Board also contains a sustain pedal circuit, the output of which is linked to the Envelope Boards.

Generation of the 12 semitones in the top octave is carried out by one integrated circuit fed by a 500kHz input frequency. This is mounted on the Master Tone Board which also carries the envelope circuit for the top note of the piano. The dividers for the lower four octaves are included on the Envelope Boards.

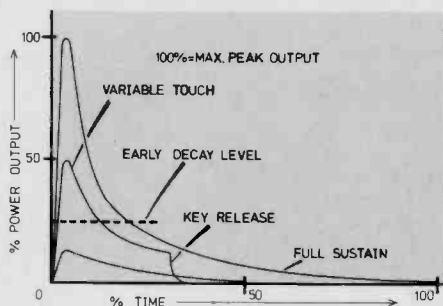


Fig. 1.3. Envelope shapes

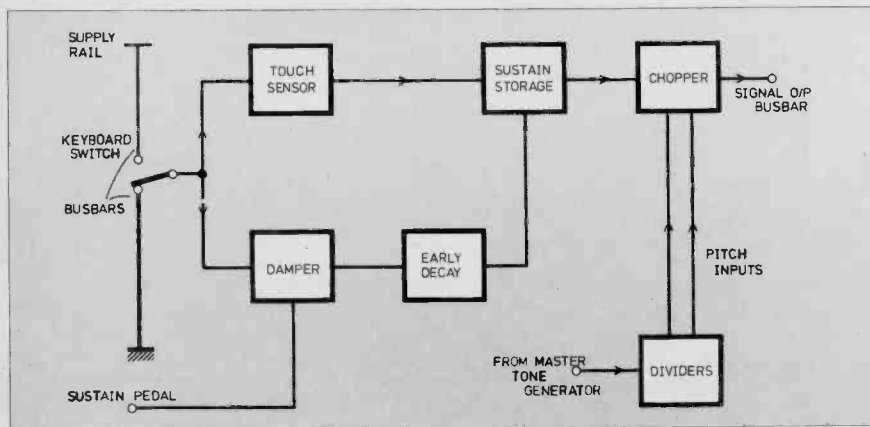



Fig. 1.2. Block diagram of envelope shapers. 61 are required



Interior of piano showing location of sub-assemblies

manufacturer of commercial equipment, but eventually one configuration would be expected to dominate, and the design of a hex or quintuple envelope i.e. will emerge. The "Joanna" uses i.c.s for master tone generation, dividers, voice circuits, preamplifier, headphone amplifier, and power supply.

PHYSICAL CONSTRUCTION

The prototype was housed in a teak veneered cabinet, mounted on chromium plated tubular legs. The pedals are fixed to a similar tube which spans the supporting feet which are made of solid teak. Whilst this combination gives a very attractive finish, a cheaper cabinet could be produced using a mixture of ordinary chipboard and blockboard, covered in a heavy vinyl material, which would also be more suitable if portability is required.

All the controls, except for the pitch adjustment, are mounted on the narrow strip immediately above the keyboard, in an easy playing position. The pitch control is revealed by removal of the music stand and lid.

Referring to the photograph of the interior details, the Power Supply is built on its own separate chassis, whilst the cabinet is designed to provide natural support for all the printed boards. Plug in connectors have not been used, in order to keep the cost to the minimum. The socket panel, sunk into the rear of the instrument, provides external amplifier, and headphone outputs, mains and pedal inputs, and carries the mains fuse. The keyboard is mounted directly to the base of the cabinet. This has the particular advantage, when used as an extra manual in an organ, of reducing the height between the keyboard and the top surface of the organ. The base of the cabinet is designed to give very easy access to the keyswitch assembly, without removal of the keyboard.

The piano stool has been designed to accommodate a power amplifier and 12in heavy duty loud-speaker. A mains socket has also been provided to give a neater appearance to the necessary inter-connecting leads between piano, stool, and wall socket.

KEYBOARD AND KEYSWITCH

The "Joanna" cabinet design is based on the use of the five octave Kimber-Allen Swedish keyboard type S.K.A., and the Clef Products keyswitch type CPS 1027, which is specially designed for use with this keyboard. The high quality Kimber-Allen unit has been adopted due to its relatively low weight and high mechanical rigidity which also simplifies cabinet construction.

BUILDING SEQUENCE

The recommended sequence for construction is to commence by building a simple jig as shown in Fig. 1.4. This allows accurate construction of the final cabinet to be carried out in parallel with the electronic work, thus avoiding the delay associated with high standard woodwork and the possibility of damaging the cabinet during the testing of the sub-assemblies.

If finances allow the purchase of the keyboard and keyswitch at the start of the project, they can be mounted in the jig immediately and used later in testing out the envelope boards, but an alternative is to make a set of five single pole two-way switches as shown in Fig. 1.5, and mount them on the front base-panel of the jig. This will allow the testing of one Envelope Board at a time.

The first electronic units to build are the Power Supply and Tone Generator Board, which can be placed in their appropriate positions in the jig. Any power amplifier can be used to test the outputs from the Tone Generator Board, and the Socket panel can be used to give a permanent connection to the amplifier, with a test lead connected to the output socket via a 47k Ω resistor and a 0.5 μ F capacitor. The next step will be to build the Envelope Boards, which after insertion into their allotted places in the jig can be tested using the experimental keys and the test lead described earlier.

The final board to construct will be the Preamplifier, which will then allow testing of the complete system to be carried out. At this point the tested system, including the Keyboard, can be transferred to the completed cabinet.

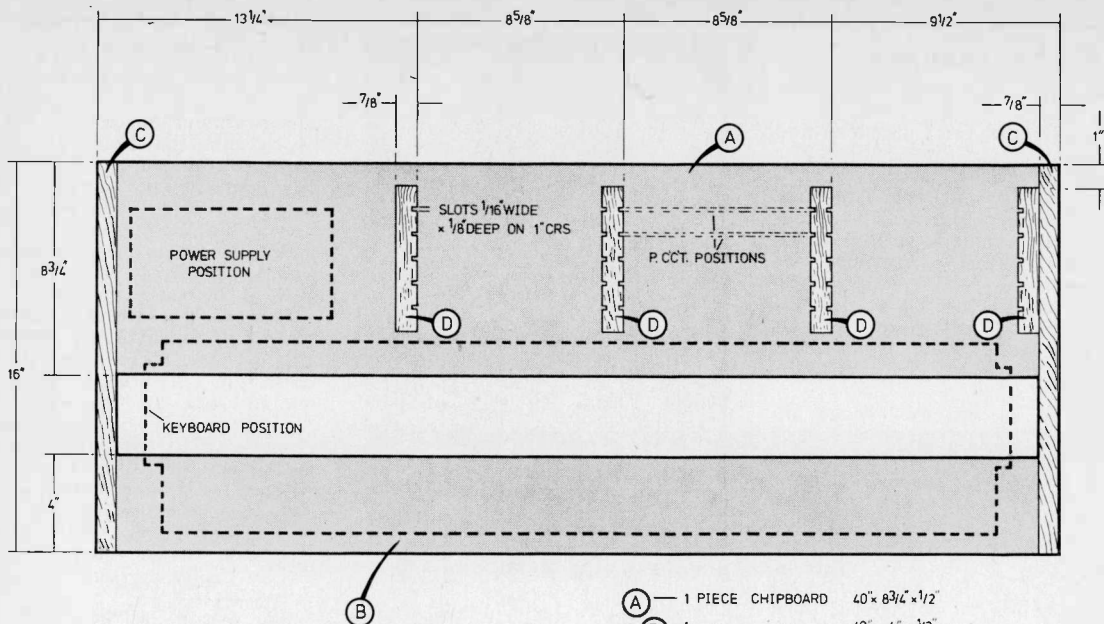


Fig. 1.4. Simple jig for testing sub-assemblies

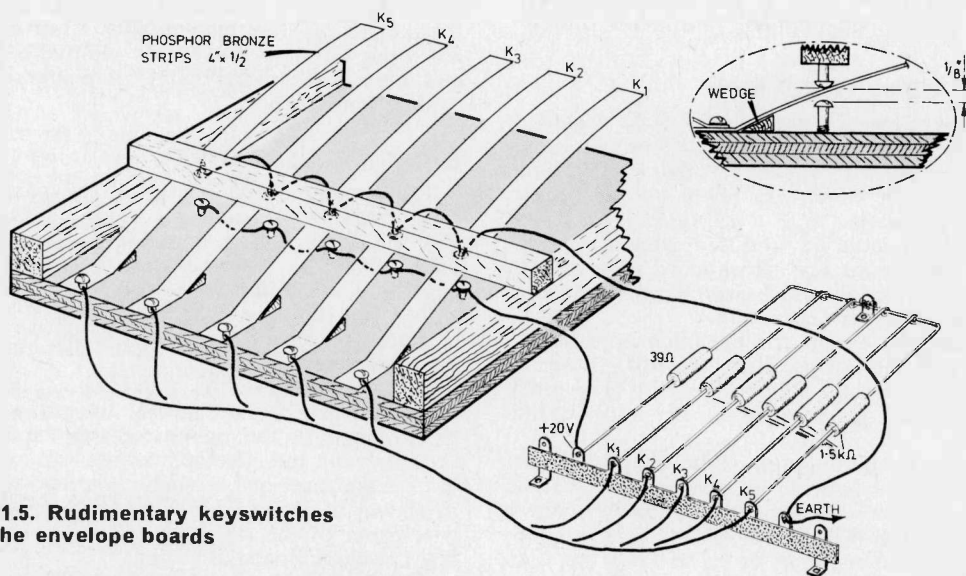


Fig. 1.5. Rudimentary keyswitches for the envelope boards

TEST/CONSTRUCTION JIG DETAILS

The base of the jig is split into two parts, the front part 4in wide, and the rear part 8 $\frac{3}{4}$ in wide. This leaves a gap of 3 $\frac{1}{4}$ in which is spanned by the keyboard. The two base panels are held together by timber end cheeks, screwing from underneath. Four p.c.b. supports are mounted on the rear base panel in the positions shown. Two of the supports require slots cutting on both sides.

The Keyboard and Power Supply are fixed in the positions indicated. The p.s.u. chassis carries all plugs and sockets, and will provide the anchor point for the test lead. Four standard legs can be screwed onto the jig which produces a very useful work bench for the period of the project.

EXPERIMENTAL KEYS

If it is decided to leave purchase of the keyboard until later in the programme, the experimental key system shown in Fig. 1.5 can be constructed.

The five spring strips should be biased to press against the top screws, which are linked together and returned to ground potential. The five lower screws are also linked and returned to the supply voltage. In order to test the touch action the touch resistors should be wired as shown in the diagram.

Next month: Power Supply, Tone Generators and Envelope circuitry are described

1975 SPACE PROGRAMME

One of the most noticeable developments of the space era is that each year there is more and more international co-operation. The benefits of space science and earth applications from space activities, are becoming more widely recognised. This attitude is being reflected in the increasing number of launches.

The number of USA launches planned for 1975 was set at 25. Of these no less than 15 were to be from other countries or from international missions.

All the missions except one are unmanned. The manned mission is the joint USA and USSR *Apollo-Soyuz* docking for which the training is almost complete. The Russian final field (space) trial took place in January with two astronauts living for 31 days in space. During this period they practised docking and moving from one vehicle to the other.

The link-up mission between the Russian and American astronauts is scheduled to take place on July 15. The crews will exchange visits and perform some scientific experiments. It is planned that the two spacecraft will be joined up for two days.

Altogether, there have been 25 joint planning meetings which began in 1972. In February the final arrangements were completed leaving only the final training of the crews. The final tests of the control communications between the two centres in Soviet Union and Houston has been successful.

Professor Bushuyev said at the last meeting that the *Soyuz* spacecraft was fully prepared. Some special modifications have been made to the spacecraft in order that conditions may be more compatible. They have lowered the air pressure and raised the oxygen content. This brings the *Soyuz* craft more in line with the system used by the USA.

Other modifications include the installation of new antennae and communication equipment together with flashing beacons, lights and an approach target which will assist the docking of the *Apollo* craft with *Soyuz*.

The joint crews will have trained together and separately for five months before launch date. Some of this will take place in the USA and some in the USSR. The Russian crews, each of two men are, Commander Aleksey Leonov and Valeriy Dubasov the first crew with Anatliy Filipchenko and Nikolay Rukavishnikov of the second crew. The American team are Commander Thomas Stafford, Command Module Pilot Vance Brand, and Module Pilot Donald K. Slayton.



BY FRANK W. HYDE

The joint mission of the USSR and the USA represents an important point in space history. The success of this mission will establish that it will be possible to affect rescue from space. Of course, it has always been possible to do this from the *Apollo* facilities but now the first steps in international facilities will be taken.

The ten day mission of *Apollo-Soyuz* Test Project (ASTP) will commence with the launch from Baikonor, Kazakhstan on July 15. Some 7½ hours later a three man *Apollo* will be launched from the Kennedy Space Centre. Various activities will take place during which the crews will visit each other's quarters, and remain as one group for about two days. The *Soyuz* spacecraft will then undock and return to Earth. The *Apollo* will remain in orbit six more days while the crew carry out some special scientific experiments.

OTHER MISSIONS

Of the remainder of the missions planned two are for the study of the Sun, nine for communications and navigation. Three are devoted to the study of the Earth's atmosphere and the environment and another four will study climate and air pollution. Two more are for astronomy and another for oceanographic research.

Twelve of the spacecraft to be launched by NASA are owned variously by other nations or other government agencies and private agencies. These pay NASA for the launches. West Germany and France have the *Symphonie 2*. Two satellites are for *Intelsat*, the consortium of 80 nations. The European Space Research Organisation has one satellite for the study of cosmic rays.

RESOURCES SATELLITE

The second Earth Resources Satellite *ERTS 2* will it is hoped repeat the enormous success of *ERTS 1* which surpassed the most ambitious hopes of the planners. During the 29 months of activity prior to the launch of *ERTS 2* in January, the first of the satellites sent back more than 100,000 images covering the whole of the United States and most of the rest of the world.

The satellites are inter-nations in scope and mission. Any nation can obtain data taken over its own territory. The orbital time is 103 minutes with an observation band 115 miles wide. The data covers the observation of agriculture, forestry, marine resources and biology, water resources and air pollution. The data can be processed into images or other forms for computer assessment. These observations over any particular territory are repeated every 18 days.

The sensors on the *ERTS 2* are the same as those on *ERTS 1*. The return beam vidicon sub-system is a complement of three cameras sensitive to different regions of the electromagnetic spectrum. Full colour images can be constructed from the data, when each separate image is superimposed in its respective colour in a single frame. Every item found in nature reflects solar energy in a different way, often invisible to the naked eye, and this situation is overcome by the system used in the satellite. Thus disease of plants can be "seen" as well as many other changes.

The multispectral scanner collects similar data by scanning the Earth directly below the satellite. Another, the data collector sub-system, collects and relays from some 1,000 ground based platforms located in remote areas. These platforms measure ground temperature, moisture content, winds and pressure and is correlated with the data recorded on the spacecraft.


THROUGH THE COMET'S TAIL

Comet Kahoutek revealed some of its secrets when the *Helios* satellite encountered space debris from the comet. Only a few particles were detected by the micrometeorite detector, but the implications are extensive.

The team responsible for the data suggest that the second *Helios* probe should be held back so that it can intercept Comet Encke which is due to return to our vicinity in 1977. This could have important consequences with regard to the theory of comet construction. Most workers lean toward the theory that conglomerate and icy particles fit the data so far available.

TOUCH TUNING UNIT

By R.J. BONFIELD



A PUSHBUTTON varicap stereo tuner was described in the May 1973 issue of PRACTICAL ELECTRONICS which was designed to overcome the problem of the mechanical tuning capacitors and the associated pulleys and pointers.

The pushbutton arrangement adopted solved these problems to a certain extent, but did not eliminate them altogether since the pushbuttons are mechanical devices. The requirement is a completely electronic method of tuning, namely a system of touch-operated switches, as is to be described.

PRINCIPLE OF OPERATION

When the base of any one of the Darlington pairs (Fig. 1) is touched a minute current will flow which is amplified. This current causes the voltage on the corresponding collector line to drop, and one of the flip-flops in IC1 will switch on. As the i.c. contains six flip-flops, six pre-tuned stations are available.

To ensure that only one station is selected at any one time, diodes D1-D6 reset all the flip-flops when any one is selected.

The voltage at the output of the selected flip-flop will rise to 7V and appear across the preset potentiometer used for tuning. This voltage is not sufficient for most varicap tuners, so it is amplified by the operational amplifier IC2.

L.E.D. DISPLAY

The circuit of the l.e.d. station readout is shown in Fig. 2. The 7-segment l.e.d. displays a station from 1 to 6. When the unit is initially switched on,

Table 1: Allocation of stations

| Touch Button | Station Selected |
|--------------|--|
| 1 | BBC local radio (Radio London) |
| 2 | BBC Radio Two |
| 3 | BBC Radio Three |
| 4 | BBC Radio Four |
| 5 } 6 } | { Alternative IBA or BBC local radio stations |

COMPONENTS...

Resistors

- R1-R6 10k Ω (6 off)
 - R7 470 Ω
 - R8-R9-R10 (see Table 2)
 - R11 82k Ω
 - R12 100k Ω
 - R13-R15 1k Ω (3 off)
 - R16 (see Table 2)
 - R17-R24 150 Ω (8 off)
- All 10%, $\frac{1}{2}$ W carbon except where otherwise stated

Capacitors

- C1 680 μ F elect. 16V
- C2 10 μ F elect. 16V
- C3 2,200 μ F elect. 6.3V
- C4 0.1 μ F polyester
- C5 1 μ F elect. 16V
- C6 10 μ F elect. 16V
- C7 1 μ F elect. 16V

Potentiometers

- VR1-VR6 10k Ω trimpots or skeleton presets

Diodes

- D1-D6 IN914 or OA200 (6 off)
- D7 (see Table 2)
- D8 BZY88 C6V8 6.8V 400mW Zener
- D9-D16 IN914 or OA200 (8 off)
- D17 BZY88 C5V1 5.1V 400mW Zener
- D18-D26 IN914 or OA200 (6 off)
- D27 BZY88 C5V1 5.1V 400mW Zener

Transistors

- TR1-TR12 BC109C (12 off)

Integrated Circuits

- IC1 SN74118N
- IC2 741C
- IC3 SN7447A
- IC4 DL709 (Bywood Electronics)

Miscellaneous

- Pegboard, Veropins, wire, 8 and 16 pin i.c. sockets, six metal buttons

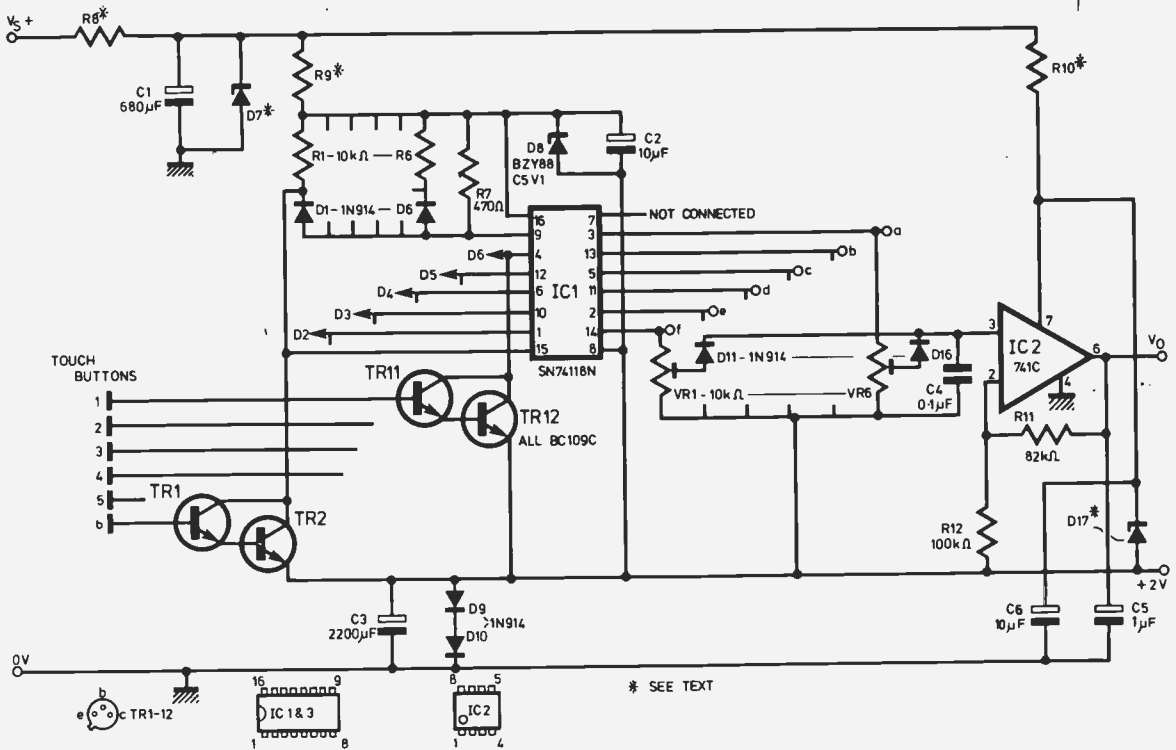


Fig. 1. Circuit diagram of basic Touch Tuner. Note the inclusion of the large electrolytics C1 and C3. These are for ripple suppression if a stabilised mains supply is used

the figure "0" appears until a station is selected. The user must remember which station corresponds to each number.

A suggested method of station identification is shown in Table 1. A similar table could be printed on the front of the tuner using Letraset, or similar transfers.

VOLTAGE STABILISATION

If the supply voltage is derived from the mains it is essential that stabilisation is included. To adapt to various supply voltages as shown in Table 2, the requisite component changes are given. Total power requirement is about 5W.

Table 2: Changes for various supplies

| V _B | R8 | R9 | R10 | R16 | D7 BZY88- C15V C15V C12V | D17 BZY88- C6V8 C6V8 C6V8 C6V8 |
|----------------|-----------|-----|------|-----------|-----------------------------------|--|
| 35 | 200Ω (2W) | 82Ω | 560Ω | 220Ω (5W) | C15V | C6V8 |
| 24 | 82Ω (2W) | 82Ω | 560Ω | 120Ω (5W) | C15V | C6V8 |
| 15 | 27Ω (½W) | 47Ω | 270Ω | 33Ω (1W) | C12V | C6V8 |
| 12 | — | 47Ω | 270Ω | 33Ω (1W) | — | C6V8 |
| 9 | — | 22Ω | — | 15Ω (½W) | — | — |

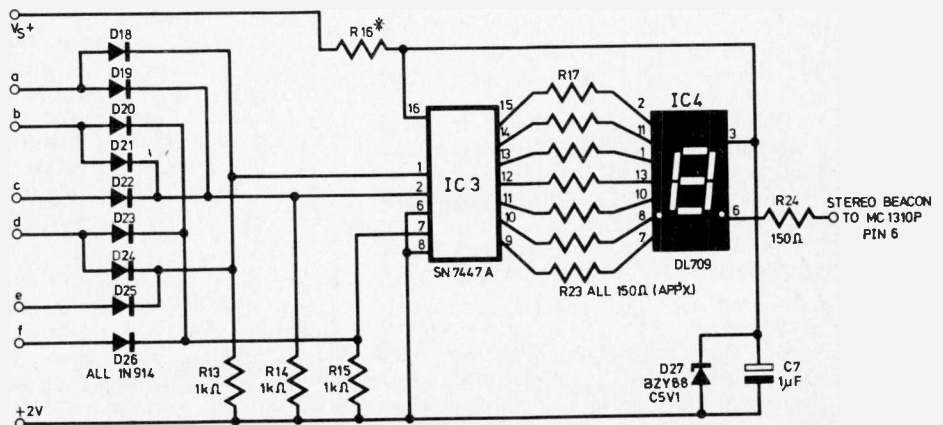



Fig. 2. Circuit for decoder and readout



Component layout for Touch Tuner. Keep lead lengths from transistor board short. Other layouts can be attempted on Veroboard or p.c.b. if so desired

COMPONENTS

Diodes D1 to D6, D11 to D16 and D18 to D26 can be any silicon types. The six preset potentiometers are ideally trim pots for ease of tuning, although carbon skeleton types may be used. In this case it may be desirable to add padding resistors between each preset and IC1, the value of these resistors may be in the range $4.7k\Omega$ to $27k\Omega$ depending on the tuning spread required.

The values of R8, R9, R10 and the voltages of Zeners D7 and D17 should be selected from Table 2. Where they are not required, resistors must be replaced by short-circuits and diodes by open circuits.

Resistor R16 will become hot when a high supply voltage, i.e. 24V or 35V, is used. In these cases it must be a 5W component and must be mounted where it will not damage other components, preferably off the main circuit board.

The decimal point on the 7-segment display can be employed as the stereo beacon, by connection to pin 6 of the MC1310 stereo decoder i.c.

The l.e.d. may be glued to the rear of the tuner's front chassis, behind a rectangular hole. Connections would then be made by wires several inches long from the circuit board to an i.c. socket which is plugged onto the l.e.d.

The pin numbers shown in Fig. 2 for the l.e.d. apply to the Hewlett Packard 5082-7730 or the Data Lit 707. Other types, such as the DL747, can be used, but the pin connections must be checked. IC3 is the 7-segment decoder.

CONSTRUCTION

It is recommended that i.c. sockets are used, in particular for IC1 and IC3. The input transistors must be mounted close to the touch buttons on a separate board, as shown in the photograph. *It is important that the touch buttons are not connected to the transistors by long leads.*

The preset potentiometers should be mounted away from the circuit board, in a position convenient for

adjustment. If the maximum output voltage is too low, it can be increased by changing R12 to $120k\Omega$ or $270k\Omega$.

In the prototype, six metal buttons were Araldited to Bakelite, otherwise any small metal objects are suitable.

TESTING


To test the unit connect V_s and 0V to any one of the recommended power supplies given in Table 2, making sure that the appropriate component amendments are made.

Connect the output, V_o , to pin C of the LP1186 tuner module. It is not necessary to make a connection between the touch circuit and pin E of the LP1186. Check that R17 is connected if it is external to the board and check the connections to the 7-segment l.e.d. if fitted.

Turn each preset to its lowest voltage position and switch on. The l.e.d. should read "0". Touch each panel in turn and the readout should change each time. If this is not so, check the connections to IC1. If incorrect segments are illuminated, check diodes D18 to D26 and the l.e.d. connections.

Locate the preset for the selected station. The voltage across this potentiometer should be 4V to 5V. The output should be 1.5V to 2V. Rotate the potentiometer to its maximum position and the output should be 8V to 10V. Check these voltages with a voltmeter.

As the preset is rotated from its minimum position, the first station to be tuned in should be Radio 2. If it is Radio 3 or Radio 4, and Radio 2 cannot be tuned in, then the voltage across D9 and D10 is too high, so one of these diodes should be removed or replaced. If no stations can be tuned in, and the voltage across D9 and D10 is less than 1.5V, check whether one of the diodes is faulty and if so replace it, otherwise add a third diode in series with the first two. ★



This could lead to something big.

A soldering iron and a screw driver. If you know how to use them, or at least know one end from the other, you know enough to enrol in our unique home electronics course.

This new style course will enable anyone to have a real understanding of electronics by a modern, practical and visual method. No previous knowledge is required, no maths, and an absolute minimum of theory.

You build, see and learn as, step by step, we take you through all the fundamentals of electronics and show you


how easily the subject can be mastered and add a new dimension not only to your hobby but also to your earning capacity.

This course is accepted by and used in a large number of schools and colleges and forms an invaluable grounding for professional training in the subject. All the training is planned to be carried out in the comfort of your own home and work in your own time. You send them in when you are ready and not before. These culminate in a final test and a certificate of success.

1

Build an oscilloscope.

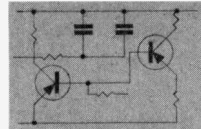
As the first stage of your training, you actually build your own Cathode ray oscilloscope! This is no toy, but a professional test instrument that you will need not only for the course's practical experiments, but also later if you decide to develop your knowledge and enter the profession. It remains your property and represents a very large saving over buying a similar piece of essential equipment.



2

Read, draw and understand circuit diagrams.

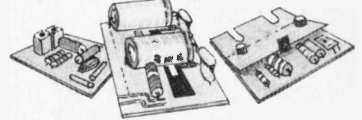
In a short time you will be able to read and draw circuit diagrams, understand the very fundamentals of television, radio, computers and countless other electronic devices and their servicing procedures.



3

Carry out over 40 experiments on basic circuits.

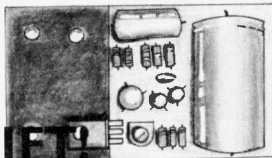
We show you how to conduct experiments on a wide variety of different circuits and turn the information gained into a working knowledge of testing, servicing and maintaining all types of electronic equipment, radio, t.v. etc.



PLUS

FREE GIFT

ALL STUDENTS ENROLLING IN OUR COURSES RECEIVE A FREE CIRCUIT BOARD ORIGINATING FROM A COMPUTER AND CONTAINING MANY DIFFERENT COMPONENTS THAT CAN BE USED IN EXPERIMENTS AND PROVIDE AN EXCELLENT EXAMPLE OF CURRENT ELECTRONIC PRACTICE



To find out more about how to learn electronics in a new, exciting and absorbing way, just clip the coupon for a free colour brochure and full details of enrolment.


WAA

Brochure without obligation to:
BRITISH NATIONAL RADIO & ELECTRONICS SCHOOL, Dept. EL55
P.O. Box 156, Jersey, Channel Islands.

NAME.....

ADDRESS.....

(Block caps please)



WILMSLOW AUDIO

THE Firm for speakers!

SPEAKERS

| | |
|--|--------|
| Baker Group 25 3, 8 or 15 ohm | £7-75 |
| Baker Group 35 3, 8 or 15 ohm | £8-50 |
| Baker Group 50 12 8 or 15 ohm | £12-50 |
| Baker Deluxe 12in d/cone | £10-75 |
| Baker Major 12in d/cone | £8-50 |
| Baker Regent | £7-75 |
| Baker Superb | £14-50 |
| Baker Auditorium 12 | £12-50 |
| Celestion MH1000, 8 or 15 ohm | £10-95 |
| Celestion P58 for Unilux | £3-25 |
| Celestion G12M 8 or 15 ohm | £12-00 |
| Celestion G12H 8 or 15 ohm | £15-00 |
| Celestion G15C 8 or 15 ohm | £24-00 |
| Celestion G18C 8 or 15 ohm | £33-00 |
| Coral 6in d/cone roll surr. 8 ohm | £2-50 |
| Coral 8in d/cone roll surr. 8 ohm | £3-25 |
| EMI 13in x 8in 3, 8 or 15 ohm | £2-25 |
| EMI 13in x 8in 150 d/c 8 ohm | £2-50 |
| EMI 13in x 8in 450 t/w. 3, 8 or 15 ohm | £3-75 |
| EMI 13in x 8in type 350 8 or 15 ohm | £8-25 |
| EMI 13in x 8in 20W bass | £6-60 |
| EMI 6in 93850 4 or 8 ohm | £3-00 |
| EMI 5in 1A 7030 mid range 8 ohm | £2-50 |
| EMI 8 x 5 d/cone, roll surr. 10W | £2-50 |
| EMI 2 1/2in tweeter 97492AT | £0-65 |
| Eagle DT33 30W tweeter | £5-45 |
| Eagle HT15 horn tweeter | £3-80 |
| Eagle CT5 cone tweeter | £1-75 |
| Eagle CT10 tweeter 8 or 15 ohm | £2-55 |
| Eagle MHT10 horn tweeter | £3-80 |
| Eagle crossover CN23, CN28, CN216 | £1-50 |
| Eagle FR4 | £5-30 |
| Eagle FR65 | £8-35 |
| Eagle FR6 | £10-65 |
| Eiac 9 x 5 59RM109 15 ohm, 59RM114 8 ohm | £2-80 |
| Eiac 6in 6RM171 d/c roll surr. | £3-50 |
| Eiac 6in 6RM220 d/cone | £2-65 |
| Eiac 4in tweeter TW4 | £1-50 |
| Eiac 10in d/cone 10RM239 8 ohm | £2-85 |
| Eiac 8in 8CS175 3 ohm | £2-50 |
| Fane Pop 15W 12in | £5-25 |
| Fane Pop 25T 30W 12in | £7-25 |
| Fane Pop 50W 12in | £12-00 |
| Fane Pop 55 60W 12in | £12-50 |
| Fane Pop 60W 15in | £13-25 |
| Fane Pop 100W 18in | £24-50 |
| Fane Crescendo 12A 100W 12in | £29-00 |
| Fane Crescendo 12B bass | £29-00 |
| Fane Crescendo 15in 100W | £36-00 |
| Fane Crescendo 18in 150W | £51-95 |
| Fane 801T 8in d/c roll surr. | £7-00 |
| Fane 807T 8in d/c roll surr. | £3-85 |
| Fane 808T 8in d/c | £2-75 |
| Fane 701 twin ribbon horn | £35-00 |
| Fane 910 horn | £12-75 |
| Fane 920 horn | £33-00 |
| Goodmans 8P or 15 ohm | £5-00 |

| | |
|---|--------|
| Goodmans 10P 8 or 15 ohm | £5-30 |
| Goodmans 12P 8 or 15 ohm | £12-95 |
| Goodmans 12P-D 8 or 15 ohm | £16-75 |
| Goodmans 12P-G 8 or 15 ohm | £15-75 |
| Goodmans Audiomax 12AX 100W | £36-50 |
| Goodmans Audiomax 15AX | £40-25 |
| Goodmans 15P 8 or 15 ohm | £21-00 |
| Goodmans 18P 8 or 15 ohm | £36-00 |
| Goodmans HiFax 750 | £16-00 |
| Goodmans Axoni 100 tweeter | £7-25 |
| Goodmans Audiom 100 12in | £7-25 |
| Goodmans Axiom 402 12in | £17-25 |
| Goodmans Twinaxiom 8 | £8-25 |
| Goodmans Twinaxiom 10 | £9-00 |
| Kef 127 | £5-25 |
| Kef T15 | £6-00 |
| Kef B110 | £7-25 |
| Kef B200 | £8-25 |
| Kef B139 | £14-25 |
| Kef DN8 | £2-00 |
| Kef DM12 | £4-95 |
| Kef DN13 | £3-30 |
| STC401G super tweeter | £5-70 |
| Richard Allan CG8T d/c r/surr. | £6-35 |
| 2 1/2in 64 ohm, 70mm 80 ohm, 70mm 8 ohm | £0-65 |
| 2 1/2in 75 ohm | £0-50 |
| 7in x 4in 3 or 8 ohm | £1-40 |
| 8in x 5in 3 or 8 ohm | £2-30 |
| 10in x 6in 3, 8 or 15 ohm | £2-30 |

SPEAKER KITS

| | |
|----------------------------|-------------|
| Baker Major Module | each £10-75 |
| Decca London Ribbon Horn | £26-00 |
| Decca London Crossover | £6-50 |
| Goodmans Mezzo Twinkit | pair £36-50 |
| Helme XLK25 | pair £22-00 |
| Helme XLK30 | pair £14-95 |
| Helme XLK50 | pair £39-95 |
| Jordan Watts Module | £14-75 |
| Kefkit 1 | each £20-95 |
| Kefkit 3 | each £36-75 |
| Peerless Dome tweeter | £8-95 |
| Radford BD25 | £14-75 |
| Radford MD9 | £8-95 |
| Radford HD3 | £6-75 |
| Radford FN12 | £8-95 |
| Richard Allan Twinkit | each £8-95 |
| Richard Allan Triple 8 | each £13-75 |
| Richard Allan Triple | each £19-95 |
| Richard Allan Super Triple | each £23-75 |
| Super 8 RS/DD | £8-95 |
| Wharfedale Linton 2 kit | pair £19-25 |
| Wharfedale Glendale 3 kit | pair £34-50 |
| Wharfedale Dovedale 3 kit | pair £52-50 |

Baker, Linear and Eagle PA disco amplifiers in stock. Send stamp for list.

FREE with speaker orders over £7

All units guaranteed new and perfect. Prompt despatch. Carriage and packing, speakers 35p each, speaker kits 75p each (£1-50 pair), tweeters and crossovers 20p.

Send stamp for free booklet 'Choosing a Speaker'
ALL PRICES QUOTED INCLUDE VAT

WILMSLOW AUDIO (Dept. PE)

Loudspeakers: Swan Works, Bank Square, Wilmslow, Cheshire, SK9 1HF.
Discount Radio, PA, Hi-Fi: 10 Swan Street, Wilmslow.



Cassettes

The best buy!

| | | | | |
|--|----------|-------|-------|--------|
| Agfa Low Noise Cassettes AT LESS THAN HALF PRICE! | C60 | 1 | 5 | 10 |
| | C90 | 37p | £1-80 | £3-50 |
| | C120 | 50p | £2-48 | £4-95 |
| AGFA HIGH DYNAMIC SUPER | C60 - 6 | 1 | 5 | 10 |
| | C90 - 6 | 50p | £2-40 | £4-70 |
| | C120 - 6 | 68p | £3-35 | £6-60 |
| AGFA STEREO-CHROM CHROMIUM DIOXIDE | C60 | 1 | 5 | 10 |
| | C90 | 85p | £4-20 | £8-30 |
| | | £1-08 | £5-35 | £10-60 |

SAME DAY DESPATCH. P. & P. 15p per order

WILMSLOW AUDIO

(DEPT. PE)
10 SWAN STREET, WILMSLOW,
CHESHIRE, SK9 1HF

Cut-price prerecorded cassettes—send stamp for list

4-STATION INTERCOM



£15-15

Solve your communication problems with this 4-Station Transistor Intercom system (1 master and 3 Subs), in robust plastic cabinets for desk or wall mounting. Call/talk/listen from Master to Subs and Subs to Master. Ideally suitable for Business, Surgery, Schools, Hospital, Office and Home. Operates on one 9V battery. On/off switch. Volume control. Complete with 3 connecting wires each 66ft and other accessories. P. & P. 50p.

NEW! AMERICAN TYPE CRADLE TELEPHONE AMPLIFIER



ONLY £11-95

Latest transistorised Telephone Amplifier with detached plug-in speaker. Placing the receiver on to the cradle activates a switch for immediate two-way conversation without holding the handset. Many people can listen at a time. Increase efficiency in office, shop, workshop. Perfect for "conference" calls: leaves the user's hands free to make notes, consult files. No long waiting, saves time with long-distance calls. On/off switch, volume. Direct tape recording model at £12-95.

P. & P. 50p. 10-day price refund guarantee.

WEST LONDON DIRECT SUPPLIES (PE/5)
169 KENSINGTON HIGH STREET, LONDON, W.8

P.E. JOANNA

Electronic Piano



ALL PARTS WILL BE AVAILABLE

Keyboard, Keyswitch, P.C.B.s, Hardware, Semiconductors, Resistors, Capacitors

Complete kits or easy stages
Send 5½p stamp for details

Clef Products

31 Mountfield Road, Bramhall
Stockport, Cheshire SK7 1LY

NEWS BRIEFS


Symbol for Safety

THE British Standards Institution is to adopt a distinctive safety certification mark in addition to its famous Kitemark.

This is necessary because under article 10 of the EEC Low Voltage Directive, Community Members are required to conform to the safety requirements of the Directive in the field of electrical equipment by providing safety marks or certification or declarations of conformity.

Bodies authorised to grant such marks or issue such certificates have to be nominated by member governments. BSI, with other certification bodies, has been nominated by the UK Government for certain categories of electrical products.

To be considered for nomination in terms of the schemes for which currently the Kitemark operates, BSI needed a mark concerned *only* with safety requirements.



This has now been designed and is being registered by BSI. The new mark, based on a triangle incorporating the letters BSI in stylised form, will be a mark of conformity with a British Standard dealing only with safety, or with those parts which relate to safety characteristics in British Standards of wider application.

The stringent Kitemark testing and surveillance methods will be used in the certification of product safety. It is intended that, as with Kitemark procedures, a separate scheme will be devised for each standard, discussed and agreed with manufacturers, and then lodged with the Registrar.

Tubeless Cameras

EMPLOYING an advanced type image sensor, called a charge-coupled device (CCD), that performs the functions of Vidicon tubes in TV cameras, RCA are proposing to market two solid state tubeless black and white TV cameras in Europe in 1976.

The new RCA camera "eye" is claimed to be the first solid state image sensor to be fully compatible with present TV monitors and accessories, eliminating the need for equipment modification. The CCD image sensor produces standard pictures with a resolution comparable to images made from a two-thirds inch silicon Vidicon tube in present use.

The picture resolution of these tubeless cameras indicates that charge-coupled devices are now practical for a wide range of applications extending from surveillance cameras to more highly sophisticated use in industrial and military equipment.

Scramblers Abroad

RECENT events have highlighted the difficulties of protecting business and commercial information, and it is recognised that the complexity of modern telephone networks makes them particularly vulnerable



The portable Privateer telephone scrambler

to accidental or deliberate eavesdropping. It is claimed that this security risk can be overcome by using the EMI Privateer, designed to be linked to the telephone system in a manner fully approved by the British Post Office.

To promote overseas sales of the EMI EMISOUND Privateer telephone scrambler equipment, the company has entered into an agreement with Communications Security Limited, security consultants with world wide connections.

Basing their activities on the marketing techniques which have secured a rapid rise of interest in Privateer in the UK, the new agents will initially be concentrating on opening and developing outlets in the Middle East, South America, and certain African states.



New CCD tubeless TV camera

NEW DEVICES ...APPLICATIONS

ULTRASONIC REMOTE CONTROL

WITH the growing availability of ultrasonic transducers suited to various applications this as yet generally unused area of radiation is now coming in for much greater investigation.

Last month an ultrasonic system for the remote control of T.V. sets was announced, based on two purpose-built integrated circuits. The new system, made by ITT Semiconductors, uses multi-frequency coding, one frequency per channel, which has overcome many of the interference problems associated with earlier attempts to use ultrasonic energy in this type of application.

Of course, any system dependent on a frequency for operation must suffer from ageing effects, component drift causing frequency drift and subsequent system failure. However, the circuits developed by ITT overcome this by locking the transmitted and received signals to a crystal. In the primary application this is a colour sub-carrier crystal since one is available in the T.V. receiver and only one more is required for the remote transmitter.

Such crystals exhibit a tight frequency tolerance, a very slow ageing rate, and a small temperature coefficient. In this way no trimming is needed at either end of the system for satisfactory operation.

Two basic systems have been developed, a 15-command system and a 30-command system. Each has

transmitter and receiver chip, and the associated circuitry required for both ends is fairly simple.

The 15-command system can be used for switching up to eight T.V. channels and additionally controlling three analogue functions such as volume, colour and brilliance. For each analogue function two channels are used, one to initiate upward and the other downward movement of the function concerned. In addition, in the system developed and displayed by ITT the commands could be given both at the receiver and on the remote control unit by means of touch switches.

The 30-command system carries other function controls such as up to 16 channels, a sound mute button, a "granny" button which centralises all main analogue controls and other commands.

OPERATION

A 15-command system is shown in Figs. 1 and 2, Fig. 1 being the circuit of the SAA1000 transmitter circuit. A diode matrix is required to provide the correct coding input to the pins a to g and since the input impedance at these pins is in the region of 10^{12} ohms touch operation is possible using suitably selected external pull-up resistors. Such a circuit is shown in Fig. 3.

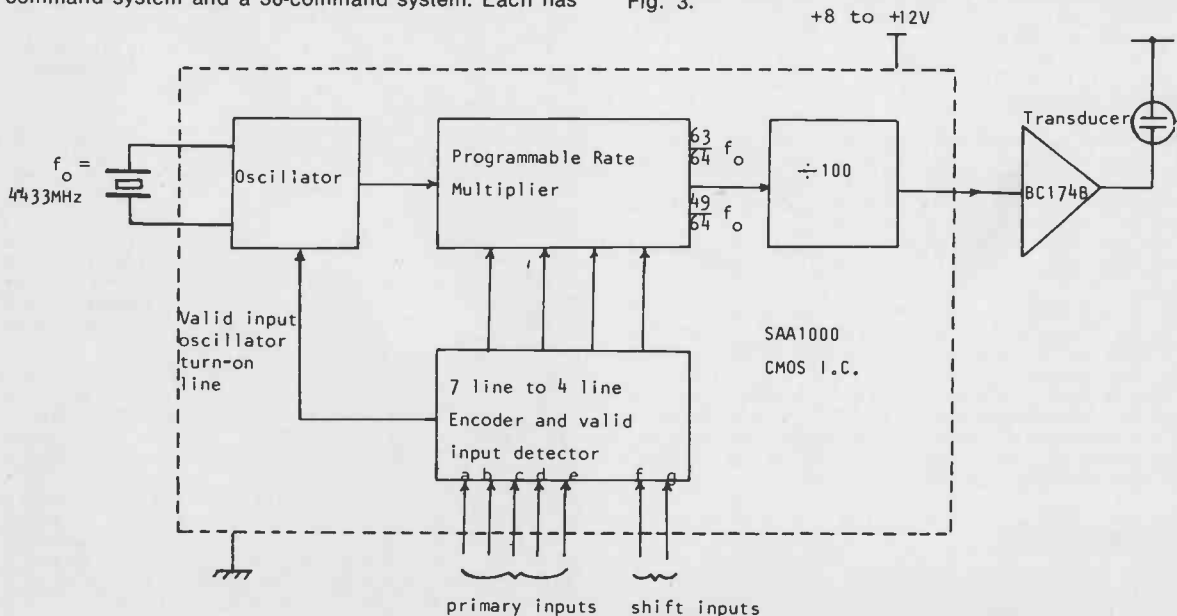


Fig. 1. Block diagram for the SAA1000 transmitter integrated circuit

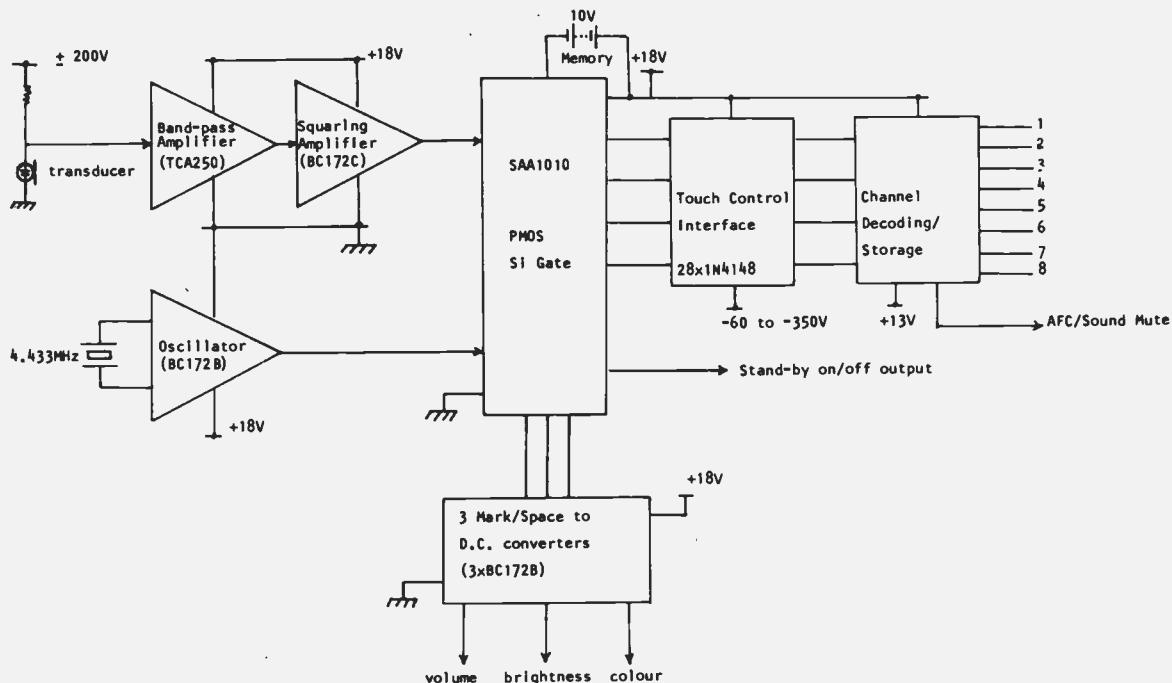


Fig. 2. Circuit diagram for 15-channel receiver

Normally all the inputs a to g rest at the positive rail voltage, held there by external pull-up resistors and an input is detected whenever one of the lines is pulled down to below half the voltage supply rail. Validity checking is supplied by making any valid input either any one of the lines a to e alone or jointly with lines f or g.

As soon as a valid input is detected the rate multiplier is set and the oscillator becomes operative to give a continuous ultrasonic output from the transmitter i.e. as long as the input is activated. A single transistor amplifier is sufficient to power the capacitive transducer used via a broadband step-up transformer.

The receiver circuit is shown in Fig. 2. This is identified as the SAA1010 chip and it operates by counting the local crystal-derived clock against the incoming ultrasonic signal and then decoding the count into the relevant channel.

Frequencies of less than 27kHz or greater than 54kHz are automatically invalidated internally and in any case an external band-pass amplifier reduces the strength of any unwanted signals.

Apart from these built-in immunity checks the receiver circuit contains a memory capable of storing the last value of each of the analogue conditions it controls. A small battery actuates this memory section during switch-off periods.

The analogue information is put out as a mark-space ratio variable between 1:30 and 30:1 in 30 steps. At switch-on and without the extra battery for the memory these ratios are preset on the chip to predetermined values. If, however, the battery is used then the ratios are as last set during use.

On-chip decoding of the analogue controls into mark-space ratios is provided on the receiver i.c.s but, so as to reduce the number of pins, programme channel information is not stored on the chip but is delivered instead in pulsed b.c.d. form whilst transmission is under way.

Four basic chips are available, the 15-command transmitter SAA1000 and receiver SAA1010, a silicon gate m.o.s. chip, the SAA1024 30-command transmitter and finally the SAA1025 30-command receiver. The first is in a 14-lead package whilst the rest are all 16-lead packaged.

For further details contact ITT Semiconductors, Fooks Cray, Sidcup.

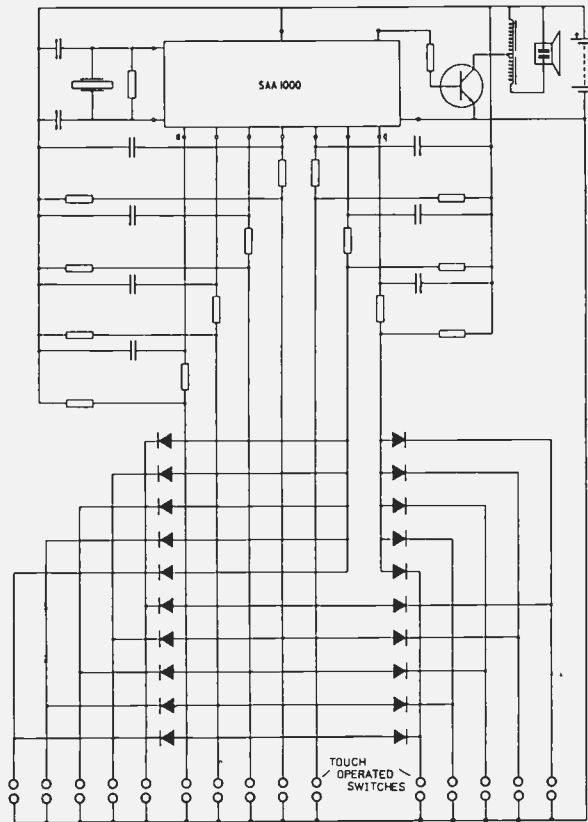



Fig. 3. Proposed circuit for an ultrasonic transmitter

LOUDSPEAKER BREAKTHROUGH

A new look at an old concept in loudspeaker design



Composite view of the new loudspeaker showing the rear partially obscuring the front face. The arrangement of the four connectors supplying power to the double voice coil are visible

ALMOST forty years ago two gentlemen, C. W. Rice and E. W. Kellogg, invented the loudspeaker construction which has ever since been the standard form used by almost every manufacturer.

Called the "mass and compliance" type of diaphragm, their loudspeaker design has changed little in the intervening years. The modern loudspeaker uses a small resistive or damping component to control the movement of the diaphragm and, at this time, the only way to come anywhere near achieving a frequency-independent system is as we all know to our cost, to use a multiplicity of units and associated crossover circuits.

A great deal of technology, effort and discussion has been put into current loudspeaker design, with, in the eyes of many, still questionable results. However, it seems possible that now yet another of the Rice & Kellogg ideas might provide a better solution to the whole problem anyway.

When making their original proposals they suggested that a resistive diaphragm, that is one which damps or absorbs the sound energy, would be the only type in which the electrodynamic forces would be directly proportional to the desired diaphragm velocity. Of course, at the time they were unable to make such a diaphragm through lack of materials and thus they settled, like all sensible inventors, for the working solution.

NEW MATERIALS

Now, using modern materials and techniques, Josef W. Manger, a radio retailer from Germany, has managed to create a loudspeaker which embodies the basis of the Rice & Kellogg resistive diaphragm concept (reported last month in PRACTICAL ELECTRONICS).

The new loudspeaker has been demonstrated to both an I.E.E. audience and some members of the technical press, and there is no doubt whatsoever that the Manger device is a serious contender for quality loudspeaker applications. Whilst all such demonstrations are open to attack on the grounds of location, suitable comparison examples and so on, the use of the new loudspeakers in an acoustically "bad" hotel room, but able to produce sounds very comparable with the original noises recorded, can only speak in their defence.


All such tests are, of course, subjective and often very personal but this is the first time the writer has seen any loudspeaker capable of demonstrably producing a square-wave output from a square-wave input over a frequency spectrum from 40Hz to 40kHz.

LOUDSPEAKER CONSTRUCTION


Even if the quality of the demonstration had been poor, and it certainly was not that, the construction of




Front view of the diaphragm showing the centre and edge damping foam plastic and the annular voice coil



Rear view of the loudspeaker showing the light frame structure in silhouette



FOR THE
FIRST TIME
IN THE U.K. . . .



A typical application of this case system

WORLD FAMOUS MANUFACTURERS CARDFRAME/CASE SYSTEM DESIGNED WITH THE AMATEUR MARKET IN MIND . . . Precision made, elegantly styled and guaranteed to enhance any project lending itself to modular construction—synthesisers, mixers, test equipment, monitoring systems and for countless professional and industrial applications too. 19in rack mounting or free standing, the system comprises a range of modular inserts, panels, circuit boards, plugs and sockets. Illustrated leaflet and price list on request.

| | | | |
|---|--|--|---|
| TRANSISTORS BC204 11p BC209C 11p BC132 10p BC134 11p BC212 14p BC214 16p BC213 15p BC213L 15p ZTX300 15p ZTX500 17p 2N2484 24p 2N2904 30p 2N2905 27p 2N2219 22p 2N3054 100p FETS 2N3819 48p 2N5459 60p DIODES 1N5401 21p 1N914 5p BA148 25p 1SJ50 12p 1G97 10p NOISE DIODES Z1J 60p Z1M 120p RECTIFIERS REC41A 120p REC46 255p REC70 40p EA100/10 100p MDA942A/1 210p | VOLTAGE REGULATORS μ A7815 220p 723 180p ARRAYS ML3048P 75p CA3096AE 120p OP. AMPS 709/8 Dip 39p 710/TOS 39p 741 37p 748 48p FETMOPA 450p SPECIAL PURPOSE LINEARS SG3402N 174p SG3402T 174p SG1495D 290p MFC604Q 100p MFC4000B 70p T.T.L. 7402N 38p 7410PC 24p 7420N 24p 7430PC 23p 7473N 48p 7475N 75p 7476N 49p 7489N 88p 7483PC 88p 74121J 85p 74122N 80p 74123N 144p 74150N 210p | P.E. POWER SLAVES Special components available while stocks last. High Voltage MPLS01 39p; MPLS51 41p; MPSU07 69p; MPSU57 85p; SDT9203 150p. Constantan Wire 0.03 ohms/cm as specified for the POWER SLAVES. 20cm lengths 10p. | LISTS New lists are available for the: P.E. SOUND SYNTHESISER; P.E. MINISONIC; P.E. RHYTHM GENERATOR Please include 7p stamp or 9 x 4in S.A.E. with all requests for lists or information. |
|---|--|--|---|

LOW PRICE ELECTROLYTICS
 Axial lead types—mainly Mullard/Guest
 10V—22 μ F 4p; 100 μ F 6p; 330 μ F 6p; 2200 μ F 18p. 15V—50 μ F 5p. 16V—1500 μ F 18p. 25V—470 μ F 10p (PC Mtg). 63V—100 μ F 8p; 150 μ F 9p.
WHILE STOCKS LAST!

UNLESS OTHERWISE STATED VAT AT 8% SHOULD BE ADDED TO FINAL TOTAL OF ORDER

RESISTORS
 Triple rated high stability carbon film, 7p for 5 0.5W metal oxide, 16p for 5
 Stocked in E12 values from 4R7 to 3M9

POTS GALORE
 24mm Carbon without switch. All values log. or lin. 5k Ω to 1M Ω 25p each
 Wirewound 1W semi-precision. All values 10 Ω to 25k Ω 82p each
 Min. horiz. carbon presets, 100 Ω to 2.2M Ω 10p each
 Cermet presets, horiz. mtg., 100 Ω to 1M Ω 45p each
 Helical 10 turn W/W, 1k Ω , 5k Ω , 10k Ω £3.40 each

MINISONIC

MINISONIC P.C.B.'S
 EA008a (Main Board), £3.62 inc. VAT and U.K. postage.
 EA008b (Power supply and Temp. Stabilisation), £2 inc. VAT and U.K. postage.

MINISONIC COMPONENT KITS—PRICES ARE DOWN

| | |
|---------------------------|-------|
| V.C.O. (2 required) | £3.32 |
| V.C.F. (1 required) | £4.58 |
| ES/V.C.A. (2 required) | £5.38 |
| Voltage Ref. | £0.58 |
| Ring. Mod. (1 required) | £3.90 |
| Noise Gen. (1 required) | £1.77 |
| Kbd. Control (1 required) | £4.00 |
| HF Osc. and Det. | £1.94 |
| Power Amps | £2.60 |

All above prices are for single kits of each type and include VAT, P. & P. Full details are included in lists.

Miscellaneous Items

| | |
|---|---------|
| 5 way 180° DIN sockets | 27p |
| 5 way 180° DIN plugs | 34p |
| Battery connectors | 9p/pair |
| Hook up wire, 36 colours, $\frac{1}{2}$ metre of each | 70p |
| Min. DPDT toggle switch | £1.20 |

VAT should be added to quoted price of miscellaneous items.
SAVE BY PURCHASING A COMPLETE SET OF KITS AS DETAILED TOGETHER WITH SWITCH, BATTERY CONNECTORS, HOOK-UP WIRE AND P.C.B.
 Price inc. VAT and U.K. postage £40.25

CASSETTES NEW !!!
"SYMBIOSISOR"
 a companion tape to Malcolm Pointons latest article on using the Minisonic, "INTRODUCING THE MINISONIC".
 Each tape £1.15 inc. VAT and U.K. postage. One of each for £3.

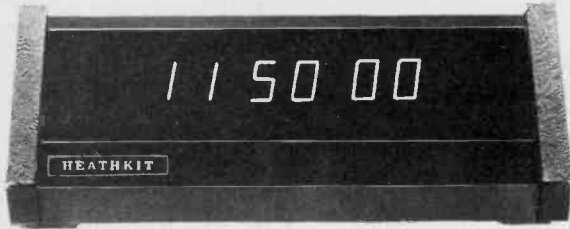
EATON AUDIO

P.O. BOX 3, ST. NEOTS
 HUNTINGDON, CAMBS. PE19 3JB

TERMS: MAIL ORDER ONLY. C.W.O.
 Cheques or P.O.'s payable to Eaton Audio. Orders over £5 free of P. & P. Otherwise please add 10p in the £1.



With a kit
as complete as this,
all you need add
is a little time.



You may have found, from past experience, that your definition of 'complete' is not quite the same as other people's. And your so called complete kit comes minus a cabinet, or knobs, or a multitude of other bits and pieces.

That won't happen with a Heathkit. Take our very popular digital alarm clock kit. Every part you need will be there, right down to the solder. And you'll also receive a very easy to understand instruction manual that makes light work of assembly.

In fact all you need are a few basic tools and a few enjoyable hours of your time.

After which you may like to try your hand at our AR-1214 stereo receiver. Or even a TV.

And how about an ultrasonic burglar alarm disguised as a book?

Or, for a bookful of other ideas, just clip the coupon and we'll send you the Heathkit catalogue.

Otherwise call in and see us at the London Heathkit Centre, 233 Tottenham Court Road.

Or at our showroom in Bristol Road, Gloucester.

You'll find it well worth your time.

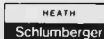
Heath (Gloucester) Limited, Dept. PE-55,
Bristol Road, Gloucester, GL2 6EE.
Tel: Gloucester (0452) 29451.



To: Heath (Gloucester) Limited,
Dept. PE-55, Gloucester, GL2 6EE.
My free Heathkit catalogue, please.
Name _____
Address _____

Postcode _____

Remember easy terms are available
with the Heathkit Monthly Budget Plan.



'BIG' Discounts

ALL PRICES INCLUDE V.A.T.

| SPEAKER BARGAINS | | £ | 8in x 5in, Dual cone 8 ohm, 10W | £ |
|--------------------------------------|---|------|--|--------------|
| EMI 13in x 8in 3 or 8 ohm | Plain | 2-05 | ELAC 6 1/2in 8 ohm Dual cone | 2-15 |
| | With Co-Axial Tweeter 8 ohm only | 2-20 | ELAC 8in 8 ohm Dual cone | 2-30 |
| | With Tweeter and Crossover 3, 8 or 15 ohm | 3-95 | ELAC 10in 8 ohm Dual cone | 3-50 |
| Type 350, 8 ohm, 20W | | 7-95 | GOODMANS 7in x 4in, 3 or 8 ohm 1-00 | |
| 6 1/2in, 8 ohm, 10W | | 2-80 | ADASTRA 10in, 8 or 15 ohm, 10W | 3-55 |
| 8in, 8 ohm, 10W | | 4-50 | BAKER GROUP 25 12in, 8 or 15 ohm, 25W | 7-95 |
| 12in, 8 ohm, 20W | | 6-70 | Also 5in, 8 ohm, C/Mag. 2 1/2in, 8 ohm or 64 ohm | 0-55 |
| 8in x 5in, C/Mag. 5W, 3, 8 or 15 ohm | | 1-40 | | P. & P. 0-15 |

| TWEETER AND CROSSOVER | | £ | Dome Tweeter 8 ohm, 30W <th>£</th> | £ |
|--------------------------------|--|------|---|--------------|
| EMI 3 1/2in, 3 or 8 ohm C/Mag. | | 1-30 | Crossovers CN23 (3 ohm), CN28 (8 ohm), CN216 (16 ohm) | 1-20 |
| Cone Tweeter 8 or 15 ohm, 10W | | 2-60 | | P. & P. 0-15 |
| Cone Tweeter 8 ohm, 3W | | 1-45 | | |
| Horn Tweeter 8 ohm, 20W | | 6-40 | | |

| KIT FORM CABINETS, TEAK | | £ | 13in x 8in cutout <th>£</th> | £ |
|---|--|------|---|-------------------|
| VEENER, 12in x 12in x 6in with 8in, 8in x 5in or 6 1/2in and 3 1/2in cutout | | 3-80 | 18in x 11in x 9in with 8in x 4in or 13in x 8in cutout for EMI 350 | 5-95 |
| 17in x 10in x 9in with 8in or | | | | P. & P. each 0-50 |

| MICROPHONES | | £ | CM70 Flange stick metal, switch crystal <th>£</th> | £ |
|--|--|------|--|--------------|
| DM160 Dynamic omni-dir, ball metal | | 4-90 | DM160 Dynamic omni-dir, ball metal | 4-90 |
| UD130 50K/800 ohm, uni-dir, ball metal | | 6-40 | UD130 50K/800 ohm, uni-dir, ball metal | 6-40 |
| | | | TW209 CONDENSER MIKE 600 ohm, uni-dir | 9-35 |
| | | | Cass. Stick Mike with R. Control on/off switch (2-5 and 3-5mm J/Ply) | 1-50 |
| | | | Cass. Stick Mike with R. Control (Philips type) | 1-70 |
| | | | | P. & P. 0-30 |

| SOLDERING IRONS | | £ | ANTEX CN240 15W <th>£</th> | £ |
|---|--|------|---|--------------|
| SK1 Kit (15 watt iron, 2 spare B1b, etc.) | | 2-00 | ANTEX CN240 15W | 2-00 |
| | | | SK1 Kit (15 watt iron, 2 spare B1b, etc.) | 2-00 |
| | | | | P. & P. 0-15 |

| CARTRIDGES AND STYLLI | | £ | ACOS GP91/28C or 33C Stereo comp. <th>£</th> | £ |
|-------------------------------|--|------|--|--------------|
| GP93/1 or 95/1 Stereo crystal | | 1-50 | GP94/1 or 96/1 Stereo ceramic | 1-85 |
| GP101 Crystal comp. | | 0-80 | GP104 Stereo ceramic | 1-95 |
| GP104 Stereo ceramic | | 1-95 | B8R X6M or 5XH Crystal comp. | 1-95 |
| B8R X6M or 5XH Crystal comp. | | 1-95 | SX6M or 8X6H Crystal comp. | 2-00 |
| SX6M or 8X6H Crystal comp. | | 2-00 | SC6M Stereo ceramic | 2-75 |
| SC6M Stereo ceramic | | 2-75 | | P. & P. 0-05 |
| | | | SONOTONE STAHC or 9TAHC/G diam. | 2-00 |
| | | | 3509 Stereo ceramic diam. | 2-00 |
| | | | GOLDLRING G850 | 3-25 |
| | | | G800 | 3-85 |
| | | | G800E | 6-90 |
| | | | | P. & P. 0-15 |
| | | | D. Diamond Stylli for above | 1-25 |
| | | | G800/G850 | 1-95 |
| | | | G800E | 3-95 |
| | | | | P. & P. 0-05 |

| BATTERY ELIMINATORS | | £ | 12V D.C. input, 6, 7-5, 9V output, 1 amp <th>£</th> | £ |
|------------------------------|--|------|---|--------------|
| 240V input 6, 7-8 or 9 300mA | | 2-95 | | 4-00 |
| | | | | P. & P. 0-15 |

| TAPES | | | PLASTIC LIBRARY CASES | |
|---------|------|-------|-----------------------|--|
| 5in | Std. | LP | 5in Reels 18p. | 5 1/2in. 22p. |
| 5 1/2in | 85p | 85p | 7in | 25p. |
| 7in | 80p | 1-10p | | |
| | | | | P. & P. 1-3 9p each. 4 or more lot 35p |

| LOW NOISE CASSETTES | | | Cassette Head Cleaner | |
|---------------------|-----|------|-----------------------|------------------|
| C60 | 35p | 6-10 | 11-20 post free | 0-85 |
| C90 | 65p | 43p | | 0-05 |
| C120 | 75p | 52p | | 0-20 |
| | | | | P. & P. 1-5 each |
| | | | | 6-10 lot |
| | | | | 11-20 post free |

| BIB ACCESSORIES | | £ | CALCULATORS | |
|---------------------------------|--|--------------|--------------------------------|--------|
| Tape Editing Kit, Ref. 23 | | 1-35 | SINCLAIR Cambridge | £12-95 |
| Recording Tape Splicer, Ref. 20 | | 1-15 | SINCLAIR Cambridge with memory | £17-95 |
| Cassette Tape, Editing, Ref. 24 | | 1-60 | Scientific | £18-95 |
| Cassette Salvage Kit, Ref. 29 | | 0-45 | | |
| Stylus Balance, Ref. 32A | | 1-20 | | |
| Spirit Level, Ref. 46 | | 0-85 | | |
| Hi-Fi Stereo Test Cassette | | 2-20 | | |
| Groove-Kleen Record Cleaner | | 1-90 | | |
| | | P. & P. 0-15 | | |

| WHARFEDALE SPEAKER BARGAINS | | £ | P & P | |
|-----------------------------|--|-------|-------|--|
| Linton 2 Kit (pr.) | | 19-00 | 1-50 | |
| Glendale 3 Kit (pr.) | | 33-50 | 2-00 | |
| Dovedale 3 Kit (pr.) | | 52-00 | 2-50 | |
| Denton 2 Speaker (pr.) | | 30-00 | 2-00 | |
| Linton 2 Speaker (pr.) | | 39-50 | 2-50 | |
| Dovedale 3 Speaker (each) | | 42-00 | 2-50 | |
| Glendale 3 Speaker (pr.) | | 57-00 | 3-50 | |
| Kingsdale 3 Speaker (each) | | 59-95 | 4-00 | |

Send 25p for COMPLETE CATALOGUE, refundable upon first order.
ALL OUR MERCHANDISE IS FULLY GUARANTEED
Subject to manufacturers' increase and availability

Riversdale Electronics

Mail Order Department PE5
P.O. Box 470, Manchester M60 4BU

the new loudspeaker would evoke interest in any exhibition of audio equipment. At first glance, the driver unit looks rather as if it were intended to be a chemical filter as the construction of the framing is light and open.

An outer ring (see the photographs) supports the outer edge of the diaphragm via a foam-plastic section of variable width. An inner ring, supported on thin webs just a little behind the outer ring, carries a large-diameter speech coil magnet and a central support point on which a foam-plastic pillar stands to which the centre of the diaphragm is attached.

DIAPHRAGM

So far, so good. It looks at least somewhat like a loudspeaker, if a rather shallow one. However, an examination of the diaphragm puts paid to the similarity ideas. It is soft, rather like a cross between old-style oilskin and putty, and a spare diaphragm was used to demonstrate just how pliable it really is. Forcing a finger into the material to make a deep "dent" which would normally ruin a cone only resulted in the dent slowly disappearing and the material resuming its original shape.

This ability to totally absorb at least slowly applied mechanical loads is achieved by the use of a knitted fabric coated in a suitably elastic material to provide a sound "piston".

To further assist in avoiding the usual problems of resonance, reflections from the outer cone edge, and cone break-up, the centre and the outer edge are both supported by foam plastic which is provided with a symmetrical but irregular edge. This absorbs most if not all of the energy which would otherwise be thrown back at the cone.

With the centre damping construction, it can be seen that the cone, if one can call it that, is vibrated at a ring spaced between the outer edge and the middle. This gives a larger radiating area whilst avoiding break-up problems. Indeed, the driver coil is itself interesting.

It is formed from two independent coils which, whilst driven in-phase in so far as the input signal is concerned, can be biased with a d.c. signal so as to prevent massive excursions of the cone with any violent transients.

A ceramic ring magnet is used and the field energy is quite low, only of the order of 150mWb which compares with values of twice to three times this value for most modern units.

EFFICIENCY

There is no doubt that the new units are not quite as efficient as normal cone equipments. The relationship is of the order of 80 per cent, or where one uses 3W with a normal cone to obtain 96dB, the new unit requires 5W.

Apart from the nature of the edge and centre supports, the main secret of the new units seems to lie in the material of the diaphragm. In fact it does not act as a piston at all but, because of its viscoelastic nature, it operates in a bending mode. The attenuation factor of the material is very high, almost 1, and in practice the effective diameter of the unit decreases with increasing frequency.

One drawback so far experienced is that the lower resonant frequency of the unit varies with the power applied. At zero power it is d.c. but this rises to about 40Hz at full power with the units shown which were demonstrated handling up to around 25W peak.

Currently the units are being made individually by hand in Germany but soon mass production is to be instituted and it is understood that the manufacturers may well licence a suitable manufacturer here for local operation.

The man responsible for this novel application of an old idea is Josef W. Manger, manager of JWM, D 8725 Arnstein, P.O. Box 4, Karlstadter Strasse 3-5, and anyone interested should contact him direct. ★



BOOK REVIEWS

COLOUR TELEVISION SERVICING (2nd Edition)

By Gordon J. King

Published by Newnes-Butterworths

342 pages, 26cm × 16cm, plus fault procedure chart.

Price £4.40

THIS revised edition of the book first published in 1971 is aimed at a range of readers, from the technician changing from black and white to the enthusiastic amateur endeavouring to obtain the best performance from his set.

The eighteen chapters cover the basics of colour science, cameras and tubes, with details of the receiver from aerial to display. Chapter eleven onwards, test instruments, fault locating, field servicing and tube symptoms are especially helpful as is the new chapter seventeen—Receiver Design Trends, with information about some of the many developments in thyristor power supplies.

As a whole this book is extremely readable with a minimum amount of mathematics and minimal references to N.T.S.C. The illustrations and photographs (four pages in colour) are excellent and the detachable fault procedure chart should give a good start in locating the general area of trouble.

R.J.G.

110 OPERATIONAL AMPLIFIER PROJECTS FOR THE HOME CONSTRUCTOR

By R. M. Marston

Published by Newnes-Butterworths

123 pages, 5½ × 8½in. Price £2.80, cased

THE operational amplifier is probably doing more to alter the face of practical electronics, both domestic and industrial, than almost any other single item of technology. Thus any document which helps to expand our knowledge of this particular area of electronics is bound to be helpful.

The present book is filled with useful circuits culled from a broad spectrum of arts including audio, measurement and signal generation to mention but three. Whilst some will be familiar the fact that they are gathered in one volume is in itself an aid to location.

An introduction takes the reader through the basics of operational amplifier techniques and introduces one to the universally acceptable 741 device which is used throughout the book. This is followed by five chapters dealing with subjects such as a.c. and d.c. amplifiers, instrumentation projects, oscillators and multivibrators, sound generators and alarms and finally, relay driving and switching circuits.

All the projects are provided with discussion of the operational methods used and the various forms of circuit selected. Whilst one may find that one's favourite circuit is missing, as is the fate for analogue thermometry, for example, there is certainly sufficient information present to make up a circuit from the elements in the book.

One point is perhaps important. This is not a wiring diagram/p.c.b. layout textbook. The circuits are given with some design information and construction is left to the reader. Nonetheless it is still a very useful book.

R.D.R.

TRANSDUCERS

PART 2 Measuring Temperatures & Physical Parameters

By P.R. ALLCOCK

MANY materials have the property that their resistance changes with temperatures and some of these find application as temperature-sensing devices. For metallic conductors the changes are very small when compared with, say, negative temperature coefficient thermistors, but metals have the advantage that their resistance variation is nearly linear over wide temperature ranges. Thermometers based on this variation are usually called resistance thermometers. Semiconductor thermometers based on germanium, silicon and carbon exhibit negative temperature coefficients of resistance similar to the thermistors already mentioned.

RESISTANCE THERMOMETERS

These devices usually employ a wire element made of platinum, tungsten, nickel or nickel alloy, or special metallic films. The platinum resistance thermometer is the most accurate available and is used as the calibration standard in the International Practical Temperature Scale. Resistance values range from about 0.1Ω to $10k\Omega$ and the useful temperature range is approximately -260°C to $1,000^{\circ}\text{C}$. Less expensive and widely used in many industrial applications are the nickel and nickel-alloy resistance thermometers which can be used over a temperature range of about -100°C to $+320^{\circ}\text{C}$.

The unknown temperature is obtained from measurements of the resistance of the thermometer element in conjunction with published calibration curves, either for the individual thermometer or for the particular class of thermometer. For platinum, the properties are sufficiently well known that mathematical expressions have been devised to permit the user to determine the temperature from the resistance value.

For accurate work an iterative solution is usually necessary because of the complex nature of the expression. For temperatures within the range -180 to $+620^{\circ}\text{C}$ the empirical relationship known as the Callendar-Van-Dusen equation is normally used.

For more sophisticated applications a more accurate power series having 20 terms is available and carefully compiled computer programs are necessary to handle the calculations.

Over the range 0°C to 300°C the resistance variation for a platinum type thermometer is about 2 to 1 compared to a variation of about 1,000 to 1 for the resistance of a thermistor element over the same temperature range.

SEMICONDUCTOR MATERIALS

Silicon-crystal thermometers have been used for the temperature range -50°C to $+250^{\circ}\text{C}$ and offer a reasonably linear relationship but require individual calibration. Germanium crystals with closely controlled impurity levels have also been used in cryogenic

(very low) temperature measurements, especially below 25°K , and also require individual calibration.

NULL METHODS

For constant or slowly changing temperatures the usual method of resistance measurement involves a Wheatstone bridge circuit arrangement whereas for more rapid readings a direct readout method is necessary. The thermometer element is usually remote from the measuring point and connection is therefore made by means of a three- or four-wire cable to provide compensation for the resistance of the connecting leads.

Fig. 2.1 shows one possible circuit arrangement. Terminals *A*, *B*, *C* of the bridge are joined to leads 1, 2, and 3 respectively and a balance is obtained by adjustment of R_V . At balance we find that $R_V + r_1 = R_T + r_3 + R_B$ where r_1 and r_3 represent the resistance of leads 1 and 3 respectively. Rearranging this equation we have $R_T = (R_V - R_B) + (r_1 - r_3)$.

Ideally the term $(r_1 - r_3)$ should be zero as this will then minimise error due to temperature variations along the connecting cable. Resistor R_B can be set to any convenient value compatible with the adjustment range of R_V and the variation of R_T over the temperature interval of interest. The null sensitivity of a bridge is greatest when all four arms have the same resistance value and for this circuit this would imply that $R_V + r_1 = R_B + r_3 + R_T = R$.

This last equation can be used to indicate a suitable nominal value for R_B . Since R_T varies with the temperature being measured the choice of R_B is a compromise.

By switching points *A*, *B*, *C* to leads 4, 3 and 2 respectively as shown dotted, a second reading can be taken and the two results averaged to minimise error due to lead resistance variation.

JUNCTION ERRORS

Thermo-electric voltages at the junctions of any dissimilar metals can cause errors when the bridge is used with a d.c. supply. The use of a low frequency a.c. supply can help in this respect but introduces problems of its own. As with the thermistor bridge, self-heating due to current flow must be minimised as otherwise systematic error could be introduced.

An alternative approach is to pass a constant known current through the thermometer resistance element and to measure the resulting potential difference by, say, a digital voltmeter. This method is used in some semiconductor thermometer systems where the relatively large resistance change partly compensates for the low sensitivity of the method.

* North Staffordshire Polytechnic

THERMAL INERTIA

The most significant problem that the instrumentation engineer must solve is that of ensuring that the temperature sensing element or device is in fact at the same temperature as the subject for measurement. Often it is necessary to either protect the sensing element from the environment in which it operates or to cement or otherwise secure it in place. Materials commonly used for both these purposes have low thermal conductivity and consequently there is a significant temperature difference between the element and its environment.

In some situations the sensing element may absorb significant amounts of heat energy from the environment or the device to which it is attached, thus causing a change in the temperature being measured. Thermal inertia effects may also be a problem when rapid temperature fluctuations are being examined.

REFERENCE VALUES

Temperature reference points relating to specific states of matter are currently used to define the International Practical Scale of Temperature. Some of the states used are shown in Table 2.1.

Table 2.1

| Temperature in degrees Kelvin | Physical "State" |
|-------------------------------|--|
| 20-28 | Boiling point of hydrogen at standard pressure |
| 90-188 | Boiling point of oxygen at standard pressure |
| 273-16 | Triple point of water |
| 373-15 | Boiling point of water |
| 692-73 | Freezing point of zinc |
| 1,235-08 | Freezing point of silver |
| 1,337-58 | Freezing point of gold |

STRAIN GAUGES

Yet another application of the "change of resistance" principle is in the field of strain measurement. Strain gauges are transducers in which the resistance of a wire or foil element is varied by physical means. The most universal type is the bonded foil gauge but bonded semiconductor gauges are also available and find increasing applications.

The basic construction of two types is shown in Fig. 2.2. The gauge is usually cemented to the surface of some part or member in which a strain will be produced by an applied stress. In the usual arrangement two or more gauges, are employed and arranged in such a way that the stress-induced resistance changes combine to cause an output whilst allowing cancellation of resistance change due to, say, temperature effects.

The foil gauge for example has a metallic pattern which gives a larger resistance change when stressed along the preferred axis. This usually occurs when the stress increases the foil path length and decreases the cross sectional area, both of which cause an increase in gauge resistance. The semiconductor gauge experiences a change in crystalline structure which leads to a change in resistance due to the piezo-resistive effect. The effect is much greater than that obtained with wire or foil gauges but the variation is less uniform.

WIRE GAUGE

A further type is the unbonded wire gauge such as the biradial gauge shown in Fig. 2.3. In this type the

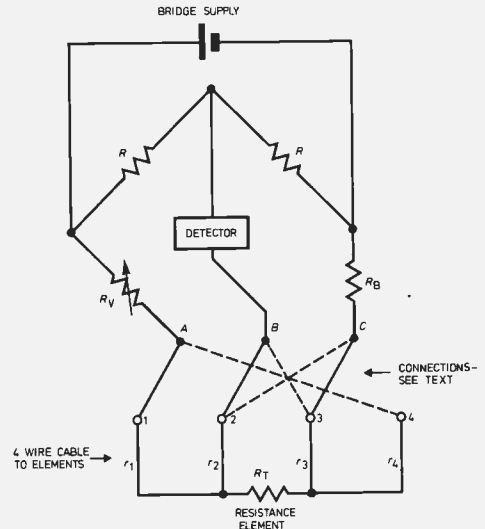


Fig. 2.1. One form of null bridge for temperature measurement

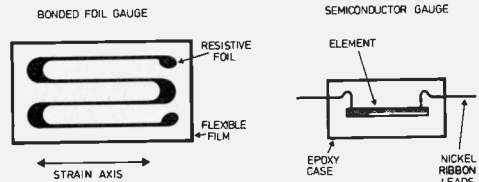


Fig. 2.2. The basic physical form of the foil and the semiconductor strain gauge

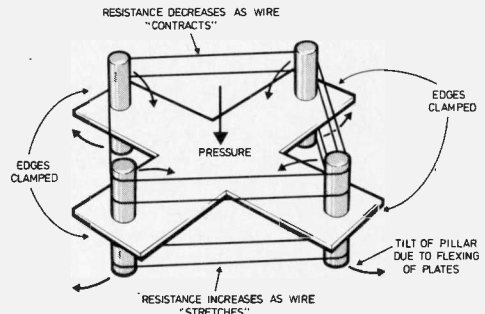


Fig. 2.3. The biradial wire strain gauge where resistance changes are additive because of the physical arrangement

resistance elements consist of fine wire wound round the small posts and connected in a bridge circuit. Pressure applied to the centre of the diaphragm causes a tilting of the four posts in such a way that the elements on one side of the diaphragm increase resistance whilst those on the other side decrease. The resistance changes are additive in that they both act to cause the bridge to become unbalanced in the same sense. Temperature induced resistance changes affect all four arms of the bridge equally and consequently errors due to temperature are minimised.

OTHER RESISTIVE CHANGES

Strain is not the only measurand that can be used to cause a change in resistance. For example electrolytes, in general, exhibit a resistance which varies with the degree of concentration, within certain limits. Elastomers and special paints have also been developed in which the applied pressure gives rise directly to a change in resistance of the material.

Strain gauges are sometimes used as the electrical transduction stage of more complex devices in which an electrical output is desired. Unbonded gauges find application in pressure measurement, accelerometers and similar devices. The dimensional deformation or strain of an "elastic" material is related to the force or stress by Hooke's Law and the proportionality is constant over a restricted range. However, excessive inputs can damage or alter the characteristics of many types of gauge.

FOIL GAUGES

The bonded foil gauge is widely used as it is cheap and readily cemented to the workpiece. The gauge must be aligned so that the strain coincides with the axis of the gauge. The resistance change occurs for two distinct reasons. Resistance can be defined by $R = \rho \frac{L}{A}$ where ρ is the material resistivity, L is the material length and A is the cross-sectional area of the material.

When the wire or foil is in tension, L increases and A is reduced, both effects giving rise to an increase in resistance.

The second reason is due to the change of resistivity when the material is under stress. Strain gauges can

Table 2.2

| Nominal gauge factors for some common materials | |
|---|----------------------|
| Material | Nominal gauge factor |
| Nickel (pure) | -12.1 |
| Nichrome | +2.1 to +2.3 |
| Constantan | +2.0 to +2.1 |
| Chromel | +2.5 |
| Soft Iron | +4.2 |
| Platinum | +4.8 |
| Carbon | +20.0 (typical) |
| Solid state (doped crystal) | 100 to 5,000 |

be used in both compression and tension and two of the commonly used arrangements are shown in Fig. 2.4.

The output of strain sensitive devices is usually specified in terms of a so-called gauge factor. This is the relationship between the change in resistance, the basic resistance, the change in length and the basic length.

This can be expressed as $\frac{\Delta R/R}{\Delta L/L}$ where ΔR and ΔL represent the changes of resistance and length respectively and R and L represent the unstrained values of resistance and length.

The gauge factor is really a measure of the sensitivity of the transducer and a typical gauge might have a resistance of 100 Ω to 150 Ω and a gauge factor of approximately 2.0. Nominal gauge factors for some common materials are given in Table 2.2.

The main problems met with strain gauges are the requirement for care in mounting, the fragility and the need for temperature compensation.

Mounting requirements are usually specified by the manufacturer and the instructions should always be followed if reliable results are to be obtained. It is the quality of the cement bond that determines the coupling between the resistance element and the workpiece. A dummy gauge, positioned to experience the same temperature as the working gauge is a useful technique for temperature compensation although multiple gauge systems achieve the same result and give a greater output due to the "additive" resistance changes.

Thermal-potential effects can be avoided by using a.c. for the bridge supply and amplification of a.c. signals is easier than d.c. Self heating effects must be kept small and pulse excitation has been used in some applications to give a greater peak output voltage whilst keeping the average heating effect to a minimum.

ELECTROCHEMICAL CELLS

Special electro-chemical cells are now available that can be utilised for the measurement of total charge flow or time. The cells rely on the movement of ions between a silver case and an inner gold electrode, Fig. 2.5.

The direction of ion movement depends on the direction of current flow and when the gold inner electrode is free of ions the resistance of the cell and hence its voltage drop rises.

During the "plating" process the cell behaves essentially like a low value resistor of around 30 Ω and for normal current levels this implies a voltage drop across the cell of a few millivolts. This state continues during the clearing or de-plating period until the gold

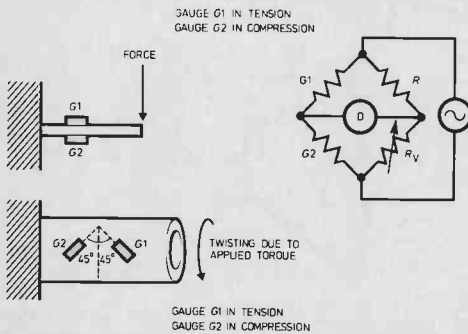


Fig. 2.4. Two commonly used arrangements of foil strain gauge where linear force and torque are under investigation

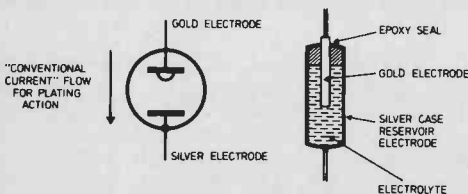


Fig. 2.5. The symbol for and basic structure of the electrochemical cell, useful in timing applications

electrode is completely free of silver ions. The cell voltage-drop then increases rapidly to about 1.2V. An approximate equivalent circuit is shown in Fig. 2.6.

The switch *S* opens when the gold electrode is un-
plated and the cleared cell then behaves as a low voltage Zener in shunt with a large capacitor of about 200 μ F. Whilst not strictly a transducer the device behaves as a variable voltage cell and can be used in event counting, timing and related applications.

THERMOCOUPLES

Thermocouples are heat-input/electrical-output self generating transducers and depend for their operation on the fact that if two different metal conductors are joined at their extremities to form a loop, a current will flow round the circuit dependent on the temperature difference between the two junctions.

This phenomenon of thermo-electricity was discovered by Seebeck in 1821 and named after him. The corresponding reverse action, whereby current flow through a junction of dissimilar metals gives rise to the liberation or absorption of heat, was not discovered until 1834 by Peltier. From the proportionality of the Peltier effect one might assume that the Seebeck e.m.f. would also be proportional to the temperature difference between the respective junctions, but this is not so.

A third effect, known as the Thomson effect, which is that of heat being liberated or absorbed when a current flows along a conductor in which there is a temperature gradient, accounts for the discrepancy and is similar to the Peltier effect but occurs in homogenous conductors rather than at a junction. These effects are in addition to the normal I^2R heating that occurs when a current *I* flows in a resistance *R*.

THERMOCOUPLE BEHAVIOUR

To understand the behaviour of thermocouples it is necessary to understand that the nett e.m.f. in a circuit of homogeneous conductors depends only on the nature of the metals and temperatures of the metal junctions. From this, if the junctions are at the same temperature, the circuit has zero nett e.m.f. In a circuit containing several dissimilar conductors and junctions the e.m.f. generated by any one junction is uniquely related to the temperature of that junction if all other junctions are kept at some constant reference temperature.

These situations are illustrated in Figs. 2.7 and 2.8. Assume that the temperature of the lower junction in Fig. 2.7 is T_2 and that T_2 is greater than T_1 the temperature of the upper junction, the nett Seebeck voltage will cause a current *I* to flow. The current will depend on the circuit resistance and the nett voltage. For the copper-constantan combination with $T_2 = 100^\circ\text{C}$ and $T_1 = 0^\circ\text{C}$ the nett voltage is approximately 4.2mV.

The nett voltage versus temperature difference relationship is not perfectly linear and at $T_2 = 300^\circ\text{C}$ the voltage would be approximately 14.6mV. Fig. 2.8 illustrates the case where a measuring device has been incorporated and it can be seen that two additional junctions have been introduced at *A* and *B*. If *A* and *B* are maintained at the reference temperature T_1 no error is introduced by the meter even though the circuit between *A* and *B* may not be entirely made of copper. (If other junctions of dissimilar metals exist within *M* these should also be at the temperature T_1 .)

Present day thermocouples cover a very wide range of temperatures from about -250°C to $+1,600^\circ\text{C}$ with

Table 2.3
THERMOCOUPLE CHARACTERISTICS

| Temperature | Iron—Constantan | Chromel—Alumel | Copper—Constantan | Platinum—Platinum Rhodium |
|------------------|-----------------|----------------|-------------------|---------------------------|
| $^\circ\text{C}$ | mV | mV | mV | mV |
| -100 | -4.63(41) | — (—) | -3.35(28) | — (—) |
| 0 | 0 (50) | 0 (40) | 0 (38) | 0 (5.6) |
| +25 | +1.28(52) | +1.00(40) | +0.99(41) | +0.14(6.0) |
| +50 | 2.58(53) | +2.02(41) | +2.04(43) | +0.30(6.5) |
| +100 | 5.27(54) | 4.10(42) | 4.28(47) | +0.64(7.3) |
| +200 | 10.78(56) | 8.13(40) | 9.29(53) | +1.44(8.5) |
| +400 | 21.85(55) | 16.40(42) | — (—) | +3.25(9.5) |
| +1,000 | — (—) | 41.13(39) | — (—) | +9.57(11.5) |

Figures in brackets represent the rate of change of voltage with temperature in $\mu\text{V}/\text{deg C}$
Reference junction is 0°C for all types

Approximate Useful Temperature Range

| | |
|---------------------------|--|
| Iron—Constantan | -200°C to $+900^\circ\text{C}$ |
| Chromel—Alumel | -180°C to $+1,100^\circ\text{C}$ |
| Copper—Constantan | -250°C to $+400^\circ\text{C}$ |
| Platinum—Platinum Rhodium | 0°C to $+1,500^\circ\text{C}$ |

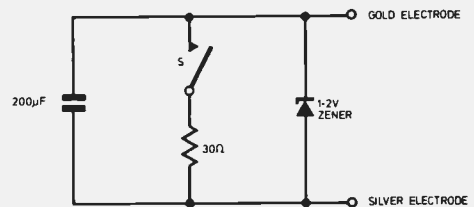


Fig. 2.6. The equivalent circuit for the electrochemical cell

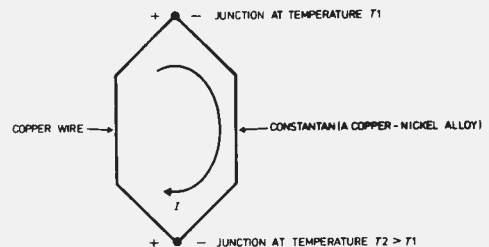


Fig. 2.7. Thermocouple current with dissimilar conductors and a temperature difference between the two junctions

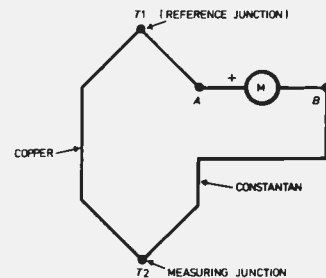


Fig. 2.8. Effect of introducing a measuring device and associated extra junctions

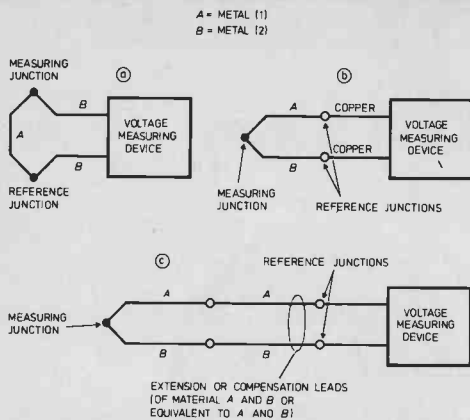


Fig. 2.9. How the thermocouple and measuring device can be interconnected

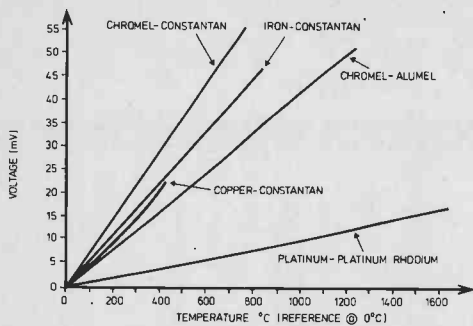


Fig. 2.10. Output/temperature curves for various thermocouple materials

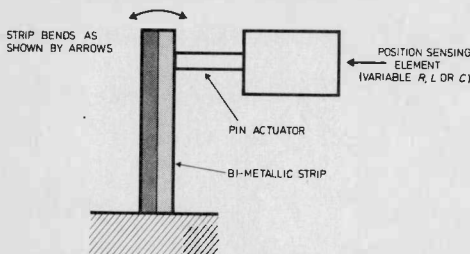


Fig. 2.11. Basic bimetallic device where dissimilar metals produce mechanical action when subject to temperature change

thermoelectric potentials of 10 to 70 μ V/deg C. Long term stability is not as good as that obtainable with the best resistance thermometers and at high temperatures many thermocouple materials suffer gradual embrittlement due to oxidation or reduction.

Thermocouples can be made up from base metals, rare metals or non-metals such as semiconductor materials. The most commonly used thermocouples are listed in Table 2.3 and the variation of output voltages with temperature is illustrated in Fig. 2.10. As with resistance thermometers, a wide range of protection sheaths are available for thermocouples. These are often of steel or ceramic depending on whether imperviousness to hot gases or chemicals, protection from oxidising or reducing agents and mechanical strength are required. Sheaths tend to slow the response due to increased thermal inertia.

REFERENCE JUNCTIONS

The reference junction in a laboratory can be provided by using melting ice in a thermally insulated flask but for industrial environments a specially made temperature-compensated junction is often used. The thermocouple is often well-removed from the point at which the information is required and special compensating leads are available for this purpose. These may be simply finer gauge wires of the same materials as the thermocouple wires, or special alloys which match the thermocouple characteristics over restricted temperature ranges.

In the latter case the compensated leads must be correctly connected to the thermocouple leads as each wire only "matches" one of the thermocouple materials.

Three possible arrangements for connecting a thermocouple to the measuring device are shown in Fig. 2.9a, b and c, and the position of the "cold" reference junction is clearly indicated for each case. Method (a) is suitable when the indicator is close to the point at which the measurand exists.

Method (b) avoids the need for long lengths of expensive thermocouple material but requires the two reference junctions to be at the same temperature and fairly close to the environment being investigated.

The third method, (c), uses extension leads having thermoelectric properties that are virtually identical with the actual thermocouple leads to which they are connected. The two reference junctions can now be well removed from the environment being measured but must still be held at the same temperature.

For accurate measurements the voltage measuring device should impose negligible loading on the thermocouple circuit. High input-resistance digital voltmeters are taking the place of the earlier potentiometer voltage measurement systems and in automated systems analog-digital converters change the low-level thermoelectric voltages to a form more suited to the computer or other data-processor.

THERMOPILE

A thermopile is simply a series arrangement of several thermocouples to give a higher output. In some applications the multiple structure is used to sense the average temperature over a particular region of interest. Some types have blackened hot junctions to provide better absorption of radiant energy and are sealed into a container with transparent windows and lens to form a radiation pyrometer. Other types of pyrometers use mirrors to avoid the wavelength restrictions that occur with the lens type.

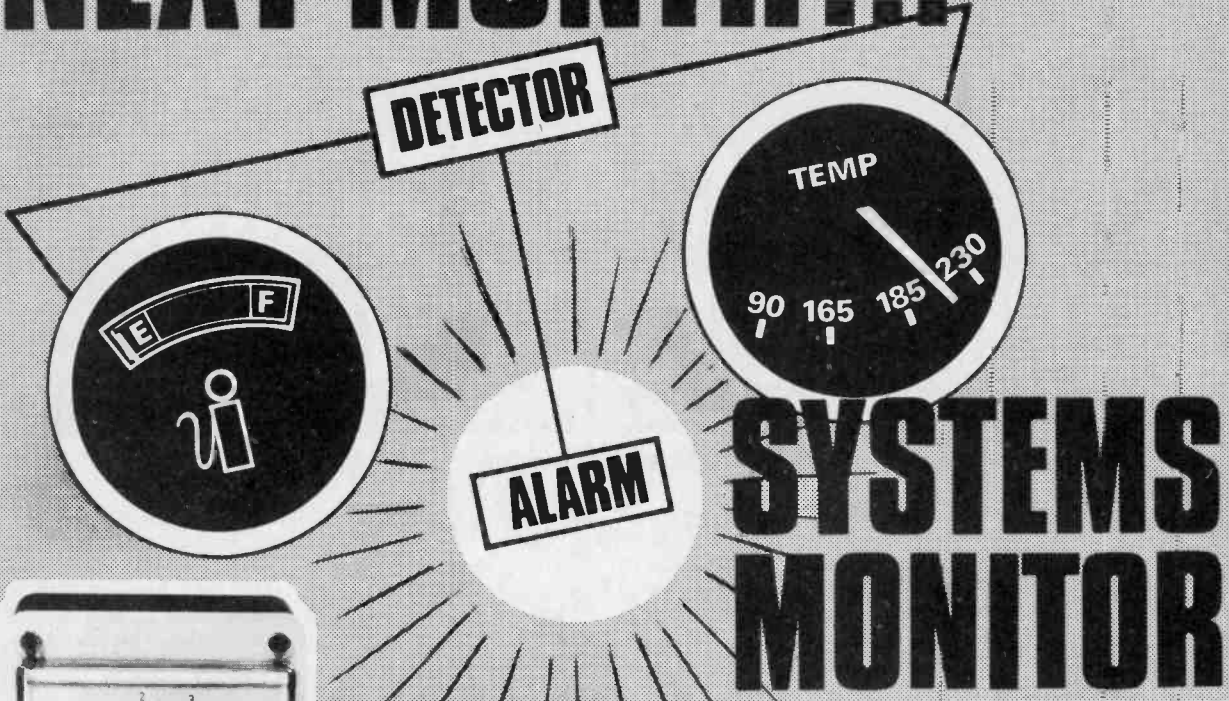
BIMETALLIC DEVICES

If strips of two metals having different coefficients of expansion are bonded together to form a composite leaf or spring, any subsequent change in temperature will tend to deform the original shape. The effect is increased by selecting metals with widely different coefficients of expansion and the resulting deformation is monitored by means of a displacement sensor, as shown in Fig. 2.11.

The arrangement is widely used in thermostats and similar temperature sensing devices. Careful control of the material properties is essential for reproducible results. In some types, electrical heating elements are also utilised to minimise mechanical hysteresis effects in the switching action.

Next Month: Inductance Transducers


NEXT MONTH...



Voltage detector system suited to use in the home, laboratory or, for example, for car gauge detection and alarm monitoring.

REACTION TIMER

For use in examining the human animal speed of reaction in various situations.



ELECTRONIC MULTI-METER

High input impedance electronic multimeter with a wide range of application areas.




Also:- PE JOANNA

Next month's issue will include a free index for Volume 10 (1974)

PRACTICAL ELECTRONICS

JUNE ISSUE ON SALE MAY 9—PRICE 30p



CAR INDICATOR/ EMERGENCY FLASHER

By J. B. DANCE M.Sc.

For negative earth vehicles only

ALMOST all vehicles in current production employ a hot wire thermal switch for controlling the yellow direction indicator flashing lights. The failure of a flasher bulb produces an increased flashing rate which warns the driver that the signal is not being given by one of the lamps.

This article describes how the conventional thermal flasher unit can be replaced by a simple electronic circuit. The only semiconductor device required is an ITT integrated circuit which has been especially designed for automobile applications.

ADVANTAGES

The electronic circuit to be described has some advantages over conventional thermal flasher circuits, namely:

(a) When the direction indicator of the electronic unit is operated, the first flash occurs immediately. In systems using thermal flasher units, the operation of the direction indicator switch produces an initial "lamps off" state which precedes the first flash.

An electronic flashing circuit can therefore assist road safety by eliminating the short waiting period before the driver's intentions are made clear to other road users.

(b) If the relay is placed under the dash board, the clicking noise produced by the operation of its contacts provides a good audible indication that the flasher is operating. The normal warning lamp is also included in the circuit.

(c) A further advantage of the electronic system is the inclusion of an emergency flashing facility in which all four flasher lamps at the corners of the vehicle operate simultaneously. This facility is found on very few cars at present, although breakdown and other vehicles likely to attend accidents have it available.

(d) The conventional thermal switching system is quite reliable, but the use of a carefully constructed electronic system should improve reliability and, therefore, road safety.

The electronic circuit to be described provides all of the facilities offered by a conventional thermal flasher, including a much increased flashing rate when an indicator bulb filament has broken or has a broken connection in its wiring. The rapid clicking of the relay also provides an audible warning in these circumstances.

INTEGRATED CIRCUIT

The integrated circuit required is a TAA 775G power oscillator. This is a dual-in-line device, but three of the pins on each side of a conventional 14 pin dual-in-line device have been replaced by a small metal tab. One or both of these tabs must be connected to the negative (0V) power supply line.

The circuit used is shown in Fig. 1. The connections to the i.c. shown are those when the device is viewed from the top with the pins and tabs pointing downwards. The use of this device enables much simpler circuits to be employed than if discrete transistors were to be used.

CIRCUIT OPERATION

In the circuit, the capacitor C1 charges through R1 from pin 6. When the voltage across C1 has risen to a predetermined level, an internal voltage comparator (the input of which is connected to pin 5) will switch the states of the internal circuits of the device.

The voltage at pin 6 is now switched to a value which is little higher than that of the negative line (actually about +0.2V). C1 therefore discharges through R1 until the potential across this capacitor reaches a value which is low enough for the device to be switched back to its former state.

The voltage at pin 6 now rises rapidly to its former value of about +4.6V and C1 therefore commences to charge again through R1. Hence the oscillatory cycles are repeated.

When the potential at pin 6 is in its higher voltage state of about +4.6V, it is stabilised by an internal voltage stabiliser circuit. This ensures that

the frequency of operation is almost unaffected by reasonable variations in the power supply voltage.

The capacitor C2 prevents any transient voltage changes in the car electrical system from affecting the circuit by causing spurious switching.

OUTPUT CIRCUIT

The output transistor in the i.c. is connected to pin 10 of the device. When the potential at pin 6 is high (that is, about +4.6V), the output transistor is non-conducting. The current passing through the relay coil to pin 10 is then less than 1µA.

When the circuit is switched, however, so that the potential of pin 6 is about +0.2V, the output transistor conducts. A current then flows through the relay to pin 10. The maximum permissible value of this current is 150mA, so the resistance of the relay coil should not be much less than about 100 ohms, since the battery voltage can reach about 14V on charge and one must allow for normal tolerances.

The circuit has been designed to operate satisfactorily from supply voltages in the range 9V to 15V.

In most circuits a protective diode would be required across the relay to prevent damage to the integrated circuit when voltage spikes are formed across the relay coil. These spikes occur when the current ceases to flow through the coil. However, the i.c. contains its own internal protective diode and no further diode is needed across the relay when this device is employed.

CONTROL VOLTAGE

The i.c. operates in one of three states, according to the control voltage applied to pin 7. The control voltage affects the circuit only when the output transistor is non-conducting. The three states are:

(a) When the potential at pin 7 is equal to (or slightly less than) the positive supply potential applied to pin 1, the oscillation is blocked.

COMPONENTS . . .

Resistors

R1 5.6kΩ ¼W
R2 82Ω 2W
All 10% carbon

Capacitors

C1 100µF 6V elect.
C2 0.5µF 6V polyester

Integrated Circuit

IC1 TAA 775G
(Phoenix Electronics Ltd., 139 Havant Road, Portsmouth, Hants)

Relay

RLA 12V relay, 10A contacts, coil resistance 110Ω (8 pin relay Doram)

Miscellaneous

S2 T.p.s.t. 4A toggle switch
International octal valve socket. LP6-12V 1.2W emergency flasher monitor lamp

As the potential of pin 5 rises, no switching occurs and the relay is never energised.

(b) When pin 7 is earthed or when its potential does not exceed about +0.35V, the circuit oscillates at a frequency given by the equation:

$$f = \frac{800}{R1(k\Omega)C1(\mu F)} \text{ Hz}$$

(c) When the pin 7 potential is between about +0.45V and +5V, the circuit switches earlier as the potential across C1 rises. The frequency is thus increased by a factor of about 2.2 above its previous value when pin 7 was earthed. The duty cycle (time on/time off) is also increased from about 0.8 to 1.1.

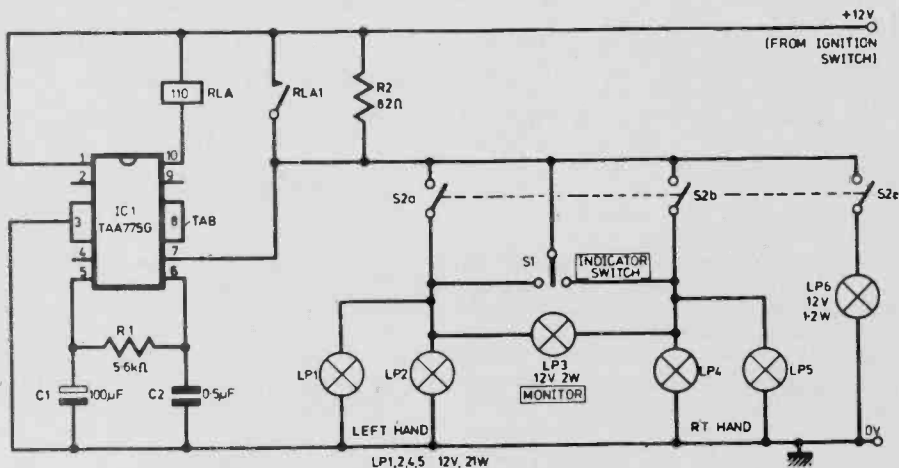




Fig. 1. The circuit of the direction indicator and emergency flasher unit. The connections of the TAA 775G are shown as viewed from above



Prototype assembly of the Car Indicator / Emergency Flasher. Since the wiring layout is not critical and so few components are involved, no interwiring details are given. The unit should be installed under the dashboard and all connections to existing circuitry should only be made after examining the car's wiring diagram



It should be noted that the frequency of oscillation rises very suddenly as the potential of pin 7 rises from +0.35 to +0.45V. There are only the two frequencies of oscillation for any given values of R1 and C1.

The values of R1 and C1 shown will result in a flashing rate of about 85 per minute when the pin 7 potential is less than +0.35V. Tolerances in component values (especially in that of C1) will produce some variation in frequency between similar circuits with the same nominal component values, but the flashing rate obtained should always be well within the legally permitted limits.

FUNCTIONING

The car power supply voltage is always applied to the integrated circuit whenever the ignition is switched on. The quiescent current consumption is only about 8mA.

When S1 and S2 are both open, pin 7 has a potential of about +12V, since it is returned to the positive supply line via R2. This potential at pin 7 prevents oscillation from occurring.

When S1 is switched to the "left" position, the resistor R2 forms a voltage divider with the parallel connected lamps LP1 and LP2. The lamps have a very low resistance and therefore the potential at pin 7 falls to less than +0.35V. The relay closes immediately and the lamps LP1 and LP2 are illuminated, but are extinguished when the relay opens. Flashing continues as C1 repeatedly charges and discharges.

Similarly, if S1 is switched to the "right" position, LP4 and LP5 will flash. With S1 in either the 'left' or 'right' position, the monitor lamp LP3 inside the vehicle will flash with the other lamps to indicate to the driver that the flashers are working.

If S1 is in the "left" position and either LP1 or LP2 has a broken filament, the potential divider consisting of R2 and the remaining good lamp will apply a voltage exceeding +0.45V to pin 7. The monitor lamp LP3 and the good flasher will therefore flash at a much increased frequency (about 180 flashes per minute). Similarly, if S1 is switched to the 'right' position and LP4 or LP5 has a broken filament, the same high flashing rate will occur.

EMERGENCY FLASHING

If the emergency flashing switch S2 is closed, the lamps LP1, LP2, LP4 and LP5 will all flash simultaneously at the normal rate of about 85 flashes per minute. This is an excellent way of warning other road users that a road hazard (such as an accident) is present near the vehicle.

The lamp LP6 is a warning lamp inside the vehicle which flashes with the emergency lamps. It should be noted that if one or two of the flasher lamps have broken filaments, there will be no change of flashing frequency in the emergency position. However, any broken filaments should have been previously detected when the flashers are used as direction indicators, since their use as emergency flashers is likely to be a very rare occurrence.

The direction indicator monitoring lamp, LP3, does not flash when the switch S2 is closed for emergency warning flashing.

The emergency flashing system of Fig. 1 will operate only when the ignition is switched on.

POTENTIAL DIVIDER TOLERANCE

The value of R2 is by no means critical, but a widely incorrect value can result in an incorrect flashing rate. In the prototype it was found that if the value of this resistor exceeded about 110 ohms, the normal flashing rate occurred even if a bulb had a broken filament. On the other hand, if the value of R1 was less than about 50 ohms, the high flashing rate occurred even when all of the flasher bulbs were good ones.

CONSTRUCTION

The TAA 775G is best mounted on a printed circuit board specially designed for the purpose with slits for the tabs of the device. However, most readers will not have the facilities for making such a board. It is therefore normally convenient to carefully bend the tabs of the device upwards so that the pins of the device can be inserted into a "Lektrokit" board whilst the tabs remain above the board. One can solder the connections directly to the pins and this will hold the device in position on the board.

The relay is fitted into a standard "international octal" type of valve socket. Pins 2 and 7 are connected to the relay coil, whilst pins 1 and 3 are the pair of normally open contacts used in the circuit

being described. The other contacts are not connected in the circuit of Fig. 1.

The relay contacts have to switch a current of some 3.7A (or about 7.1A when the emergency flashers are used), so a relay with an adequate contact rating is essential for high reliability and hence road safety. The surge current at switch-on is even higher than the above values owing to the low resistance of the bulbs used when their filaments are cold. The use of a miniature relay should not therefore be contemplated.

FITTING

The switch S1 is already fitted in the car and can be used together with the existing lamps LP1 to LP5 inclusive and their wiring. The emergency switch S2 should be installed well away from other switches so that it is not likely to be operated accidentally. LP6 can be fitted at any convenient place where its flashing light is not likely to remain unnoticed by the driver.

The circuit board is conveniently fitted under the dash board where the driver can hear the clicking of the relay contacts clearly. It may be convenient to place the whole circuit in a thick polythene bag before placing it under the dash board. ★

MILD & BITTER

THE POCKET CALCULATOR BORE By A.P.S.

It is unfortunate that new ideas always generate over enthusiastic responses, leading eventually to the emergence of a unique class of bore. The poor, innocent pocket calculator has unwittingly become the host of two particularly virulent strains which have gained a foothold in the home counties and appear to be spreading as far north as Merseyside.

These have been identified as "Borus-calculati-i-simplex" (found in patients who have purchased the so-called "Four-function" calculators) and a related, but more lethal variety called "Borus-calculati-i-sciencus" (found in the owners of the "Scientific" calculators.)

To be forewarned is to be forearmed, so it is well to have some knowledge of their habits and modus operandi.

They could be found almost anywhere but tend to favour workers' canteens, fashionable London clubs, pubs and public transport vehicles.

A slight rectangular shaped swelling in the region of the breast pocket is normally considered to be a positive diagnosis.

If any luckless member of the public wanders too close, the procedure which follows is fairly well established.

The calculator is withdrawn with a casual air and the fiery red digits will begin to blink and splutter in a hypnotic way, almost certainly attracting a glance of interest. The damage is done!

The ordeal begins with some torturous descriptive details of the particular model.

"Of course this has fully floating decimal point, a double re-entry constant button, facilities for extended multiplication and many other unique features which I won't bore you with old boy."

Then follows a demonstration of the number-crunching powers, during which the far reaching discovery could be made that 356 divided by 2.3 squared is "approximately" 67.29678639.

The fingers flash gracefully over the keys (with the dexterity of a Liberace) serving as a prelude to the next lecture which is concerned with some remarkable properties of the solid dodecahedron. Apparently all that is required is five sides, three angles and some cunning use of the aforementioned CONSTANT button. Some properties of pi and epsilon may then be discussed and of course rigidly demonstrated with worked examples.


Blessed relief finally comes when the batteries expire.

There is little doubt that the disease is on the increase and is particularly prevalent on the London Underground, more so on the Metro Line.

During the rush hour, little knots of people may be seen, one hand hanging on to the strap, the other holding the calculator. They use their noses to operate the buttons in a jerky sparrow-like manner, much to the consternation of the other travellers.

The answer to the steadily growing menace has yet to be found. In the meantime, the only advice is attack! Buy one yourself and strap it prominently around the chest but do make sure it has a CONSTANT button, facilities for... etc., etc., etc.





I.C. PULSE GENERATOR

By A.C. AINSLIE

ALL WORK carried out with digital integrated circuits involves the generation or processing of pulses or pulse trains. Complex pulse generators are now available for industrial or development laboratories where a wide range of complex pulse systems are needed, but for the home constructor there is rarely any need for anything other than a simple repetitive pulse train.

SPECIFICATION . . .

Pulse Rate 0.1Hz to 100kHz (in six decade ranges)

Period 1s to 1 μ s (in six decade ranges)

Output Two TTL compatible outputs available; "NORMAL" and "INVERT". The "NORMAL" output is high during the mark period. High is 4V and low is 0.5V.

FAN OUT of 10 for each output. The "CONTACT" output closes during the mark period. Maximum ratings: 100V @ 200mA d.c. Maximum usable PRF approximately 200Hz.

Gate Input TTL compatible—high or floating to enable the pulse train. Sink current to stop the pulse train is less than 2mA.

The generator to be described was developed for TTL investigations and only a TTL-compatible output is provided. In order to increase the range of applications to cover other output requirements the pulse generator output can drive a small reed relay, the contacts being brought to the front panel to enable external voltages to be controlled up to a rate of a few hundred cycles. Alternatively some form of emitter-follower circuit can be used.


The generator is capable of a wide range of operating frequencies but with readily available switches the limit is six decade ranges. Although capable of operation in excess of 1MHz, pulse width of 100ns with a rise time of better than 20ns, the faster ranges were abandoned in favour of a slow range of 1Hz to 0.1Hz. This is handy for industrial process control and also enables digital counters to be seen counting at this low rate.

ELECTRONIC CIRCUIT

The complete circuit of the generator is shown in Fig. 1. Although it looks fairly complex it can be broken down into four sections, the period generator, timing pulse shaper, monostable pulse width and output circuit, and power supply. The first three are shown in Fig. 2 in block form.

Before describing the circuitry in detail we should perhaps see how these parts fit together to form a generator of variable period and width. Fig. 3 shows how the period generator, timing pulse generator and width monostable waveforms are interrelated to form the complete generator.

The waveform at A is the output from the period generator which can be a free-running multivibrator or astable. Variation of the duration of one cycle of the waveform varies the output period, P. In the present instance the period generator is made up from three of the four gates in an SN7400 (IC1).



If at an instant the inputs to G3 (Fig. 1) are at logic 1 then the output of gate G3 is at logic 0, and so the output of G1 is at logic 1. The output of G2 must therefore be at logic 0 and so the capacitor C1 to C6 selected by S1A will charge through VR7 and the preset VR1 to VR6 introduced by S1B. Thus the input to G3 will be high as the charging current is high but as the capacitor becomes charged, G3 inputs will fall to logic 0, sending G1 output to logic 0 and G2 output to logic 1 discharging the capacitor until the input to G3 once again goes to logic 1, repeating the cycle.

The duration of the cycle is dependent on the value of the charging capacitor and VR7 plus the preset selected by S1B. This preset is to enable each range to be calibrated in decade steps when VR7 is at zero resistance—i.e. shortest period for each range. The capacitors are arranged to give decade ranges of 1s to 10 μ s. The slowest range could be deleted and a faster range (1 μ s) added with a 4.7nF capacitor.

The open circuit input of G1 naturally acquires logic 1 when left floating and so the circuit operation is normal with no connection to the GATE. When GATE is taken to logic 0 or ground however the period generator stops operating, enabling fully gated operation.

G4 (the last gate in IC1), C7 and R1 form the timing pulse. C7 and R1 ensure that when the output of G3 goes to logic 1 the input to G4 only



Fig. 2. Block diagram of the first three sections of the pulse generator

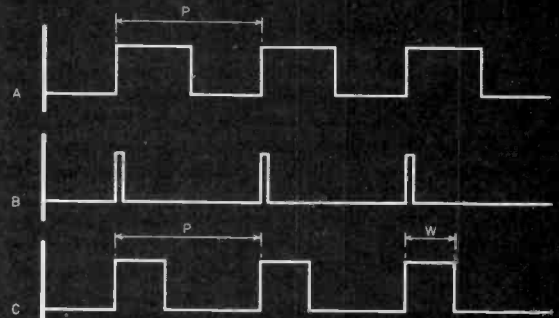


Fig. 3. Time relationships of the waveforms from the sections of Fig. 2 showing how the complete waveform is created

goes to logic 1 for about 70ns. G4 output therefore goes to logic 0 for 70ns during each period. This logic 0 pulse applied to IC2 inputs, A1 and A2, starts the monostable cycle.

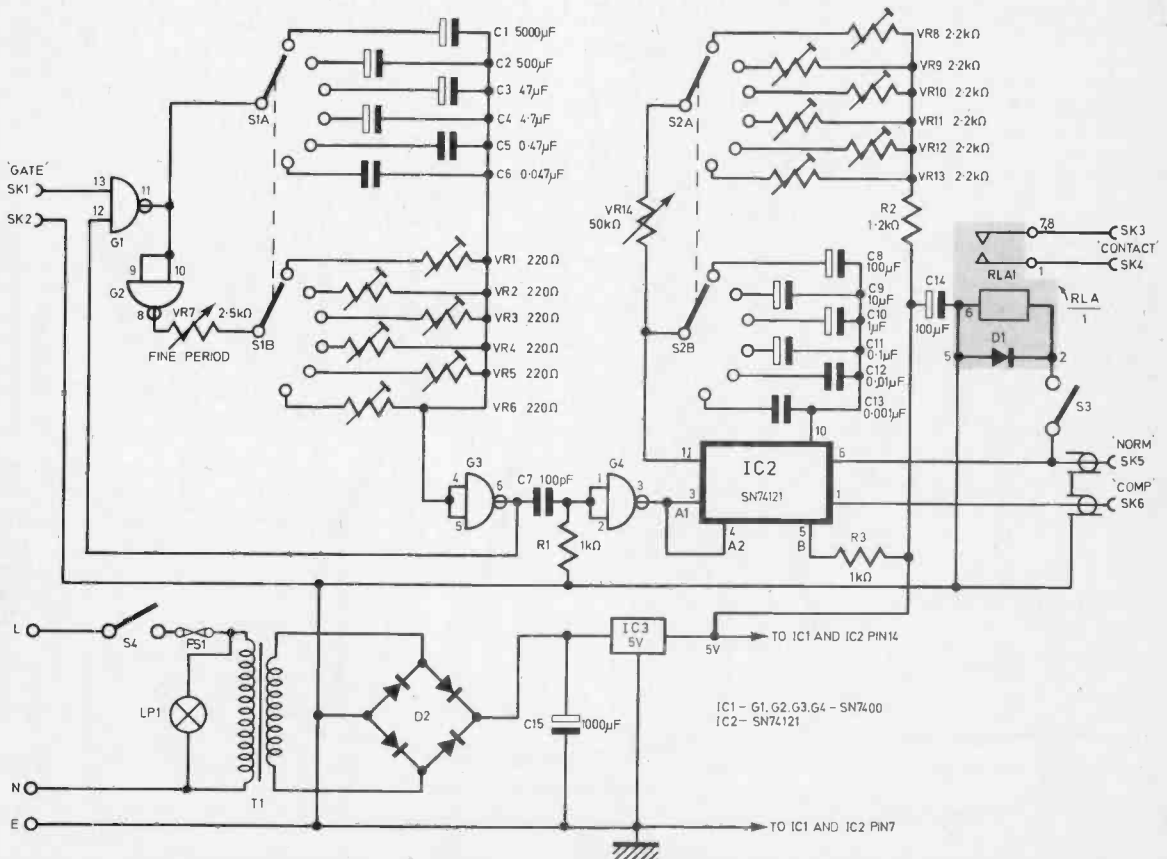


Fig. 1. Complete circuit diagram of the pulse generator. Period is controlled by switch S1, variable resistance VR7 and the presets VR1 to VR6. Width is controlled by S2, VR14 and presets VR8 to VR13

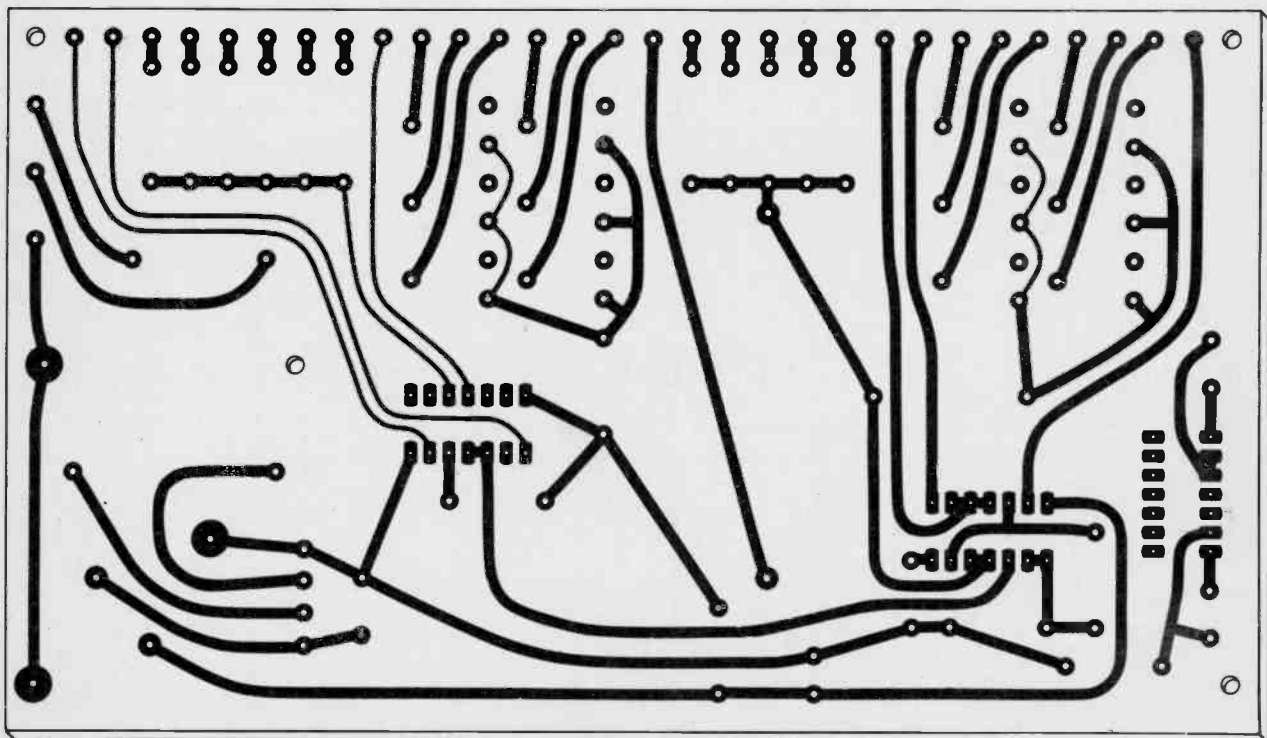
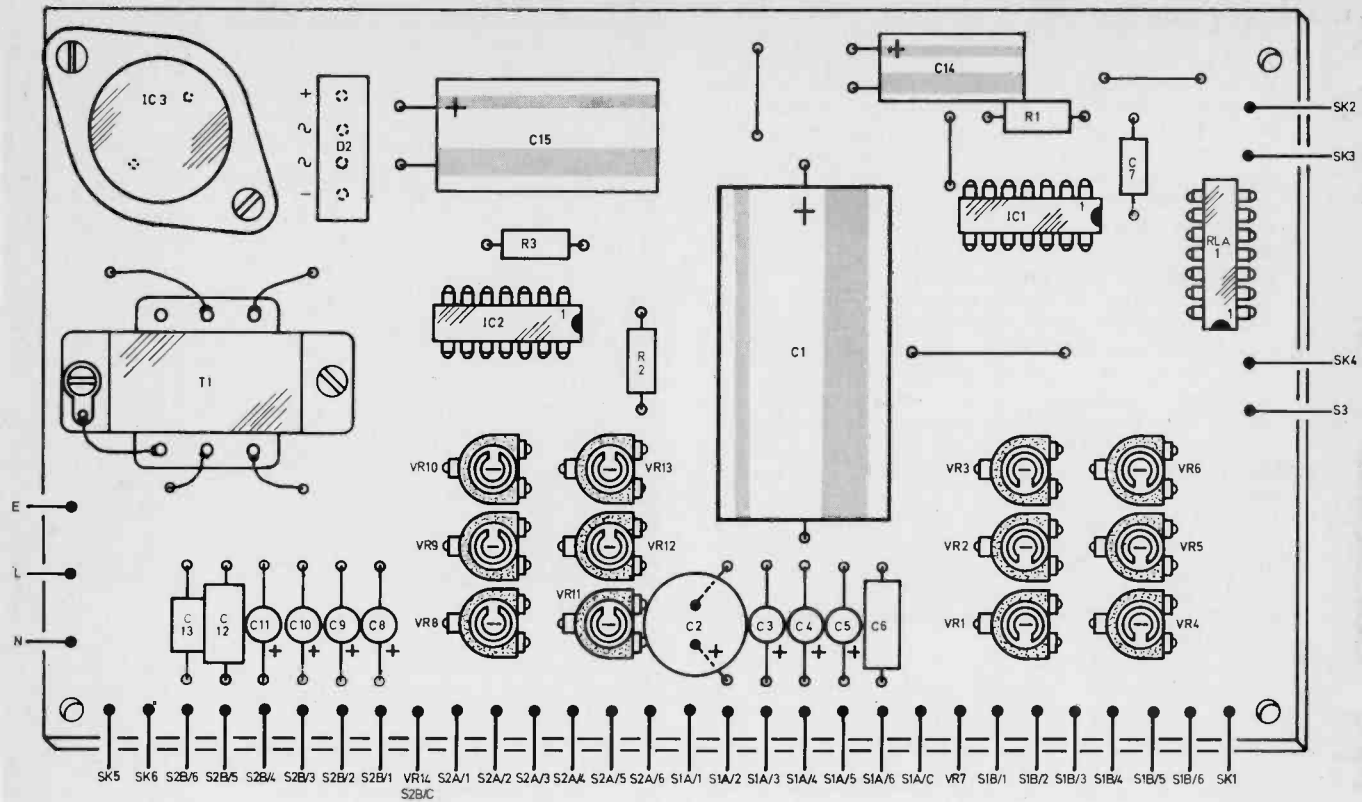


Fig. 4. Suggested p.c.b. pattern (full size) and component layout for the pulse generator, including the reed relay but excluding current sinking resistors

PULSE WIDTH

S2A and S2B select the time-determining components as previously. VR8 to VR13 are presets to enable the widths to be calibrated when VR14 is at minimum resistance. R2 is to limit the timing resistor values as required in the device specification.

The monostable chip, IC2, produces a pair of complementary outputs that are taken directly to the front panel sockets. R3 serves to ensure that input B of IC2 is maintained at logic 1.

At one point during the period generator waveform, the timing pulse generator produces a brief pulse as at B in Fig. 3. This point is usually the leading edge of the period waveform as shown.



Resistors

- R1 1k Ω
- R2 1.2k Ω
- R3 1k Ω
- All 10%, $\frac{1}{4}$ W

Potentiometers

- VR1-VR6 220 Ω preset pot. miniature
- VR7 2.5k Ω potentiometer
- VR8-VR14 2.2k Ω preset pot. miniature

Capacitors

- C1 5,000 μ F
- C2 500 μ F
- C3 47 μ F, Tantalum
- C4 4.7 μ F Tantalum
- C5 0.47 μ F Tantalum
- C6 0.047 μ F
- C7 100pF
- C8 100 μ F, Tantalum
- C9 10 μ F Tantalum
- C10 1 μ F Tantalum
- C11 0.1 μ F Tantalum
- C12 0.01 μ F
- C13 0.001 μ F
- C14 100 μ F, 15VW
- C15 1,000 μ F, 16VW
- All 5VW except where stated

Semiconductors

- IC1 SN7400 (G1, 2, 3 and 4)
- IC2 SN74121
- IC3 MVR5V (R.S. Components) or 305-377 (Doram). 5V regulator i.c.
- D2 20V, 1A bridge rectifier

Switches

- S1 2-pole, 6-way
- S2 2-pole, 6-way
- S3 1-pole, on/off
- S4 1-pole, on/off

Miscellaneous

- RLA1 D.i.l. reed relay incorporating D1 (Doram)
- T1 6V, 100mA output mains transformer
- LP1 Neon indicator
- FS1 1A mains fuse
- Sockets, case, wire, solder, p.c.b. etc. to suit

Thus the timing pulses are spaced by the period set by the period generator. The timing pulses are usually arranged to be far shorter than the minimum output width required, in the present case about 70ns.

The timing pulses initiate the width monostable which gives a pulse on receipt of a timing pulse of length determined by the monostable's time constants. This gives an output pulse of duration, W, the pulse width. Thus the output train consists of a series of pulses of width, W, separated by period P.

The only power required by the circuit is +5V at pin 14 of each of the two i.c.'s. This is provided by an integrated voltage regulator fed from a conventional power supply. RLA1 is a miniature reed relay that can be switched to the output by S3. The contacts of RLA1 are taken to the front panel at SK3 and SK4 and can be used to control any external circuitry as required.

FAN-OUT

The basic unit supplies TTL-compatible pulses to a fan-out of ten per output. However if the outputs are required to source current then a resistor of 330 Ω should be connected between each output line and the +5V bus. This reduces the fan-out but precludes the possibility of damage from shorting the outputs.

Of course the reed relay requires sourcing so it is advisable to connect a 330 Ω resistor between the relay side of S3 and the +5V bus. This maintains TTL compatibility with S3 open.

CONSTRUCTION

Several methods will suggest themselves for the construction of this project but the author can only recommend a printed circuit board. A board of 88.9 \times 152.4mm (3 $\frac{5}{8}$ in. \times 6in.) will accommodate all the main components without too much crowding. Fig. 4 shows a suitable print layout—drawn full size.


It is recommended that fibreglass board is used both for stability of performance and, because of the greater strength of fibreglass board, the mains transformer can be built onto the board.

The board can easily be made by constructors using the following recommendations. First of all the copper side of the board must be clean and free from scratches and grease. The design can now be copied onto the board using one of the marker pens now available. Etching is carried out in a saturated solution of ferric chloride.

The author has found that difficulty can be experienced when etching large boards due to uneven etching. The best way to overcome this is to float the board copper side down on the surface of the etchant. In this way all of the sludge falls from the board instead of staying on the surface. When completely etched, the board is washed and the resist removed with a solvent.

Most of the holes in the board can be drilled with a number 60 drill but $\frac{1}{16}$ in. holes look neater for small components.

The i.c.s can be mounted on small sockets for ease of replacement. The relay can be purchased as a d.i.l. type and should be mounted on a socket



as, being a semi-mechanical device, it is prone to failure. The diode D1 is included in the d.i.l. package if the recommended component is used.

There are no special points to watch during the construction of the board, except perhaps that the i.c.s are the right way round.

The front panel and case layout are shown in the accompanying photographs but they depend on the components used. The use of ten-way ribbon cable considerably eases the connection of the switches. In general all wiring should be short and direct otherwise "ringing" may occur on transients, spoiling the normally very clean output.

TESTING

When the construction has been completed and all the wiring checked, the generator can be tested.

When switched on, the voltage on pin 14 of both i.c.s should be 5V, within about 0.1V or so. An oscilloscope connected to the generator will verify correct operation.

If no output appears the scope probe should be connected to G3 output to verify that the period

stage is working. The output of G4 should be a series of 70ns pulses.

These pulses can be difficult to see on some "ordinary" oscilloscopes which have low e.h.t. and not too wide a bandwidth. However, with Y amplifier set to 1V/cm and the trig set to "-ve, fast a.c." the stability control can be adjusted so that the scope just does not scan with no input. Applying the 70ns signal should now start up the timebase.


CALIBRATION

In order to calibrate the generator, the period and width controls, VR7 and VR14, are turned to minimum resistance. Then with S1 and S2 set to the fastest ranges, the period is set up on a calibrated scope using VR6. The width is then set with VR13.

S1 and S2 are then turned onto the next range and the process repeated with VR5 and VR12. This is continued until all of the ranges have been covered.


The value of VR7 at maximum resistance can be too high to enable G3 input to drop to logic 0. This is shown by the period oscillator stopping on the longer pulse widths on each range. If this occurs, VR7 should be shunted with a small resistor of value in the region of 3.9k Ω so that the oscillator functions correctly over the whole range of VR7.

In use the generator should present no problems as the operation is self-explanatory. However, a little care is needed as regards the output connections to avoid cable reflections and ringing. Generally, if 75 Ω co-ax connectors are used together with 75 Ω cable, no reflections will be experienced unless a cable of several yards' length is used. Experience will dictate the best loading for each situation—usually co-ax can be fed directly to a TTL gate input without any trouble at all.



THIS MONTH in

THE MAGAZINE FOR BEGINNERS



SPECIAL 8 PAGE SUPPLEMENT... USING MULTIMETERS

Complete guide for this most useful piece of test equipment.
A must for all beginners.

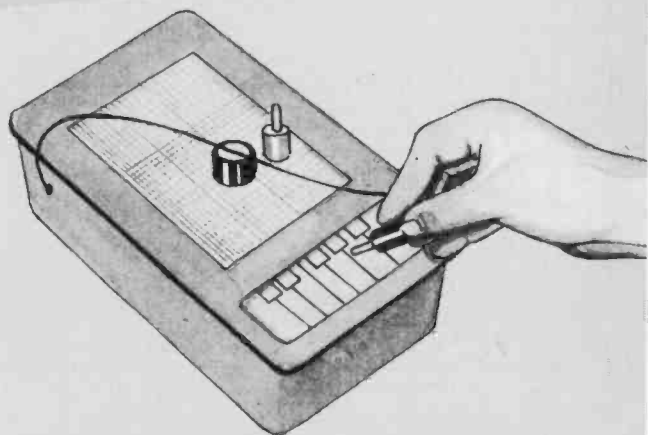
**EASY
TO BUILD
PROJECTS**

WARNING WINKER

A low current indicator for battery powered equipment.

ANTI-THEFT ALARM

Protect your car with this simple alarm.



THE MINSTREL

A single octave stylus operated miniature organ.

MW/LW TUNER

Superhet design for use with almost any amplifier.

everyday electronics

MAY ISSUE
ON SALE
FRIDAY APRIL 18

Hi-Z

By R.A. PENFOLD

HIGH INPUT IMPEDANCE TECHNIQUES

It is common practice to design any piece of test equipment which is to draw current from the apparatus under test, to have an input impedance as high as possible. Thus the minimum current is drawn from the apparatus, and the test rig will have virtually no adverse effect on it. An accurate result is therefore obtained.

Recently a few items of commercial test gear have been put on the market, offering input impedances as high as 1,000 megohms.

F.E.T. CIRCUIT

A circuit diagram of a preamplifier using a field effect transistor in the source follower mode is shown in Fig. 1. This uses an inexpensive junction f.e.t. type 2N3819, and has a calculated input impedance of over 100 megohms. Resistors R1, R2, and R3 bias the transistor, and R4 is the source load. C1 is the input coupling capacitor, and C2 is the bootstrapping capacitor.

It is the use of bootstrapping, plus of course the very high input impedance of the f.e.t., which gives the circuit such a high input impedance, as, if C2 is removed, the input impedance will be only approximately 6.9 megohms. The source follower is the bipolar transistor equivalent of the emitter follower in bipolar transistor circuitry.

Like an emitter follower, a circuit such as this has 100 per cent negative feedback and has unity (slightly less in practice) voltage gain.

The input and output are in phase. Therefore, if an input voltage is applied to TR1 gate, the voltage at TR1 source will alter by an almost identical amount. C2 couples this change to the junction of R1-R2-R3.

As the input signal causes a change in the potential at one end of R3, the signal via C2 will cause a similar change at the other end. Theoretically there will be no change in the current passing through R3, and to the input signal this will appear to possess an infinite resistance.

TRANSISTOR GAIN

In practice this is not so, as the gain between TR1 gate and the junction of R1-R2-R3 is less than unity. The gain of TR1 is only about 0.95, and there is also a small loss through C2, although this is only small compared to the 5 per cent loss through TR1.

The effective resistance of R3 will be increased to approximately 20 times its actual value, or 136 megohms. When one takes into account the input impedance of the f.e.t. itself, the input impedance of the amplifier is still in excess of 100 megohms.

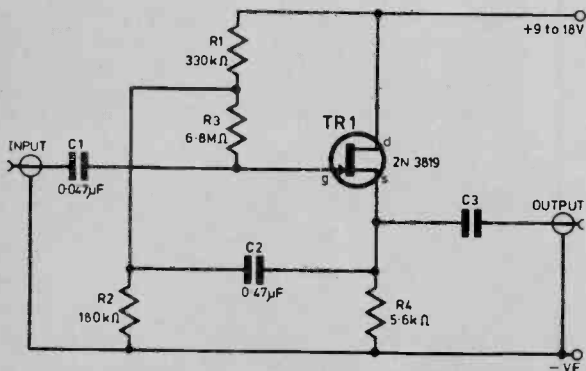


Fig. 1. An amplifier having an input impedance of over 100 megohms

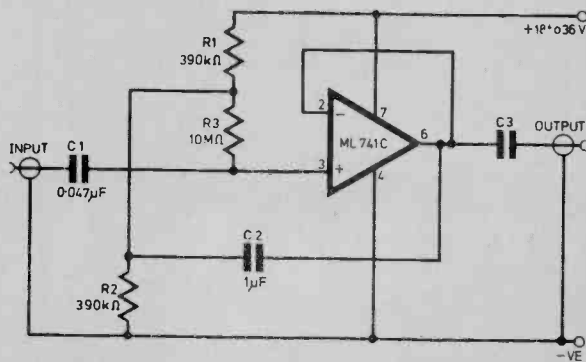


Fig. 2. This circuit using an operational amplifier i.c. has a typical input impedance of 400 megohms

When dealing with input impedances as high as this, the input capacitance of the circuit must be borne in mind, as even at audio frequencies this will noticeably reduce the input impedance.

The input capacitance of the circuit shown in Fig. 1 is about 8 to 12pF, and the exact figure will depend upon the individual f.e.t. used, and the component layout used.

OPERATIONAL AMPLIFIER CIRCUIT

Operational amplifier i.c.s can be used very effectively to obtain ultra high input impedances. Fig. 2 shows a circuit which uses a 741C or similar device, and a typical input impedance of 400M Ω shunted by 1pF.

As the output is coupled to the inverting input the circuit has unity voltage gain. The i.c. is intended to operate from two equal supplies, one being positive, and the other negative, with respect to earth. A biasing resistor is normally connected between the non-inverting input, and earth. As this circuit operates at a.c. only, this normal arrangement can be modified slightly. R1, and R2 form the centre tap on the supply, and R3 is the biasing resistor.

In order to prevent the biasing resistor from shunting the input, bootstrapping is applied via C2. The gain of the circuit is so close to unity that the bootstrapping is very effective, and the shunting effect of R3 is, to all practical purposes, non-existent.

D.C. CIRCUIT

A d.c. version of the circuit of Fig. 2 is shown in Fig. 3. Here equal positive and negative supplies are used. The biasing resistor is split into two parts (R1 and R2), and the output is coupled to the junction of the two halves. Bootstrapping is thus applied to R2, and the biasing resistors have very little shunting effect upon the input impedance.

The circuit uses the two offset null connections to the i.c. The offset null is adjusted by VR1, which is set with the slider half way along the track at first, and is then adjusted to give zero volts across the output terminals.

Both the circuit of Fig. 2, and that of Fig. 3 have good linearity and a low output impedance. The output has short circuit protection controlled by the i.c. itself. ★

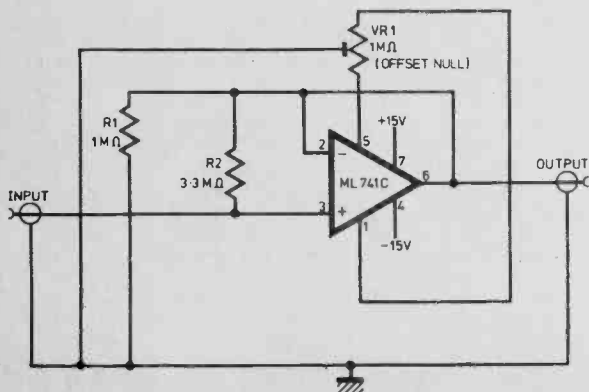


Fig. 3. A d.c. version of the circuit of Fig. 2

NEWS BRIEFS

New Plessey Radio System

A NEW experimental radio communication system, which provides two-way speech contact between underground workers and the surface, was successfully used in rescue operations at the Moorgate Tube disaster. The system, known as "Fire Ground" radio, is being developed by Plessey Avionics and Communications, under a contract from the Home Office Directorate of Telecommunications, for use by fire fighting services.

With this equipment, communication can be fully maintained from within steel-framed buildings, cellars, tunnels, caves, mines and similar locations. Each rescue worker is permanently in two-way contact with the base station and a talk-through facility is available which permits person-to-person contact. The degree of penetration is quite outstanding.

The equipment consists of a number of special waist-coats, containing portable transmitter-receivers and a mobile base station, all of which may be rushed to the scene of a fire or other disaster.

It's A Hot Wind

FREE power from the wind is one of the "in" subjects nowadays so it is no surprising that a company has been formed specifically to make use of current technology to develop ways of utilising this free energy source.

The new company, called Wesco Ltd., is a joint venture of Control Technology of Peacehaven and Servotec of Redhill and technology for the generation of heat energy from the wind is said to be already in existence.

Wesco will manufacture wind systems embodying the latest in solar dynamics and design, and a new form of compact heat energy storage. Applications are legion and include greenhouse heating (a requirement which, it is claimed, in the UK alone uses three quarters as much energy as British Rail), agricultural heating and drying, and heating on large estates.

It is interesting to note that use has been made of helicopter expertise gained by Servotec and it is understood that the basic units to be made will be modular in concept.

PRACTICAL ELECTRONICS

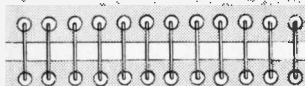
● P.E. INDEX FOR 1974

Next month's issue will include a FREE index for Volume 10.

● BINDERS

Easi-binders with a special pocket for storing blueprints and data sheets, etc., are available price £1.34 including VAT and postage. State required volume, e.g., Vol. 1, 2, 6.

Orders for Binders should be addressed to the Post Sales Department, IPC Magazines Ltd., Carlton House, 66 Gt. Queen Street, London, W.C.2.



INDUSTRY NOTEBOOK

By Nexus

SAFETY AT SEA

Like other companies with a big stake in consumer electronics, Decca is feeling the chill wind of the economic recession. But the company is holding up well in capital goods with turnover up 23 per cent at £32 million and profits up from £3 million to £3.6 million. Almost half the business is in professional navigation equipment in which Decca is still a world leader both in technology and volume of production.

Increasing pressure on shipping to observe the new mandatory traffic lanes in the English Channel has brought Decca a £350,000 order for improved surveillance radar which will extend the present 15 miles radius of the "policing" system to 50 miles. Some 35 ships a day are still breaking the traffic rules that are supposed to keep east-bound ships to the French side of the Dover Straits and west-bound ships to the British side. Ships straying from the traffic lanes are reported and in some cases are fined. The new installation is to follow the success of a pilot installation which has been monitoring channel traffic for the past three years. The "police" are H.M. Coastguards.

It isn't only the safety of ships and crews that is causing concern. It's pollution as well, especially from oil, and a major accident could do untold damage. The Government has recently set up a new Standing Committee on Pollution Clearance at Sea to keep constantly under review the arrangements for pollution clearance following a disaster. But prevention is better than cure and, here again, Decca Radar has taken a lead by producing a portable aid for bringing supertankers more

safely into harbour. The equipment is currently being tested at a major oil port and an official announcement is expected soon together with some technical details.

Also doing well with their Situation Display radar which employs television techniques to give a bright radar display is Kelvin Hughes. The 45,000 ton P&O cruise ship "Canberra" has just been fitted with one in preparation for a busy cruise season.

When "Canberra" was launched in 1961 she had the then revolutionary system developed by Kelvin Hughes in which the radar picture was projected on to the plotting table and which was the forerunner of the KH "Photoplot" system. The new installation has the main display forward on the bridge and a slave monitor just aft in the navigation console. A video recorder may be used to take a complete record of the exact sequence of events as the ship is leaving and entering harbour.

The marine electronics business remains buoyant both in civil and defence applications and in defence, of course, there is new business in the protection of the oil rigs in the North Sea.

MICROWAVE LANDING SYSTEM

A first-class row has developed over the U.S. Federal Aviation Administration's decision to recommend a scanning beam microwave landing system in preference to the doppler system which is claimed to be technically superior. Plessey, who has been working hard on the doppler system in conjunction with RAE and with British government support, has gone into the attack with a strongly worded protest. The Hazeltine Corporation, also a proponent of the doppler technique, has gone further and has won a court order restricting the FAA proposal and charging the FAA with illegally excluding Hazeltine from further work in the competition for the final system.

Few of the companies involved in the competition for the best system (which will replace present ILS systems and bring millions of dollars of business in the next 20 years) is happy with the FAA recommendation except Texas Instruments and Bendix who appear to be on a winning streak. Hazeltine, ITT/Gilfilan and Plessey are clearly enraged. The present squabble has all the aspects of international bad feeling generated over the respective merits of the Decca Navigator and VOR systems of some 15 years ago.—Watch out for the next thrilling instalment.

PACKET SWITCHING

The Post Office Experimental Packet Switched Service (EPSS) is now virtually full up. F. W. Woolworth has now joined the scheme and major users will be nearly all the computer hardware manufacturers, BICC, Joseph Lucas and, possibly, Cambridge University who will investigate the value of EPSS to its growing network requirements.

Altogether, some 38 firms are taking part in the experiment, including Ferranti whose Argus 700E computers are used in the packet switching exchanges and for network monitoring.

ECONOMIC SEESAW

All business eyes are turned east these days. The fabled treasures of the east are now a reality with Iran, for example, trebling real income per head in the five years 1973 to 1978, while we in the west are hard put to it to maintain zero growth. Saudi Arabia is planning similar growth. So, it seems, is everyone else in the area.

It is an odd reflection of the times that while the BBC is making savage cuts in expenditure the tiny Sultanate of Oman has just ordered another £2 million of broadcast equipment from Pye TVT on top of the recent £7.7 million contract for a complete TV system and over a million for odds and ends, bringing Pye TVT orders from this one source to over 210 million in under nine months.

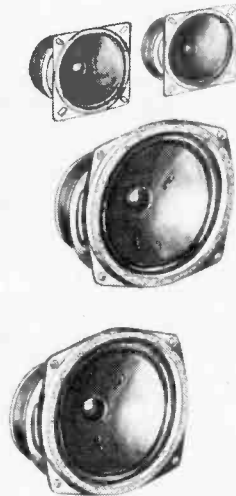

The population of Oman is 700,000, that of Glasgow is 900,000.—It makes you think!

DYNAMO

Ray Brown, the human dynamo who built up Racal in its early days (he was the RA part of the invented name) is top news again. Now Sir Raymond Brown, he is the new President of the Electronic Engineering Association, succeeding G. A. Smith of Plessey whose sudden death is regretted by all.

Sir Raymond relinquished his interest in Racal when he became the first Head of Defence Sales, Ministry of Defence, in 1966. He is now chairman and managing director of Muirhead, the facsimile transmission experts whose 3,000 installations world-wide include a number for Interpol and usage by over a dozen national police forces, as well as in more mundane applications. Sir Raymond got his start in electronics in 1934 as an engineering apprentice with Radifon.

Kit inspection



STUDIO ELECTRONICS EASIKIT

We invite your closest inspection of our loudspeaker kits. Here at last is a kit which doesn't require you to be either an electronic genius or a master carpenter. The assembly is simplicity itself, taking barely 15 minutes and requiring only a soldering iron, screwdriver and our easy to follow instructions, the cabinet being already built. 4 drive units provide excellent reproduction free from colouration, cabinet resonance and listening fatigue. Beautifully finished in teak or white.

SPECIFICATIONS

Impedance 4-8 ohms.
 Power Handling 20W r.m.s.
 Crossover Frequencies 250Hz, 5kHz.
 Frequency response 30Hz to 20kHz \pm 5dB.
 4 Drive units, Bass, Bass/Mid-range, 2 Tweeters.

£42.50 per pair. Post free.

ready assembled £49.50 per pair. Post free.
 Both plus 8% VAT.

Trade enquiries welcomed.

Demonstrations by telephone appointment.

SOUND SPHERES


The little speaker with the big sound! Only 4 1/2 in diameter and weighing 700 grams, it is capable of handling 10W. A very versatile little performer, ideally suited to rear channel systems, in the car, extension speakers, etc. The magnetic base enables them to be mounted virtually anywhere. Superbly finished in black, white or orange.



SPECIFICATIONS
 Impedance 4-5 ohms.
 Power Handling 10W.
 Response 100Hz to 16kHz.

£19.95 per pair. Post free.

Plus 8% VAT.



NAME

PE5

ADDRESS

Please forward by return

..... I enclose cheque/PO/Cash

Barclaycard or Access welcomed.

Studio Electronics Ltd

P.O. BOX 18, HARLOW, ESSEX CM18 6SH.


Tel. 416771

Sound to Light Master Unit



600 watts per channel

Connects to your loudspeaker or loudspeaker socket. The unit can be connected to your existing spotlight fittings or to our type A or B fittings.



▲ Front

▲ Rear

Special Introductory Price

Including channel output plugs and mains input socket.

Only **£29.95** incl VAT plus p&p £1.00

Type B 3 BANK UNIT



£6.50 incl VAT plus p&p 40p each

Type A



£1.60 incl VAT plus p&p 25p each.

100 WATT Red, pink, yellow, green, blue, clear. SPOT LAMPS Only £1.00 each Minimum 3 lamps £3.00 plus p&p 25p.

TRAFALGAR SUPPLIES
Dept. H.T., STANDISH STREET,
BURNLEY, LANCs.

TTL AT LOWEST PRICES!

Rapid delivery by 1st class post
All prices include VAT (at 8%)

All full specification by famous manufacturers

| Type | 1/24 | 25/99 | 100+ | Type | 1/24 | 25/99 | 100+ |
|--------|------|-------|------|---------|------|-------|------|
| SN7400 | 0-14 | 0-13 | 0-12 | SN7460 | 0-14 | 0-13 | 0-12 |
| SN7401 | 0-14 | 0-13 | 0-12 | SN7472 | 0-28 | 0-25 | 0-23 |
| SN7402 | 0-14 | 0-13 | 0-12 | SN7473 | 0-33 | 0-31 | 0-28 |
| SN7403 | 0-14 | 0-13 | 0-12 | SN7474 | 0-33 | 0-31 | 0-29 |
| SN7404 | 0-16 | 0-15 | 0-14 | SN7475 | 0-50 | 0-45 | 0-42 |
| SN7405 | 0-16 | 0-15 | 0-14 | SN7476 | 0-34 | 0-31 | 0-29 |
| SN7408 | 0-16 | 0-15 | 0-14 | SN7480 | 0-47 | 0-42 | 0-39 |
| SN7410 | 0-14 | 0-13 | 0-12 | SN7483 | 0-89 | 0-80 | 0-74 |
| SN7412 | 0-16 | 0-15 | 0-14 | SN7486 | 0-30 | 0-26 | 0-25 |
| SN7413 | 0-32 | 0-31 | 0-30 | SN7489 | 3-50 | 3-20 | 2-90 |
| SN7417 | 0-30 | 0-29 | 0-28 | SN7490 | 0-48 | 0-44 | 0-41 |
| SN7420 | 0-14 | 0-13 | 0-12 | SN7491 | 0-83 | 0-77 | 0-69 |
| SN7427 | 0-27 | 0-25 | 0-22 | SN7492 | 0-51 | 0-46 | 0-42 |
| SN7430 | 0-14 | 0-13 | 0-12 | SN7493 | 0-48 | 0-44 | 0-41 |
| SN7432 | 0-27 | 0-25 | 0-22 | SN7495 | 0-68 | 0-61 | 0-57 |
| SN7437 | 0-29 | 0-26 | 0-24 | SN7496 | 0-77 | 0-69 | 0-65 |
| SN7440 | 0-14 | 0-13 | 0-12 | SN7407 | 0-34 | 0-31 | 0-29 |
| SN7442 | 0-69 | 0-63 | 0-58 | SN74121 | 0-34 | 0-31 | 0-29 |
| SN7445 | 0-69 | 0-62 | 0-58 | SN74123 | 0-68 | 0-61 | 0-57 |
| SN7447 | 0-89 | 0-79 | 0-76 | SN74141 | 0-79 | 0-72 | 0-67 |
| SN7450 | 0-14 | 0-13 | 0-12 | SN74145 | 0-86 | 0-78 | 0-70 |
| SN7451 | 0-14 | 0-13 | 0-12 | SN74157 | 0-87 | 0-79 | 0-72 |
| SN7453 | 0-14 | 0-13 | 0-12 | SN74175 | 0-99 | 0-90 | 0-84 |
| SN7454 | 0-14 | 0-13 | 0-12 | | | | |

TTL may be mixed to quality for quantity prices.

DIODES/TRANSISTORS

| | | | | | | | |
|--------|-----|--------|------|--------|-----|--------|-----|
| 1N4001 | 4½p | ZTX107 | 10p | ZTX302 | 20p | ZTX313 | 14p |
| 1N4002 | 5p | ZTX108 | 8½p | ZTX303 | 16p | ZTX500 | 14p |
| 1N4003 | 6p | ZTX109 | 11½p | ZTX310 | 10p | ZTX501 | 15p |
| 1N4004 | 6p | ZTX300 | 14p | ZTX311 | 12p | ZTX502 | 20p |
| 1N4148 | 4p | ZTX301 | 15p | ZTX312 | 12p | ZTX503 | 16p |

MULLARD C280 Polyester 250V capacitors (radial leads for PCB mounting) 0.01µF, 0.015µF, 0.022µF, 0.033µF, 0.047µF 3½p, 0.068µF 4p, 0.1µF, 0.15µF 4½p, 0.22µF 5½p, 0.33µF 7½p.

Send S.A.E. for latest catalogue (includes hints for using TTL etc.) 10p P. & P. on orders under £2 otherwise POST FREE. ALL GOODS SENT FIRST CLASS POST. Discounts (excluding TTL) £5 to £14 99 10%, £15 and over 15%. ALL PRICES INCLUDE VAT.

J. C. JONES

Dept. PE5, 46 Burstellars, St. Ives, Huntingdon, PE17 4XX
(Mail Order only)

B. BAMBER ELECTRONICS

5 STATION ROAD, LITTLEPORT, CAMBS., CB6 1QE
Telephone: ELY (0353) 860185 (2 lines) Tuesday-Saturday

- I.C. AUDIO AMPS, T9A800, rated 5W (sorry no data), £1 each.
- MAGNETIC DEVICES PROGRAMMERS, contain 9 microswitches, with 9 adjustable drums for perloid switching (needs slow motion motor to drive drum, not supplied), many switching applications, £1 each.
- CURLY LEADS, 4 core telephone type, 2 for 20p.
- TRANSISTOR HEATSINKS, to take 2 x TO18 transistors, screw in clamp, block size 1 x 1 x ½ in. with holes for mounting, 3 for 50p.
- VARIABLE STABILISED PSU, solid-state, 240V a.c. input, output 0-24V d.c. at 500mA, + 32V d.c. at approx. 50mA. Voltage controlled by external 5kΩ pot. Size 7½ x 4 x 2½ in (less 5kΩ pot), £5 each.
- THREE-TURN WIRE-WOUND POTS, 5kΩ, for above, 75p each.
- LARGE DIE CAST BOXES (brand new ITT) 10½ x 8½ x 2½, £2 each.
- 25-way ISEP PLUGS AND SOCKETS, 40p set (1 plug + 1 socket).
- DISH SPEAKER SOCKETS (2-pin) 4 for 30p.
- BNC INSULATED SOCKETS (single-hole mounting) 65p each.
- MAINS TRANSFORMERS
All 240V input, voltages quoted approx. RMS. (please quote type no. only when ordering).
TYPE 10/2: 10-0-10V at 2A, £1-50 each.
TYPE 16/6: 16V at 6A + 45V at 100mA, £4.
TYPE 28/4: 28V at 4A + 125V at 500mA, £4.
TYPE 63/1: 6-3V at 1A, 85p each or 2 for £1-50.
TYPE 12/9: 400V at 20mA + 200V at 10mA + 6-3V at 500mA, £1-25.
TYPE 72/03: 400V at 10mA + 200V at 5mA + 6-3V at 400mA, £1-25.
TYPE 70/62: 250-0-250V at 80mA + 6-3V at 2A, £1-75.
RADIOSPARES 500W AUTO TRANSFORMERS, 100-110-130-200-220-240-250V tapped input and output, step-up or step-down facility, ex-new equip. £8.
- PLESSEY ELECTROLYTICS, 10,000µF at 50V, 75p each.
- ITT ELECTROELECTRICS, high grade, screw terminals, 5,800µF at 25V, complete with mounting clip, 50p each.
- TV PLUGS, metal type, 6 for 50p.
- TV SOCKETS, metal type, 5 for 50p.
- TV LINE CONNECTORS (back to back socket), 5 for 50p.
- SOLDER (multicore) approx. 9yds., 25p.
- OAST DIODES, 15 for 25p.
- OC200 TRANSISTORS, 6 for 50p.
- BSY5A TRANSISTORS, 6 for 50p.
- PERGEX COIL FORMERS ¼ in dia., 5 for 25p.
- TELEPHONE-TYPE EARPIECE INSERTS, 50p.
- REEDS (for reed relays, single pole make), 5 for 30p.
- MULLARD CERAMIC TUBULAR TRANSFORMERS, 6 for 50p.
- C.s. (some coded, some unmarked), 14-Dia-type, mixed, untested, 20 for 25p.
- SMALL WIGGERS, 6 for 25p.
- 24V 2-0W LAMPS, IES type, 6 for 20p.
- MINIATURE SLIDER SWITCHES, 2 pole, 2 way, 5 for 50p.
- 6-3V, 5-3A CAPLESS LAMPS, 10 for 25p.
- TORS, TOS type, untested, 12 for 25p.
- STANDARD ¼ in JACK PLUGS, 4 for 50p.
- PL259 PLUGS, 50p each, or 5 for £2-25.
- REDUCERS (for small co-ax) to fit above, 15p each.
- SO239 SOCKETS (to fit PL259 plugs), 50p each, or 5 for £2-25.
- EP80 VALVES (new), 25p each.
- EZ81 VALVES (new) 25p each.
- HIGH QUALITY SPEAKERS, 8½ x 8½ in elliptical, only 2½ in deep, inverse magnet, 4 ohms, rated up to 10W, £1-50 each, or 2 for £2-75 (qty. discount available).
- TWIN HEAVY DUTY CABLE, PVC covered, 500 25mm, 15p per metre, or £10-20 per 100m reel.

TERMS OF BUSINESS: CASH WITH ORDER (minimum order £1) POST FREE (UK ONLY). PLEASE ADD 8% VAT.
Export enquiries welcome. Callers welcome. Tues. to Sat. Please enclose S.A.E. with ALL enquiries.

TELEPHONE BELL SYNTHESIZER

DEVELOPED for use as a novelty in toy telephones or intercoms, the circuit of Fig. 1 gives a reasonable imitation of the normal telephone bell ring although the pulse periods to non-signal periods are even.

The Post Office system uses two rings of roughly 0.5s separated by a silence period of three times that amount. For simplicity the present circuit uses a count of four timing rather than a count of five which the Post Office system would need.

The basic multivibrator TR1, TR2 forms the clock for the unit. After the waveform has been given the current rising form so as to suitably trigger the 7474 i.c. by the Schmitt trigger TR3, TR4, it assumes the shape as at Fig. 2a.

This waveform is fed to a divide-by-four counter, IC1, which is positive-going edge triggered. This provides the waveform 2b, Fig. 2.

IC2 provides a warbling note, rather than a bell ring, and gates G1 and G2, capacitors C3 and C4, and resistors R10 and R11, form a multivibrator running at a few Hz.

The multivibrator switches a similar but much higher-pitched multivibrator formed by G3 and G4 to produce the warbled tone shown in Fig 2c. This is pulsed as shown by utilising the spare gate input to G4 and it is also switched slowly on an off by applying the Fig. 2b waveform to one of the inputs of gate G1.

The final output waveform is as at Fig. 2d and this is fed directly to a crystal microphone insert, adequate for most purposes but amplifiable if required.

If the unit is used in equipment containing a 4.5 to 6V supply the battery B1 can be omitted, together with R9 and D1.

INGENUITY UNLIMITED

A selection of readers' suggested circuits. It should be emphasised that these designs have not been proven by us. They will at any rate stimulate further thought. Any idea published will be awarded payment according to its merits. Why not submit YOUR IDEA?

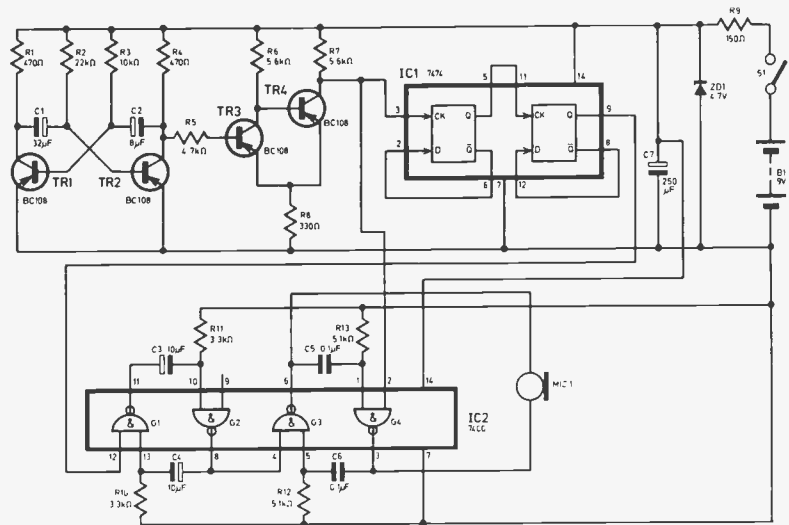


Fig. 1



Fig. 2

TWO-WIRE SIGNALLING SYSTEM

THE five devices used in the circuit of Fig. 1 make up a very simple signalling system which can give four indication states using only two wires.

The circuit is battery-powered and operation is as follows. With point L at -6V w.r.t. point E bulb 1 is driven through the forward-biased Zener diode. Bulb 2 does not light. With point L at 0V neither bulb lights.

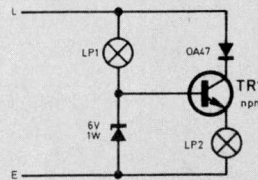


Fig. 1

With L at +6V, bulb 2 lights, the base of TR1 being driven by the very small current through bulb 1.

Finally, with L at +12V, bulb 1 is driven by the 6V supplied by the reverse-biased Zener and bulb 2 is connected to TR1 as an emitter-follower so as to receive the 6V across the Zener.

Both bulbs should be small 6V types and whilst other component types are not critical the Zener must obviously be of the correct voltage and capable of carrying the necessary current. The circuit can be reversed to accommodate a *ppn* transistor.

SEVEN-SEGMENT TO BCD DECODER

THE advent of cheap l.s.i. circuits such as clock and calculator i.c.s has opened up the possibility of using these devices in more complicated circuitry; for instance the calculator i.c. could form the basis of a small computer.

The one drawback to using these i.c.s in logic systems is that their output is usually designed to drive seven-segment displays. This output is, of course, no use for feeding into other logic circuitry so the following circuit was designed to convert seven-segment outputs into standard binary coded decimal (BCD) form.

The decoder is shown in Fig. 1. This circuit is designed on the assumption that the l.s.i. chip to be used gives a 0 to 0.8V level for a segment off and an open circuit or 1.2 to 5V level for a segment on. This is of course a rather vain hope and some kind of interface circuitry will probably be required.

P. Northover,
Breaston, Derby

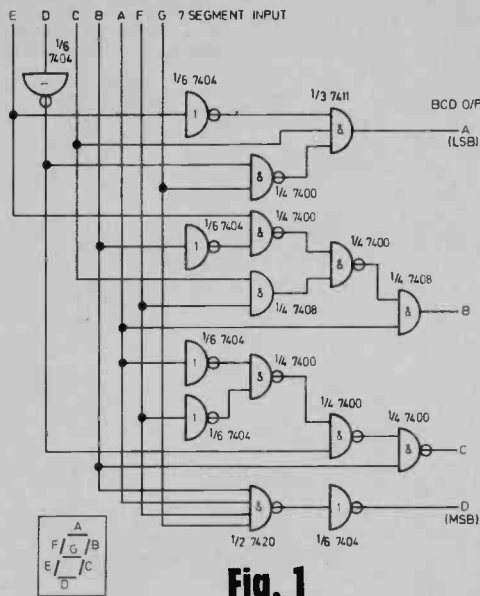


Fig. 1

SOUND SWITCH/TRIGGER

THE circuit of Fig. 1 consists of three basic units, an amplifier, a monostable and a bistable. The amplifier produces a signal large enough to trigger the monostable when it receives a small voltage from the loudspeaker and transformer which form the input. TR1 is biased by the voltage divider in the emitter lead of TR2. As the amplifier is also reasonably sensitive to mains hum, the unit can be

used as a touch-sensitive switch provided the transformer is first removed. Sensitivity is controlled by VR1.

The monostable prevents unwanted triggering within its own time limits which are set by varying VR2. Finally the bistable acts as a memory, remembering and maintaining TR7 in an on or off condition. D3 and C5 ensure triggering of the bistable by creating a negative pulse. The output is used

as shown here to operate a mains controlling triac and lamp load.

The circuit can be made into a sound trigger by reducing the time constant of the monostable to a minimum 250ms and omitting the bistable. If beat music is now played into the loudspeaker the lamp in series with the output will be modulated in time with the beat.

N. E. Smith,
Newcastle upon Tyne.

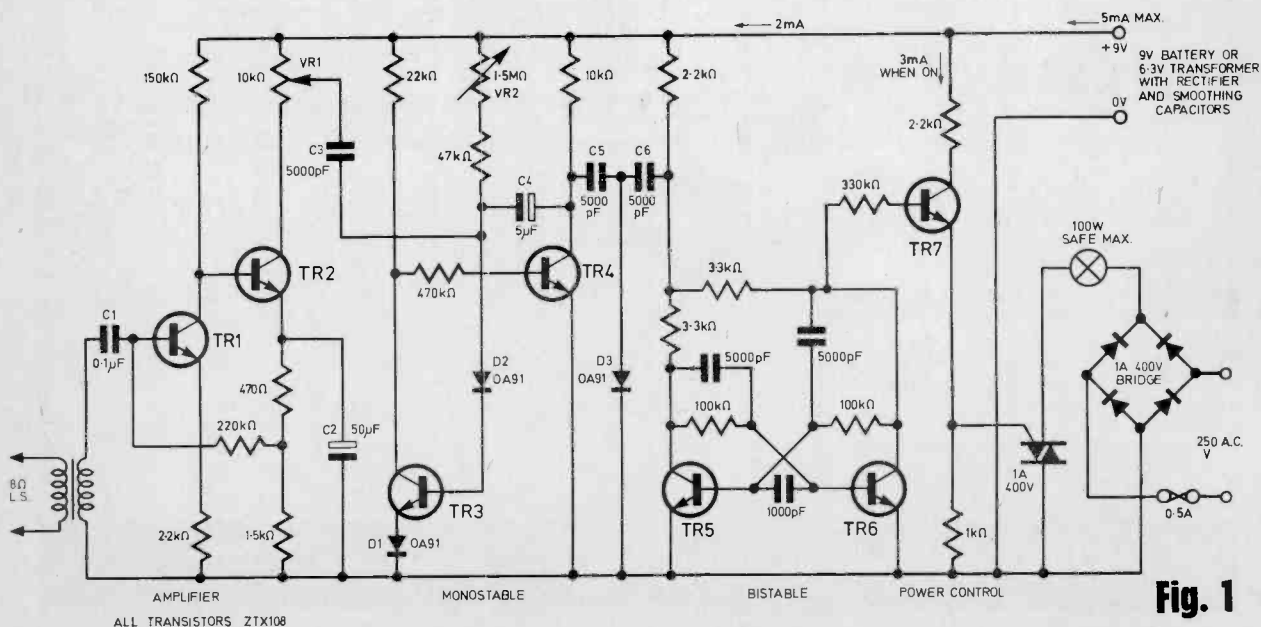


Fig. 1

ALL TRANSISTORS ZTX108

PE SCORPIO Mk2 ignition system kit new from ELECTRO SPARES

- * 6 OR 12 VOLT
- * + VE AND - VE GROUND

Here's the new, improved version of the original PE Scorpio Electronic Ignition System - with a big plus over all the other kits - the PE Scorpio Kit is designed for both positive and negative ground automotive electrical systems. Not just +ve ground. Nor just -ve ground. But both! So if you change cars, you can be almost certain that you can change over your PE Scorpio Mk. 2 as well.

Containing all the components you need, this Electro Spares PE Scorpio Mk. 2 Kit is simply built, using our easy to follow instructions. Each component is a branded unit by a reputable manufacturer and carries the manufacturer's guarantee. Ready drilled for fast assembly. Quickly fitted to any car.

When your PE Scorpio Mk. 2 is installed, you instantly benefit from all these PE Scorpio Mk. 2 advantages:

- ★ Easier starting from cold
- ★ Firing even with wet or oiled-up plugs
- ★ Smoother running at high speed
- ★ Fuel saving
- ★ More power from your engine
- ★ Longer spark plug life
- ★ No more contact-breaker burn.

Electro Spares prices:

De luxe Kit only £10.85 inc. VAT and p & p.
Ready Made Unit £13.65 inc. VAT and p & p.
State 6V or 12V system.

Send SAE now for details and free list.

FM VARICAP STEREO TUNER

As featured in the May 1973 issue of 'Practical Electronics'. Superb Hi-Fi tuner Kit now available from Electro Spares. Including cabinet and all components - pre-set Mullard modules for R.F. and I.F. circuits. Motorola I.C. Phase Lock Loop Decoder for perfect stereo reception. No alignment needed. Guaranteed first time results - or send it back, and we'll return it in perfect order (for a nominal handling charge). Electro Spares price only £28.50 inc. VAT and p & p.

'GEMINI' STEREO AMPLIFIER

A superb unit with a guaranteed output of 30 watts RMS per channel into 8 ohms. Full power THD is a mere 0.02%, and frequency response is -3 dB from 20 Hz to 100 kHz into 8 or 15 ohms. Electro Spares have already sold 100s and 100s of these Kits. Get yours now! Depending on your choice of certain components, the price can vary from £50 to £60 inc. VAT and p & p.

- ★ All components as specified by original authors, and sold separately if you wish.
- ★ Full constructional data book with specification graphs, fault finding guides, etc. 55p plus 9p postage.
- ★ Price List only. Please send S.A.E. (preferably 9 x 4 minimum) for full details.

ELECTRO SPARES



The Component Centre of the North
288 ECCLESALL RD., SHEFFIELD S11 8PE (D)
Tel: Sheffield (0742) 668888



4 1/2 in x 3 1/2 in METER. 30µA, 50µA or 100µA, £3.85. 11p P. & P.

TAPE RECORDER LEVEL METER



500µA, 70p. 5p P. & P.



CARDIOID DYNAMIC MICROPHONE

Model UD-130. Frequency response 50-15,000c/s. Impedance Dual 50K and 600 ohms, £6.55. 11p P. & P.

42 x 42mm meters 100µA, 500µA, 1mA, 500mA, £2.76. 11p P. & P.

60 x 45mm meters 50µA, 100µA, 500µA and 1mA VU meter, £2.92. 11p P. & P.

Edgewise meters 90mm x 34mm 1mA, £3.40. 11p P. & P.

MULTI-METER

Model 200H
20,000 ohm/volt, £7.65.
15p P. & P.



3 WATT STEREO (1 1/2 + 1 1/2) PER CHANNEL AMPLIFIER
£4.30. 10p P. & P.

All above prices include 8% V.A.T. LARGE S.A.E. for List No. 11. Special prices for quantity quoted on request.

M. DZIUBAS

158 Bradshawgate • Bolton • Lancs. BL2 1BA

ENGINEERS

FREE

YOURSELF FOR A

BETTER JOB WITH MORE PAY!



Do you want promotion, a better job, higher pay? 'New Opportunities' shows you how to get them through a low-cost home study course. There are no books to buy and you can pay-as-you-learn.

This helpful guide to success should be read by every ambitious engineer.

Send for this helpful 76 page FREE book now. No obligation and nobody will call on you. It could be the best thing you ever did.

CUT OUT THIS COUPON
CHOOSE A BRAND NEW FUTURE HERE!
Tick or state subject of interest. Post to the address below.

- | | | |
|---|---|---|
| <input type="checkbox"/> Practical Radio and Electronics (Technatron) <input type="checkbox"/> Electronic Engineering <input type="checkbox"/> Television Maintenance and Servicing <input type="checkbox"/> General Radio and TV Engineering <input type="checkbox"/> Radio Servicing, Maintenance and Repairs | <input type="checkbox"/> C. & G. Radio, TV Electronics, Mechanics <input type="checkbox"/> Radio Amateurs <input type="checkbox"/> Practical TV <input type="checkbox"/> Colour Television <input type="checkbox"/> Computer Electronics <input type="checkbox"/> C. & G. LI Radio-TV Servicing cert. <input type="checkbox"/> Post Master General 1st & 2nd class certs. <input type="checkbox"/> C. & G. Electrical Engineering Practise | <input type="checkbox"/> C. & G. LI Installations and Wiring <input type="checkbox"/> General Electrical Engineering <input type="checkbox"/> Society of Engineers (Electrical Engineering) <input type="checkbox"/> Electrical Installations and Wiring <input type="checkbox"/> C. & G. Electrical Technicians (Primary) <input type="checkbox"/> C. & G. Telecommunications |
|---|---|---|

To ALDERMASTON COLLEGE

Dept. EPE05, Reading RG7 4PF

NAME (Block Capitals Please)

ADDRESS

POSTCODE

Age

Other subjects Accredited by C.A.C.C.

Member of A.B.C.C.

BRITISH INSTITUTE OF ENGINEERING TECHNOLOGY

A "DIVIDE BY ANYTHING" COUNTER SYSTEM

THIS counter system was originally devised for frequency synthesis for an amateur radio transmitter but it can be modified simply to produce any "divide-by" ratio and should accept any input frequency up to the limit (about 18MHz) set by the counting flip-flops (SN7493's).

The circuit Fig. 1 is based on a simple binary counter system which is reset after reaching a predetermined count. By way of example, Fig. 1 shows a count of eleven, this being achieved by connecting the 8, 2 and 1 outputs of the binary counter to the reset gate.

The circuit operates as follows. The binary counter operates in normal fashion until a count of eleven (binary 8+2+1) is reached. At this instant (point X on the timing diagram, Fig. 2) the reset gate is satisfied and the reset signal sets the J-K flip-flop, FF. The FF 'Q' output resets the counter to zero so that the counter contains the value eleven only for a few nanoseconds whilst the FF is triggering.

The Q output of FF sets the flip-latch (FL) which allows gate A to reset the FF when the input next goes high (point Y on the timing diagram). Finally, when the input next goes low (point Z on the timing diagram) the FL is reset and the counter recommences counting from zero. Thus, one output pulse from the FL is obtained for eleven input pulses, i.e. a divide-by-eleven arrangement.

To change the "divide-by" ratio, it is only necessary to connect the appropriate counter outputs to the reset gate, and if a multiway switch is used this ratio can be changed at will.

Suppose we wish to divide the 50Hz mains frequency by 3000 to

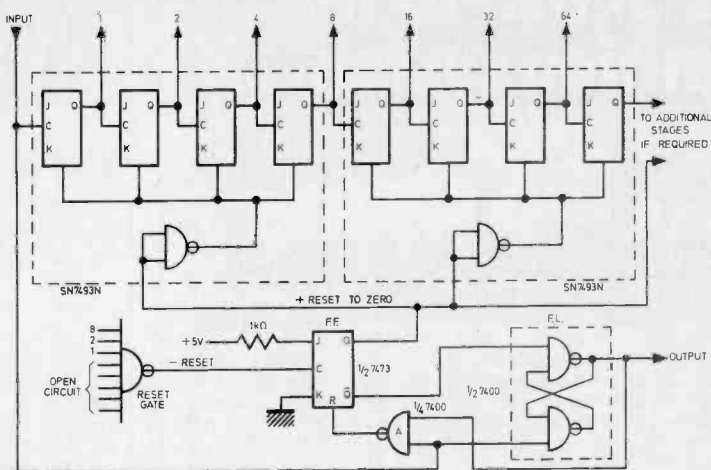


Fig. 1

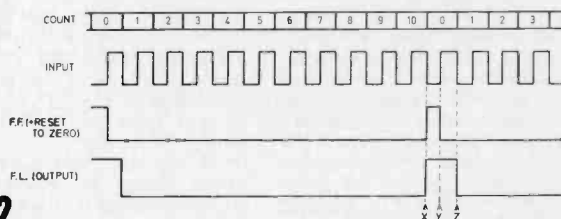


Fig. 2

obtain 1 pulse per minute, for timing purposes. Twelve counter stages are needed with outputs 2048, 512, 256, 128, 32, 16 and 8 connected to the reset gate. The cost of such a system 3×7493 , 1×7430 , 1×7400 , $\frac{1}{2} \times 7473$ is roughly equivalent to a fixed divide system using a 7492 ($\div 1000$).

For a low-cost system the keen experimenter could try reject 7493's, available at 55p for five. A sample test of 25 yielded a 50 per cent usage.

C. J. Brewitt,
Plymouth,
Devon.

TTL OSCILLATOR

AS CAN be seen from the circuit diagram of Fig. 1 this TTL oscillator uses but one gate, albeit a 7413 Schmitt trigger, instead of the more common three gates in a self oscillating ring.

The basic circuit operation is as follows: At switch on C1 is discharged and will begin to charge positively as a result of the gate input current and the current flowing through R1 and VR2 from the gate output high voltage. The voltage against time curve for C1 will be a close approximation to an exponential and when it reaches the positive going input threshold voltage the gate output will switch low.

C1 will then begin to discharge towards a nominal 0.3V through R1, VR2 and the gate output transistor. When the voltage on C1 reaches the negative-going input threshold the

gate output will switch high allowing C1 to charge positively again, and so the cycle repeats in sustained oscillation.

The voltage appearing at the positive side of C1 will have the general form as shown in Fig. 2, the output

waveform being as shown below.

The unused half of the 7413 may of course be used as a 4 i/p NAND gate elsewhere in the system if required.

T. C. Rogers,
Ontario, Canada.

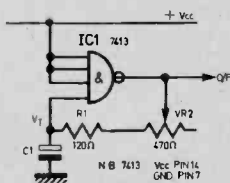


Fig. 1

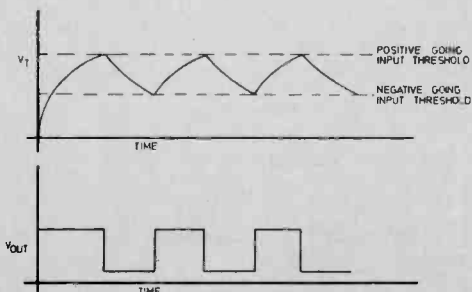


Fig. 2

PATENTS REVIEW...

COMMON PATENT ?

With a referendum on our entry into the Common Market now due in the not too distant future, manufacturers in the electronics field may like to consider how EEC industrial property law affects their rights under British law.

It is only now becoming widely understood that the Treaty of Rome, which governs the EEC, can often override established national laws. Traditionally, the layman seeks legal advice from an expert, who gives that advice on the basis of his past experience with precedents or judgments handed down by courts over recent decades. Unfortunately, because the Luxembourg European Court has had occasion so far to hand down only relatively few judgments, legal experts can seldom give laymen the crisp and straightforward advice that they seek. The situation is further confused by the fact that the Treaty of Rome contradicts itself over the value of *national* industrial property laws in the Common Market.

To reduce the problem to words of one syllable, Articles 30, 85 and 86 of the Treaty of Rome make it clear that there shall be no restrictions or barriers to distort free trade between separate countries in the EEC. The whole point of industrial property rights (patents, trade marks and design registrations) is, however, to create barriers to distort free trade! So the Treaty (in Articles 36 and 222) specifically exempts industrial property rights of this type from its other Articles. Which articles of the Treaty, therefore, is a manufacturer to rely on?

It may help readers to have a brief résumé of the few hard facts that have now been established and how they *may* apply to everyday marketing in electronics.

One reported case has shown that under certain special circumstances the European Court will allow the same trade mark to be used on the same goods in the same EEC state, although those goods originate from different companies. What this could mean is that under certain circumstances a range of components, such as transistors, made under a brand

name by one company could be sold alongside an exactly similar range of components, under the same brand name, but originating from an entirely different manufacturer.

PRICE CONTROL

Whatever the Treaty may require in terms of harmonised price control between member states of the Community, the same goods sell at widely differing prices throughout Europe. Spirits such as brandy and whisky are taxed by different amounts in different countries and goods such as domestic electronic equipment are usually cheaper in the UK than anywhere else. For instance, although most Philips' audio gear is imported both into the UK and France, it costs about 50 per cent more in France than here. Likewise, Trio gear, also imported into both countries, costs about twice as much in France. BASF (German) tapes are around 50 per cent more expensive in the French shops than ours.

The crunch is that where a price differential exists between two EEC states, a manufacturer holding national patents will be powerless to stop a third party opportunist bulk buying a patented product in the country where it is cheap and selling it at a slightly higher price to make a profit in the country where it is much more expensive. If a manufacturer has patents in France and England and charges more for his amplifier in France than in England, there is probably nothing that he can do to prevent an entrepreneur buying up those amplifiers in bulk in England and selling them at a half-way price to make a killing in France. Of course, ordinary national laws, if they were not affected by the Treaty of Rome, would usually enable the manufacturer to use his patents to block such sales.

Some inventors with really important new ideas are now being advised that they should file patent applications in all nine EEC countries to be sure of solid protection in any of them. This advice is, however, probably incorrect, because the Commission itself, in a written answer (Official Journal of the Communities, Vol. 17, C90, July 29, 1974, p. 10) has said

otherwise. Although the words of the Commission answer are rather tortuous, they add up to a confirmation that an inventor holding a patent in only one, or only a few, of the EEC states should be able to use his patent to prevent the importation of infringing articles made elsewhere in the EEC without his permission.

What this means in practice is that existing laws hold good and although a manufacturer with a patent on a component or piece of equipment in only this country will not, of course, be able to prevent a competitor making the article in another EEC country (which the competitor can do legally if there is no patent there), he *will* be able to stop him importing it into this country for sale. This reassurance from the Commission will be welcomed by manufacturers and inventors with a budget far too low to cover the cost of filing patents in all the EEC countries.

However, it is far from certain what will happen if a British electronics manufacturer, through choice or lack of hard cash, patents a new development in this country only but manufactures it elsewhere in the EEC. He is of course free to do this, but if his wares are cheaper on the Continent (which is possible if he is in a very competitive specialised market there), can he prevent an opportunist buying up those cheap wares and importing them into this country for open sale at under the normal British price? No one is yet sure of the answer to this question.

INFORMATION OFFICE

British researchers and manufacturers with questions like these should not forget that there is in this country a European Communities Commission Information Office. The address to write to is 20 Kensington Palace Gardens, London W8 4QQ.

One function of the Office is to help us understand the Treaty of Rome and what it means to us, also businessmen with an industrial property problem should try putting it to the Commission. There is no guarantee that they will know the answer; but if they do not, then who in the EEC does?

Copies of Patents can be obtained from the Patent Office Sales, St. Mary Cray, Orpington, Kent. Price 25p each

Readout —

A SELECTION FROM OUR POSTBAG

Readers requiring a reply to any letter must include a stamped addressed envelope. We regret that we cannot answer any technical queries on the telephone.

Excellent platform

Sir—I apologise sincerely if my letter (*Readout*, Dec. '74) caused any upset. In replying, Mr Shaw (February issue) was of course right; 1974 was marked by hundreds of others like me acquiring a synthesiser. This is what I intended to imply and it serves me right for being facetious that the meaning did not come across.

To Mr Shaw's credit is that he gave us more than mere synthesiser circuits; the clarity of his explanations gave the "P.E. Synthesiser" series a terrific educational inuendo. Credit to P.E. also; being the first to publish synthesiser circuits in such a comprehensive way, the series must have been an all-time giant in amateur constructors' projects.

Mr Shaw, however, also highlights what will be the real breakthrough so far as synthesisers are concerned; the recognition of a work of musical power. In agreement with Mr Watson (February), I see this as a work of the ilk of "Silver Apples . . ." or "Touch" (Substnick rather than Kubrik's ninth symphony (original version clockwork, new version electronic) by Walter Carlos.

To Mr Pointon (also February). If I were carried away by "quite a few red herrings" in his article, they had to be there to carry me away. I still contend that too much is being made out of the synthesiser. One need look no further than such electronic classics as "Kontakte" and "Telemusik" (Stockhausen) to see that electronic music was doing nicely, thank you very much, before Robert Moog set up production.

But I certainly must praise Mr Pointon's efforts in presenting so broad a view of musical history so well in such a small space, particularly when it comes to the complexities of twentieth century music. Anyone who has attempted any research in depth will appreciate the difficulties involved. Periodicals such as "Die Reike" (covering German-influenced work in the fifties and sixties) are not the easiest to read.

I am sure many readers who have carried out such research would agree that Mr Pointon's articles provide an excellent platform from which to launch for the lesser initiated. Given choice, I would read them in preference to many others. So, Mr Pointon, we look forward to more . . . and by the way, can I borrow your 24-, or is it 32-track recorder sometime? Thanks!

Ivor Stuart-Colwill,
London, S.W.16.

Time and motion

Sir—I have been for many years a regular reader of PRACTICAL ELECTRONICS, and was particularly interested in the February issue's article on transistorising battery driven electric clocks, because I have gone into this in some detail for a number of years, and built several successful units, for both balance clocks such as the Jaeger car clock, the one I think Mr Cooper had in mind, and for pendulum clocks such as the Bulle.

I was disturbed to find that the method and circuit suggested by Mr Cooper (if I have understood the article correctly) seems to destroy one of the most important design features of such clocks—their inherent automatic compensation for varying supply voltages, vital for car clocks where the battery voltage varies between 12 and 15 volts, and for certain wear-and-tear defects in the movement. The author's very last sentence seems to me to be the most revealing.

The reason for modifying these clocks is to avoid arcing at the contacts and the pitting and wear that follows, so that the clock behaves as if it had perpetually clean and new contacts. This arcing cannot be avoided otherwise, owing to the relatively high self-inductance of the coil; it is extremely minute and generally quite invisible, but its presence can easily be detected by a radio brought close to the clock,

when the r.f. signal radiated is heard as a regular "click".

The compensating action is best understood by noting that the balance has to swing through a minimum arc so that each tooth of the escapement may be cleanly released and the next tooth impulsed. An extra amount of swing is allowed for, to take care of random variations in supply and possible slight irregularities in the machining of the escapement. A maximum swing of about 360° is normal.

Suppose now that the arc of swing tends to decrease owing to fall in supply voltage, inadequate contact, or increasing friction; the "contacts closed" time will increase, and therefore the magnetic field. Consequently the balance will receive more drive and the arc will increase. If on the other hand the arc tends to increase, as with a rise in supply voltage, the reverse takes place. Thus the balance will maintain a broadly constant arc irrespective of variation in the conditions.

The problems about the circuit proposed is that it appears to abolish the vital dependence on contact time; once any sort of contact is made, full current flows for a fixed time dependent on a given CR combination and Mr Cooper actually says that the period for which the contacts are closed is not important. If this current is sufficient to maintain a proper arc on a low voltage, it will be too great on a higher voltage; the swing will increase to an unacceptable degree and "overbanking" will take place.

The balance will swing so far in either direction that at the end of one or both swings the escapement will strike a mechanical obstruction such as a guard pin, or in the case of the Jaeger car clock, the end of the helical escapement channel on the balance staff. Apart from anything else, the balance will be bounced back on its next swing sooner than it should be, and the clock will gain. This is just what the author says could be expected.

A far more serious consequence will be rapid wear of escapement and pivots. "Overbanking" can be heard, if at the end of one swing only as "tick-a-tick-a-tick". This cannot be cured as suggested by altering the normal regulator acting on the hairspring effective length (the mean time of the overbanked swing can be reduced so that the clock will cease to gain, but at the cost of ruined timekeeping) because if for any reason overbanking stops for a while, the clock will loose heavily. If the current supply to the clock is as it should be, the timekeeping cannot possibly be affected.

What these clocks need is a transistor as an instantaneous inertia-less relay, whereby the clock contacts only break the minute base current in a non-inductive circuit, while the power to the clock is supplied by the collector circuit. In this way the compensation function is preserved unimpaired. This can be done very simply with far fewer components (one transistor, one resistor, and a protective diode across the clock coil) see Fig. 1. It may be thought wise to protect the transistor against any accident by adding two more resistors, but I have not found this necessary.

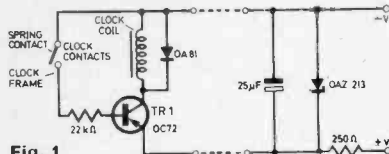


Fig. 1

The clock should be run out of its case on the bench for a day or so and the balance swing watched, in the horizontal orientation it will have when installed, from a power supply of 8 dry cells giving a voltage of about 12.8 volts. The movement will run itself in again and its efficiency may well increase, particularly if advantage has been taken of the dismantling to clean it and to oil the moving parts with watchmaker's oil. It may therefore be necessary, if the swing increases to over 360°, to increase the value of the base resistor somewhat.

A great improvement is to be had by stabilising the power supply. The circuit suggested in the article is rather inadequate, since while it supplies a power reservoir to tide the clock over momentary large falls in voltage such as when the starter is operated, it offers no protection against surges of high voltage. An improvement is the use of a normal Zener diode stabiliser, which will maintain a constant supply voltage, whatever happens to the battery circuit.

Since these clocks will run perfectly well on 11 volts, or even less,

the diode should be selected for this voltage, and should be of adequate wattage, since it will be passing some current most of the time and must not overheat—at least 1 watt.

The value of the series resistor should be found by temporarily substituting a 5,000 ohm wire-wound potentiometer, then connecting up the clock, and reducing the resistance from maximum till the clock continues to run; place a voltmeter across the smoothing capacitor, and the reading will be found to fluctuate in time with the clock pulses. Reduce the resistance till the voltage reading remains constant, showing that supply just balances demand. Then measure the resistance of the potentiometer at this setting and substitute a 1 watt fixed resistor of that value.

It is not advisable to mount any components inside the clock case, with the possible exception of the protective diode across the coil, as space is generally very limited and damage might unwittingly be done when screwing the movement back into the case. It is better to mount all the components on a strip of Veroboard which can be suspended in the supply wires and protected by a wrapping of polythene film.

S. A. R. Guest,
Cornwall.

We hope to publish the author's reply next month

Millivoltmeter

Sir—Constructors of the A.C./D.C. Millivoltmeter (P.E. February 1975) may be interested in a couple of points concerning a.c. operation of the instrument.

The circuit shown with the article can accurately measure symmetrical square wave alternating voltages, but certain qualifications must be borne in mind in measuring sinusoidal voltages. For pure sine wave voltages or currents, two main types of measurement may be distinguished, the average (E_{av} , I_{av}) and the root mean square (E_{rms} etc) which is

often abbreviated to a.c. The former is analogous to the effect of d.c. on a moving coil meter and the latter to resistor power dissipation.

If it is wished to measure r.m.s. values with the circuit indicated, the following correction should be applied:

$$E_{rms} = \text{scale reading} \times 1.11$$

A second point arises in the extent of scale deflection for sinusoidal measurements. For full scale deflection to occur 11V r.m.s. must be applied to the bridge rectifier; this implies a peak to peak swing of

$$11 \times 2 \sqrt{3} = 31 \text{ volts}$$

With the power supply voltages used for the amplifier, a linear input/output response may not be expected above

$$\frac{2 \times 12}{31} = 0.77 \text{ of full scale.}$$

Dr J. H. Wood,
Bingley,
W. Yorks.

Dr Boole vindicated

Sir—May I thank Messrs. Thompson, Tozer, Dickson and Everett for their amusing and extremely helpful remarks in *Readout*, March 1975. The two salient points which emerge are, firstly, that Boolean Algebra deals solely with the presence or absence of things, and secondly that the sign = should be read as "if... then".

Dr Boole would have read his equation $A + AB = A$ as, "If A is present, or both A and B are present, then A is present." This, put into breakfast-time English, says that if there is an egg on a plate, whether there is bacon with it or not, there is still an egg on the plate.

This, no one can dispute, but if I am served breakfast again by the same waitress, who may not have read this correspondence, I shall play safe and order cornflakes.

R. Parfitt,
Croydon

BACK NUMBERS WANTED

Anyone who can supply the undermentioned are asked to communicate directly with the reader.

April, May 1974

Mr. H. Coates, 60 Ounsdale Road, Wombourne, Wolverhampton.

September 1970

Mr. B. Dickson, 17 Craighornie Gardens, Kiltcraggan, Dunbartonshire, G84 0HY.

January 1970, September 1972, November 1973

Mr. B. Fernandez, B Munchen 83, Kafkastr. 52, W. Germany.

February, April, May, July, October, November, December 1973, February 1974

Mr. J. Matthews, 39 Maes-y-Gornel, Rhos, Wrexham, Clwyd.

November 1973

Mr. D. Prestage, 47 Knighton Road, Otford, Kent TN14 5LD.

April, May, June, July 1971

Mr. R. Stannard, B.1. House, Marlborough College, Wilts.

May 1974

Mr. R. Gilyard, 15 Barfield Crescent, Leeds LS17 8RU

March, April 1974

Mr. M. S. Evans, 33 House Farm Road, Alverstoke, Gosport, Hants.

March, December 1973, February, March, April 1974

Mr. E. D. Gilpin, Dept. of Agriculture for Northern Ireland, Fisheries Research Laboratories, The Cutts, Coleraine, Co. Londonderry.

January, June, August 1968

Lee Wing Hong, 2/F Block C, Lion Mansion, Po Kong Village Road, Wong Tai Sin, Hong Kong.

October 1972

Mr. M. A. Telford, Officers' Mess, RAF Chivenor, Barnstaple, North Devon.

January, February 1973

Mr. J. Fillis, 42 Upton Road, Upton, Torquay, Devon.

March, November 1972

Mr. J. B. Hansen, 44 St. Christopher's Drive, Romiley, Stockport, Cheshire.

November, December 1973, March 1974

Mr. R. A. Yeomans, New Park Drive, Kilkenny City, Ireland.

October 1973, February 1974

Mr. M. Zammit, Dolpin House, Felice Street, Zabbar, Malta.

February to August 1973

Mr. E. Moxnes, 7170 Aa i Aafjord, Norway.

BI-PRE-PAK

Bargains in Semi-Conductors, components, modules & equipment.

BARGAINS FROM OUR FREE CATALOGUE

6th edition. 20 large pages filled with real bargains in transistors, I.C.s, components, equipment, etc. Send large S.A.E. with 6p stamp for your FREE copy by return. Meanwhile, for prompt delivery order from our ad. this month NOW.

X-HATCH GENERATOR MK.2



Rotary selector switch provides choice of four patterns—essential for colour TV alignment. Featuring plug in IC's and a more sensitive sync-pick-up circuit. The reinforced fibre-glass case is virtually unbreakable—ideal for the engineer's toolbox—only measures 3in x 5½in x 3in. Operates from three U-2-type batteries (extra).

Ready built unit only **£9.93**

Complete kit **£7.93**

PLASTIC POWER TRANSISTORS

| 40 WATT SILICON | | | | 90 WATT SILICON | | | |
|-----------------|------|-----|----------|-----------------|------|-----|----------|
| Type No. | Gain | VCE | Polarity | Type No. | Gain | VCE | Polarity |
| 40N1 | 15 | 15 | NPN | 90N1 | 15 | 15 | NPN |
| 40N2 | 40 | 40 | NPN | 90N2 | 40 | 40 | NPN |
| 40P1 | 15 | 15 | PNP | 90P1 | 15 | 15 | PNP |
| 40P2 | 40 | 40 | PNP | 90P2 | 40 | 40 | PNP |

TRANSISTOR PACKS—ALL AT 50p EACH

TESTED AND GUARANTEED

| | | | | | |
|-----|-----|---|-----|---|---|
| B79 | 4 | IN4007 Sil. Rec. diodes. 1.000 PIV 1 amp. plastic | H39 | 6 | Integrated circuits 4 gates BMC 962, 2 flip flops BMC 945 |
| B81 | 10 | Reed Switches. 1in long ½in dia. Highspeed P.O. type | H41 | 2 | BD131/BD132 Complementary Plastic Transistors |
| H35 | 100 | Mixed Diodes. Germ. Gold bonded. etc. Marked and Unmarked | H65 | 4 | 40361 Type NPN Sil. transistors TO-5 can comp. to H65 |
| H38 | 30 | Short lead Transistors. NPN Silicon Planar types Ex-equipment | H66 | 4 | 40362 Type PNP Sil. transistors TO-5 can comp. to H65 |

UNMARKED AND UNTESTED

| | | | | | |
|-----|-----|---|---|----|---|
| B1 | 50 | Germanium Transistors PNP, AF and RF | H34 | 15 | Power Transistors PNP, Germ. NPN Silicon TO-3 Can |
| B66 | 150 | Germanium Diodes. Min. glass type | H67 | 10 | 3819N Channel FET's plastic case type |
| B84 | 100 | Silicon Diodes DO-7 glass equiv. to OA200, OA202 | <div style="border: 1px solid black; padding: 5px;"> <p>OVER A MILLION TRANSISTORS IN STOCK—All most-needed types MARKED—TESTED—GUARANTEED—SEE CATALOGUE</p> </div> | | |
| B86 | 100 | Sil. Diodes min. IN914 glass equivalent to IN4148 | | | |
| H20 | 20 | BY1267 Type Silicon Rectifiers 1 amp plastic. Mixed volts | | | |

TO CLEAR

Hundreds of various portable transistor radio chassis with FM and AM tuning. Ideal for experimenters. All in going order, but no instructions, or tuning drives. A cheap way to make a radio set. **£1** Each

MAINS TRANSFORMERS

Type A—18V/1A (suit SS. 103) £1.50.
Type B—25V/2A (suit SS. 110) £2.00.
Type C—30V/2A (suit SS. 140) £3.25.
Bridge Rectifiers: Type A 27p; Types B & C 38p.

ELECTRONIC IGNITION KIT

Easy to make and fit. With instructions. **£7.50**

TERMS OF BUSINESS

V.A.T. Prices shown do not include V.A.T. Please add 8% to total value of your order including postage. No V.A.T. on overseas orders.
POSTAGE Except where stated, add 15p for postage and packing in U.K. Overseas—add £1. any difference being charged or refunded.
PAYMENT Cash with order, Cheque or money order. Minimum value—£1. You can also pay by ACCESS.
IMPORTANT—Every effort is made to ensure accuracy of prices and description at time of preparing this advertisement and going to press. Prices are subject to alteration without notice.

BI-PRE-PAK LTD

Co Reg No B20719

222 224 WEST ROAD, WESTCLIFF-ON-SEA, ESSEX SSO 9DF.

TELEPHONE: SOUTHEND (0702) 46344.

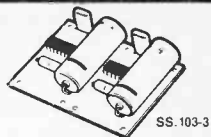
WRITE ORDER SEPARATELY AND ATTACH COUPON IF NECESSARY



CHALLENGING VALUES!

Stirling Sound

STIRLING SOUND AUDIO MODULES come to you as basic units assembled on P.C.B.s enabling you to add required components in layouts of your own choice. Modules are tested and boxed before despatch and include well printed instructions.



SS.103-3

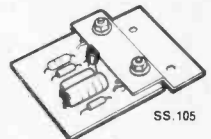
AMPLIFIER MODULES

Pre-amplifiers; tone control

SS.100 Active tone control unit to provide bass, treble, balance and volume controls **£1.60**

SS.101 Pre-amp for ceramic cartridge, tape and radio **£1.60**

SS.102 Pre-amp for low output magnetic cartridge tape and radio. With R.I.A.A. correction ± 1 dB at 1kHz **£2.25**



SS.105

POWER AMPLIFIERS


SS.103 Compact I.C. amp. with 3 watts R.M.S. output. Operating voltage 6-22. Size 3in x 2in. **£1.75**

SS.103-3 Stereo version of above using one I.C. on each channel **£3.25**

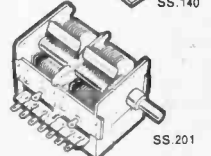
SS.105 A compact and useful all-purpose amplifier which will run excellently on a 12V supply. With 5 watt output, two make a good stereo amp. Size 2½in x 1½in. **£1.95**

SS.110 Similar in size to SS.103 but with a 10 watt output. Ideal for many domestic and small-size P.A. applications. Operates from 26-32V. **£2.40**

SS.140 Excellently designed 40 watt R.M.S. (into 4 ohms) hi-fi amplifier. S/N ratio better than 75dB. T.H.D. better than 0.2%. Power requirements—45V d.c. With 0.15in centre edge connections. Two can be bridged to give 80 watts R.M.S. into 4 ohms **£3.60**



SS.140



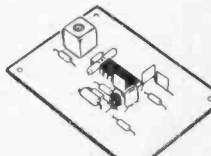
SS.201

TUNER MODULES

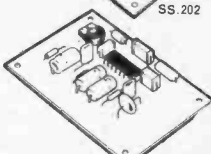
SS.201 Ganged tuning condenser with accurately engineered slow-motion drive in rugged housing. Excellent sensitivity. Tunes 88-108MHz. With A.F.C. facility. Operates from 6-16V. **£6.25**

SS.202 I.F. 3stage (with I.C.). Pre-tuned. A.F.C. connection. Operates from 4.5-14V. **£5.25**

SS.203 Stereo Decoder. Designed essentially for use with SS.201 and SS.202, this module can also be used on most mono F.M. tuners. A.L.E.D. may be attached. Operating voltage 9-16V d.c. **£5.62**



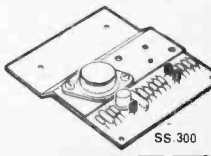
SS.202



SS.203

POWER SUPPLY STABILISER

SS.300 Add this to an unregulated supply (say typically 45V output) to obtain a steady powerful working output adjustable from 12 to 80V. Essential for your audio and special systems. Money saving and very reliable. **£3.25**



SS.300

- * ALL MODULES TESTED AND GUARANTEED
- * WITH WELL PRINTED INSTRUCTIONS
- * FULL RANGES OF ANCILLARY COMPONENTS AVAILABLE—SEE FREE CATALOGUE

Have you had your FREE CATALOGUE?

To BI-PRE-PAK, 222-224 WEST ROAD, WESTCLIFF-ON-SEA, ESSEX

Please send

for which I enclose

Inc. V.A.T.

NAME

ADDRESS

PES

Middlesex Polytechnic Teaching Craft and Design

(Woodwork, Metalwork, Technology,
Technical Drawing)

- One-year or three-year full-time courses leading to qualified teacher status and possibly BED degree
- Special Entry possible for mature students without academic qualifications
- Apply now for September 1975

There is an urgent demand for men and women teachers of Craft and Design in secondary schools, teaching woodwork, metalwork, technology and technical drawing. If you are looking for job satisfaction and a new career then why not consider teaching Craft and Design?

These courses are based at our Trent Park, Cockfosters site, which is situated in 300 acres of parkland only 15 miles from the centre of London.

Entry requirements:

- One-year course: Minimum age 23; HND, HNC or City and Guilds full technological certificate.
- Three-year course: Minimum age 18; five O levels (including English); mature students (over 24) can take Special Entry tests.

Please write or telephone for further details and application forms, stating whether you are interested in the one-year or three-year course, to: **The Admissions Office, Ref PE/5, Middlesex Polytechnic, Trent Park, Cockfosters, Barnet, Herts EN4 0PT, telephone: 01-449 9691.**

108

- ★ ELECTRONIC PIANO KIT
- ★ SYNTHESISER KIT
- ★ ELECTRONIC ORGAN KITS



There are five superb Electronic Organ kits specially designed for the D-I-Y enthusiast. With the extreme flexibility allowed in design, you can build an organ to your requirements, which will compare with an organ commercially built costing double the price.

★ Portable organ with 4 octave keyboard, £145.29. ★ Console organ with 5 octave keyboard, £250.93. ★ Console organ with 2 x 4 octave keyboards and 13 note pedal board, £470.65. ★ Console organ with 2 x 5 octave keyboards and 32 note pedal board, £680. ★ Console organ with 3 x 5 octave keyboards and 32 note pedal board, £960. ★ W/W Sound Synthesiser Kit, £149. ★ W/W Touch Sensitive Electronic Piano, £110.

All components can be purchased separately, i.e., semiconductor devices, M.O.S. master oscillators, coils, keyboards, pedal boards, stop tabs, draw bars, key-contacts, etc. Lesley type speaker units from £50. Send 50p for catalogue which includes 5 x 10p vouchers or send your own parts list, enclosing S.A.E. for quotation.

Elvins Electronic Musical Instruments

12 Brett Road, Hackney, London E8 1JP (Tel. 01-986 8455);
8 Putney Bridge Road, London SW18 1HU (Tel. 01-870 4949);
40a/42a Dalston Lane, Dalston Junction, London E8 (Tel 01-249 5624).

Business hours: Open 10 a.m. to 7 p.m. Monday to Saturday. Closed all day Thursday. Open 10 a.m. to 1 p.m. Sunday.

SPARKRITE MK 2

CAPACITIVE DISCHARGE ELECTRONIC IGNITION KIT

"Sparkrite MK 2" is a high performance, high quality, capacitive discharge, electronic ignition system. Sparkrite completely eliminates problems of the contact breaker. Misfire due to contact breaker bounce is electronically eliminated, contact breaker burn is eliminated, the condition of the contacts is not relevant to the performance of the ignition, and the system is no longer dependant on the dwell period for recharging.

Sparkrite will give you: Up to 20% better fuel consumption, instant all weather starting, cleaner plugs, faster acceleration, higher top speed, longer coil and battery life, efficient fuel burning and less air pollution, smoother running, continual peak performance.

The Kit comprises everything needed. Already drilled and guaranteed components and parts.

Prices: D.I.Y. assembly kit £10.93*. Ready built unit £13.86*. (Both to fit all vehicles with coil/distributor ignition up to 8 cylinders.) Switch for instant changeover from "Sparkrite" Ignition to conventional Ignition £2.79*. R.P.M. limiting control £2.42*. Details of more specialised units on request. CALL IN AND SEE US FOR A DEMONSTRATION.



ELECTRONICS DESIGN ASSOCIATES of WALSALL

ALUMINIUM BOXES

Prices include lids, screws and V.A.T. (@ 8%). Add 18p to the total order value for postage and packing.

| | | |
|--------|-------------------------------|-------|
| No. 7 | 5 1/2" x 2 1/2" x 1 1/2" high | 47p |
| No. 8 | 4" x 4" x 1 1/2" high | 48p |
| No. 9 | 4" x 2 1/2" x 1 1/2" high | 48p |
| No. 10 | 5 1/2" x 4" x 1 1/2" high | 49p |
| No. 11 | 4" x 2 1/2" x 2" high | 46p |
| No. 12 | 3" x 2" x 1" high | 38p |
| No. 13 | 6" x 4" x 2" high | 58p |
| No. 14 | 7" x 5" x 2 1/2" high | 75p |
| No. 15 | 8" x 6" x 3" high | 93p |
| No. 16 | 10" x 7" x 3" high | £1.14 |

FLUORESCENT LIGHT KIT

You can build this reverse polarity protected 12v, 8 w. fluorescent light. Everything needed is supplied: white enamelled ready drilled metalwork, ready drilled heatsink, printed circuit board, high quality components and transformer, end caps, cable, the fluorescent tube, nuts/bolts washers, and simple assembly and operating instructions. Prices: Assembly kit £3.19*. Ready built £3.78*. inc. V.A.T. p. and p.

ORDER NOW

TO Electronics Design Associates Dept
PE5, 82 Bath Street, Walsall, WS1 3DE.
Phone 33652.

FROM Name

Address

QTY Please Supply
SPARKRITE MK 2 DIY Assembly kits @ £10.93
SPARKRITE MK 2 Ready Built Negative earth @ £13.86
SPARKRITE MK 2 Ready Built Positive earth @ £13.86
Ignition changeover switches @ £2.79
R.P.M. Limit systems in the above units @ £2.42
Fluorescent light assembly kits @ £3.19
Fluorescent light built units @ £3.78
Diffusers for the above @ 50p of number alum. boxes @ of number alum. boxes @ of number alum. boxes @

I enclose cheque/P.O.s for £.....

Cheque No.
(Send SAE if brochure only required)



TRAMPUS

Electronics Ltd.

WINDSOR, BERKS.
58/60 GROVE RD.

SEND C.W.O. ADD VAT TO ALL PRICES IN U.K. P&P 15p. EXPORTS 80p.

MONEY BACK IF NOT SATISFIED.
LARGE STOCKS. LOW PRICES.
ALL BRAND NEW TOP GRADE FULL
SPEC DEVICES, CALLERS WELCOME.
CATALOGUE/LIST FREE SEND 2A&E,
BARCLAYCARD & ACCESS x POST.

Digital Displays




SLA7 RED LED 0.3"
DIGIT 0-9DP 89p ea
GREEN&YELLOW £1.40
JUMBO LED 0.6" 747
DISPLAY £2.25 ea.
3015F 0-9DP £1 ea.
ZENON FLASH TUBE
£4. Data 15p.

LEDS red 13P

LEDS 209 STYLE ONLY 13p ea
TTL 209 WITH CLIP RED 15p ea
TTL 211 & CLIP GREEN 29p ea
LARGE 0.2" & CLIP RED 17p ea
LARGE 0.2" CLIP GREEN 30p ea
209 STYLE OR .2" ORANGE 29p ea
INFRA RED LED £1.2N5777 33p.

PHOTO IC 81P

TEC12 PHOTO AMP/SCMITT/RELAY
DRIVER or LED TTL INTERFACE 81p



FLUORESCENT LIGHTS 12V MADE IN UK
8 WATT 13" £3. 13W 22" £3.50

DIGITAL CLOCK

IC AY51224 4 DIGIT CLOCK £3.75
MM5311/4 6 DIGIT CLOCK £7

CASSETTE MECHANISMS £13.75

NEW 8tk CARTRIDGE MECHANISM £8
STEREO CASSETTE MECHANISM £13.75
Suitable for 'PW ASCOT' recorder
with heads etc. SEND 15p for DATA

INTEGRATED CIRCUITS

709 DIL14 29p LM377 2x2w £2.87
555 TIMER 54p LM380 2W AF 89p
703 RF/IF 28p LM381 2xPre £2
709 T099 23p LM3900 4xOPA69p
709 DIL 14 28p MC1303 £1.20
710 DIL 14 34p MC1306 49p
723 Reg. 54p MC1310aLE £2.65
741 DIL 8 27p MC1312 SQ £2.10
741 DIL 14 29p MC1330 69p
741 T099 29p MC1339 2xPre £1
747 2x741 70p MC1350 55p
748 DIL 8 33p NE536 fetOPA £2
7805 5V £1.40 NE540 Driver £1
7812 & 15 £1.40 NE550 2vRef 79p
78013 6W AF £1 NE555 Timer 55p
8038 SIG GEN £3 NE556 2x £1.20
CA3028 £1 NE580 PLL £3.15
CA3046 55p NE561 PLL £3.15
CA3048 £2 NE562 PLL £3.19
CA3052 £1.50 NE565 PLL £2.69
CA3054 £1 SN72709 709 28p
LM300 2-20V £2 SN72741 741 26p
LM301 OPA 45p SN72748 748 33p
LM304 0-40V £3 SN76660 IF £1
LM307 OPA 49p SN76611 IF £1.25
LM308 HiBo 99p TAD1110 & IF £2
LM309K 5V £1.45 TBA810 7WAF 99p
LM372 IF £1.80 ZN414 RX £1.09

SPECIAL OFFERS

2N3055 FULL HIGH SPEC 115W 37p
741C 8PIN DIL 27p. MFC4000B 33p
NE555 TIMER 55p. ZN414 RX £1.09
BC109 9p. 2N3819e 16p. BFY51 15p

7400 TTL

7400 GATES 13p 7473/74/76 29p
7404 INVERT 17p 7475 45p
7401/2/10etc £14p 7490 52p
7413 SCMITT 31p 7491/2/3/4 59p
7413 SCMITT 31p 74100 74175 £1
7440 BUFFER 14p 74121 32p
7447 DRIVER 89p 74123 59p
7470 & 7472 29p 74141 (& 7441) 73p

TRANSISTORS & DIODES

Price each
AC127 & 128 16p MATCHING 16p
AC187 & 188 19p INS. BUSH SET10p
AD149 43p TIP 41 70p
AD161 & 162 33p TIP 42 88p
BC107 & 108 9p TIP 2955 90p
BC109 10p TIP 3055 55p
BC147/8/9 10p TIS43 see 2N2646
BC157/8/9 12p ZTX109.301 13p
BC167/8/9 12p 1N4001 4p
BC177/8/9 18p 1N4004 & 7 7p
BC182/3/4 & 4L10p 1N4148 & 914 4p
BC212/3/4 & 4L11p 2N697 14p
BCY70/1/2 17p 2N706&8 11p
BD131 & 132 39p 2N2646 UJT 32p
BFR15 2N2904 & 5 20p
BFR50/51 23p 2N2926royg 9p
BFR50/51 23p 2N3053 17p
BFR88 250V 29p 2N3055 115W 37p
BFY50/1/2 15p 2N3563 & 64 16p
BSX19/20/21 16p 2N3614 49p
MJE2955 90p 2N3702 & 3 9p
MJE3055 85p 2N3704 & 5 10p
MPL131 PUT 49p 2N3706 & 7 9p
OAS1 OAS1 6p 2N3708 & 9 8p
OAS1 & OAS1 6p 2N3710 & 11 10p
OAS1 & OAS1 6p 2N3819e FET 16p
TIP 29 & 30 52p 2N3823E FET 17p
TIP 31 & 32 69p 2N3904/5/6 15p
FULL SELECTION IN OUR FREE LISTS.

NEW TRAMPUS FULL SPEC PAKS

PAK A 10 RED LEDS our choice £1
PAK B 4 741 OP AMP " £1
PAK C 4 2N3055 £1. D 12 BC109 £1
PAK E 10 BC182 £1. F 11 2N3704 £1
PAK G 8 BFY51 £1. H 9 2N3819e £1
PAK J 9 2N3053 £1. K 40 1N914 £1

BZY88 400mW 1A/50V SCR 36p
ZENER DIODES 9p TAG1/400 55p
BRIDGE RECT 1A 50V 20p C106 & 7 SCR D1
1A 50V 20p 1A/400V 53p
BR100 DIAC 25p SC146D TRIAC 53p
10A 400V 75p

vero

NEW LOW PRICES!

VERO PINS x36 28p.
COPPER CLAD VEROBORD 0.1"
2 1/2" x 5" 29p 2 1/2" x 3 1/2" 26p. 3 1/2" x 3 1/2" 31p.
3 1/2" x 5" 31p 3 1/2" x 17" £1.50
DIL IC'S BOARDS 6x4" £1.50
24 way edge connector 60p.
36 way 90p. PLAIN 3 1/2" x 17" £1.
FACE CUTTER 45p. FEC ETCH PAK 50p

DALopen 69p

PRINTED CIRCUIT BOARD KIT £1.69
DECON NO NESS ETCH PAK NEW 69p
DECON DESOLDER BRACE REEL 59p

HEATSINKS

5F/T05 & 18F/T018 5p ea. TV4 15p.
TV3/T03 16p. EXTRUDED 4" 4Y1 29p.
TGS308 GAS DETECTOR £1.80 ea.
LOGIC PROBE TTL TESTER PEN £5

CAPACITORS

CERAMIC 22pf to 0.1uf 50v 5p,
ELECTROLYTIC: 10/50/100 uf 1n
10v 5p. 25v 6p. 50v 8p. 2uf/10v 5p.
1000 uf/25v 18p. 200/500 25w 9p.

POTENTIOMETERS (POTS) AB or EGIN

LIN or LOG ROTARY 13p. SWITCH 14p
DUAL 45p. SLIDERS 29p. STEREO 57p
KNOBS 7p. PRESETS 6P. RESISTORS 11p

SWITCHES: SPST 18p. DPDT 25p.

DIN PLUGS ALL 12p. SOCKETS 19p.

ALI CASES AB5/AB7 50p. AB13 65p.
TRANSFORMERS 1A 6v6v or 12v12v
Only £1.34. 100mA type CT 75p.

Oil sockets

TEXAS GOLD
LOW PROFILE ea
8, 14, & 16 PIN 13p

SOLDERCON STRIPS:
100 PINS 50p. 1K £3.

BURNEZE

Cools soothes and heals minor burns

Burneze - unique aerosol first aid cools instantly, contains a fast-acting local anaesthetic plus antihistamine to control swelling. It deals with the lingering pain of a minor burn or scald and reduces the chance of a blister.

From Boots and other chemists. S.A.E. to Potter & Clarke, Croydon CR9 3LP, for intriguing leaflet.

NEW! SOUP UP YOUR TUNER!

New De-Luxe I.F. strip

- SHARP SKIRT SELECTIVITY
- CONTROLLABLE SQUELCH
- CENTRE ZERO TUNING METER + SIGNAL STRENGTH METER OUTPUT

This I.F. Amp. has a low noise pre-amplifier stage. Matching two 10-7MHz filters into an I.C.U.F. amp. Full application notes available, send S.A.E. + 8p.

SEND **£6.99** + 56p VAT + 20p P. & P. Total **£7.75**

Sole U.K. Agents: **REEDHAMPTON LTD**
182-184 Addington Road, Selsdon, Surrey CR2 8LB

FABULOUS—FANTASTIC

P.E. ORION

FULL KIT OF PARTS, £38.
Transformer and Screen Printed Board, £11.
Complete Semiconductor Kit, £9.50.
H.M. Bookend Case, £4.
As above but drilled, punched with Silk Screened Front Panel, £5.80.

ASTRO IGNITION SYSTEM

Complete Kit of Parts for this well proven Transistorised Ignition System. £9.50
Ready-built with only 2 connections to alter, £12.50
Thousands of these units are in use today and have been proven to give the following advantages: fuel economy, faster acceleration, excellent cold start, smoother running, no contact-breaker burning and many more.

Money back guarantee if you are not satisfied. Please state whether positive or negative earth.

Postage included in above prices but add V.A.T. at 8%.

ASTRO ELECTRONICS
Spring Bank Road, West Park, Chesterfield, Derbyshire

INSULATED TERMINALS

Available in Black, Red, White, Yellow, Blue, and Green. Brand New 13p each Post Paid.



METERS NEW! 2 1/2in Flush round. Available in D.C. Amps 5, 10, 15, 20 or A.C. Amps 1, 5, 10, 15, 20. Voltmeter 0-300V A.C. All types £2.50. Post 20p.



600 WATT DIMMER SWITCH
Easily fitted. Fully guaranteed by makers. Will control up to 600W of lighting except fluorescent at mains voltage. Complete with simple instructions. £2.75. Post 25p.

RELAYS SIEMENS, PLESSEY, Etc. MINIATURE RELAYS

| Col. (1) Coils (ohms) | 1 | 2 | 3 | 4 |
|-----------------------|-------|--------|----------|------|
| Col. (2) | 52 | 4-8 | 2 c/o | 70p* |
| Working d.c. volts | 185 | 5-9 | 6 c/o | 80p |
| Col. 3 | 230 | 8-12 | 6M | 60p* |
| Contacts | 130 | 9-18 | 2 c/o | 70p* |
| Col. (4) | 430 | 15-24 | 4 c/o | 80p* |
| Price | 700 | 12-24 | 2 c/o | 60p* |
| HD = | 700 | 16-24 | 4M 2B | 60p* |
| Heavy duty | 1,250 | 18-36 | 2 c/o | 80p* |
| | 2,500 | 31-43 | 2 c/o HD | 60p* |
| | 2,500 | 36-45 | 6M | 60p* |
| | 9,400 | 45-70 | 2 c/o | 60p* |
| | 15k | 85-110 | 6M | 60p* |

*Incl. Base. All prices incl. P. & P.

OPEN TYPE RELAYS
6 VOLT D.C. 1 make contacts 35p. Post 15p.
9 VOLT D.C. RELAY
3 c/o 5 amp contacts. 70 ohm coil. 75p. Post 15p.
12 VOLT D.C. RELAY
3 c/o 5 amp contacts. 120 ohm coil. 75p. Post 15p.
24 VOLT D.C. 3 c/o 75p. Post 15p.
2 HD c/o 700 ohm coil. 75p. Post 15p.
4 c/o 300 ohm coil. 85p. Post 15p.
ENCLOSED TYPE RELAYS
24 VOLT A.C. Mfg. by ITT. 3 h.d. c/o contacts. 55p. Post 10p. Base 15p.
55 VOLT A.C. RELAY
3 h.d. c/o contacts. Price 55p. Post 10p. Base 15p.
100 VOLT A.C. 2 c/o sealed type. 75p. Post 10p. Base 15p.
240 VOLT RELAY
3 h.d. c/o contacts. Price 75p. Post 15p. Octal plug in base 15p extra.
230/240 VOLT A.C. RELAY. Mfg. by Arrow 2 h.d. 15 amp c/o contacts. Amp connectors. Price £1. Post 15p.
220/240 VOLT A.C. RELAY
3 c/o 5 amp contacts. Sealed. Mfg. ISKRA. £1.25. Post 15p. Base 15p extra.
CLARE-ELLIOTT TYPE RP7641 G8
Miniature relay. 675 ohm coil. 24 Volt D.C. 2 c/o. 70p post paid.
110V. 2 c/o. 20 amp contacts. £1.25. Post 10p.
Many others from stock—phone for details.

VERY SPECIAL OFFER
MICRO SWITCH. 5 amp. c/o contacts. NEW. 20 for £2. Post 15p. (Min. order 20). Ditto press to break, 20 for £1.50. Post 15p.



SUB-MINIATURE REED RELAY 3-9 volt d.c.
1 make, size 1 1/4 x 3/8 x 1/8 in. Outstanding Value only £1 for six, £1.50 for ten. Post 15p. (Min. order six.)



TRIAC
Raytheon Tag symmetrical Triac. Type TAG. 250/500V, 10 amp, 500 p.i.v. Glass passivated plastic triac. Swiss precision product for long term reliability £1.00. Post 10p. (Inclusive of Data and application sheet.) Suitable D.C. 18p.

230/250 VOLT A.C. SOLENOID
Approximately 1 1/2 lb pull. Size of feet 1 1/2" x 1 1/2". Price £1.00. Post 15p.

24 VOLT DC SOLENOIDS
UNIT containing 1 heavy duty solenoid approx. 25lb pull 1 inch travel. Two x approx. 1lb pull 1/2 inch travel. 6 x approx. 4oz. pull 1/2 inch travel. One 24 volt d.c. 1 heavy duty single make relay. Price £2.50. Post 75p. **ABSOLUTE BARGAIN.**

CENTRIFUGAL BLOWER
Mfg. Airflow Developments Ltd. Precision continuously rated, smooth running, 230/240V a.c. motor 80 c.f.m. As illustration but with round aperture. £6.50. Post 50p.



All Mail Orders—Callers—Ample Parking
Dept. PE5, 57 BRIDGMAN ROAD
CHISWICK, LONDON W4 5BB
Phone 01-995 1560
Showroom open Mon.-Fri.

VARIABLE VOLTAGE TRANSFORMERS

INPUT 230/240V a.c. 50/60 OUTPUT VARIABLE 0-260V All Types SHROUDED TYPE
200 watt (1 amp) £10.00
0.5 KVA (2 1/2 amp) (MAX) £11.50
1 KVA (5 amp) (MAX) £16.50
2 KVA (10 amp) (MAX) £30.00
3 KVA (15 amp) (MAX) £33.00
4 KVA (20 amp) (MAX) £72.50
37.5 amp (MAX) £102.50
CARRIAGE AND PACKING EXTRA
OPEN TYPE 1 amp (panel mount) £10.00



L.T. TRANSFORMERS
0, 6, 12 Volt at 10 amp. £5.60. Post 70p.
0, 10, 17, 18 Volt at 12 amp. £7.90. Post 70p.
0, 4, 6, 24, 32 Volt at 12 amp. £9.90. Post 70p.
0, 6, 12 Volt at 20 amp. £9. Post 70p.
0, 12, 24 Volt at 10 amp. £9.20. Post 70p.
0, 6, 12, 17, 18, 20 Volt at 20 amp. £10.40. Post 70p.
Other types to order at short notice—Phone your enquiries.

AUTO TRANSFORMERS
Step up step down
0-115/200/220/240 Volts. 75 watt £2.64. Post 40p.
150 watt £3.50. Post 50p. 300 watt £6.20. Post 60p.
60p. 500 watt £9.20. Post 75p. 1000 watt £12.00. Post 90p.

300 VA ISOLATING TRANSFORMER
115/230-230/230 volts. Screened. Primary two separate 0-115V for 115 or 230 volt. Secondary two 115V at 150 VA each for 115 or 230 volt output. Can be used in series or parallel connections. Fully crimped. Length 13.5 cm. Width 11 cm. Height 13.5 cm. Weight 15 lb.
SPECIAL OFFER PRICE £5. Carr. 80p.

230/240 VOLT A.C. MINIATURE MOTOR.
20 R.P.M. Price £1. Post 15p.

BODINE TYPE N.C.I. GEARED MOTOR
(Type 1) 71 r.p.m. torque 10 lb. in. Reversible 1/70th h.p. cycle 0-38 amp. (Type 2) 28 r.p.m. torque 20 lb. in. Reversible 1/80th h.p. 50 cycle 0-28 amp. The above two precision made U.S.A. motors are offered in 'as new' condition. Input voltage of motor 115V A.C. Supplied complete with transformer for 230/240V A.C. input. Price, either type £6-25. Post 65p or less transformer £3-75. Post 50p.



'FRACMO' 240 VOLT A.C. 50 cycle SINGLE PHASE GEARED MOTOR
33 r.p.m. 30 lb. in. Reversible. Fitted with mounting feet. Brand New. £14. Post £1.00. (Total price incl. VAT £15-77).



9-12 VOLT D.C. GOVERNED REVERSIBLE MOTOR
Machine cut gear train, giving final speed of 2 r.p.m. with cam driving 3 sub-miniature micro-switches (removable). Spindle 12mm long 6mm dia. Built to PO spec. in heavy metal hinged case. £3-75. Post 40p.



POWER RHEOSTATS !!!
Superior Quality Precision Made NEW POWER RHEOSTATS



New ceramic construction, vitreous enamel embedded winding, heavy duty brush assembly, continuously rated.
25 WATT 10/25/50/100/150/250/500/1k/1.5k/2-5k ohm. £1-70. Post 15p.
50 WATT 1/5/10/25/50/100/250/500/1k ohm £2-10. Post 20p.
100 WATT 1/5/10/25/50/100/250/500/1k/1.5k/2-5k/3-5k/5k ohm £3-30. Post 25p.
Black Silver, Skirted knob calibrated in Nos. 1-9 1/2 in. dia. brass bush. Ideal for above 25p each.

INSULATION TESTERS NEW!
Test to I.E.E. Spec. Rugged metal construction, suitable for bench or field work, constant speed clutch. Size L. Bin. W. 4in. H. 6in. weight 6lb. 500V, 500 megohms, £30. Post 80p.




All prices are subject to 8% VAT. (8p in the £)
To all orders add 8% VAT to total value of goods including carriage/packaging.

STROBE! STROBE! STROBE!

Build a Strobe Unit, using the latest type Xenon white light flash tube. Solid state timing and triggering circuit. 230/250V a.c. operation. **RANGE OF FOUR STROBE KITS FROM STOCK. PRICES FROM £6-30 to £22. S.A.E. for details.**

COLOUR WHEEL PROJECTOR
Complete with oil-filled colour wheel. 100 watt lamp. 200/240V A.C. Features extremely efficient optical system. £20.50. Post 80p.
Extra colour effect wheels from stock. S.A.E. for details.



BIG BLACK LIGHT
400 Watt. Mercury vapour ultra violet lamp. Powerful source of u.v. P.F. ballast essential. Price of matched ballast and bulb £18. Post £1. Spare bulb £8. Post 40p.

BLACK LIGHT FLUORESCENT U.V. TUBES
2ft 20 watt, £4-25. Post 40p. (For use in standard bi-pin. MINI. 12in 8 watt, £1-60. Post 25p. 9in 6 watt, £1-30. Post 25p. Complete ballast unit and holders for 9in and 12in tube. £1-70. Post 25p. (9in and 12in measures approx.)

U.D.I. SINGLE CHANNEL 750 WATT MANUAL/AUTO DIMMER
750W Solid State Fader, with three functions. Manual fade; Auto fade-up; Auto fade-down. Automatic cycling up and down. Functions selected with 'three-position' rocker switch. Two ranges of cycling for 'Flashing' or 'Slow blending'. Ready built module 6" x 3" glass fibre board incorporating 10 amp TRIAC. Two or more modules for top quality colour blending and flashing effects. PRICE £15. Post 45p.

50 IN 1 ELECTRONIC PROJECTOR KIT
50 easy to build projects. No soldering, no special tools required. The kit includes Speaker, Meter, Relay, Transformer, plus a host of other components and a 56-page instruction leaflet. Some examples of the 50 possible Projects are: Sound Level Meter, 2 Transistor Radio, Amplifier, etc. Price £7-75. P. & P. 50p.

PROGRAMME TIMERS
230/240V a.c. 15 r.p.m. Micro. Each cam operates a c/o motor switch. Ideal for lighting effects, animated displays, etc. Ex equipment tested.
2 cam model. £2.00 post 35p.
4 cam model. £2.50 post 35p.
8 cam model. £4-75 post 40p.
8 cam model, each cam fully adjustable. 6 r.p.m. M.f.g. by Magnetic Devices. £7-50. Post 35p.



A.C. MAINS TIMER UNIT
Based on an electric clock, with 25 amp. single pole switch, which can be preset for any period up to 12 hrs. ahead of switch on for any length of time, from 10 mins. to 6 hrs. then switch off. An additional 60 min. audible timer is also incorporated. Ideal for Tape Recorders, Lights, Electric Blankets, etc. Attractive satin copper finish. Size 135mm x 130mm x 60mm. Price £2. Post 40p. (Total incl. VAT and Post £2-38).



REVERSIBLE MOTOR
A.E.I. 1/8 h.p. reversible motor 100/120 volt A.C. 50/60 cycle 1400/1680 r.p.m. Flange fixing. Dia. 4". length 6 1/2". shaft 1" x 3/8". Brand New. Price £2.50. Post 50p. Suitable 110/240v. 150 watt Auto Transformer £3-50. Post 50p. (Post for both items together 75p.)



COIN MECHANISM (Ex London Transport)
Unit containing selector mechanism for 1p, 2p and 5p coins. Micro switches, relays, solenoid operated hopper. 24 volt D.C. Precision built to high standard. Incredible VALUE at only £2-50. Post 70p.

'STC' 6" RED ALARM BELL
24/48 volt DC. Brand New. Price £4. Post 50p.
'GENTS' 6" ALARM BELL
200/250V AC/DC. Brand New. Price £5. Post 60p.

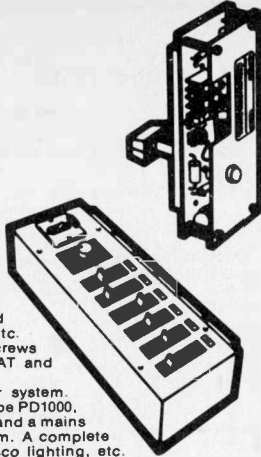


Personal callers only. Open Sat.
9 LITTLE NEWPORT STREET
LONDON WC2H 7JJ
Phone 01-437 0576

SERVICE TRADING CO.

Dimmit

range of light dimmers and lighting control systems



Illustrated is the popular PMSD1000 module. A 1kW slider control dimmer, interference suppressed, 60mm slider range size 12 x 5 x 4cm. Ideal for low cost stage and disco lighting. Used by schools, theatres, studios, etc. Complete with scale plate, fixing screws and full instructions. £7.25 inc. VAT and P. & P.

Illustrated is the DD61 dimmer system. Contains: six 1 kW slider dimmers type PD1000, six outlet sockets, a master control and a mains on/off switch. Size 59 x 22 x 12cm. A complete system in one unit for stage or disco lighting, etc. Also available DD261 dimmer system, as above, but with 2-preset arrangement. Future systems available with 2 kW dimmers. Specials made. DD61 £97.20 inc. VAT and P. & P. DD261 £117.72 inc. VAT and P. & P.

The Dimmit range includes standard wall mounting models for home and office, etc. Professional modules for industrial heating applications, etc. Rotary and slider control versions. Ratings: 1000W; 2000W; 3000W; 110V and 240V.

Model SL300 sound to light converter. Modulates the light in time with sound. Built-in microphone. No connections to speaker required. Simple wiring—similar to dimmer. Rating 800W.

All products are guaranteed and are supplied with full instructions and applications. Full after-sales service. Technical advice given.

For full information on all modules and lighting control systems send 15p for our illustrated catalogue and price list. Callers welcome, visit our showroom for a demonstration of any of the modules or systems. Mon-Fri. 9.30 to 6.0 p.m. Sat. by arrangement.

YOUNG ELECTRONICS LTD.

184 Royal College Street, London NW1 9NN.

Tel. 01-267 0201



If you're doing it yourself, do it with us.

Whether your project is electrical or electronic, SCS Components have a complete professional service for the non-professional. We are franchised distributors of Mullard components and Motorola, Ferranti, Signetics, G.I. and Monsanto, too. Our Trade Counter can supply you with all you need, including first-class technical advice. Or simply send cash with your order.

Never before have you been able to get top quality, guaranteed components so quickly, so inexpensively. Send for a free copy of our latest price list.

Try us; we think you'll notice the difference.



SCS Components,
Northfield Industrial Estate, Beresford Avenue,
Wembley, Middlesex HA0 1SD Tel: 01-903 3168

New calculator ICs/lower prices from Thurlby

General description

Increasing demand for the XE series high performance calculator chips has resulted in increases in scale allowing us to offer even better value for money.

Thurlby Electronics offer you the opportunity to build yourself an advanced electronic calculator at amazingly low cost using one of the XE series MOS single chip calculator I.C.'s.

Every IC is brand new, tested and guaranteed. It comes complete with full data, circuit diagrams and wiring details covering the use of different types of displays, describing how to construct both very simple and more elaborate keyboards, and explaining the operation of the calculator — both in normal calculations and in more complex operations.

Full money back guarantee.

Cash with order.

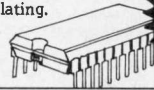
Postage and packing 20p per order.

Please add 8% VAT to total order value.

XE303 Calculator IC

New XE303 series with memory and %

- 5 functions, + - x ÷ with automatic constant facility on all 4 plus live % key.
- Full performance memory, store-recall-exchange, or automatic accumulating.
- Full 8 digits with floating decimal point and algebraic logic
- Built-in clock generator, single power supply.
- Direct segment drive, suppression of non-significant zeros.

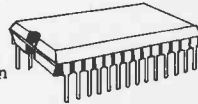


£3.25 + VAT

XE202 Calculator IC

XE202 series 4 function and constant

- Full 8 digits with floating decimal point and algebraic logic
- Powerful keyed constant facility on all 4 functions
- Enormous exponent range: 10⁻²⁰ to 10⁺⁷⁹
- Single strobe line facilitates very simple keyboard construction
- Direct segment drive, suppression of non-significant zeros

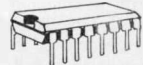


£2.25 + VAT

Display driving interface chips

TK9 9 digit driver IC suitable for use with XE303 series. 95p + VAT

7105 8 digit driver IC suitable for use with XE202 series. 75p + VAT



Special magnified LED displays

9 digit suitable for use with XE303 series. £3.75 + VAT

8 digit suitable for use with XE202 series. £3.25 + VAT



To Thurlby Electronics
Church Farm House
Church End, Over
Cambs. CB4 5NH

Please supply

for which I enclose cash/cheque/PO for £ _____ including VAT & postage

Name _____

Address _____

PHONOSONICS

SUPPLIERS OF QUALITY PRINTED CIRCUIT BOARDS, KITS AND COMPONENTS TO A WORLD-WIDE MARKET

SOUND-TO-LIGHT (P.E. Apr./Aug. 71)

The ever-popular AURORA—4 or 8 channels each responding to a different sound frequency and controlling its own light. Can be used with most audio systems and lamp intensities. A *must* for any Disco, and a fascinating visual display for the home.

- 4 channel component set (excl. thyristors) £11.49
- 8 channel component set (excl. thyristors) £20.32
- Power supply component set £4.78
- PCB for 4 frequency channels £2.50
- PCB for power supply and 8 lamp drivers £1.25

P.E. SYNTHESISER Details in List

VOICE OPERATED FADER (P.E. Dec. 73)

For automatically reducing music volume during "talk-over"—particularly useful for Disco work, or for home-movie shows.

- Component set, incl. PCB £2.95

P.E. GEMINI 30W STEREO AMPLIFIER

An exceptionally high quality Stereo Amplifier system, specifications for which are shown in detail in our list, together with semiconductor requirements. While stocks last.

- Main Amplifier:
 - Set of resistors, capacitors and presets £5.96
 - Stereo printed circuit board £1.28
- Pre-Amplifier:
 - Sets of resistors, capacitors, potentiometers and switches—
 - Standard Tolerance Set £10.57
 - Superior Tolerance Set £16.04
 - Stereo PCB (as Published) £2.20
- Regulated Power Supply:
 - Set of resistors, capacitors and preset £4.58
 - Printed circuit board 72p

HI-FI TAPE LINK (P.E. Mar./Apr. 73)

Designed for use with reasonable quality tape decks, this high performance pre-amp includes record, playback and metering circuits.

- Stereo component set (excl. panel meter) £22.05
- Mono component set (excl. panel meter) £13.31
- Power supply component set £3.72
- Stereo main PCB £2.50
- Stereo sub-assembly PCB 85p

TAPE-NOISE LIMITER

Very effective circuit for reducing the hiss found in most tape recordings.

- Component set (incl. PCB) £2.30
- Regulated power supply (including PCB) £3.71

PROJECT Q4 (P.W. Oct. 73/Jan. 74)

Multi-system Quadrasonic Decoder.

- White stocks last
- Decoder component set £13.74
- Power supply components £3.22
- Printed circuit board £2.80

SEMICONDUCTOR TESTER (P.E. Oct. 73)

Essential test equipment for the enterprising home constructor.

- Set of resistors, capacitors, semiconductors, potentiometers, makaswitches and PCB £8.56

PHASING UNIT (P.E. Sept. 73)

A simple but effective manually controlled unit for introducing the "phasing" sound into live or recorded music.

- Component set (incl. PCB) £2.20

PHASING CONTROL UNIT (P.E. Oct. 74)

(for use with above Phasing Unit)
Component set (including PCB) £3.50

P.E. SOUND SYNTHESISER

The well-acclaimed and highly versatile Synthesiser published in P.E. Feb. 1973 to Feb. 1974.

Component sets and printed circuit boards. List shows full details including discounts.

VOLTAGE CONTROLLED FILTER (P.E. Oct. 74)

- Component set £3.41
- Printed circuit board £1.10

RHYTHM GENERATOR (P.E. Mar./Apr. 74)

Programmable for 64,000 rhythm patterns from 8 effects circuits (high and low bones, bass and snare drums, long and short brushes, blocks and cymbal), and with variable time signatures. See list for discount.

P.E. JOANNA Send S.A.E. for our details

ULTRASONIC TRANSMITTER-RECEIVER

A highly sensitive and long range "invisible beam" detection circuit with numerous applications.

- Component set with PCBs, but excluding transducers £4.40

P.E. RONDO

PCB details in List

POWER SLAVES

PCB details in List.

P.E. ELECTRONIC PIANO HOME INTERCOM

Details in List. (While Stocks Last) Details in List.

SOUND BENDER (P.E. May 74)

A multi-purpose sound controller, the functions of which include envelope shaper, tremolo, voice operated fader, automatic fader and frequency doubler.

- Component set £5.88
- Printed circuit board £1.44

REVERBERATION UNIT (P.W. Nov./Dec. 72)

A high-quality unit having microphone and line input pre-amps, and providing full control over reverberation level.

- Component set (excl. spring unit) £8.82
- Printed circuit board £1.48

P.E. MINISONIC Details in list (inc. discounts)

8W AMPLIFIER (P.W. Nov. 72)

A moderately powered amplifier of more than average performance. (While stocks last.)

- Main Amplifier
 - Mono component set £4.18
 - Stereo component set £8.36
- Pre-Amplifier
 - Mono component set £2.50
 - Stereo component set £8.48

BIOLOGICAL AMPLIFIER (P.E. Jan./Feb. 73)

Multi-function circuits that, with the use of other external equipment, can serve as lie detector, cardiophone, etc.

- Pre-Amplifier Module
 - Component set and PCB £3.48
- Basic Output Circuits
 - Combined component set with PCBs, for alpha-phone, cardiophone, frequency meter and visual feedback lamp driver circuits £4.96
 - Audio Amplifier Module £5.50
 - Type PC7

PHOTOPRINT PROCESS CONTROL

(P.E. Jan./Feb. 72)

For colour and B. & W. an indispensable dark-room unit for finding exposure, controlling enlarger timing, and stabilising mains voltage.

- Component set (excl. meter) £8.85
- Printed circuit board £1.80

ENLARGER EXPOSURE METER AND THERMOMETER (P.E. Sept. 73)

Dual-purpose dark-room unit with good accuracy.

- Component set with PCB, but excluding meter £4.00

WIND AND RAIN UNIT (P.E. Oct. 73)

A manually controlled unit for producing the above-named sounds.

- Component set incl. PCB £2.40

PCB LAYOUT AND CIRCUIT DIAGRAMS SUPPLIED WITH ALL PCBs DESIGNED BY PHONOSONICS

LIST
Send S.A.E. for free list giving fuller details of kits, PCBs, and other components

P. & P.
Add 22p to all orders

VAT
Add 8% (or current rate if different) to total, order cost including P. & P.

OVERSEAS
P & P. will be charged extra. VAT does not currently apply. List gives fuller details including kit weights. Charge for list: Europe 10p, other countries 20p.

COLOUR CODE IDENTIFICATION SUPPLIED WITH MOST KITS AND AS PART OF LIST

| Semiconductors | LIST | Integrated Circuits | Zeners | Electrolytic Capacitors (µF/V) | Polyester (µF) | Tantalum (µF/V) |
|----------------|------|---------------------|--------|--------------------------------|----------------|-----------------|
| BFY50 | 22p | 2N3702 | 12p | 3.3V 400mW 12p | 0.01 | 3p |
| BFY52 | 24p | 2N3703 | 12p | 3.9V 400mW 15p | 0.015 | 3p |
| BSY95A | 22p | 2N3704 | 12p | 4.7V 1W 25p | 0.022 | 3p |
| MJE2955 | 110p | 2N3819 | 35p | 5.1V 400mW 15p | 0.033 | 3p |
| MJE3055 | 75p | 2N4871 | 36p | 5.6V 1.3W 20p | 0.047 | 3p |
| NK70033 | 112p | 2N5245 | 51p | 2-2/63V 6p | 0.068 | 3p |
| OC28 | 80p | 2N5777 | 45p | 4-7/63 6p | 0.068 | 3p |
| OC71 | 14p | 748 8-pin DIL | 83p | 8-8/40 6p | 0.1 | 4p |
| OC72 | 14p | 748 14-pin DIL | 83p | 10/25 6p | 0.15 | 5p |
| OC84 | 25p | 7400 | 25p | 15/16 6p | 0.22 | 5p |
| ORP12 | 80p | 7410 | 20p | 15/40 6p | 0.33 | 7p |
| ZT107 | 12p | 7420 | 20p | 18V 1W 20p | 0.47 | 8p |
| 2TX503 | 15p | 7447 | 175p | 20V 400mW 15p | 0.68 | 11p |
| 2TX531 | 23p | 7473 | 44p | 20V 1.3W 20p | 1.0 | 14p |
| 2N706 | 13p | 7489 | 42p | 27V 400mW 15p | 2.2 | 24p |
| 2N814 | 23p | µ7815 TO220 | 250p | CA3046 | | |
| 2N1304 | 22p | MF02040 | 85p | MF02040 | | |
| 2N2219 | 27p | SJ3402N | 169p | Thyristors | | |
| 2N2905 | 27p | 1A 400V | 75p | | | |
| 2N2907 | 22p | | | | | |
| 1S180 | 12p | | | | | |
| 2N3054 | 86p | | | | | |
| ZU (ZIL) | 79p | | | | | |

**PHONOSONICS, DEPT. PE35, 25 KENTISH ROAD, BELVEDERE, KENT DA17 5BW
MAIL ORDER ONLY DON'T FORGET VAT!**

Practical Electronics Classified Advertisements

RECEIVERS AND COMPONENTS

7-SEGMENT LED'S. Red and Green. £1-30 ea., 4 for £4-50, inc. p. & p. and VAT. C.W.O. to INDUSTRIAL ELECTRONIC SUPPLIES (STOCKPORT) LTD., 181a Bramhall Lane, Stockport, SK2 6JA.

PROBLEM GETTING AWKWARD OR UNUSUAL COMPONENTS? Let us help you find them. Also "tone off" P.C.B.'s by return of post service. YORKE ELECTRONICS. Tel. 027-588 (Bitton) 2707.

COPPER CLAD FIBRE GLASS PANELS 12½in x 7in, 80p; 18in x 4in, 70p. Double sided 12½in x 7in, 90p; 15in x 13in, £1-30. All post paid. MC METERS, 3 assorted 2-3in, £1-30 (40p). LARGE COMPUTER PANELS, 35-50 inch. Lone leads, 85p (40p). 74 SERIES D.I.L. ICs ON PANELS, 10 for 80p (10p). COPPER CLAD FAX. PANELS, 8in x 9½in, 3 for £1, 12½in x 9in, 2 for 90p, 16in x 9½in, 50p. Double sided 12½in x 12½in, 70p. All post paid. 22-WAY STEPPING SWITCH WITH RESET. A.C. mains operated, £1 (30p). THREE TRANSISTOR AUDIO AMP Transistors equiv. to AC128, OC72, 40p (10p). 3 for £1, c.p. VALUPACS P9, 100 s/mica caps 55p. P3, 10 silicon diodes 650V 1½A, 50p. Post 12p for one, 20p any multiple. Send 12p stamps for full list plus computer panels, etc. Refund on purchase.

7½ ASSORTED COMPONENTS £2 c.p.
3½ COMPUTER PANELS £1-75 c.p.

J.W.B. RADIO

2 Barnfield Crescent, Sale, Cheshire M33 1NL
Postage in brackets Mail order only

TURN YOUR SURPLUS capacitors, transistors, etc., into cash. Contact COLES-HARDING & CO., P.O. Box 5, Frome, Somerset. Immediate cash settlement.

PRECISION POLYCARBONATE CAPACITORS

ALL HIGH STABILITY—EXTREMELY LOW LEAKAGE

| 40V AC (±10%) | 50p | 63V Range | ±1% | ±2% | ±5% |
|-------------------|-------|-----------|-------|-------|-------|
| 0.1µF (1½" x 1") | 50p | 0.47µF | 50p | 46p | 36p |
| 0.2µF (1½" x 1") | 50p | 1.0µF | 60p | 56p | 46p |
| 0.47µF (1½" x 1") | 71p | 2.2µF | 80p | 65p | 55p |
| 0.5µF (1½" x 1") | 75p | 4.7µF | £1-30 | £1-05 | 85p |
| 0.68µF (2" x 1") | 80p | 6.8µF | £1-64 | £1-29 | £1-09 |
| 1.0µF (2" x 1") | 81p | 10.0µF | £2-00 | £1-80 | £1-40 |
| 2.0µF (2" x 1") | £1-22 | 15.0µF | £2-75 | £2-15 | £1-90 |

TANTALUM BEAD CAPACITORS—Values available: 0.1, 0.22, 0.47, 1.0, 2.2, 4.7, 6.8µF at 15V/25V or 35V; 10.0µF at 16V/20V or 25V; 22.0µF at 6V/10V or 16V; 33.0µF at 6V or 10V; 47.0µF at 3V or 6V; 100.0µF at 3V. ALL at 10p each, 10 for 95p, 50 for £4.

| TRANSISTORS: | BC183/183L | 11p | BFY50 | 20p | |
|--------------|------------|------------|-------|--------|-----|
| BC107/8/9 | 9p | BC184/184L | 12p | BFY51 | 20p |
| BC114 | 12p | BC212/212L | 14p | BFY52 | 20p |
| BC147/8/9 | 10p | BC647/555A | 12p | AF178 | 30p |
| BC153/7/8 | 12p | BF194 | 12p | OC71 | 12p |
| BC182/182L | 11p | BF197 | 13p | 2N3055 | 50p |

POPULAR DIODES—1N914 6p, 8 for 45p, 18 for 90p; 1N916 6p, 6 for 45p, 14 for 90p; 1S44 6p, 11 for 50p, 24 for £1; 1N4148 5p, 6 for 27p, 12 for 48p; 1N4001 5½p; 1N4002 6p, 1N4003 8½p; 1N4004 7p; 1N4005 7½p; 1N4006 8p; 1N4007 8½p.

LOW PRICE ZENER DIODES—400mW. Tol. ±5% at 3mA. Values available: 3V, 3.3V, 3.6V, 4.7V, 5.1V, 5.6V, 6.2V, 6.8V, 7.5V, 8.2V, 9.1V, 10V, 11V, 12V, 13V, 13.5V, 15V, 16V, 18V, 20V, 22V, 24V, 27V, 30V, 33V. ALL at 7p each, 6 for 30p, 14 for 84p. SPECIAL OFFER: 100 Zeners for £5-50.

RESISTORS—High stability, low noise carbon film 5% 1W at 40°C, 1W at 70°C. E12 series only—from 2.2Ω to 2.2MΩ. ALL at 1p each, 8p for 10 of any one value, 70p for 100 of any one value. SPECIAL PACK: 10 of each value 2.2Ω to 2.2MΩ (730 resistors) £5.

SILICON PLASTIC RECTIFIERS—1.5 amp, brand new wire ended DO27: 100 P.I.V. 7p (4 for 26p); 400 P.I.V. 8p (4 for 30p).

BRIDGE RECTIFIERS—2½ amp: 200V 40p; 350V 45p; 600V 65p. **0.1µW VERTICAL PRESETS**—0.1W only: ALL at 5p each: 50p, 100Ω, 220Ω, 470Ω, 680Ω, 1kΩ, 2.2kΩ, 4.7kΩ, 6.8kΩ, 10kΩ, 15kΩ, 22kΩ, 47kΩ, 100kΩ, 250kΩ, 680kΩ, 1MΩ, 2.5MΩ, 5MΩ.

PLEASE ADD 10p POST AND PACKING ON ALL ORDERS BELOW £5. ALL EXPORT ORDERS ADD COST OF SEA/AIRMAIL.

PLEASE ADD 8% V.A.T. TO ORDERS Send S.A.E. for lists of additional ex-stock items. Wholesale price lists available to bona fide companies.

MARCO TRADING

Dept. E.5, The Old School, Edataston, Nr. Wem, Shropshire
Tel.: Whixall 464/465 (STD 0948 72)
(Propts. Minicost Trading Ltd.)

GUARANTEED BRAND NEW SEMI-CONDUCTORS. BC107 Transistors (general purpose npn), 9p. BC177 Transistors (general purpose npn), 11p. 2N3055 Transistors (high power), 45p. 1N4004 Diode 400V PIV 1A, 5p. 1N4148 Diode, 4p. Data sheets for each of above, 4p. P. & P. 15p per order. VAT extra. C.W.O. All orders despatched same day. Send large S.A.E. for full lists of semiconductor, caps, res., nuts, screws, etc. NESTRA ELECTRONICS LTD., Scott Street, Bognor Regis, Sussex.

BETA DEVICES FOR BETTER PRICES

| TRANSISTORS | DIODES | ICs |
|-----------------|----------------------|------------------|
| AC187/8pr 0-40 | 1N914 0-84 | 709C TO 99 0-30 |
| BC107 0-10 | 1N4148 0-84 | 709C D.I.L. 0-30 |
| BC108 0-09 | 8V127 0-14 | 741C TO 99 0-36 |
| BC109C 0-11 | 1N4001 0-85 | 741C D.I.L. 0-36 |
| BC113 0-14 | 1N4001 0-11 | 741C D.I.L. 0-36 |
| BC126 0-13 | 2N3055 0-30 | 723C D.I.L. 0-80 |
| BCY70/17/2 0-13 | MINITRON 1015F £1 00 | 747C D.I.L. 0-85 |
| BFX88 0-20 | | 748C D.I.L. 0-36 |
| BFY50 0-18 | | |
| BFY51/52 0-12 | D.I.L. SOCKETS | 1A 100V 0-20 |
| 2N2646 0-30 | 8-Pin 0-12 | 1A 600V 0-30 |
| 2N3053 0-14 | 14-Pin 0-12 | 3A 300V 2-00 |
| TIP29A 0-49 | 16-Pin 0-14 | ZENERS |
| TIP31A 0-41 | | 82V/8 3-3V- |
| TIP41A 0-74 | | 33V 5% 0-09 |

ALUMINIUM ELECTROLYTIC CAPACITORS
(0.4µF 22V 47µF 100µF 220µF 470µF 1,000µF
16V 0-07 0-07 0-07 0-10 0-12 0-14 0-22
25V 0-07 0-07 0-08 0-10 0-13 0-16 0-26

C.W.O. PLUS P.P. 15p TO

BETA DEVICES
Abbey Chambers, 4 Highbridge Street, Waltham
Abbey, Essex

L.E.D.s. Red 12p; BT119 gold bonded 75p; BT119 unmarked tested 35p; 10A 400V thyristors 4V 35mA gate 35p; 5A 300V 24p; 10A 400V stud diodes 27p; 5A 300V 22p; numerical read out tubes type GN4A 95p; EX-TV panels damaged some colour fantastic value 10 for £1-65 P. & P. 65p; 10 computer panels £1 P. & P. 30p; 10 uncompleted circuits various on veroboard £1 P. & P. 30p. S.A.E. for lists. We have Lots of other cheap and obsolete gear in our retail shop at: INDUSTRIAL RF SERVICES, 51 Deptford Broadway, London, SE8 4PH. Tel. 01-692 4284.

VALVES 1930 TO 1975 2,000 types in stock, many obsolete. List 15p, Transistor list 15p. We buy new and boxed valves also transistors. COX RADIO (SUSSEX) Ltd., The Parade, East Wittering, Sussex. Tel. West Wittering 2023.

R.T. SERVICES (MAIL ORDER ONLY)

77 Hayfield Rd., Salford 6, Lancs.

Tapped Auto Transformer, 240V-110V, 80 watts, £1-75 P.P. New.

Tapped Auto Transformer, 240V-115V, 200 watts, £4 P.P. New.

100 Watt Valve Output Transformer, KT88s, etc. 8 or 15Ω or 100 volt line output, £12 P.P.

FM Tuner with R.F. Stage and A.G.C., 3 transistors, neg. earth, 2½ x 2½ in with circuit, £1-37 inc. P.P.

Crouzet Geared Motors, 30 r.p.m. New, £1-54 inc. P.P.

UHF TV Tuners, Transistorised, £1-85 inc. P.P.

Panels with I.C.'s on 7½ p per I.C. min. order 10 I.C.'s.

Transformers, 7.5V+7.5V ½A, £1 inc. P.P. 12.0-12V, 100mA, £1-10 inc. P.P. 9.0-9V, 100mA, £1-10 inc. P.P. 2.5V 50mA, 85p inc. P.P. 6.0-6V, 100mA, £1-10 inc. P.P.

Transformer, 24 volt, approx. 1 amp + 6.3V CT approx. 500mA, £1-40 inc. P.P.

Transformer, 20 volt, 1 amp, £1-25 P.P.

Transformer, 45 volt, 2 amp, £3 P.P.

P.C. Board, S/S, 5½ x 5½in, 10 for £1 inc. P.P.

Transistorised Timer, Variable delay, 110 or 250V A.C. input. With instructions. Brand new, £2 inc. P.P. Size 3" x 2" x 2".

Power Unit Components Transformer, 18 volt 1 amp F/W bridge rectifier, 2 1250 mfd capacitors, all new £1-40 per kit. P.P.

Electrolytic Capacitors, 4,000 MF, 50VW, 4½" x 1½" 80p, inc. P.P.

Mixed Pack of C280 series Mullard capacitors, 100 for £1-15 inc. P.P.

4 Panels each with XN3 type Nixie tube ON £1-85 inc. P.P. Min. order 4.

CLEARING DISTRIBUTOR STOCKS, transistors, diodes, components, etc. Sample pack 65p inc. postage or send stamp for list. REDHAWK SALES LTD., 10 Maple Lodge Close, Rickmansworth, Herts. Mail order only.



AXIAL PRODUCTS

DEPT. 25
23 AVERY AVENUE
HIGH WYCOMBE
BUCKS



AERIALS
4 ELEMENT FM STEREO
£3-80 + VAT + 50p P. & P.
18 ELEMENT TV
£2-80 + VAT + 50p P. & P.
10 ELEMENT TV
£1-75 + VAT + 50p P. & P.

New design, superior quality, including mounting bracket and full instructions.

| | | |
|-----------|------------|-----------------|
| AC127 20p | BCY70 18p | 1N4148 4p |
| AC128 20p | BFY51 15p | |
| BC107 9p | 2N2928 12p | 400mV ZENER |
| BC108 9p | 2N3055 40p | DIODES |
| BC109 10p | 1N4001 5p | 3-3V 3p |
| BC113 10p | 1N4002 5p | 741 op amp 25p |
| BC148 18p | 1N4003 8p | LM301 op amp 8p |
| BC149 18p | 1N4004 6p | 37p |

ADD 8% VAT + 10p P. & P. per £ under 65
C.W.O. MAIL ORDER ONLY

BRAND NEW COMPONENTS BY RETURN, Electrolytics, 16V, 25V, 50V, 0.47, 1.0, 2.2, 4.7, 10 mF, 4p; 22, 47, 47p (50V, 5p); 100, 6p (50V, 7p); 220, 7p (50V, 9p); 500, 9p (50V, 14p); 1000/25V, 15p. Subminiature bead-type tantalums, 0.1/35V, 0.22/35V, 0.47/35V, 1.0/35V, 2.2/35V, 4.7/35V, 10/20V, 22/16V, 47/6V, 100/3V, 9p. Mylar Film 100V, 0.001, 0.002, 0.005, 0.01, 0.02, 21p: 0.04, 0.05, 3p. Mullard tubular polyester 400V E6 series, 0.001, 0.022, 3p; 0.033-0.1, 4p. Mullard polyester 160V tubular or 250V miniature for vertical mounting, E6 series, 0.01-0.047, 3p; 0.068, 0.1, 4p; 0.15, 0.22, 5p; 0.33, 6p; 0.47, 8p; 0.68, 10p; 1.0, 12p, 1.5/250V, 16p; 2.2/250V, 19p. Mullard miniature C333 ceramics 63V E12 series 2% 1.8 pF-47 pF, 2½p; 56 pF-330 pF, 3p. Plate ceramics 50V E6 series 470 pF-47,000 pF, 2p. Polystyrene 63V, E12 series 10 pF-1,000 pF, 2½p, 1,200 pF-10,000 pF, 3½p. Miniature highstab. carbon film resistors ¼W E12 series 5% (10% over 1MΩ) 10Ω-10 MΩ, 1p; 1N4148, 3½p; 1N4002, 5p; 1N4006, 7p. Postage 10p. Prices VAT inclusive. THE C.R. SUPPLY CO., 127 Chesterfield Road, Sheffield, S8 0RN.

| LED S | dia. | 0.125 | 0.2 | D.I.L. SOCKET |
|--------|------|-------|-----|---------------|
| RED | 15p | 19p | | 8 pin |
| GREEN | 27p | 33p | | 12 pin |
| YELLOW | 27p | 33p | | 14 pin |
| | | | | 13p |

INFRA-RED LEDs with Data 550µW axial lead, 49p
1.5 mW TO46, £1-10

| OPTO-ISOLATORS with Data | OP. AMPS |
|--------------------------|----------------|
| IL74 1-5kV, 150kHz | 709 all 25p |
| 4350 2-5kV, 5MHz | 741 8 pin 29p |
| | 748 D.I.L. 36p |

| THYRISTORS | 50V | 100V | 400V | NE555V | 60p |
|------------|-----|------|------|-----------|-------|
| TO5 1A | 25p | 27p | 46p | 2N414 | £1-10 |
| TO66 3A | 27p | 35p | 50p | 7400 | 16p |
| | | | | Dalco Pen | 70p |

| Mica + bushes TO3 TO66 5p | ICs | ICs |
|---------------------------|----------------------|----------------------|
| AC127/8 15p | 2N2928(R) 7p | |
| AF17 20p | 2N2928(G) 15p | IN914 3p |
| BC107 10p | 2N3053 15p | IN4001 5p |
| BC108 9p | 2N3055 41p | IN4002 6p |
| BC109C 12p | 2N3702/4 12p | IN4004 7p |
| BC147/8/9 10p | TIS43 25p | IN4148 4p |
| BC157/8/9 11p | MPF102 40p | OA47 6p |
| BC169C 12p | 2N3819 25p | OA81 7p |
| BC177/8/9 11p | 2N3823 30p | OA91 5p |
| BC182/3/4 17p | | OA95 5p |
| BC212/3/4 12p | VOLTAJE REGS. | OA200 6p |
| BCY70 15p | 7805 Plastic 5v | OA202 7p |
| BCY71 22p | 1.5A £1-50 | |
| BCY72 12p | L129 Plastic 5V | |
| BFY50/51 16p | 600mA £1-40 | BRIDGE RECTS. |
| OC71 10p | | 2A 50V 20p |
| 2N706 10p | | 2A 100V 36p |
| 2N2094/6 18p | | 2A 200V 41p |
| | | 2A 400V 46p |

PRICES INCLUSIVE + 15p P. & P. (1st class)
ISLAND DEVICES, P.O. Box 11, Margate, Kent

DRY REED INSERTS

Overall length 1.85" (Body length 1.1"). Diameter 0.14". Max. ratings 250V D.C. and 500 mA. Gold clad normally open contacts. 69p per dozen; £4.12 per 100; £20.25 per 1,000; £275 per 10,000. VAT and post paid.
G.W.M. RADIO LTD.
 40/42, Portland Road, Worthing, Sussex 0903 34897

SERVICE SHEETS

SERVICE SHEETS, Radio, TV, etc. 8,000 models. Catalogue 20p. S.A.E. enquiries. TELRAY, 11 Maudland Bank, Preston.

BELL'S TELEVISION SERVICES for service sheets, manuals, books on radios, T.V.s, etc. Service sheets 50p plus S.A.E. Free book lists on request. Back issues of P.W., P.E., E.E., TV available 25p plus 9p post. S.A.E. with enquiries: B.T.S. (Mail Order Dept.), 190 Kings Road, Harrogate, Yorks. Telephone (0423) 55885.

LADDERS

LADDERS, timber and aluminium. Tel. Telford 586644 for brochure.

FOR SALE

INCOMPLETE P.E. SYNTHESISER. Details: S. MALIK, "Punjab", Lime Walk, Dibden Purlicue, Soton, Hants.

WOW AND FLUTTER METER (Teconica WF971). Unused, as new. £275. Telephone MIKE YORKE 027-588 (Bittou) 2707 (day-time) or 0249 (Corsham) 713283 (evening).

Oscilloscope (Cossor CDU 110) T/B reconditioned, as new. £255. Telephone MIKE YORKE 027-588 (Bittou) 2707 (day-time) or 0249 (Corsham) 713283 (evening).

THE PE SOUND SYNTHESISER, fully built, PCB's throughout also Telly Tennis game, fully built. Offers. All letters replied: MR CHANDLER, 8 Gilhaul Terrace, Mountain Ash, Glamorgan, South Wales, CF45 3ND.

WANTED

STUDENT, very little time, no equipment, would like to buy completed or almost completed P.E. keyboard synthesiser—Offers please. Will attempt to answer all correspondence, refunding postage. G. S. HOBSON, 3 Grange Crescent Road, Sheffield, 11.

TOP PRICES PAID
NEW VALVES AND TRANSISTORS
 Popular T.V. and Radio types
KENSINGTON SUPPLIES (B)
 367 Kensington Street
 Bradford 8, Yorks.

"RADIO & TV SERVICING" books wanted from 1961 onwards, any quantity. £2 paid per copy by return of post. BELL'S TELEVISION SERVICES, 190 Kings Road, Harrogate, Yorks. Tel. (0423) 55885.

MISCELLANEOUS

LIGHTING CONTROL UNITS

3 x 1½kw per channel sound-to-light converter using isolated control circuitry for maximum safety. The unit comes in kit or ready built form and features individual sensitivity controls, sensitivity range switch and dimming switch. (Bypass controls as an optional extra.) Kit: £13.99. Ready built: £16.99

Details of dimmers, sequencers and other lighting control units available on request.
 Mail order or written enquiries only to:

SELEKTRON


21 Prior's Road, Windsor, Berks. SL4 4PD

METER REPAIRS. Ammeters, voltmeters, multi-range meters, etc. Send to: METER REPAIRS, 21 Mount Road, Thundersley, Benfleet, Essex, SS7 1HA.

BE PROUD OF YOUR WORK AND BUILD IT IN A BEC (Book End Chassis)

PUNCHING SERVICE IF REQ'D.
 Prices include VAT P.&P. 55p
 GB1 £4.75 14 x 6 x 2in
 GB1A £4.42 9 x 6 x 2in
 GB2 £5.50 14 x 7 x 3in
 GB3 £5.83 14 x 9 x 4in
 GB4 £8.20 14 x 9 x 6in

A beautifully designed modern cabinet with simulated black leatherette top (PVC bonded to metal)



VAT included in price

The PE ORION HI-FI STEREO AMPLIFIER uses our GB1 Bec cabinet (illustrated in Jan. 1975. Practical Electronics). Unpunched £4.59; Punched with lettered front panel £6.53.

S.A.E. with enquiries please.

H.M. ELECTRONICS (PE), 25a Fulwood Road, Sheffield S10 3BD (Behind Broomhill P.O.)

DIGITAL CLOCK CHIP, AY-5-1224, with data and circuit diagram, £3.66 plus VAT. "Jumbo" LED digits (16 mm high), type DL-747, only £2.04 each plus VAT, post free. GREENBANK ELECTRONICS, 94 New Chester Road, Wirral, Merseyside, L62 5AG.

ENAMELLED COPPER WIRE

| S.W.G. | 1lb Reel | ½lb Reel |
|--------|----------|----------|
| 10-14 | £2.05 | £1.15 |
| 15-19 | £2.15 | £1.20 |
| 20-24 | £2.20 | £1.25 |
| 25-29 | £2.25 | £1.30 |
| 30-34 | £2.35 | £1.38 |
| 35-40 | £2.50 | £1.45 |

All the above prices are inclusive in U.K.

COPPER SUPPLIES

102 Parrswood Rd., Withington, Manchester 20
 Telephone 061-224 3553

AERIAL BOOSTERS £3.20 P. & P. 20p. We make three types of boosters: L11-VHF radio; L12-VHF 405 TV. Please state channel numbers. L45-UHF 625 TV. S.A.E. leaflets. **BARGAIN PACK POLYESTER (C280) CAPACITORS** 250V/W and 400V/W. Very good mixed selection from 0.01µF to 2.2µF. Price 100 £1. P. & P. 15p (our choice). LANCA-SHIRE MAIL ORDER, 6 William Street, Stubbins, Ramsbottom, Bury, Lancs.

CLEARING LABORATORY, scopes, recorders, testmeters, bridges, audio, R.F. generators, turntables, tapeheads, stabilised P.S.U.s, sweep generators, test equipment, etc. Lower Beeding 236.

BULK OFFERS

All goods full specification and marked
 1N4001 £2.50/100; 1N4002 £2.80/100; 1N4003 £3.20/100; 1N4004 £3.60/100; 1N4005 £4.30/100; 1N4006 £4.70/100; 1N4007 £5.50/100; 1N914 £3/100; BC116A £8/100; BC267 £6/100; 741C £19/100; NE555V £39/100.
 400MW Zeners, most values £5/100.
 Assorted computer panels £25/cwt.
 Assorted small value caps—mica ceramic, etc. £26/10,000.
 Ferric Chloride £30/100 1lb bags.
 Miniature mains transformers, all 100mA Sec: 6-0-6V £5/10; 9-0-9V £5.50/10; 12-0-12 £6/10.
 ½in ex-computer tape on ¼in NAB spools £100/100.
 Veroboard offcuts 10lb £22.
 Minimum order £5; Carriage Free. Add VAT at appropriate rate.

JUNIPER ELECTRONICS (PE1)

P.O. Box 61, Southampton

HARDWARE. Comprehensive range of screws, nuts, washers, etc. in small quantities, and many useful constructors' items. Sheet aluminium to individual requirements, punched, drilled, etc. Fascia panels, dials, nameplates in etched aluminium. Printed circuit boards for this magazine, and other individual requirements, one-off's and small runs. Machine engraving in metals and plastics, contour milling. Send 2 4p stamps for catalogue. RAMAR CONSTRUCTOR SERVICES, Masons Road, Stratford on Avon, Warwick. CV37 9NF.

SINTEL

Add 10p P. & P. for orders under £2. Data, and circuits where appropriate, supplied with orders, or available separately (send 9in x 4in S.A.E.). ADD VAT at 8%.

Economy DL784 Red 0.3in LED 7 Segment display Common Cathode only 85p.
 DL787 Red 0.3in LED 7 segment display C Anode £1.35.
 HBM3 Type D 12in 3 digit LED C.C. Red £1.85; 4 for £3.90.
 MAN3M 5 12in 7 segment display Red C.C. 40p.
 MK562520 Alarm Clock IC £5.80; CT7001 £8.90.
 MK562520 plus 4 DL784 £8.90; MK562520 plus 8 DL784 £10.45; CT7001 plus 4 DL784 only £16.80; CT7001 plus 8 DL784 £12.70.
 PCBs for MK562520 Inc. 1 C sht £2.45; PCB for 4/8 DL784 £1.35; 75489 LED dig. driver £1.62; 75481 quad seg. driver 81p 15 A E for oct.
 Other displays, clock and calculator ICs are available—Telephone (9.30 am to 7 pm) or send S.A.E. for list.
 SOLDERCON IC Socket Pins 100 pins for 50p; 300 pins for £1.50; 1,000 pins for £4.80; 3,000 pins for £18.50 (instructions supplied) Send S.A.E. for sample
 Nylon supports available—Samples enclosed with any pin order
 RCA CMOS Date Book £1.50 (No VAT on book)
SINTEL, 53B ASTON STREET, OXFORD. Tel. (0865) 43203

SUPERB INSTRUMENT CASE by Bazelli, manufactured from heavy duty PVC based steel. Hundreds of radio, Electronics and Hi-Fi enthusiasts are choosing the case they require from our range of over 200 models. Largest choice at highly competitive prices, why pay more? Fast despatch. Free literature (stamp would be appreciated). BAZELLI, Department No. 25, St. Wilfrid's, Foundry Lane, Halton, Lancaster, LA2 6LT.

12 VOLT 21in 13 watt FLUORESCENT LIGHTING (by THORN/AE)

with diffuser and on/off switch. Ideal. caravan, boat, emergency lighting, etc.

Guaranteed

£5.50 Inc. VAT and post. List price £7.02 inc. VAT.
SALOP ELECTRONICS Tel. 53206
 23 Wyle Cop, Shrewsbury Shropshire

TRIACS (plastic) 10A/400V 64p (60p for 3+). Diac 19p. NE555V 58p (55p for 3+). LED's 0-2 in. dia. red 20p; amber, green, yellow, 25p. P. & P. 10p. Add VAT. C.W.O. T. K. ELECTRONICS, 106 Studley Grange Road, London, W7 2LX.

ibre optic suppliers

MARE'S TAILS. Build a decorative display with this professionally finished unit, 22in diameter with 7,000+ fibres. Looks immaculate. £11.
FIBROFLEX SIZE 1. Flexible 440 strand glass light conduit. bundle dia. 1.14mm. 48p per metre (£3 per 10m).
FIBROFLEX SIZE 4. 2.28mm bundle dia. £1.50 per metre (£12 per 10m).

CROFON 1610. 64-strand plastic light conduit, bundle dia. 1.8mm. 2.0; 3.3mm. LED 28 p per metre. £3.30 per 10m.
PLASTIC OPTICAL MONOFIBRE. For multiple illumination from one source, displays, internal illumination, effects, optical coupling, etc.
 FP20 (0.5mm dia.)—50p per 10m; £4 per 100m.
 FP40 (1mm dia.)—£2.20 per 10m; £22 per 100m.
 FP60 (1.5mm dia.)—£4 per 10m; £30 per 100m.
OPTIKIT 103. Contains 2m Crofon 1610 plus 5m each FP20, FP40, FP60 plus polishing compound. A handy pack for the experimenter. £4.70.

LENSES AND REFLECTORS. We stock a range of 8 lenses and 5 reflectors for use in proximity detectors, intruder detectors, batch counters, tachometers, short range optical communications.

OPTIKIT L6. 1 each of 6 lenses. £2.50.
OPTIKIT RR5. 1 each of 5 reflectors. £1.50.
CIRCULAR POLARISERS. Cut that glare. Reduce specular reflection by up to 20x—enhance contrast on CRTs, LED displays, nixies, instruments, etc. Available in red/amber/green/neutral. 50mm square 60p; 75mm £1.20; 150mm £4.
LINEAR POLARISERS. For light valves, stress analysis. Type HN32. Type KN42 for high temp. use in projectors. Use a pair to make a psychical light show. Price as for circular polarisers.

LIGHT SOURCES AND DETECTORS: MV54 Miniature (2mm) Red LED, 20p (10+ 10p); MLED50 TO92 Red LED, 20p (10+ 10p); MLED82 Infra-Red Emitter, 30p (10+ 27p); XC209-R 3mm Red LED, 20p (10+ 10p); XC209-Y or -G Yellow/Green, 30p (10+ 27p); 2N5777 High Sensitivity Photodetector Silicon Detector, gain x 2,500, 50p (10+ 45p); MRD150 Silicon Phototransistor—high speed, 4us good sensitivity, 70p (10+ 87p).

NEW MLS283. Latest Motorola Light Activated SCR. High sensitivity 10mW/cm²; high current 400mA (5A peak), 60V. Switch small motors or relay direct from optical control, up to 24W power. £1.20 (10+ £1.10).

SE05B ULTRASONIC TRANSDUCER. For remote control 40kHz. Tx/Rx pair, £3.50.

Please add 8% VAT to prices above. Send 9in x 4in S.A.E. for short form list.

FIBRE OPTIC SUPPLIERS

(Dept. PE), 2 Loudon Road Mews
 London NW8 0DN
 (Please note change of address)

MISCELLANEOUS

CONTINUED PAGE 446

EDUCATIONAL

C AND G EXAMS

Make sure you succeed with an ICS home study course for Can G Electrical Installation Work & Technicians, Radio/TV/Electronics Technicians, Telecomms Technicians and Radio Amateurs.

COLOUR TV SERVICING

Make the most of the current boom! Learn the techniques of servicing Colour and Mono TV, sets through new home study courses, approved by leading manufacturers.

TECHNICAL TRAINING

Home study courses in Electronics and Electrical Engineering, Maintenance, Radio, TV, Audio, Computer Engineering and programming. Also self-build radio kits. Get the qualifications you need to succeed.

Free details from:

**INTERNATIONAL
CORRESPONDENCE SCHOOLS**
Dept. 730, Intertext House, London
SW8 4UJ
Or phone 01-622 9911 (All hours)

TELEVISION TRAINING

16 MONTHS' full-time practical and theoretical training course in Radio and TV Servicing (Mono and Colour) for beginners.

13 WEEKS' full-time Colour TV Servicing course. Includes 100 hours practical training. Mono revision if necessary. Good electronics background essential.

NEXT SESSION commences on April 21st.

Prospectus from London Electronics College, Dept. A5, 20 Penywern Road, London SW5 9SU. Tel. 01-373 8721.

SITUATIONS VACANT

**MEN!
£90 p.w.
can be yours**

Jobs galore! Tens of thousands of new computer personnel needed over the next few years alone. With our revolutionary, direct-from-America, course, you train as a Computer Operator in only 4 weeks!

It can pay around £35 p.w. as a starter and can reach over £90 p.w.

After training, our exclusive appointments bureau—one of the world's leaders of its kind—introduces you FREE to world-wide opportunities. Write or 'phone TODAY, without obligation.

**London Computer Operators
Training Centre Y35, Oxford Hse.**
9-15 Oxford St., W.1. Tel. 01-734 2874

APPOINTMENTS

ELECTRONIC CRAFTSMEN

Is your present job routine and uninteresting?

We are a research establishment and our craftsmen are engaged on a wide variety of work in the fields of prototype and small batch wiring and assembly, test and inspection, maintenance fault finding and repair. Why not join us and enjoy working in first class conditions in the country.

You can expect gross earnings including overtime of £45 per week, and we can offer good housing at low rental (for applicants who reside outside the radius of our Assisted Travel Area) together with 3 weeks' paid holiday with holiday bonus, free pension and excellent sick benefit scheme.

Applicants who should have served a recognised apprenticeship or have had equivalent training together with experience in one of the fields detailed should 'phone Tadley 4111 (STD 073-56 4111) Ext. 5230, or write to:

**Industrial Recruitment Officer
(PA/77/PE) Procurement Executive
Ministry of Defence
AWRE Aldermaston
Reading, Berks. RG7 4PR**

ELECTRONICS VACANCIES

Ministry of Defence Experimental Establishment in the Lake District requires experienced electronics mechanics to build, develop and diagnose a wide range of instrumentation.


Rate of pay for 40 hour, 5 day week £33-41 plus Productivity Bonus of £4 and Cost of Living Allowance of £4-40 per week.

The posts are pensionable, there is a sick pay scheme, three weeks' annual paid holiday and an assisted travel scheme. There is a prospect of housing accommodation within a reasonable period for a married man, hostel accommodation is immediately available for single men.

If you have served a recognised apprenticeship or have had equivalent service training and would like to work in a beautiful part of the country, send for an application form to:

**Personnel Officer
Ministry of Defence (Procurement Executive)
Eskmeals
Bootle Station
CUMBRIA LA19 5YR**

Telephone: Ravenglass 214/5/6



Oil Exploration

G.S.I. Ltd, a subsidiary of Texas Instruments requires technicians with approximately four years experience in maintenance and repair of digital and analogue electronic equipment and qualified to ONC/HNC or City & Guilds (F.T.C.).

The openings available are in overseas marine seismic operations and are based on a 26 month contract with opportunities for home leave during this period.

The type of people we are looking

for are single men who want a career that involves travel, work on ship-board Texas Instruments navigation and seismic digital recording equipment but will still be prepared to get their hands dirty.

If you feel that you fit the qualifications listed and are looking for a job that is not "9 a.m. to 5 p.m." contact David Kennedy, Personnel Department, G.S.I. Ltd, Canterbury House, Sydenham Road, Croydon, Surrey. Tel: 01-686 6511, ext 257.

Geophysical Service International Ltd.

MISCELLANEOUS CONT'D

P.E. MINISONIC HOUSING with ready drilled front panel teak finish, **£5.50** inclusive p. & p. Other cabinets built on request and specification from: D. M. BAILEY, 49 The Glen, Rainham, Essex.

IC SOCKET PINS for low cost mounting of 8 to 40 pin DILs. **50p** (+ 4p VAT) for strip of 100, **£1.50** (+ 12p VAT), for 3 x 100, **£4** (+ 32p VAT) for 1,000. Instructions supplied—send S.A.E. for sample. 10p P. & P. for orders under £2. SINTEL, 53b Aston Street, Oxford. Tel. 0865 43203.

STEREO Pickup Pre-amp RIAA.

Suitable p.u.'s 2-10mv output. Features ultra low noise IC 70dB. type. Max. output up to 1v. rms. (dep. on input). Frequency Response 20Hz-100KHz. Mains powered for easy installation.

£5-95 incl. VAT. P. & P. 15p.

S.A.E. for details of other modules.

P. F. STEVENS Electro-Acoustics
8A CLARENCE ROAD
SOUTH BENFLEET, ESSEX

LOW COST I.C. MOUNTING. 100 I.C. pin sockets **60p**. Quantity rates. S.A.E. details and sample. 7 and 8 hole plastic supports **5p**/pair. (P. & P. 5p/order). LED (MLED500) **20p** each post free. Quantity rates. P.K.G. ELECTRONICS, Oak Lodge, Tansley, Derbyshire, DE4 5FE.

MINI ACCUMULATORS

2 volt MULTI-USE Sealed Lead Acid Rechargeable Cells.

Size L450—1'4" x 1'1" x 0'44". 3 for **£1.85** inc. P. & P.

Size GA2—1'7" x 1'3" x 0'5". 3 for **£2.35** inc. P. & P.

GARFIELDS, 269 Rye Lane, London, S.E.15

PRINTED CIRCUIT BOARDS. Manufacturer's offer: PCB's for ALL "P.E. and P.W." projects published after June, 1974, at ONE price, **70p** each. Any 5 **£2.85**. PRODUCTION SPACE available for: PCB Production, PCB and Electronic Design to Spec.: electroplating, silk-screening, roller and electro tinning. All art-work and photography undertaken. Send basic circuit, P.C layout or P.C. master stating quantity required for estimate by return, or phone: W.K.F. ELECTRONICS, Dept. P.C., Welbeck Street, Whitwell, Worksop, Notts., 880 4TW. Tel.: Whitwell (Derbys.) 695.

BUILD THE TREASURE TRACER MK III Metal Locator



- Varicap tuning
- Britain's best selling metal locator kit
- Weights only 22oz
- Speaker and earphone operation
- Knocks down to only 17in
- Prebuilt search coil assembly
- Five transistor circuit
- Thoroughly professional finish
- You only need soldering iron, screwdriver, pliers and snips
- As seen on BBC-1 & BBC-2 TV

Send s.a.e. for leaflet

Complete **£9.80** Built, tested and guaranteed **£13.75**
P. & P. 80p 78p VAT P. & P. 80p + £1.10 VAT

MINIKITS ELECTRONICS, 69 CLEVELAND ROAD, LONDON E18 2AN (Mail Order Only)

FANTASTIC NEW MICROTEST 80

MEASURES ONLY


90 x 70 x 18mm
ELECTRONIC ZERO Ω



Amazing Value at **£11.95**
8 fields of measurement
and 40 ranges

PRINTED CIRCUIT BOARD IS REMOVABLE WITHOUT SOLDERING

Volts d.c. 6 ranges: 100mV, 2V, 10V, 50V, 200V, 1,000V (20kΩ/V). 2% precision on d.c. and a.c.
Volts a.c. 3 ranges: 1-5V, 10V, 50V, 250V, 1,000V (4kΩ/V)
Amp. d.c. 6 ranges: 500μA, 500μA, 5mA, 50mA, 500mA, 5A
Amp. a.c. 5 ranges: 250μA, 2.5mA, 25mA, 250mA, 2.5A
Ohms 4 ranges: Low Ω, Ω x 1, Ω x 10, Ω x 100 (from 1/10 Ω until 5MΩ)
V Output 5 ranges: 1-5V, 10V, 50V, 250V, 1,000V
Decibels 5 ranges: +6dB, +22dB, +36dB, +50dB, +62dB
Capacity 4 ranges: 25μF, 250μF, 2,500μF, 25,000μF



SUPERTESTER 680R IC

20,000 Ohm per Volt sensitivity
Fully screened against external magnetic fields
Scale width and small case dimensions (128 x 95 x 32mm)
Accuracy and stability (1% in D.C., 2% in A.C.) of indicated reading
Simplicity and ease of use and readability
Full range of accessories


1,000 times overload
Printed circuit board is removable without desoldering
More ranges than any other meter. Ask for free catalogue.
Accessories (extra) available to convert Microtest 80 and Super Tester 680R into following: LIGHT METER, GAUSS METER, ELECTRONIC VOLTMETER, AMPER-CLAMP, TRANSISTOR TESTER, TEMPERATURE PROBE, PHASE SEQUENCE INDICATOR, Ω x 100kΩ Multiplier, SIGNAL INJECTOR—Send for details.

£18.50
Accessories Extra

MORE RANGES FOR LESS MONEY!


AC/DC Multimeter type U4324

A-DC 0.06-3A-6 Ranges.
A-AC 0.3-3A-5 Ranges.
V-DC 0.6-1200 V-8 Ranges.
V-AC 3-900 V-8 Ranges.
Frequency in the range of 45 to 20KHz. Resistance 500 ohm to 5 Mohm—5 ranges. Decibel -10 to +12dB. Accuracy: ±2.5%. DC +4%. AC. Dimensions: 187 x 98 x 63mm.
Only **£8.85**



ALPHANUMERIC NIXIE TUBES B7971

The Alphanumeric NIXIE tube has the ability to display all the letters of the alphabet, numerals 0 thru 9 and special characters in a single tube. From the standpoint of both readability and electrical characteristics, the Alphanumeric NIXIE tube provides many unique benefits including * 170V-21mA * All d.c. operation * Uniform, continuous line characters of equal height * Memory with simple solid state driver circuits * Readability in high ambient light 200 footcandle brightness * Long life with no loss of brightness * Character height 2 1/2in.



Bases for above 80p each.
Price only **99p** each plus 16p P./P.

JUST ARRIVED!

NUMERIC INDICATOR TUBES

Ultra-long life, high quality, 0-9 and 2 independent decimal points. Supply voltage 200V d.c. Current 14mA. Pulse duration 100us. Character height 0.51, overall size 1-4.

Brand new, guaranteed. Surplus to manufacturer's requirements. Type B5853at

1-25 **£1.00**; 25 + **90p**; 100 + **80p**;
1,000 + price on application.

Add 8% VAT to all items + 35p P. & P.
ELECTRONIC BROKERS LTD.
49-53 Pancras Road, London NW1 2QB
Tel. 01-837 7781

EVEREST INSTRUMENTS LIMITED

34 Shakespeare Street, Nottingham
Tel. (0602) 45466

All prices quoted include P & P and VAT. Min order £1. C.W.O. only. 12 x 10m S.A.E. for full lists. Trade enquiries invited

TRANSFORMERS

| | | |
|-------------------|------|-------|
| 6.3V | 1.5A | £1.66 |
| 6.3V | 3.0A | £1.90 |
| 9.0V | 1.0A | £1.66 |
| 12.0V | 1.5A | £1.90 |
| 12.0V | 3.0A | £2.74 |
| 6-0-6V | 0.5A | £1.78 |
| 9-0-9V | 0.5A | £1.78 |
| 9-0-9V | 1.0A | £2.03 |
| 10-0-10V | 2.0A | £2.73 |
| 12-0-12V | 1.0A | £2.02 |
| 12-0-12V | 2.0A | £3.05 |
| 12-0-12V | 3.0A | £3.82 |
| 15-0-15V | 1.0A | £2.02 |
| 18-0-18V | 2.0A | £3.93 |
| 0-10-12-14-16-18V | 4.0A | £4.17 |
| 0-5-20-30-40-60V | 2.0A | £5.95 |

Battery charger transformers 8V and 12V

| | |
|-------|--------|
| 1.0A | £2.14 |
| 2.0A | £2.98 |
| 4.0A | £3.93 |
| 30W | £2.62 |
| 50W | £3.33 |
| 100W | £4.78 |
| 150W | £6.07 |
| 200W | £7.85 |
| 800W | £15.47 |
| £3.21 | |
| £1.55 | |
| 24p | |

Bulk tape eraser

15-8-3 ohm 12W matching
Transistor driver 4 1 + 1

P.C. BOARD

Single sided s.r.b.p. 50p/sq ft
Single sided fibre glass 85p/sq ft
Double sided fibre glass 85p/sq ft
(Cut in multiples of 6in, i.e. 6 x 6, 6 x 12, 12 x 12, 12 x 18)

Circuit etchant 250ml 50p
1lb Ferric chloride 50p

ELECTROLYTICS

| | | | | | |
|---|------|-----|---------|-----|------|
| Tubular with axial leads except where stated. | | | | | |
| 47mF | 4V | 7p | 200mF | 25V | 11p |
| 100mF | 4V | 7p | 470mF | 25V | 15p |
| 330mF | 4V | 7p | 1250mF | 25V | 24p |
| 33mF | 6.3V | 7p | 5000mF† | 25V | 89p |
| 68mF | 6.3V | 7p | 1000+ | | |
| 470mF | 6.3V | 9p | 1000mF† | 30V | 32p |
| 1000mF | 6V | 11p | 2500mF† | 30V | 40p |
| 22mF | 10V | 7p | 6.8mF | 40V | 7p |
| 25mF | 10V | 7p | 15mF | 40V | 7p |
| 47mF | 10V | 7p | 100mF | 40V | 8p |
| 100mF | 10V | 7p | 1000mF† | 50V | 35p |
| 220mF | 10V | 7p | 1mF | 63V | 7p |
| 330mF | 10V | 9p | 2.2mF | 63V | 7p |
| 15mF | 16V | 7p | 4.7mF | 63V | 7p |
| 33mF | 16V | 7p | 10mF | 63V | 7p |
| 68mF | 16V | 7p | 15mF | 63V | 7p |
| 220mF | 16V | 9p | 22mF | 63V | 7p |
| 33mF | 16V | 12p | 32mF | 63V | 9p |
| 1000mF | 16V | 29p | 800mF† | 63V | 32p |
| 10mF | 25V | 7p | 2500mF† | 63V | 89p |
| 22mF | 25V | 7p | 4700mF† | 63V | 145p |
| 47mF | 25V | 7p | | | |
| 100mF | 25V | 7p | | | |
| 150mF | 25V | 7p | | | |
| | | | | | |

Oddments to clear:
50mF at 50V tubes 5p
250mF at 60V cans 10p
300mF at 10V p/c 5p
100 + 250mF at 350V cans 30p
0.03mF at 200V tantalum 5p


SPEAKERS

| | |
|---------------------------------------|--------|
| 2 1/2in EMI 8 ohm tweeter 97492AT | 84p |
| 3in Goodmans 8 ohm tweeter 51CAD | £1.43 |
| 3in Audaux 8 ohm tweeter 6 STWB6 | £1.55 |
| 5in Audaux 8 ohm bass HFIE8 | £4.17 |
| 5in EMI 8 ohm bass 3472BW | £5.36 |
| 5in EMI 8 ohm 14A/564B | £1.18 |
| 6 1/2in EMI d.cone 8 ohm 93850CC | £4.84 |
| 7 x 4in EMI 15 ohm 99950AN | £1.79 |
| 8 x 5in EMI d.cone 4 or 8 ohm 10 watt | £3.22 |
| 10 x 8in EMI 8 ohm 93870KG H | £2.26 |
| 10 x 8in EMI 8 ohm mid-range 93870CH | £5.36 |
| 10 x 8in EMI 8 ohm 20 watt | £11.90 |
| 10 x 8in Elac 8 ohm d.cone 610RM59 | £3.57 |
| 8in Elac 8 ohm 8RM.306 | £3.57 |
| 8in Celebration 8 ohm d.cone P58 9858 | £3.57 |
| 12in EMI 25 watt 8 ohm 14A 1200CP | £13.89 |
| 13 x 8in EMI 20 watt 8 ohm 92390GK H | £5.55 |
| 13 x 8in EMI 25 watt 8 ohm 92390GF H | £10.12 |

MISCELLANEOUS

| | |
|--|--------|
| SWR 10 swr single meter | £8.20 |
| SWR 50 swr and power twin meter | £12.20 |
| illuminated (12V) ede meter 130A | £1.95 |
| 5 x 7 led alpha numeric matrix 14 di | £3.00 |
| BB113 triple varicaps | 30p |
| Dual reed relays 35 ohm coil 2 reeds N O | 40p |
| BC177 complementary to BC107 | 20p |
| AC128 | 30p |
| 10kΩ lin stereo pots | 45p |
| 100kΩ log stereo pots plus D P switch | 45p |
| 250 ohm lin pots plus S P switch 2in shaft | 20p |
| 110V solenoids | 25p |
| 8280A BCD decade counter | £1.05 |
| Twin tuning 300 + 250pF with ganged 100kΩ pot for varicap tuning | 40p |
| 3-70pF disc compression trimmers | 8p |
| 0.47mF at 100V polycarbonate | 16p |
| 1.0mF at 100V polycarbonate | 12p |
| 0.01mF at 160V tubular polyester | 4p |
| 0.04mF at 600V | 4p |
| 0.0033mF at 1500V | 8p |
| 250ml plastic bottles for etching solution | 15p |
| 250V C280 Capacitors | |
| 0 01, 0.015, 0.022, 0.047 | 2p |
| 0 1 | 3p |
| 0 33 | 3p |
| 1 | 12p |
| 2 | 20p |

SYNTHESISER Modules by Dewtron®



The synthesiser illustrated was built using Dewtron modules, as sold to constructors for some years now. With over 10 years' experience in mail-order, we have supplied many famous people and groups. Over 30 types of synthesis modules, some of extremely precision design, e.g. VCO-2 log-law oscillator; 3-wave o/p/s; sample/hold/envelope module; pitch-to-voltage module allowing a whole equipment to "play itself" in unison/harmony with any solo input or voice. Modules for sequencer construction, too. Famous "Modumatrix" patching system makes other patching a thing of the past! Send just 15p for full catalogue to:

D.E.W. LTD.

254 Ringwood Road, Ferndown
Dorset BH22 9AR

P.E. ORION

Complete kit of semiconductors £9.95
High quality printed circuit £2.95

THIS GLASS FIBRE P.C.B. IS ROLLER TINNED AND
SCREEN PRINTED WITH COMPONENT LOCATIONS.

FERRANTI semiconductors

| | | | | | | | |
|--------|-----|--------|-----|------------|-----|--------------|-----|
| BFS59 | 18p | ZTX304 | 25p | ZTX504 | 55p | ZS170 | 14p |
| BFS60 | 21p | ZTX310 | 12p | ZTX510 | 25p | ZS171 | 16p |
| BFS61 | 21p | ZTX311 | 14p | ZTX530 | 29p | ZS172 | 22p |
| BFS96 | 19p | ZTX312 | 14p | ZTX531 | 34p | ZS174 | 26p |
| BFS97 | 23p | ZTX313 | 16p | ZTX550 | 25p | ZS176 | 33p |
| BFS98 | 23p | ZTX314 | 17p | ZTX551 | 27p | ZS178 | 58p |
| ZTX107 | 12p | ZTX330 | 21p | 2N3055 | 76p | ZS270 | 15p |
| ZTX108 | 9p | ZTX331 | 23p | | | ZS271 | 22p |
| ZTX109 | 14p | ZTX382 | 15p | | | ZS272 | 25p |
| ZTX212 | 14p | ZTX383 | 19p | * DIODES * | | ZS274 | 29p |
| ZTX213 | 15p | ZTX384 | 23p | ZS121 | 16p | ZS276 | 38p |
| ZTX214 | 19p | ZTX450 | 23p | ZS122 | 19p | ZS278 | 61p |
| ZTX239 | 16p | ZTX451 | 25p | ZS123 | 25p | | |
| ZTX300 | 16p | ZTX500 | 16p | ZS124 | 29p | * ZENERS * | |
| ZTX301 | 17p | ZTX501 | 17p | ZS140 | 26p | KSO30A | 10p |
| ZTX302 | 23p | ZTX502 | 23p | ZS141 | 40p | KS180A | 28p |
| ZTX303 | 18p | ZTX503 | 18p | ZS142 | 39p | BZV19 series | 15p |

MOTOROLA BD699 £1-10, BD700 £1-22, MJE2955 £1-30, MJE3055 75p.
SIGNETICS UA748CV operational amplifier 55p each.
RCA PRICES SLASHED! CA3090Q stereo decoder only £3-25 each.
ZN414 THE FAMOUS FERRANTI RADIO I.C. Only £1-32 with data.
SCORPIO Mk. II. Complete kit of semiconductors £5-65 (State 6V or 12V).
ALL DEVICES SOLD BY US ARE TOP GRADE, BRAND NEW AND TO FULL
MANUFACTURER'S SPECIFICATION. We do not sell seconds or rejects. We are
specialists in FERRANTI semiconductors and can supply any device to order.
S.A.E. for quote. Send S.A.E. for our free data sheet and price list for FERRANTI
semiconductors.

POSTAGE AND PACKING 10p. FREE ON ORDERS OVER £3
ALL OUR PRICES INCLUDE VAT

DAVIAN ELECTRONICS

PO BOX 38, OLDHAM, LANCs, OL2 6XJ


hurst

ELECTRONICS

92 Warwick Road, Ealing, London W5 5PT

Telephone: 01-567 0424

HE 100 100 WATT POWER AMP MODULE



- ★ Includes large black anodised heatsink—no further heatsinks required.
- ★ Top grade glass-fibre P.C.B.
- ★ Uses high quality components.
- ★ Fully protected—short/open circuit proof.
- ★ Only 5 external connections.
- ★ Fully guaranteed.

TECHNICAL SPECIFICATIONS

- ★ Power output : 106W, R.M.S. into 8Ω
- ★ Distortion : 0.8% at full O/P. Typ. 0.4%
- ★ Frequency response : 15Hz-23kHz
- ★ Signal to noise : Better than -96dB
- ★ Input sensitivity : 0dB (0.775V)
- ★ Input impedance : 10kΩ
- ★ Supply volts : 45-0-45V

Price £20.64 inc. VAT/P. & P.

HE300 (POWER SUPPLY FOR HE100)

Price £12.95 inc. VAT/P. & P.

NOTE: Power supply HE300 supplied only in kit form. Power supply cannot be supplied with transformer outside United Kingdom. Cost less transformer: £7.25.

CASED AMPLIFIERS (Slave type for P.A. and disco use).
PRX100, 100W Mono, £75.06 (inc. VAT)
PRX200, 200W Mono, £142.51 (inc. VAT)
PRX100S, 100W per channel stereo, £142.51 (inc. VAT)
PRX200S, 200W per channel stereo, £253.80 (inc. VAT)

Front panels complete with in/out sockets and level control, etc. for use with modules. Please ask for details.

| | | | | | | | | | | | | | | | | | | | | | | | | | | | | | | | | | | | | | | | | | | | | | | | | | | | | | | | | | | | | | | | | | | | | | | | | | | | | | | | | | | | | | | | | | | | | | | | | | | | | | | | | | | | | | | | | | | | |
|--|------------|------|-------|--|------|------|-----|--|-----|------|------|--|-------|------|-----|--|-----|-------|-----|------|-----|------|-------|------|-----|------|------|-------|-----|------|-----|------|--|------|-----|------|-----|------|------|------|-------|------|-----|------|-------|------|-----|------|-------|------|-----|------|--------|------|-----|-------|--|------|-----|------|------|-------|------|-------|-----|------|-------|-------|------|--------|------|------|--------|-------|------|--|--|--|--|---|------------|-----|-------|---|------|--|--|--|------|----|------|--|--|--|------|-----|------|--|--|--|------|-----|------|--|--|--|------|-----|------|--|--|--|------|-----|------|
| TTL I.C.s <table border="1"> <tr><td>7400</td><td>13p</td><td>7441</td><td>74p</td><td>7476</td><td>34p</td></tr> <tr><td>7401</td><td>14p</td><td>7442</td><td>85p</td><td>7480</td><td>85p</td></tr> <tr><td>7402</td><td>14p</td><td>7443</td><td>85p</td><td>7486</td><td>34p</td></tr> <tr><td>7403</td><td>18p</td><td>7444</td><td>85p</td><td>7489</td><td>300p</td></tr> <tr><td>7404</td><td>18p</td><td>7445</td><td>18p</td><td>7491</td><td>70p</td></tr> <tr><td>7405</td><td>18p</td><td>7446</td><td>18p</td><td>7492</td><td>45p</td></tr> <tr><td>7406</td><td>18p</td><td>7447</td><td>30p</td><td>7493</td><td>40p</td></tr> <tr><td>7410</td><td>14p</td><td>7448</td><td>70p</td><td>7490</td><td>40p</td></tr> <tr><td>7413</td><td>32p</td><td>7470</td><td>30p</td><td>74107</td><td>30p</td></tr> <tr><td>7414</td><td>72p</td><td>7473</td><td>32p</td><td>74122</td><td>78p</td></tr> <tr><td>7416</td><td>33p</td><td>7474</td><td>32p</td><td>74123</td><td>70p</td></tr> <tr><td>7420</td><td>14p</td><td>7475</td><td>40p</td><td>74141</td><td>70p</td></tr> </table> | | | | 7400 | 13p | 7441 | 74p | 7476 | 34p | 7401 | 14p | 7442 | 85p | 7480 | 85p | 7402 | 14p | 7443 | 85p | 7486 | 34p | 7403 | 18p | 7444 | 85p | 7489 | 300p | 7404 | 18p | 7445 | 18p | 7491 | 70p | 7405 | 18p | 7446 | 18p | 7492 | 45p | 7406 | 18p | 7447 | 30p | 7493 | 40p | 7410 | 14p | 7448 | 70p | 7490 | 40p | 7413 | 32p | 7470 | 30p | 74107 | 30p | 7414 | 72p | 7473 | 32p | 74122 | 78p | 7416 | 33p | 7474 | 32p | 74123 | 70p | 7420 | 14p | 7475 | 40p | 74141 | 70p | 5314 Clock Chip 24 pin DIL 650p. Alarm Clock Chip 40 pin DIL (similar MM5316) 750p. 5001 12 Digit Calculator Chip 28 pin DIL 485p. (All above supplied with full data; data separately 25p each + S.A.E.) PC Keyboard (0-9, decimal, 4 function, C, K, keys). Size: 2-36" x 3-76" x 0-45" 400p. | | | | Popular Op Amps 709 OPA with ext. comp. 28p 710 DIL comparator 40p 741 OPA with int. comp. (8 pin DIL) 23p 747 Dual 741 70p 748 OPA with ext. comp. 38p | | | | MFC6040 Electronic Attenuator 80p MFC8070 Zero Voltage Switch 250p NE538 FET Op. Amp. 280p NE555 Timer 8 pin DIL 50p NE556 Dual 555 14 Pin DIL 100p NE560 PLL 16 Pin DIL 325p NE561 PLL with AM Demod. 16 pin 370p NE562 PLL with VCO 16 Pin 325p NE565 PLL 14 Pin DIL 280p NE566 Function Generator 8 Pin DIL 200p NE587 PLL Tone Decoder 8 pin DIL 150p TA8570 AM/FM Radio receiver 260p TA8800 5 Watt Audio Amp. 80p TA8810 7 Watt Audio Amp. 80p TA8820 2 Watt Audio Amp. 100p ZN414 TRF Radio Receiver 110p ICL8038 Voltage Controlled Osc. 14 pin DIL 275p Data sheets on above I.C.s 10p each. | | | | | | | | | | | | | | | | | | | | | | | | | | | | | | | |
| 7400 | 13p | 7441 | 74p | 7476 | 34p | | | | | | | | | | | | | | | | | | | | | | | | | | | | | | | | | | | | | | | | | | | | | | | | | | | | | | | | | | | | | | | | | | | | | | | | | | | | | | | | | | | | | | | | | | | | | | | | | | | | | | | | | | | | | | |
| 7401 | 14p | 7442 | 85p | 7480 | 85p | | | | | | | | | | | | | | | | | | | | | | | | | | | | | | | | | | | | | | | | | | | | | | | | | | | | | | | | | | | | | | | | | | | | | | | | | | | | | | | | | | | | | | | | | | | | | | | | | | | | | | | | | | | | | | |
| 7402 | 14p | 7443 | 85p | 7486 | 34p | | | | | | | | | | | | | | | | | | | | | | | | | | | | | | | | | | | | | | | | | | | | | | | | | | | | | | | | | | | | | | | | | | | | | | | | | | | | | | | | | | | | | | | | | | | | | | | | | | | | | | | | | | | | | | |
| 7403 | 18p | 7444 | 85p | 7489 | 300p | | | | | | | | | | | | | | | | | | | | | | | | | | | | | | | | | | | | | | | | | | | | | | | | | | | | | | | | | | | | | | | | | | | | | | | | | | | | | | | | | | | | | | | | | | | | | | | | | | | | | | | | | | | | | | |
| 7404 | 18p | 7445 | 18p | 7491 | 70p | | | | | | | | | | | | | | | | | | | | | | | | | | | | | | | | | | | | | | | | | | | | | | | | | | | | | | | | | | | | | | | | | | | | | | | | | | | | | | | | | | | | | | | | | | | | | | | | | | | | | | | | | | | | | | |
| 7405 | 18p | 7446 | 18p | 7492 | 45p | | | | | | | | | | | | | | | | | | | | | | | | | | | | | | | | | | | | | | | | | | | | | | | | | | | | | | | | | | | | | | | | | | | | | | | | | | | | | | | | | | | | | | | | | | | | | | | | | | | | | | | | | | | | | | |
| 7406 | 18p | 7447 | 30p | 7493 | 40p | | | | | | | | | | | | | | | | | | | | | | | | | | | | | | | | | | | | | | | | | | | | | | | | | | | | | | | | | | | | | | | | | | | | | | | | | | | | | | | | | | | | | | | | | | | | | | | | | | | | | | | | | | | | | | |
| 7410 | 14p | 7448 | 70p | 7490 | 40p | | | | | | | | | | | | | | | | | | | | | | | | | | | | | | | | | | | | | | | | | | | | | | | | | | | | | | | | | | | | | | | | | | | | | | | | | | | | | | | | | | | | | | | | | | | | | | | | | | | | | | | | | | | | | | |
| 7413 | 32p | 7470 | 30p | 74107 | 30p | | | | | | | | | | | | | | | | | | | | | | | | | | | | | | | | | | | | | | | | | | | | | | | | | | | | | | | | | | | | | | | | | | | | | | | | | | | | | | | | | | | | | | | | | | | | | | | | | | | | | | | | | | | | | | |
| 7414 | 72p | 7473 | 32p | 74122 | 78p | | | | | | | | | | | | | | | | | | | | | | | | | | | | | | | | | | | | | | | | | | | | | | | | | | | | | | | | | | | | | | | | | | | | | | | | | | | | | | | | | | | | | | | | | | | | | | | | | | | | | | | | | | | | | | |
| 7416 | 33p | 7474 | 32p | 74123 | 70p | | | | | | | | | | | | | | | | | | | | | | | | | | | | | | | | | | | | | | | | | | | | | | | | | | | | | | | | | | | | | | | | | | | | | | | | | | | | | | | | | | | | | | | | | | | | | | | | | | | | | | | | | | | | | | |
| 7420 | 14p | 7475 | 40p | 74141 | 70p | | | | | | | | | | | | | | | | | | | | | | | | | | | | | | | | | | | | | | | | | | | | | | | | | | | | | | | | | | | | | | | | | | | | | | | | | | | | | | | | | | | | | | | | | | | | | | | | | | | | | | | | | | | | | | |
| ACCESSORIES OIL SOCKETS (L.P.) 8 pin 12p, 14 pin 13p, 16 pin 14p. Mica + bushes for TO3 and TO66 6p. | | | | BRIDGE RECTIFIERS <table border="1"> <tr><td>250mA</td><td>50V</td><td>100V</td><td>400V</td><td>600V</td></tr> <tr><td>1 Amp</td><td>18p</td><td>27p</td><td>45p</td><td>48p</td></tr> <tr><td>2 Amp</td><td>22p</td><td>24p</td><td>35p</td><td>48p</td></tr> <tr><td>4 Amp</td><td>—</td><td>—</td><td>—</td><td>—</td></tr> <tr><td>6 Amp</td><td>55p</td><td>60p</td><td>78p</td><td>—</td></tr> </table> | | | | 250mA | 50V | 100V | 400V | 600V | 1 Amp | 18p | 27p | 45p | 48p | 2 Amp | 22p | 24p | 35p | 48p | 4 Amp | — | — | — | — | 6 Amp | 55p | 60p | 78p | — | SCR—THYRISTORS <table border="1"> <tr><td>50V</td><td>100V</td><td>400V</td><td>600V</td></tr> <tr><td>1 Amp</td><td>40p</td><td>45p</td><td>55p</td></tr> <tr><td>3 Amp</td><td>43p</td><td>49p</td><td>75p</td></tr> <tr><td>7 Amp</td><td>—</td><td>80p</td><td>84p</td></tr> <tr><td>16 Amp</td><td>—</td><td>82p</td><td>98p</td></tr> </table> Other C106D 45p, 2N3525 91p, 2N4444 185p | | | | 50V | 100V | 400V | 600V | 1 Amp | 40p | 45p | 55p | 3 Amp | 43p | 49p | 75p | 7 Amp | — | 80p | 84p | 16 Amp | — | 82p | 98p | TRIACS <table border="1"> <tr><td>100V</td><td>400V</td><td>500V</td></tr> <tr><td>3 Amp</td><td>85p</td><td>95p</td></tr> <tr><td>6 Amp</td><td>88p</td><td>120p</td></tr> <tr><td>10 Amp</td><td>109p</td><td>154p</td></tr> <tr><td>16 Amp</td><td>145p</td><td>180p</td></tr> </table> 40430 90p, 40486 85p, 40669 95p. DIAC for use with above triacs 21p. | | | | 100V | 400V | 500V | 3 Amp | 85p | 95p | 6 Amp | 88p | 120p | 10 Amp | 109p | 154p | 16 Amp | 145p | 180p | VOLTAGE REGULATORS <table border="1"> <tr><td>723</td><td>14 pin DIL</td><td>45p</td><td>1 Amp</td><td>Plastic</td><td>140p</td></tr> <tr><td></td><td></td><td></td><td>7805</td><td>5V</td><td>140p</td></tr> <tr><td></td><td></td><td></td><td>7812</td><td>12V</td><td>140p</td></tr> <tr><td></td><td></td><td></td><td>7815</td><td>15V</td><td>140p</td></tr> <tr><td></td><td></td><td></td><td>7818</td><td>18V</td><td>140p</td></tr> <tr><td></td><td></td><td></td><td>7824</td><td>24V</td><td>140p</td></tr> </table> | | | | 723 | 14 pin DIL | 45p | 1 Amp | Plastic | 140p | | | | 7805 | 5V | 140p | | | | 7812 | 12V | 140p | | | | 7815 | 15V | 140p | | | | 7818 | 18V | 140p | | | | 7824 | 24V | 140p |
| 250mA | 50V | 100V | 400V | 600V | | | | | | | | | | | | | | | | | | | | | | | | | | | | | | | | | | | | | | | | | | | | | | | | | | | | | | | | | | | | | | | | | | | | | | | | | | | | | | | | | | | | | | | | | | | | | | | | | | | | | | | | | | | | | | | |
| 1 Amp | 18p | 27p | 45p | 48p | | | | | | | | | | | | | | | | | | | | | | | | | | | | | | | | | | | | | | | | | | | | | | | | | | | | | | | | | | | | | | | | | | | | | | | | | | | | | | | | | | | | | | | | | | | | | | | | | | | | | | | | | | | | | | | |
| 2 Amp | 22p | 24p | 35p | 48p | | | | | | | | | | | | | | | | | | | | | | | | | | | | | | | | | | | | | | | | | | | | | | | | | | | | | | | | | | | | | | | | | | | | | | | | | | | | | | | | | | | | | | | | | | | | | | | | | | | | | | | | | | | | | | | |
| 4 Amp | — | — | — | — | | | | | | | | | | | | | | | | | | | | | | | | | | | | | | | | | | | | | | | | | | | | | | | | | | | | | | | | | | | | | | | | | | | | | | | | | | | | | | | | | | | | | | | | | | | | | | | | | | | | | | | | | | | | | | | |
| 6 Amp | 55p | 60p | 78p | — | | | | | | | | | | | | | | | | | | | | | | | | | | | | | | | | | | | | | | | | | | | | | | | | | | | | | | | | | | | | | | | | | | | | | | | | | | | | | | | | | | | | | | | | | | | | | | | | | | | | | | | | | | | | | | | |
| 50V | 100V | 400V | 600V | | | | | | | | | | | | | | | | | | | | | | | | | | | | | | | | | | | | | | | | | | | | | | | | | | | | | | | | | | | | | | | | | | | | | | | | | | | | | | | | | | | | | | | | | | | | | | | | | | | | | | | | | | | | | | | | |
| 1 Amp | 40p | 45p | 55p | | | | | | | | | | | | | | | | | | | | | | | | | | | | | | | | | | | | | | | | | | | | | | | | | | | | | | | | | | | | | | | | | | | | | | | | | | | | | | | | | | | | | | | | | | | | | | | | | | | | | | | | | | | | | | | | |
| 3 Amp | 43p | 49p | 75p | | | | | | | | | | | | | | | | | | | | | | | | | | | | | | | | | | | | | | | | | | | | | | | | | | | | | | | | | | | | | | | | | | | | | | | | | | | | | | | | | | | | | | | | | | | | | | | | | | | | | | | | | | | | | | | | |
| 7 Amp | — | 80p | 84p | | | | | | | | | | | | | | | | | | | | | | | | | | | | | | | | | | | | | | | | | | | | | | | | | | | | | | | | | | | | | | | | | | | | | | | | | | | | | | | | | | | | | | | | | | | | | | | | | | | | | | | | | | | | | | | | |
| 16 Amp | — | 82p | 98p | | | | | | | | | | | | | | | | | | | | | | | | | | | | | | | | | | | | | | | | | | | | | | | | | | | | | | | | | | | | | | | | | | | | | | | | | | | | | | | | | | | | | | | | | | | | | | | | | | | | | | | | | | | | | | | | |
| 100V | 400V | 500V | | | | | | | | | | | | | | | | | | | | | | | | | | | | | | | | | | | | | | | | | | | | | | | | | | | | | | | | | | | | | | | | | | | | | | | | | | | | | | | | | | | | | | | | | | | | | | | | | | | | | | | | | | | | | | | | | |
| 3 Amp | 85p | 95p | | | | | | | | | | | | | | | | | | | | | | | | | | | | | | | | | | | | | | | | | | | | | | | | | | | | | | | | | | | | | | | | | | | | | | | | | | | | | | | | | | | | | | | | | | | | | | | | | | | | | | | | | | | | | | | | | |
| 6 Amp | 88p | 120p | | | | | | | | | | | | | | | | | | | | | | | | | | | | | | | | | | | | | | | | | | | | | | | | | | | | | | | | | | | | | | | | | | | | | | | | | | | | | | | | | | | | | | | | | | | | | | | | | | | | | | | | | | | | | | | | | |
| 10 Amp | 109p | 154p | | | | | | | | | | | | | | | | | | | | | | | | | | | | | | | | | | | | | | | | | | | | | | | | | | | | | | | | | | | | | | | | | | | | | | | | | | | | | | | | | | | | | | | | | | | | | | | | | | | | | | | | | | | | | | | | | |
| 16 Amp | 145p | 180p | | | | | | | | | | | | | | | | | | | | | | | | | | | | | | | | | | | | | | | | | | | | | | | | | | | | | | | | | | | | | | | | | | | | | | | | | | | | | | | | | | | | | | | | | | | | | | | | | | | | | | | | | | | | | | | | | |
| 723 | 14 pin DIL | 45p | 1 Amp | Plastic | 140p | | | | | | | | | | | | | | | | | | | | | | | | | | | | | | | | | | | | | | | | | | | | | | | | | | | | | | | | | | | | | | | | | | | | | | | | | | | | | | | | | | | | | | | | | | | | | | | | | | | | | | | | | | | | | | |
| | | | 7805 | 5V | 140p | | | | | | | | | | | | | | | | | | | | | | | | | | | | | | | | | | | | | | | | | | | | | | | | | | | | | | | | | | | | | | | | | | | | | | | | | | | | | | | | | | | | | | | | | | | | | | | | | | | | | | | | | | | | | | |
| | | | 7812 | 12V | 140p | | | | | | | | | | | | | | | | | | | | | | | | | | | | | | | | | | | | | | | | | | | | | | | | | | | | | | | | | | | | | | | | | | | | | | | | | | | | | | | | | | | | | | | | | | | | | | | | | | | | | | | | | | | | | | |
| | | | 7815 | 15V | 140p | | | | | | | | | | | | | | | | | | | | | | | | | | | | | | | | | | | | | | | | | | | | | | | | | | | | | | | | | | | | | | | | | | | | | | | | | | | | | | | | | | | | | | | | | | | | | | | | | | | | | | | | | | | | | | |
| | | | 7818 | 18V | 140p | | | | | | | | | | | | | | | | | | | | | | | | | | | | | | | | | | | | | | | | | | | | | | | | | | | | | | | | | | | | | | | | | | | | | | | | | | | | | | | | | | | | | | | | | | | | | | | | | | | | | | | | | | | | | | |
| | | | 7824 | 24V | 140p | | | | | | | | | | | | | | | | | | | | | | | | | | | | | | | | | | | | | | | | | | | | | | | | | | | | | | | | | | | | | | | | | | | | | | | | | | | | | | | | | | | | | | | | | | | | | | | | | | | | | | | | | | | | | | |
| AC126/7 11p, BC212 11p, OC35 48p, 2N1308/9 28p, 2N4060 13p AC128 11p, BC213 10p, OC36 52p, 2N1613 20p, 40361 40p AC176 11p, BC214 13p, OC41/2 15p, 2N1711 20p, 40362 43p AC187 12p, BD115 55p, OC44/5 11p, 2N2219 20p, UJTS AC188 11p, BD124 75p, OC70/1/2 11p, 2N2221/2 20p, TIS43 25p AD149 43p, BD131 42p, OC73 60p, 2N2369 14p, 2N2160 70p AD161 36p, BD132 45p, OC81/2 12p, 2N2484 30p, 2N2646 35p AD162 36p, BF115 22p, OC83/4 28p, 2N2904 20p, 2N4871 31p AF114/5 43p, BF167 23p, TIP2955 70p, 2N2905 18p AF116/7 43p, BF173 25p, TIP41A 85p, 2N2926RB 80p, FETS AF239 44p, BF194 22p, TIP42A 70p, 2N2926B 80p, BF244 36p BC107/8 9p, BF195 10p, ZTX300 24p, 2N2926YG 9p, MPF102/3 30p BC109 10p, BF196 12p, ZTX500 15p, 2N3054 40p, 2N3819 20p BC147/8 9p, BF197/8 28p, ZTX504 50p, 2N3055 48p, 2N3820 37p BC149 12p, BF241 28p, 2N696 15p, 2N3442 10p, 2N3823 50p BC157 13p, BF239/30 30p, 2N919 15p, 2N3702/3 11p, 2N5457 30p BC158 12p, BFY50/1/2 15p, 2N698 30p, 2N3704/5 11p, 2N5458 30p BC159 14p, BRY39 34p, 2N706 12p, 2N3706/7 11p, 2N5459 30p BC169C 12p, MJE340 45p, 2N708 18p, 2N3708/9 9p, MOSFETS BC177 18p, MJE2955 99p, 2N930 18p, 2N3772 161p, 40803 58p BC178 17p, MJE3055 65p, 2N1131/2 18p, 2N3773 22p, 40873 56p BC179 18p, MPSU06 85p, 2N1902/3 17p, 2N3903/4 15p, 3N128 75p BC182/3 10p, OC26 47p, 2N1304/5 21p, 2N3905/6 15p, 3N140 75p BC184 11p, OC28 55p, 2N1306/7 21p, 2N4058 15p, 3N141 75p | | | | C-MOS I.C.s CD4001AE 23p CD4011AE 23p CD4012AE 23p CD4013AE 67p CD4016AE 90p CD4017AE 183p CD4023AE 23p CD4024AE 148p CD4025AE 108p CD4027AE 23p CD4030AE 82p CD4046AE 225p CD4047AE 154p | | | | OPTO-ELECTRONICS LDR ORP12 50p, ORP60 60p; Trans OCP71 85p, 2N5777 40p. LEDS TIL209 (Red) 16p, Green/Yellow 35p. Seven Segment Displays Filament 3015F 0.354in DIL 120p All LED MAN-3M 0.127in PCB 120p MAN-4 0.191in DIL 180p Reflective Bar LED LIT 704 0.33in DIL 100p LIT 707 0.33in DIL 135p LIT 747 0.63in DIL 200p 3 Digit Readouts Blidor Lens 0.127in DIL 250p Red Lens Filter 0.127in DIL 185p | | | | DIODES BY100 15p, OA200 6p, 3.3V to 33V BY126 12p, OA202 7p, 400MW 8p BY127 12p, 1N514 4p, 1-3W 18p OA47 7p, 1N4001 5p, 1-5W 30p OA79 7p, 1N4004 6p OA81 7p, 1N4007 7p, Varicap OA85 9p, 1N4148 4p, BB105 30p OA90 6p OA91 6p, Tunnel OA95 7p, AEY11 50p, Noise Z1J 75p | | | | ZENERS 3.3V to 33V 400MW 8p 1-3W 18p 1-5W 30p Varicap BB105 30p Noise Z1J 75p | | | | | | | | | | | | | | | | | | | | | | | | | | | | | | | | | | | | | | | | | | | | | | | | | | | | | | | | | | | | | | | | | | | | | | | | | | | | | | | | | | | | | | | | | | | | | | | | | | | |
| Minimum order £2. All prices exclusive of VAT P. & P 15p. | | | | Government Colleges MAIL ORDER ONLY | | | | TECHNOMATIC LTD. 54 Sandhurst Road, London NW9. Tel. 01-264 4333 | | | | | | | | | | | | | | | | | | | | | | | | | | | | | | | | | | | | | | | | | | | | | | | | | | | | | | | | | | | | | | | | | | | | | | | | | | | | | | | | | | | | | | | | | | | | | | | | | | | | | | | | | | | |

INTERLOCKING PLASTIC STORAGE DRAWERS

NEAT!
HANDY!
TIDY!

DISCOUNT PRICES

Newest, neatest system ever devised for storing small parts and components: resistors, capacitors, diodes, transistors, etc. Rigid plastic units interlock together in vertical and horizontal combinations. Transparent plastic drawers have label slots. 1D and 2D have space dividers. Build up any size cabinet for wall, bench or table top.

BUY AT TRADE PRICES!

SINGLE UNITS (1D) (Sins x 2 1/2ins x 2 1/2ins). £2 DOZEN.

DOUBLE UNITS (2D) (Sins x 4 1/2ins x 2 1/2ins). £3-50 DOZEN.

TREBLE (3D) £3-50 for 8.

DOUBLE TREBLE 2 drawers, in one outer case (6D2), £4-90 for 8.

EXTRA LARGE SIZE (6D1) £4-50 for 8.

PLUS QUANTITY DISCOUNTS!
 Orders £15 and over DEDUCT 5% in the £
 Orders £30 and over DEDUCT 7 1/2% in the £

PACKING/POSTAGE/CARRIAGE: Add 40p to all orders under £10. Orders £10 and over, packing/postage/carriage free.

QUOTATIONS FOR LARGER QUANTITIES
 Please add 8% V.A.T. to total remittance

FLAIRLINE (Dept. PE5), 124 Cricklewold Roadway, London, N.W.2
 Tel. 01-450 4844

OSMABET LTD

We make transformers amongst other things

AUTO TRANSFORMERS 110-200/220/240V
 30W, £2-10; 50W, £2-78; 25W £3-48; 100W, £4; 500W, £12; 750W, £18-50; 1000W, £28-25, etc.

LOW VOLTAGE TRANSFORMERS
 Prim. 200/240V a.c. 6-3V 1.5A, £1-45; 3A, £1-80; 6A, £3-80; 12V 1-5A, £1-80; 3A, £3-30; 8A CT, £4-80; 18V 1-5A CT, £3-30; 24V 1-5A CT, £3-30; 3A CT, £4-80; 6A, £8-75; 8A, £8-70; 12A, £12-40; 40V 3A CT, £8; 50V 6A CT, £15-75; 25V 2A + 25V 2A, £8-40; 12V 4A + 12V 4A, £8-40.

LT TRANSFORMERS TAPPED SEC. Prim. 200/240V
 0-10-12-14-16-18V 2A, £3-30; 4A, £4-80.
 0-12-15-20-24-30V 2A, £4-20; 4A, £8.
 0-5-20-30-40-80V 1A, £4-28; 2A, £8.
 0-40-50-60-80-90-100-110V 1A, £8-40.

MIDGET RECTIFIER TRANSFORMERS
 For FW rect., 200/240V a.c. 6.0-6V 1.5A or 9.0-9V 1A £1-85 each; 12-0-12V 1A or 20-0-20V 0.75A or 9.0-9V 0.3A or 12-0-12V 0.25A or 20-0-20V 0.15A or 6V 0.5A + 6V 0.5A or 9V 0.35A + 9V 0.35A or 12V 0.25A + 12V 0.25A or 20V 0.15A + 20V 1.5A, all at £1-90 each.

MAINS TRANSFORMERS
 Prim. 200/240V a.c. TX6 sec., 425-0-425V 500 MA, 6-3V CT 6A, 6-3V CT 6A, 0-5-6-3V 3A £18-75; TX1 425-0-425V 250 MA, 6-3V CT 4A, 6-3V CT 4A, 0-5-6-3V 3A, £19-25; M73 Prim. 0-110-240V, sec. 250V 100 MA, 6-3V 2A, £/S. £3-75.

O/P TRANSFORMERS FOR POWER AMPLIFIERS
 P.P. sec. tapped 3-8-15 ohms, A-8 6kΩ 30W £8-75; A-3A 3kΩ 50W £10-15; 100W (L-34 KT88, etc.), £17-28; MRT/10, tapped multi O/P 10W £4.

G.E.C. MANUAL OF POWER AMPLIFIERS
 Covering valve amplifiers of 30W to 400W 35p.

LOUDSPEAKERS FOR AMPLIFIERS
BAKER 25W, £7-80; 35W £8-40; Hi-Fi Major Module 20W w/water crossover, £11-88. Baker Speaker Lists: FANE 60W £18-80; EM1 15 x 6in, 8Ω, £2; 5in 8Ω, £1-18; 7 x 4in 15Ω, £1-80; 8 x 5in 3, 8, 15 or 80Ω, £1-75 each.

LOUDSPEAKERS
 2 1/2in 8 or 75Ω, 2 1/2in 8 or 25Ω, 3in 3, 8, 25 or 35Ω, 3 1/2in 8 or 80Ω, 9sp each; 5in 3, 8 or 25Ω, 5 x 3in 3 or 8Ω, £1-15; 7 x 4in 3 or 15Ω, 6in 3Ω, 11-30; 10 x 8in 3Ω, £1-50.

SPEAKER AUTO MATCHING TRANSFORMER
 12W 3 to 8 or 15Ω up or down, £1-50.

"INSTANT" BULK TAPES/CASSETTE ERASER
 Instant erasure, any diameter tape spools, cassettes, demagnetises tape heads. 200/240V a.c., £3-78.

SYNCHRONOUS GEARED MOTORS, 200/240V a.c.
 Brand new, Smiths, Built-in gearbox, 2r.p.m., 7sp each. Carriage and VAT extra on all orders.

S.A.E. ENQUIRIES, LISTS, MAIL ORDER ONLY

46 Kenilworth Road, Edgware, Middx. HA8 8YG
 Tel. 01-958 9314

THE RADIO SHOP

16 Cherry Lane, Bristol, BS1 3NG
 Tel. Bristol 421196. STD Code 0272

Your West Country shop for electronic components and solid state devices

THYRISTORS

| | | | | | | |
|-----|------|------|------|------|------|------|
| PIV | 1-6A | 4A | 6A | 8A | 10A | 16A |
| 50 | 0-25 | 0-26 | 0-37 | 0-41 | 0-45 | 0-50 |
| 100 | 0-28 | 0-30 | 0-42 | 0-47 | 0-50 | 0-58 |
| 200 | 0-31 | 0-36 | 0-50 | 0-59 | 0-65 | 0-73 |
| 400 | 0-40 | 0-57 | 0-77 | 0-85 | 0-97 | 1-15 |

TRIACS

| | | | | | | |
|-----|------|------|------|------|------|------|
| PIV | 1-6A | 3A | 6A | 8A | 10A | 16A |
| 100 | 0-28 | 0-28 | 0-44 | 0-50 | 0-60 | 0-82 |
| 200 | 0-28 | 0-34 | 0-56 | 0-64 | 0-74 | 0-88 |
| 400 | 0-38 | 0-50 | 0-80 | 0-92 | 1-04 | 1-32 |
| 600 | 0-52 | 0-66 | 1-00 | 1-14 | 1-28 | 1-75 |

TRIACS WITH INTERNAL TRIGGERS

| | | | | | | |
|-----|------|------|------|------|------|------|
| PIV | 1-6A | 3A | 6A | 8A | 10A | 16A |
| 100 | 0-27 | 0-30 | 0-46 | 0-52 | 0-63 | 0-90 |
| 200 | 0-30 | 0-36 | 0-58 | 0-67 | 0-78 | 0-95 |
| 400 | 0-40 | 0-52 | 0-84 | 0-97 | 1-09 | 1-40 |
| 600 | 0-55 | 0-70 | 1-05 | 1-20 | 1-34 | 1-85 |

Quantity prices on application S.A.E.
 Diacs for use with triacs 23p.

CLOCK CHIP CT7001 £4-95
 The unique CT7001 represents a major breakthrough in clock chip design; incorporating many features available for the first time... 365 day calendar—12/24 hour op.—alarm—snooze alarm—six digit capability—direct drive to L.E.D. display—continuous operation during mains failure.
 Copy of data 15p; Socket 75p.

SPECIAL KIT comprising 1 x CT7001 x 4 L.E.D. 7 seg. displays, data sheets and socket, £10.
 704 7 seg. L.E.D. display 3in. high, £1-10 each.

LIQUID CRYSTAL 3 1/2 digit display, £7-49.
 NE555 Timer IC 8 pin DIL with data, 80p.
 741 Op. amp. I.C. 8 pin DIL with data, 40p.

Please add 8% VAT to all listed prices—P. & P. 15p per order. Send 13p for latest catalogue. Callers welcome

FREE!

Over 150 ways to engineer a better future

HIGHER PAY

A BETTER JOB

SECURITY

find out how in just 2 minutes

That's how long it will take you to fill in the coupon. Mail it today and we'll send you full details and a free book. We have successfully trained thousands of men at home—equipped them for higher pay and better, more interesting jobs. We can do as much for YOU. A low-cost home study course gets results fast—makes learning easier and something to look forward to. There are no books to buy and you can pay-as-you-learn.

Why not do the thing that really interests you? Without losing a day's pay, you could quietly turn yourself into something of an expert. Complete the coupon (or write if you prefer not to cut the page). No obligation and nobody will call on you... but it could be the best thing you ever did.

Others have done it, so can you

"Yesterday I received a letter from the Institution informing that my application for Associate Membership had been approved. I can honestly say that this has been the best value for money I have ever obtained, a view echoed by two colleagues who recently commenced the course."—Student D.I.B., Yorks.
 "Completing your course, meant going from a job I detested to a job that I love, with unlimited prospects."—Student J.A.O., Dublin.
 "My training quickly changed my earning capacity and, in the next few years, my earnings increased fourfold."—Student C.C.P., Bucks.


FIND OUT FOR YOURSELF

These letters, and there are many more on file at Aldermaston College, speak of the rewards that come to the man who has given himself the specialised knowledge employers seek. There's no surer way of getting ahead or of opening up new opportunities for yourself. It will cost you a stamp to find out how we can help you. Write to:

ALDERMASTON COLLEGE

Dept. TPE05, Reading RG7 4PF

HOME OF BRITISH INSTITUTE OF ENGINEERING TECHNOLOGY



This FREE 76 page book can put you on the road to success through a B.I.E.T. Home Study Course. Choose your subject now!

Practical Radio & Electronics Certificate course includes a learn while you build **3 transistor radio kit.**

Everything you need to know about **Radio & Electronics** maintenance and repairs for a **spare time income** and a **career** for a better future.

CUT OUT THIS COUPON
 Tick or state subject of interest.
 Post to address below.

| | | |
|--|---|---|
| <input type="checkbox"/> ELECTRICAL ENGINEERING City & Guilds Wiring and Installations C. G. Electrical Tech.—Primary Gen. Electrical Eng. | <input type="checkbox"/> RADIO & TV Gen. Radio and TV Eng. Radio Servicing, Maintenance and Repairs <input type="checkbox"/> Practical Radio & Electronics (with self-build kit) <input type="checkbox"/> Radio Amateurs' Exam. | <input type="checkbox"/> General Draughtsmanship <input type="checkbox"/> Architectural Draughtsmanship <input type="checkbox"/> Technical Drawing |
| <input type="checkbox"/> AERONAUTICAL ENGINEERING Air Registration Board Certificates Gen Aero Engineering | <input type="checkbox"/> ELECTRONIC ENGINEERING Gen. Electronic Eng. <input type="checkbox"/> Practical Electronics (with kit) | <input type="checkbox"/> CONSTRUCTION & BUILDING Institute of Building Construction Surveyor's Inst. Clerk of Works Diploma C. & G., Building Quantities General Building General Civil Eng. Heating, Ventilating & Air Conditioning Carpentry & Joinery Painting & Decorating Plumbing C.E.I. (Part 1) Inst. Cost & Management Accounts Works Management |
| <input type="checkbox"/> AUTO ENGINEERING City & Guilds Auto Engineering Practice Inst. Motor Industry M.A.A./I.M.I. Management Diploma Gen. Auto Engineering Auto Diesel Maintenance Motor Mechanic Service Station and Garage Management | <input type="checkbox"/> AGRICULTURAL ENG. REFRIGERATOR SERVICING | <input type="checkbox"/> MECHANICAL ENGINEERING Society of Engineers Inst. Engineers and Technicians General Mechanical Eng. Welding Maintenance Eng. General Diesel Eng. |
| <input type="checkbox"/> TELE-COMMUNICATIONS City & Guilds Telecommunications | <input type="checkbox"/> DRAUGHTSMANSHIP Institute of Engineering Draughtsmen & Designers | G.C.E. —50 'O' & 'A' Level Subjects— over 10,000 Group Passes! |

POST TODAY FOR A BETTER TOMORROW

To Aldermaston College, TPE05
 Dept. TPE05, Reading RG7 4PF

NAME _____
 Block Capitals Please
 ADDRESS _____


 POST CODE _____
 OTHER SUBJECTS _____

 AGE _____
 Accredited by C.A.C.C. Member of A.B.C.C.

Published approximately on the 15th of each month by IPC Magazines Ltd., Fleetway House, Farringdon Street, London, EC4A 4AD. Printed in England by Chapel River Press, Andover, Hants. Sole Agents for Australia and New Zealand—Gordon & Gotch (A/sia) Ltd.; South Africa—Central News Agency Ltd. Publisher's Subscription Rate including postage for one year, Inland £3.85, Overseas £4.70, U.S.A. and Canada \$13.00. International Giro facilities Account No. 3122007. Please state reason for payment, "message to payee". Practical Electronics is sold subject to the following conditions, namely, that it shall not, without the written consent of the Publishers first given, be lent, resold, hired out or otherwise disposed of by way of Trade at more than the recommended selling price shown on the cover, excluding Eire where the selling price is subject to V.A.T., and that it shall not be lent, resold or hired out or otherwise disposed of in a mutilated condition or in any unauthorised cover by way of Trade, or affixed to or as part of any publication or advertising, literary or pictorial matter whatsoever.

Henry's Radio

LARGEST SELECTION OF ELECTRONIC COMPONENTS AND EQUIPMENT. LOW PRICES - MEAN LESS VAT.



You can build the Texan and Stereo FM Tuner

TEXAN 20 - 20 WATT IC STEREO AMPLIFIER

Features glass fibre PC board, Gardners low field transformer, 6-ICs, 10-transistors plus diodes, etc. Designed by Texas Instruments engineers for Henry's and P.W. 1972. Supplied with full chassis work, detailed construction handbook and all necessary parts. Full input and control facilities. Stabilised supply. Overall size 15 1/2in x 2 1/2in x 6 1/2in mains operated. Free teak sleeve with every kit.



£31.00 (Carriage 50p) (also built and tested £37.50)



(also built and tested £24.95)

STEREO FM TUNER Features capacity diode tuning, lead and tuning meter indicators, stabilised power supply—mains operated. High performance and sensitivity with unique station indication IC stereo decoder. Overall size in teak sleeve 8in x 2 1/2in x 6 1/2in. Complete kit with teak sleeve

£21.00 (Carriage 50p)

JOIN THE LARGE BAND OF HAPPY CONSTRUCTORS!

NEW SPECIAL PURCHASE

AM/FM TUNER MODULES
Mullard type LP1179 and LP1171. These two modules together form a high quality AM/FM tuner covering the long, medium and VHF broadcast bands. Requires only 16 resistors and capacitors and a switch to complete. Supplied with circuits and spec data.

LP1179
FM Coverage 87-108MHz
Bandwidth 300kHz
Selectivity 35 dB
Signal to noise at limiting threshold 40 dB
Audio output with built-in tuning gang 75 mV

LP1171
AM Bandwidth 6.5 KHz
Sensitivity 1 µV
Built-in AGC
Supply 6V negative earth. LP1179 and LP1171 E4 each or £7.50 pair. Suitable Ferrite aerial 75p.



MULLARD MODULES

LP1157 AM Type 2-50
LP1185 10.7 F.M. Unit 4-50
LP1186 10.7 F.M. Tuner 4-45
Gorier Perm. F.M. Tuner 4-20

Amplifiers with controls

E1210 12 volt 2 1/2 + 2 1/2 watts 8 ohms 8-25
SAC14 Mains 7 + 7 watts 8 ohms 11-75
SAC30 Mains 15 + 15 watts 8 ohms 14-95
CA038 9 volt 1 1/2 + 1 1/2 watts 8 ohms 6-95
CA068 12 volt 3 + 3 watts 8 ohms 10-50

POWER SUPPLIES MAINS INPUT

(*chassis-rest cases)
470C 6.75/9V 300MA with ad'rs 2-25
P500 9V 500 MA 3-20
HC244R 3.6/7.9V, 400 MA stabilised 5-50
*P11 24V 4A 3-30 4-45
*P15 28V 4A 3-30 4-45
*P1080 12V 1A 4-70 7-80
*P1081 45V 0.9A 7-80
P12 4 1/2-12V, 0.4-1A 7-15
SE101A 3.6/9/12V 1A stabilised 12-75
P1076 3.4/6/7.9/12V, 4A 4-20
SE800A 1-15 VOLT 0-4A stabilised 17-50

FM & AM TUNERS & DECODERS

FM5231 (TU2) 6 volt FM tuner 7-95
TU3 12 volt version (FM use with Decoder) 7-95
SD4512 Stereo Decoder for TU3 12 volt 7-95
SP62H 6 volt stereo FM tuner 11-95
A1067 9 volt MW-AM tuner 4-80
A1018 9 volt FM tuner in cabinet 13-95
A1005M (S) 9-12 volt Stereo decoder FM for above 7-50
1067 12V Stereo decoder gen. purpose 6-50
Gorier Permeability FM tuner (front end) 10.7 MHz O/P 4-20

SINCLAIR MODULES & KITS

SINCLAIR PROJECT 80
ST80 Stereo preamplifier 11-95
Audio Filter Unit 6-95
Z40 15 Watt Amplifier 5-45
Z60 25 Watt Amplifier 6-95
PZ5 Power Supplies for 1 or 2 Z40 4-98
PZ6 Power Supplies (S Tab) for 1 or 2 Z40 7-98
PZ8 Power Supplies (S Tab) for 1 or 2 Z60 7-98
TRANSFORMER FOR PZ8 4-00
FM TUNER 11-95

EMI SPEAKERS

SPECIAL PURCHASE

13in x 8in chassis speakers (Carr/packing 30p each or 50p pr.)
*150TC 10 watts 8 ohms twin cone £2-20
150A Built-in tweeter 8 ohms £3-85.
EW 15 watt 8 ohm with tweeter £5-25
350 20 watt 8, 15 ohm with tweeter £7-80 each.
* Polished wood cabinet £4-80 carr. etc. 35p each or 50p pair.



UHF TV TUNERS

625 line receiver UHF transistorised tuners UK operation. Brand new (Postpacking 25p each).
TYPE C variable tuning £2.50
TYPE B 4-button push-button (adjustable) £3.50
TYPE D 6-button UHF/VHF £4.50

PA DISCOTHEQUE LIGHTING EQUIPMENT



Without doubt U.K.'s best range of modular and complete equipment. Lighting, mixing, microphones, accessories, speakers, amplifiers, lenses, etc., etc.

FREE stock lists (Ref. No. 18) on request. CALL IN AND SEE FOR YOURSELF AT HENRY'S DISCO CENTRE, 309 EDGWARE ROAD, TEL. 01-723 6963

STEREO DECODER 7-95
IC20 power amp kit 7-95
PZ20 power supply for 1 or 2 IC20 5-45

PACKAGE DEALS (carr./packg. 35p)
2 x Z40 ST80 PZ5 25-00
2 x Z60 ST80 PZ6 27-75
2 x Z60 ST80 PZ8 trans 34-40
805 kit 35-95

Sinclair Special Purchases
*Project 80 stereo preamp £6-75 (post 20p)
*Project 805 Kit £19-95 (post 25p)

TEST EQUIPMENT MULTIMETERS

(Carr./packing 35p)
U4324 20kΩ/V with case 9-85
U4313 20kΩ/V with steel case 13-80
U4317 20kΩ/V with case 17-00
U4341 33kΩ/V plus transistor steel case 11-00



U4323 20kΩ/V plus 1kHz OSC with case 8-00
ITI-2 20kΩ/V slim type 5-95
TH133D (L33DX) 2kΩ/V Robust 7-50
TPASN 20kΩ/V (Case £2) 10-75
TP105 2kΩ/V 10-75
TW205 20kΩ/V 8-50
TWS0K 50kΩ/V 14-50
U4311 Laboratory meter 52-00
U4312 20kΩ/V with case 10-75
U4315 20kΩ/V with case 10-75
S100TR 100kΩ/V plus transistor tester 22-50

NEW REVOLUTIONARY SUPERTESTER 680R
680R Multi-tester 16-50
ITE40 AC Multivoltmeter 19-75
ITE15 Grid dip meter 440kHz-28MHz 19-50
ITE65 28 Range valve voltmeter 22-50
ITE20D RF Generator 120kHz-500MHz 18-95
ITE22D AF Generator 20Hz-200kHz 19-95
*HM350 in circuit transistor tester 19-50
*C3025 Deluxe meter 1-300MHz 6-95
*TT145 Compact transistor tester 14-75
IG3-36 R.C. osc. 20Hz-200kHz 19-75
*SE350A Deluxe signal tracer 12-95
*SE400 Mini-lab all in one tester 15-50
C1-5 Scope 500,000kHz (carr. £1) 43-00
Radio activity counter 0-10r (carr. £1) 9-97
Mains unit for above (carr. 50p) 3-75

TAPE HEADS

Marriot XRSP/17 1 Track High Marriot 3-50
Marriot XRSP/18 1 Track Med Marriot 3-50
Marriot XRSP/36 1 Track Med Marriot 5-00
Marriot XRSP/63 1 Track High Marriot 1-75
Marriot Erase Heads for XRSP 17/18/36 (XE511) 75
Marriot BX12E 343 1 Track 75
R/RPI Record/Play 1 Track 45
H/P Single Track Rec/Play 35
Bogen Type UL290 Erase 1-50
Miniature Stereo Cassette Rec/Play (P.P. 15p) 2-25

EXCLUSIVE 5 WATT IC AMPLIFIERS

Special purchase 5 watt output 8-15 ohm load. 30 volt max. d.c. operation, complete with data. Price £1-50 each or 2 for £2-85. Printed Circuit Panels 50p.

CALCULATORS

8 DIGIT POCKET ELECTRONIC CALCULATORS
Sinclair Cambridge Kit, £16.00
Sinclair Cambridge Kit, £9.00
Sinclair Cambridge Memory Built, £17.50
Sinclair Scientific Built, £16.00
Sinclair Scientific Kit, £13.50

VAT 8% EXTRA ON ALL ITEMS FREE!

SEND NOW FOR OUR NEW FREE LIST NO. 36 FOR OUR COMPLETE RANGE OF OVER 10,000 SEMI-CONDUCTOR DEVICES AT NEW LOW PRICES.

TRANSISTORS & INTEGRATED I/C's

TTL 7400 series I.C.'s from 16p each
Cosmos 4000 series I.C.'s from 40p each
Linear op-amps from 40p each.
Signotronics phase lock I.C.'s.
RCA linear I.C.'s.
TO3 power devices in PNP and NPN.
BC107 and 'BC range' from 12p.
Range of 'OC71' types 18p.
Power regulator I.C.'s and many others.
Plastic power devices, rectifiers, zener diodes up to 10W.

DIL SOCKETS

8 pin 14p
14 pin 15p
16 pin 17p
24 pin £1-15
28 pin £1-25



NOMBREX TEST EQUIPMENT

MODEL 35 STABILISED POWER SUPPLY
A short circuit proof power supply delivery up to 30V at 1A. Built-in Volts and ammeters. £34-00

MODEL 40 WIDE RANGE AUDIO SIGNAL GENERATOR

A high stability signal generator using the low distortion Wien bridge principle. Covering 10Hz to 100kHz in 4 ranges. Adjustable output from 1mV to 1V. Sine and square wave output. £34-00

MODEL 41 RF SIGNAL GENERATOR

Covering 150kHz to 220MHz in 8 ranges. Built-in AM mod. Output up to 50mV. Crystal calibration facilities. Large linear scale with slow motion drive. £38-00

MODEL 42 WIDE RANGE RF SIGNAL GENERATOR

Covering 150kHz to 300MHz in 8 ranges. Highest range in harmonic. Built-in AF mod. Output up to 50mV. Circular scale. £24-50

MODEL 43 RC BRIDGE

Ni indicating bridge for resistors and capacitors. Resistance range 10R to 10M ±2% at centre scale. Capacity range 10pF to 100µF ±2% centre scale except 1pF to 10µF range ±5%. Power factor measurement 0-70%. £26-00

MODEL 44 INDUCTANCE BRIDGE

Measures 1µH to 100H in 4 ranges ±5% accuracy. Q measurement from 0.1-1,000 ±10%. £34-00

MODEL 45 DIRECT READING FREQUENCY METER

10Hz to 100kHz in 4 ranges. Input from 10MV to 5V £36-00

All models except Model 35 are internally powered from 9V battery (extra). Carriage and packing all models 37p.

NOW OPEN SUPERMARKET

Come and browse round the new components supermarket at 404 Edgware Road. Bargains galore. Goodie bags. Components, etc. WATCH FOR FURTHER DEVELOPMENTS

EXTRA DISCOUNTS

Semi-conductors. Any one type or mixed SN 74 Series 'IC' 12 + EXTRA 10% 25 + EXTRA 15% 100 + EXTRA 20%

Electronic Centres

404-406 Electronic Components & Equipment 01-402 8381
309 PA - Disco - Lighting High Power Sound 01-723 6963
303 Special offers and bargains store
All mail to 303 Edgware Road, London W2 1BW

Hi Fi and Electronics Centres Open 9am - 6pm

Henry's Radio

Prices correct at time of preparation. Subject to change without notice. E.8.O.E

130 2016