

SPECIAL COLLECTOR'S EDITION

electronics today

ISSN. 0142-7229

INTERNATIONAL

APRIL 1982 85p

10th

BIRTHDAY ISSUE!

A Decade of Electronics

**10 Projects ★ Over 50 circuits
Free to Enter Competitions**

★ Over £500 in Prizes ★

★ WIN ★

**A Digital Multimeter
A Hi-Fi Amplifier • A Computer
Plus Much More**

**24^{Page}
Inside Supplement**

...AUDIO....COMPUTING....MUSIC....RADIO....ROBOTICS...

POWER PACKED — by POWERTRAN

THE FIRST WORDS AND THE LAST WORD IN ELECTRONIC KITS — SEE OUTSIDE BACK COVER OF THIS ISSUE!

Powertran's black boxes are packed with punch. Not only are they superb kits to buy and build they really do the job! Imaginative and ingenious design goes hand in hand with top quality materials and outstanding performance capability. With their smart black styling the kits harmonise visually as well as musically. Your can build each unit independently for its set task and then gradually increase your array until you have a complete bank of formidable controllable power.



Complete Kit — £49.90 + VAT

MPA 200 is a low price, high power 100W amplifier. Its smart styling, professional appearance and performance, make it one of our most popular designs. With adaptable inputs the mixer accepts a variety of sources yet straightforward construction makes it ideal for the first-time builder.



Complete Kit — £49.50 + VAT

CHROMATHEQUE 5000 — a 5-channel lighting system powerful enough for professional discos yet controllable for home-effects. Sound to light, strobe to music level, random or sequential effects — each channel can handle up to 500W yet minimal wiring is needed with our unique single-board design.



Complete Kit — £175.00 + VAT

ETI VOCODER — 14 channels, each with independent level control, for maximum versatility and intelligibility; Two input amplifiers — for speech/excitation — each with level control and tone control. The Vocoder is a powerful yet flexible machine that is interesting to build and thanks to our easy to follow construction manual, is within the capability of most enthusiasts.



Complete Kit — £64.90 + VAT

SP2 200 twice the power with two of the reliable, durable and economic amps from the MPA200; fed by separate power supplies from a common toroidal transformer. Superb finish and quality components throughout — up to seven over! the standard of high priced factory-built units.



DJ90 Stereo Mixer — this is a really versatile new mixer that enables the constructor DJ to produce a professional performance every time. There are two stereo inputs for magnetic cartridges, a stereo auxiliary input and mike input. Other 'plus' features are auto-panning for fast or slow, slider controls, multi-mixing, ducking, interrupt, input modulation, in short everything...the whole works — AND — under £100 complete! (We have illustrated the DJ90 teamed in our own console with the Chromatheaque and an SP2 200 and speakers.

Complete Kit — £97.50 + VAT



Digital Delay Line — our latest kit! With its ability to give delay times from 1.6 mSecs to up to 1.6 secs. Many powerful effects including phasing, flanging, A.D.T., chorus, echo & vibrato are obtained. The basic kit is extended in 400 mS steps up to 1.6 secs. Simply by adding more parts to the PCB. Compare with units costing over £1,000! Complete kit (400 mS delay) £135. Parts for extra 400 mS delay £9.50p.

..... Quite simply the best way to make music



WORLD LEADERS IN ELECTRONIC KITS

- **Money Back Guarantee** — If you are not completely satisfied with your Powertran Kit return it in original condition within 10 days for full refund.
- **Free Soldering Practice Kit** — To assist the beginner we will supply, on request with your first kit order, a free soldering practice kit with useful tips and illustrations.
- **Component Packs** — Most kits are available as separate packs (e.g. PCB component sets, hardware sets etc). Prices in our FREE catalogue.
- **Ordering** — Full ordering details, delivery service, and sales counter opening — outside back of this issue.

PORTWAY INDUSTRIAL ESTATE, ANDOVER, HANTS SP10 3NM. (0264) 64455.

ORDER BY PHONE
 (0264) 64455
 Simply telephone us with your order and quote your Access or Barclaycard number.
 50 PAGE CATALOGUE FREE — CONTAINS FULL DETAILS OF ALL OUR KITS.

electronics today

INTERNATIONAL APRIL 1982 VOL 11 NO 4



Ron Harris B.Sc: Editor
Peter Green: Assistant Editor
Tina Boylan: Editorial Assistant
Rory Holmes: Project Editors
Phil Walker:
Alan Griffiths: Advertisement Manager
Paul Wilson-Patterson: Group Art Editor
T.J. Connell: Managing Director

PUBLISHED BY:
 Argus Specialist Publications Ltd.
 145 Charing Cross Road, London WC2H 0EE.
DISTRIBUTED BY:
 Argus Press Sales & Distribution Ltd.,
 12-18 Paul Street, London EC2A 4JS
 (British Isles)
PRINTED BY:
 QB Limited, Colchester.
COVERS PRINTED BY:
 Alabaster Passmore.

OVERSEAS EDITIONS and their EDITORS
 AUSTRALIA — Roger Harrison
 CANADA — Halvor Moorshead
 GERMANY — Udo Wittig
 HOLLAND — Anton Kriegsmann



Electronics Today is normally published on the first Friday in the month preceding cover date. © Argus Specialist Publications Ltd 1982. All material is subject to worldwide copyright protection. All reasonable care is taken in the preparation of the magazine contents, but the publishers cannot be held legally responsible for errors. Where mistakes do occur, a correction will normally be published as soon as possible afterwards. All prices and data contained in advertisements are accepted by us in good faith as correct at time of going to press. Neither the advertisers nor the publishers can be held responsible, however, for any variations affecting price or availability which may occur after the publication has closed for press.



Subscription Rates. UK £11.95 including postage. Airmail and other rates upon application to ETI Subscriptions Department, 513 London Road, Thornton Heath, Surrey CR4 6AR.

EDITORIAL AND ADVERTISEMENT OFFICE
 145 Charing Cross Road, London WC2H 0EE. Telephone 01-437 1002/3/4/5.
 Telex 8811896.

FEATURES

DIGEST	9	READ/WRITE	54
News at nine		Get it off your chest	
ELECTROMUSIC TECHNIQUES	17	IGNITION COMPETITION	61
Circuits to experiment with		Bright sparks might win it	
CRIMSON COMPETITION	33	10th BIRTHDAY SUPPLEMENT	63
Win yourself a hi-fi		Happy birthday to us	
KIT REVIEW	35	BIRTHDAY COMPETITION	64
... and build some speakers for it		Win a decade's subscription	
		AUDIOPHILE	88
DESIGNER'S NOTEBOOK	45	Putting on the stylus	
Sample our delights		VERO COMPETITION	111
		Some prize boxes	
		TECH TIPS	113
		A smattering of readers' circuits	
		CASIO COMPETITION	117
		For cool, calculating types	
		ENTRY FORMS	133
		Only one cut required	

PROJECTS

ACCURATE VOLTAGE MONITOR	23	ROBOT CONTROLLER PART 2	94
Check out your battery		For producing PWM	
COMPUTER EXPANSION	26		
This'll blow your EPROM		SOLID STATE REVERB	101
AUTOMATIC CONTRAST METER	39	It's great-eat-eat-eat	
Something unusual for photographers		CAPACITANCE METER PART 2	108
		We conclude with the construction	
SOUND EFFECTS 1	50	SOUND EFFECTS 2	118
Bomb drop and explosion		Steam train and whistle	
HIGH IMPEDANCE 100 MHz PROBE	57	GUITAR PRACTICE AMP	121
Top flight test gear		Cheap, and keeps your neighbours cheerful	
		FOIL PATTERNS	136
		This is where our boards find lodging	

INFORMATION

NEXT MONTH'S ETI	15	PCB SERVICE	44
Ever onward, ever better		Why mess with ferric chloride?	
BOOK SERVICE	31	SUBSCRIPTIONS	125
Read all about it		Advance booking	

Sinclair ZX81 Personal Comp the heart of a system that grows with you.

1980 saw a genuine breakthrough – the Sinclair ZX80, world's first complete personal computer for under £100. Not surprisingly, over 50,000 were sold.

In March 1981, the Sinclair lead increased dramatically. For just £69.95 the Sinclair ZX81 offers even more advanced facilities at an even lower price. Initially, even we were surprised by the demand – over 50,000 in the first 3 months!

Today, the Sinclair ZX81 is the heart of a computer system. You can add 16-times more memory with the ZX RAM pack. The ZX Printer offers an unbeatable combination of performance and price. And the ZX Software library is growing every day.

Lower price: higher capability

With the ZX81, it's still very simple to teach yourself computing, but the ZX81 packs even greater working capability than the ZX80.

It uses the same micro-processor, but incorporates a new, more powerful 8K BASIC ROM – the 'trained intelligence' of the computer. This chip works in decimals, handles logs and trig, allows you to plot graphs, and builds up animated displays.

And the ZX81 incorporates other operation refinements – the facility to load and save named programs on cassette, for example, and to drive the new ZX Printer.



New BASIC manual

Every ZX81 comes with a comprehensive, specially-written manual – a complete course in BASIC programming, from first principles to complex programs.

Kit: £49.⁹⁵

Higher specification, lower price – how's it done?

Quite simply, by design. The ZX80 reduced the chips in a working computer from 40 or so, to 21. The ZX81 reduces the 21 to 4!

The secret lies in a totally new master chip. Designed by Sinclair and custom-built in Britain, this unique chip replaces 18 chips from the ZX80!

New, improved specification

- Z80A micro-processor – new faster version of the famous Z80 chip, widely recognised as the best ever made.
- Unique 'one-touch' key word entry: the ZX81 eliminates a great deal of tiresome typing. Key words (RUN, LIST, PRINT, etc.) have their own single-key entry.
- Unique syntax-check and report codes identify programming errors immediately.
- Full range of mathematical and scientific functions accurate to eight decimal places.
- Graph-drawing and animated-display facilities.
- Multi-dimensional string and numerical arrays.
- Up to 26 FOR/NEXT loops.
- Randomise function – useful for games as well as serious applications.
- Cassette LOAD and SAVE with named programs.
- 1K-byte RAM expandable to 16K bytes with Sinclair RAM pack.
- Able to drive the new Sinclair printer.
- Advanced 4-chip design: micro-processor, ROM, RAM, plus master chip – unique, custom-built chip replacing 18 ZX80 chips.



Built: £69.⁹⁵

Kit or built – it's up to you!

You'll be surprised how easy the ZX81 kit is to build: just four chips to assemble (plus, of course the other discrete components) – a few hours' work with a fine-tipped soldering iron. And you may already have a suitable mains adaptor – 600 mA at 9 V DC nominal unregulated (supplied with built version).

Kit and built versions come complete with all leads to connect to your TV (colour or black and white) and cassette recorder.



uter-



Available now- the ZX Printer for only £49.⁹⁵

Designed exclusively for use with the ZX81 (and ZX80 with 8K BASIC ROM), the printer offers full alpha-numerics and highly sophisticated graphics.

A special feature is COPY, which prints out exactly what is on the whole TV screen without the need for further instructions.

At last you can have a hard copy of your program listings - particularly

useful when writing or editing programs.

And of course you can print out your results for permanent records or sending to a friend.

Printing speed is 50 characters per second, with 32 characters per line and 9 lines per vertical inch.

The ZX Printer connects to the rear of your computer - using a stackable connector so you can plug in a RAM pack as well. A roll of paper (65 ft long x 4 in wide) is supplied, along with full instructions.

16K-byte RAM pack for massive add-on memory.

Designed as a complete module to fit your Sinclair ZX80 or ZX81, the RAM pack simply plugs into the existing expansion port at the rear of the computer to multiply your data/program storage by 16!

Use it for long and complex programs or as a personal database. Yet it costs as little as half the price of competitive additional memory.

With the RAM pack, you can also run some of the more sophisticated ZX Software - the Business & Household management systems for example.

How to order your ZX81

BY PHONE - Access, Barclaycard or Trustcard holders can call

01-200 0200 for personal attention 24 hours a day, every day.

BY FREEPOST - use the no-stamp-needed coupon below. You can pay

by cheque, postal order, Access, Barclaycard or Trustcard.

EITHER WAY - please allow up to 28 days for delivery. And there's a 14-day money-back option. We want you to be satisfied beyond doubt - and we have no doubt that you will be.

To: Sinclair Research Ltd, FREEPOST, Camberley, Surrey, GU15 3BR.

Qty	Item	Code	Item price £	Order Total £
	Sinclair ZX81 Personal Computer kit(s). Price includes ZX81 BASIC manual, excludes mains adaptor.	12	49.95	
	Ready-assembled Sinclair ZX81 Personal Computer(s). Price includes ZX81 BASIC manual and mains adaptor.	11	69.95	
	Mains Adaptor(s) (600 mA at 9 V DC nominal unregulated).	10	8.95	
	16K-BYTE RAM pack.	18	49.95	
	Sinclair ZX Printer.	27	49.95	
	8K BASIC ROM to fit ZX80.	17	19.95	
	Post and Packing.			2.95

Please tick if you require a VAT receipt

TOTAL £

*I enclose a cheque/postal order payable to Sinclair Research Ltd, for £

*Please charge to my Access/Barclaycard/Trustcard account no.

*Please delete/complete as applicable.

Please print

Name: Mr/Mrs/Miss

Address:

FREEPOST - no stamp needed. Offer applies to UK only.


ET1 04

sinclair ZX81

6 Kings Parade, Cambridge, Cambs., CB2 1SN.
Tel: (0276) 66104 & 21282.

COMBINED FORCES!

South East Computers PLUS Castle Electronics can now offer you Unequaled Service - at Supermarket Prices!



VIC-20 COLOUR COMPUTER

- Graphics character set ● Plug in programme/memory cartridges
- Colour ● Sound ● Programmable function keys ● 5K memory expandable to 32K
- Standard PETBASIC ● Full-size typewriter keyboard ● Low-priced peripherals ● Joystick/paddles/lightpen
- Self teaching materials ● Cassette Deck now available £44.95

You won't find a Better Deal Anywhere in the South

Only £189-95 INC. VAT

BBC MICRO-COMPUTER NOW IN STOCK PLUS FULL RANGE OF ACCESSORIES



Acom Atom BRITISH DESIGNED PERSONAL COMPUTER


8K ROM + 2K RAM kit	£140.00	4K Floating Point ROM	£ 23.00
8K ROM + 2K RAM Ass.	£174.50	Colour Encoder	£ 21.85
12K ROM + 12K RAM kit	£255.00	Mains Power Supply	£ 9.20
12K ROM + 12K RAM Ass.	£289.50		

TANGERINE microtan

Microtan 65 Kit	£79.35
Microtan 65 Built	£90.85
Tanex Min. Console Kit	£49.45
20 way Keyboard	£11.50

TANTEL PRESTEL ADAPTER - £199.00

We hold a complete stock of all the Tangerine equipment. Send SAE or Phone for details.



COMPUTERS FOR PEOPLE



FROM £345.00 Plus All Accessories Available!

Model 400 16K	£345.00
Model 800 16K	£645.00
Cassette	£ 50.00
Disk Drive	£345.00
80 Col. Printer	£550.00

COMMODORE PET

8K PET	£458.85
16K PET	£550.00
32K PET	£699.00
Dual Disk Drive	£799.00
Printer	£454.25
External Cassette	£ 44.95

Complete range of PET equipment in Stock

CASSETTE SOFTWARE: Strathclyde Basic Course, Basic Basic Course, Invaders, Treasure Trove of Games 1 to 10 110 Selections of games!, Basic Maths, Algebra, Statistical Packs and lots more!

Special Offer!
sinclair ZX81 FOR IMMEDIATE DESPATCH £69.99



BUILT-IN SOUND - HIGH RES. GRAPHICS!
Apple II Plus 48K £790.00
Disk Drive + Controller £383.00
D.D. without Controller £303.00
Pascal Card £264.00
Eurocolour Card £73.00
Hitachi 9" Monitor £146.00
We Stock All the Goodies for Apple!



WE SPECIALISE IN COST EFFECTIVE SYSTEMS FOR SMALLER BUSINESSES

ALL PRICES INCLUDE VAT : ACCESS & BARCLAYCARD WELCOME ORDERS NORMALLY DESPATCHED DAY OF RECEIPT

MicroComputers for Business

ASK FOR DETAILS OF OUR TOTAL SUPPORT OPTION

From Only £19 per week

Package A

SILICON OFFICE SYSTEM

- 1 x CBM 8096 Computer
 - 1 x CBM 8050 Dual Disk Drive
 - 1 x CBM 8023 Matrix Printer
- Connecting cables, plus Silicon Software

From Only £43 per week

Package B

ALTOS MULTI-USER HARD DISK SYSTEM

- 1 x ALTOS 8000/10 Computer with 10 Mbyte Hard Disk
- 208Kbyte Memory (4 users)
- 500Kbyte Floppy Disk Drive
- 2 x TVI 912C VDU's
- 1 x OKI Microline 83A Printer

ALL PERSONAL COMPUTER ENQUIRIES:- Contact Paul Brown or Sam Wright on Hastings (0424) 437875 (Formerly Castle Electronics)

SEC BUSINESS SYSTEMS SUPPLY A WIDE RANGE OF EASY-TO-OPERATE SYSTEMS AND PROGRAMMES TO MEET ALL OF TODAY'S BUSINESS NEEDS + FULL RANGE OF COMPUTER RELATED PRODUCTS + LEASING AGREEMENTS + FULL AFTER SALES SERVICE




The Complete Computer Service!

FOR ALL BUSINESS SYSTEMS ENQUIRIES:- Phone Nick Rosenberg on Hastings (0424) 426844

15 CASTLE STREET, HASTINGS, EAST SUSSEX TN34 3DY DEPT. ET4

DIGEST



ETI PRICE DECREASE

Readers will have no doubt noticed (painfully!) the cover price increase on this issue of ETI. We apologise for this, but are happy to say it is ONLY FOR THIS ISSUE and the price returns to 75p with the May issue.

The one-month jump was made necessary by the sheer size of this special issue. We hope you will agree it is worth it. If you could see the price of paper these days...(moan, moan).

Thank you for sticking with us through thick and thin... (and 10p!)

Tempus Fugit

It's felt a little uncomfortable working in the ETI office this month; must be something to do with the sackcloth and ashes we're wearing. During the last few issues several of our reviews have featured Casio products, but we have consistently failed to credit the company which lent us the review models. The kindly folk in question are Tempus of 38 Burleigh Street, Cambridge CB1 1DG and we'd like to thank them for all the help they've been giving us. Tempus are leading Casio specialists and if there's something from Casio you're having problems obtaining, they will doubtless be as nice to customers as they are to us.

Sun-Day Driving

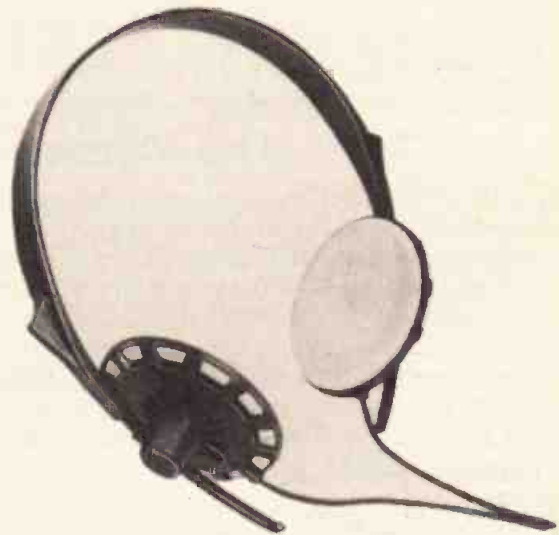
A Volkswagen Dasher car is presently being tested carrying a roof-rack of AEG-Telefunken solar modules which convert solar energy directly into electric current. The small 160 W 'solar power plant' of the test car complements the dynamo and charges the battery. This means that fuel consumption can be reduced by approximately five percent. As yet the cost of manufacturing these solar panels makes them uneconomical to use, but with the rising prices of fuel, it is foreseeable that low-priced solar generators will enter the market. Not only that, future car generations will make increased use of electricity, for example with automatic start-stop devices and pollution-free electrical energy for air conditioning in cars in warm countries. Great idea — but where will you put the luggage?



Tweeters That Go Cheap

Well, not just the tweeters, in fact. Mullard have a 40 W speaker system consisting of an 8" woofer as well as a high-power textile dome tweeter. They form part of a new low-price, two-way, self-build audio kit (whew!) being marketed by BK Electronics. The

BK Electronics crossover unit have been combined with spring-loaded terminals and recessed mounting panel. The complete system, when built into the 23 litre enclosure, is capable of handling 40 W comfortably. All this for the small outlay of £13.90 plus VAT and £1.50 carriage per kit! Get yours now from BK Electronics Ltd, 37 Whitehouse Meadows, Eastwood, Leigh-On-Sea, Essex S59 5TY.



Heading For The Top

Headphones seem to be getting lighter and smaller these days, so Sennheiser, that well-known manufacturer of headphones, has decided to launch a pair of their own lightweight 'phones. The new model HD40 is soon to be released in the UK and weighs only 60 grammes with extremely light contact pressure. They can be supplied with either a three or seven metre lead, the seven metre variety incorporating a volume control in the lead so that you don't have to march all that way back to the amp if it's too loud. Another feature is that each ear-piece can be revolved on the headband by 90 degrees if you have a funny shaped head or if you want to store them compactly (!). The Sennheiser HD40 will be launched in the UK with a suggested selling price, including VAT, of £16.55. For those of you interested in technical specs; frequency response is 22 to 18,000 Hz, impedance is 600 ohms, characteristic SPL is 90 dB and distortion factor < 1.2%.

Electroware, OK?

OK Machine and Tool (UK) Ltd have launched a new division aimed at providing the electronics user with a really wide range of electronic hardware. All the products in the range will be available to everyone involved in building electronic equipment — that includes engineers, students, teaching staff, laboratory technicians and, not least, the hobbyist. The 40-page catalogue contains various products selected from OK's bench tool range — plus some new items — and includes soldering irons, wire-wrapping kits, IC tools, PCBs, cases, enclosures, connectors, sockets and test instruments to name just a few. Electroware is distributed throughout the UK by leading electronic and computer stores. Catalogues are free, but send 30p for postage and packing. If you want any further information or one of their catalogues contact OK Machine & Tool (UK) Ltd, Dutton Lane, Eastleigh, Hants SO5 4AA.

Lack of ZX81 memory giving you headaches..?



The Memotech 64K Memopak

The growth of interest in computer use caused by the introduction of the Sinclair ZX81 has made new and exciting demands on the ingenuity of electronic engineers. At Memotech we have focused our attention on the design of an inexpensive, reliable memory extension.

The Memopak is a 64K RAM pack which extends the memory of the ZX81 by a further 56K. Following the success of our 48K memory board the new memory extension is designed to be within the price range expected by Sinclair users. It plugs directly into the back of the ZX81 and does not inhibit the use of the printer or other add-on boards. There is no need for an additional power supply or for leads.

The Memopak together with the ZX81 gives a full 64K, which is neither switched nor paged, and is directly addressable. The unit is user transparent and accepts such basic commands as 10 DIM A(9000)

0-8K ...Sinclair ROM

8-16K...Memopak memory which can switch in or out in 4K blocks to leave space for memory mapping.

12-16K...Memopak memory which holds its contents during cassette loads and allows communication between programmes.

16-32K...This area can be used for basic programmes and assembly language routines.

32-64K...32K of RAM memory for basic variables and large arrays.

With the Memopak extension the ZX81 is transformed into a powerful computer, suitable for business, leisure and educational use, at a fraction of the cost of comparable systems.

64K-£79



MEMOTECH


Memotech Ltd
3 Collins Street
Oxford · OX4 1XL
Tel · 722102/3/4/5

Please debit my BARCLAYCARD/ACCESS* account number: _____		<i>Please rush me:</i>	
<input type="checkbox"/> Signature <input type="checkbox"/> Date		Quantity	Price Total
*Please delete whichever does not apply. <input type="checkbox"/> VISA <input type="checkbox"/>		64K RAM, Assembled	£68.69
NAME _____			
ADDRESS _____		Stock Control Programme	£ 25.00
		Payroll Programme	£ 25.00
		ETI TOTAL	
To: Memotech Ltd., 3 Collins Street, Oxford, OX4 1XL Telephone (0865) 722102			

High-res Printing


New from Hi-Tek is the Facit 4542, a high-speed, high-resolution printer which combines a new type of 'Flexhammer' print-head with advanced microprocessor control to make it equally suited to text printing, label or bar code production, and graphics output. Using 260-character-per-second bidirectional two-colour printing and a 14x9 dot-matrix format, the 4542 can produce a virtually unlimited range of characters as well as different grey scales in graphics applications. In normal text-printing applications, the 4542 features proportional spacing, justified right-hand margin and an extensive set of up to 512 characters in 11 national repertoires with red/black, elongated and underlining facilities. For label printing, a variable-size option is

available which allows characters or bar codes to be generated in 95 different sizes from 2.52 mm up to 240 mm. Selection of size and position is easily controlled by software commands. In the graphics mode, scanning, semi-graphics and 10 levels of grey/red scale are available to illustrate reports with histograms, curves and diagrams, as well as generating half-tone illustrations in applications such as tomography, process monitoring and computer-aided design. The key to the versatility of the 4542 is the print-head, which consists of a set of nine stored-force flexible metal hammers mounted directly on a magnet armature. No adjustment or lubrication is necessary, wear is minimal, and a 'floating' mount means that the correct paper/print-head distance is always maintained irrespective of the paper thickness or number of copies. Further information is available from Hi-Tek Distribution Limited, Trafalgar Way, Bar Hill, Cambridge, CB3 8SQ.



Small And Beautiful

Hailed as 'the World's Smallest, Lightest and Lowest Power Consumption' television, the TH3-W3V from Matsushita certainly caught our editorial eye. Closer inspection revealed a colour TV set with a 3" colour picture tube, only 115 mm x 86 mm x 323.5 mm in size and 1.5 kg in weight. Power consumption is a mere 9.5 W and it operates on AC power, car batteries and on optionally available rechargeable batteries. Yet, despite its small size, it is equipped with video input/output terminals and operates as a colour monitor and a video tuner when connected to a video camera and a portable VTR, respectively. This 3" colour TV was launched on to the Japanese market in mid-December 1981 at the approximate price of £200. It is due for launch in the US in June this year and, hopefully, will be seen in this country shortly after. Further details will be supplied by National Panasonic (UK) Ltd, 300/313 Bath Road, Slough SL1 6JB.



Sticky Clips

Brandauer adhesive cable clips from Stotron provide an inexpensive method of fixing round or ribbon cables to clean, dry surfaces. The range can handle round cables from just a few millimeters up to 19 mm and flat ribbon cables from 13 mm to 75 mm can be accommodated by a selection of clips with widths in stages of 6 mm. The adhesive is instant acting and polyethylene pads provide high levels of insulation, where necessary. Further information is available from Stotron Ltd, Unit 1, Haywood Way, Ivyhouse Lane, Hastings, East Sussex.

Video Victory

Thorn EMI have just announced that agreements have been signed with Telefunken and JVC to form a holding company for the manufacture of video consumer electronics products in Europe. Thomson-Brandt was originally intended as a fourth partner, but this was not possible. However, the three other parties hope an opportunity will arise for Thomson-Brandt to join the venture.

Products manufactured by the joint venture will include VHS video cassette recorders, VHD video disc players and video cameras.

BT Bill Beater

Following the success of the Telcost TNA25 from the Ansafore Corporation, it was decided that a single line unit should be manufactured. The new machine offers a range of functions which are all designed to save money by monitoring telephone use. Ansafore's single line Telcost 1 has features including a 24-hour clock display, which instantly shows the cost of a call as soon as a user is connected with a number, dialled. The unit also has a built-in printer which records details of the call including cost and number dialled. It also prints out the date, time, machine identification number and the duration of the call. Telcost 1 has a built-in memory which retains information even if the machine is disconnected from a power source. It also gives a special security midnight printout each night which frustrates any attempts to conceal the day's telephone costs by the destruction of the daily printout sheet. The machine is virtually tamper-proof as the printout will indicate if it has been disconnected from the line at any time or if any information parameters have been changed. The machine has provision for it to be reprogrammed at any time to enable the user to keep in line with British Telecom unit rate charges and the date, time and identification number can be changed for any reason if the machine is moved to a new location. This desk-top unit is no bigger than a telephone and for an investment of around £249 could help to cut out the abuse of telephones in both large and small companies.



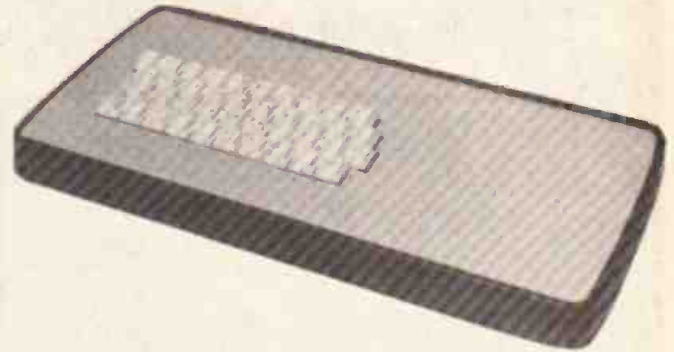
Grabbed By The Dooleys

Those tireless chapples down at Casio have taken time off from disguising BASIC computers and arcade games as pocket calculators and watches, and have turned their attention to the music scene. Although there is undoubtedly a market for top-flight organs and synthesisers amongst home musicians, many people will prefer something more modest — for financial reasons, because the living room is too small or because they can't figure out what all the knobs do. At the other end of the scale (sorry), the type of hand-held organ made notorious by Rolf Harris is a little too limiting. With the Casiotone 701, Casio have not just produced a solution to this problem but a radically new type of instrument.

The CT-701 is not just a 61-key polyphonic (eight voice) mini-synthesiser, but also contains an on-board computer that acts as a built-in sequencer; among other things. You can play along with the built-in rhythm unit, store your own music in memory and play it back automatically, or just load the machine with a Casio music score and let it get on with things by itself. The latter function is

quite extraordinary — Casio supply the music scores as bar codes and you read them into the machine using a light pen (like those at supermarket check-out desks). In melody guide mode you can even teach yourself to play the instrument, as LEDs above each key light up to tell you which note to play next.

Twenty preset sounds are available, such as pipe organ, flute, piano, oboe, bassoon etc, plus the synthesised drum sounds of the rhythm unit and the 'pneoom' sound so beloved by producers of disco records. Opinions of the preset sound quality vary from "beautiful" (Casio) through "very good" (an independent reviewer) to "too sharply filtered" (another independent reviewer). Since they can't agree and we haven't heard it (though, we're trying hard to get our mucky paws on one), you'll have to listen to one yourself before parting with any cash, but professional musicians seem to like it — the Dooleys use Casiotone mini-keyboards in their stage shows (fellow head-bangers may not see this as a compliment). With so much packed into such a compact case (only slightly larger than the actual keyboard) and such a low price (about £500), Casio would certainly seem to have done it again.



ZX Revamp

For those of you who are serious ZX-81 owners (is there such an animal?) or would simply like to disguise the machine, there is a professional standard keyboard and enclosure now available from Protos Computer Systems. The keyboard is the first of a range of peripherals to make the computer suitable for more heavy-duty use. The 40-key Sinclair coded board uses top quality mechanical contact type key switches with relegendable tops. A steel mounting board holds the keys firmly in position and a high quality printed circuit board completes the board's electrical circuit. Connection to the Sinclair board is made by a flexible connector which is a

push fit to the sockets provided on the ZX81. Access to the edge board connector is via a side port on the Protos enclosure and tape in/out, power and UHF connections are made through the rear. To fit the Protos entails removing the Sinclair board from the black ABS case it comes in and fixing it inside the Protos enclosure with four Phillips type screws. No soldering is required and all electrical connections are plug/socket connections provided either on the Sinclair or the Protos. Further details on this and other forthcoming peripherals can be obtained from Protos Computer Systems, Frome Computing, 20 Ashtree Road, Frome, Somerset BA11 2AS. Please enclose a large SAE with any enquiries.



Thin Meters

Sifam Ltd of Torquay in Devon are to market a range of very thin edgewise meters manufactured by General Electric of the USA. There are three sizes in the range with case widths of 38 mm, 63 mm and 89 mm and the units are scaled for vertical or horizontal presentation. The special feature of this design is the extreme thinness; the smallest has an overall depth of face of only 13 mm and the two larger sizes of about 17 mm. The smallest model has a rear-access zero set and a

simple spring-clip method of mounting. The two larger models have front access zero set at end of scale and a slide bracket form of mounting. They incorporate jewelled pivot movements with special high-torque magnets for reliable and accurate operation. The standard meters are available ex-stock from Sifam and have a maximum sensitivity of 50 microamperes. Scale markings can be produced to suit individual requirements. Further details of these and Sifam's own range of meters are available from: Sifam Limited, Woodland Road, Torquay, Devon TQ2 7AY.

Power For Peanuts

Grenson Electronics, designers and manufacturers of power supplies for the Nuclear Research Industry have come up with a series of bench power units. The first unit in the series is priced at

£59 and gives a variable stabilised output up to 30 V at 2 A in two ranges, has foldback re-entrant short circuit protection and current and voltage metering. This unit is also available in kit form at only £35 and further details are from Grenson Electronics Ltd, High March Road, Long March, Industrial Estate, Daventry, Northants NN11 4HQ.



Miniature Magnification

New from Stottron Ltd is the NScope Mark III pocket microscope with stand. Priced at under £20 it is a useful tool for laboratories, schools, workshops, service engineers and the electronics, electrical, automotive, print and graphic trades, Uncle Tom Cobbley and all! It is 125 mm

long, with 20x magnification and a graticule showing linear and angular measurements. Illumination is powered by standard 1V5 'pen-light' batteries and a micro-stand (with spring clips for sample slides) is available as an option so that the device can be used like a conventional microscope. Further details on this device are available from Stottron Ltd, Unit 1, Haywood Way, Ivy House Lane, Hastings, East Sussex.



New Products



HIFI STEREO AMPLIFIER KITS

From one of Britain's leading esoteric amplifier manufacturers comes an exciting new package of stereo amplifier kits, designed to offer all the advantages of true high fidelity but without the usual price penalty. These new kits offer the choice of moving magnet or moving coil inputs, 40 or 100 watts per channel, in fact, everything that made the previous models so popular is included but with added style, easier construction and a full two year warranty.

The New Range Consists of

- The CK 1010 Stereo Pre Amplifier
- The CK 1040 WPC Power Amplifier
- The CK 1100 WPC Power Amplifier

CK 1010

This kit contains all the necessary parts to build a complete pre-amp. The main PCB is ready assembled and tested therefore construction is simply a matter of point to point wiring and mechanical assembly of the connections and controls to the pre punched chassis.

The CK 1010 takes its DC supply from the CK 1040, 1100 or, if using a different power amplifier a PSK power supply kit. Inputs for disc, tuner and tape are provided and an optional add-on moving coil input can be fitted to extend its versatility. (MC2K)

CK 1040

This is a nominal 40 watt per channel power amplifier kit which features our dual power supply and the DC output for the CK 1010. All components such as heatsinks, wire and connectors are included and protection is provided from short circuit outputs.

CK 1100

Similar to the CK 1040 this model provides a nominal 100 watts per channel with extra heatsinking and thermal cutouts are provided as standard.

When correctly assembled these kits are guaranteed for two years.

"It would seem then that Crimson have maintained their position at the top of the commercial kit-build field. There is no oriental amplifier I know of that can better the sound of this combination overall at any price and only a few — such as the KA-1000 (500+) — are of comparable standard . . . I can say no more than that for £250 it (CK1010/MC2K/1100) is a bargain and one that becomes the reference point for kit amplifiers from now on."

ETI FEB 1982

SPECIAL INTRODUCTORY OFFER 10-15% OFF!

As a special incentive to buy our new range of D.I.Y. Hifi Kits, we are offering the range for a limited period at silly discount prices

The offer closes on March 31st, with prices this low, demand is sure to be heavy, so order now and avoid delays at the same time save £££'s

CK 1010 — RRP £90.00	SPECIAL PRICE £79.20
CK 1040 — RRP £119.00	SPECIAL PRICE £105.80
CK 1100 — RRP £149.00	SPECIAL PRICE £130.80
MC2K — RRP £25.00	SPECIAL PRICE £22.50
PSK — RRP £20.00	SPECIAL PRICE £16.80

Barclaycard or Access accepted, otherwise send C.W.O. C.O.D. £1.00 extra
All prices include P&P to anywhere in the U.K. Export: Write for pro-forma




Crimson Elektrik

FREEPOST, 9 CLAYMILL ROAD
LEICESTER LE4 5ZD. ENGLAND
TEL. 0533 761920, TLX 34694

electronics today

INTERNATIONAL

NEXT
MONTH



How would you like a 10 MHz oscilloscope about the size of a large lunchbox? Can't afford one? Then build this one — it's the main project in ETI next month.

SLOT CAR CONTROLLER

Let's not beat about the bush. Slot cars are fun. If you're as keen on slot cars and electronics as we are, you'll be equally appalled at the crude control systems provided in the basic sets. Naturally we decided something should be done about the situation and came up with this project. You can have controlled acceleration with overshoot, dynamic braking, 'electronic' fuel tanks — and all from quite a simple circuit. There'll also be some advice on how to tune your cars to get the ultimate in performance from them. A must to read for kids of all ages.

COLUMN LOUDSPEAKER DESIGN

Now this is good stuff. One of the bugbears of public address systems is acoustic feedback, which can be largely overcome by the use of a highly directional sound source. This directs the sound into the audience, where it's needed, and away from the microphone, where it isn't. This article describes the design of a novel column loudspeaker design that is cheap and highly effective.

ROBOT CONTROLLER PART 3

In next month's ETI we continue this series with the construction information for this month's analogue pulse width modulation controller, plus full details and a PCB for a dual digital PWM controller. This will not only be of interest to roboticists but to anyone who needs to control the speed of DC motors.

Articles described here are in an advanced state of preparation. However, circumstances may dictate changes to the final contents.

DVMEG

Any scholars out there will know that D is Roman for 500. Since V stands for volts, it will come as no surprise that this project generates 500 V to enable the leakage current through insulation to be tested using the built-in meter. In effect it is a high-voltage resistance meter for measuring values above about 1MΩ — hence the last part of the name. We don't just throw these things together, you know!

BREADBOARDING SYSTEMS

There appears to have been a veritable explosion in the number of breadboarding and prototyping systems available to industry and the hobbyist; next month we'll be taking a look at some of them. Both solderwrap and insulation displacement techniques will be examined and we'll have an exclusive first review of a major new development from a leading manufacturer. Not to be missed!



LOOK OUT FOR THE
MAY ISSUE ON SALE
APRIL 2nd


APPROVED
thandar
STOCKIST

B.K. ELECTRONICS

A SOUND CHOICE

APPROVED
thandar
STOCKIST

★ PROMPT DELIVERY ★ PRICES INCLUDE V.A.T. ★ AMPLE STOCKS
A PERSONAL SERVICE FROM A SMALL EXPANDING COMPANY



6 piano type keys

STEREO CASSETTE TAPE DECK MODULE. Comprising of a top panel and tape mechanism coupled to a record/play back printed board assembly. Supplied as one complete unit for horizontal installation into cabinet or console of own choice. These units are brand new, ready built and tested.

Features: Three digit tape counter. Auto-stop. Six piano type keys, record, rewind, fast forward, play, stop and eject. Automatic record level control. Main inputs plus secondary inputs for stereo microphones. **Input Sensitivity:** 100mV to 2V **Input Impedance:** 68K. **Output level:** 400mV to both left and right hand channels. **Output Impedance:** 10K. **Signal to noise ratio:** 45dB. **Wow and flutter:** 0.1%. **Power Supply requirements:** 18V DC at 300mA. **Connections:** The left and right hand stereo inputs and outputs are via individual screened leads, all terminated with phono plugs (phono sockets provided). **Dimensions:** Top panel 5 1/2" x 11 1/2". Clearance required under top panel 2 1/2". Supplied complete with circuit diagram and connecting diagram. Attractive black and silver finish.

Price £26.70 + £2.50 postage and packing. Supplementary parts for 18V D.C. power supply (transformer, bridge rectifier and smoothing capacitor) £3.50.

NEW RANGE QUALITY POWER LOUD-SPEAKERS (15", 12" and 8"). These loudspeakers are ideal for both hi-fi and disco applications. Both the 12" and 15" units have heavy duty die-cast chassis and aluminium centre domes. All three units have white speaker cones and are fitted with attractive cast aluminium (ground finish) fixing escutcheons.

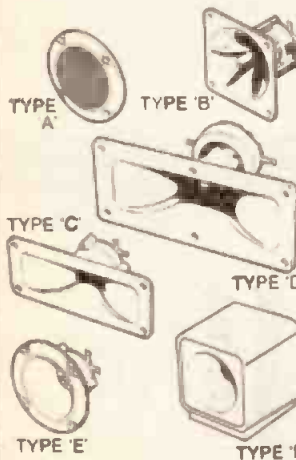
Specification and Price: -
15" 100 watt R.M.S. Impedance 8ohm 59 oz. magnet, 2" aluminium voice coil. Resonant Frequency 20Hz. Frequency Response to 2.5KHz. Sensitivity 97dB. Price £32 each. £2.50 Packing and Carriage each.

12" 100 watt R.M.S. Impedance 8 ohm, 50 oz. magnet, 2" aluminium voice coil. Resonant Frequency 25Hz. Frequency Response to 4KHz. Sensitivity 95dB. Price £23.70 each. £2.50 Packing and Carriage each.

8" 50 watt R.M.S. Impedance 8 ohms, 20 oz. 1 1/2" aluminium voice coil. Resonant Frequency 40Hz. Frequency Response to 6KHz. Sensitivity 92dB. Also available with black cone fitted with black metal protective grill. Price: White cone £8.90 each. Black cone/grill £9.80 each. P & P £1.25 each.

PIEZO ELECTRIC TWEETERS - MOTOROLA

Join the Piezo revolution. The low dynamic mass (no voice coil) of a Piezo tweeter produces an improved transient response with a lower distortion level than ordinary dynamic tweeters. As a crossover is not required these units can be added to existing speaker systems of up to 100 watts (more if 2 put in series). **FREE EXPLANATORY LEAFLETS SUPPLIED WITH EACH TWEETER.**



TYPE 'A' (KSN2036A) 3" round with protective wire mesh, ideal for bookshelf and medium sized Hi-Fi speakers. Price £3.45 each.

TYPE 'B' (KSN1006A) 3 1/2" super horn. For general purpose speakers, disco and P.A. systems etc. Price £4.35 each.

TYPE 'C' (KSN6018A) 2" x 5" wide dispersion horn. For quality Hi-Fi systems and quality discos etc. Price £5.45 each.

TYPE 'D' (KSN1025A) 2" x 6" wide dispersion horn. Upper frequency response retained extending down to mid range (2KHz). Suitable for high quality Hi-Fi systems and quality discos. Price £6.90 each.

TYPE 'E' (KSN1038A) 1 1/2" horn tweeter with attractive silver finish trim. Suitable for Hi-Fi monitor systems etc. Price £4.35 each.

TYPE 'F' (KSN1057A) Cased version of type 'E'. Free standing satellite tweeter. Perfect add on tweeter for conventional loudspeaker systems. Price £10.75 each.

U.K. post free for SAE for Piezo leaflets.

1K.WATT SLIDE DIMMER



- Controls loads up to 1KW
- Compact size
- 4 1/4" x 1 3/8" x 2 1/2"
- Easy snap in fixing through panel/cabinet cut out
- Insulated plastic case
- Full wave control using Ramp triac
- Conforms to BS800
- Suitable for both resistance and inductive loads

Innumerable applications in industry, the home, and discos/theatres etc.

Price: £11.70 each + 50p P&P (Any quantity)

BSR P256 TURNTABLE

P256 turntable chassis ● S shaped tone arm ● Belt driven ● Aluminium platter ● Precision calibrated counter balance ● Anti-skate (bias device) ● Damped cueing lever ● 240 volt AC operation (Hz) ● Cut-out template supplied ● Completely manual arm. This deck has a completely manual arm and is designed primarily for disco and studio use where all the advantages of a manual arm are required.

Price: £28.50 + £2.50 P&P



GENERAL PURPOSE 4 1/2" MINI SPEAKER

General purpose full range loudspeaker, ideal for mini systems etc.

- Rolled fabric surround ● Twin cone ● 60hm Impedance ● 15 watt RMS ● 1" voice coil ● 13oz magnet ● Frequency range 50/15000Hz

Price: £6.90 each + 75p P&P



OMP | POWER AMPLIFIER MODULES



Vu Meter

100 WATT R.M.S.

Power Amplifier Modules with Integral toroidal transformer power supply and heat sink. Supplied as one complete built and tested unit. Can be fitted in minutes. Auxiliary stabilised supply and drive circuit incorporated to power an L.E.D. V.u. meter, available as an optional extra.

SPECIFICATION:
Max. output power 100 watts R.M.S. (OMP100)
Loads: (Open and short circuit proof) 4-16 ohms
Frequency Response 20Hz-25KHz ± 3dB
Sensitivity for 100 watts 500mV at 10K T.H.D. 00.1%

Size: 360 x 115 x 80mm
Price: OMP 100W £29.99 £2.00 P&P
OMP 150W £39.99 £2.00
V.u. Meter £8.50

Matching 3-way loudspeakers and crossover

Build a quality 60watt RMS system 8ohms
Build a quality 60 watt R.M.S. system.

- ★ 10" Woofer
- ★ 3" Tweeter
- ★ 5" Mid Range
- ★ 3-way crossover

Fitted with attractive cast aluminium fixing escutcheons and mesh protective grills which are removable enabling a unique choice of cabinet styling. Can be mounted directly on to baffle with or without conventional speaker fabric. All three units have aluminium centre domes and rolled foam surround. Crossover combines spring-loaded loudspeaker terminals and recessed mounting panel.
Price £22.00 per kit + £2.50 postage and packing. Available separately, prices on request.

12" 80 watt R.M.S. loudspeaker. A superb general purpose twin cone loudspeaker. 50 oz. magnet, 2" aluminium voice coil. Rolled surround. Resonant frequency 25Hz. Frequency response to 13KHz. Sensitivity 95dB. Impedance 8ohm. Attractive blue cone with aluminium centre dome.
Price £17.99 each + £2.50 P&P.



B.K. ELECTRONICS

37 Whitehouse Meadows, Eastwood, Leigh-on-Sea, Essex SS9 5TY

★ SAE for current lists. ★ Official orders welcome. ★ All prices include VAT. ★ Mail order only. ★ All items packed (where applicable) in special energy absorbing PU foam. Callers welcome by prior appointment, please phone 0702-527572.



ELECTROMUSIC TECHNIQUES

Tim Orr, our tame electronic designer, emerged from his workshop this month just long enough to hand over this bundle of circuits for the ardent build-it-yourself musician.

Virtually all of the electronic music synthesisers that have been produced to date employ analogue circuits to generate the synthesised sounds. The process is known as subtractive synthesis, and operates by dynamically filtering out parts of the spectrum of a signal that is often rich in harmonics. The results are instant, easy to modify and relatively inexpensive to implement. It is not possible to produce an arbitrary output spectrum, and so it is very difficult to synthesise realistic copies of naturally generated sounds. This can be done using a digital technique known as harmonic synthesis, whereby the sound is constructed by precisely defining the amplitude and phase of each of the harmonics. These are then added together to produce the output. However, natural sounds are constantly varying and so the data defining all the harmonics must also vary. Harmonic synthesis can produce very realistic sounds and is in itself a powerful technique for generating completely new sounds, but the hardware is a combination of sophisticated microprocessor and digital technology and so is outside the scope of this article.

When we hear a sound we unconsciously analyse it for useful information; "Who wants another drink?" for example. Nobody knows how the human brain analyses incoming sounds, but it does it with incredible speed and sophistication. It can extract precise information from sounds (speech perception), it can experience pleasure from a rich harmony, or it can even learn to ignore certain sounds, such as a ticking clock. The brain is very good at perceiving pitch (or at least it thinks it is; it is also a fairly good liar); see Fig. 1. When you hear a pure tone you

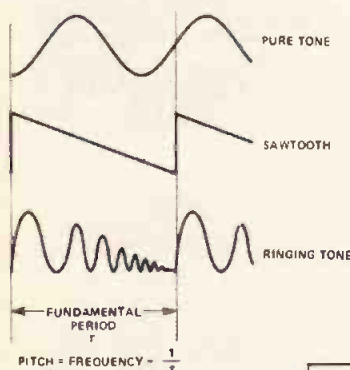
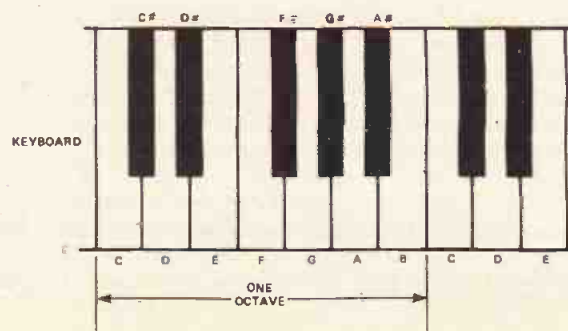


Fig. 1 Pitch perception.

NOTE	FREQUENCY (Hz)
A0	27.5
A1	55.0
A2	110.0
A3	220.0
A4	440.0
A5	880.0
A6	1760.0
A7	3520.0

NOTE	FREQUENCY (Hz)	RATIO
C4	261.6	1.0000
C4#	277.2	1.0595
D4	293.7	1.1225
D4#	311.1	1.1892
E4	329.7	1.2599
F4	349.2	1.3348
F4#	370.0	1.4142
G4	392.0	1.4983
G4#	415.3	1.5874
A4	440.0	1.6818
A4#	466.1	1.7818
B4	493.9	1.8877
C5	523.2	2.0000

Fig. 2 (below) Keyboard layout with table showing equal temperament tuning.



will get a strong impression of its pitch. You will not be able to define its frequency in Hertz, but you will be able to remember its pitch. A sawtooth has a strong harmonic structure but even so you will get the same pitch perception. The ringing tone has virtually no energy at the fundamental frequency and yet it is still possible to correctly perceive the pitch of the signal, although it is more difficult than for the pure tone.

Most musical instruments produce a range of notes. Some instruments, like violins, can produce a continuous range of frequencies; because, unlike the guitar, there are no frets along the neck of the instrument. Keyboard instruments have fixed tuning; the piano, for example. The keyboard is an excellent choice for controlling a synthesiser, as it is easily converted so that it generates suitable electrical signals and it is widely accepted by musicians. Equal temperament tuning is used, that is there are twelve notes per octave and they are spaced at intervals of the twelfth root of two (that is 1.0594631) along an exponential curve, as in Fig. 2.

When You Hear The Tone . . .

The keyboard is used to define the fundamental pitch of a sound, but the actual shape of the waveform will determine its harmonic structure (Fig. 3). A sinewave is a pure tone and has no harmonics. A halfwave-rectified sine wave contains a fundamental plus a series of even harmonics. A fullwave-rectified sine wave is composed entirely of even harmonics. The squarewave and the triangle are both composed of a series of odd harmonics; in fact if you lowpass filter a square wave you can produce a triangle. The triangle is a fairly pure tone, with little of the energy in the waveform contained in its harmonics. The sawtooth is a rich waveform, having both odd and even harmonics.

The harmonic structure of all these waveforms extends to infinity, but the drawings only show the first 15 harmonics. If we call the harmonic number *n*, then the harmonic amplitude is easy to define. The rate at which the harmonic amplitude

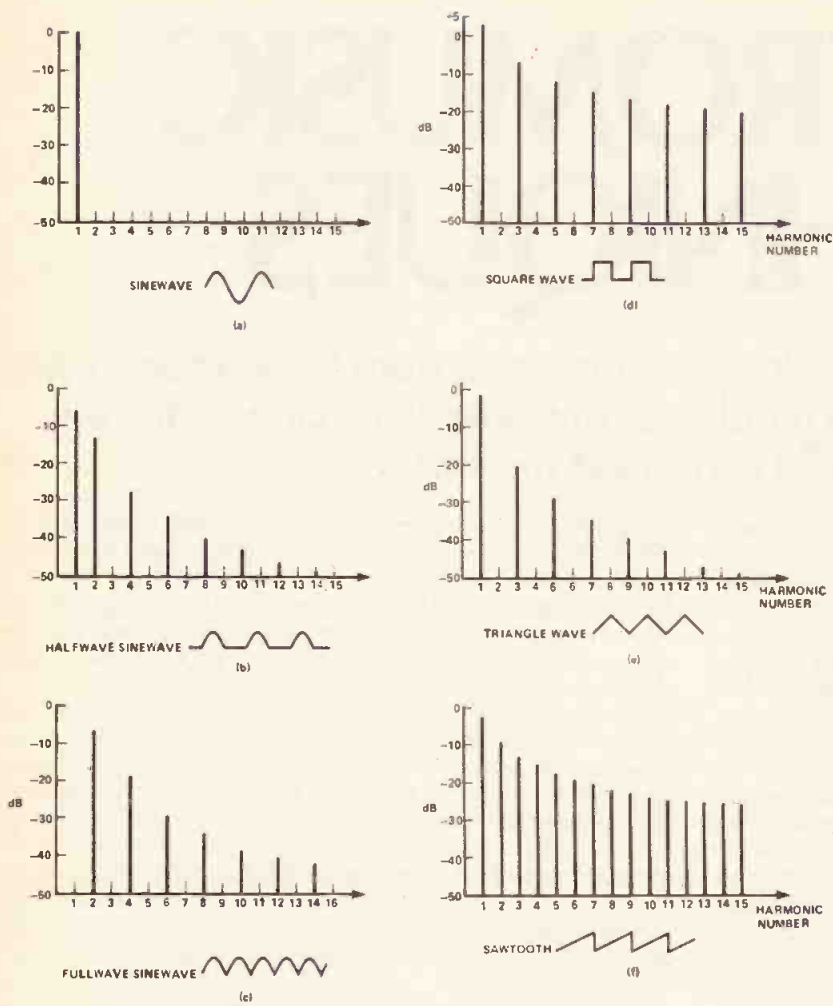


Fig. 3 Harmonic structure of various standard musical waveforms.

decreases is $1/n$ for the sawtooth and square wave and $1/n^2$ for the half and fullwave rectified sine wave and the triangle. Figure 4 shows a sawtooth being constructed from harmonics. The sum of the harmonics is beginning to look like a sawtooth. As more harmonics are added (with the correct phase and amplitude) the sum will converge upon the correct sawtooth shape. An interesting effect can be produced by changing the mark/space ratio of the square wave. This modifies the *odd* harmonic spectrum and introduces *even* harmonics. The mark/space ratio is often dynamically modified as a synthesis process.

Frequency modulation is often employed in synthesisers to produce vibrato and other dramatic pitch change effects. Figure 5 shows some of the effects of frequency modulation. As the modulation depth is increased, frequency sidebands are generated. Their spacing and amplitude are determined by the modulation depth and the modulation and carrier frequencies. To precisely calculate them involves some complex maths and Bessel functions (which I have forgotten all about). To make matters worse, synthesisers usually use voltage controlled oscillators with an exponential transfer function, which tends to exponentially distort the sideband positions. But so what! Music synthesisers are all about making music and not the calculation of sidebands. If a particular electronic device produces a useful musical effect, then use it, don't analyse it.

The output from an oscillator is known as an excitation signal. This defines the pitch of the signal, and to a certain extent the harmonic content of the final signal. It is common practice to filter the excitation signal (Fig. 6). The frequency response of the filter is referred to as a formant. The formant modifies the harmonic spectrum of the excitation, producing a colouration

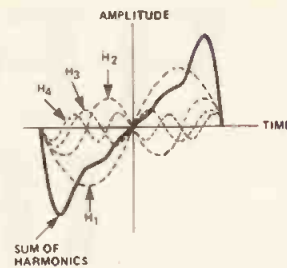


Fig. 4 Adding the first four harmonics to construct a sawtooth waveform.

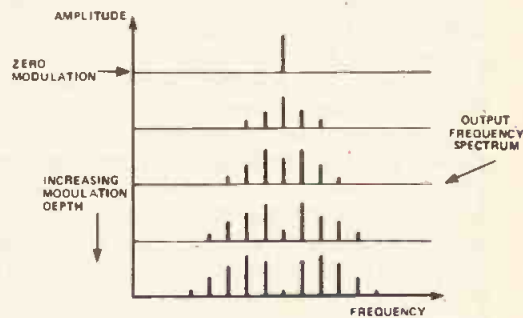
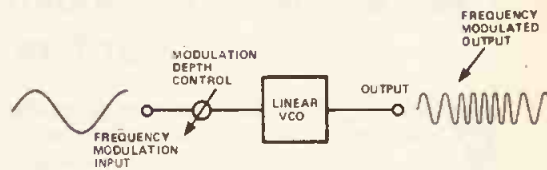


Fig. 5 The effects of frequency modulation.

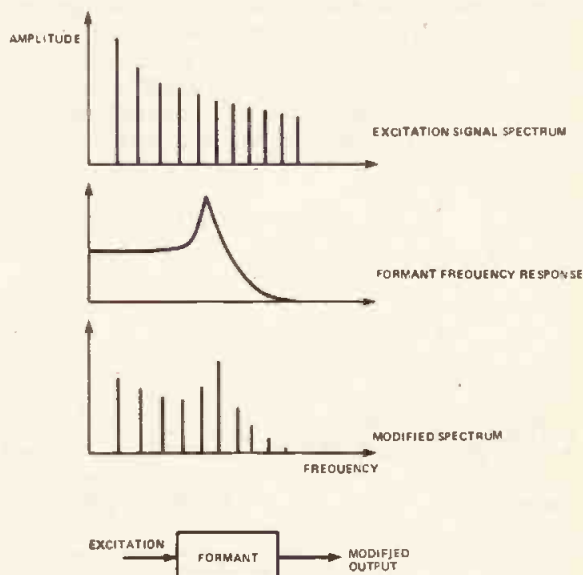


Fig. 6 The effect of filtering an excitation signal.

of the sound. The format is usually a mobile filter and this makes it possible to dynamically alter the sound colour. If the formant has a sharp resonant peak, then the output signal will ring as it passes the harmonics of the excitation.

Another parameter that characterises a sound is its

amplitude contour or envelope (Fig. 7). A sound that has a sharp attack and a slow release is similar to a plucked instrument. Other envelopes will make the sound seem like something else.

Building Blocks

Most synthesisers are constructed from standard building blocks, and most of these blocks are voltage controlled. This is a very powerful concept, because it enables you to control a unit with a combination of control voltages and/or audio signals. Building blocks can be patched together in any arbitrary order to produce any system that is wanted. Some standard building blocks are detailed below.

Voltage Controlled Oscillator Used to generate the pitched excitation signals. Often a VCO will generate a wide range of waveforms. The control sensitivity is usually +1 V/octave. Therefore a one twelfth of a volt change will alter the oscillator pitch by one semitone. The exponential control law is a very powerful concept. If a VCO is being driven so that it produces a melody, then adding +1 V to the control input will transpose the melody up by one octave. Thus musical transpositions are very simple to produce. Often more than one VCO will be used, so that a rich chord is obtained.

Voltage Controlled Filter This is used as a formant for the excitation signal. The VCF is generally a lowpass filter, but it can often be a multi-mode device with lowpass, highpass, bandpass and notch responses. The VCF also has a Q (resonance) control. The control sensitivity is +1 V/octave for the frequency parameter, and undefined for the Q.

Voltage Controlled Amplifier The VCA controls the level of audio signals. The control law can be linear or logarithmic. The VCA is usually controlled by an ADSR unit and is employed to generate signal envelope contours. The device is a two quadrant multiplier.

Attack, Decay, Sustain, Release unit The ADSR is used to generate the signal envelope contour and also the VCF sweep waveform.

Ring Modulator This is a four quadrant multiplier or balanced multiplier. The output voltage is the product of the two input signals. It is often used to generate discordant or clangerous sounds.

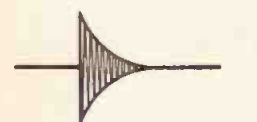
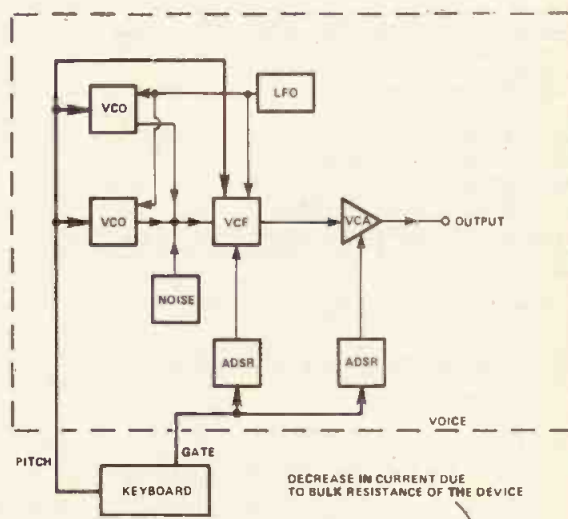
Noise source Generates random noise, which can be used in the synthesis of non-pitched sounds such as explosions. Filtered or sampled noise can be used as a random control voltage.

Low Frequency Oscillator These oscillators are used to generate vibrato in the VCO or a filter sweep in the VCF.


Keyboard Musical control interface, generating pitch voltages of +1 V/octave and also a gate signal to indicate that a note is pressed. A monophonic keyboard only allows one note at a time to be pressed, but if more than one can be pressed simultaneously then the system is polyphonic.

There are several other building blocks such as flangers, sequencers, frequency shifters, and pitch detectors, but there isn't enough space to deal with them.

Polyphonic synthesisers tend to be voice-based; ie all the building blocks are pre-routed to form a voice (Fig. 8). Modular systems are not pre-routed and have to be patched, either with lots of jack-to-jack patch leads or via a matrix patch board using patch pins. Patch leads are relatively inexpensive, but the leads get in the way and it is often difficult to see just what you have patched. Matrix patch boards are easy to understand, but they suffer from crosstalk and a large board (60 by 60) might cost £500!



SHARP ATTACK, SLOW DECAY - PLUCKED



SLOW ATTACK, SLOW DELAY - "PIPE ORGAN"

Fig. 7 (Above) Two typical amplitude contours, or envelopes.

Fig. 8 (Top right) The standard synthesiser voice.

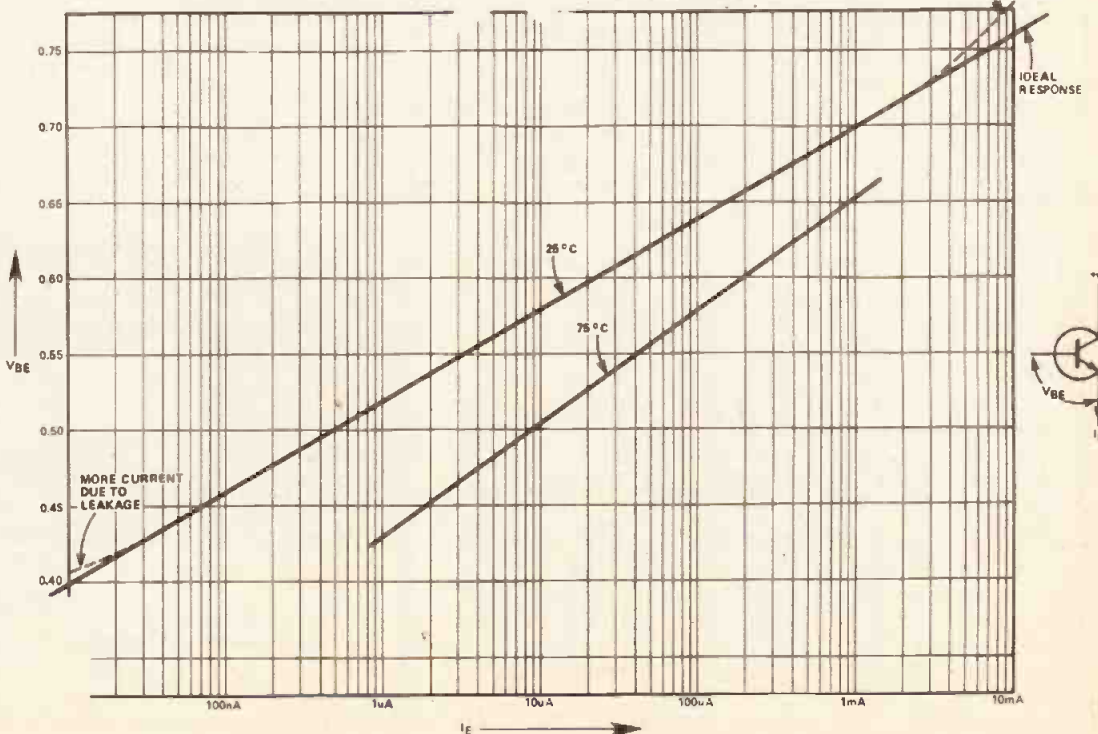
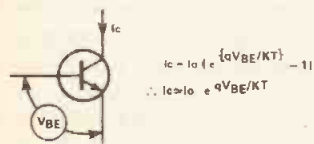


Fig. 9 (Right) Silicon diode transfer characteristics.

Diode Data

The silicon diode has an exponential transfer function, that is the diode current increases exponentially for linear increments in the diode voltage (Fig. 9). This can be used to turn linear changes from, say, a keyboard into exponential or musical intervals in a VCO. The required musical range is probably no more than 200 to 1 and so a suitable operating current would be 0.5 uA to 100 uA, thus avoiding the non-exponential parts of the curve. The silicon diode is temperature dependent (it is often used as a thermometer) and so great care must be used to avoid thermal problems. The junction voltage changes by $-1.9 \text{ mV}/^\circ\text{C}$, but a semitone change is equivalent to 1.5 mV,



WHERE
 I_o IS THE EMITTER SATURATION CURRENT
 K IS BOLTZMANN'S CONSTANT
 q IS THE CHARGE ON AN ELECTRON
 T IS THE TEMPERATURE IN $^\circ\text{K}$

HOWEVER, $\frac{KT}{q}$ IS 26mV AT 28.58 $^\circ\text{C}$ (301.73 $^\circ\text{K}$ IS ROOM TEMPERATURE).
 THEREFORE, $I_c \approx I_o e^{V_{BE}/26}$

WHERE V_{BE} IS MEASURED IN mV
 REARRANGING THE EQUATION,

$$26 \cdot \ln\left(\frac{I_c}{I_o}\right) = V_{BE}$$

THEREFORE, AN OCTAVE CHANGE IN I_c IS CAUSED BY A 18.021827mV CHANGE IN V_{BE} (AT 28.58 $^\circ\text{C}$). HOWEVER, IF THE TEMPERATURE WERE $+1^\circ\text{C}$ HIGHER, THEN V_{BE} WOULD HAVE TO BE INCREASED IN SIZE TO A NEW VALUE OF

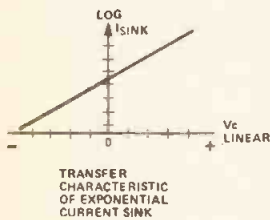
$$26 \times \ln\left(\frac{302.73}{301.73}\right)$$

SO, FOR AN OCTAVE CHANGE IN I_c AT THE NEW TEMPERATURE, V_{BE} MUST CHANGE BY 18.08155mV, AN INCREASE OF 0.059723mV. THIS CAN BE EXPRESSED AS A PERCENTAGE CHANGE PER $^\circ\text{C}$:-

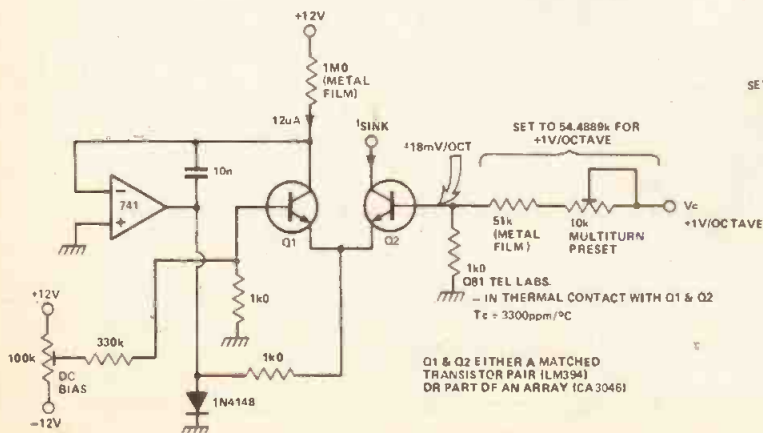
$$\text{TEMPERATURE SENSITIVITY} = \frac{0.059723 \times 100}{18.021827} = 0.33139\% / ^\circ\text{C}$$

Fig. 10 Exponential transistor characteristics.

Fig. 11 (Below) An exponential current sink.



TRANSFER CHARACTERISTIC OF EXPONENTIAL CURRENT SINK



therefore a 1°C change could result in a 1.27 semitone change in pitch! Figure 9 shows two temperature effects in operation; there is a large shift and the slope of the line changes.

Figure 10 illustrates the equations that determine the diode operation. Two facts emerge from these equations. First, an 18 mV change in V_{BE} will double the current I_c , and second, this parameter has a temperature coefficient of $-0.33\%/^\circ\text{C}$. Both the temperature problems can be resolved by using a circuit similar to that shown in Fig. 11. Transistor Q1 is run at constant current (12 uA) by the op-amp. Q2 is used as the exponentiator transistor. The emitter of Q2 is held at a voltage of about $-0V_6$. Any voltage change at the base of Q2 will result in an exponen-

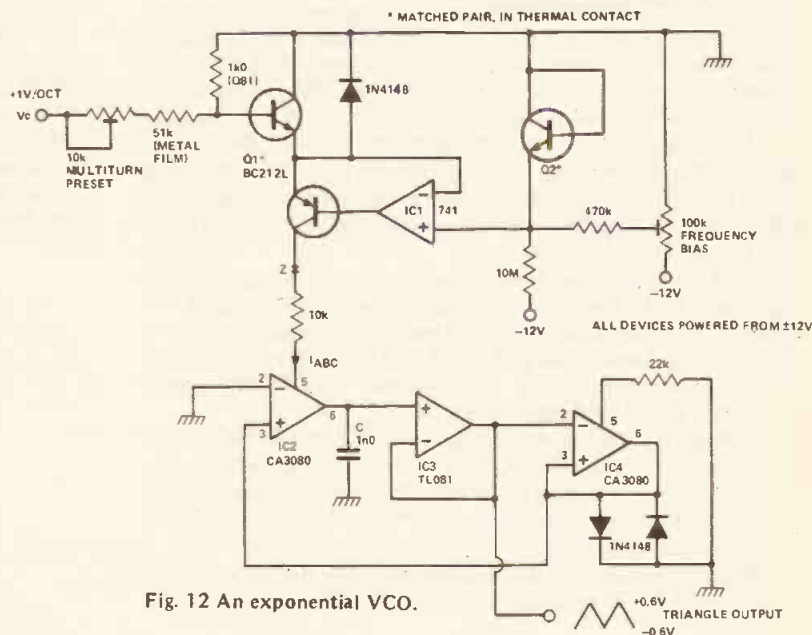


Fig. 12 An exponential VCO.

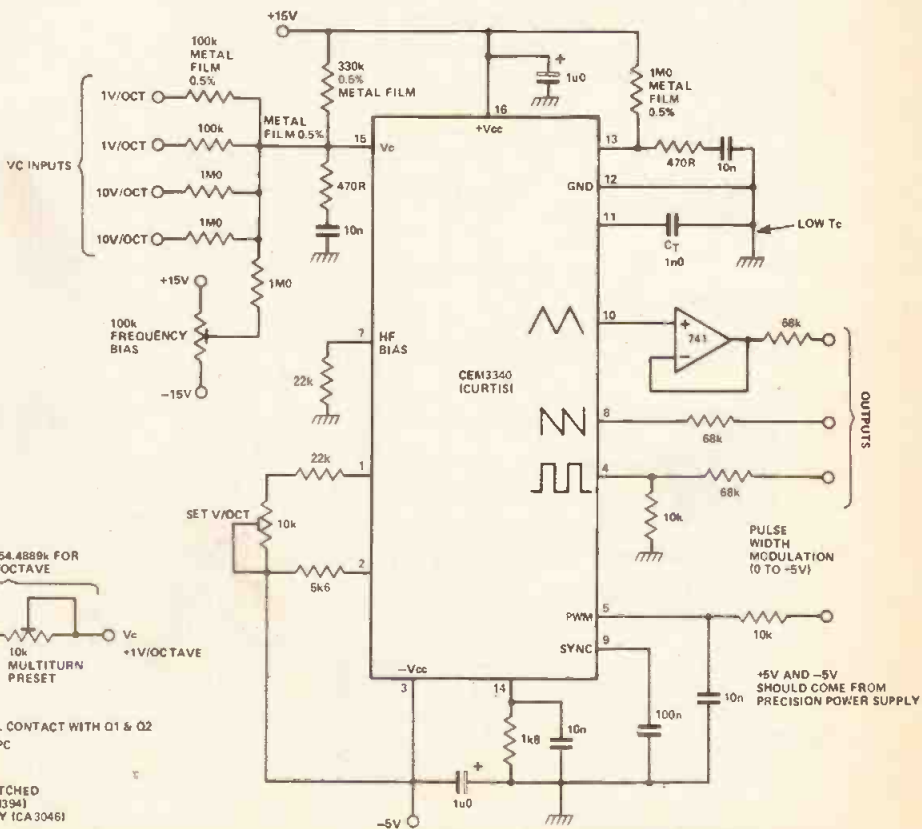


Fig. 13 A VCO using a monolithic device.

tial change in the collector current of Q2. Q1 and Q2 are in thermal contact and so any temperature change will effect both equally. Thus the $-1.9 \text{ mV}/^\circ\text{C}$ factor is cancelled out by Q1 acting as a compensating thermometer for Q2. The slope change is removed by using a temperature sensitive resistance (Q81 — Tel Labs) which has an equal but opposite temperature coefficient to the diode junction. This resistor is often in thermal contact with the matched transistors. If this circuit is connected to a linear current controlled oscillator, a musical VCO is produced.

VCO Circuits

Figure 12 is the circuit for an exponential VCO using an exponential current source. The oscillator is a standard triangle-square wave device. IC2 is a current-controlled integrator; the slow rate at its output is equal to I_{ABC}/C . This voltage is buffered by IC3 which drives a Schmitt trigger IC4. The output of IC2 ramps up and down between the two hysteresis levels which are determined by the two clamping diodes connected to the output of IC4. Any stray capacitance on the output of IC4 will slow down the Schmitt trigger and this will make the VCO go flat at high frequencies. Also the propagation time delay around the oscillator will cause a flattening out of the response at high frequencies. These effects can be nulled out but they may not even affect things if the VCO frequency is kept relatively low.

A very good VCO is shown in Fig. 13. It is a monolithic device, the CEM3340 from Curtis Electromusic Specialities Inc who make a range of electronic music devices. As can be seen, very few external parts are needed to implement the VCO. All the temperature compensation is performed inside the chip. Triangle, sawtooth and variable mark/space square wave outputs are simultaneously available. The mark/space ratio is a voltage controlled parameter. A sync input is also provided so that the VCO can be slaved to another oscillator.

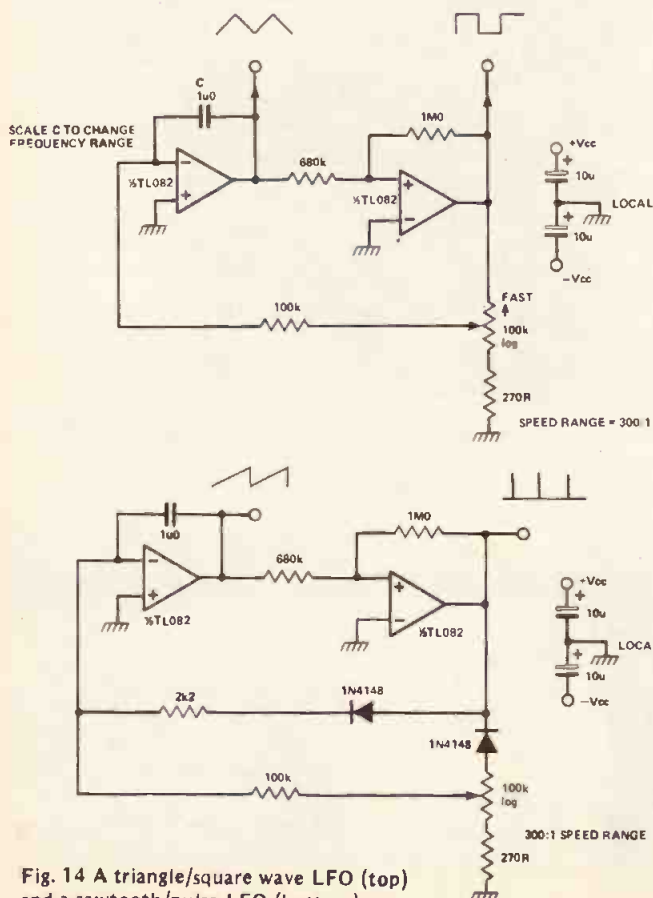


Fig. 14 A triangle/square wave LFO (top) and a sawtooth/pulse LFO (bottom).

LFO Circuits

A couple of LFO units are shown in Fig. 14. All four output waveforms can be usefully employed to sweep VCOs and VCFs. Often the waveforms are mixed together to produce strange frequency modulations. When the sawtooth is fed into one side of a ring modulator and noise into the other, a beat track can be generated; it sounds a bit like a cymbal being hit.

Noise Generators

In 'the old days' noise sources were made by amplifying the noise current of a diode junction that was zenering. These were a bit unreliable, and always involved selecting the device. However, noise can be generated digitally with a maximum length pseudorandom sequence generator (Fig. 15). The noise spectrum is relatively flat and always the same. If you slow down the clock rate you can get some interesting sounds; I think that this is used on some TV games. If a longer shift register is used, say 30 or 40 stages (the 4006 is 18 stages long), and the noise source is turned on, a tone is initially heard which gradually changes into noise as the sequence becomes more scrambled up. You can purchase a monolithic noise generator (pseudorandom); it is the MM5837 made by National Semiconductor, also sold by AMI with the part number S2688.

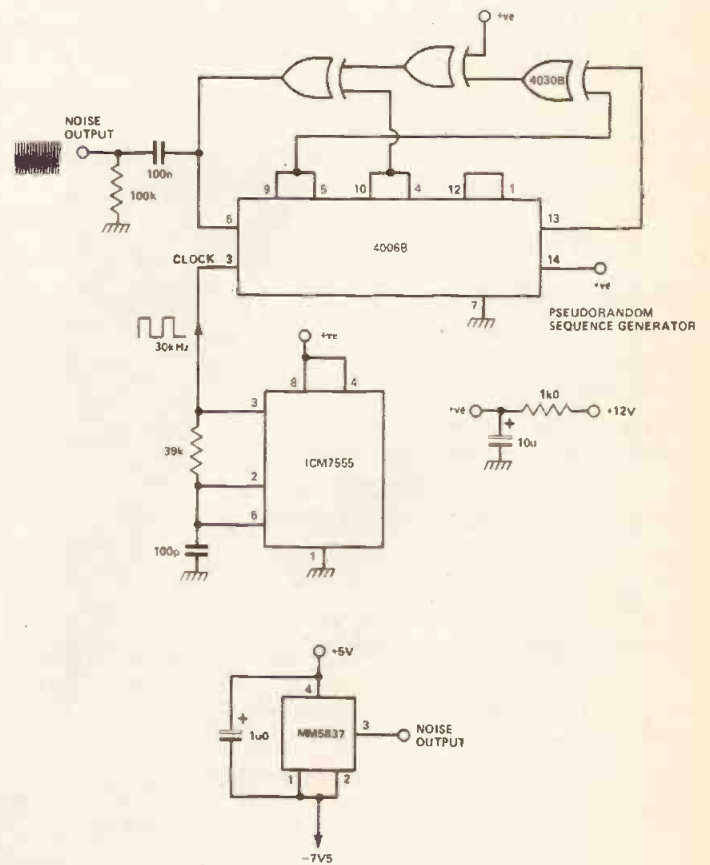


Fig. 15 A digital noise source (top) and a noise generator chip (bottom).

Five pages gone already, and we've still only scratched the surface of this fascinating subject. In part two next month, Tim Orr will continue his discussion of electro-music techniques with yet more circuit building blocks.

ETI

introducing

The WERSI Comet



CLOSE UP OF COMET KEYBOARD

Aura Sounds have pleasure announcing the Comet, the "Band in One" organ, is now available through our branches. Once again the Comet achieves the optimum performance in its class.

It offers:—

● Numerous realistic and interesting tonal colours with guitar voices, synthesiser and other modern sounds together with the more traditional drawbar and orchestral sounds

● Playing aids include chord memory, WRS, Keyboard Selector, Wersi matic rhythm and automatic accompaniment section plus much, much more

● Comet can accept up to four satellite keyboards (in addition to the 2 keyboards on the organ — a five man band can play on one instrument.

● Wersi have simplified self assembly even more, with plug in circuits etc.

● Ergonomic playing table eases operation.

The Comet is available in the elegant lines of the spinet (W10 S) and with chromed steel legs (W10 T) for transportability.

The Comet, the Organ to see us through the eighties — available now.

For more details of this superb organ, ring us now on 01-668 9733 or write to Aura Sounds Ltd. at the Purley Branch.



THE COMET TRANSPORTABLE W10 T

AURA SOUNDS LTD.

are the first company to successfully market WERSI organs and kits in the U.K.

We have modern show-rooms where we pride ourselves you will receive a friendly welcome Why not pop in and see the WERSI range for yourself — we can always arrange a free demonstration. We also offer a free technical telephone support service which is second to none.

Alternatively, fill in the coupon below for free details. For immediate action telephone 01-668 9733 24 hour answering service.

AURA SOUNDS LTD.

14-15 Royal Oak Centre, Brighton Road, Purley, Surrey.

Tel: 01-668 9733

17 Upper Charter Arcade, Barnsley, Yorkshire.

Tel: (0226) 5248

1729 Coventry Road, Sheldon, Birmingham.

Tel: 021-707 8244

Micro Centre, Albany Road, Newquay, Cornwall.

Tel: Newquay 5953

WERSI and AURA — The Winning Combination



THE COMET SPINET W10 S

Please send me FREE, all the details of The Comet and Wersi Range


NAME _____

ADDRESS _____

Send to Aura Sounds Ltd., 14/15 Royal Oak Centre, Brighton Road, Purley, Surrey.

ET/14

ACCURATE VOLTAGE MONITOR



This simple, low-cost instrument can be built into power supplies or used as a portable or fixed 'battery condition' monitoring meter. Design by Simon Campbell and Roger Harrison.

Common storage batteries to power nominal 12 V DC electrical systems have a terminal voltage that ranges from a little over 10 V when discharged to around 15 V when fully charged, the operating voltage being somewhere in the range 11V5 to 13V8. Lead-acid batteries, for example, may have a terminal voltage under rated discharge that commences at around 14V2 and drops to about 11V8. A 12 V (nominal) nickel-cadmium battery may typically have a terminal voltage under rated discharge that starts at 13 V, dropping to 11 V when discharged.

Equipment designed to operate from a nominal 12 V DC supply may only deliver its specified performance at a supply voltage of 13V8 — mobile CB and amateur transceivers being a case in point. Other DC operated equipment may perform properly at 12V5 but 'complain' when the supply reaches 14V5.

To monitor the state of charge/discharge of a battery, a battery-operated system or the output of power supplies, chargers, etc, a voltmeter which can be easily read to 100 mV over the range of interest (10 to 15 V) is an invaluable asset. This project does just that.

The Circuit

An LM723 variable voltage regulator is employed to set an accurate 'offset' voltage of 5 V, and the meter (M1) plus the trimpot RV2 and R3 make up a 5 V meter, with the trimpot allowing calibration. The negative terminal of the meter is connected to the output of the 723 so that it is always held at 5 V 'above' the circuit negative line. The positive end

of the meter goes to a zener which will not conduct until more than 5 V appears between the circuit +ve and -ve lines. Thus the meter will not have forward current flowing through it until the voltage between the +ve and -ve rails is greater than 10 V, and will read full scale when it reaches 15 V (after RV2 is set correctly).

The meter scale limits may be adjusted by setting the output of the 723 higher or lower (adjusted by RV1) and setting RV2 so that the meter has an increased or decreased full-scale deflection range.

A variety of meter makes and sizes may be used.

Construction

Mechanical construction of this project has been arranged so that the PCB can be accommodated on the rear of any of the commonly available moving coil meter movements. We chose a meter with a 55 mm wide scale (overall panel width, 82 mm). A meter movement with a large scale is an advantage as it is considerably easier (and more accurate) to read than

HOW IT WORKS

The meter, M1, is a 1 mA meter with series resistance — made up of R3 and RV2 — so that it becomes a 0-5V voltmeter. The negative end of the meter is maintained at 5 V above the circuit negative line by the output of IC1, a 723 adjustable regulator. The positive end of the meter is connected to the circuit positive line via ZD1, a 4V7 zener diode. Thus, no 'forward' current will flow in the meter until the voltage between the circuit negative line and the circuit positive line is greater than $5 + 4.7 = 9V7$.

Bias current for the zener is provided by a FET, Q1, connected as a constant current source so that the zener current is accurately maintained over the range of circuit input voltage. This ensures the zener voltage remains essentially constant so that meter reading accuracy is maintained.

The trimpot RV1 sets the output voltage of the 723. This determines the lower scale voltage. Trimpot RV2 sets the meter scale range, less resistance decreases it.

Diode D1 protects the circuit against damage from reverse connection.

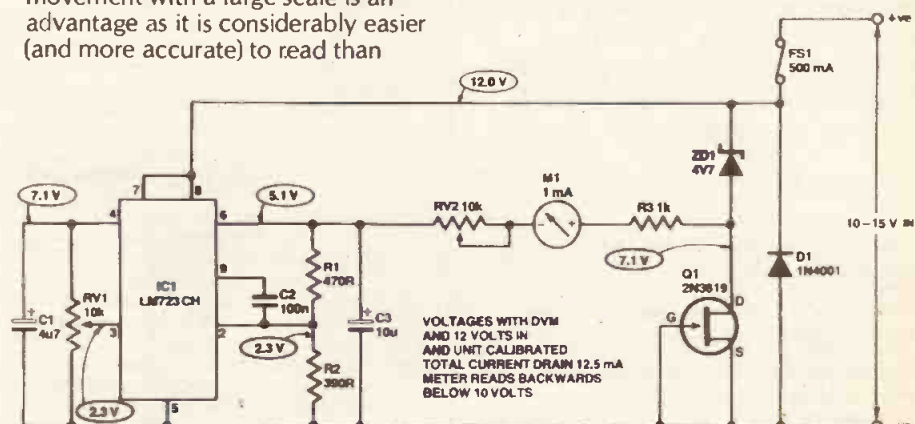


Fig. 1 Circuit diagram for the Voltage Monitor.

PROJECT : Voltage Meter

Having chosen your meter, drill out the PCB to suit the meter terminal spacing first. The components may then be assembled to the board in any particular order that suits you. Watch the orientation of the 723, ZD1, the FET and particularly D1. The latter is an 'idiot diode'. That is, if you have a lapse of concentration or forethought and connect your project backwards across a battery, the fuse will blow and not the project. Fuses are generally found to be cheaper than this project!

Seat all the components right down on the PCB as the board may be positioned on the rear of the meter with the components facing the meter. The size of C2 may give you a little trouble. Polyesters are generally too large and therefore unsuitable. We used a ceramic type capacitor — as commonly used on computer PCBs as bypasses. Alternatively, a 100n tantalum capacitor (+ve to pin 2 of IC1) may be used. The actual value or type of capacitor is not all that critical.

We have used multiturn trim pots for RV1 and RV2 as they make the setting up a whole lot easier

Calibration

For this you will need a variable power supply covering 10 to 15 V and a digital multimeter (borrow one for the occasion).

First set the 10 V point. Connect the digital multimeter across the power supply output and adjust the power supply to obtain 10.00 V. Set the mechanical zero on the meter movement to zero the meter's pointer. Connect the unit to the power supply output and adjust RV1 to zero the meter needle.

Next, set the power supply to obtain 15.00 V. Now adjust RV2 so that the meter needle sits on 15 V (full scale). Check the meter reading with the power supply output set at various voltages across the range. We were able to obtain readings across the full scale within \pm half a scale reading (\pm 50 mV). With a 2% FSD accuracy meter the worst error may be about \pm one scale division.

BUYLINES

Only one thing to comment on here; when you purchase your LM723 (or uA723 — same thing) make sure you get the version that comes in a T099 case, not the D1L version. The PCB is designed for the 10 pin version as shown in the overlay and the D1L type won't fit. Speaking of PCBs, as usual you can get it from us using the order form on page 44.

PARTS LIST

Resistors (all 1/4 W, 5% metal film)

R1 470R
R2 390R
R3 1k0

Potentiometers

RV1,2 10k cermet multiturn horizontal trimpot

Capacitors

C1 4u7 10 V tantalum
C2 100n ceramic
C3 10u 10 V tantalum

Semiconductors

IC1 LM723 (see Buylines)
Q1 2N3819
D1 1N4002 or similar
ZD1 4V7 400 mW or 1 W zener

Miscellaneous

M1 1 mA meter (see text)
FS1 500 mA fuse and in-line fuse holder
PCB (see Buylines); meter scale to suit meter; red and black cable, etc.

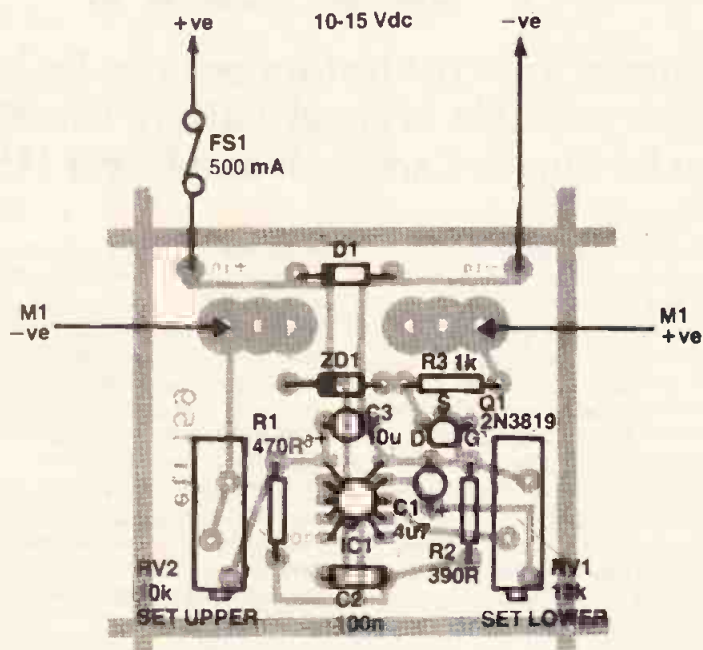


Fig. 2 Component overlay for the Voltage monitor. Note that IC1 is in a 10-pin T099 case.

BATTERY CONDITION AND TERMINAL VOLTAGE

The 12 V battery, in its many forms, is a pretty well universal source of mobile or portable electric power. There are lead-acid wet cell types, lead-acid gel electrolyte (sealed) types, sealed and vented nickel cadmium types, and so on. They are to be found in cars, trucks, tractors, portable lighting plants, receivers, transceivers, aircraft, electric fences and microwave relay stations — to name but a few areas.

No matter what the application, the occasion arises when you need to reliably determine the battery's condition — its state of charge, or discharge. With wet cell lead-acid types, the specific gravity of the electrolyte is one reliable indicator. However, it gets a bit confusing as the recommended electrolyte can have a different S.G. depending on the intended use. For example, a low duty lead-acid battery intended for lighting applications may have a recommended electrolyte S.G. of 1.210, while a heavy-duty truck or tractor battery may have a recommended electrolyte S.G. of 1.275. Car batteries generally have a recommended S.G. of 1.260. That's all very well for common wet cell batteries, but

measuring the electrolyte S.G. of sealed lead-acid or nickel-cadmium batteries is out of the question.

With NiCads, the electrolyte doesn't change during charge or discharge.

Fortunately, the terminal voltage is a good indicator of the state of charge or discharge. In general, the terminal voltage of a battery will be at a defined minimum when discharged (generally between 10 and 11 V), and rise to a defined maximum when fully charged (generally around 15 V). Under load, the terminal voltage will vary between these limits, depending on the battery's condition.

Hence a voltmeter having a scale 'spread' to read between these two extremes is a very good and useful indicator of battery condition. It's a lot less messy and more convenient than wielding a hydrometer to measure specific gravity of the electrolyte!

The charge and discharge characteristics of typical lead-acid and sealed NiCad batteries are given in the accompanying figures.

ELECTRONIC KITS

Micro-processor universal Timer

This incredibly versatile programmable timer can control up to 20 functions at accurately timed intervals over a period of a week. Originally developed for industrial and laboratory use it offers many interesting and exciting possibilities for the amateur constructor.

Based on a pre-programmed TMS 1000 Microprocessor, the unit provides a 24 hour clock with four independent relay controlled outputs with a programmable period of one week. Up to 20 daily or weekly programmable functions can be set via a keyboard. Any of the timer functions can be assigned to control any one of the four relay outputs thus providing almost unlimited programming possibilities.

No previous experience of microprocessor programming is necessary since the manual explains all the possible operations, clearly and simply, enabling the inexperienced user to be fully conversant within one hour. Completed programme steps are indicated by LED's

The kit comes complete with printed panel and may be installed either as a 'built-in' or a 'free-standing' unit. A stabilised power supply mounted on a separate printed circuit board is supplied with the unit. It requires the addition of a 12V, 1A transformer. There is space on the board for up to four output control relays. One is supplied with the kit. Further relays may be ordered separately as required. Price: *(excluding wooden housing as illustrated)* £48.37 inclusive of VAT and DELIVERED FREE on U.K. mainland.

APPLICATIONS

The programmable timer can provide central control of domestic electrical cooking, heating and entertainment equipment. The possibilities are limited only by the imagination of the user. Control of house lighting to discourage intruders; control of TV or audio equipment; sound or video recording control; automatic plant watering; automatic pet doors or feeding — are a few simple examples. For the professional or industrial user many uses in this area of process control will be found.

TECHNICAL DATA:

Power supply: Mounted on separate pcb with space for up to four output control relays. Requires 12V/1A transformer.

CONTROL SWITCHING:

Standard relays (one supplied with kit) will switch 2A. Additional relays may be ordered separately.

National relay, order no. HT 12V.
Siemens relay, order no. R1 INV12

MICROPROCESSOR:


TMS 1000

DISPLAYS:

12mm 7 segment LED numerical display. LED programme function indicators.

DIFFICULTY GRADE: 3

KIT NUMBER: K1682



THE VELLEMAN KIT RANGE

- 2.2 Watt mini amplifier
- Mono VU using LED's
- 7 Watt amplifier
- Dimmer 1000 Watt
- Dimmer 1000 Watt(deparasite)
- High precision stopwatch
- Microprocessor Universal timer
- 20 Watt monolithic amplifier
- FM oscillator
- Stereo VU using LED's
- Universal mono pre-amplifier
- 60 Watt power amplifier
- Power supply 1 Amp
- Power supply for stereo 60 Watt amplifier
- Running light
- Digital panel meter
- Single digit counter
- Transistor ignition
- Complex sound generator
- 50 Hz crystal base
- 4 channel infra-red remote control (transmitter or receiver)
- Infra-red detection system (transmitter or receiver)
- Central alarm unit
- FM stereo decoder
- High quality FM tuner
- Digital frequency counter for receivers
- CB power supply 3.5 Amp 12V
- Digital thermometer
- FM stereo receiver (19 in. rack-mounting)
- 2 channel infra-red remote control light dimmer (transmitter or receiver)
- Infra-red receiver for tuner K2558
- Infra-red transmitter for tuner K2558
- Tap/slide synchronizer
- 3 channel coloured light organ
- 20 cm display (common anode)
- 20 cm display (common cathode)
- Three tone bell
- 5-14V DC 1 Amp Universal power supply
- Light computer
- Universal stereo pre-amplifier
- Stereo RIAA corrector amplifier
- Universal 4 digit up/down counter with comparator
- Microprocessor doorbell with 25 tones
- 40 Watt audio amplifier
- Electric drill speed control
- Microprocessor-controlled EPROM programmer (kit form)
- Microprocessor-controlled EPROM programmer (built and tested)
- Universal start/stop timer

Repair Service available (for a nominal charge) if your soldering technique is not quite what it should be!

Any technical enquiries welcomed —in writing—and will be answered promptly by letter.

TRADE ENQUIRIES WELCOME



VELLEMAN UK

P.O. Box 30, St. Leonards-on-Sea, East Sussex TN37 7NL Tel: Hastings (0424) 753246

Limited

Please send me your free catalogue of Velleman electronic kits:

ETI

Name

Address

COMPUTER EXPANSION SYSTEM

How's your memory? If you're lacking EPROM and the ability to program it, the fourth of our expansion cards is just what you need. Design by Watford Electronics.

This month we present an EPROM programmer and associated EPROM cards suitable for the machine code freak to store away those beloved extra routines or the space invaders freak to capture his aliens in 0's and 1's for life.

The first major consideration when designing an EPROM programmer is just what EPROMs should it be capable of blowing. There is more than just a little confusion here. There are two basic types of EPROM currently available — those that run off a three rail supply and those that run from a

single +5 V rail. The two sizes of PROM most popular at the moment are 2K x 8 and 4K x 8. Aha! here manufacturers have had some fun. Intersil and others like calling their triple rail PROMs 2716 and 2732 whereas Intel make their 2716 and 2732 single rail; not to be missed out Texas try to settle the balance by nominating their EPROMs 2516 and 2532; both are single rail!

To clear up the matter our programmer will program single rail EPROMs only, these being the most popular. It will program the Texas 2516 2K x 8 EPROM and Intel 2716 2K x 8 EPROM as these are pin-for-pin compatible (see Fig. 1). However, 2532

and 2732 4K x 8 EPROMs are not compatible and we have stuck to the 2532, as this then allows for use of the new 2764 8K x 8 EPROMs with the minimum alteration (see Fig. 2). If you wish to program 2764's then you must make the alterations to correct the \overline{OE}/V_{pp} and \overline{CS} lines. A12 has been brought to pin 1 and power (V_{CC}) to pin 28.

Selection of the type of EPROM you want to program is made by means of a quad DIL switch. This switch is unusual in that each section operates two oppositely biased single pole switches — this means it can be





Fig. 1 You can program these EPROMs...

HOW IT WORKS

PROM PROGRAMMER

The heart of this board is two 6520 peripheral input-output chips — they serve to generate the address bus, the data and control signals for the chip being programmed.

R1 and C1 generate the power up reset; C4, 5 and 6 are included in for decoupling. The rather peculiar need of the V_{pp} pin for 0, +5 V and +25 V is met by the PSU and switching circuit. Transformer T1 supplies 30 V AC to the bridge which rectifies it and feeds it to smoothing capacitor C3. IC3 and ZD1 regulate this to +25 V DC. C2 is included in the interests of stability. Transistors Q1 and Q2 handle the switching of V_{pp} between 0, 5 and 25 V. This output is then fed to the DIL switch and then to the V_{pp} pin of the EPROM to be programmed. Ports A and B of IC2 are used to generate the address bus — note A12 is connected to pin 1 of the EPROM (on a 28 pin basis) for use later with 2764 EPROMs. The data bus is generated by port A of IC1, while port B of IC1 generates the control for V_{pp} and the \overline{CS} and PGM lines which are switched with A11 to the correct pins of the EPROM by the DIL switch.

Inputs to the 6520s are straight from the expansion sockets — $\phi 2$ being used to enable the chips to reduce power consumption.


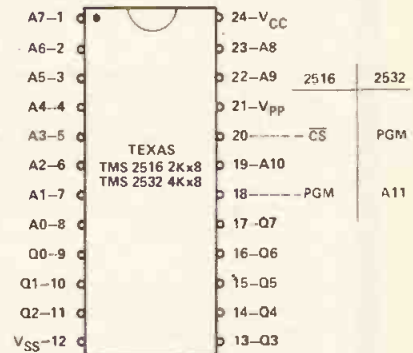


Fig. 2 ...or these ones.

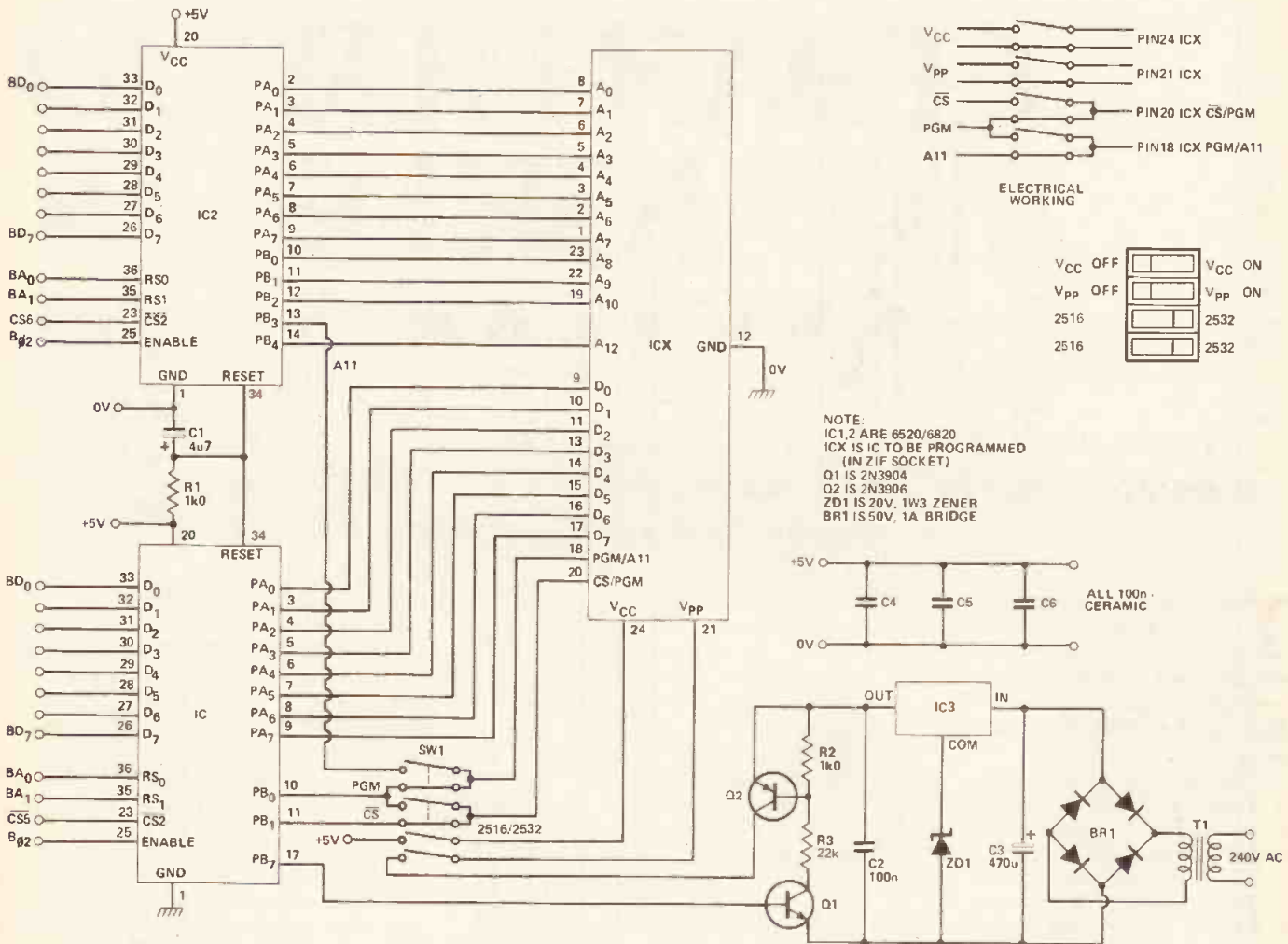


Fig. 3 Circuit diagram of the EPROM programmer, with details of SW1. ICX is the EPROM to be programmed.

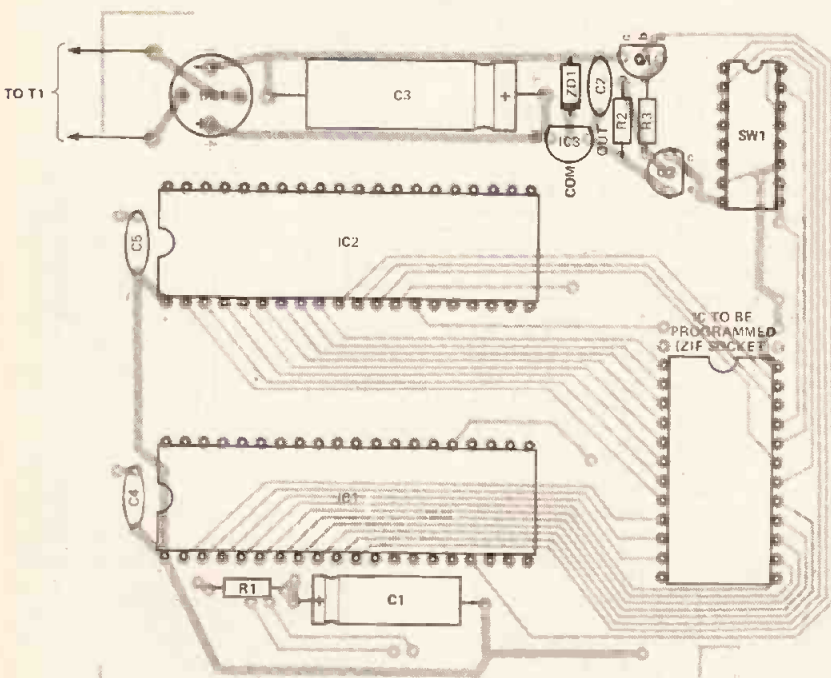


Fig. 4 Overlay for the EPROM programmer. The zero insertion force socket position has extra holes to allow for 2764s.

PARTS LIST

PROM PROGRAMMER	
Resistors (all 1/4 W, 5%)	
R1,2	1k0
R3	22k
Capacitors	
C1	4u7 25 V axial electrolytic
C2,4,5,6	100n ceramic
C3	470u axial electrolytic
Semiconductors	
IC1,2	6520/6820
IC3	78L05
Q1	2N3904
Q2	2N3906
ZD1	20 V, 1W3 zener diode
BR1	1 A, 50 V bridge rectifier

Miscellaneous
 SW1 Quad DPST DIL switch
 PCB (see Buylines); DIL sockets;
 transformer (6 VA, 0-15-0-15)

used as a 4 pole changeover switch and makes it ideal for the job. Two of the four sections are used for chip power (+5 V) and the programming can be destroyed if V_{pp} is applied with V_{cc} disconnected. The other two sections are used to switch CS, PGM and A11 to the correct pins of the ZIF socket according to whether a 2516 or 2532 is to be used.

PROJECT : Computer Expansion

HOW IT WORKS

PROM CARD
The PROM card is very straightforward as all the hard work is done by the motherboard. ICs 5 and 6 are used to generate A10 and A11 and the CS lines. The DIL header plug is used to set jumpers J1-16 according to requirements (see text).

NOTE:
IC1 IS 2516/2532/2764
IC2 IS 2516
IC3 IS 2516/2532
IC4 IS 2516
IC5,6 ARE 7408

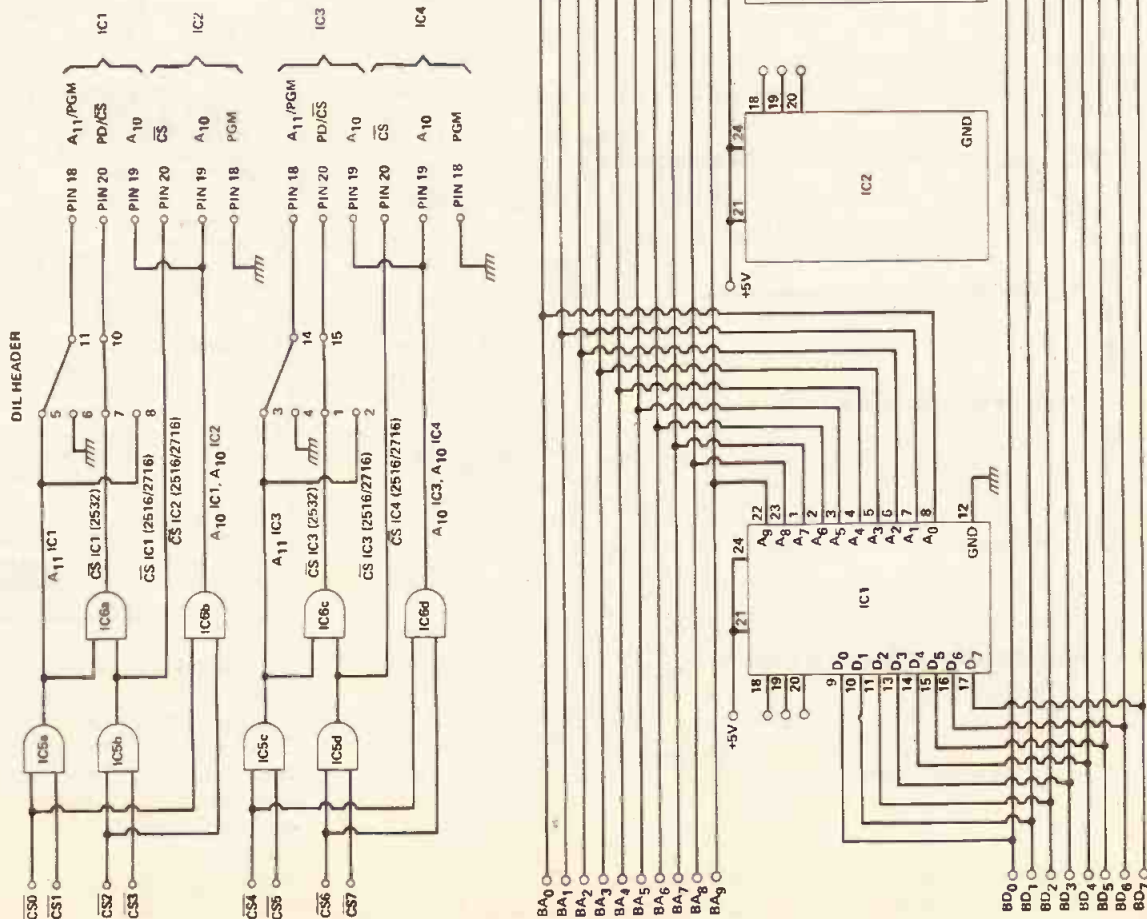


Fig. 5 Circuit diagram for the EPROM card. Links soldered to a DIL header select the correct signals for the various combinations of EPROMs — see Fig. 7 for details.

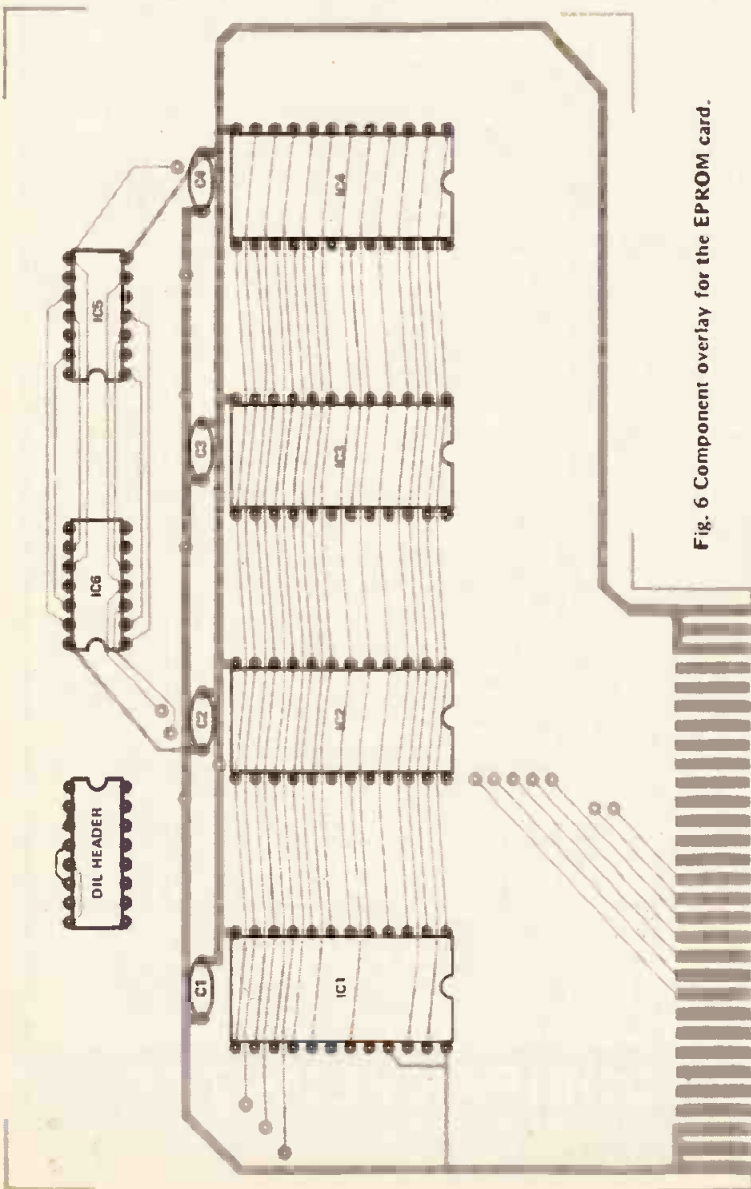


Fig. 6 Component overlay for the EPROM card.

PARTS LIST

PROM CARD	
Capacitors	100n ceramic
C1-6	
Semiconductors	2716, 2516, 2532 — PROMs
IC1-4	as desired
IC5,6	7408
Miscellaneous	DIL sockets as required;
PCB (see Buylines); DIL sockets as required;	header plug (see text).



Fig. 7 Pin assignments for the DIL header (left), and the link requirements for the different EPROM combinations (above).

BUYLINES

A complete kit of parts for these expansion cards are available from Watford Electronics. The PROM programmer kit costs £26.95 (PCB only £9.75); the PROM card kit costs £11.95 (PCB only £9.75). All prices are subject to VAT at 15%.

A similar method has been used on the EPROM card. As there are four sets of switches needed for four EPROMs a 16 pin header plug and socket have been used. You can make up a header for four 2516s and two 2532s and easily change the role of the board by simply exchanging header plugs. This retains better flexibility than jumper links and is cheaper than the method previously considered. The DIL header plug can be wired as in Fig. 3.

Refer to Fig. 7 for an explanation of how the header plug is wired.

Construction

Construction of the two boards is very straightforward — follow the overlays given here. Note that if you want to move the card around in memory then simply break the connections CS5, CS6 to CS2 of the 6520 and re-make to the CS line you desire.

Use two Veropins or similar to bring the 30 V AC from the transformer to the board — unfortunate as it is using a transformer mounted off the PCB to generate the V_{em} voltage, it is about the only practical way from a computer that has supply rails of 0 and 5 V.

Fit the 28 pin DIL socket at the IC1 position on the EPROM board. This is to allow experimenters to fit a 2764 8K chip at a later date.

When you have finished you will have a very powerful means of customising your system to your own specifications. To mention one use: you could burn a renumber routine into ROM and then while writing a BASIC program simply renumber by calling the routine through the USR(X) function.

electronics today international BOOK SERVICE

How to order: Indicate the books required by ticking the boxes and send this page, together with your payment, to: ETI Book Service, Argus Specialist Publications Ltd, 145 Charing Cross Road, London WC2 0EE. Make cheques payable to ETI Book Service. Payment in sterling only please. All prices include P & P. Prices may be subject to change without notice.

BEGINNERS

- Beginners Guide to Electronics Squires £4.50
- Beginners Guide to Transistors Reddihough £4.50
- Beginners Guide to Integrated Circuits Sinclair £4.50
- Beginners Guide to Radio King £4.50
- Beginners Guide to Audio Sinclair £4.50
- Introducing Amateur Electronics Sinclair £4.50
- Introducing Microprocessors £5.20
- Understanding Electronic Circuits Sinclair £5.30
- Understanding Electronic Components Sinclair £5.30

APPLICATIONS COOKBOOKS

- TV Typewriters Cookbook £9.35
 - CMOS Cookbook £9.85
 - Active Filter Cookbook £11.30
 - IC Timer Cookbook £8.65
 - IC Op-Amp Cookbook £12.20
 - ITL Cookbook £9.15
 - MC 6809 Cookbook Carl D. Warren £5.30
 - PLL Synthesiser Cookbook Kinley £5.85
 - 8085A Cookbook Titus £10.75
-
- How To Build Electronic Kits Chapel £3.45
 - 110 Electronic Alarm Projects Marston £5.25
 - 110 Semiconductor Projects for the Home Constructor Marston £5.25
 - 110 Integrated Circuit Projects for the Home Constructor Marston £5.25
 - 110 Thyristor Projects Using SCRs Marston £5.25
 - 110 Waveform Generator Projects Marston £5.25
 - 99 Practical Electronic Projects Friedman £4.20

COMPUTING & MICROPROCESSORS

- What is a Microprocessor? 2 cassette tapes plus a 72-page book £10.00
- Beginners Guide to Computers and Microprocessors with projects £6.05
- Basic Computer Games Ahl £8.05
- Basic for Home Computers Albrecht £6.60
- Illustrating Basic Alcock £4.25
- Troubleshooting Microprocessors and Digital Logic Goodman £6.10
- Z-80 Microcomputer Handbook £9.35
- Microprocessors in Instruments and Control Bibbero £15.30
- Basic Basic Coan £9.95
- Advanced Basic Coan £9.95
- 1001 Things to do with your Personal Computer Sawusch £6.00
- Microcomputers, Microprocessors, Hardware, Software and Applications Hilburn £17.40
- Microprocessor Systems Design Klingman £21.95
- Introduction to Microprocessors Leventhal £11.25
- Microprocessor Technology, Architecture and Applications £11.30
- Basic with Style Nagin £6.30
- Microcomputer Design Ogdin £9.25
- Hands on Basic with a PET Peckham £11.95
- 6800 Software Gourmet Guide and Cookbook Scelbi £9.30
- 8080 Software Gourmet Guide and Cookbook £9.30
- The 8080A Bugbook Rony £10.05
- 8080/8085 Software Design Titus £10.05
- How to Design, Build and Program your own Working Computer System £7.10
- Your Own Computer Waite £2.25
- Microcomputer Interfacing Handbook A/D & D/A £6.35
- Crash Course in Microcomputers Frenzel £14.95
- Musical Applications of Microprocessors Chamberlain £20.95
- The Pascal Handbook Tiberghien £12.45
- 50 Basic Exercises Lamoitier £11.10
- Learning Basic with the Sinclair ZX80 £4.95
- Microprocessors for Hobbyists Coles £4.25
- Introduction to Microcomputer Programming Sanderson £5.25

- Microprocessors and Microcomputers for Engineering Students and Technicians Woolland £5.95
- Using CP/M - Self Teaching Guide Ashley Fernandez £6.95
- Digital Counter Handbook Frenzel £8.65
- 33 Challenging Computer Games for TRS80-Apple-Pet Chance £5.75
- How to Build Your Own Working Robot Pet Dalesta £5.75
- Microprocessor and Digital Computer Technology £16.00
- Guidebook to Small Computers Barden £4.20
- How to Debug Your Personal Computer Huffman £6.30
- How to Troubleshoot and Repair Microcomputers Leuk £8.30
- 6809 Microcomputer Programmes and Interfacing with Experiments Staugaard £11.45
- Wordprocessors Programmed. Training Guide with Practical Application £
- Digital Circuits and Microcomputers Johnson £9.75
- Experiments in Artificial Intelligence for Small Computers £7.25

TEST

- The Oscilloscope in Use Sinclair NEW EDITION 1982
- How to Get More Out of Low-cost Electronic Test Equipment Tobery £5.50

THEORY

- Digital Signal Processing. Theory and Applications Rabiner £26.40
- Electronic Communication Systems Kennedy £8.95
- Principles of Communication Systems Taub £8.40
- Introduction to Digital Filtering Bognor £13.30
- Transistor Circuit Design Texas Instruments £10.95
- Electronic Circuit Design Handbook Design of active filters, with experiments: Berlin £6.80

REFERENCE

- Electronic Engineers Reference Book Turner £42.00
- Electronic Components Colwell £4.00
- Electronic Diagrams Colwell £4.00
- International Transistor Selector Towers New £10.70
- International FET Selector Towers £4.60
- International Op-Amp Linear IC Selector Towers £8.00
- International Microprocessor Selector Towers £16.00
- Dictionary of Audio - Radio and Video Roberts £16.00
- Dictionary of Electronics Amos £16.00
- Dictionary of Electrical Engineering Amos £16.00
- Dictionary of Telecommunications Amos £16.00
- Giant Book of Electronic Circuits Collins £12.75
- World Radio/TV Handbook Vol. 35 1981 £10.50
- How to Build Electronic Projects Malcolm £6.45
- Modern Electronic Circuit Reference Manual Marcus £33.50

Please send me the books indicated. I enclose cheque/postal order for £.....

I wish to pay by Access/Barclaycard. Please debit my account.

5	2	2	4						
4	9	2	9						

Signed

Name

Address

CALCULATORS

CASIO



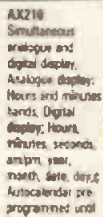
FX722P PROGRAM IN BASIC LANGUAGE 1800 STEPS/228 MEMORIES (MAX) 55 FUNCTIONS
£115.95



CA901 CALCULATOR, ALARM, INVADER GAME WATCH, 12/24 HOUR DISPLAY, 100 STOPWATCH CHOICE OF ALARM TONE, STAINLESS STEEL CASE £27.95 BLACK RESIN CASE £16.95



W250 WATER RESISTANT TO 10 ATMOSPHERES, STOPWATCH, ALARM, DAY, DATE ETC. STAINLESS STEEL CASE AND STRAP £18.95 BLACK RESIN CASE AND STRAP £16.95



AX210 Simultaneous analogue and digital display. Analogue display: Hours and minutes hands, Digital display: Hours, minutes, seconds, am/pm, year, month, date, day. Autocalender pre-programmed until 2028. Monthly calendar display, 12 or 24 hour time display. Daily alarm with 3 selectable melodies. Hourly time signal, Dual Tone, Countdown alarm, 17000 second stopwatch with lap and split timing. Accuracy ± 15 seconds/month. Battery life approx 18 months. Durable plated case, stainless steel bracelet. Battery type: 1-BR2010 (Krium battery, Model No 111)



CASIO MA1 Melody alarm clock with snooze
ONLY £11.95



FX3000P 30 STEPS, 2 PROGRAMS, 81 FUNCTIONS, LITHIUM BATTERY



FX8100 8+2 DIGIT 46 FUNCTIONS WITH CLOCK TIMER, ALARM AND 8100 STOPWATCH ETC




FX550 10 DIGIT 50 FUNCTIONS STANDARD DEVIATION ETC



CASIO VL1 MULTI VOICE ELECTRONIC MUSICAL INSTRUMENT & CALCULATOR BUILT-IN RHYTHM BOX, AS SEEN ON TV.

ONLY £31.95

TEXAS ELECTRONIC LEARNING AIDS



TOUCH & TELL £31.95

These two items are more than toys, the electronically synthesized voice guides and teaches at the child's own pace. Extra modules available for Touch & Tell - Animal Friends, Number Fun, All About Me, for Speak & Spell - Super Stumpers, Vowel Power, Mighty Verbs, Homonym Heroes, Magnificent Modifiers
ALL AT £11.95



SPEAK & SPELL £34.95




Take a Challenge? Try a Casio Game!


BG 15 £18.95

MG 880 £11.95

MG 885 £11.95



CASIO FX7 FORTUNE TELLING CLOCK CALCULATOR WITH ALARM & CALENDAR
£16.95



TEXAS INSTRUMENTS

- TI 84-111 32 KEY STORES £26.95
- TI 57-100 KEY STORES £26.95
- TI 58 & TI 58C 480 STEPS/60 MEMORIES (MAX) 172 FUNCTIONS £57.95
- 58C CONSTANT MEMORY £68.95
- TI 59 MAG CARD 960 STEPS/180 MEMORIES (MAX) £121.95
- PC 180C PRINTER FOR 5850 £148.95
- 5850 SOFTWARE, MATHS/UTILITIES, APPLIED STATS, ELECTRICAL ENGINEERING, BUSINESS DECISIONS, LEISURE, SURVEYING ALL AT £36.95

SHARP

HP41C/41CV




NEW FOR 1982 HEWLETT PACKARD

- HP32E WITH 16 REGISTERS £37.95
- HP34C 210 LINE PROGRAM £302.95
- HP30C PROGRAMMABLE FINANCIAL £102.95
- HP33C PROGRAMMABLE £91.95
- HP37E FINANCIAL £51.95
- HP57 MAG CARD £267.95
- HP41C COMPREHENSIVE SYSTEM LCD DISPLAY, 319 REGISTERS, 2240 PROGRAM LINES, 10 PROGRAM LABELS, 64 USER DEFINABLE KEY FUNCTIONS, 58 FLAGS, 6 SUB ROUTINES, ACCESSORIES INCLUDE PRINTER, BARK CODE LIGHT PEN, MAGNETIC CARD READER, MEMORY MODULES, PROGRAM MODULES
- HP41C £104.95
- HP41CV 8 TIMES MEMORY £213.95

512 (max.) Program Steps 88 (max.) Memories, Alpha-numeric Clarity

- 10-digit mantissa + 2 digit exponent
- Alphabetic dot matrix display 85 characters: upper/lower case letters of the alphabet, numbers, symbols and special characters
- High quality variation of program steps and data memories with power back-up
- 512 steps
- 22 memories
- Program area divided into 10
- Subroutines nestable up to 5 levels
- True algebraic logic
- 50 built-in functions
- Auto power-off function
- Connectable with the FX-10 optional mini printer
- Connectable with the FX-2 optional editor for storing program/data
- 600 hours on two lithium batteries (CR2032)
- 8.8H x 77H x 141.2mmD, 100 g
- GPM = 2.34" W x 5.12" D, 3.5 cm



FX-602P



EL 5100 24 DIGIT £5.95
EL5103 £75.95
CE121 CASSETTE INTERFACE £15.95

EL 5101 10 DIGIT £41.95
PC 1211 POCKET COMPUTER £91.95
CE 122 PRINTER INTERFACE £71.95

C.S.S.

All prices include VAT, Post, and Packing. All goods new and fully guaranteed. Large S.A.E. with enquiries please

PO BOX 13 REDDITCH, WORCS B98 8NS Telephone (0527) 43169

WIN A CRIMSON ELEKTRIK CK1010/CK1100 100 W AMPLIFIER WORTH £230!



Below are 16 amplifier parameters. Choose the ten you think contribute most to a good quality sound and place them in order of importance. For example if you think that Flat Frequency Response is the most important factor determining good amplifier sound, place 'E' in the first box.

Fill in your name and address on the coupon and list your ten letters (in order) on the outside back of the envelope. Closing date is April 30th 1982, and you must use the coupon provided on page 133. Multiple entries are acceptable, but each must be on a separate coupon.

RULES

1. Closing date is April 30th 1982, and all entries post-marked later than this date will be discounted.
2. The coupon provided in the magazine must be used. Photocopies are NOT acceptable.
3. Employees of ASP and their relatives are not eligible for entry.
4. The judges' decision is to be considered final and no correspondence will be entered into concerning the competition.

- A. Wide Bandwidth
- B. Precise RIAA Equalisation
- C. Separate PSU for Each Channel
- D. High Power Output
- E. Flat Frequency Response
- F. Low Harmonic Distortion
- G. Low Crosstalk
- H. Stability of output under any loading
- J. Ability to drive low impedance
- K. Adequate heatsinking
- L. Conservatively-rated output stage
- M. Provision of tone controls
- N. DC Coupling
- P. Short Circuit Protection
- R. Low Feedback
- S. Flat open-loop response.



OEM USERS

New amplifier boards to meet new needs

New Signals

With digital audio now a reality and third generation noise reduction techniques with us already, the dynamic range of programme material is about to shoot up by a phenomenal 30dB. If the amp you work with at the moment can just cope, it's going to be in serious trouble when faced with the new signals. The clipping that will result will sound nasty and probably kill tweeters with its high frequency energy content.

J.W.R. have already solved the problem for you with their new high power PFAs. Designed to meet the exacting requirements of heavy duty P.A. and the even more exacting requirements of audiophile use, the ultra wide dynamic range modules can handle the most demanding of source signals.

The PFA/HV

This four powerfet module is designed to run from supply rails up to $\pm 100V$. Rated at 300W continuous RMS into 4 and 8 ohms and 250W into 16 ohms, the module can sustain, for musically significant periods of time, RMS powers of 500W into 8 ohms and 900W into 4 ohms. It also has the ability to drive 70V line distribution systems directly, obviating the need for expensive and quality compromising transformers.

This amp is designed particularly with music in mind. We anticipate usage often at only 50W to 100W average levels leaving 10dB of headroom.

PFA 500

This module uses 8 H-PAK powerfets and is designed to produce a continuous RMS output current of 25 amps and will run from a supply of up to ± 70 volts. The Unit will drive 250W continuous RMS into 8 ohms, 450W into 4 ohms, 600W into 2 ohms and 700W into 1 ohm.

Numerous features are included in the board to optimise efficiency. The H-Paks (thermally more efficient than TO3) are presented at ninety degrees to the P.C.B. so they can bolt directly onto the heatsink, instead of via the usual angle bracket. The resultant chip to heatsink thermal resistance is very low keeping junction temperatures down and efficiencies up. The Powerfet supply rails are kept separate from the rest of the amp. This enables the driver stage to be run from slightly higher rails resulting in larger undistorted output swings at little extra cost.

In addition a bridge mode input pin is available on board permitting instant bridge mode between any two boards without the need for separate Inverting amps. Powers comfortably in excess of 1KW can be delivered into 4 ohms in this configuration.

N.B. The new boards exhibit the same exemplary noise and distortion performance of the PFA80/120.

OPTIONS

We are particularly sensitive to a manufacturers individual requirements, and all our boards come with many options (including higher slew rates, response tailoring etc.). The chances are we've got what you're looking for, and if not, we can probably do it for you by next week!

INTERESTED?

Phone Phil Rimmer on 01 800 6667 with your application requirement.

THE POWERFET SPECIALISTS J. W. RIMMER

Mail order only to:
Dept ETI/11, 148 Quarry Street, Liverpool L25 6HQ.

Telephone: 051-428 2651

Technical enquiries:

367 Green Lanes, London N4 1DY. Tel: 01-800 6667

THE POWERFET AMPLIFIER



PFA 80
(100W plus
into 8!!)

Powerfets

So far 29 semiconductor manufacturers have invested in this new technology. Clearly powerfets are something special!

These enormous power gains eliminate conventional drive circuits in power amps permitting delightfully simple designs. Their freedom from secondary breakdown and their tendency to shutdown when thermally overstressed, result in inherently stable and destruction proof output stages, not needing protection circuitry. And perhaps best of all, their lack of charge storage make them fast and responsive, producing amplifiers of wide bandwidth and low distortion even at high frequencies.



Power Supply
Components available

Elegant Simplicity

Advances in high technology should make the simpler a cluttered power amplifier board may well perform superbly, but as busy elaboration is an indication that its design is pushing the limit of its component technology.

There are now many first class bipolar power amps on the market. All of them are complex and consequently expensive. Any additional improvements in the areas where they are weak (e.g. H.F. distortion) can only be obtained with yet further complexity and cost.

Only a new technology can provide the sort of "quantum jump" in component performance necessary to reduce the clutter on the board, reduce the cost and make the highest fi once more affordable.



PFA 120
(150W plus
into 8!!
300W INTO 4!!)

The PFA is perhaps the perfect realisation of the classic powerfet amp design. The superb PCB allows the use of either one or two pairs of output devices, providing easy expandability for those starting with the smaller system. (The extra output pair of the PFA120 results in lower distortion and improved efficiency, particularly into low impedance loads.)

The components used in the PFA have been chosen with extreme care. The lowest noise input devices and lowest distortion gain stage devices were selected regardless of cost. 140V powerfets were chosen against the more usual 120V to give improved safety margins.

Specification	PFA80	PFA120
Bandwidth	10Hz	100KHz 1dB
Output Power R.M.S. into 8!!	80W (Vs = $\pm 50V$)	120W (Vs = $\pm 50V$)
THD	$\leq 0.008\%$	$\leq 0.005\%$
THD 20Hz-20KHz ref. at rated output	0.004% typ.	0.002 %
SNR		120dB
Slew Rate		>20V μ S
Gain		X77
Rin		30K
Vs max		$\pm 70V$
Cost (built) (kit)	£17.46 £14.06	£24.86 £21.46

P & P, 75p

Power Amp PAN 1397

A high quality 20W power amp board based on the PA 1397. Easily modified for bridge operation providing high powers from low supply voltages.

Specification	
Output power RMS	20W into 8!! at $\pm 27V$ 20W into 4!! at $\pm 19V$ 0.02% at 1KHz 1W to 12W 90dB
Input	100mV into 50K
Cost (built)	£5.80

(P. & P. 40p)



PSU
101

PSU 101 Power Supply Board for 1 or 2 PAN 1397s. Provides $\pm 22V$ at 3A AND $\pm 27V$ with 2 second on up (for anti dump circuit) on PAN 1397. (Built) £3.95. P/P 75p

Mains transformer for above 17.0 17.5 50VA £3.94 (P. & P. £1)

Preamp PAN 20

The design is unique. Equalisation is applied after a flat gain stage, resulting in one of the best noise performances available. Superb overload figures are ensured by a front end incorporating a special gain attenuator control (volume control to you!) The inputs are uncommitted and can be used with any combination of signal sources in the 1mV to 10V range. RIAA equalisation is provided for mag PUs and space on the board is available for different equalisations.

Specification	
Rin	20Hz-30KHz $\pm 1dB$
THD	0.000% typ.
THD at rated o. p.	
SNR	85 dB (ref. 5mV RIAA) 105 dB (ref. 100mV flat) $\pm 20V$ 1V (clip at $\pm 20dB$)
Vs Output	
Cost (built board) (less extra's)	£6.75 (needed for stereo) (P. & P. 40p)

THE POWERFET SPECIALISTS J. W. RIMMER

Mail order only to:
Dept ETI/11, 148 Quarry Street, Liverpool L25 6HQ.


Telephone: 051-428 2651

Technical enquiries:

367 Green Lanes, London N4 1DY. Tel: 01-800 6667

KIT REVIEW

Fancy a pair of Wharfedale E70s? Can't afford them? Then why not build 'em yourself? Peter Freebrey underwent the mystic rites of woodworking and saved himself over £100.



For many years now there have been speaker manufacturers who have marketed kits for the 'do-it-yourself' audio enthusiast. At the present time there are several well known and respected firms supplying high quality kits. One such firm is Rank Hi Fi who manufacture the Wharfedale range. Their approach to this market is the Wharfedale Speakercraft series of drive units and crossovers, together with the constructional information necessary to duplicate their ready-built units using these same components. If the demand is there someone will supply that demand... such is the case with Wilmslow Audio who sell kits of the cabinets to suit the Wharfedale units. This review follows the construction of the E70 system using the WE70 flat-pack cabinet kit.

Why build loudspeaker kits? Well, one obvious answer is to save money; often the cost of a kit is very much less than buying the completed unit. If you are reasonably competent at woodwork, it is perfectly feasible to start from scratch with just a large sheet of flooring grade $\frac{3}{4}$ " chipboard. An electric power saw makes the job much easier and can also give a better edge to the cut. It is often the edges which concern people as they are going to be visible somewhere around the loudspeaker cabinet and it is easy to think that to get rid of the ugly sight of these will be difficult. This is not necessarily true; there are several ways in which unsightly edges may be hidden from view. The simplest answer is not only to buy a kit of speakers, crossovers, and so on, but perhaps to buy a ready-cut cabinet kit as well — this does not rid you of dealing with edges, but at least they are all cleanly cut!

I had heard that Wilmslow kits were of a very high standard — several people having commented upon the ease with which they went together. That sort of build-up sometimes takes a bit of living up to and I waited for the delivery of the WE70 kit with some uncertainty. When they arrived my initial reaction was favourable; all cuts were clean and the method of construction looked simple and sensible. The sides, top and base are rebated by about $\frac{1}{4}$ ". This not only gives you a better mechanical joint, but also makes it almost impossible to get any voids or gaps — which is good, acoustically speaking. It also means that with the minimum of care the cabinet will slot together into its correct shape with no unsquare comers or leaning sides. Included with the kit were two cardboard transmission tubes for the mid-range units, acoustic damping material, grille material (both black plastic foam for the reflex port and cloth for the front), nylon grille plugs and sockets, 3 mm wander plugs and sockets for loudspeaker lead connections, and the screws to fix the speaker units themselves. Last but not least there are written instructions on how to assemble the kit.

16 Steps To Heaven

Step one in the instructions is to examine the panels for transit damage. Presumably if any damage is noticed, Wilmslow Audio should be contacted as soon as possible. Step two is to remove all dust, etc from the panels. Any excess of wood dust from the sawing operation can only do harm so vacuum all surfaces. If there were any build-up of sawdust at the surfaces to be glued that sawdust could conceivably impair any glue joints and also cause the fit of the joints to be out of true.

Step three is to assemble the cabinet without gluing to check the fit. It is also suggested that panels be swapped around to find the optimum results. This step proved to be most encouraging. . . I assembled one unit (panels only) and held it together with just one turn of linen tape (no string please — it can bite into the corners of the chipboard and cause you extra work later). The cabinet felt as firm as a rock. No glue, just well-fitting joints. Thus encouraged I rapidly got on to step four, which was to paint the face of the baffle board matt black. I gave it a couple of coats of sanding sealer — not so much to get a 'de luxe' finish but to seal the wood surface. Chipboard is pretty thirsty stuff and you can use up a lot of paint if you do not seal the surface first. Just be careful not to get any of the sealer or paint on the edges, as this may affect the glue joint you have to make later.

Step five is to glue the midrange enclosures (transmission tubes) to the baffle boards, using plenty of glue to ensure an airtight seal. The baffle boards are recessed to take the cardboard tubes so it is easy to line up for position. I used Evostik Resin W, which is a PVA wood-working adhesive for all glue joints. It is easy to apply and may be cleaned off the hands/clothes as it is water soluble. Just don't put your speakers out in the rain! Light pressure to a PVA glued joint gives a better joint so I placed one of the side panels across the top of the four tubes to ensure a light even pressure. Rather than apply liberal amounts of glue in one dose I used sufficient so that a small bead of glue was squeezed out all around the tube. This was smoothed around with a handy finger and when dry a further fillet of glue was applied all round the tube/baffle joint. Four pieces of approximately 1" thick polyurethane foam are supplied which must be



glued to the rear (outside) end of the baffle tubes. Wharfedale recommend a hard rubber pad at this position but as this 1" foam is to be compressed to about 3/16" it probably is just as good.

Step six is probably the most critical point in the whole construction procedure, for at this point the cabinet panels are glued together. This entails gluing five of the six panels; the sixth (the side furthest from the mid-range enclosures) is placed in its position while the glue is setting but is not glued. This enables you to work inside the cabinet; fitting the crossover, acoustic wadding etc.

Wharfedale suggest that the acoustic wadding be attached to the inside of the panels before you reach this step. Wilmslow Audio suggest that the wadding be fixed after the panels have been glued. Although I only learnt of Wharfedales' suggestion after I had completed step six, I favour the Wilmslow approach for several reasons.

If the wadding is stuck/tacked or stapled to the panels before they are fitted together two things may happen: 1) some of the wadding may inadvertently get caught between the panels and cause either an air gap or 2) force the cabinet to go together 'out of true'. Also, with the wadding in place you cannot inspect the inside corners to check that there is a continuous fillet of glue all along the joint.

If you choose the Wilmslow way you will have to cut the wadding to fit around the mid-range enclosures but in practice this proved to be a very simple task.

Getting A Grip

Holding the whole thing together while the glue sets is quite a teaser. I was fortunate to have a set of excellent clamps known as Jet System Clamps made by TMT Design Ltd of Leamington Spa. They cost about £10 per clamp but are worth their weight in gold for this type of job. The problem comes from the 1" thick foam stuck to the rear of the mid-range enclosures; this tends to force the back panel out of position. Wilmslow suggest either that clamps be used or that the joints be held firmly together with masking tape. It is possible with masking tape but only just; remember that unlike your trial fitting in step three, the foam pads are being compressed to about 3/16" and all but one panel has glue all along the edges and is quite capable of sliding all over the place! I bought a wide webbing strap from a camping shop to assist the initial stages of holding the four vertical panels approximately in place while I set up the clamps. The cost of the strap was wasted as I could not get enough tension in it to over-

come the spring in the foam... a linen tape would have done just as well! If you are going to use masking tape then get someone to help apply the pressure to hold the front and back panels in position while you apply the tape. Lastly, cut up a thin polythene bag and place four pieces inside each corner of the panel that is not to be glued; it would be a shame if this stuck firmly to the rest of the panels by accident!

It is useful to have a rubber-faced hammer at this stage as, having clamped or taped the cabinet firmly together, you may wish to tap the panels firmly but lightly into position. A hammer and a block of wood do the trick just as well, but try not to mark or dent any edges. The places to look for out of true joints are the corners... remember once the glue has set there is nothing you can do, so a few light taps now can save the day. Wipe off excess glue with a damp cloth. Wipe from the centre of each panel out towards the edge; try not to get any glue smeared over the panels.

Having completed step six the rest of the construction is plain sailing. Step seven is simply to remove the loose side when the glue has set (leave for at least 24 hours). I then put a small fillet of glue all around the inside of all joints BUT not up to the edges where the last panel is to fit... we want it to go back from whence it came!

Step eight is to place the drive units and reflex port trims in the baffle board and mark accurately where pilot holes for the fixing screws are to be drilled. Although the chipboard is high density it has a fairly soft texture so it is well worth buying a new 1/8" drill bit. This ensures the pilot holes are clean and in the right place... worn bits tend to wander! Although I'm sure it is unnecessary I drilled all my pilot holes just deep enough for the screws by slipping a small rubber sleeve over the drill bit at the right depth. No-one could accuse me of having any extra holes or air gaps here!

Step nine is to position the grille frame on the front of the cabinet with the cabinet lying on its back. Use masking tape to hold it in position and carefully drill a pilot hole through the grille and into the baffle board. I used a 1/16" drill bit and drilled four holes, one in each corner section of the grille frame. These holes can now be drilled out to the correct size to accept the nylon plugs and sockets that hold the grille in place. Wilmslow supply eight plugs/sockets for each grille but as Wharfedale suggested that four would be sufficient I chose the latter. It is far easier to line up four holes than eight! For the socket in the baffle board I used a 7/16" bit and for the grille a 7/32" bit. Don't forget to drill only from the rear of the grille and only to a depth of 1/4-5/16". The 1/16" pilot hole may be filled with wood filler

but when the grille material is fitted I doubt that these holes can be seen. If you are happy with the finish on the baffle board then glue the sockets in now; if not, then wait until you have quite finished before fixing them in position. Do not stick the plugs in the grille until you have fixed the material in place. I used a quickset epoxy glue for these fittings.


Step 10 is to glue the black, acoustically transparent foam over the inside of the reflex port aperture. You can use either PVA glue or quickset epoxy, just be careful not to get any of the adhesive on the foam where it is over the port.

Step 11 is to position the crossover network inside the cabinet on the rear panel opposite the bass unit aperture. Before you screw it into position check that the leads from the drive units can reach their appropriate tags! Wharfedale recommend that the crossover has a piece of felt or foam between it and the panel to prevent any vibration rattles. Also in step 11 is the fitting of the input terminals through the rear panel. I smeared the threads on these sockets with some latex glue, again to ensure that there would be no air gaps. Solder the leads from the crossover to these terminals. . . . make sure they are connected correctly, red to red and black to black!

Step 12 is to cut three 5" discs of wadding and place these in the mid-range tubes. The Wharfedale instructions that come with every Speakercraft unit specify that the packing density of this wadding should increase towards the back of the tube and that the tube should be completely filled with wadding. In view of this I cut two extra discs and fluffed out those towards the front of the tube.

It's In The Bag

Step 13 is to line the inside of the cabinet with the acoustic wadding and glue the remaining side into place. Now comes the tricky bit — how do you slide the wadding up behind the mid-range tubes? The wadding catches on the side panel and snags up behind the tubes! Easy — get a large polythene bag 12" or more wide and about 15" to 18" long, slide the wadding into the bag, slide the bag plus the wadding up behind the tubes and, lightly holding the wadding in place, pull out the bag. Cutting the wadding to fit round the tubes sounds fiddly but turned out to be quite easy. Cut the holes for the tubes smaller rather than larger as the wadding will easily stretch to fit comfortably in place. No wadding is required on the baffle board but don't forget to put wadding on the loose side panel before you glue it into place! The wadding may be tacked or stapled into place.



The wadding is tacked or stapled in place.

Step 14 is to attach the wires to the drive units — *observing the correct polarity* (if in doubt refer to the Speakercraft instructions and double-check every connection), and screw all units and ports to the cabinet. Wire up and fit the bass unit last as the bass aperture gives you ample room to work inside the cabinet connecting wires to the crossover. The wires from the mid-range units come through small holes in the tubes and these holes should be sealed after you have connected the wires to the crossover. The fitting of the drive units should only be started after the glue joints of the final side have thoroughly set and any glue fumes have completely cleared. The comment regarding fumes is highly pertinent if you are not using a water-based adhesive. There is a possibility that the fumes could affect certain plastics used in the construction of the drive units.

Step 15: You have two working loudspeaker systems, so connect them to your amplifier and sit back and enjoy your favourite record.

Step 16: The cabinets are now ready for their final cosmetic treatment. There are a number of options open to you: they may be:

- veneered either by you or a local cabinet-maker.
- covered in iron-on veneer or plastic laminate.
- sealed and then painted (preferably sprayed) in colour of your choice.
- Wilmslow Audio also suggest the use of a 'Contact' type covering as these can be obtained in very realistic wood-grain finishes.

Whichever method you opt for you will probably have to attend to the cabinet edges/joints before you can proceed. Due to the small but noticeable tolerances in the cutting of the panels, the amount of glue and the pressure used during the construction, there are likely to be a few panels that are slightly proud of the edges that butt up to them. There are several ways to solve these problems but the simplest is to use one of the proprietary wood fillers. Which choice depends upon your choice of finish.

If the cabinets are to be covered in plastic laminate you can afford to use one of the more easily worked fillers such as Fine Surface Polyfilla, Alabastine or Plaster of Paris. If, on the other hand, you are going to cover them with 'Contact' or simply spray-paint them then I would suggest a tougher type of filler that is less likely to crack or crumble. My choice here would be one of the car body fillers — they are easier to sand than some of the loaded general-purpose fillers from the DIY shop. So you are less likely to sand away the wood from the cabinet instead of the filler!

The grille material must be stretched over the grille frames and either tacked/stapled or glued (or both) to the inside of the frame. The material supplied by Wilmslow Audio stretched easily and evenly; I smeared PVA glue over the rear faces of the frames (having first painted them black) and stapled the material in place while the glue set. When set I trimmed off the excess material (having removed the 50-odd staples) and ran another bead of the adhesive over the edge of the material.

Looking back on the construction of this E70 loudspeaker system using the WE70 flat-packs, I can only say that I am very satisfied with the way they went together. There were one or two instructions that could have been a little clearer but they have been covered in this article. Common sense would probably have solved any uncertainties but I chose to phone Rank Hi Fi to confirm my conclusions. The people I spoke to did not know that I was writing this review and so it is a pleasure to say they could not have been more helpful. This entire project has been enjoyable from first to last.

BUYLINES

Wilmslow Audio sell the complete WE70 package (flat pack, drivers and all components for two speakers) for £220 plus £8 carriage. Wilmslow Audio, 35/39 Church Street, Wilmslow, Cheshire SK9 1AS.

AUDIO ELECTRONICS

ALL PRICES INCLUDE VAT

RETAIL-MAIL ORDER-EXPORT INDUSTRIAL-EDUCATIONAL

LONDON'S TEST EQUIPMENT CENTRES

CALL IN AND SEE FOR YOURSELF OPEN SIX DAYS A WEEK ALL MODELS ON DISPLAY



CROTECH 3035 10 MHz Scope Plus Component Tester

5" - 130mm Flat Face Tube DC - 10 MHz 5mV/DIV 220/240V AC Trig. to 20 MHz

SAVE £21 PLUS

As advertised by us at £189.75 Inc. VAT
NOW £168.50 Inc. VAT
 (UK c/p £3.50) Exclusive to Audio Electronics

PROFESSIONAL 100 K OHM/VOLT MULTIMETER


30 ranges 15A AC/DC 1.5 KV. 200 meg ohms. Features mirror scale, polarity reverse, electronic overload protection, test band suspension.

As advertised by us at £67.50 + case i.e. £84.00

NOW £49 Inc. VAT

(UK c/p £1.50) with leather case Exclusive to Audio Electronics

SAVE £35



LCD LOW COST MULTIMETERS

- D601 3 1/2 digit LCD 20 range push button 2A £36.50
- AC/DC 20 meg ohm
- D6011A/100m 3 1/2 digit LCD 15 range push button plus Hfe Tester 10A DC 990 AC A1 £43.50
- D601 3 1/2 digit LCD 30 range Rotary switch plus Hfe Tester 15A AC/DC £60.95

Callers will always find a range of low cost test equipment, accessories, tools, irons and boards in stock, also special offers for certain equipment which will vary from time to time. Price correct at time of preparation E&OE. All prices include VAT.

CHOOSE FROM UK'S LARGEST RANGE

STOP PRESS New only £11.23 range 10A AC/DC range hold continuity buzzer plus much more. Rotary switch £59.95



SABTRONICS EQUIPMENT NEW LOW PRICES!!

New reliable range of DMM's and frequency computers with those extra facilities and competitive prices. All battery operated (supplied). Except 5020A mains. Optional mains eliminators available. 8 DIGIT COUNTERS 0.1 Hz to 10 Hz Res. 10mV sensitivity to 100 MHz (UK c/p £1.00)

8110A 20 Hz-100 MHz in 2 ranges £77.00

8610A 20 Hz-600 MHz in 3 ranges £94.00

9 DIGIT COUNTERS 30mV sensitivity to 1GHz. Resolution 0.1 Hz-10 Hz

8610E 10 Hz-600 MHz in 3 ranges £113.85

8000E 10 Hz-1GHz in 3 ranges £178.00

FUNCTION GENERATOR (UK c/p £1.00) with means adaptor

5020A 1 Hz-200 KHz Sine/Square/Triangle/TTC Freq. sweep. Low distortion £90.00

DIGITAL MULTIMETERS Two LCD hand held - one with temperature range. Also LCD and LED Bench models. 0.1% basic accuracy.

2035A 3 1/2 digit LCD hand 2A AC/DC 20Meg ohm ETC £71.00

2037A As 2035A with -50°C to +150°C Temp. range 0.1°C resolution £77.00


2010A 3 1/2 Digit LED. Auto decimal & minus. 10A AC/DC. 20Meg ohm etc. £81.50

2015A LCD version of above £95.00

THP20 Touch and Hold Optional probe for DMM's £14.95

C/P 2035/37A 55p £1.00

All others £1.00



HAMEG OSCILLOSCOPES

Range of top quality scopes for Amateur and Professional (UK c/p 307 £3.00, other £4.00)

307 Single trace 10 MHz, 5mV; 0.5 micro sec. Plus built in component tester 6 x 7cm display 100mmmm carry case £18.40

203 Dual 20 MHz; Trig to 30 MHz 5mV; 0.5 micro sec. 8 x 10cm display (replace model 312) £253.00

412-5 Dual 20 MHz delayed sweep. trig to 40 MHz 5mV 0.1 micro sec 8 x 10cm display £402.50

705 Dual 70MHz Delayed sweep; Single sweep; Delay line; Trig to 70MHz; 2mV; 0.1 micro sec. 8 x 10cm display £687.00

Options 203412705 Viewing hood £6.90



Component tester 203, 412, 1206 £48.00

Carry case (state model) £21.86

Optional Probes (All models): X1 £7.95; X10 £9.45

X1-X10 £10.50; X100 £18.95

H285 Add on component tester - Any Scope £29.95



RF AND AUDIO SIGNAL GENERATORS Mains operated

(UK c/p £1.00) Audio 20 Hz-200 KHz 4 band. Sine/Square 0/p

TE220 Distortion max 1% £69.95

LAG20 Distortion 0.5-1% leader £73.70

LAG120A 5 range 10 Hz-1 MHz. Size/sq. 0.05-0.8% Dis £148.00

LAG125 Low distortion version of LAG120A 0.02% £273.00

AG20A Distortion 0.5-1% Trio 78.20


AG203 10MHz-1 MHz 5 band max distortion 0.1% Trio £128.50

RF All feature Int/Ext. MOD. Variable output

TE200 100 KHz-100 MHz 6 band (300 MHz harmonics) £59.95

LS616 100 KHz-100 MHz 6 band (300 MHz harmonics) Leader £63.25

SG402 100 KHz-30 MHz 6 band professional trio £68.00



VARIABLE AND FIXED POWER SUPPLIES

(UK c/p £1.00 any model).

SPECIAL PURCHASE 120W 13.8v 6 to 8 amp £13.95

*PP241 0/12-12-24V 0/1 amp £35.00

*PP243 0/12-12-24V 0/3 amp £50.95

*RP154 5-15V 0/3 amp £49.95

*meter display



THURLBY DIGITAL MULTIMETER MODEL 1503



4 1/2 Digit. 0.05% 7 Function LCD

30 ranges: 1200V DC, 750V AC, 10A AC/DC, 32 Meg ohm. Also includes frequency measurement to 4MHz and 4KHz output. Made to exacting standards in the UK.

Price is with batteries, test leads and means adaptor. £171.00 (optional carry case £20.45) UK c/p £1.00

AMATEUR/CB TESTING

Full lists send SAE

KOM6 1.5 to 250 MHz 6 range DIP meter £47.95

HM20 20K/VOLT multirange multimeter. Plus SWR/Power meter 150 MHz £28.95

RC1000 0/10/100/1000 watts SWR etc. 150 MHz max. £52.50

MJ066A 10 ch. Pocket 2 metre scanner £69.00

MJ566M Marine band version £69.00

UN74 SWR 0/10 Power 0/50/144/430 MHz tester. £21.00

FC100M 12V 100 MHz Freq Counter £89.95



SPECIAL CB ACCESSORY PURCHASES (Post 55p)

CB20 SWR/Power twin meter to 30 MHz 1kw £11.95

175 SWR/Field strength/aerial matcher single m £11.95

171 Twin meter SWR/Field strength 0/10/100w Power 144 MHz £11.95

120W 13.8v 6 to 8 amp regulated power supply (post £1.00) £13.95

Just a selection of a huge range in stock - send for latest lists including professional ranges.

PROFESSIONAL MULTIMETERS

(UK c/p £1.50)

All featuring AC/DC Volts/Current & Ohms ranges.

M1500 43 range 20K/Volt. AC/DC 10A 20 Meg ohm 5kV AC/DC £67.50

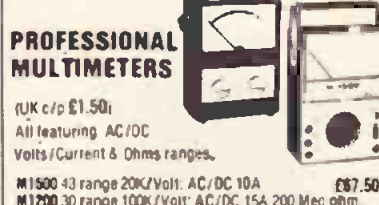
M1200 30 range 100K/Volt. AC/DC 15A 200 Meg ohm £49.00

K1400 26 range large scale 20K/Volt. 10A AC/DC 20 Meg ohm 5kV AC/DC £95.00

K200 39 range 10 Meg ohm Input 25 Hz-1 MHz £165.00


OPTIONS Cases: M 1500 & 1200 £16.50; K1400 £18.00

Temperature Probe for K1400 £16.00



DIRECT READ HV PROBE (UK c/p 65p)

0/40KV: 20K Volt £18.40




SAFGAN PORTABLE OSCILLOSCOPES

Range of low cost Dual Trace Scopes mains operated. Made in UK to exacting standards. Available as 10 MHz, 15 MHz or 20 MHz. All feature 5mV sensitivity, 0.5 micro sec. 6 x 8cm display (UK c/p £2.50)

0T410 Dual 10 MHz £194.35

0T415 Dual 15 MHz £201.25

0T420 Dual 20 MHz £216.20



MADE IN UK

LOGIC PROBES/MONITORS/PULSERS circuit powered (UK c/p 60p)

LPI DTL/TTL/CMOS, 10 MHz Pulse Memory £35.50


LP2 DTL/TTL/CMOS 1.5 MHz Pulse £19.95

LP3 DTL/TTL/CMOS, 50 MHz Pulse Memory £55.95

LMI Logic monitor for 8 to 16 pin IC's £33.00

DPI Digital pulser. Single or 100pps £58.50

LDP076 50 MHz; 10Meg ohm; Logic Probe with case £56.90



AUDIO ELECTRONICS

CUBEGATE LIMITED

301 EDGWARE ROAD, LONDON, W2 1BN, ENGLAND. TEL 01-724 3564

ALSO AT HENRYS RADIO, 404/406 EDGWARE ROAD, LONDON W2

WE ARE OPEN 6 DAYS A WEEK - CALL IN AND SEE FOR YOURSELF!

Order by Post with CHEQUES/ACCESS/VISA or Telephone your order


Allow up to 10 days for delivery

FREE CATALOGUE

Send large SAE (20p UK) Schools, Companies, etc. free on request.

ALL PRICES INCLUDE VAT

AUTOMATIC CONTRAST METER



What's black and white and read all over? Answer — a photographic negative, providing you've built this simple and useful device. Design and development by Rory Holmes.

Contrast ratio is a very important quality of photographic negatives that must be assessed during the printing process, in order to select the correct grade of photographic paper. The contrast of negatives depends on the type of film used, the lighting conditions and the developing process; consequently five grades of printing paper are available to enable the full range of tones from black to white to be reproduced from any negative. Grade 1 is termed the softest and it is used with the highest contrast negatives. At the other end of the scale, grade 5 is the hardest paper, which will enhance the tonal variations of poor contrast negatives.

During the design stage of this project we experimented initially with two separate photodetectors which measured the instantaneous light difference between two points. There are a number of problems with this approach, as the photodiodes and their associated amplifiers must be carefully matched in light sensitivity.

Secondly, the lightest and darkest points of the image must be known exactly, and the two photodetectors need to be simultaneously positioned on these points while the reading is taken. This is an awkward business at the best of times, but especially so in a darkroom!

We considered that a different

approach was required and developed the circuit of Fig. 1 to overcome some of these difficulties. Only one photodetector is used and the peak positive and negative voltages obtained from different light levels are followed and stored independently by sample and hold circuits.

Now, as long as the photodiode is scanned at some time through the lightest and darkest points of the image, the peak detectors will memorize the maximum and minimum voltages, and thus provide a contrast measurement.

The photodetector input stage of our meter is rather unusual in its configuration. Photodiodes are usually

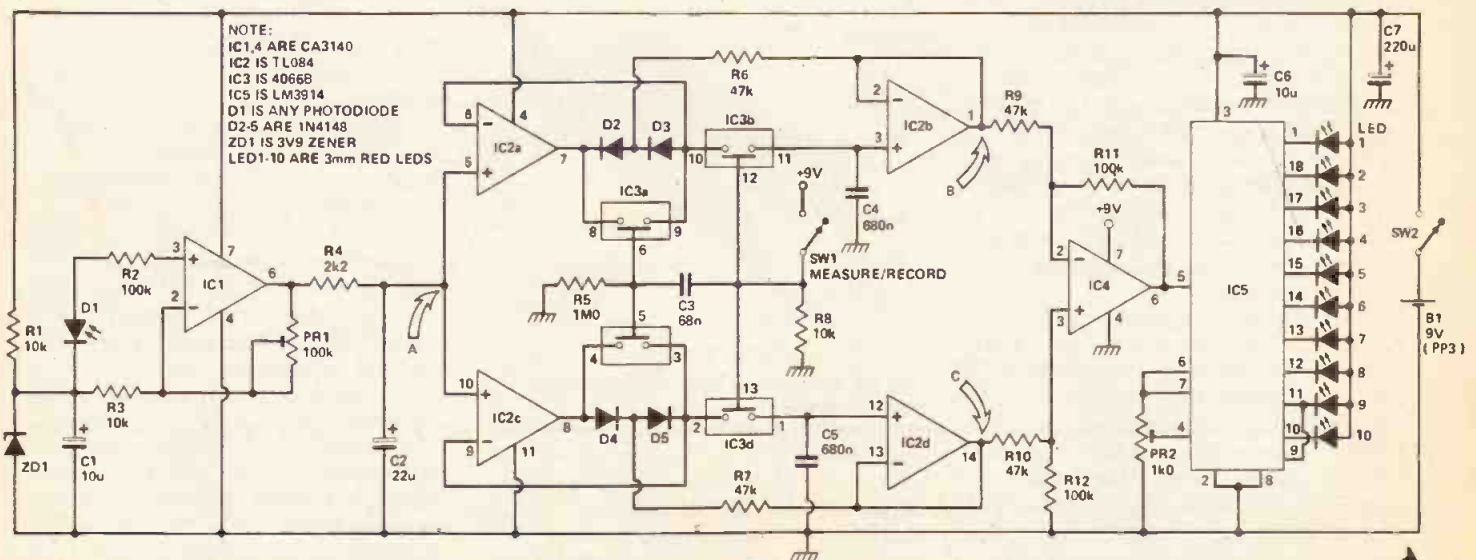


Fig. 1 Circuit diagram of the Contrast Meter.

used in the 'photovoltaic mode' where the photocurrent developed and measured is linearly proportional to the light intensity. Our input amplifier has an extremely high input impedance and thus measures the open circuit voltage generated by the photodiode. This voltage is logarithmically proportional to irradiance as the graph of Fig. 2 illustrates. This is a very convenient property since the sampling circuitry can now work on the log of the light level to provide maximum and minimum values. By simply subtracting these two values with a differential amplifier we obtain a voltage that is logarithmically proportional to the ratio of the maximum and minimum light levels, ie the contrast.

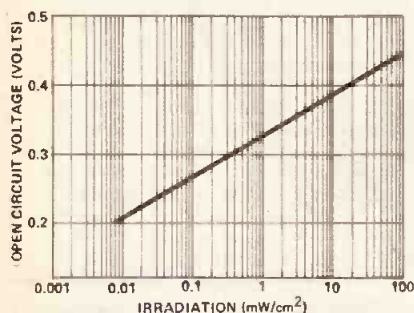


Fig. 2 Response of the photodiode used in this project.

Meter Made

The ETI contrast meter was intended primarily to determine the paper grade for a well balanced print; consequently a 10 LED bargraph type meter is sufficiently accurate for calibrating the five grades of paper. At today's prices this also works out somewhat cheaper than a moving coil meter and is less prone to damage. After calibration, the meter will be found very easy to use. It is switched on with the 'sample/hold' switch in the 'hold' position and placed down flat on the enlarger base with the photodetector probe anywhere in the image area. (The photodiode has been mounted in a separate probe with its amplifier in order to keep it as close to the focused image plane as possible. If it were much higher than this the detecting element would pass through an unfocused image, giving a false contrast reading).

Any red safety lights should be switched off before the reading is taken to avoid error since the photodiode is responsive at this wavelength. The sample/hold switch should now be moved to the sample position; this will clear any previous reading and start measuring light variations. Now the photodiode may be moved across the image and through the areas that look the brightest and darkest. This can be

done quite slowly thanks to the peak detectors' long memory time; however, several areas should be scanned to ensure the recording of the true maximum and minimum. The eye can be deceived quite easily by those cunning optical illusions lurking among the shades of grey!

During the scanning process the reading on the LED scale will increase and finally level-off at the true contrast ratio when the black and white peaks have been covered. Before removing the meter from the image area the sample/hold switch should be set to 'hold'. The meter will now be immune to further light variations and will continue to display the contrast reading for a considerable time, thanks to the even longer memory of the sample/hold circuitry!

A true ratio is provided by the meter and thus the contrast reading for a given negative will be independent of the light source intensity and enlargement size (photographic aberrations known as "circles of confusion" may produce sources of error under certain conditions). Negatives may thus be compared or matched for contrast.

Construction

The meter is built into a slim style plastic enclosure produced by OK Machine and Tool company. This houses the battery and main PCB on which all the parts are mounted. Since the light sensing element must be as close to the enlarger base plane as possible, we have mounted it externally on a separate small PCB with its associated amplifier. A probe to house the external sensor is made from a short length of aluminium channel extrusion. Figure 3 shows the

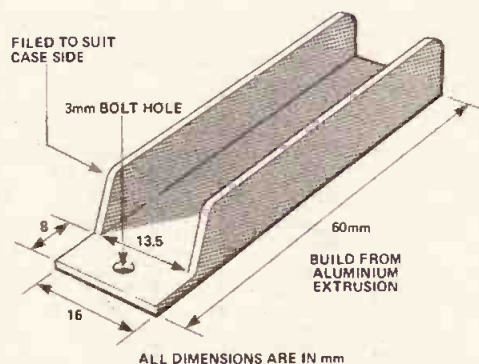


Fig. 3 Details for the aluminium extrusion that houses the photoprobe.

dimensions for the probe; if the aluminium channel proves difficult to obtain, a piece of the slotted aluminium extrusion used for commercial self-racking systems is ideal. This is available from most DIY

stores in short lengths with the required internal width. After filing or cutting to the right size, a piece of insulating tape should be stuck down on the inside to prevent shorting out the PCB. As shown in the diagram, a hole is drilled on the end for bolting it to the bottom of the case. This bolt should eventually be connected to circuit ground, thus providing screening for the photo-amplifier. The two PCBs for probe and main meter circuits are laid out as one board, and should be sawn apart along the lines shown on the foil patterns.

For other construction arrangements, the circuit can be left as a single board, since the interconnections are already made.

Three wires are used to connect the two boards together as indicated on the overlay; these should pass through a small hole drilled in the case side where the metal probe case is bolted on. When the probe board is mounted and stuck down in its channel, a piece of thin aluminium sheet is cut to form a lid with appropriate holes for the photodiode and preset. (The photodiode case is internally connected to the cathode, so it must not short against the lid).

Calibration

Start with preset PR1 fully clockwise to set a gain of 1; also set PR2 fully anticlockwise, setting the voltage required to illuminate the lower end of the bargraph at zero. First, measure a high contrast negative that is known to require grade 1 paper for a good average contrast after developing. Initially a low contrast reading will be obtained, say about grade 4 or 5. Now, adjust PR1 anticlockwise to increase the gain of the photoamplifier. Take another measurement, when the contrast reading should be greater. Repeat this process until a grade 1 is consistently recorded.

Now select a negative with very poor contrast ratio, one known to require paper grade 5 for bringing out the contrast. Take measurements several times while adjusting only PR2 clockwise, until the bottom end of the scale illuminates at grade 5. The other contrast grades should now fall linearly between these points and can be checked for accuracy.

Although the bargraph display has a low resolution and accuracy, the rest of the metering circuit is obviously much better than this; consequently a moving coil meter could easily be added to measure the contrast voltage for those who may desire greater resolution.

PROJECT : Contrast Meter

HOW IT WORKS

The general circuit arrangement consists of a photo-amplifier which feeds a voltage derived from varying light levels in an enlarger, to a pair of peak detectors. One follows the peak positive voltage and the other the peak negative voltage. The capacitors used for storing the voltage peaks in the followers also form part of sample and hold circuits which are then switched to 'hold' after measurement. Their outputs represent the maximum and minimum values of light intensity. A differential amplifier then computes the ratio of these values and the result is displayed on an LED bargraph meter.

IC1, a CA3140 CMOS op-amp, is used as the photodetector amplifier. It is configured as a non-inverting DC amplifier with a gain variable from unity to about 10, set by PR1. Although IC1 can have input and output voltages all the way to ground, this facility is not used owing to the driving requirement of the TL084 quad op-amp. This requires inputs at least 1V above ground, and thus IC1's output is offset by a reference voltage of 3V9 provided by R1, ZD1 and C1. The anode of the photodiode is connected via R2 to the non-inverting terminal of IC1 which has an effectively infinite input impedance. Thus the open circuit voltage generated by the photodiode is amplified according to the gain set around IC1 and appears at the output on pin 6 added to the reference voltage.

The voltage at point A (ignoring the reference offset) will be logarithmically

proportional to the intensity of incident light, owing to the properties of the photodiode (see Fig. 2) R4 and C2 form a simple filter to remove 100 Hz ripple caused by AC mains bulbs. This voltage is fed directly to the peak detectors. These circuits are essentially the same, the difference being the polarity of the rectifier diodes. They operate in exactly the same way, and we shall deal only with the peak positive voltage follower.

Assume initially that the CMOS analogue switch IC3c is open and IC3d is closed. C5 will be connected to the output of op-amp IC2c via the rectifiers D4 and 5 (we can ignore the action of R7 for the moment). C5 will charge up via the rectifiers to the most positive voltage peak when the voltage at point A on the non-inverting terminal is greater than the capacitor voltage applied to the inverting terminal. The voltage held on C5 will droop over a period of time due to leakage current through the rectifiers D4 and 5 and the input bias current of IC2c. IC2c was chosen as a FET op-amp with a low input bias current and R7 is included to reduce the diode leakage current.

IC2d is connected to C5 as a straightforward high impedance voltage follower to buffer the stored voltage. When the input voltage to IC2c at point A drops below the peak value, IC2c's output will go negative, reverse biasing D4. However, IC2d applies the capacitor voltage via R7 to the anode of D5, effectively removing

leakage current through D5.

The peak positive value of the signal at A thus appears at point C, and likewise the peak negative value at point B. When the analogue switch IC3d is now opened, C5 is disconnected from the peak detector and acts in conjunction with IC2d as a sample and hold circuit thus isolating the measured values from further light variations.

When SW1 is open, R8 and R5 hold the control pins 13 and 5 of IC3 low, opening both analogue switches. This is the 'hold' mode. When SW1 is now closed, the control pin 13 is taken high, switching to the 'sample' mode. C3 and R5 produce a positive pulse (about 50 mS) on control pin 5 to briefly short out D4 and D5, so resetting the peak detector to the current voltage at point A. When C3 has charged the IC3c switch will open again, allowing the peak detector to function.

IC4 is wired as a differential amplifier with a gain of 2, to subtract the voltage at point C from point B. Since these voltages are the log of the light levels, the output on pin 6 will represent the contrast ratio of these light values.

IC5 is a standard LED bargraph driver, the LM3914. The input voltage on pin 5 is converted linearly to illuminate one LED on a scale of 10. Full scale deflection (LED 10) is set internally at 1V2; the zero scale deflection is set by PR2 anywhere between 0V and 1V2 during the calibration process. C6, a 10 uF tantalum, is required for IC5 to ensure stability from oscillation.

NOTE: k = CATHODE

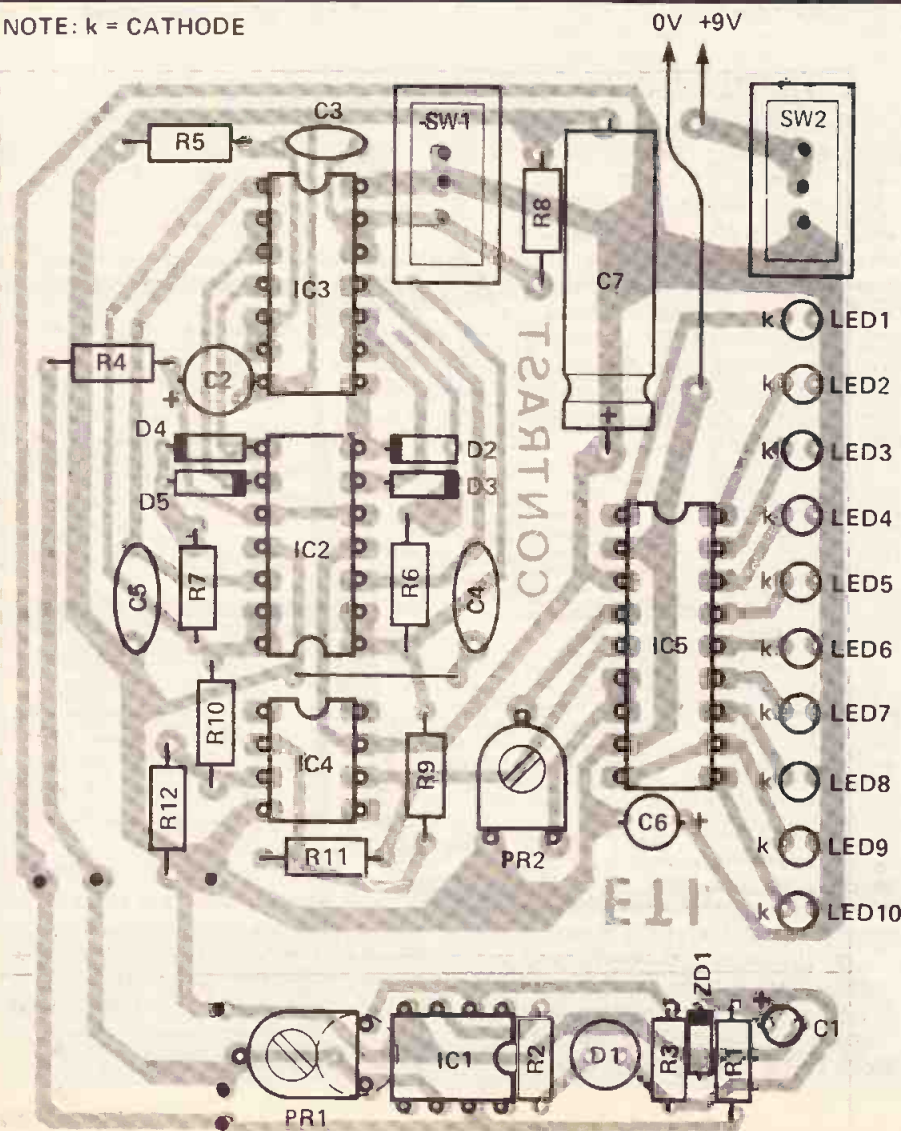


Fig. 4 (Left) Component overlay for the meter (showing the board uncut).

PARTS LIST

Resistors (all 1/4 W, 5%)

R1, 3, 8	10k
R2, 11, 12	100k
R4	2k2
R5	1M0
R6, 7, 9, 10	47R

Presets

PR1	100k subminiature horizontal preset
PR2	1k0 miniature horizontal preset

Capacitors

C1	10u 35 V tantalum
C2	22u 25 V tantalum
C3	220u 16 V electrolytic
C4, 6	82n polycarbonate
C5	68 n ceramic

Semiconductors

IC 1, 4	CA3140
IC 2	TL084
IC 3	4066B
IC 5	LM3914
D1	BPX65
D2, 3, 4, 5	1N4148
LED1-10	3 mm red LED

Miscellaneous

SW1, 2	miniature slide switches
Case (see Buylines); PCB (see Buylines); B1	PP3 9 V battery (preferably alkaline type).

BUYLINES

The photodiode specified in the Parts List is the one used in our prototype, but any general purpose type should do. The case we used is a Pactec type HP, size 146 x 91 x 28 mm. The PCB is available from us using the order form on page 44 — price is £2.12.

ETI

BI-PAK BARGAINS



ST21 SCREWDRIVER SET
6 precision screwdrivers in hinged plastic case. Sizes — 0.8, 1.4, 2.2, 4, 2.9 and 3.8mm **£1.78**

ST31 NUT DRIVER SET
5 precision nut drivers in hinged plastic case. With turning rod. Sizes: — 3, 3.5, 4, 4.5 and 5mm. **£1.78**

ST41 TOOL SET
5 precision instruments in hinged plastic case. Crosspoint (Philips) screwdrivers; — M0 and M1 Hex key wrenches; — 1.5, 2 and 2.5mm **£1.78**

ST51 WRENCH SET
5 precision wrenches in hinged plastic case. Sizes: — 4, 4.5, 5, 5.5 and 6mm. **£1.78**

BUY ALL FOUR SETS: ST21-ST51 and get HEX KEY SET FREE
HEX KEY SET ON RING
Sizes: 1.5, 2, 2.5, 3, 4, 5, 5.5 and 6mm.
Made of hardened steel.
HX/1 **£1.26**



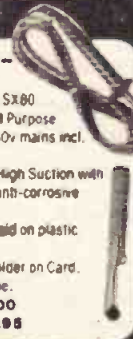
BI-PAK PCB ETCHANT AND DRILL KIT

Complete PCB Kit comprises
1 Expo Mini Drill 10,000RPM 12v DC incl 3 cables & 1 x 1mm Twist Dr.
1 Sheet PCB Transfers 210mm x 150mm.
1 Etch Resist Pen.
1 1/2 pack FERRIC CHLORIDE crystals
3 Sheets copper clad board.
2 sheets Fibreglass copper clad board.
Full instructions for making your own PCB boards.
Retail Value over **£18.00**
OUR BI-PAK SPECIAL NIT PRICE **£9.78**
ORDER NO. SX81



BI-PAK SOLDER - DESOLDER KIT

Kit comprises ORDER NO. SX80
1 High Quality 40 watt General Purpose Lightweight Soldering Iron 240v mains incl. 3/16" (4.7mm) bit.
1 Quality Desoldering pump. High Suction with automatic ejection. Knurled, anti-corrosive casing and teflon nozzle.
1.5 metres of De-soldering braid on plastic dispenser.
2 yds (1.83m) Resin Cored Solder on Card.
1 Heat Shunt tool Tweezer Type.
Total Retail Value over **£12.00**
OUR SPECIAL KIT PRICE **£8.98**



BRAND NEW LCD DISPLAY MULTITESTER.

RE 188m
LCD TO MEGOHM INPUT IMPEDANCE
"3 1/2" digit "16" ranges plus NFE test facility for PNP and NPN transistors "Auto zero, auto polarity "Single-handed, pushbutton operation "Over range indication "12.5mm (1/2-inch) large LCD readout "Diode check "FusT circuit protection "Test leads, battery and instructions included.
Max indication 1999 or — 1999
Polarity indication Negative only. Positive readings appear without + sign
Input impedance 10 Megohms
Zero adjust Automatic
Sampling time 250 milliseconds
Temperature range — 5°C to 50°C
Power Supply 1 x PP3 or equivalent 9V battery
Consumption 20mW
Size 155 x 88 x 31mm
RANGES
DC Voltage 0-200mV.
0-2-20-200-1000V. Acc: 0.8%
AC Voltage 0-200-1000V
Acc: 1.2% DC Current 0-200uA
0-2-20-200mA 0-10 A. Acc: 1.2%
Resistance 0-2-20-200K ohms
0-2 Megohms. Acc: 1%
BI-PAK VERY LOWEST POSS PRICE **£35.00** each



SEMICONDUCTORS FROM AROUND THE WORLD

100 A Collection of Transistors, Diodes, Rectifiers, Bridges, SCR's, Triacs, IC's both Logic and Linear plus Opto's all of which are current everyday usable devices

Guaranteed Value over £10 at Normal Retail Price

your for only **£4.00** Data etc. in every pak Order No. SX85

EXPERIMENTER BOXES - ALUMINIUM - PLASTIC ALUMINIUM BOXES

Made with Bright Aluminium folded construction with deep lid and screws

SIZE	L	W	H	Order No.	Price
5 1/4	2 1/4	1 1/2	159	83p	
4	2 1/4	1 1/2	161	83p	
4	2 1/2	2	163	83p	
3	2	1	164	87p	
8	6	3	166	£1.88	
6	4	2	167	£1.12	

All measurements for boxes are shown in inches. L = Length, W = Width, H = Height

Plastic Boxes

Coloured Black. Close fitting. Planged Lid, fixing screws into brass bushes.

SIZE	L	W	H	Order No.	Price
4	2	1	141	£1.00	
4 1/4	2 1/4	1 1/2	143	£1.30	
6	3 1/2	2	144	£1.80	
4	2 1/4	1	145	£1.40	

Plastic as above but with aluminium top panel
Plastic sloping front
5 1/4 4 1/2 2 1/2 slope to 1 1/2 148 **£2.14**

The Third and Fourth Hand...

... you always need but have never got until now

This helpful unit with Rod mounted horizontally on Heavy Base. Crocodile clips attached to rod ends. Six ball & socket joints give infinite variation and positions through 360° also available attached to Rod a 2 1/2" diam magnifier giving 2.5 x magnification. Helping hand unit available with or without magnifier. Our Price with magnifier as illustrated ORDER NO T402 **£6.50**
Without magnifier ORDER NO T400 **£4.75**

"IRRISISTABLE RESISTOR BARGAINS"

Pak No.	Qty	Description	Price
SX10	400	Mixed "All Type" Resistors	£1
SX11	400	Pre-formed 1/4 watt Carbon Resistors	£1
SX12	700	1/4 watt Carbon Resistors	£1
SX13	200	1/4 watt Carbon Resistors	£1
SX14	150	1/4 watt Resistors 22 ohm 2m2 Mixed	£1
SX15	100	1 and 2 watt Resistors 22 ohm 2m2 Mixed	£1

Paks SX12-15 contain a range of Carbon Film Resistors of assorted values from 22 ohms to 2.2 meg. Save counts on these resistor paks and have a full range to cover your projects.
Quantities approximate, count by weight.

"CAPABLE CAPACITOR PAKS"

Pak No.	Qty	Description	Price
SX16	250	Mixed Types Capacitors	£1
SX17	200	Ceramic Capacitors Mixture Mixed	£1
SX18	100	Mixed Ceramics lot 5 of Mixed Ceramics 68pf. 0.05mF	£1
SX19	100	Assorted Polyester Polystyrene Capacitors	£1
SX20	100	Mixed C280 type capacitors metal top	£1
SX21	60	Electrolytics all sorts	£1
SX22	100	Quality Electrolytics	£1
SX23	50	50 (100) Ohm	£1
SX24	20	Tantalum Beads, mixed	£1

*Quantities approximate, count by weight.

AUDIO PLUGS, SOCKETS AND ACCESSORIES

25 pieces of Audio Plugs, Sockets and Connectors to include DIN 180°, 240°, Inline 3-6 Pin at retail over £3 Normal. Order No. SX25. Our Price **£1.50** per pak. Guaranteed to save you money.

SX26 3 Pcs. of 6 pin 240° DIN Plugs and Chassis Sockets **50p**

SX18 100 Silicon NPN Transistors—all perfect. Coded mixed types with data and eqvt. sheet. No rejects. Real value **£2.50**

SX30 100 Silicon PNP Transistors—all perfect. Coded mixed types with data and eqvt. sheet. No rejects. Fantastic value **£2.50**

Silicon NPN Type Transistors

10-92 Plastic centre collector
Line BC182L — 183L — 184L
VCBO as VCBO 30 IC200mA Min 100-400

ALL perfect devices — uncoded ORDER AS SX183
50 pf 100 pf 500 pf 1000 pf
£1.50 £2.50 £10.00 £17.00

PNP SILICON TRANSISTORS:

Silicon 2N2500 — 2N2504 — E-Line
VCBO 40 VCBO 35 ic 300mA Min 50-400

Brand New — Uncoded — Perfect Devices
50 pf 100 pf 500 pf 1000 pf
£2.00 £3.50 £15.00 £25.00
Order as 2NXPNP

MOTOROLA PIEZO ELECTRIC TWEETER

Maximum Ratings
25 volts rms which is equal to:
200 watts across 4 ohms
100 watts across 8 ohms
50 watts across 16 ohms

BI-PAK SPECIAL OFFER PRICE **£4.88**
ORDER NO. 1907

DOME TWEETER

Dome tweeter for systems up to 50w.
Impedance: 8 ohms
Frequency Response: 2000-20,000Hz
Dims. 98mm diam x 31mm deep
Our Price **£2.88** DMT200

TECASBOTY

The Electronic Components and Semiconductor Bargain of the Year. A host of Electronic components including potentiometers — rotary and slider presets — horizontal and vertical. Resistors of mixed values 22ohms to 2M2 — 1-ohm to 2 Watt. A comprehensive range of capacitors including electrolytic and polyester types plus disc ceramics etcetera. Audio plugs and sockets of various types plus switches, fuses, heatshinks, wire, nuts/bolts, gromets, cable clips and ties, knobs and P.C. Board. Then add to that 100 Semiconductors to include transistors, diodes, SCR's opto's, all of which are current everyday usable devices. In all a Fantastic Parcel. No rubbish all identifiable and valued in current catalogues all well over £25.00. Our Fight Against Inflation — Beat the Budget — Down with Depression **JUST £6.50.** Orno SX85

1 Amp SILICON RECTIFIERS

Glass Type similar IN4000 SERIES #4001-#4004
50 — 500v — uncoded — you select for VLTs
ALL perfect devices — NO duds Min 50p
50 for **£1.00** — worth double ORDER NO SX76

Silicon General Purpose NPN Transistors TO-18 Case
Lock 18 leads — coded CV7644 Similar to BC147
— BC107 — 2789 ALL NEW VCE 70v IC500mA
Min 75-250 50 pf 100 pf 500 pf 1000 pf
PRICE **£2.00 £3.80 £17.50 £30.00**
Order as CV7644

Silicon General Purpose PNP Transistors TO-18 Case
Lock 18 leads coded CV9507 similar 2N2904A to
BFR30 VC 60 IC 600mA Min 75 50 ALL NEW
50 pf 100 pf 500 pf 1000 pf
PRICE **£2.50 £4.00 £19.00 £35.00**
Order as CV9507

BI-PAK

Send your orders to Dept. E114 BI PAK PO BOX 6 WARE HEATHS SHOP AT 3 BALDWIN ST WARE HEATHS.
TERMS: CASH WITH ORDER. SAME DAY DESPATCH ACCESS.
BARCLAYCARD ALSO ACCEPTED. TEL 0450 3182. GPO 388 AM.
ADD 15% VAT AND 50% PER ORDER POSTAGE AND PACKING.



Use your credit card. Ring us on 0450 3182 NOW and get your order even faster. Goods normally sent 2nd Class Mail.
Remember you must add VAT at 15% to your order.
Total Postage add 50p per Total order.

BI-PAK AUDIO

THE PROFESSIONAL APPROACH

HIGH QUALITY MODULES FOR STEREO MONO AND OTHER AUDIO EQUIPMENT

BI-PAK Audio Modules are famous for their variety, quality of design and ruggedness. For over 10 years BI-PAK have been suppliers to manufacturers of high quality audio equipment throughout the world - in fact, well over 100,000 modules have been sold - this is why discerning amateur enthusiasts and professionals alike prefer an using BI-PAK modules in their equipment.

They know that every item is designed and tested to do the job for which it is intended before it leaves the factory. Whatever you are building, there is a kit or module in the BI-PAK range to suit your every need.

AUDIO AMPLIFIERS

510 watts (RMS)
AL20 5 watt Audio Amp Module 22.30w supply £3.67
AL30A 7.10 watt Audio Amp. Module 22.30w supply

£4.16.



AUDIO AMPLIFIERS

15.25-35 watts (RMS)

AL80 16.25 watt Audio Amp Module 30.50w supply

£5.15.

AL80 35 watt Audio Amp Module £8.07



AUDIO AMPLIFIER

Audio Amplifier 50W RMS; with integral heat sink and short circuit protection.
Intended to handle the demand for a fully protected power amp... capable of driving high quality speaker systems at up to 50w with distortion levels below 0.5%. Ideal for domestic use, Discos, P.A. systems, electronic organs, etc. The generously rated components ensure continuous operation at high output levels. AL120 30 watt Audio Amp Module 50.70w supply

£13.14.



AUDIO AMPLIFIER

125 watts (RMS) AL250
A power amplifier providing an output of up to 125w RMS into a 4 ohm load. Four 115w transistors in the output stage makes it extremely rugged while damage from incorrect or short circuit loads is prevented by a four transistor protection circuit. For use in many applications such as disco units, sound reinforcement systems, background music players etc.
AL250 125 watt Audio Amp Module 50.80w supply

£19.60.



POWER SUPPLIES

PS12 24v Supply Suit 2 x AL10 2 x AL20 2 x AL30 6 PA12S40 £1.05. SPW80 33v Stabilised supply Suit 2 x AL80 PA100 to 15 watts £4.84. SPM12045 45v Stabilised supply Suit 2 x AL80 PA100 to 25 watts £8.38. SPM12055 55v Stabilised supply Suit 2 x AL80 PA200 £8.38. SPM12085 85v Stabilised supply Suit 2 x AL120 PA200 1 x AL250 £8.38. SG30 150 15 Stabilised power supply for 2 x GE100 MKII £8.10

SPM120 is a fixed voltage stabiliser with an output voltage of either 45v, 55v, or 85v. Designed for use in audio applications, the stabiliser which provides output currents up to 2.5A operates direct from a mains transformer requiring only the addition of two electrolytic capacitors to complete the power supply.



STEREO PRE-AMPLIFIERS

PA12 Supply voltage 22.30v Input sensitivity 300mv Suit AL10AL20AL30 £8.66. PA100 Supply voltage 30.50w inputs. Tape Tuner Mag P.A.I. Suit AL80AL80 £17.05. PA200 Supply voltage 30.70v inputs. Tape Tuner Mag P.A.I. Suit AL10AL120AL250 £18.24

The PA200 is basically our popular PA100, modifications being made to make it compatible with the higher output amplifiers (i.e. AL120 & AL250). The unit boasts six push button selectors giving a choice of 3 inputs, 2 filters, for both high and low frequencies and a stereo or mono button, all combining to give a top quality stereo pre-amplifier and tone control.

MINIATURE FM TRANSMITTER MODULE

Freq. 95-106 MHz. Range: 1/2 mile. Size: 45mm x 20mm. Add 9v batt. Not licensed in UK. Ideal for: 007-M19-FBI-CIA-IGB-etc. Price: £5.50

MAGNETIC CARTRIDGE PRE-AMPLIFIER


Enjoy the quality of a magnetic cartridge with your ceramic equipment using the MP430 which is a quality pre-amp, enabling magnetic cartridges to be used where facilities exist for ceramic cartridges only. With a DIN input socket & full, easy to follow instructions. MP430 Stereo Mag Cartridge, Pre-amp. - input 1.5mV Output 100mV £3.27.

MONO PRE-AMPLIFIERS

MM100 suitable for disco mixer. MM1000 suitable for guitar pre-amp mixer. The MM100 and MM1000 mono pre-amplifiers are compatible with the AL80, AL80, AL120 and AL250 power amplifiers and their associated power supplies.

MM100 Supply voltage 40.65v inputs. Tape Mag P.A.I. Microphone Max output 500mv £12.43. MM1000 Supply voltage 40.65v inputs 2 guitars, Microphone Max output 500mv

£12.43.



GE100 MKII

10 Channel Monographic Equaliser.

Only 155mm x 65mm x 50mm including the 10 x 10K 65mm slider potentiometers and knobs which are mounted on a board above the circuitry. In the range of 31Hz to 10KHz you can cut and boost $\pm 12dB$ with the 10 sliders, each with frequency marked on the circuit board. The GE100 uses include mixers, P.A. systems and discos. It will also improve the sound reproduction of your existing audio equipment. Power supply for GE100 or SG30. Together with Transformer no. 7043. GE100 MKII 10 Channel monographic Equaliser with sliders & knobs £20.00.



PUSH BUTTON STEREO FM TUNER

Fried with Phase locked loop decoder. SWS Provides instant programme selection at the touch of a button ensuring accurate tuning of 4 pre-selected stations, any of which may be altered as often as you choose simply by changing the settings of the preset controls. Features include FET input stage, Varicap diode tuning.

£19.00.



Transformers are not included with power supplies. SPM120 Range also require reservoir and output capacitors

TRANSFORMERS

2004 1.7 amp 35v suit SPW80 £4.08. 2035 2 amp 55v £8.08. 2038 2.50mA 17v Suit PS12 £2.08. 2040 1.5 amp 0.45v 55v Suit SPM12045 SPM12055 £8.46. 2041 2 amp 0.55v 65v Suit SPM12055 SPM12085 £8.46. 2039 1 amp 0.20v Suit Stereo 30 £3.68. 2043 1.50mA 95.0-15v Suit SG30 £1.68.

ACCESSORIES

130 Teak Cabinet Suit Stereo 30 320 x 235 x 87mm £2.00. 140 Teak Cabinet Suit ST415 425 x 230 x 95mm £8.50. FP100 Front Panel for PA100 6 PA200 £1.08. BP100 Back Panel for PA100 6 PA200 £1.08. GE100FP Front Panel for one GE100MKII £1.70. TC60 Kit of Parts including Teak Cabinet chassis, sockets & knobs etc. 80 house ST415 Amplifier £17.50. PS250 Connectors - 1 capacitor & 4 diodes for constructing unregulated power supply for AL250 to 125 watts £2.08.

BI-PAK'S COMPLETELY NEW CATALOGUE

Completely re-designed. Full of the type of components you require plus some very interesting ones you will soon be using and of course, the largest range of semiconductors for the Amateur and Professional you could hope to find.

There are no wasted pages of useless information so often included in catalogues published nowadays. Just solid facts & price description and individual features of what we have available. But remember, BI-Pak's policy has always been to sell quality components at competitive prices and THAT WE STILL DO.

BI-PAK'S COMPLETELY NEW CATALOGUE is now available to you. You will be amazed how much you can save when you shop for Electronic Components with a BI-Pak Catalogue. Have one by you all the time - it pays to buy BI-PAK.

To receive your copy send **75p** plus 25p p&p

BI-KITS

ST45 5 watts per channel Stereo Amplifier Kit consisting of 2 x AL20 amplifiers 1 x PA12 pre-amplifier 1 x PS12 power supply 1 x 2000 transformer and necessary wiring diagram £18.52. ST410 10 watts per channel Stereo Amplifier Kit consisting of 2 x AL30 amplifiers 1 x PA12 pre-amplifier 1 x PS12 power supply 1 x 2038 transformer and necessary wiring diagrams £28.43.

ST415 15 watts per channel Stereo Amplifier Kit consisting of 2 x AL80 amplifiers 1 x PA100 pre-amplifier 1 x SPW80 power supply 1 x 2034 transformer 2 x coupling capacitors for 8 ohms 470 mfd 50v and necessary wiring diagrams £28.76. ST425 25 watts per channel Stereo Amplifier Kit consisting of 2 x AL80 amplifiers 1 x PA100 pre-amplifier 1 x SPM12045 power



supply 1 x 2948 transformer 2 x coupling capacitors for 8 ohms 470 mfd 50v 1 x reservoir capacitor 2200 mfd 100v and necessary wiring diagram £48.76. ST435 35 watts per channel Stereo Amplifier Kit consisting of 2 x AL80 amplifiers 1 x SPM12055 power supply 1 x PA200 pre-amplifier 1 x 2035 transformer 2 x coupling capacitors 470 mfd 50v for 8 ohms 1 x reservoir capacitor 2200 mfd 100v and necessary wiring diagram £48.76.

REGULATED VARIABLE STABILISED POWER SUPPLY

Variable from 230 volts and 0.2 Amperes kit includes - 1 x VPS30 Module, 1 - 25 volt 2 amp transformer, 1 - 0.50v 2 Panel Meter, 1 - 0.2 amp 2" Panel Meter, 1 - 470 ohm screwdown potentiometer, 1 - 4K7 ohm screwdown potentiometer. Wiring Diagram included. VPS30 KIT £20.

SIREN ALARM MODULE

American Police type siren powered from any 12 volt supply into 4 or 8 ohm speaker. Ideal for car burglar alarm, freezer break-down and other security purposes. BP124 5 watt 12v max - Siren Alarm Module £3.85.

BI-PAK

Send your orders to Dept. ETI 4 BI-PAK, PU BOX 6 WARE, HERTS. SHOP AT 3 RAILODD ST., WARE, HERTS.
TERMS: CASH WITH ORDER, SAME DAY DISPATCH. ACCESS BARCLAYCARD ALSO ACCEPTED. TEL: 0929 3182. CIRD 348/108.
ADD 15% VAT AND 50% PER ORDER POSTAGE AND PACKING



Use your credit card. Ring us on Ware 3182 1100 and get your order even faster. Goods normally sent 2nd Class Mail.
Remember you must add 15% to your order. Total Postage add 50p per total order.

ETI PCB SERVICE

Up until now PCBs were always the hardest component to obtain for a project. Of course you *could* make your own, but why bother anymore?

Now you can buy your boards straight from the designers — us! As of this issue all (non-copyright) PCBs will be available automatically from the ETI PCB Service. Each board is produced from the same master used to build our prototypes, so you can be *sure* it's accurate, and will be finished to the high standard you would expect from ETI.

In addition to the PCBs for this month's projects, we are making available some of the more popular designs from our recent past. See the list below for details. Please note that **NO OTHER BOARDS ARE AVAILABLE. If it's not listed, we don't have it!**

APRIL 79	<input type="checkbox"/> Guitar Effects Unit	£1.98	MARCH 81	<input type="checkbox"/> Engineer's Stethoscope	£1.99	NOVEMBER 81	<input type="checkbox"/> Music Processor	£5.51
	<input type="checkbox"/> Click Eliminator	£4.98					<input type="checkbox"/> Voice-Over Unit	£2.98
JUNE 79	<input type="checkbox"/> Accentuated Beat Metronome	£2.70	APRIL 81	<input type="checkbox"/> Musical Box	£1.98		<input type="checkbox"/> Car Alarm	£2.11
FEBRUARY 80	<input type="checkbox"/> Tuning Fork	£1.98		<input type="checkbox"/> Drum Machine (two boards)	£4.20		<input type="checkbox"/> Phone Bell Shifter	£2.22
				<input type="checkbox"/> Guitar Note Expander	£2.40	DECEMBER 81	<input type="checkbox"/> Alcohometer (two boards)	£3.99
MARCH 80	<input type="checkbox"/> Signal Tracer	£1.70	JUNE 81	<input type="checkbox"/> Mini-drill Speed Controller	£2.20		<input type="checkbox"/> Bodywork Checker	£1.48
				<input type="checkbox"/> Antenna Extender	£2.40		<input type="checkbox"/> Component Tester	£1.12
AUGUST 80	<input type="checkbox"/> CMOS Logic Tester	£1.98		<input type="checkbox"/> Alien Attack	£1.98	JANUARY 82	<input type="checkbox"/> Parking Meter Timer	£1.78
	<input type="checkbox"/> Capacitance Meter	£2.20		<input type="checkbox"/> LED Jewellery: Cross	£1.10		<input type="checkbox"/> Infant Guard	£1.35
	<input type="checkbox"/> Ultrasonic Burglar Alarm	£2.15		<input type="checkbox"/> Spiral (two boards)	£1.98		<input type="checkbox"/> Guitar Tuner (two boards)	£4.48
				<input type="checkbox"/> Star (two boards)	£1.99	FEBRUARY 82	<input type="checkbox"/> Ripple Monitor	£1.56
OCTOBER 80	<input type="checkbox"/> Cassette Interface	£2.20		<input type="checkbox"/> Waa-phase	£1.15		<input type="checkbox"/> Pest Monitor	£1.39
	<input type="checkbox"/> Fuzz/Sustain Box	£2.45	JULY 80	<input type="checkbox"/> System A A-MMA-MC	£1.99		<input type="checkbox"/> I Ching Computer (two boards)	£3.98
NOVEMBER 80	<input type="checkbox"/> Touch Buzzer	£1.45		<input type="checkbox"/> System A A-PR	£3.88		<input type="checkbox"/> Moving-magnet stage	£2.85
	<input type="checkbox"/> Light Switch	£1.45		<input type="checkbox"/> Smart Battery Charger	£1.48		<input type="checkbox"/> Moving-coil stage	£2.85
	<input type="checkbox"/> Metronome	£1.45	AUGUST 81	<input type="checkbox"/> System A Power Amp (A-PA)	£3.58	MARCH 82	<input type="checkbox"/> Infinite Improbability Detector	£2.53
	<input type="checkbox"/> 2W Power Amp	£1.45		<input type="checkbox"/> Flash Sequencer	£2.98		<input type="checkbox"/> Capacitance Meter (two boards)	£10.64
	<input type="checkbox"/> RIAA Preamplifier	£1.45		<input type="checkbox"/> Hand-clap Synthesiser	£1.37		<input type="checkbox"/> Robot Motor Controller	£2.85
	<input type="checkbox"/> Audio Test Oscillator	£2.35		<input type="checkbox"/> Heartbeat Monitor	£3.98		<input type="checkbox"/> Light Wand	£1.40
				<input type="checkbox"/> Watchdog Home Security (two boards)		APRIL 82	<input type="checkbox"/> Wattmiser	£3.39
DECEMBER 80	<input type="checkbox"/> Musical Doorbell	£2.10	SEPTEMBER 81	<input type="checkbox"/> Mains Audio Link (three boards)	£5.51		<input type="checkbox"/> Contrast Meter	£2.12
	<input type="checkbox"/> Bench Amplifier	£1.90		<input type="checkbox"/> Laboratory PSU	£3.40		<input type="checkbox"/> Sound Effects board	£1.80
	<input type="checkbox"/> Four Input Mixer	£1.98					<input type="checkbox"/> High Impedance Probe	£1.48
JANUARY 81	<input type="checkbox"/> LED Tacho	£3.10	OCTOBER 81	<input type="checkbox"/> Enlarger Timer	£2.55		<input type="checkbox"/> Guitar Practice Amp	£5.68
	<input type="checkbox"/> Multi-Option Siren	£2.40		<input type="checkbox"/> Sound Bender	£1.99		<input type="checkbox"/> Accurate Voltage Monitor	£1.54
	<input type="checkbox"/> Universal Timer	£2.48		<input type="checkbox"/> Thermal Alarm	£1.97			
FEBRUARY 81	<input type="checkbox"/> Infra-red Alarm (four boards)	£4.98		<input type="checkbox"/> Micropower Pendulum	£1.66			
	<input type="checkbox"/> Pulse Generator	£2.68						

How to order: indicate the boards required by ticking the boxes and send this page, together with your payment, to: ETI PCB Service, Argus Specialist Publications Ltd, 145 Charing Cross Road, London WC2H 0EE. Make cheques payable to ETI PCB Service. Payment in sterling only please. Prices may be subject to change without notice.

Total for boards £
 Add 40p p&p 0.40
 Total enclosed £

I wish to pay by Access/Barclaycard. Please debit my account

BARCLAYCARD

VISA

5 2 2 4

4 9 2 9



Signed

Name

Address

DESIGNER'S NOTEBOOK

Five into one does go. This month Don Keighley explains all about sampling and time-division multiplex systems, and looks closely at the advantages of pulse-width modulated telecommunications networks.

Sampling is a process we can undertake if we want to combine many different signals on to a single transmission line. The transmission line can be of any type such as wire, radio, or optical. Combining several signals into one is called 'multiplexing' and can save the expense of having many separate lines. Sampling is used in a specific type of multiplexing called time-division multiplexing (TDM) which I'll explain later. The other form of multiplexing — frequency-division multiplexing (FDM) — is the basis of all standard radio transmissions. Each signal to be transmitted is mixed with a carrier wave (or radio frequency) on to a set frequency within the radio spectrum. Thus many signals can be transmitted and received by radio link — one on each defined frequency of the radio spectrum.

Figure 1 shows an illustration of sampling. In the figure, a sinusoidal signal (known as the message signal) has a series of values taken at regular intervals. These sample values can be used to represent the message signal. For instance, we can pass the actual DC values of the samples, ie their voltages, along the line. At the other end of the line the sample values, or pulses as they are usually called, are converted back into the message signal, simply by passing them through a lowpass filter. The filter removes the high frequency pulses and thus re-creates the envelope of the original message signal — as shown by the sinewave of Fig. 2.

One of the most important questions arising is — How often do we need to sample the message signal? It is obvious that if the signal is sampled too few times we won't be able to

reconvert the pulses into the message signal at the receiving end of the transmission line.

The minimum number of samples is given by the sampling theorem, which states that a message signal of bandwidth B Hz can be represented by a set of sample values taken at a frequency of $2B$ Hz. For example, an audio system has a frequency response of 20 Hz to 20 kHz. Its bandwidth is thus $20,000 - 20 = 19,980$ Hz. The audio signal of the system can thus be represented if samples are taken at $2 \times 19,980 \text{ Hz} = 39,960$ Hz.

But the *minimum* number of representative samples (2B Hz) isn't the *easiest* number of samples to convert back into the message signal. It's usual to take a greater number of samples because doing so makes the reconversion easier. To see why this is so we've got to take a look at the spectra of the transmitted samples and see how they differ when different sample frequencies are used. Figure 3 shows the possible spectrum of a message signal such as an audio signal. It's the sort of result you would see on the screen of a spectrum analyser. Frequency f_m is the maximum frequency contained in the signal. The lowest frequency contained is 0 Hz (the signal extends down to DC), so the bandwidth of the message signal is $f_m - 0 = f_m$ Hz.

When the message signal is sampled at a frequency f_s the overall spectrum looks something like that shown in Fig. 4 and consists of components at harmonics of the sampling frequency, with upper and lower sidebands around them, as well as the original spectrum of the message signal. In Fig. 4 you can see the sampling frequency, f_s , is more than twice f_m — hence there is a gap between the highest frequency of the higher sideband of a

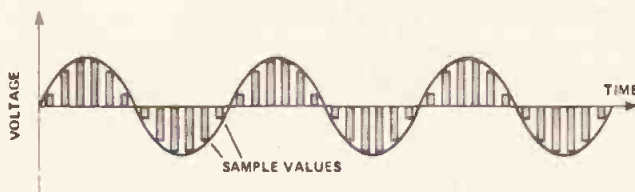


Fig. 1 A message signal can be represented by a series of sample values of the signal.

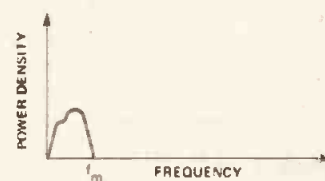


Fig. 3 Power density spectrum of typical audio signal. The higher frequency component in the signal is f_m . The signal extends down to 0 Hz, so the bandwidth of the signal is f_m Hz.

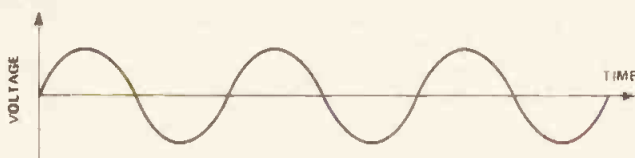


Fig. 2 If the series of sample values is passed through a lowpass filter the original message signal is recreated.

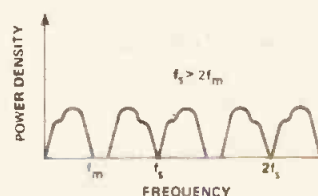


Fig. 4 Power density spectrum of an audio signal, sampled at a frequency of f_s . In this example, f_s is greater than $2f_m$.

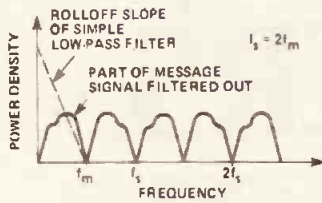


Fig. 5 Sampling frequency f_s equals $2f_m$. A simple lowpass filter may filter out some of the wanted message signal.

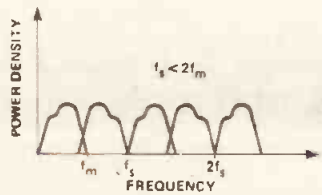


Fig. 6 Sampling frequency less than $2f_m$. A lowpass filter cannot be used to recreate the original message signal.

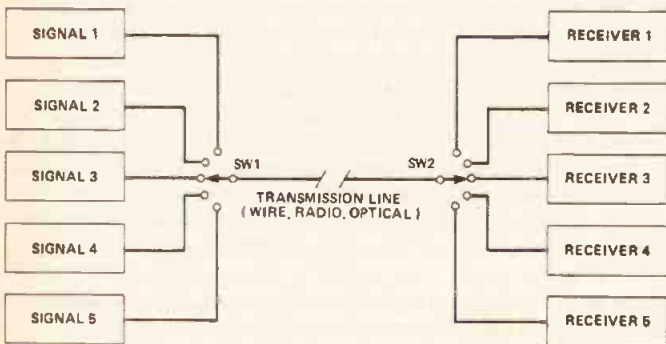


Fig. 7 A simple time-division multiplex (TDM) system.

component and the lowest frequency in the lower sideband of the next component. This gap between bands means that a simple lowpass filter can be used at the receiver to pass only the message signal and not the higher components: so the message signal is recreated.

With a sampling frequency of only $2f_m$ (Fig. 5) the highest frequency of one band and the lowest frequency of the next occur at the same point. A simple lowpass filter would filter out some of the message signal, as shown in the figure. A more complex lowpass filter (with a steeper roll-off slope) could be used to correctly recreate the message signal.

In Fig. 6, f_s is less than $2f_m$ and, as you would expect, the spectrum shows how message signal and sidebands overlap. A lowpass filter *cannot* be used to recover the whole of the message signal without letting through part of the next sideband.

TDM Tricks

A simple TDM system is shown in Fig. 7, in block diagram form. Each signal to be transmitted is connected to an input of switch SW1. This switch, although shown in the diagram as a mechanical-type switch, will be of electronic construction in a real TDM system, so that a high switching speed can be obtained. The output signal from the switch is transmitted along the transmission line to switch SW2, which connects each receiver, in turn, to the line. Providing the switches are operating fast enough so that the sampling theorem is fulfilled ($f_s \geq 2f_m$) for all the message signals, everything is fine and we have five signals passing down one line.

The whole process of sampling and TDM is a form of modulation because only a representation of the message signal is transmitted, not the actual signal. And because pulsed samples of the message signal are transmitted, we call the process pulse modulation.

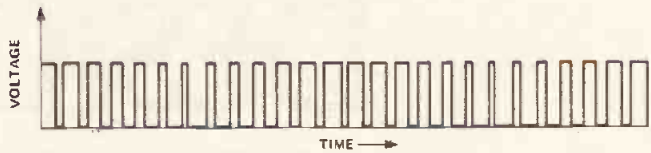


Fig. 8 Pulse-width modulation. The width of each pulse varies in accordance with the amplitude of the message signal.

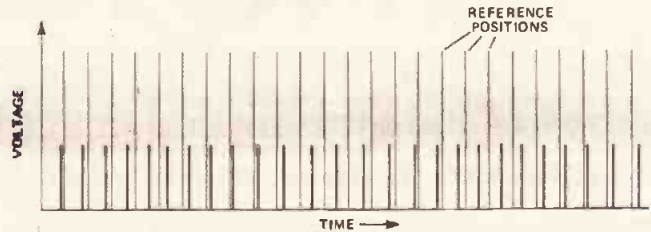


Fig. 9 Pulse-position modulation. Each pulse's position, with respect to a reference point, varies in accordance with the message signal amplitude.

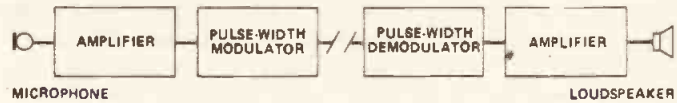


Fig. 10 A pulse-width modulation microphone/loudspeaker system.

There are various forms of pulse modulation which can be used in a TDM system, all relying on the fact that the original sample values control some property of corresponding pulses. The one just described uses the DC value (ie amplitude) of the pulses and is therefore known as pulse-amplitude modulation. Other forms of pulse modulation are: pulse-width modulation (where the width of the pulses is varied according to the sampled value) and pulse-position modulation (the position of the pulse, relative to a reference position, is proportional to the sample value). Figures 8 and 9 show examples of these pulse modulation systems and the sampling frequencies of both must follow the sampling theorem — the sampling frequency must be at least twice that of the message signal bandwidth. There is a final pulsed system, in which each sampled value is converted into a train of binary digits. This is, strictly speaking, a digital system and doesn't concern us here; however the system must still follow the sampling theorem.

Practical Matters

With careful design all the pulse modulation systems can give good results in TDM but perhaps the best — because it's easy to use, has a high immunity to interference and yet needs a minimum of component hardware — is pulse-width modulation (PWM). Figure 10 shows a block diagram of a PWM microphone/loudspeaker set-up — such as you might have in a multi-station intercom system or similar.

We can investigate the modulation and demodulation blocks in more detail, as in Fig. 11 and 12. Figure 11 shows a simplified pulse-width modulator. It consists of an oscillator to provide sampling pulses at a rate of over $2f_m$, so that the sampling theorem is fulfilled. In a good quality audio modulator, the sampling rate is therefore over 40 kHz and the time between pulses must be $1/f_s = 25 \mu\text{s}$.

The pulse duration is less than this, say 1 μs , and each pulse charges the capacitor C1 to full voltage. After charging, the capacitor is linearly discharged via the constant current source. The cycle repeats itself at every pulse. The capacitor's discharge rate is a product of the capacitor/constant current time constant, which should be about 2 μs . Comparator IC1 compares the ramp discharge with the incoming audio signal — when the non-inverting input voltage is above that of the inverting input

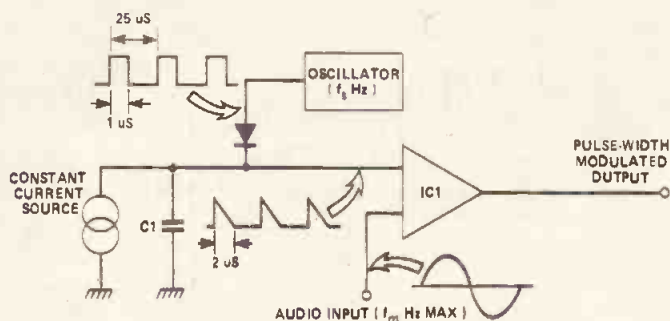


Fig. 11 A pulse-width modulator in detail.

the comparator output is high; when the non-inverting input is below the inverting input the output is low. Thus the output is high the instant of every sampling pulse, but falls low again after a time which is linearly related to the amplitude of the audio signal. In other words, the width of the pulse is modulated by the audio signal.

A pulse-width demodulator is shown in Fig. 12. A capacitor with a parallel constant current source is again used and the incoming width-modulated pulses cause a charge/discharge cycle similar to that in the modulator. The average DC level of charge across the capacitor is dependent on the width of the pulses — the wider the pulse, the higher the DC level. Buffer IC1 prevents loading of the voltage across the capacitor and the output is lowpass filtered by capacitor C2 to remove the sharp spikes of the sampling pulses, thus re-creating the original audio message signal.

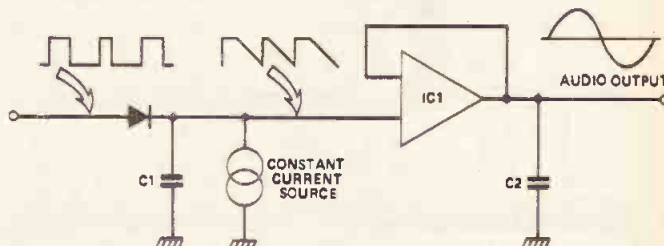


Fig. 12 A pulse-width demodulator can be built using the same basic components used in a pulse-width modulator.

The advantages of such a system aren't always immediately obvious, but you must remember that the audio signal is being represented by a pulse of nominal width 2 μ s in a cycling time of 25 μ s. This means that 12 different, high-quality audio signals can be time-division multiplexed down that transmission line simultaneously and without interference — and this is just a simple system. With a shorter nominal pulse width and more accurate modulators and demodulators, many more signals can be multiplexed on to a single transmission line.

It's all down to economics really. When you look at a large telecommunications system like the telephone network, there are literally thousands upon thousands of miles of expensive copper cable. By putting 100 telephone conversations down one line the overall cable cost is only 1/100th of that of a non-multiplexed system. Makes sense, doesn't it!

ETI



Lost in the Hi-Fi Jungle?

Phone Wilmslow 526213

for an expert guide to the territories of:

A&R **Dual** **NAD** **MISSION** **PIONEER**
AIWA **HITACHI** **OPTONICA** **SAMSUNG**

Plus

ARISTON • ACOUSTIC RESEARCH • B & W • CJ-55 • CELESTION
 GRADO • HITACHI • JR • KEF • M SHORT • MONITOR AUDIO
 ORTOFON • ROGERS • THORENS • VIDEOTONE

HI-FI MARKETS

The place where people care about their hi-fi

Sensible advice from expert staff

2 years guarantee on Hi-Fi


Service Department on Premises

Very competitive prices












5 Swan Street, Wilmslow,
Cheshire Telephone 0625 526213

7 HUGHENDEN ROAD, HASTINGS, SUSSEX. TN34 3TG
Telephone: HASTINGS (0424) 436004




LTD
ELECTRONIC KITS

 KS100 MINI VHF SUPER REGENERATIVE RECEIVER 88-108MHz 9V D.C. £5.34 inc VAT	 KS272 6 CHAN HIGH POWER VU DISPLAY, 300W PER CHAN, 240V A.C. £21.29 inc VAT
 KS200 MINI F.M. TRANSMITTER 88-108 MHz 9V D.C. (NOT LICENCEABLE IN UK) £7.39 inc VAT	 KS238 3 CHANNEL MICROPHONE OPERATED SOUND TO LIGHT, 300W PER CHAN 240V A.C. £14.43 inc VAT
 KS240 3 CHAN SOUND TO LIGHT, OUTPUT 3 X 1KW 240V £13.70 inc VAT	 UK564 LOGIC PROBE, SUITABLE FOR TTL-DTL-SMOS CIRCUITS, 5V D.C. £9.46 inc VAT
 KS260 3 CHAN CHASE LIGHT, 1KW PER CHAN, 240V A.C. £11.27 inc VAT	 UK993 CROSS HATCH GENERATOR R.F. OUTPUT, U.H.F. INTERNAL 9V D.C. SUPPLY £22.94 inc VAT



Post & Packing, 50p per KS kit, 75p per UK kit. Send 20p S.A.E. for catalogue of our extensive range of kits & cabinets. Trade, Educational & Export enquiries welcomed.



KITS, COMPONENTS MICROS & PARTS

THE GARAGE DOOR AT YOUR COMMAND

At last, a kit to enable your motorised garage door to be opened without setting foot from your car, and also enable the lights in your garage and drive to be switched on or off at the touch of a button. A momentary relay output operating the door control circuits (relay closes only while a valid code is transmitted) is indicated by LED. It features two latched outputs with common reset for switching 240V a.c. mains loads via remote opto-isolated solid state switches (1kW maximum). A hand-held transmitter for 9V PP3 battery operation constituting 4 function keys: Open/Close, on 1, on 2, Off, giving a range of approximately 40 feet is included. As a general purpose remote control in the home for switching lights, television and other appliances, this unit is ideal for the aged or disabled.

AS FEATURED IN PE FEB & MAR
£23.75

ALL PRICES
EXCLUDE VAT

DISCO LIGHTING KITS

DL1000K

This value-for-money kit features a bi-directional sequence, speed of sequence and frequency of direction change, being variable by means of potentiometers and incorporates a master dimming control. Only £14.80



DL21000K

A lower cost version of the above, featuring unidirectional channel sequence with speed variable by means of a pre-set pot. Outputs switched only at mains zero crossing points to reduce radio interference to a minimum. Only £8.00


Optional opto input DL1 60p
Allowing audio ("beat")—light response.

DO YOU LONG TO HEAR YOUR DOORBELL RING?

Our latest kit gives you a pleasing three-note harmonically related tone sequence (not a microprocessor controlled buzz or the same old ding dong) at a touch of a button.

This kit, based on a new integrated circuit, is supplied complete with a printed circuit board, loudspeaker and on/off box and requires only 9V battery and push button common to most households. It may also be switched by logic in such applications as car alarms, clocks, toys, P.A. systems, etc. The unit produces a 150mW output and draws less than one 1uA from a PP3 battery when the tone ceases. Supplied complete with circuit and assembly instructions.

IDEAL PROJECT FOR BEGINNERS—
ONLY £5.00



DVM/ULTRA SENSITIVE THERMOMETER KIT

This new design is based on the ICL7126 (a lower power version of the ICL7108 chip) and a 3 1/2 digit liquid crystal display. This kit will form the basis of a digital multimeter (only a few additional resistors and switches are required—details supplied), or a sensitive digital thermometer (-50°C to +150°C) reading to 0.1°C. The basic kit has a sensitivity of 200mV for a full scale reading, automatic polarity indication and an ultra low power requirement—giving a 2 year typical battery life from a standard 9V PP3 when used 5 hours a day, 7 days a week. Price £15.50



WE ALSO STOCK:
VERO PRODUCTS
ANTEX SOLDERING IRONS
BABANI BOOKS

THE KEY TO YOUR SECURITY IS IN OUR LOCK

If the thought of car thieves, house breakers or people tampering with your electrical and electronic equipment upsets you, we have just the kit for you.

Our **ELECTRONIC LOCK KIT** includes a 10-way keyboard and a special IC which provides a 750mA output to drive a solenoid or relay (not supplied) when four keys are depressed in the correct sequence. This gives over 5,000 possible combinations! The sequence is pre-set and may be easily changed by means of a small plug and socket. A "SAVE" function is also available enabling the open code to be stored (especially useful in a car when it is left in a garage for servicing as the open code need not be disclosed). Size: 7x6x3 cms. Power Consumption is 40uA at 5V to 15V d.c.

At only £10.50 + VAT, it will make a smaller hair in your pocket than a bunch of keys!

Electric Lock Mechanism

£12.50

Suitable for use with existing door locks and above electronic lock kit.

THE MULTI-PURPOSE TIMER HAS ARRIVED

Now you can run your central heating, lighting, hi-fi system and lots more with just one programmable timer. At your selection it is designed to control four mains outputs independently, switching on and off at pre-set times over a 7 day cycle, e.g. to control your central heating (including different switching times for weekdays), just connect it to your system programme and set it and forget it—the clock will do the rest.

FEATURES INCLUDE—

- 0.5" LED 12 hour display.
- Day of week, am/pm and output status indicators.
- 4 zero voltage switched mains outputs.
- 50/60Hz mains operation.
- Battery backup saves stored programmes and continues time keeping during power failures. (Battery not supplied).
- Display blanking during power failure to conserve battery power.
- 18 programme time sets.
- Powerful "Everyday" function enabling output to switch every day but use only one time set.
- Useful "sleep" function—turns on output for one hour.
- Direct switch control enabling output to be turned on immediately or after a specified time interval.
- 20 function keypad for programme entry.
- Programme verification at the touch of a button.

THERE HAS NEVER BEEN A CLOCK CAPABLE OF SO MUCH AT SUCH A LOW PRICE—
ONLY £45.00

(Including components, assembly and programme instructions in an attractive case).



EDUCATIONAL EXPANSION WITH SOFTY 2

Plug SOFTY 2 into the EPROM socket of your micro (Z80, 6800, 8035, etc.) prototype system and SOFTY 2 will operate as the ROM in your system but enable you to write data into any location, observe memory contents on a cassette recorder if required.

Various editing facilities are also available, permitting bytes or blocks of code to be changed, inserted, deleted, etc., enabling the programme to be developed and run on the host computer.

After "debugging" SOFTY 2 may be used to programme an EPROM (2716 or 2732). You can also use it as an intelligent EPROM programmer to copy EPROM's from a master or to/from tape.

Housed in a black ABS case SOFTY 2 comes complete with a mains supply cable and 24-pin d.i.l. plug for connection to your prototype system and TV lead.

FULLY BUILT AND TESTED—ONLY £169.00

For further details of SOFTY 2 and the new Z80 Assembler/Micro Controller-Memta available at just £115.00 please send stamped addressed envelope.



THE PERFECT AID FOR "LAZYITIS"

Our Lamp Dimmer Kit with **INFRA-RED REMOTE CONTROL** will enable you to switch the lights on or off, and set the brightness, at a push of a button without leaving your armchair, water-bed, etc. Not only will you save time but it has also been estimated that the savings in shoe leather and carpet wear alone would pay for this unit in approximately 1,3697 years or more!



This unit has considerable practical uses, especially for the old, infirm and disabled. It works like a conventional dimmer, enabling you to switch the lights on or off, or to dim them to whatever brightness you require, by touch or using the hand-held infra red transmitter. When assembled, it fits into a plaster depth box to replace your conventional switch or dimmer with no rewiring.



TD300K Dimmer Kit £14.30
IMK6 Transmitter Kit £4.25
We also still sell our highly popular TD300K Touch Dimmer Kit at £7.00 and the LD300K rotary controlled Dimmer Kit at only £3.50

All kits contain all necessary components and full instructions. You only need a soldering iron and cutters.

24 HOUR CLOCK/APPLIANCE TIMER KIT

Switches any appliance up to 1kW on and off at present times once per day. Kit contains: AY-5-1230 IC, 0.5" LED display, mains supply, display drivers, switches, LEDs, tracs, PCBs and full instructions.



CT1000K Basic Kit £14.90
CT1000K with white box (56/131 x 71mm) £17.40
(Ready Built) £22.50

Add 55p postage & packing + 15% VAT to total. Overseas Customers:

Add £1.75 (Europe), £4.50 (elsewhere) for p&h.

Send S.A.E. for further STOCK DETAILS.

Goods by return subject to availability.

OPEN 9am to 5pm (Mon to Fri)

10am to 4pm (Sat)




FAST SERVICE · TOP QUALITY · LOW LOW PRICES

No circuit is complete without a call to —

TH ELECTRONICS ETI

11 Boston Road
London W7 3SJ



Telephone:
01 579 9794/2842

SOUND EFFECTS 1: BOMB DROP

One of the attractions of the more sophisticated video games seen in 'fun' arcades these days is the realistic array of sound effects that go with the action — gunshots, bomb whistles and explosions, etc. Make some yourself with just one IC. Design by Phil Wait.

Those 'cannon shots' and explosions that go with the popular 'Space Invaders' video games and its variants add a measure of interest, feedback and stimulation to the action in which you participate on screen. Those sounds are electronically synthesised — that is, they consist of a complex mixture of waveforms that make up the required sound.

A 'bomb drop and explosion' is a remarkably complex sound when analysed carefully. Looking at it simply, there is a descending tone followed by a burst of noise that dies away in intensity. The descending tone starts at quite a high pitch and is not a 'pure' tone (ie a sine wave). The explosion is a burst of noise that commences suddenly and dies away slowly in a recognisable way (usually exponentially). While it is possible to electronically produce very nearly an exact replica of a bomb drop and explosion, some compromises are acceptable to reduce the complexity and cost of the task and yet produce a recognisable replica of the sound.

To produce such sound using conventional components — transistors, diodes, op-amps, resistors and capacitors — would require a whole legion of components. Fortunately, the IC manufacturers can come to our rescue here and much of the circuitry can be incorporated into a complex integrated circuit requiring the addition of a minimum of external components and the appropriate interconnections to synthesise the required sound. Generating a wide variety of sounds fortunately requires only a limited number of functional blocks, such as: a noise generator, voltage controlled oscillators, multivibrators, envelope generators (a sort of modulator), mixers and amplifiers. Tim Orr discusses such circuitry elsewhere in this issue.

Texas Instruments, the giant US-based component and equipment

manufacturer, have designed a series of complex function ICs for various applications and among them is the SN76488 Complex Sound Generator. This chip contains both linear and digital circuitry and is intended for use in applications requiring audio feedback to the user — video games, pinball, alarms, toys, etc, or industrial indicators, feedback controls and the like. Power consumption is quite low, allowing battery operation, and only a single supply rail is required.

The SN76488 is contained in a 28-pin package and can be purchased for less than £5. It is quite a versatile chip, but we have chosen to describe how to obtain only two sound effects, these being a bomb drop and explosion, and a steam train and whistle. The former is described here; the latter appears on page 118.

Construction

Both the projects described use the one PCB design. Only the required components are assembled into the board according to each overlay diagram to obtain the required sound generator. Naturally enough, the polarity of the IC should be noted as well as the polarity of electrolytic and tantalum capacitors used. Commence construction by assembling the passive components, followed by the IC. This is not a CMOS device and no special care is required, apart from being careful not to bend any pins under the device when inserting it. If you wish, a socket may be used for the IC. This way, you can assemble both projects and purchase only one IC, swapping between the boards as you need to use them!

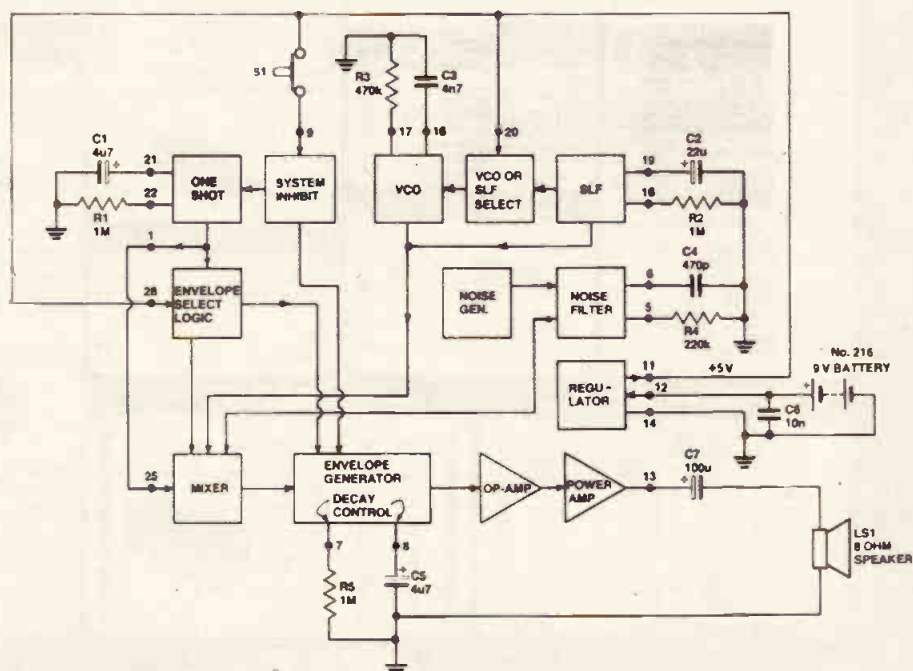


Fig. 1 Circuit diagram of the Bomb Drop and Explosion sound effects board.

Wiring to the switches, the speaker and the supply should be attached last.

The unit may be mounted in any convenient-sized box and the speaker mounted on the front. Alternatively, it may be wired into an existing piece of equipment. We'll have to leave these arrangements up to you.

Projectile Project

This produces a 'bomb drop and explosion' sound at the press of a button. Alternatively, the push-button PB1 could be replaced by a pair of relay contacts operated by a piece of equipment or a transistor (emitter to pin 9, collector to other side of PB1) that is turned on by a logic high applied to its base via a resistor.

This project is one of the most complex, using almost every functional block within the SN76488. Varying R3 and C3 a little will vary the pitch range of the 'bomb drop' (descending whistle), while varying R4 or C4 a little will alter the characteristics of the explosion. Note that it is generally easier to 'fine tune' things by varying the resistor values. The duration of the event can be varied by changing the value of either C1 or R1 and the decay of the explosion can be changed by varying R5 (varying C5 produces quite gross changes in the decay period).

Watch that you insert the link on the PCB in this one, located at the 'notch' end of the IC.

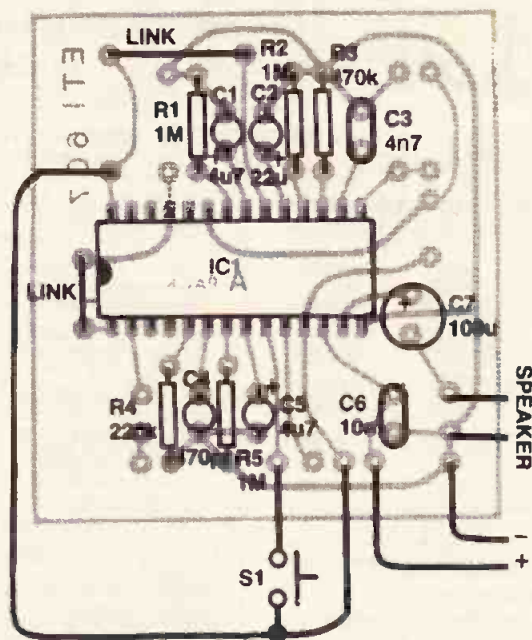



Fig. 2 Component overlay for the Bomb Drop board.



PARTS LIST

Resistors (all 1/4 W, 5%)

R1,2,5	1M0
R3	470k
R4	20k

Capacitors

C1,5	4u7 16 V PCB electrolytic
C2	22u 16 V tantalum
C3	4n7 ceramic
C4	470p ceramic
C6	10n ceramic
C7	100u 16 V PCB electrolytic

Semiconductors

IC1	SN76488 (see Buylines)
-----	------------------------

Miscellaneous

PB1	SPST push-button switch
PCB (see Buylines);	50 mm diameter 8 ohm speaker; PP3 battery and clip.

BUYLINES

Very few components and very few supply problems with this one. The SN76488 is an improved version of the Texas SN76477 and can be obtained from Technomatic. The PCB will cost you £1.80 from our PCB Service; see page 44 for details.

HOW IT WORKS

This unit employs most of the function blocks in the SN76488. The SLF provides a linearly increasing voltage waveform, or ramp, to the VCO, taking several seconds for the ramp voltage to rise from zero to maximum value. The causes the VCO to produce a tone which 'glides' down in pitch, making the 'bomb drop' effect. The explosion is generated by the Noise Generator/Filter and the Envelope Generator. It starts with a burst of noise, which dies away in intensity exponentially in a few seconds.

The whole sequence is triggered by operating the pushbutton, PB1. This applies a high (+5 V) to the input of the System Inhibit block, pin 9. This in turn triggers the One Shot and the Envelope Generator. At the commencement of the One Shot timing period, the One Shot triggers the SLF HI/LO Sync, starting the SLF, and the VCO does its things. At the end of the One Shot timing period the Envelope Select Logic becomes operative, the SLF is disabled and the

Envelope Generator commences to do its thing. The Mixer selects the VCO output at the start of the One Shot timing period and the Noise Generator/Filter output at the end of the One Shot timing period. Thus the two sounds are switched through to the audio output stage in sequence, the Envelope Generator modifying the noise so that it dies away, the time it takes to do so being controlled by the time constant of R5, C5.

The starting pitch of the VCO is determined by R3 and C3, the rate of rise of the voltage ramp produced by the SLF is determined by C2 and R2, while the One Shot timing period is determined by the time constant of C1 and R1. The frequency characteristics of the broad-band noise produced by the Noise Generator are modified by R4 and C4 connected to the noise filter control pins (5 and 6).

Audio output is coupled to the loudspeaker via C7, a 100uF electrolytic capacitor.

THE 1982

CASIO

WORLD BEATERS

AND

PRICE BEATERS

BY TEMPUS

Our prices are the lowest authorised dealers are allowed to advertise; lower prices = no Casio guarantee (E&OE). Nevertheless we can beat any lower price by 5%*. We have scanned last month's magazine for you and marked the lowest price we could find against a star ★.

WATER RESISTANT WATCHES

With Alarm, Hourly Time Signal, Stopwatch and Calendar
100 METRE WATER RESISTANT



W-100
Resin case/strap
£19.95



W-150C
S/S case, resin strap
£21.95



W-150
All S/S
£24.95

Time and auto calendar. Alarm and hourly chimes. Countdown alarm timer with repeat memory function. Professional 1/100 second stopwatch. Time is always on display, regardless of display mode. Amazing 5 year lithium battery life. Superior to the W-260.

50 METRE WATER RESISTANT



AA-92W
(left)
All S/S
£25.95



W-51
(right)
All S/S
£22.95

AA-92W. LCD Analog display of hours and minutes, with sync. digital seconds. Dual time. Digital display of time and calendar. Alarm, with "carousel" display. Countdown alarm timer with amazing "Starburst" display. Half hourly chimes. Long life lithium battery. **W-51.** The same module and functions as the W-150.



W-20
Resin case/strap
£12.95



W-21
Resin S/S trim
£14.95



W-30
All S/S
£19.95

12/24 hour time and auto calendar. Alarm and hourly chimes. Professional 1/100 second stopwatch to 12 hrs. Compact and slim cases, approx. 8mm thick. Lithium.

OTHER MODELS



CA-85
Resin
Usually £19.95
Price elsewhere
★£18.95



CA-901
Chrome
Usually £29.95
Price elsewhere
★£27.95



J-100
Resin
£19.95

CA 85/901. Time and auto calendar. Calculator. Alarm and hourly chimes. Stopwatch. Dual time. **DIGITAL SPACE INVADER** game.

J-100. Similar to the CA-85 but without dual time and with a **JOGGING COMPUTER** instead of the game function.

GM-10. Alarm chrono with **SPACE INTERCEPTOR** game £19.95

AA-85. As AA-92W but in chrome, non W/R case £22.95

F-82. Alarm chronograph. Resin case and strap £10.95

Ladies models
LM-3. Melody alarm, stopwatch. Resin, S/S trim. £14.95

LW-5. Time/date/stopwatch. 50m W/R resin case £8.95

LW-800C. 6 digits. Time, date, 1/100 second stopwatch. 100m Water Resistant S/S case with resin strap £18.95

*Providing the advertiser has stocks and we do not sell at a loss.

AX-210. The world's most versatile watch?

Analog Display
LC Display of hours and minutes

Digital display

• Local time, 12 or 24 hour

• Full calendar display

• Dual time, 12 or 24 hour

• Alarm time display

• Countdown alarm timer with memory function

• Professional 1/100 second stopwatch.

Hourly time signal. Daily alarm-electronic buzzer or 3 selectable melodies. Rapid forward/back setting 9.4 x 35.4 x 38mm.

Usual Price £29.95
Lowest price elsewhere

★£27.95



SYMPHONIC ALARM CLOCK

MA 1
£9.95

Mozart No. 40 or Buzzer.
Hourly chimes.
Snooze facility
1 1/2 x 4 1/2 x 3in



VIVID REALISM

Sound is the criterion when judging a musical instrument. Our CASIOTONE keyboards are out-selling all others because of their superb reproduction, quality and legendary reliability.

GENERAL SPECIFICATION

All Casiotone keyboards (except VL-Tone) are polyphonic - up to 8 notes can be played simultaneously. They all have an integral amplifier and loudspeaker, plus an output jack for headphones and external amplifier or recorder.

CALCULATORS

OUR BEST SELLING SCIENTIFIC

FX-3800P

10 digits. 61 scientific functions including Integrals and

Regression analysis. Up to 38 program steps, 2 programs and 7 memories, all non-volatile.

Waller size. 1,300 hour battery.

Usual Price £22.95
Price elsewhere

★£21.95



FX 3800P

FX-180P. Hand held version without hyperbolics £19.95



FX-8100

FX-8100 Scientific with Clock, Alarms and Stopwatch

8 digits, 49 scientific functions. Clock, hourly chimes, alarm.

2 countdown alarm timers. Auto calendar, 1/100 second pro stopwatch. Complete with wallet.

Usual Price £24.95
Price elsewhere

★£23.95

FX-660

10 digits, 50 scientific functions including hyperbolics, standard deviations, etc. 5 1/16 x 2 7/8 x 5 1/4". Wallet. 1,300 hour lithium battery life.

Usual Price £19.95
Price elsewhere


★£18.95



FX 660

FX-5 £8.95; FX-7 £10.95; FX-82 £12.95; FX-100 £16.95

CALCULATING ALARM CLOCKS



FT-7

FT-7 Fortune Teller and Matchmaker

Clock, alarm, hourly chimes, calendar. Predictions of individual fortunes (health, gambling, investment, business and love), or the compatibility between two persons on any given day. Usual Price £16.95

Price elsewhere ★£15.95

BG-15. Boxing game, alarm clock, calculator. Usual Price £16.95. Price elsewhere £16.95

ML-75. 12 melody alarms, clock, calculator £14.95

ML-120. Wallet version of above £14.95

ML-2000 £22.95. **UC-3000** £27.95. **UC-360/365** £19.95

BASIC CALCULATORS

MG-77 Compendium of Games

A game of chance, a game to test your reactions and a game to tax your intelligence. Plus a very useful clock as well and, of course, a wallet sized calculator.

ONLY £14.95



SL-801 Solar £8.95. **HQ-25 Time calculations** £9.95.

CT-403



RRP £325
ONLY £275.00

25 instruments over 4 octaves. Four voice memory function with push button selection. Vibrato and sustain switches. 16 rhythm accompaniments with fill-in variation Casio Auto Chord for one finger or auto playing of major, minor and 7th chords with bass. Ten functional controls including pitch. AC only. 4 3/8 x 30 3/8 x 11 3/4. Weight 17.6lbs.

CT-202



RRP £325
ONLY £275

"Son of success... The two harpsichords demonstrate the Casiotone's talent for sparkling crystal clear tones. Even more impressive is the clav..."

(Melody Maker)

49 instruments over 4 octaves. 4 voice memory function with push button selection. 3 vibrato settings and sustain. Pitch control. O/P jacks. AC only. 3 1/2 x 34 1/2 x 11 1/2". 16.8lbs.

CT-101



RRP £255
ONLY £225

25 instruments over 4 octaves. Four voice memory function with push button selection. Built in vibrato and sustain. Pitch control. AC only. 30 3/8 x 11 3/4 x 4 5/8. Weight 16.8lbs.

VL-TONE (VL-1)

Monophonic



RRP £39.95
ONLY £35.95

VL-1 records and plays back up to 100 notes as a melody, with memory break-in. **ONE KEY PLAY** or **AUTO PLAY** of 5 instruments, or create your own unique sounds with **A.D.S.R.** 10 built-in **AUTO RHYTHMS** and **TEMPO CONTROL.** LCD digital readout of notes and tempo. Also a calculator. Battery powered with memory retention. With song book. 1 1/2 x 11 1/2 x 3".

DELIVERY NORMALLY BY RETURN OF POST

Price includes VAT and P&P. Send cheques, PO, or phone your ACCESS, VISA or B'CARD number to:

TEMPUS

LEADING CASIO SPECIALISTS
Dept. ET1
38 Burtleight Street, Cambridge CB1 1DG
Telephone: 0223 312866

CATALOGUE
ON REQUEST
15 1/2 p stamp
appreciated

THE SENSATION OF THE JAPANESE MUSIC FAIR

Designed by a genius. Controlled by a computer. Programmed by a laser. Played by amateurs professionally and by professionals superbly.

THE NEW CASIOTONE 701

"... what is going to become THE instrument of 1982 ... probably the best instructive keyboard I have come across. But it is also a top line musical instrument capable of satisfying even the most proficient musician ... I suggest you place your orders now." (Keyboard & Music Player).
 "... opens up home music making for all the family ... one of the most advanced music teaching aids so far developed ... this instrument is going to be one of the biggest sellers of 1982." (Electronics & Music Maker).



Complete Programmable Polyphonic Keyboard (RRP £555) ONLY £495


- * Input an entire piece of music, specially scored in bar code and read by a light pen attached to the instrument.
- * Alternatively, program your own melodies (max. 345 steps), chords (max. 201 steps) and tempo, via the keyboard, into the extensive memory, (up to 5 minutes playing or more) with full editing facilities.
- * **3-WAY PLAYBACK.**
 1. Automatic playback of the entire piece: melody, chord, bass and rhythm with arpeggio. Follow the melody as it plays via lamps above each individual key.
 2. Manual melody playing, guided by the keyboard lamps, with automatic bass and rhythm accompaniment.
- * **ONE KEY PLAY** facility, allows the melody line to be played, simply by stroking one key. Non-players can become Instant Musicians!
- * The 5 octave, 8-note polyphonic keyboard can be split into 2 & 3 octaves and a different voice can be selected for the accompaniment.
- * 20 "breath-takingly clear and bright" pre-set instruments and voices.
- * 3-way chord section: — Fingered, Memory and Casiochord auto accompaniment.
- * 16 rhythm accompaniments with "fill in" variation and two percussion effect buttons. Start/Stop, Synchro, Tempo and Balance controls. Variable Vibrato and Sustain. I/p & o/p jacks. Integral amplifier/speaker. Music book. AC only. Dims: 5 x 37 3/4 x 13 4/16". Optional extras: Foot pedals. Hard case.

FREE

CREDIT. 0% interest, 1/3 deposit, 12 monthly repayments. (Not MT-31, MT-40 or VL-1), or reduced rates for longer period. INTEREST (0%) on ACCESS, B'CARD or VISA for first 9 months, for any keyboard purchase over £90.

NEW PORTABLE KEYBOARDS

CASIOTONE MT-40



(RRP £125)
AN INCREDIBLE £99

- * 8-note polyphonic playing of this 37 key, 3 octave keyboard.
- * 15 key bass keyboard with automatic synchronised bass function.
- * 22 lively and realistic built-in instrument sounds and voices.
- * 6 built-in auto rhythms, with dual "Fill-in" rhythmic interludes.
- * Sustain, Vibrato and Pitch controls. Line out and Headphone jacks.
- * Integral amplifier and speaker. Battery powered, or optional AC adaptor. Dims: 61.6 x 584 x 178mm (2 7/16" x 23 x 7"). Weight: 2.2kg (4.9lb).

CASIOTONE MT-31



(RRP £79)
ONLY £69

"... basically a revision of the MT-30 (one of my all time favourite electronic keyboards)." Electronics & Music Maker.
 Similar to the MT-40 but without the rhythm box, bass and auto functions. Dimensions: As MT-40. Weight: 2.0kg (4.4lb) including batteries.

£100 COMPUTER

"Can do the job of a micro costing four times as much"!
Personal Computer World

CASIO FX-702P POCKET COMPUTER



ONLY £99.95 Manufacturer's price reduction 1/2/82)

Plus FREE MICROL Professional Programming Pack (RRP £9.95)

Or we will beat any lower advertised price by 5%

Eat your hearts out, H-P, Sharp and Texas!

The Casio FX-702P features: The biggest program storage capacity (up to 1600 steps), the biggest data storage capacity (up to 226 memories), and the widest range of math, science and statistics functions (55 in all, including Regression and Correlation), the most powerful English-like BASIC program-writing language and the fastest operation, for results without waiting! Subroutines; 10 levels, FOR: NEXT looping; 8 levels. Comprehensive edit, debug and trace modes. 240 hours battery life. 17 x 165 x 82mm.

FA-2. Cassette adaptor for bulk storage of programs and data, with powerful file name and remote control options. ONLY £19.95.

FP-10. Permanent hard copy printer; full 20 character line width, fast 40 character per second print speed. 2,600 lines per roll. (Low cost replacement rolls, £2.50 for five). 6,000 to 9,600 lines battery life. Rechargeable battery pack, NP-4M, prints 13,000 lines (£8.90). Mains adaptor, AD-4150, £5.

FP-10 Printer ONLY £44.95

Plus FREE Pack worth £5, or we will beat any lower price by 5%

SYSTEM PRICES — Save up to £50 on RRP

PACK A: FX-702P + MICROL Professional Programming Pack	£99.95
PACK B: FX-702P + FA-2cassette interface + PPP + PROCOS	£139.96
PACK C: FX-702P + FP-10 Printer + FP-10 Printer + FA-2 + PPP + PROCOS	£179.95

MICROL PROCOS for the 702P. Exclusive to TEMPUS

Now you can create powerful, reliable programs in just minutes with this advanced integrated operating system, even if you have never programmed a computer before! "Visicalc-type" system answers "what if" questions and analyses trends. On ready-to-run cassette, with user manual.

CASIO FX-602P The World's Fastest Programmable?



- * LCD alpha/numeric (dot matrix) scrolling display.
- * Variable input from 32 program steps with 88 memories, to 512 steps with 22 memories.
- * Memory and program retention when switched off.
- * Up to 10 pairs unconditional jumps (GOTO).
- * Conditional jumps and count jumps. Indirect addressing. Manual jump.
- * Up to 9 subroutines, up to 9 levels.
- * 50 scientific functions, all usable in programs.
- * PAM (Algebraic) with 33 brackets at 11 levels.
- * Program and data storage on cassette tape using optional FA-2 remote control adaptor, £19.95.
- * Compatible with the FX-501P and FX-502P.
- * 9.6 x 71 x 141.2mm. 100g.

ONLY £74.95

Plus FREE MICROL Professional Programming Pack (RRP £9.95)
 Or we will beat any lower advertised price by 5%

TEMPUS

READ/WRITE

Dear Mr. Ron Harris Sir,

We seem to have been hearing quite a bit about System A recently; technically it looks a rather nice amplifier. However, it's difficult to tell how good commercially-produced units are with only limited information available about them. So what about the other end of the problem — what does System A sound like, compared with other amplifiers? Unfortunately, I can't see any of the hi-fi mags doing a review of it, so — how about you doing one (totally unbiased, of course) please, pretty please? Come on, put your reputation on the line!

Yours grovellingly,
M.R. Barrett,
Hove.

commercial units. Listening tests we have conducted over the months since the creature's completion, have shown it (the power amps) to have a more detailed and open midrange/top than ANY we have compared it to. The top commercial boxes — Threshold, Monogram, Carver, etc can exhibit a better bass control than the System A however, but as to whether or not that is important for your particular application (ie loudspeaker), I could not say (because you haven't told me what speakers you've got, have you?).

Anyone contemplating building a System A is welcome to write to us for advice on speaker matching.

Dear Sir,

I read with interest the articles in the July and August editions of ETI describing the construction of the System A Audio Amplifier, as I have been on the lookout for a high-quality

class A amplifier design for some time. My particular interest in class A stems from the fact that I own a pair of Lowther loudspeakers — these units are almost ridiculously sensitive, requiring only some 10 W or so of input to produce the equivalent sound output of a conventional 100 W system. Given this sensitivity, most high quality class AB amps are only ticking over when driving a pair of Lowthers, and hence are working at the highest distortion end of their operating range. Hence the interest in class A, where no penalty is paid for operating the amplifier at low levels of power output. However, before going ahead and building the System A, I would like the answers to a couple of questions. Firstly, the July article heralds System A as "quite simply the best, designed to out-perform even commercial equipment." There is, however, no objective assessment or comparison to back up this claim, and before laying out the not insignificant construction cost, I would like to see the amplifier reviewed, preferably alongside its "competition" in the commercial amplifier field. Is this a possibility?

Secondly, the high power output of the System A seems more than a slight degree of overkill in the context of my

Certainly not. Someone might chop it off!

System A has a comparable sound to any of the more highly regarded



If you haven't bought me yet — it's high 'time' You did! . . . I'm only £24.50

It's true! Continuing our special offer (while stocks last) means there's still nearly £5.00 off the price of 'Speechtime' — the first ever easy-to-build speaking clock kit. 'Speechtime's combination of electronics and quartz technology plus clear instruction manual make it fun to build and fun to own — equally suitable for beginner or expert.

Speechtime also makes a great gift to build for someone else. Look at these 'plus' features:

- Accurate to a minute a year
- Adjustable voice pitch
- Pocket size — approx. 5in. x 2½in. x 1in.
- Grained stainless-steel case
- Useful in the home or office

SPECIAL OFFER PRICE £24.50 (incl. of VAT and P&P)

Silicon Speech Systems





(A Powertran Subsidiary)

PORTWAY INDUSTRIAL ESTATE, ANDOVER, HANTS., SP10 3NM



EASY ORDERING BY TELEPHONE
— RING ANDOVER (0264) 64455
AND GIVE YOUR ACCESS OR BARCLAYCARD NUMBER



 <p>RELAYS BY KEYSWITCH 10A 2-Pole C/O 240V Coil ONLY 80p 2 for £1.50 5 for £3.50</p>	<h3 style="text-align: center;">LOW-COST, RUGGED TEMPERATURE CONTROL</h3> <p style="text-align: center;">HIGH QUALITY</p> <div style="display: flex; align-items: center;">  <div style="margin-left: 10px;"> <p>TEMP. GAUGE 0° — 120°C Remote sensor on 38" capillary, panel mounting dial 55mm. dia.</p> <p style="text-align: center;">ONLY £1.85</p> </div> </div> <hr/> <p>16A 240V RANCO THERMOSTAT Wide control range (low room temp. to over boiling point) Sensor on 22" capillary. £2.30, including control knob</p> <hr/> <p>RANCO THERMAL CUT-OUT 100°C 15A 240V. Sensing coil on 41in. capillary panel mounting with reset button £1.20</p> <p style="text-align: center;">BUY ONE EACH OF ABOVE FOR £4.85</p>
<p>USED EQUIPMENT</p> <p>Ex-P.O. Multimeters in leather case. AC/DC Volts, DC current, ohms. Absolute Bargain £5</p> <p>Transistorised Insulation Tester and four decade resistance bridge with four ranges. Invaluable piece of test gear. In case with carrying handle. Uses one PP9 batt. £15.00 + £2 P&P</p> <p>Recent Style P.O. Telephones £4.75 + £1.80 P&P 2 for £9 + £2.50. 5 for £20 + £5</p> <p>Robust Metal Cabinets approx. 12" x 6" x 5" £3.50 + £1.80 P&P</p> <p>10 Assorted P.O. Relays £3.00 + £1.50 P&P</p> <p>5 Digit Counters 48V coil. Non resettable 75p</p> <p>FREE on request — Leaflet "D.I.Y. Telephone Systems and Automatic Exchange Design"</p>	<h3 style="text-align: center;">LATCHING RELAY WITH MANUAL RESET</h3> <div style="display: flex; align-items: center;">  <div style="margin-left: 10px;"> <p>3 POLES BREAK WHEN ENERGISED</p> <p style="text-align: center;">ONLY £1.00</p> </div> </div> <hr/> <p>Rubber Cabinet Feet 4 lge & 4 small for 10p High quality plated metal terminal posts only 20p</p> <hr/> <p>Belling Lee 4mm plugs with circular spring contact 10p</p>
	<h3 style="text-align: center;">VERY SPECIAL OFFERS</h3> <p>Rotary Wafer switches 5p 8W — £1.10 2p 9W — 50p Spring-return lever 5p switch SDT 50p Tag-ended electrolytic 4700. 63V 75p</p>
 <p>L.E.M. SERVICES 239 RUGBY ROAD LEAMINGTON SPA CV32 6DY WARWICKSHIRE</p> <p>TEL: 0926 30622 FOR QUANTITY DISCOUNTS ETC. ALL ITEMS — MONEY BACK IF NOT DELIGHTED.</p>	<p>ADD 50p P&P ORDERS OVER £7.50 POST FREE unless stated otherwise</p>

Lowthers. Is it reasonable, therefore, to construct a lower power version of the power amp section? If so, what modifications should be made to the present design?
Yours sincerely,
T. Jeffree,
Milton Keynes

Taking the two points you raise, in order, first we feel it is inappropriate for us to review our own product against anyone else's. (Would you believe us anyway?) 'Objective' would not be an appropriate word to apply to such a test.

System A has aroused a great deal of interest and we know that a large number of sets have been completed. There is probably, however, a larger number of people still who would tackle the project, if only they could get to hear one first! Accordingly any owners of a System A who would be prepared to let a fellow ETI reader have a listen, can write to us and we'll run the letters herein. Secondly the high power output of the amp will not be wasted, even on your Lowthers, it will simply provide you with more headroom — and hence a cleaner sound with better bass output on transients.

Dear Mr Harris,

I am writing for advice on the purchase of an amplifier and speakers combination. I list my present system below:

Home-brew 10 W amp
Ferguson (?) 3-way speakers
(actually 2-way, 3-cone)
Realistic 31-987 Graphic Equaliser
Hitachi D-225 Cassette Deck
Pioneer PL-300 turntable (the latest addition!)

The amplifier now ceases to be of any great use in terms of power, although quality is more than adequate (based on Bi-Pak AL30A). I have considered NAD3020, Pioneer SA410, and also the "Audiophile" amp, the MOSFET amps from JW Rimmer, and the Linsley-Hood kit from Powertran. The last three give me extra headroom, and I would like to feed them into AR18 speakers from Acoustic Research.

Basically, I would like your opinion on the Linsley Hood 75 De Luxe/AR18 combination, plus any comments on the other "possibles".

Also, the Pioneer PL300 I have just bought is certainly the best turntable I

have heard at the price (£79.95), and I can't help wondering why it gets so little attention. Perhaps you can fill me in?

Thank you for your valuable time,
D. Crary,
Ilford, Essex

PS When is Felicity Kendall to return to our screens?

The AR18 is a fine unit and if you like the sound of them, go ahead and buy yourself a pair. You haven't named your cartridge so I've no idea if it matches.

Ditch the equaliser, with decent speakers and amp, you won't need it!

As to amplifiers, from the units you mention the Linsley Hood power amps are the best bet, but the preamp of that unit is getting a bit long in the tooth now, although the sound quality is still very good by any standards. Have a listen to the Crimson CK1010/1100 set-up before you decide, however, as it is in your price range and offers a high-quality alternative.

The Pioneer PL300 I have not been able to listen to at any length and must thus refrain from commenting upon!

EXCITING OFFERS!

DIGITAL VOLTMETER MODULE

Fully built & tested



ONLY £11.95

- Positive and negative voltages with an FSD of 999mV which is easily extended.
- Requires only single supply 7 - 12V.
- High overall accuracy $\pm 0.1\%$ + 1 digit.
- Large bright 0.43" (11mm) LED displays.
- Supplied with full data and applications information.

Using this fully built and calibrated module as a basis now means that you can easily build a wide range of accurate equipment such as multimeters, thermometers, battery indicators, etc. etc. at a fraction of the cost of ready-made equipment. Full details are supplied with each module showing how to easily extend the voltage range and measure current, resistance and temperature. Fully guaranteed, the unit has been supplied to electricity authorities, Government departments, universities, the P.D. and many companies.

Temperature Measurement

£2.15 + VAT

An easily constructed kit using an I.C. probe providing a linear output of 10mV/°C over the temperature range from -10°C to +100°C. The unit is ideal for use in conjunction with the above DVM module providing an accurate digital thermometer suitable for a wide range of applications.

Power Supply

£4.95 + VAT

This fully built mains power supply provides two stabilised isolated outputs of 9V providing current levels of up to 250mA each. The unit is ideally suited for powering the DVM and the Temperature Measurement module.

ULTRASONIC ALARM MODULE

Fully built & tested

ONLY £10.95

Power Supply & Relay Unit

£3.95 + VAT

Incorporating a stabilised 12V supply and a s.p.c.o. relay with 3A contacts, this unit is designed to operate in conjunction with the above ultrasonic unit. Fully built and tested, its compact size makes it ideal for constructing the smallest of units.

Siren Module

£2.57 + VAT

Producing a very loud and penetrating wailing sound, this module operates from 9-15V. Capable of driving one or two 8 ohm speakers. Suitable horn speakers available at £4.30 each + VAT

Hardware Kit £3.95 + VAT

A suitable ready drilled case together with the various mounting pillars, nuts and bolts, and including a mains switch and 2mm sockets designed to house the ultrasonic alarm module, together with its associated power supply. Size 153mm x 120mm x 45mm.

Range adjustable from 5' - 25'

A really effective fully built module which contains both ultrasonic transmitter and receiver, together with the necessary circuitry for providing the appropriate delays and false alarm suppression. Using this module with a suitable 12V power supply and relay unit such as that shown, a really effective though inexpensive intruder alarm may be constructed. The module, which is supplied with a comprehensive data sheet, is easily mounted in a wide range of enclosures. A ready drilled case, together with all the necessary hardware, is available below.



In addition to the above a wide range of competitively priced electronic components is stocked. Please telephone your specific requirements.

- V.A.T. must be added on all items.
- Shop hours 9 - 5.30 (Weds. 9 - 1)
- ex-stock delivery on all items.
- Units on demonstration, callers welcome.
- Post and packing charge 50p per order.
- S.A.E. with all enquiries please.

RISCOMP LIMITED

Dept. E.T.I.5.
21 Duke Street,
Princes Risborough, Bucks.
Tel: Princes Risborough (084 44) 6326

TECHNOMATIC

"TECHNOMATIC" compliments "ETI" on its 10th anniversary and takes this opportunity to announce some facts about "TECHNOMATIC". ETI readers and our customers, have seen, over a number of years, our advertisements containing product listings etc., but no details on our policies or capabilities. We now rectify this situation for sake of completeness.

Our aim is to supply prime grade components which are fully guaranteed and backed by manufacturer/distributor. We stress the fact that we are totally quality and value conscious and handle components from major manufacturers.

Our volume buying enables us to obtain preferential prices and the savings are passed onto the customers in the form of low prices — sometimes lower than trade!

As a matter of routine, we provide "by return of post" service, and all orders received by 3.30 pm are despatched on the same day. Our in depth stock holdings enable us to do this. Why not test us on your next order?

And some more facts:

LONDON'S No 1

We stock the widest range
of micro processors in
LONDON

We are fully authorised distributors to the hobbyist market for TEXAS INSTRUMENTS, World's No 1 semi conductor manufacturer.

We are a major distributor of ACORN COMPUTERS who manufacture ATOM, ECONET and BBC microcomputers. Other dealerships include VERO, OK Machine Tool, GSC, ILP, and AP PRODUCTS.

We carry large stocks of MICROS, MEMORIES, TTLs, CMOS, LINEARS, OPTO-Devices, TRANSISTORS and other semi-conductors. We can normally offer ex-stock deliveries to volume buyers at special prices.

Our connector range includes: TI Sockets, IDC connectors, Euro connectors, Min-D connectors, Juniper Leads and a variety of Edge connectors.

We also carry in stock EPROM programming equipment including Softys, ganged programmers, erasers etc.

GET THE BEST VALUE FOR YOUR MONEY

TECHNOMATIC LIMITED

15/17 BURNLEY ROAD
LONDON NW10 1ED
Tel 01-452 1500/450 6597
Telex 922800

305 EDGEWARE ROAD
LONDON W2
Tel 01-723 0233

LONDON'S No 1 RETAIL COMPONENT OUTLET

INSTRUMENT PROBE

This probe will allow you to make CRO or frequency meter/timer measurements on high impedance circuits with waveforms having rise times as fast as three or four nanoseconds. Cost is well below commercial equivalents. Design by Jonathan Scott.

Most readers would be aware that, when taking a measurement on electronic circuitry, the input impedance of the measuring instrument must be much greater than the impedance of the circuit to which it is attached, otherwise the accuracy of the measurement suffers. The input impedance of the majority of oscilloscopes is generally 1M Ω with a parallel capacitance of between 20pF and 40pF. For a wide variety of applications this is perfectly adequate and will suffice for measurements of frequencies up to 5 MHz or so. The input impedance of the CRO falls with increasing frequency owing to the falling reactance of the input capacitance. For example, a capacitance of 30pF — which may be made up of direct input capacitance plus cable capacitance — has a reactance of only 500 ohms at 10 MHz. The input capacitance also affects the rise time of the input — that is, the speed at which a 'step' input will rise from the 10% amplitude value to the 90% amplitude value.

The input impedance of an oscilloscope can be effectively raised, and the capacitance decreased, by using a 'stepdown' probe. For example, a 'x10' probe will generally have an input impedance of 10M Ω and a parallel capacitance of between 5pF and 15pF. While this improves the input impedance there are two trade-offs. Firstly, unless elaborate (and expensive) compensation is employed, the rise time is degraded, and secondly, maximum sensitivity is decreased by a factor of 10. As Murphy's law would have it, your CRO will run out of grunt just when you need it most.

Taking the situation with digital counter/timers, we find similar problems. Those that operate beyond 30 MHz or 50 MHz generally employ a prescaler with an input impedance of 50 ohms — which is perfectly all right if you're working on low impedance circuits and/or with high signal levels. But there are those occasions when you need a high impedance input and a fast (high frequency) rise time. As with the CRO, this is where your



counter/timer runs out of grunt.

It's times like these you need this project; a x1 active instrument probe using a special buffer IC with an input impedance of typically 100,000 megohms! — that's 10¹¹ ohms — a very low input capacitance of around four to five picofarads, a fast rise time (around three nanoseconds) and a bandwidth of 100 MHz. Output impedance is around 50 ohms and the device is capable of driving capacitive loads up to several thousand picofarads. Thus it is eminently suited for use with high speed, wide bandwidth oscilloscopes and digital frequency meter/timers at frequencies up to 100 MHz. Output impedance is close to 50 ohms and it is thus suited to drive both high impedance instrument inputs and low impedance inputs (which are generally 50 ohms).

Design

It's all done inside a special IC — an LH0033CG from National Semiconductors. This is described as a 'fast buffer amplifier'. (It has a companion designated LH0063, described as a 'damn fast buffer amplifier!'). The LH0033 is a direct-coupled FET-input voltage follower/buffer (gain ≈ 1) designed to provide high current drive at frequencies from DC to over 100 MHz. It will provide ± 10 mA into 1k Ω loads (± 100 mA peak) at slow rates up to 1500 V/ μ S, and the chip exhibits excellent phase linearity up to 20 MHz. No offset voltage adjustment is required as the unit is constructed using specially selected FETs and is laser-trimmed during construction. Input is directly to the gate of a

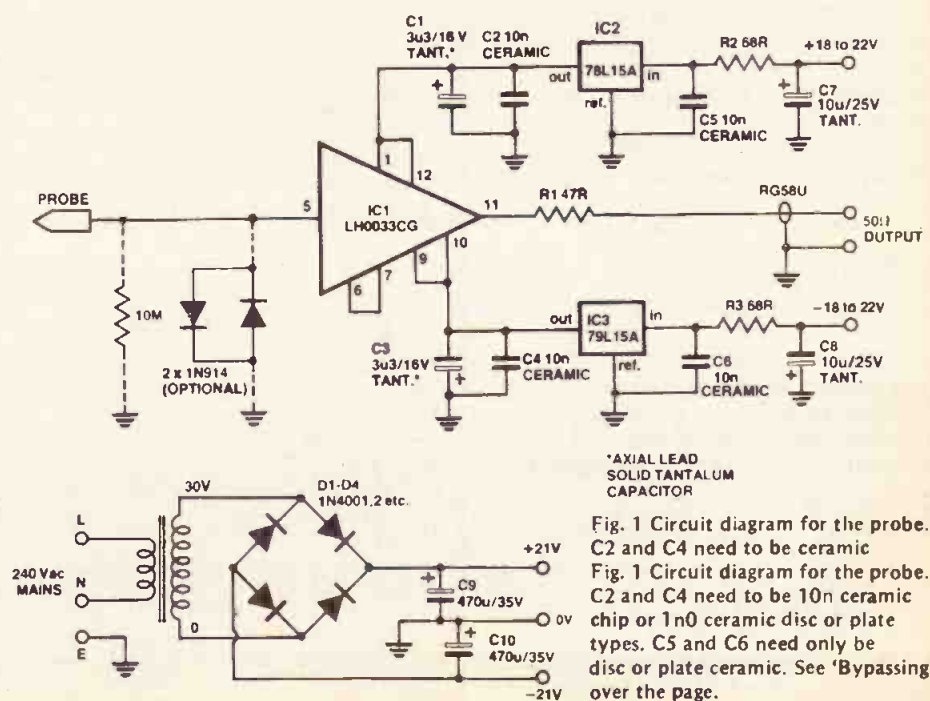


Fig. 1 Circuit diagram for the probe. C2 and C4 need to be ceramic. Fig. 1 Circuit diagram for the probe. C2 and C4 need to be 10n ceramic chip or 1n0 ceramic disc or plate types. C5 and C6 need only be disc or plate ceramic. See 'Bypassing' over the page.

BYPASSING

junction FET, operated as a source follower, driving a complementary output pair of bipolar transistors.

Regulated plus and minus supplies of 15 V each provide power to the IC. Low-power three-terminal regulators are used to keep the unit compact. An external unregulated supply of between 18 and 22 V at around 50 mA is required to power the probe.

The supply pins on the IC need to be well bypassed over a wide frequency range so that the IC can maintain its characteristics, and the construction has been specially arranged to achieve this. Axial lead solid tantalum capacitors are used to bypass the IC's supply pins at the lower frequencies, while low inductance ceramic capacitors are employed as bypasses for the higher frequencies. A double-sided fibreglass PCB is used to preserve the high frequency response and the high input impedance, and the layout is arranged to permit direct connection to the probe tip and provide low input capacitance.

However, the presence of the PCB substrate will degrade the input impedance, surprisingly enough, and you can drill out the area of board immediately beneath pin 5 of the IC and solder the pin directly to the probe tip. For those who wish to go 'all the way' (as Frank Sinatra sings), the plastic insulation of the probe tip can be replaced with a similar piece of Teflon — if you can afford it and have access to a lathe.

The maximum input voltage permissible, when driving a high impedance load, is plus or minus 15 V. When driving a 50 ohm load, maximum input voltage permissible is only plus or minus 10 V (limited by maximum output current). No input protection has been included. However, if you are only working with circuits where voltages are no greater than about 1 V peak-to-peak, protection can be added by putting two diodes back-to-back in parallel with the input, along with a 10M resistor. The maximum input voltage figures include any DC voltages present, plus the superimposed signal voltage.

At this stage it is only fair to tell you that the LH0033CG is an expensive device (by comparison). But — compare the total cost of this probe to a similar commercially-made type and you won't catch your breath a second time!

Construction

The project is constructed on a small double-sided fibreglass PCB with

Supply lead bypassing is important in order that the LH0033 can operate correctly over the full bandwidth from DC to 100 MHz. To ensure this, the bypassing has been specially arranged and the techniques employed are probably unfamiliar to many readers.

The output circuit signal return path for the IC is via the ground and the two supply rails. Any significant impedance in series with this path (or paths) will subtract signal from the output load. Thus, the supply rail bypassing has to present an impedance which is a *fraction* (like one-tenth or better) that of the minimum output load impedance. Here, the minimum output load is about 100 ohms ($R_1 + 50$ ohms instrument input impedance) and the supply bypassing impedance should ideally be less than 10 ohms across the frequency range.

The bypassing on each supply rail to the IC leads here takes advantage of the characteristics of three separate components to cover three sections of the frequency range.

From DC to around 100 kHz, each three-terminal regulator (IC2, IC3) has an output impedance well below one ohm, rising to four or five ohms at 1 MHz, as shown in Fig. 1. The two tantalum capacitors, C1 and C3, then take over.

Solid tantalum capacitors have a characteristic impedance that falls with frequency according to its value, which then 'flattens out' in the region around 500 kHz — 1 MHz, rising to a few ohms around 10 MHz, as can be seen in Fig. 2. Thus, C1 and C3 serve as effective bypasses across the range from around 100 kHz to around 10 MHz. Axial lead tantalum capacitors were chosen as their construction exhibits the slowest impedance rise following the minimum impedance value.

To provide bypassing over the decade from 10 MHz to 100 MHz, capacitors C2 and C4 have been specially chosen and positioned on the PCB. For the prototype, 'chip' ceramic capacitors were used. These tiny, 'naked' chips of ceramic with a capacitor embedded in them are probably the most effective bypass capacitors made. The leads and physical construction of all capacitors form an inductance which is

effectively in series with the capacitance of the component. The combined effect forms a series resonant circuit, the frequency of which (that is, the self-resonant frequency of the component) is mainly dependent on the length of the connecting leads, the particular construction of the capacitor and the way in which it is mounted. Ceramic chip capacitors, being a tiny block with connecting pads or surfaces on each end, have extremely low values of series inductance and thus very high self-resonant frequencies — see Fig. 4. Now, any value of chip capacitor between 1n0 and 10n can be used for C2 and C4. The self-resonant frequency of a 1n0 chip capacitor is somewhat above 100 MHz (as per Fig. 4), but that of a 10n chip is between 40 MHz and 50 MHz. Now, this isn't a problem, for the chip's impedance falls with frequency as usual until near the self-resonant frequency where it falls rapidly, reaching a minimum at the self-resonant frequency. Above that frequency its impedance rises again, but is still low enough for effective bypassing.

Ordinary ceramic disc and plate capacitors behave in much the same way. The self-resonant frequency of a typical 5 mm diameter disc or 5 mm square plate capacitor depends on the lead length, as shown in Fig. 5. Thus, you could use 470pF or 1000pF (1n0) capacitors of this type for C2 and C4, provided you installed them on the underside of the board with *absolute minimum lead length*.



Fig. 3 Ceramic chip capacitors shown about actual size.

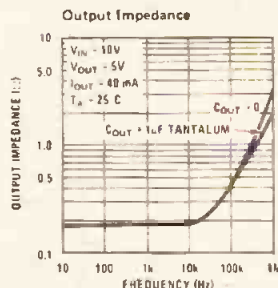


Fig. 1.

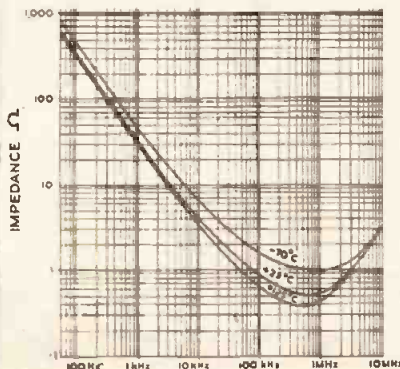


Fig. 2.

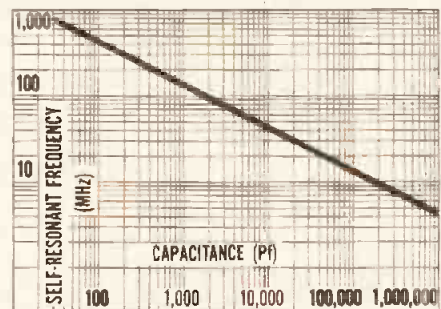


Fig. 4.




Fig. 5.

PROJECT : Instrument Probe

components mounted on both sides of the board. Commence by soldering in place the components that go on the top side of the board, leaving IC1 until last. Note that the positive leads of both C3 and C8 are soldered to the groundplane areas on both the top and the bottom sides of the board. Take care with the orientation of the tantalum capacitor, as well as IC2 and IC3. Having done that, solder C2, C4, C5 and C6 to the bottom side of the board. Now you can install IC1. You will have to juggle the legs a little. Push the can as far down on the board as you're able; its base should sit no more than 3 mm from the board.

Now that you have everything in place, *check it all*. It seems pretty simple, but Murphy's law will ensure that the simplest things have the highest stuff-up rates!

All's well? — now you attach the output coax cable to the underside of the board, plus the DC input and ground (0 V) wires. *But* — before you do, slip the output end piece of the probe case over the cable and supply wires, push it down about 150 mm or so and then slip the case of the probe case down the wires. This saves slipping them over the other end of the whole business and sliding them all the way to the probe.

The probe tip can be attached and soldered in place last of all. Now you can screw it all together and attach the appropriate plugs to the other end of the cable and supply wires.

With the construction completed, you can power up and try it out. Note that the transformer suggested in our power supply is but one of many suitable types. Any transformer that will deliver at least 26 V AC at a load of about 50 mA will suffice. Alternatively, any dual polarity DC supply having an output between 18 and 22 V at 250 mA will power the probe.

Note

Always take care that you don't exceed the input voltage limitation; LH0033s are expensive.

BUYLINES

Ceramic chip capacitors and solid tantalum axial capacitors are a trifle unusual; however, they are stocked by C.T. Electronics (Action) Ltd, 267 & 270 Acton Lane, London W4 5DG. (They also stock the BNC plug should you have any problems there). We will be selling the double-sided board through our PCB Service — the order form is on page 44.

PARTS LIST

Resistors (all 1/4 W, 5%)
R1 47R
R2, R3 68R

Capacitors
C1, C3 3u3 16 V solid tantalum axial leads
C2, 4, 5, 6 10n ceramic block
C7, C8 10u 25 V tantalum
C9, C10 470u 35 V electrolytic (if required)

Semiconductors
IC1 LH0033CG
IC2 78L15A
IC3 79L15A
D1-D4 1N4001,2,etc. (if required)

Miscellaneous
PCB (double-sided fibreglass); RG58U coax cable and BNC plug; T1 — (if required) 240 V to 30 V transformer or similar; optional 10M/1/4 W 5% resistor and 2 x 1N914 diodes; wire; probe housing.

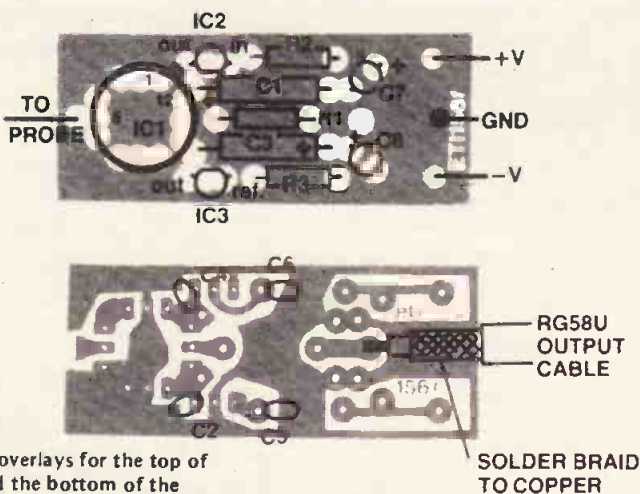


Fig. 2 Component overlays for the top of the board (top) and the bottom of the board (bottom!).

HOW IT WORKS

This instrument probe employs a wideband hybrid voltage follower/buffer IC, the LH0033, with very close to unity gain, that features a very high input impedance and a low output impedance. It requires regulated, well-bypassed supply rails. Two three-terminal low power regulators provide plus-and-minus 15 V supplies from an unregulated input.

The internal circuit of the LH0033 is shown below. Basically, it consists of a FET input stage (Q1), operated as a source follower. The other FET, Q4, provides a constant current source for the source bias of Q1, while Q2 and Q3 are connected as diodes and provide bias for the bases of Q5 and Q6. Resistors R1 and R2 are laser trimmed in manufacture so that the IC meets the offset voltage specification. As Q1 has a constant current source load, the input impedance at the gate of Q1 is very low. The output of the source follower drives a complementary pair output stage, Q5-Q6. Thus the IC will have a very high input impedance, a very low output impedance and a gain very close to unity. With appropriate construction employed for the internal devices, the bandwidth over which the device will operate can be made very wide indeed. The -3dB point for the LH0033 is 100 MHz.

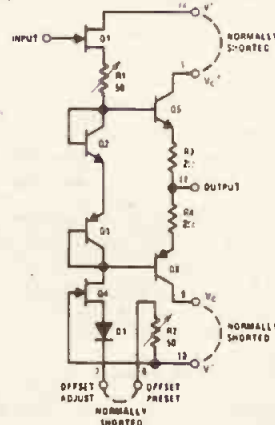
As the device is direct-coupled, DC levels will be maintained between input and output.

Bypassing requirements for the IC's supply leads are explained elsewhere in the article.

To provide regulated plus-and-minus 15 V rails for the IC, two three-terminal regulators are employed, a 78L15A for the positive rail and a 79L15A for the negative rail. These can supply up to 100 mA and have a very low output impedance up to

several hundred kilohertz, which is exploited for low frequency bypassing. Each supply rail requires an unregulated input of between 18 V and 22 V. Decoupling of the supply leads provided by R2/C7 on the positive rail and R3/C8 on the negative rail. The input terminal of each regulator is bypassed to prevent instability.

As the input voltage is limited to a maximum equal to the supply rails (high impedance load), input protection may be added in applications where only low level signals are being examined. As shown in the main circuit, this protection consists of two 1N914 diodes connected back-to-back in parallel with a 10 M resistor across the input. Signals above 1 V peak-to-peak will be clipped, preventing any damage to the IC. If very fast rise time signals are to be examined then better protection for the IC can be obtained by using hot-carrier diodes such as the HP 5082-2800 instead of the 1N914s.



LOOK

Kit includes tape transport mechanism, ready punched and back printed quality circuit board and all electronic parts i.e. semiconductors, resistors, capacitors, hardware, top cover, printed scale and mains transformer. You only supply solder & hook-up wire. Self-assembly simulated wood cabinet. £4.50 + £1.50 p+p.

INTRODUCTORY OFFER - ONLY
£32⁹⁵
+ £2.75 p&p.

Featured in April issue Practical Electronics, reprint 50p - Free with Kit.



P.E. STEREO CASSETTE RECORDER KIT

- NOISE REDUCTION SYSTEM
- AUTO STOP • TAPE COUNTER
- SWITCHABLE E.Q.
- INDEPENDENT LEVEL CONTROLS
- TWIN V.U. METER
- WOW & FLUTTER 0.1%
- RECORD PLAYBACK I.C. WITH ELECTRONIC SWITCHING
- FULLY VARIABLE RECORDING BIAS FOR ACCURATE MATCHING OF ALL TAPES

STEREO AMPLIFIER KIT



- Featuring latest SGS/ATES TOA 2006 10 watt output IC's with in-built thermal and short circuit protection.
- Mullard Stereo Pre-amplifier Module.
- Attractive black vinyl finish cabinet, 9" x 8" x 3" (approx).
- 10+10 Stereo converts to a 20 watt Disco amplifier.

To complete you just supply connecting wire and solder. Features include din input sockets for ceramic cartridge, microphone, tape or tuner. Outputs - tape, speakers and headphones. By the press of a button it transforms into a 20 watt mono disco amplifier with twin deck mixing. The kit incorporates a Mullard LP1183 pre-amp module, plus power amp assembly kit and mains power supply. Also features 4 slider level controls, rotary bass and treble controls and 6 push button switches. Silver finish fascia with matching knobs and contrasting cabinet. Instructions available, price 50p. Supplied FREE with kit.

£16-50
+ £2.90 p&p.

SPECIFICATIONS:
Frequency response
Input sensitivity
Tone controls
Distortion
Mains supply

Suitable for 4 to 8 ohm speakers
40Hz - 20KHz
P.U. 150mV, Aux. 200mV,
Mic. 1.5mV.
Bass ±12db @ 60Hz
Treble ±12db @ 10KHz
0.1% typically @ 8 watts
220 - 250 volts 50Hz.

8" SPEAKER KIT Two 8" twin cone domestic speakers. £4.75 per stereo pair plus £1.70 p&p, when purchased with amplifier. Available separately £6.75 & £1.70 p&p.

125W HIGH POWER AMP MODULE

KIT: £10-50 **BUILT: £14-25**
+ £1.15 p&p + £1.15 p&p.

The power amp kit is a module for high power applications - disco units, guitar amplifiers, public address systems and even high power domestic systems. The unit is protected against short circuiting of the load and is safe in an open circuit condition. A large safety margin exists by use of generously rated components, result, a high powered rugged unit. The PC board is back printed, etched and ready to drill for ease of construction and the aluminium chassis is preformed and ready to use. Supplied with all parts, circuit diagrams and instructions.

ACCESSORIES: Suitable mains power supply kit with transformer: £7.50 plus £3.15 p&p.
Suitable LS coupling electrolytic: £1.00 plus 25p p&p.



SPECIFICATIONS:

Max. output power (RMS): 125W.
Operating voltage (DC): 50 - 80 max.
Loads: 4 - 16 ohms.
Frequency response measured @ 100 watts: 25Hz - 20KHz.
Sensitivity for 100 watts: 400mV @ 47K.
Typical T.H.D. @ 50 watts, 4 ohms: 0.1%.
Dimensions: 205 x 90 and 180 x 36 mm.

HI-FI SPEAKERS AT BARGAIN PRICES

GOODMANS TWEETERS

8 ohm soft dome radiator tweeter (3" dia.) for use in up to 40W systems; with 2 element crossover.



£3.50 each (p&p £1) or £5.95 pair (p&p £2).

35 WATT MICRO 2-WAY SPEAKER SYSTEM

Unit comprises one 50w 14" app. 1 Audax soft dome tweeter HD100. And one 5" Audax bass/midrange 35w driver HIF11J5M. Complete with 2 element crossover. Total impedance of system 4 ohms.



£7.95
PER SET + £2.70 p&p.

P.E. STEREO TUNER KIT

This easy to build 3 band stereo AM/FM tuner kit is designed in conjunction with Practical Electronics (July 81 issue). For ease of construction and alignment it incorporates three Mullard modules and an I.C. IF. System. **FEATURES:** VHF, MW, LW Bands, interstation muting and AFC on VHF. Tuning meter. Two back printed PCB's. Ready made chassis and scale. Aerial: AM - ferrite rod, FM - 75 or 300 ohms. Stabilised power supply with 'C' core mains transformer. All components supplied are to P.E. strict specification. Front scale size: 10" x 2 1/2" approx. Complete with diagram and instructions.

£17-95
Plus £2.50 p&p.

Self assembly simulated wood cabinet sleeve to suit tuner only. Finish size: 11" x 8" x 3 1/4".
£3.50 Plus £1.50 p&p.



SPECIAL OFFER! TUNER KIT PLUS:

• Matching I.C. 10 watt per channel Power amp kit. • Mullard LP1183 built pre-amp, suitable for ceramic pick-up and aux. inputs. • Matching power supply kit with transformer. • Matching set of 4 slider **£21.95** controls for bass, treble and volumes. + £3.80 P&P.

PRACTICAL ELECTRONICS CAR RADIO KIT SERIES II



2 WAVE BAND, MW - LW

• Easy to build. • 5 push button tuning. • Modern design. • 6 watt output. • Ready etched and punched PCB. • Incorporates suppression circuits. All the electronic components to build the radio, you supply only the wire and the solder, featured in Practical Electronics. Features: pre-set tuning with 5 push button options, black illuminated tuning scale. The P.E. Traveller has a 6 watt output neg. ground and incorporates an integrated circuit output stage, a Mullard IF Module LP1181 ceramic filter type pre-aligned and assembled, and a Bird pre-aligned push button tuning unit.

Suitable stainless steel fully retractable aerial (locking) and speaker (6" x 4" app.) available as a complete kit. £2.50/pack + £1.50 p&p.

£12-95
+ £2.00 p&p.

TV SOUND TUNER KIT



£11-45
+ £1.50 p&p.

As featured in E.T.I. December '81 issue. Kit of parts including PCB, UHF tuner and selector switch with all components excluding case.

• Transformer £1.50 + £1.50 p&p (p&p free on transformer if ordered with kit). • Ready built LP1183 Module for simulated stereo operation. £1.95 + 75p p&p.

MONO MIXER AMP



£39-95
+ £3.70 p&p.

50 WATT Six individually mixed inputs for two pick ups (Car. or mag.), two moving coil microphones and two auxiliary for tape, tuner, organs, etc. Eight slider controls - six for level and two for master bass and treble, four extra treble controls for mic. and aux inputs. Size: 13 1/2" x 6 1/2" x 3 1/4" app. Power output 50 watts R.M.S. (continuous) for use with 4 to 8 ohm speakers. Attractive black vinyl case with matching fascia and knobs. Ready to use.

BIRD AUDIO STEREO CAR RADIO BOOSTER



To boost your car radio or radio cassette to 15W r.m.s. per channel.

£9-95 + £1.50 p&p.

ALL MAIL TO:

21E HIGH STREET, ACTON, W3 8NG.
Note: Goods despatched to UK postal addresses only. For further information send for instructions 20p plus stamped addressed envelope. All items subject to availability. Prices correct at 31/1/82 and subject to change without notice. Please allow 7 working days from receipt of order for despatch.

ALL PRICES INCLUDE VAT AT 15%.

ALL CALLERS TO:

323 Edgware Rd, London W2. Telephone: 01-723 8432.
Open 9.30 - 5.30pm. Closed all day Thursday.
RTVC Limited reserve the right to update their products without notice.



WIN AN ELECTRONIC IGNITION!



Hands up all those who had trouble starting their cars during the recent appalling weather. Don't you wish your car was fitted with an electronic ignition to make the most of your battery, as well as increasing the life of your contact breaker and giving you more miles to the gallon into the bargain?

The prize in this competition is a Total Energy Discharge ignition unit designed by Electronize Design, a company with a great deal of experience in

the field. The unit is supplied as a kit of parts and is easy to assemble.

To win this kit you have to answer these two questions:-

- (1) The standard ignition circuit, using a coil and contact breaker, has been fitted to virtually all mass produced cars for 60 years. Who designed it? (We'll accept surname only).
- (2) In a four-cylinder engine, firing the cylinders in the order 1-2-3-4 would lead to excessive engine vibration. Give one

firing sequence commonly used to overcome this problem.

Write your name, address and answers on the form on page 133 (there's no need to cut up this page) and send it to us by April 30th, 1982. (All right, you can put your hands down now!)

RULES

1. Closing date is April 30th 1982, and all entries post-marked later than this date will be discounted.
2. The coupon provided in the magazine must be used. Photocopies are NOT acceptable.
3. Employees of ASP and their relatives are not eligible for entry.
4. The judges' decision is to be considered final and no correspondence will be entered into concerning the competition.

ACORN ATOM

8K rom + 2k ram kit £120, built £150. 12K rom + 12K ram kit £168, built £198. 4K expansion rom £25. Power supply £10.20.

UK101 AND SUPERBOARD

UK101 with 1K and three power supply and modulator kit £120, built £140. The below accessories suit both the UK101 and superboard. Extra ram £2.10 per 1K. 16K memory expansion complete kit £50, built £68. 32K memory expansion kit £70, built £82. Cassette recorder £18. Cognition £22.50. Winton £19.95. Word processor program £10. Centronics interface kit £10. 810 expansion board £175. Cased microcopy disc drive with DOS £275. The below suit only superboard: Colour adaptor board built £45. Assembler/Editor tape £25. Guard band kit £10. Screen 1 only 30 lines + 50 characters display expansion kit £14. UK101 display expansion kit £14.

NEW GENIE 1 £299

EG3014 Expansion bus with 18K 32K ram £199 (£213). Disk drive £220. Ldos £88. Newsdos + £48. Ajust disk word-processor £44. Colourboard £38. Parallel printer interface £36. Monitor EG100 white £89. OMMSPCR green £99. Colour Gene pad Gene 3 pad.



PRINTERS



Buy any of the below and get a free interface kit and word processor program for UK101 or Superboard. Epson MX70 £295. Epson MX80F £359. Epson MX80F-T1 £399. Epson MX80F-T2 £440. OKI Microline 80 £295. OKI Microline 82A £359. Microline 737 £335. Seikens GP80A £199.

SWANLEY ELECTRONICS

Dept ET1, 32 Goldsai Rd., Swanley
Kent BR8 8EZ
Tel Swanley (0322) 64851

SINCLAIR PRODUCTS*

Z801 built + mains adaptor £69.95 IPOast £2.95 extnl. SC110 Oscilloscope £139. PDM35 £32.95. DM450 £116.

BATTERY ELIMINATORS*

3-way type 6/7.5/9V 300ma £3.50. 100ma radio types with press studs 9V £4.95, 9 - 9V £6.20. Car converter 12V input, output 3/4.5/6/7.5/9V 800ma £3.04.

BATTERY ELIMINATOR KITS*

100ma radio types with press studs 9V £1.75, 9 - 9V £2.50. Stabilised 8-way types 3/4.5/6/7.5/9V £2.15. 18V 100ma £2.12. 3 Amp £8.80. Stabilised power bits 2-18V 100ma £3.12. 1-30V 1A £8.50. 1-30V 2A £15.20. TTL and computer supplies 5V stabilised 1.5A £3.3A £14.6A £23. 12V car converters 6/7.5/9V 1A £1.82.

TV GAMES*

AY-3-8900 + kit £12.99. AY-3-8550 + kit £9.28.

BI-PAK AUDIO MODULES*

AL30A £6.35. PA12 £9.31. PS13 £3.75. Y538 £2.80. S450 £27.90. AL50 £6.82. PA100 £19.24. SP180 £3.28. BMT80 £6.36. Stereo £20 £21.00. AL80 £8.96.

VIC 20 COMPUTER

VIC 20 with free kit to allow use of a normal cassette recorder £165. Kit by itself £8. New low cost memory board. No need for a mother board. Comes with 32K high resolution area + socket for a rom + sockets for 24K of ultra low current Ramos ram (just plug in chips to expand memory) £49. Extra memory (chips £39 per 8K). Vic printer £199. Joystick £6.52.



COMPONENTS*

1/4W 1.5p, 1/4W 0.02 3.7p, NE555 8 di 22p, 741 8 di 22p, 741 8 di 18p, 2114 low current 300ns £1.35. BC102, BC104, BC212, BC234, BC547, BC548 5p. Resistors 5% 1/4 watt £12 50R to 10M 1p, 0.5p for 50 + of one value. Polystyrene capacitors £12 0.01/10 to 1000p 4p; 1n2 to 10n 5p. Ceramic capacitors 50V £5 22p to 47p 2.5p. Electrolytic capacitors 50V 5, 1, 2m 5p, 25V 5, 10m 5p, 18V 22, 33m 5p; 47m 4p; 100m 7p; 330. Zeners 400mw £24 2v7 to 33v 7p. Preset pots subminiature 0.1W horiz or vert 100 to 2m 2p. IC sockets 8 di 8.2p, 16 di 10.1p, 16 di 12p.

Postage £3.50 computers, £4.50 on Printers and 45p on other orders. Lists 27p Post free. Please add VAT to all Prices except those sections marked with a * which already include it. Overseas and official credit orders welcome.

B.K. ELECTRONICS

The quality THANDAR range of equipment includes:

- Function and pulse generators
- Digital frequency meters
- Digital thermometer
- Logic analyser

Send LARGE SAE for complete lists.

The very latest TM352 HAND LCD DIGITAL MULTIMETER



- 1/2" (3) digit display
 - DC and AC volts
 - DC current
 - Resistance and diode check
 - Audible continuity check
 - hFE measurements
 - Latest push-button controls for ease of operation
- DC voltage 200mV 2V 20V 200V 1000V
AC voltage 200V and 1000V
DC current 200µA 2mA 20mA 200mA 10A
Resistance, diode check and continuity test 2KΩ 20KΩ 200KΩ 2000KΩ
hFE measurement 0 1000
Power requirement 9V IPP3 battery
Price £49.95 (including test leads and battery)
Carry case £3.45.

SC110 FULLY PORTABLE OSCILLOSCOPE

The new Thandar SC110 represents a breakthrough in oscilloscope development. The SC110 is less than 2" thick and weighs under 2lb yet it retains the standard features of a bench oscilloscope.

- Full sized performance
 - 10MHz bandwidth
 - 10mV per div sensitivity
 - Full trigger facilities are provided including brightness and auto with TV line and frame blanking
 - Runs on ordinary HP11 (hour) batteries. Basic Price £139.00
- Optional Extras: AC Adapter £5.69, Rechargeable Batteries £8.63, X1 probe £8.95, X10 probe £9.20, X11 X10 switched probe £10.50, Carry case £8.85.



All genuine Thandar accessories.

All prices include V.A.T. Official orders welcome. Mail order only, no calls by prior appointment, Barclaycard/Access welcome. Cash/cheque, etc., with order. Large s.a.e. for complete Thandar list. Government and Educational Establishments official orders welcome.

B.K. ELECTRONICS

17 Whitehouse Meadows, Eastwood, Leigh-on-Sea, Essex. SS9 5TY
Tel: Southend 827572

MASTER ELECTRONICS NOW!

The PRACTICAL way!


This new style course will enable anyone to have a real understanding of electronics by a modern, practical and visual method. No previous knowledge is required, no maths, and an absolute minimum of theory.

You learn the practical way in easy steps mastering all the essentials of your hobby or to start or further a career in electronics or as a self-employed servicing engineer.

All the training can be carried out in the comfort of your own home and at your own pace. A tutor is available to whom you can write personally at any time, for advice or help during your work. A Certificate is given at the end of every course.

You will do the following:

- Build a modern oscilloscope
- Recognise and handle current electronic components
- Read, draw and understand circuit diagrams
- Carry out 40 experiments on basic electronic circuits used in modern equipment
- Build and use digital electronic circuits and current solid state 'chips'
- Learn how to test and service every type of electronic device used in industry and commerce today. Servicing of radio, T.V., Hi-Fi and microprocessor/computer equipment.



New Job? New Career? New Hobby? Get into **Electronics** Now!

FREE!

COLOUR BROCHURE



Please send your brochure without any obligation to

I am interested in:

ET1/4/820

NAME _____

ADDRESS _____

- COURSE IN ELECTRONICS as described above
- RADIO AMATEUR LICENCE
- MICROPROCESSORS
- LOGIC COURSE

OTHER SUBJECTS _____

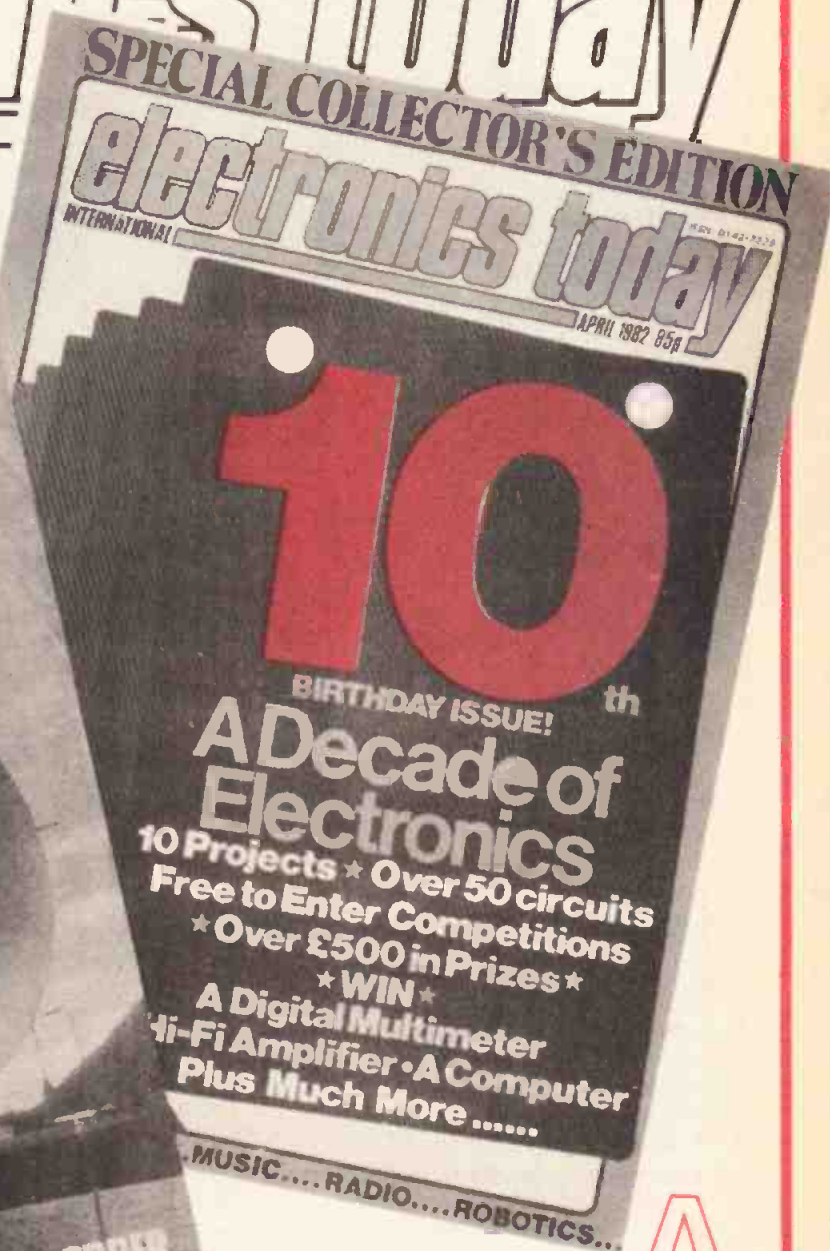
BLOCK CAPS PLEASE

POST NOW TO:

British National Radio & Electronics School Reading, Berks. RG1 1BR.

electronics today

INTERNATIONAL



A Decade of Electronics

..AUDIO....COMPUTING....MUSIC....RADIO....ROBOTICS..

IF YOU'VE READ THE LAST TEN YEARS OF ETI WIN THE NEXT 10 FREE!



This is a special competition for our regular readers. We're offering a ten year subscription to ETI as a 'thank you' prize for supporting us this far. All the questions refer to back copies of our magazine and will be easy if you've kept the issues! (Surveys tell us that over 90% of readers keep ETI for longer than a year!) Index issues will be particularly useful, but will not give you all the answers. Fill in the coupon on page 133 — you don't need to ruin this issue — and don't forget your name and address! In the event that no one gets all the answers correct, the highest number of right answers will win. In the event of a tie, it will be the earliest postmark that takes the ten year subscription.

Read the questions carefully before answering.

1. Which issue was designated a "4 Channel Sound Special Issue"? _____
2. Who edited the May 1973 issue of ETI?

3. What month did the first issue of ETI appear in Britain?

4. What makes March 1979 good theatre?

5. ETI published the first-ever TV games project. In which issue?

6. Which IC is featured in the July 1976 "Data Sheet"?

7. The amplifier on the cover of the February 1982 issue has also appeared on a previous cover of ETI. Which one?

8. In 1979 who reviewed Star Chess for ETI?

9. Who first wrote the series "Electronics Tomorrow"?

10. The 100 W Guitar Amplifier (the first one!) appeared when? _____
11. Microfile is the title of ETI's regular computing hardware section. In which issue did it first appear?

12. In what year did we publish a synthesiser, an LED multimeter and an FM tuner in successive months?

13. What was "The Beast"? _____
14. How many parts of the popular "Electronics — It's Easy" series were published in ETI? _____
15. How many editors has ETI had in the past years?

16. In October 1976, who was ETI's Assistant Editor?

17. Who designed the Transcendent DPX?

18. Which issue began "Project 80"? _____
19. The 4600 synthesiser is one of our all-time most popular projects. In which issue did the series begin? _____
20. DIY Polyphonic keyboards came to ETI when?

RULES

1. Closing date is April 30th 1982, and all entries post-marked later than this date will be discounted.
2. The coupon provided in the magazine must be used. Photocopies are NOT acceptable.
3. Employees of ASP and their relatives are not eligible for entry.
4. The judges' decision is to be considered final and no correspondence will be entered into concerning the competition.

ISSN. 0142-7229

electronics today

INTERNATIONAL 1972 - 1982

10 YEARS ON

The last ten years have been the most dramatic in the history of electronics. Tracing back, you can chart the explosive growth of the "consumer electronics product" from the first — highly expensive — calculators, through digital watches and the like — to the fully-equipped home computer.

When compiling this issue — ETI's 10th Birthday, as I'm sure you've noticed by now — it occurred to us that we had the entire course of electronics charted out for us — within the news pages of ETI! News Digest has always figured very highly in our readers surveys and companies mentioned therein have often commented upon the interest the feature generates.

Accordingly we went back and read every single news page from April 1972 through to April 1982. (Yes, it did take a long time). Lo and behold! History unfolded!

It was all there — the first calculators, the first watches, the beginnings of LCD, the first MPU chips, cheap memory, the Space Shuttle tests, bubble storage announced — and failed, CB radio underway, FETs on the hobbyist market, CMOS finally becoming cheaper than TTL — and the lunacies! We found quite a few of those, in fact. Witness the Queen's speech that wasn't and the TV game with ball-bearing scoreboard.

You will find them all in the following pages, the successes, the failures, the achievements...and the gaffs. We have gone through the mountain of material available and put together what we think is a truly historic collection. (Sounds good that doesn't it — should be in the British Museum.)

Reading through you will be presented with the fascinating and surprising history of electronics, 1972–1982. Check the dates each item appeared. Some of them will astound you. When was the first TV game on sale? The first LED watch? When could you buy a home computer in the UK? As to the ladies who crop up all the way through, we've no idea how they got there — they've nothing to do with us and they are most certainly not included just because we thought you would enjoy seeing them again. Enjoyment has got nothing to do with it.

It is an interesting conjecture as to what we will be able to include in our 21st Birthday Issue. Any guesses?

D7	D6	D5
17	16	15
14		

A9	A0
3	R/W
	CS
13	

13	7
11	12
	6

13	7
11	12
	6

AUDIO ELECTRONICS

ALL PRICES INCLUDE VAT

RETAIL-MAIL ORDER-EXPORT
INDUSTRIAL-EDUCATIONAL

LONDON'S TEST EQUIPMENT
CENTRES

CALL IN AND SEE FOR YOURSELF
OPEN SIX DAYS A WEEK

ALL MODELS ON DISPLAY



CROTECH 3035 10 MHz Scope Plus Component Tester

5" - 130mm Flat Face
Tube DC - 10 MHz
5mV/DIV 220/240V AC Trig. to 20 MHz

SAVE £21 PLUS

As advertised by us at £189.75 inc. VAT
NOW **£168.50** inc. VAT
(UK c/p £3.50) Exclusive to Audio Electronics

PROFESSIONAL 100 K OHM/VOLT MULTIMETER

30 ranges 15A AC/DC
1.5 KV, 200 meg ohms.
Features mirror scale,
polarity reverse, electronic
overload protection, laut band
suspension.

As advertised by us at £67.50
+ case i.e. £84.00

SAVE **£35**
NOW **£49** inc. VAT
(UK c/p £1.50) with leather case
Exclusive to Audio Electronics



LCD LOW COST MULTIMETERS

3000 3 1/2 digit LCD 20 range push button 2A
AC/DC 20 meg ohm **£36.50**
3000 1 1/2 digit LCD 15 range push
button plus Hfe Tester 10A DC (10A AC A3) **£43.50**
1000 3 1/2 digit LCD 30 range Rotary switch plus
Hfe Tester 10A AC/DC **£69.95**

Callers will always find a range of low cost test
equipment accessories tools irons and
boards in stock - also special offers for certain
equipment which will vary from time to time
Price correct at time of preparation E&OE
All prices include VAT

CHOOSE FROM UK'S LARGEST RANGE

STOP PRESS Few only 8110 23 range 10A AC/DC range
hold, continuity buzzer plus much more Rotary switch
£59.95



TRIO OSCILLOSCOPES


Range of mains operated Scopes with 5" displays, triggered
sweep (UK c/p £3.50)

DUAL TRACE

CS1582A 10 MHz, 10 MV, 1 micro sec. **£267.95**
CS1580A II 15 MHz, 10mV, 0.5 micro sec. **£341.55**
CS1566A 20 MHz, 5mV, 0.5 micro sec. **£363.40**
CS1577A 35 MHz, 2mV, 0.1 micro sec. **£523.25**
CS1820 20 MHz, 2.5mV 1 micro delay sweep **£483.00**
CS1830 Mk II 300 MHz, 2mV, 0.2 micro sec.
(fitted delay line) **£626.75**
CS1575 5 MHz, 1mV, 0.5 micro sec. Multi display Audio scope **£312.80**

SINGLE TRACE

CO1303D 5 MHz, 10mV, low sweep for observation below 1 Hz
and up to 450 MHz, 75mm display (UK c/p £2.00) **£124.20**




CROTECH OSCILLOSCOPES

Range of Portable Scopes mains and battery operated.
Plus special features (UK c/p £3.00)

3030 Single trace 15 MHz, 5mV, 0.5 micro secs. Plus built in
component tester, 95mm tube **£166.75**
3131 Dual trace 15 MHz, trig to 35 MHz, 5mV, 0.5 micro sec
130mm tube, plus component tester. **£284.50**
3034 Battery-mains dual trace 15 MHz, trig to 20 MHz
built in Nicads, 5mV, 0.5 micro secs. **£356.50**
(Eliminator charger optional £28.75)
Also Available 3033, single trace 3034
3337, dual MHz, 130mm **£293.25**
£408.25

STOP PRESS Model 3035 was £189.75 - Special Offer **£168.50**



DIRECT READ HV PROBE (UK c/p 65p)

0/40KV, 20K Volt **£18.40**



OSCILLOSCOPE PROBE KITS

(UK c/p 50p per 1 to 3) Available BNC plug
or Banana X1 **£7.95**, X10 **£9.45**, X1-X10
£10.50 Also X100 (BNC only) **£16.95**

MULTIMETERS



(UK c/p 65p or £1.00 for two)
CHOOSE FROM UK'S LARGEST RANGE
KRT101 10 range pocket 1K/Volt **£4.95**
KRT100 12 range pocket 1K/Volt **£5.50**
T10L 12 range 1K/Volt + overlead **£5.75**
MNS5 10 range pocket 2K/Volt **£6.50**
STS 11 range pocket 4K/Volt **£7.50**
ATI 12 range pocket Deluxe 2K/Volt **£8.95**
MNS6R 22 range pocket 20K/Volt **£11.50**
YN360TA 19 range plus Hfe test 20K/Volt **£14.95**
KRT5001 16 range - range double 50K/Volt **£17.95**
ST303TR 21 range plus Hfe Test 20K/Volt **£18.95**
AT1020 19 range Deluxe plus Hfe Test 20K/Volt **£18.95**
EC15000 As KRT5001 plus colour scales 50K/Volt **£18.95**
7061 18 range double 10A DC 50K/Volt **£23.75**
TMK500 23 range plus 12A DC plus cont. buzzer
30K/Volt **£24.50**
158m 36 range large scale 10A AC/DC 50 K/Volt **£28.50**
AT2050 17 range Deluxe plus Hfe tester 50K/Volt **£29.95**
AT210 23 range Deluxe 12A AC/DC 100K/Volt **£32.50**
3607R 23 range large scale 10A AC/DC Hfe test
50 meg ohm, 1KV AC/DC 100 K/Volt **£39.95**

CLAMP-ON-METERS INSULATION TESTERS



Multi-range clamps all with resistance
range, carry case & leads. Also digital
and DC clamp in stock (UK c/p 75p)
ST300 300A 600V 9 ranges **£25.95**
ST310 300A 600V 9 ranges **£28.95**
K2602 150A, 600V, AC 7 ranges **£35.95**
K2606 300A, 600V, AC 8 ranges **£49.50**
K2803 300A, 600V, AC 9 ranges **£59.95**
K2903 900A, 750V, AC 9 ranges **£77.50**
K2103 1000A, 750V, AC 9 ranges **£95.00**
*Optional temperature probe **£13.80**

ELECTRONIC INSULATION TESTERS

Battery operated complete with carry
case (UK c/p £1.00)
YF500L 500V/100Meg Plus 0-100 ohm **£65.00**
K3103 600V/100Meg Plus 0-2 8K ohm **£109.00**
K3106 500V & 1000V, 1000 & 2000Meg **£119.00**
K4101 Earth resistance tester **£149.00**
MS00 Hand cranked insulation tester
500V/100Meg **£79.50**

LOGIC PROBE (UK c/p 45p)

Leader LDP076 50 MHz
10MEG ohm, 10n Sec
with carry case **£56.90**

THANDAR - SINCLAIR

Reliable low cost portable instruments, bench models all
25.5 x 15 x 15cm. Generators mains operated rest battery
(supplied). UK c/p Hand models 65p, bench £1.15

DIGITAL MULTIMETERS (3 1/2 digit LCD)

TM354 Hand held, DC 2A, 2m ohm, 1mV - 1000V DC, 500V AC, **£45.94**
TM352 Hand held, DC 10A, Hfe test, Continuity test **£57.44**
TM353 Bench 2A AC/DC 1000V AC/DC 20M ohm Typical 0.25%
NEW LOW PRICE **£86.25**

TM351 Bench, 10A AC/DC, 1000V AC/DC, 20M ohm

Typical 0.1% **£113.85**

FREQUENCY COUNTERS (8 Digit)

TP600A Hand held LED 200 MHz 10mV (600 MHz with TP600)
New Model fitted BNC sockets. **£87.50**
TP400 Bench LCD, 40 MHz, 40mV (400 MHz with TP600) **£126.50**
TP200 Bench LCD, 200 MHz, 10-30mV (600 MHz with TP600) **£186.75**

TP600 600MHz x 10 Prescaler 10mV

GENERATORS (All bench models) mains operated
TG100 Function 1Hz-100 kHz, Sine/SQ/Triangle/TTL **£90.85**
TG102 Function 0.2 Hz-2 MHz Sine/SQ/Triangle/TTL **£186.75**
TG105 Pulse 5 MHz-5Hz (200ns-200ms) various outputs **£97.75**

OSCILLOSCOPE (Bench model low power portable)

10 MHz 2" trace, 10mV, 0.1 micro sec. All facilities. **£159.85**
Model SC 110
Rechargeable battery pack **£8.63**, AC adaptor/charger **£5.69**

OPTIONAL ITEMS

Carry case (bench only) **£6.84** AC Adaptors (state model) **£5.69**



KEITHLEY PROFESSIONAL DIGITAL MULTIMETER

Model 130, 25 range, Easy to hold and use
LCD OMM, Size 7 x 3.1 x 1.5

Ranges
DC Volts 200mV-1000V 0.5% 100 micro volt
AC Volts 200mV-750V 1% 100 micro volt
DC current 2mA-10AMP 1-2% 1 micro amp
AC current 2mA-10AMP 2% 1 micro amp
Resistance 200 ohm-20 Meg 0.5% 0.1 ohm
£102.35



TV COLOUR GENERATORS

PAL UHF and VHF Models **£143.75**
LCC393 VHF 6 pattern **£228.85**
LCC392 VHF 15 pattern **£231.15**
LCC399 VHF/UHF 13 pattern **£572.70**
MC101 UHF pocket colour **£182.50**
Fitted NICADS



AUDIO ELECTRONICS

CUBEGATE
LIMITED

301 EDGWARE ROAD, LONDON, W2 1BN, ENGLAND, TEL 01-724 3564
ALSO AT HENRYS RADIO, 404/406 EDGWARE ROAD, LONDON W2

WE ARE OPEN 6 DAYS A WEEK - CALL IN AND SEE FOR YOURSELF!



Order by Post
with CHEQUES/
ACCESS/VISA
or Telephone
your order

Allow up to 10 days
for delivery

FREE
CATALOGUE

Send large SAE
(20p UK)
Schools, Companies,
etc. free on request.

ALL PRICES INCLUDE VAT

TV GAMES COME OF AGE

It is just over two years since the first TV games started to appear in pubs - since then a lot has happened in this field with a large number of small companies marketing various units by a variety of methods. Although the TV games have received a considerable

amount of publicity they have not yet caught on in a big way.

"No one who has ever played TV games has ever said anything derogatory about the concept", Richard Fairhurst of Videomaster Ltd., told ETI, "they may not like the price or the packaging but they always like the idea".

ETI NEWS NOV 1975



bbc get it taped

The BBC and 3M have collaborated to develop a new tape recording system claimed to provide 90 dB noise figure. The system will accommodate 32 tracks on one-inch tape at an undisclosed tape speed.

ETI NEWS JULY 1973

PIEZOELECTRIC HEADPHONES

The Pioneer SE-700 are the first high fidelity headphones to use the piezo-electric effect. As the audio signals reach the headphones, the driver elements of ultra-thin aluminium-coated high-polymer film expand and contract accordingly, creating "breathing" motion. Tonal characteristics are comparable to those of the electrostatic type headphones, but the SE-700 require no matching transformer.

ETI NEWS MAY 1975

its a wide word

Intel, Zilog and Motorola are taking their places in the front rank on the grid for this years expected race to 16 bit MPU sales. All three have completed development, and will probably show the nature of

their teeth at next months US Solid State Circuits Conference. The pause between this and letting loose of the hounds as it were will almost certainly mean late autumn production.


On yer marks

ETI NEWS MARCH 1978

Doctor Who

One of our readers, Mr. S. Knowles of Hampshire, sent us a scope picture he took whilst

designing with a Textronix 7403 on 500 nS/div with x10 expand. It seems he was looking for a pulse, but he may well have discovered the secret of time travel!



Pet Chip

This should appeal to those of you who spent your hard-earned pennies on a 'pet rock.'

We recently received a letter from an anonymous dad who made an apparently trivial Christmas presl for his daughter. However, since then he has been inundated with orders.

Mr A. Nonymous painted a face on one end of an IC (pet IC, you see) and made a matchstick cage for it complete with watch battery feeding bowl.

The chip should quickly LATCH on to its new OHM. As for feeding, a few BITS of CURRENTS a day should be AMPLE. Just let it NOR away to its heart's content. You can teach it tricks.

Ta, Mr Nonymous. We haven't had a good groan in ages.

ETI NEWS MARCH 1980

SHORTS

● Every Ready — now called Berec — have released four rechargeable consumer batteries, in the HP2, HP11, HP7 and PP3 varieties. Chargers are also available. An undoubted reaction to the phenomenal loss of dry cell power these days.

● Direct drive turntables yes. But direct drive MPUs? Also yes — now. The S2000 is a new release from AMI which can drive fluorescent displays directly, with HT drive and 7-segment decoding on chip. Also on board 64 x 4 RAM and 1K ROM. Intended for low cost applications.

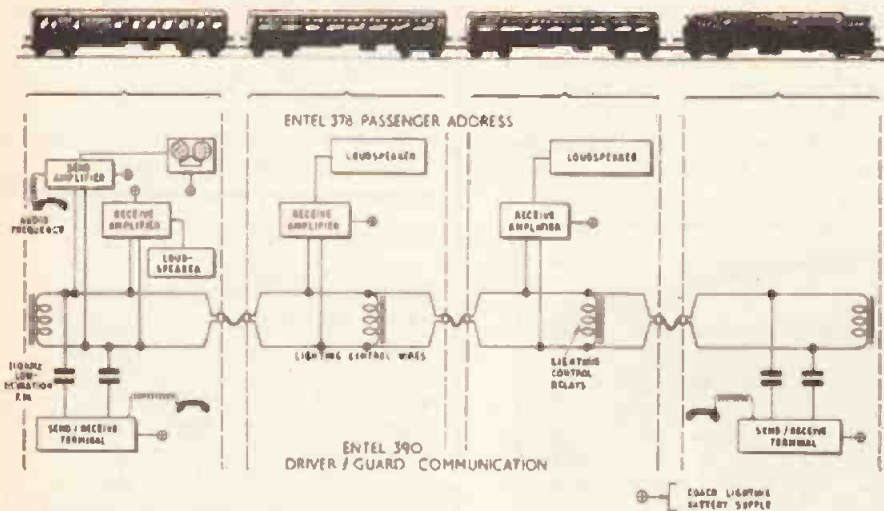
● Ingersoll — the tick tock people — are into electronics. They have released three TV games, three clock radios, two Door Chimes, and a portable micro cassette player. Photo shows one of their new TV games. It must be Christmas.

● Fairchild are making a big fuss about having their F16K Dynamic 16K RAMs available at last. Access times vary from 150 ns to 300 ns.



ETI NEWS JAN 1979

TALKING IN TRAINS



British Rail's plans for 150 mph trains include improved communication systems between drivers and guards. Also planned are passenger address systems.

A range of equipment — known as EMTel — has been designed specifically for this task by Britain's Nelson Tansley Ltd.

The main problem to be overcome was the impossibility of providing a special cable, running the length of the train, on which to carry the signals.

The equipment was therefore designed to accommodate any continuous circuit, for example, the control wires for the lighting relays which (in British Rail), are the only conductors always connected throughout any passenger train. In this case, departure from the ideal of a 600 ohm noise-free line is caused by the connexion across the wires of many relay solenoids, the impedance of which is not only complex, but variable.

ETI NEWS JULY 1972

LASER MISSILE INTERCEPTOR

The US armed forces may soon have a laser missile interceptor. Air Force reports state that prototype deuterium fluoride lasers have been successfully tested at 'very very high' power outputs.

Power output is apparently so high that the laser beam burns straight through heavy gauge stainless nickel steel plate.

ETI NEWS JULY 1975


BIAS — AUTOSELECTION

Cassette tape recorders that have been designed specifically for use with chromium dioxide tapes require special bias switching facilities.

At present this is done manually. However the latest BASF 'SM' chromium dioxide cassettes have a notch on the rear of the cassette (in addition to the tab now used to prevent erasure of recorded material) and, hope BASF — and Philips who are backing the system — future cassette players will have a switch mechanism actuated by this tab to bring in the necessary bias circuitry.

ETI NEWS APRIL 1972

ETI NEWS APRIL 1974



LIGHTING THE WAY

Many local authorities are now using a street lighting control system in which a photoelectric cell measures the light level and varies the input to

a thick film heating element controlling a temperature sensitive switch. The street lights are therefore automatically switched on at dusk and off at dawn, which means that light is provided only when it is needed and ensures that electricity is not wasted.

1958



It had to happen. The integrated circuit is so old that it has earned its place in a museum. Doesn't it make you feel old? The world's first IC, invented by Jack Kilby of Texas Instruments in 1958, is one of three exhibits on loan from TI in Dallas for the 'Challenge of the Chip' exhibition at the Science Museum. The other two are the first silicon transistor and the first single chip microcomputer.

ETI NEWS MAY 1980

GETTING READY FOR COMMERCIAL RADIO

Commercial radio is on its way; anyone doubting this should tune around the medium wave band where tests transmissions are already being conducted. Contracts for the supply of the transmitters and the aerials have been placed with EMI, the value of the order is put at £160,000.

ETI NEWS MAY 1973

shorts

● Tandy is doing well with its home computer in the USA, and is expanding, both physically and financially, that side of the business.

● New from GI — the Cricket chip. The AY-3-8910 is a programmable sound generator and is software controlled, needing only a power supply and clock to begin chirping or hooting or ...

Hong Kong King

Some numbers to tick off on your fingers. In the first six months of the year Hong Kong exported 16 million watches (worth £77m). These break down as 61% mechanical, 29% LCD and only 10% LED and quartz analogue com-

bined. Surprising LED figures eh?

Germany developed a sudden lust for these non-tockers and their imports leapt up by 287%, putting them as the second largest consumers — behind the US and ahead of us!
ETI NEWS NOV 1978

ETI NEWS OCT 1978

BE WARNED (IN A SMALL WAY!)

The Mini-Bleptone 525 is a unit which provides a choice of two continuous signals of up to 80dBa with current consumption ranging from 3–15mA.




ETI NEWS JULY 1976

Its applications are wide, being ideally suited as a fault indicator mounted onto portable equipment and instrument panels, or for localised warning of such things as intruders and/or fire

NEW LC DISPLAYS FOR WATCHES

A new series of Liquid Crystal displays have been announced by Beckman for digital watches. These display hours and minutes continually with either date or seconds, selected by a push-button. Contrast ratio is



20:1. power requirement is 1 micro-watt so that even with constant read-out battery life is over a year. LC modules are available for both 3V and 6V models and a CMOS compatible.
Beckman Instruments Ltd.,
Queensway, Glenrothes, Fife, Scotland.

ETI NEWS OCT 1978

forget who not?

You know we've quite forgotten why we used this photo at all. Now let's see something to do with TV games? Anyway the editorial desks have been bereft of nice lady photos lately — so this one appeared as an oasis amid the dusty filing trays.

P.S. Binatone the people who make the box in front — don't ask what box or in front of what or we won't

claim to now taken over half the TV game market — the magic 51% in fact.

ETI NEWS NOV 1978

Pocket Companion

Not just an electronic dictionary or a translator or an appointments diary or an encyclopedia, but something of all these rolled into one, the 'Brainbank' is hailed as the world's first pocket information centre and language laboratory.

Brainbank is programmed via a series of interchangeable, plug-in memory cells, so you have virtually unlimited information storage possibilities (armed with a bucket full of memory cells).

Each language cell, which contains 32K of ROM holds about 1200 of the most common

words, stored individually and in groups of up to fifty in categories such as travelling and food. The program also includes short phrases, automatically corrects spelling errors and explains words with double meanings (with its double entendre chip?).

The information centre's heart is a Mostek 3870 micro-processor. Memory cells are currently available on diet and nutrition, first aid, taxation and a thesaurus. New cells will become available every month. A custom cell service is also available.

Brainbank will cost around £150 plus £20 or less for each additional cell. We will tell you more about this little marvel, when we can get hold of one to play with.



ETI NEWS JAN 1980



Computerised control and data recording equipment that can handle information from up to 413 different sources will be used in the development of Britain's tracked hovertrain — during its period of full-scale development.


From this console, commands will be transmitted by radio to the hovertrain and radioed signals from the measuring instruments inside the vehicle will be received, recorded and analysed.

The 25-ton vehicle straddles the track and is supported approximately an inch above it by a system of fans employing the hovercraft principle. The linear motor consists of an aluminium strip set into the top of the track as the motor's "stator", and a complex set of electrical windings mounted inside the body shell. Power is picked up from a trackside rail.

The train made its first run over a mile of the track recently, watched by visiting experts and the press from several countries. It performed perfectly during the slow-speed run and is now expected to reach speeds of up to 90 mph during the next two months.

The hovertrain has been designed and constructed by Tracked Hovercraft

300 MPH HOVERTRAIN — PUBLIC SHOWING



ETI NEWS APRIL 1972 (OUR FIRST EVER NEWS ITEM!)

Ltd., a company set up by Britain's National Research Development Council, and would be capable of providing a link between central

London and the airport planned for Foulness, its passengers completing the journey in quiet pollution-free comfort in about 20 minutes.

RED TAPE GAGS THE QUEEN!

In the wee small hours of January 19th 1903, Marconi established the first two-way communication across the Atlantic. Messages were exchanged between the American president Theodore Roosevelt and the British King Edward VII. To mark the 75th anniversary of this event, the Cornish Radio Amateur Club have organised a team of sixty local amateurs to run GB3 MSA (Marconi's Seventy-fifth Anniversary). The station was run 24 hours a day, from the

14th to the 22nd January, from the lounge of the Poldhu Hotel in sunny Cornwall — only metres away from the spot Marconi used.

Transmitting on 80m, 20m and 2m the team had already made 1100 contacts in 51 countries when ETI contacted them on the 16th! All the equipment was owned by the club and its members and set up for the week specially. On the American side was another station, KM1 CC, based in Cape Cod. KM1 CC was run by

the local Barnstable, Mass. radio club with the help of the Radio Club of America.

Now for the red tape... President Carter sent a message via KM1 CC and the Queen wanted to send a reply via GB3 MSA, just like Edward VII did back in 1903. The Home Office said that if she did, it would break a condition in all British amateurs licences — namely the one about not passing on messages from 3rd parties! So after 2 years preparation the Cornish Amateurs and the Queen were denied permission to reply to President Carter.

ETI NEWS MARCH 1978

Something Bugging You?



With the increase in telephone tapping and boardroom bugging, Audiotel International have developed a simple to use, yet sophisticated successor to their Scanlock radio surveillance receiver. It is called the Scanlock Mark V8 and is a fast, easy means of detecting and locating an eavesdropping transmitter as well as being capable of routine 'sweep' searches of high level meetings rooms. Carried in a vehicle it can also locate any bleeper bug used for 'trailing'.

The Scanlock is not limited to the conventional radio receiver's range of 88-108 MHz. It covers the wider frequency spectrum of 10-1800 MHz and its automatic 'sweep' mode scans this range four times a minute. Finally all that is necessary is to press the 'Locate' button and use the hand-held wand to guide you to where the bug is located. The kit is the size of a small briefcase, weighing 6.3 Kg, complete with spare battery pack. There is also provision for mains usage. For further information contact Audiotel International Ltd at Saddlers Court, Yately, Surrey, GU177RX.

ETI NEWS OCT 1980

CONCORDE BAN?

Whilst we are currently bombarded with PR material extolling the 'virtues' of the Concorde supersonic airliner it is interesting to note that in the USA Senator Alan Cranston has introduced a bill, co-sponsored by Senators Edward Muskie and Caliborne Pell, to prohibit overseas supersonic transports from landing at any US airports or flying over US territory at supersonic speeds.

The SSTs which carry less than half the passenger load of a 747 make ten times as much noise on take-off and landing.

ETI NEWS JULY 1972

RICE LOGIC?

Later this summer — about June — National Semiconductor and Kellogg's are to hook-up on a promotional deal. All Kellogg cereal packets will carry coupons for reductions on National calculators. Barley credible is it not?

ETI NEWS JULY 1976

breadboard '78

At long last a show for the electronics enthusiast — Breadboard '78 will be held at Seymour Hall in London from the 21st to 25th of November — mark it in your diary now 'cos ETI will be exhibiting! If you are a firm and would like more details contact: Breadboard '78, Plymouth Road House, 23a Devon PL19 8AU, Tavistock

ETI NEWS JUNE 1978

Step-by-step fully illustrated assembly and fitting instructions are included together with circuit descriptions. Highest quality components are used throughout.


Sparkrite

BRANDEADING ELECTRONICS
NOW AVAILABLE IN KIT FORM




SX1000 Electronic Ignition

- Inductive Discharge
- Extended coil energy storage circuit
- Contact breaker driven
- Three position changeover switch
- Over 65 components to assemble
- Patented clip-to-coil fitting
- Fits all 12v neg. earth vehicles



SX2000 Electronic Ignition

- The brandleading system on the market today
- Unique Reactive Discharge
- Combined Inductive and Capacitive Discharge
- Contact breaker driven
- Three position changeover switch
- Over 130 components to assemble
- Patented clip-to-coil fitting
- Fits all 12v neg. earth vehicles





MAGIDICE Electronic Dice

- Not an auto item but great fun for the family
- Total random selection
- Triggered by waving of hand over dice
- Bleeps and flashes during a 4 second tumble sequence
- Throw displayed for 10 seconds
- Auto display of last throw 1 second in 5
- Muting and Off switch on base
- Hours of continuous use from PP7 battery
- Over 100 components to assemble
- Supplied in superb presentation gift box




TX2002 Electronic Ignition

- The ultimate system
- Switchable contactless
- Three position switch with Auxiliary back-up inductive circuit
- Reactive Discharge. Combined capacitive and inductive.
- Extended coil energy storage circuit
- Magnetic contactless distributor triggerhead.
- Distributor triggerhead adaptors included
- Can also be triggered by existing contact breakers
- Die cast waterproof case with clip-to-coil fitting
- Fits majority of 4 and 6 cylinder 12v neg. earth vehicles.
- Over 150 components to assemble



AT-80 Electronic Car Security System

- Arms doors, boot, bonnet and has security loop to protect fog/spot lamps, radio/tape, CB equipment
- Programmable personal code entry system
- Armed and disarmed from outside vehicle using a special magnetic key fob against a windscreen sensor pad adhered to the inside of the screen
- Fits all 12V neg earth vehicles
- Over 250 components to assemble



VOYAGER Car Drive Computer

- A most sophisticated accessory
- Utilises a single chip mask programmed microprocessor incorporating a unique programme designed by EDA Sparkrite Ltd.
- Affords 12 functions centred on Fuel, Speed, Distance and Time.
- Visual and Audible alarms warning of Excess Speed, Frost/Ice, Lights-left-on.
- Facility to operate LOG and TRIP functions independently or synchronously
- Large 10mm high 400ft-L fluorescent display with auto intensity
- Unique speed and fuel transducers giving a programmed accuracy of + or - 1%
- Large LOG & TRIP memories, 2,000 miles, 180 gallons, 100 hours.
- Full Imperial and Metric calibrations.
- Over 300 components to assemble
- A real challenge for the electronics enthusiast!



All EDA-SPARKRITE products and designs are fully covered by one or more World Patents.

EDA SPARKRITE LIMITED 82 Bath Street, Walsall, West Midlands, WS1 3DE England. Tel: (0922) 614791

	SELF ASSEMBLY KIT	READY BUILT UNITS
SX 1000	£12.95	£25.90
SX 2000	£19.95	£39.90
TX 2002	£29.95	£59.90
AT. 80	£29.95	£59.90
VOYAGER	£59.95	£119.90
MAGIDICE	£9.95	£19.90

PRICES INC. VAT. POSTAGE & PACKING

NAME _____ ET1.4.82

ADDRESS _____

I ENCLOSE CHEQUE(S)/POSTAL ORDERS FOR

£ _____ KIT REF. _____

CHEQUE NO. _____

24 hr. Answerphone
PHONE YOUR ORDER WITH ACCESS/BARCLAYCARD
SEND ONLY SAE IF BROCHURE IS REQUIRED

Allow 28 days for delivery

BRANDEADING BRITISH ELECTRONICS

CUT OUT THE COUPON NOW!

ELECTRONIC GAMES

COLOUR CARTRIDGE T.V. GAME



SEMI-PROGRAMMABLE T.V. GAME
4 Cartridges + Mains Adaptor
Normal Price £73
NOW REDUCED TO: **£39.50** inc VAT

DATABASE T.V. GAME



FULLY PROGRAMMABLE CARTRIDGE T.V. GAME
14 Cartridges available
Normal Price £87.86
NOW REDUCED TO: **£59** inc VAT

ATARI T.V. GAME



The most popular T.V. Game on the market with a range of over 40 cartridges including SPACE INVADERS with over 112 games on one cartridge.
Normal Price £95.45
NOW REDUCED TO: **£95.45** inc VAT

SPACE INVADERS



Hand held Invaders Games available £19.95
Invaders Cartridges available to fit ATARI RADOFIN ACETRONIC PHILIPS G7000
Cartridges also available for MATTEL TELENG ROWTRON DATABASE INTERTON

CHESS COMPUTERS



MANY UNITS ARE COVERED BY THE EXCLUSIVE SILICA SHOP 2 YEAR GUARANTEE

We carry a range of over 15 different Chess computers:
Electronic Chess £29.95
Chess Traveller £39.95
Chess Challenger 7 £79.00
Sensory 8 £119.00
Sensory Voice £259.00
SPECIAL OFFERS
VOICE CHESS CHALLENGER
Normal Price £245 NOW £135.00
SARGON 2.5 BORIS 2.5
Normal Price £273 TO NOW £199.95
All prices include V A T

TELETEXT



ADD-ON ADAPTOR £199

THE RADOFIN TELETEXT ADD-ON ADAPTOR

Plug the adaptor into the aerial socket of your colour T.V. and receive the CEEFAX and ORACLE television information services
THIS NEW MODEL INCORPORATES:
• Double height character facility
• True PAL Colour
• Meets latest BBC & IBA broadcast specifications
• Push button channel change
• Unnecessary to remove the unit to watch normal TV programmes
• Gold plated contact board for reliability
• New SUPERIMPOSE News Flash facility

SPEAK & SPELL



Normal Price £49.95
NOW REDUCED TO:

£39.50 inc VAT

Teach your child to spell properly with this unique learning aid. Fully automatic features and scoring. Additional word modules available to extend the range of words

ADDING MACHINE OLYMPIA HHP 1010



Normal Price £57.21
NOW REDUCED TO:

£34 inc VAT

Uses ordinary paper! No need to buy expensive (thermal) paper!
Fast add using PRINTER CALCULATOR 2 lines per second 10 digit capacity
Uses normal adding machine rolls. Battery or mains operated.
Size 9" x 7 1/2" x 2 1/2"
Maine adaptor extra

24 TUNE ELECTRONIC DOOR BELL



Normal Price £19.70
NOW REDUCED TO:

£12.70 inc VAT

Plays 24 different tunes with separate speed control and volume control. Select the most appropriate tune for your visitor, with appropriate tunes for different times of the year!

MATTEL T.V. GAME



The most advanced TV game in the world 20 cartridges available. Add on KEYBOARD control £199.95 inc VAT
soon to convert the ATATEL to a home computer with ICRATA fully expandable and programmable in Microsoft Basic. Other accessories will be available later in the year


HAND HELD GAMES EARTH INVADERS



These invaders are a breed of creature hitherto unknown to man. They cannot be killed by traditional methods — they must be buried. The battle is conducted in a maze where squads of aliens chase home troops. The only way of eliminating them is by digging holes and burying them.
Normal Price £23.95
NOW REDUCED TO: **£23.95** inc VAT


THE OLYMPIA — POST OFFICE APPROVED TELEPHONE ANSWERING MACHINE WITH REMOTE CALL-IN BLEEPER

This telephone answering machine is manufactured by Olympia Business Machines, one of the largest Office Equipment manufacturers in the U.K. It is fully POST OFFICE APPROVED and will answer and record messages for 24 hours a day. With your remote call-in bleeper you can receive these messages by telephone wherever you are in the world. The remote call-in bleeper activates the Answer Record Unit, which will at your command repeat messages, keep or erase them, and is activated from anywhere in the world, or on your return to your home or office. The machine can also be used for message referral, if you have an urgent appointment, but are expecting an important call, simply record the 'phone number' and location where you can be reached. With optional extra



bleepers (£13 each) this facility can be extended to colleagues and members of the family. Using a C90 standard cassette, you can record as many as 45 messages. The announcement can be up to 16 seconds long and the incoming message up to 30 seconds long.
The machine is easy to install and comes with full instructions. It is easily wired to your junction box with the spade connectors provided or alternatively a jack plug can be provided to plug into a jack socket. Most important, of course, is the fact that it is fully POST OFFICE APPROVED.
The price of £135 (inc. VAT) includes the machine, an extra light remote call-in bleeper, the microphone message tape & C mains adaptor. The unit is 9 1/2" x 6 1/2" x 2 1/2" and is fully guaranteed for 12 months. The telephone can be placed directly on the unit — no additional desk space is required.
£135 inc VAT

PRESTEL VIEWDATA



The ACE TELCOM VDX1000 Prestel Viewdata adaptor simply plugs into the aerial socket of your television and enables you to receive the Prestel Viewdata service in colour or black & white.
Features:
• Simplified controls for quick entry operation
• Special graphics feature for high resolution
• State of the art microprocessor controller
• Standard remote telephoning keypad with Prestel keys '0'
• Auto dialer incorporated for easy Prestel acquisition
• True PAL colour mode using reliable IC chroma filter and delay line incorporated for minimum picture interference maximum fidelity
• Includes convenient TV Prestel switchbox
• Easily connected to standard forms or office telephone lines
• Fully Post Office approved
SPECIAL PRICE £228.85 inc VAT

HAND HELD GAMES GALAXY 1000

GALAXY 1000



The 2nd generation Galaxy Invader. The invaders have regrouped and have a seemingly endless supply of spacecraft, whilst the player's arsenal is limited to just 250 missiles to be launched from 3 missile stations. You have to prevent the invaders 'landing' or from destroying your home defences.
Normal Price £19.95
NOW REDUCED TO: **£19.95** inc VAT

FOR FREE BROCHURES — TEL: 01-301 1111




For free illustrated brochures and complete price range of electronic games, please telephone 01 301 1111. Free delivery service available. To order by telephone please state your name, address and V.A.T. registration number and leave the rest to us. Post ordering form available. Express 48hr delivery service available.
• **CALLERS WELCOME** — Comprehensive range of electronic games, video, books, tape, books, manuals, stationery, etc. Closing Thursday 10pm, Late Opening Friday 10pm.
• **2 YEAR GUARANTEE** — All goods are guaranteed by a full range of specialist service and repair teams to use our unique Silica Shop 2 year Guarantee.
• **7 DAYS** — we will give you a full refund.
• **AFTER SALES SERVICE** — Available on all major items up to 1 year after purchase.
• **COMPETITIVE PRICES** — We are famous for our competitive prices.
• **WEEKLY SPECIALS** — Available on the majority of our products.
• **CREDIT FACILITIES** — Full range of credit facilities from 12 to 24 months at our partner bank of choice.
• **PART EXCHANGE SCHEME** — Available on selected items only.
• **CREDIT CARDS WELCOME** — Access, Barclaycard, Diners Club, American Express.
SILICA SHOP LIMITED ET10482
1-4 The Mews, Matherley Road, Sidcup, Kent DA14 4DX
Telephone: 01-301 1111 or 01-309 1111



hammer fet-ish

A new range of low cost VMOS power FETs in plastic have been introduced by Siliconix. These devices are aimed at replacing conventional bipolar transistors in a great many applications. This development in VMOS technology has cut the price of such devices by a third enabling them to compete directly with bipolar devices.

ETI NEWS APRIL 1978



CALCULATOR CHIPS NOW LESS THAN £1

Calculator chips prices continue their inexorable fall in price. Latest prices in the USA for four function eight digit MOS chips are now as low as 40p

to 80p. Even the complex scientific calculator chips are down to £6 or less compared to £20 this time last year.

MOS Technology Corporation for instance are selling a single chip scientific unit for £7.

ETI NEWS JULY 1975

ETI NEWS DEC 1977

sailing into space.....

A 12 bladed solar sail spacecraft is a new candidate for mankind's first interplanetary shuttle. Designed to be employed in the 1980s its first use might well be a rendezvous with Halley's Comet in 1986.

The 'heliogyro' sail uses a helicopter type design with 12 'blades' composed of reflective aluminium plastic film, and deployed in two tiers of six each. After launch from the space shuttle, centrifugal force

would open the blades to their 4½ MILE length. (They're 28ft. wide). The craft sits in the centre of the array.

The craft would be slowly spun by the sun's photon radiation, and complete a rotation every three minutes. A square sail, and hence windjamming to the stars, was rejected in favour of the blades, which now fight it out with an ion stream propulsion system for NASA consideration.

ACC AFTER ONE YEAR

Now moving into its second year of existence the Amateur Computer Club has now formulated its activities into a constitution and has a membership of over 200. ETI NEWS AUG 1974

● Bowmar has Texas's range and is homing in. Texas are being sued for \$3 million by Bowmar who allege the supply of a large number of defective calculator keyboards.

● XR4741 to you. Nothing to do with sci-fi but a new quad op-amp. Very low noise and better than a 741 in all respects. Available from RASTRA at 275 King St. Hammersmith, London W6. Ideal for audio projects where the hissing of summer circuits is not required.

● The Government's hi-fi firm. Strathern are to launch their new SM2000 turntable in the autumn, which will replace the SMA2 model. Once again the unit looks technically sound — maybe success at last for nationalised-fi?

ETI NEWS OCT 1978

Power Cuts On The Way

In 1968 your 20 inch colour telly using 90° deflection would have consumed over 200 W. Now, the figure is around 65 W. A new development from Finland will further reduce that to about 40 W.

The system, which results in a reduction of about 40% in power consumption, has been incorporated in the Salora G Series of portable colour sets. The design is basically a 90% efficient couple between the power supply and picture tube using an induction transfer system. The resultant cool running improves reliability and extends operational life.



The G Series, with its 16, 20 and 22 inch models, will operate from a standard 60A/hour 12 V battery for 15 hours, or from mains for as long as you pay your bills.

All the models feature automatic electronic tuning, fine

tuning and memory plus add-on options for remoted control, 12 V battery and video frequency interface unit.

Salora products are available in the UK from Salora (UK) Ltd, 25A Techno Trading Estate, Swindon SN2 6EZ.

ANTI-SKID CONTROL

The first standard i.c.'s designed specifically for the automotive market have been announced by Fairchild. Both are complex linear circuits developed over the past two years as 'custom' circuits before being added to the standard product line.

ETI NEWS OCT 1973

ELECTRONIC CHEQUEBOOK CALCULATOR

A pocket calculator that will hold and display bank cheque account balances for a year or more is shortly to be announced by the US Mostek Corporation.

During the times that the calculator is 'off' data is stored in a static shift register (drawing a mere 100 microamps). This data is then clocked solely when access is required.

The unit is expected to retail for less than £16 and will be built into a plastic chequebook holder.

ETI NEWS JULY 1975

BUBBLING OVER

Next year Rockwell are hoping to launch their now developed one-megabit bubble memory price? One millicent per bit!

Their device can operate up to 300kHz and measures 10 x 9.5mm and is designed for a 1.8 micron bubble diameter. ETI NEWS SEPT 1977

SPACE SHUTTLE ON THE TILES



Extremely pure silica glass has been manufactured for at least 40 years - longer than jet aircraft have been around. Now it is to aid and abet the

ultimate aircraft - the U.S. Space Shuttle. Made into tiles (composed of 96% silica glass) of which 34,000 are used, the material covers well over 70% of the surface of the Shuttle.

These tiles are incredible heat 'shedding' devices (see photo) and will be expected to withstand temperatures of up to 1260°C for 100 re-entries into the atmosphere. Previous heat shields were destroyed on re-entry.

Each tile is precisely milled to fit exactly against the curvature of the Shuttle body, thus making the composite craft as light as possible, and as aerodynamic as is feasible. This does however mean that no two of those 34,000 tiles are alike! Imagine the little man in a white coat with the job of fitting them to the aircraft - a huge 3-D jigsaw puzzle with only one solution out of 34,000 (i.e. 34,000 x 33,999 x 33,998... x 1) possibilities! Rather him than me.

ETI NEWS MARCH 1977



solid state speech



If the latest goodie from Texas Instruments is as successful as we think it will be, the next generation will speak with an American accent! Called "Speak & Spell" it is a box that talks to the kids (with a 'standard' American accent).

and theoretically helps them pronounce new words correctly - it also compares how the kids spell the word with the correct (American) spelling, and indicates whether they gave the right answer.

ETI NEWS AUG 1978

ORACLE ON AIR

ORACLE, ITV's Teletext system (see ETI, July 1975) began an on-air experiment on the ITV network on 30th June. Operating the experiment are two editorial teams and three computer systems. At ITN there is an editorial team (plus computer) for news and associated information. At London Weekend Television there will be an editorial team preparing public service and similar information pages, and the second computer. At Thames Television the third computer will be used to insert data into the network during the Monday to Friday broadcasting period with LWT taking over for the weekend transmissions. It is hoped that there will soon be sets with decoders in the main entrance lobbies of ITN House, London Weekend Television's South Bank Studios and Thames Television's Euston Studios, so that visitors can interrogate the system and see how ORACLE works.

ETI NEWS SEPT 1975

WATCHES FACE COLLAPSE!

Five companies have dropped production of digital watches, due entirely to the price war raging around the product. Gruen, Benrus, Armin Litronix and Gillette have decided the wrist borne digit is not for them. Those still there are sufferin too. Bulova are expected to make a loss this year. Gillette in fact pulled out before they pulled in, scraping well laid plans to burst into the 'marketplace' at the eleventh hour.

ETI NEWS SEPT 1977

£15 DOLBY RADIOS SOON?

Even the cheapest of domestic radio receivers may soon have Dolby circuitry inbuilt according to Alan Gregory of the Signetics Corporation, manufacturers of the NE545 Dolby IC chip.

Gregory believes that the inclusion of the chip (which will be sold to manufacturers for less than a dollar) will increase the price of domestic receivers by a pound at the most.

ETI NEWS APRIL 1975

SCREEN TEST

The UK is now Hong Kong's largest market for TV games. We absorbed 26% of their export in the field, some 523,506 items if you please. In the first eight months of this year, Germany finished second

on 22% and the USA came third with 13%.

Somewhat of a surprise, and a shame, that we take more than the States of these items. I always thought we had more taste.

ETI NEWS JAN 1979

A POCKET CALCULATOR IN EVERY HOUSEHOLD

"By the mid-70's the pocket electronic calculator will be as much an essential part of the household as the transistor radio is now". This is the prediction made by Sinclair Radionics.

Recent market research confirms that increasing numbers of the population are becoming aware of the possible applications of pocket electronic calculators. This is most marked in the educational field, at school and college levels although considerable interest is also being shown on the domestic front by husbands and wives who are able to use a calculator to help control the family budget.

ETI NEWS DEC 1973

THE END OF THE AMP?

A British invention (three cheers!) could well mark the end of the amplifier as a circuit block. A new device called a 'voltage-to-current transactor' can do everything an op-amp can — but better. Invented by Professor Gosling and Carl Brinker, the device contains no passive components at all, and consists of a network of transistors.

The advantages are that it integrates smoothly rather than as a series of steps, follows an input quicker and with a wider dynamic range, is smaller in chip form and uses less external components. A VCT can also double as a transformer!

ETI NEWS OCT 1976

Blonde Bombshell

Now be honest with yourself — aren't there times during those long cold winter days when you could do with one of these in your office. No, unfortunately I don't mean Blondie in the white pants. The blonde bombshells here are the brushed aluminium boxes of ITT Terryphone's new solid state intercom units.

The Intercom, which doubles as a security and alarm system, consists of a master unit and from one to nine sub-units. The system is easily installed in many configurations.

Simple press-button-to-talk operation is featured on the master and sub-units. Each sub-unit can be called independently from the master unit, or all sub-units can be called simultaneously. Pressing the self-latching security button allows noises from children, equipment, burglars, etc to be picked up and transmitted to other parts of the premises. So, the intercom can be used as a security system in small businesses of a baby alarm at home.

Each sub-unit comes complete with cable and cable fixing pads for £20 each. The master unit costs £85 and comes with a mains plug and a screwdriver. Talking of Blondie — she can install an intercom in my office any time.


Further details of this system is available from ITT Terryphone, Station Approach, London Road, Bicester, Oxon OX6 7BZ.

ETI NEWS JAN 1980



FIELD EFFECT LC DISPLAYS

Siemens incorporate the field effect principle in their new liquid crystal displays with low operating voltages.



All the liquid crystal displays in field effect technology have dark symbols on a light background and are suitable for reflection operation, all with high contrast ratios, low operating voltage and low power draw. Such features allow the displays to be driven by CMOS and other ICs.

ETI NEWS MARCH 1975

BANDING TOGETHER

The Editor,
Electronics Today International,
36 Ebury Street,
London SW1W 0LW.

Dear Sir,

We were most pleased to read the article "C.B. for Britain" in your July issue. The Citizens' Band Association is campaigning for the establishment of a VHF Citizens' Band in the UK and agrees with nearly all the points you make.

We have prepared a technical proposal for a VHF FM Citizens' Band which is being sent to the Home Office for discussion and contains a number of proposals to ensure that a British Citizens' Band suffers from few of the disadvantages of the American one. These proposals include:

1. Modulation shall be FM which avoids many problems of TVI, BCI and audio equipment break-in.
2. Each transceiver should contain an automatic identifying signal which is transmitted every time the transmit key is depressed. This means that anyone misusing Citizens' Band can easily be identified.
3. Transmission time should be limited to 75 seconds to prevent channels being monopolised.

Apart from the above, and a few purely technical proposals concerning standards which should be high enough to prevent interference to other services but not so unnecessarily high as to price Citizens' Band equipment out of the market, we believe that a British Citizens' Band should have a minimum of regulations.

Membership of the CBA is £1.50 p.a. for individuals and £5 for clubs.

Yours faithfully,

James M. Bryant,
President, Citizens Band Association.

ETI NEWS OCT 1976

STEERING WHEEL? WOT STEERING WHEEL?



We had a very careful second look at this photograph, vowed to give up wine, women, and especially song, (for at least five minutes) then decided yes he was in the back seat, and yes the car was moving. Visions of a huge hoax flashed to the editorial mind — frenzied navvies rushing about with the backdrop to simulate movement — tiny men crammed into the wing mirrors steering via cunning Chinese arrangements of levers and gears. The mind boggled.

Alas the answer is nought so scandalous. Quite simply an Australian electronics enthusiast has packed his car full of voice recognition and MPU circuitry to the end that it will now

obey verbal commands — even by walkie-talkie up to a range of 12 miles (Naturally it obeys only its owners voice).

The car has a CCTV system installed which enables the driver to see behind him — very useful in injon country. Infra red sensors pick up red traffic lights and brake the car automatically — no we're not joking. Radar ranging maintains a constant distance with respect to the car in front, and sensors apply the brakes should the car come too close to any object — even people.

All this makes it a better driver than most of us.

ETI NEWS NOV 1976

right hook

In a historic ruling, the US Supreme Court has confirmed that private individuals have the right to buy or make their own telephone equipment and connect it to the US telephone network.

Under the ruling it will be legal to hook

up as many devices as the user wishes — computer controlled systems, 'phone diverters, memory diallers, picturephones etc, etc. The only restriction is that the various bits must meet the relevant FCC requirements.

ETI NEWS APRIL 1978

DIGITAL RECORDING

Japan's Nippon Columbia company have developed a digital recording technique. The new equipment, said to cost over £125,000 uses pulse code modulation.

Advantage of this technique is its virtual imperviousness to noise and distortion. Further details will be published as they come to hand.

ETI NEWS JAN 1973

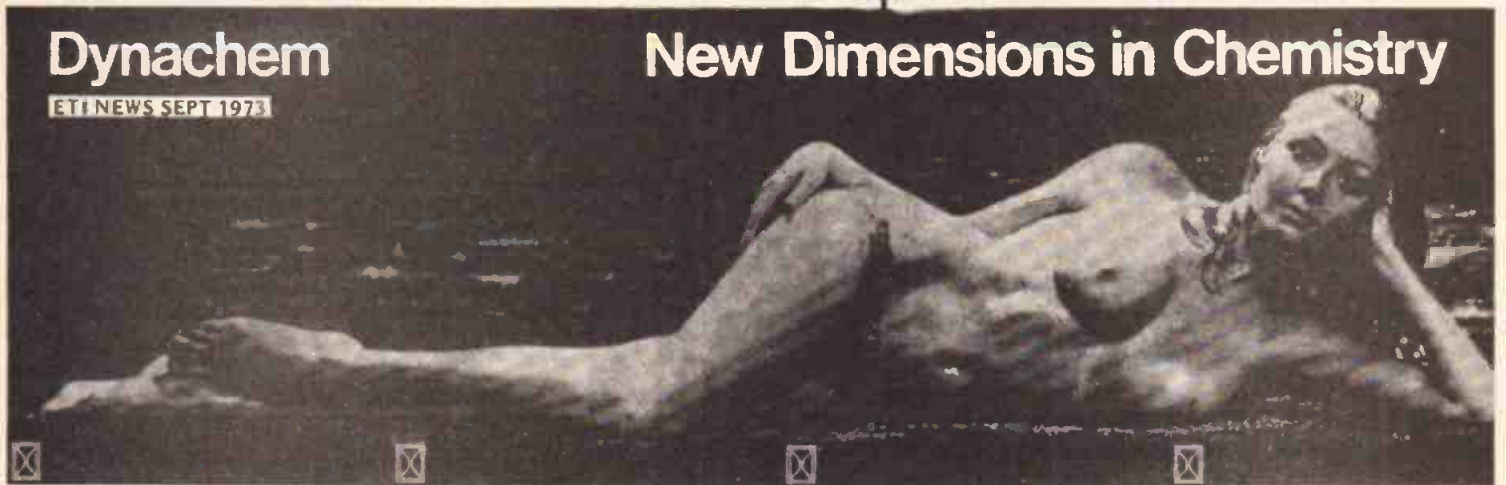
LASER STICK FOR THE BLIND

A stick specially designed for blind persons gives the bearer a loud sonic signal in the event of impediment in his path at wrist height or above. The new device was commissioned by the Swedish Institute for the Handicapped and work on the project was initially financed by the Swedish Board for Technical Development (STU). The prototype stick comprises a 1.3-metre-long tube made of glassfibre-reinforced plastic. To it is attached a gallium-arsenide laser, a midget transmitter and receiver, and an amplifier. The power source is a tiny nickel-cadium accumulator. The laser beam's trajectory is almost at right-angles to the stick's length, and as such sticks are normally held forward at an angle of about 45 degrees to the ground, the beam is directed both upward and forward. The laser sends about 1000 pulses per second and when one of these meets an object — such as a lorry, car or a road sign — it is reflected back to the stick, where it is electronically transformed into a sonic warning signal to alert the bearer. ETI NEWS NOV 1972

Dynachem

ETI NEWS SEPT 1973

New Dimensions in Chemistry



GIRL BY INSTALMENTS!

Electronics manufacturers throughout Europe are receiving a series of unusual sales leaflets from a manufacturer of specialist chemicals used in the making of

printed circuit boards.

Dynachem are sending out four leaflets spaced at regular intervals. On the front of each will be printed a tantalising part of the company's DYNAGIRL, an exquisite young lady well worth a second look. By keeping

the leaflets, the recipient will be able to build up a complete picture.

On the reverse sides will be information about the company's range of photo-resists, plating solutions, brighteners, cleaners and ancillary chemicals.

ZX81 HARDWARE

● KEYBOARD KIT	20.75
● BUILT	25.50
● CASE	10.30
● BUILT & FITTED IN CASE	36.15



EX STOCK!



Spare switch
48p




IN/OUT PORT

● KIT	16.95
● BUILT	18.95

24 lines, in or out.
Programmed by BASIC.

40 typewriter keys.
All graphics etc shown.
No soldering (built version) just plug in.
Full fitting and assembly instructions supplied.
RAM pack operation not effected.



MUSIC BOARD

3 outputs.
.01Hz to 2Mhz.
Programme by BASIC.

● KIT	16.95
● BUILT	18.95

CASE

Ready punched top.
All screws supplied.
Feet supplied.
(For keyboard only, ZX81 does not fit inside).



CONNECTORS

● ZX81 23 WAY	2.95
● MALE CONN	1.30
● IN-OUT/MUSIC BD	3.00
● 24 WAY RIBBON CABLE	1.40
● RAM PACK CONN	6.95

(Allows RAM pack to be mounted away from ZX81).

REDDITCH ELECTRONICS

DEPT ET1
21 FERNEY HILL AVE
REDDITCH
WORCESTERSHIRE
B97 4RU

Prices include postage and VAT.
Send SAE for free catalogue. Orders under £10 add 49p.

ELECTROVALUE

MAIN DISTRIBUTORS FOR SIEMENS CAPACITORS, FERRITES, SEMI-CONDUCTORS, ETC. AND PRODUCTS OF OTHER LEADING HOUSES.

QUICK REF TTL I.C. SELECTION

BOXES

VERO ALUMINIUM
BIMBOX

DESCRIPTION	L	W	D	PRICE
VERO INSTRUMENT CASES				
21034	205	140	40	425p
21036	205	140	75	474p
21036	205	140	110	617p
21037	180	120	39	388p
21038	180	120	65	416p
21039	180	120	90	443p
21040	155	95	39	312p
21041	155	95	60	341p
21042	155	95	80	407p
21047	125	65	30	222p
21048	125	65	39	282p
21049	125	65	50	316p
VEROPLASTIC				
General purpose				
(black) 21004	72	47	25	80p
(white) 21025	72	47	25	80p
21390	120	80	35	78p
21381	180	110	55	148p
ALUMINIUM				
Pressed, with two IPK screws				
87	70	133	39	88p
A88	101	101	39	88p
A89	70	70	39	88p
AB10	101	133	39	88p
AB11	101	64	81	88p
AB12	76	61	28	88p
AB13	152	101	51	87p
AB14/2	127	89	84	88p
BIMBOXES				
Type ABC				
20002	100	50	25	87p
2004	121	66	40	105p
2005	152	82	50	123p
2006	182	113	61	216p
Type Diodes				
5001P	50	50	25	88p
5002P	100	50	25	130p
5003P	113	63	31	130p
5004P	121	66	40	150p
5005P	152	82	50	195p
5006P	182	113	61	305p
Gray painted Diodes				
5001	50	50	25	116p
5002	100	50	25	145p
5003	113	63	31	150p
5004	121	66	40	145p
5005	152	82	50	322p
5006	182	113	61	426p

SWITCHES

A selection of popular best-sellers from our great assortment of different types

MINIATURE TOGGLE	DUAL IN LINE (D.I.L.)	ROTARY TYPE
250V AC/2A Chrome duty Made in U.S.A.	Single Throw Single Pole	One pole/12 way: Two pole/5 way: Three pole/4 way: Four pole/3 way at 40p each
57181 Single Pole Double pole	8 Pole 8 Pole	
57183 SP DP Centre OFF	1 Pole 1 Pole	
57281 DPDT	1 Pole 1 Pole	
57211 Single Pole/Throw wavy	1 Pole 1 Pole	
57301 Three pole/11	1 Pole 1 Pole	

CONNECTORS

We stock connectors from highly specialised types to the everyday kind that you must be sure of being able to get when you want them. Here are some examples. See also Catalogue 82.

AUDIO DIN	D-TYPE
Ways Plug Socket	Ways Sock Plug
2 8p 8p	9 104p 78p 130p
3 14p 8p	15 147p 106p 139p
4 15p 14p	25 218p 150p 152p
5 (180°C) 14p	37 315p 210p 160p
6 18p 20p	
7 19p 19p	

PANEL MOUNTING METERS

SPECIAL OFFER TO MARCH 31st

Panel mounting meters offered in the following F.S.D. ranges:—

0-50µA, 0-100µA, 0-500µA, 0-1mA, 0-5mA, 0-10mA, 0-50mA, 0-100mA, 0-500mA, 0-1A

Normal price, each **£2.69** Special offer price to Mar. 31 **£2.20**

SABTRONICS

FREQUENCY METERS

Model 8000B: 9-digit 1GHz Frequency Meter.

Professional specification:	£160.00
2015A Bench OMM (ILCOI)	£83.00
2036A Hand-Held OMM (ILCOI)	£52.00
8110A 3 digit 100MHz DFM	£97.00
8610A 8 digit 800MHz DFM	£82.00
5020A 1.200KHz Function Generator, Sine, Square, Triangle and separate TTL Square wave outputs	£79.00

S.A.E. brings full details

TRANSFORMERS

BUDGET RANGE All primaries 240V

SECONDARIES	5VA	15VA	24VA
0-5, 0-6	£2.85	£3.40	£4.40
0-12, 0-12	£2.85	£3.40	£4.40
0-15, 0-15	£2.85	£3.40	£4.40
0-20, 0-20	£2.85	£3.40	£4.40

CHARGER TYPES Secondaries

0-9-17V 1A	£3.15
0-9-17V 2A	£3.70
0-9-17V 4A	£4.70

(giving about 14V on full load)

TOROIDAL RANGE

For details of secondary outputs, please see current I.L.P. Advertisements
All primaries — 240 Volts

30VA — £5.25, 50VA — £6.40, 80VA — £6.80, 120VA — £7.75, 160VA — £10.10, 225VA — £11.65, 300VA — £13.50, 500VA — £17.25

Remember — C.W.O. Orders (UK) are sent post paid if value £8.00 or over

HANDY PACKS

Save you time, trouble and money

RESISTORS
Each pack contains 100 in one decade quantities of each value according to popularity — ideal for general stock.
RD1 (1-8.2Ω) RD2 (10-82Ω) RD3 (100-820Ω) RD4 (1K-8K2) RD5 (10K-82K) RD6 (100K-820K) RD7 (1M-10M) Price £1.50 each
CAPACITORS Type CP Price £4.20
Contains 100 ceramic capacitors, most values 1.8pF to 0.1µF, quantities of each according to popularity.

Heat Sinks

Types 5F2, 5F, 18F2, 18F, 224F, 266F, 14p each
2Y-T066 £1.23
2Y-T03 96p
TV3 29p
TV35 100N £1.98
6W4 (Drilled) £4.30
Many other types and sizes in stock

ANALOGUE IC SELECTION

741CB	18p
748CB	38p
7565	88p
CA3200E	86p
CA3130E	99p
CA3140E	56p
LM380N	99p
LM381	£1.81
LM3814N	£2.88
ME555V	23p
ME555A	75p
TDA2030	£1.45
TL072CP	45p
TL072CP	75p
TL074CN	£1.20
UAA170	£1.82
XR2208	£8.90
ZM434	£1.22
ZM425E	£3.80

MORE POWER TO YOUR £

Start with CATALOGUE 82 and our newest price list effective to June 1st and see how much you save on ordering — and see how new Electrovalue service gives you confidence and satisfaction no matter what the size of your order. Send 70p for your Catalogue (A4 66 pages) by return. It includes a free voucher for 70p spendable on orders for £10 or more.

SEND FOR YOUR
COPY AND START
SAVING NOW!

ORDERING DISCOUNTS & VAT

V.A.T. — PLEASE NOTE ALL PRICES IN THIS ADVERTISEMENT ARE EXCLUDING V.A.T. 15% MUST BE ADDED TO THE TOTAL VALUE OF YOUR ORDER WHEN PAYING.
DISCOUNTS 8% allowed on orders £23.00 and over, 10% on orders £57.50 and over except for a small number of items with prices showing Net or N.
POSTAGE — Free on C.W.O. orders in U.K. over £8.00 in value. Under — please add 50p handling charge.

COMPUTER CUSTOMERS

Are invited to contact our associates EV COMPUTING LTD, 700 Burnage Lane, Burnage, Manchester M19 1MA Telephone 061 432 4945

ELECTROVALUE LTD

Head Office and Shop (ALL mail order and correspondence) Dept E74, 28 St Jude's Road, Englefield Green, Egham, Surrey TW20 0HB Telephone — Egham 33603 1STD 0784 London 871 Telex 264475
NORTHERN BRANCH (Personal shoppers only) 680 Burnage Lane, Burnage, Manchester M19 1MA Telephone 0611 432 4945

7400	.15
7401	.18
7402	.15
7403	.16
7404	.18
7405	.15
7406	.25
7407	.24
7408	.21
7409	.18
7410	.15
7411	.25
7412	.63
7420	.15
7421	.15
7440	.13
7442	.45
7443	.50
7444	.80
7447	.73
7448	.87
7450	.13
7451	.13
7453	.13
7454	.13
7460	.13
7470	.24
7472	.38
7473	.26
7474	.23
7476	.42
7476	.30
7480	.26
7482	.74
7483	.82
7488	.74
7488	.26
7488	1.59
7489	.28
7491	.71
7492	.43
7493	.40
7494	.55
7495	.54
7496	.54
7496	.85
7496	.85
74100	.85
74104	.43
74107	.27
74121	.27
74123	.47
74125	.45
74126	.49
74141	.64
74151	.43
74154	.78
74155	.45
74156	.46
74157	.48
74190	.70
74192	.70
74193	.70
74194	.85
74199	.14
74L500	.15
74L502	.14
74L504	.16
74L506	.23
74L508	.20
74L510	.19
74L511	.20
74L514	.58
74L520	.18
74L530	.21
74L532	.22
74L537	.24
74L538	.35
74L542	.59
74L547	.89
74L561	.26
74L573	.30
74L574	.30
74L575	.44
74L576	.30
74L585	.80
74L586	.36
74L588	.44
74L590	.59
74L592	.57
74L593	.40
74L5107	.38
74L5112	.38
74L5123	.42
74L5125	.46
74L5126	.42
74L5132	.80
74L5136	.42
74L5137	1.10
74L5138	.45
74L5139	.70
74L5145	1.20
74L5148	1.05
74L5151	.77
74L5153	.77
74L5155	.94
74L5156	.94
74L5157	.60
74L5151	.78
74L5163	.80
74L5169	.75
74L5165	.75
74L5166	1.85
74L5173	1.60
74L5174	.85
74L5175	.84

More still in Cat 82 as well as semi-conductors in great variety

ETI NEWS SEPT 1981

Mini Discs

Philips, Sony and PolyGram have declared the Compact Disc Digital Audio System ripe for production. These companies are unanimous in the belief that this new

system will eventually replace the LP as we know it. PolyGram Records Operations and CBS/Sony have now put their productions on Compact Disc. It is not expected that the CD will be on the market before the autumn of next year.

STEREO CONTROL UNIT

Connect this unit to your existing power amplifier, and at your fingertips you will have a degree of control over the audio spectrum previously unattainable with conventional tone control systems. JVC's unique Model SEA-10 takes the full audio range of 20 to 20,000Hz and divides it up into five discrete frequency bands centred at 40, 250, 1000, 5000, and 15,000Hz. Each band can then be varied independently by ± 12 dB using the professional type slider controls with 2dB click stops.



ETI NEWS JULY 1973




ETI NEWS MAY 1975

CARTRIDGE PERCUSSION UNIT

Bandmaster Limited of Gloucester Street, Glasgow, have designed a rhythm unit called the Powerhouse

which uses multi-track continuous tape loop to produce multi bar synchronised "live" percussion rhythms.

DIGITAL MULTIMETER FROM ADVANCE



The way things are going, the adjective 'digital' will soon be dropped when talking about test gear. The advantages of digital readout are overwhelming compared to the standard meter (which has of course an analogue readout) and most new quality

test equipment utilises direct digital readout. One of the recently introduced DMM's is the Alpha from Advance Electronics; amongst the many attractive features is the price of £55.

ETI NEWS JUNE 1973

MPG meter.....

A device called a Mileage Computer (what else?) from the Young Corporation in America is designed to produce a digital readout of miles per gallon being obtained from a vehicle at any given instant.

The device is composed of speed and distance sensors, fuel level indicator and calculator circuit. A sensor attached to the speedo picks up pulses every revolution to provide some of the info needed.

The MPG meter will sell at around \$20 in the USA. ETI NEWS DEC 1977

COLOUR PREJUDICE?

Official figures for the number of homes with colour TV's, i.e. those with a license, have just exceeded 50% of the total. Some lesser mortals might well be tempted to conjecture how high the total would be if the un-licensed felons in our midst could be stood up and counted. Naturally we refrain from any such thoughts.

ETI NEWS DEC 1976

TELEPHONE COMPONENTS

High-standard telephony today relies on components and function elements whose design and properties render them equally suitable for use in completely different fields. Read-only memories, MT components, keylock connectors and automatic cutouts are some examples of such components.

The MT (magnetic-core transistor) component developed detection of switching criteria in dc signalling systems, has a magnetic core with a rectangular hysteresis loop to detect signals which are amplified by the transistor. The core and transistor circuits are operated at the same potential and the defined Yes/No statements can be evaluated electronically or via relay circuits.

ETI NEWS APRIL 1973



CMOS IN PLASTIC PACKAGES

Motorola Semiconductors have just announced that 39 devices from their standard CMOS logic family are now available in plastic packages. In the past, ceramic packages have been used for all CMOS devices

ETI NEWS SEPT 1973

FAIRCHILD TO MAKE CONSUMER PRODUCTS

The USA's Fairchild group are actively planning to enter the consumer products market, according to a usually reliable source.

Fairchild's first products are believed to be a low-end of the market one-chip hand-held calculator with 8-12 digits. However several industry commentators query Fairchild's ability to produce the necessary MOS chips, quoting Lester Hogan's (president of Fairchild) own description of his company's performance in the MOS field as 'disappointing'.

ETI NEWS JUNE 1974

PLASTIC BOXES

Vero Electronics Limited have recently become distributors for the Odenwalder Kunststoffwerk range of plastic products which include a range of plastic boxes. These are manufactured from high impact polystyrene, which is suitable for machining, engraving and silk screen printing. The upper portion of the box is coloured light grey and the lower portion, dark grey. The latter is provided with integral fixing points for circuit boards. The boxes can be free standing or wall mounting and should provide an attractive enclosure for reader's projects.

Vero Electronics Limited, Industrial Estate, Chandler's Ford, Eastleigh, Hants.

ETI NEWS JAN 1974



SOVIET RADAR BLAMED FOR HIGH HEART DISEASE

A Russian radar tracking station near the Finnish town of Ilomaritsi may be responsible for a sharp increase in heart disease and cancer according to Dr. Milton Zaret, an American microwave expert.

The Finnish border towns have the highest rate of heart disease in the world and cancer has increased inexplicably.

ETI NEWS JULY 1975

the little cb that santa forgot

Citizen Band radio manufacturers around the world are crying into their transceivers after Xmas. They expected a boost to sales to revive their drooping business, and it didn't materialise. Seems no-one wanted to contact anyone else - not even the reindeer.

ETI NEWS MARCH 1978

BLUE RESEARCH

Your choice of LED colours might include blue in the not so distant future. The new devices, being developed by Siemens, use silicon carbide and are predicted to have a forward voltage drop of 4 V at 50 mA.

ETI NEWS OCT 1979

* Polaroid are about to release an automatic focusing camera that uses an ultra-sonic transducer to measure distance.

* Computers stores in the US are opening up literally every day - we have just heard that 700 have been identified by someone preparing an exhibition! In addition to those dedicated to Home computers, office equipment suppliers and camera shops are at the forefront when it comes to jumping on the bandwagon; even Macey's stores have now got a computer department in some of their stores.

* Sanyo have demonstrated a 6 mm thin solid state green and black television. The display is made out of 6,144 green LEDs in an area only 50 mm by 75 mm. They hope to have a commercial set by 1981.

* A radar based overspeed detector is in use in the U.S. of A, the unit measures your speed and lights up a neon sign saying YOUR SPEED IS REDUCE SPEED. The unit is very effective, only problem was the local hot-rodgers using it to check their top speed! Problem solved by limiting display to 75 instead of 99.

ETI NEWS SEPT 1978



Watch This!

If you're sick of digital watches, how about taking a look at this watch from Casio. It's all analogue, but with a difference. It's fully electronic and has no moving parts. It uses LCD and has conventional hours, minutes and sweep seconds hands. The Model AN8GL is designed to be attractive and fashionable, face colour matches the synthetic strap. Hour positions are marked by standard Roman numerals and all the time settings and adjustments are handled by two buttons, keeping the compact gold-plated watch case simple and uncluttered. The display shows hour and minute hands, and seconds indication is by a third sweep hand or as a series of marks on the face edge to show accumulated seconds. Accuracy is to within 15 seconds a month. RRP is £27.95, but products of this type are often sold cheaper. Further information can be obtained from Casio Electronics Co Ltd, 28 Scrutton Street, London EC2A 4TY.

ETI NEWS NOV 1981

GREENWELD

443A Millbrook Road Southampton SO1 0HX

All prices include VAT at 15% — just add 50p post

CONGRATULATIONS TO ETI ON THEIR 10TH ANNIVERSARY

Here are some special Bargains to celebrate!!!

- ET1** Electrolytic Pack — 10 each of these PC mntg types: (µF/V): 47/50; 1/50; 2.2/50; 4.7/40; 10/40; 22/50; 33/25; 47/16; 47/40; 100/16; 100/35; 220/63; 330/25; 1000/16. Total 150 caps for £6.95
- ET2** 1A rects — 25 each 1N4001, 3, 5 & 7. Total 100 for £3.95
- ET3** Minibox polyester caps — 10 each of .01/630, .022/250, .047/400, .068/250, 1/100, .22/100, .33/100, 47/100, 1/100. Total 90 caps for £3.50
- ET4** TTL pack — 5 each of: 7400, 02, 05, 10, 13, 20, 30, 47, 73, 74, 88, 90, 93, 98, 107, 121. Total 80 chips for £14.95
- ET5** 100V 12A stud mntg diodes — 10 for £2
- ET6** 2 1/2 in 8R speakers — 2 for £1
- ET7** 200V 4A Triacs — 6 for £1
- ET8** 1500µF 40V PC mntg caps, 6 for £1
- ET9** 750µF 16V axial caps — 12 for £1
- ET10** 1/2W 5% CF resistors, 20 each of these values: 2R2, 4R7, 6R8, 22R, 33R, 47R, 68R, 150R, 270R, 560R, 820R, 1k2, 1k5, 2k2, 3k3, 12k, 68k, 82k, 120k, 180k, 750k, 3M9, 5M5, 6M8, 10M. Total 500 for just £3.50
- ET11** Mains transformer, 12—0—12V 50mA, 2 for just £1
- ET12** 100 1N4148 diodes £2

STABILIZED PSU PANEL



A199 A versatile stabilized power supply with both voltage (0—30V) and current (20mA—2A) fully variable. Many uses inc bench PSU, Nicad charger, gen. purpose testing. Panel ready built, tested and calibrated. £7.75. Suitable transformer and pots £8.00. Full data supplied.

SPECIAL ETI BIRTHDAY OFFER (Aren't we nicelllll)

The above PSU, transformer, pots, heat-sink, 0—30V and 0—2A meters, switch, terminals, neon and smart cabinet to mount it all in, plus wiring diagram & info.

JUST £24.95

MIXED LED PACK

All new full spec by Micro, Fairchild, etc. Red, Yellow, Green, Amber, Clear, 3mm & 5mm. Pack of 50 ass'd £3.95; 250 £15

1W AMP PANELS

A011 Compact audio amp intended for record player on panel 95 x 65mm including vol control and switch, complete with knobs. Apart from amp circuitry built around LM380N or TBAB20M, there is a speed control circuit using 5 transistors. 9V operation, connexion data supplied. ONLY £1.50.

OP—AMP PSU KIT

A198 All parts + instructions to make a 50mA ± 15, 0, —15V supply from mains input. Only £1.95

P.C. ETCHING KIT MkV

The best value in etching kits on the market — contains 100 sq ins copper clad board, Ferric Chloride, Etch resist pen, abrasive cleaner, two miniature drill bits, etching dish and instructions. All for £4.95.

PANELS

Z521 Panel with 16236 (2N3442) on small heat sink, 2N2223 dual transistor, 2 BC108, diodes, caps, resistors, etc. 60p.

Z527 Reed relay panel — contains 2 x 6V reeds, 6 x 25030 or 25230, 6 x 400V rects + Rs. 50p.

Z529 Pack of ex-computer panels containing 74 series ICs. Lots of different gates and complex logic. All ICs are marked with type

no. or code for which an identification sheet is supplied. 20 ICs £1.00; 100 ICs £4.00

A504 Black case 50 x 50 x 78mm with octal base. PCB inside has 24V reed relay, 200V 7A SCR, 4 x 5A 200V rects, etc. 60p.

CHEAP CHIPS

- 76477 Sound IC £1.25
- Z102A RAM 8 for £3
- MK4027 a/vlt reg. 8 for £6
- uA78MG + volt reg £1.00
- uA79MG — volt reg £1.20
- 74LS112 Dual Flip-Flop 8 for £1
- 74LS111 Hexadecimal display with decode 0—9 and A—F. With data £3.50.

DEVELOPMENT PACKS

These packs of brand new top quality components are designed to give the constructor a complete range so the right value is to hand whenever required. They also give a substantial saving over buying individual parts.

K001 50V ceramic plate capacitors, 5%, 10 of each value 22pF to 1,000pF, total 210 £4.80.

K002 Extended range 22pF to 0.1. Values over 1000pF are of a greater tolerance. 10 of each value 22, 27, 33, 39, 47, 56, 68, 82, 100, 120, 150, 180, 220, 270, 330, 390, 470, 560, 680, 820, 1000, 1500, 2200, 3300, 4700, 6800, 01, 015, 022, 033, 047, 068, 1, 15, 22, .33 and .47µF PRICE £5.40

K003 C280 or similar Polyester capacitors, 10 each of the following: .01, .015, .022, .033, .047, .068, 1, 15, 22, .33 and .47µF PRICE £5.40

K004 Mylar capacitors. Small size, vertical mounting 100V, 10 each of the following: .001, .0012, .0015, .0018, .0022, .0027, .0033, .0039, .0047, .0056, .0068, .0082, .01. Total 130 capacitors PRICE £4.70

K007 Electrolytic capacitors 25V working small physical size axial or radial leads 10 each of the following: 1, 2.2, 4.7, 10, 22, 47, 100µF. Total 70 capacitors. PRICE £3.50

K008 Extended range, as above, also including 220, 470 and 1000µF all at 25V. Total of 100 capacitors. PRICE £6.35

K021 CR25 resistors or similar, miniature 1/8 watt carbon film 5%, as used in nearly all projects. 10 of each value from 10 ohms to 1M. E12 series. Total 610 resistors. PRICE £5.95

K041 Zener diodes 400mW 5%, 10 each of all the values from 2V7 to 36V. Total 280 zeners. PRICE £15.95

K051 LEDs. Pack of 60 comprising 10 each red, green and yellow 3mm and 5mm together with clips. PRICE £8.95

UHF TUNERS

GJE Sylvania F4720 Channels 21—69. Brand new, no data £3.00.


VHF TUNERS

Type P3720 (CCIR) by Sylvania. Bargain at only £3.00.

RELAY/TRIAC PANEL MKII

Z637A PCB 100 x 75mm containing a wealth of components: 2 x 12V DPDT min relays, SC1456 10A 400V triac, 555 timer, 10 x 1N4001 diodes, 2N5061 SCR, 2 x 3mm LEDs 3 x 2N3704, A's & C's — Amazing value — if bought separately, parts would cost around £8!! Our price for the panel, just £1.50

LIE DETECTOR



Not a toy, this precision instrument was originally part of an "Open University" course, used to measure a change in emotional balance, or as a lie detector. Full details of how to use it are given, and a circuit diagram. Supplied complete with probes, leads and conductive jelly. Needs 2 4 1/2 V bats. Overall size 155 x 100 x 100mm. Only £7.95 — worth that for the case and meter alone!!

1000 RESISTORS £2.50

We've just purchased another 5 million preformed resistors, and can make a similar offer to that made two years ago, at the same price!!! K523 — 1000 mixed 1/8 and 1/4W 5% carbon film resistors, preformed for PCB mntg. Enormous range of preferred values. 1000 for £2.50; 5000 £10; 20k £36

200 ELECTROLYTICS £4.00

K524 Large variety of values/voltages, mostly cropped leads for PCB mntg. 1—1000µF, 10—63V. All new full spec components, not chucked-out!!! 200 £4; 1000 £17.50

CAPACITOR BARGAINS

2200µF 100V cans 80 x 40mm dia 75p; 10/£3.50; 220µF 10V axial 5p; 100 £2.30; 1000 £16; 400 + 100µF 275V 102 = 44mm dia. 75p; 10 £8.50; 200µF 350V, 100 + 100 = 50µF 300V can 75 x 44mm dia. 49p; 10 £3; 100/£20; 100µF 25V Axial £3/100

0.33µF 50V rad. £1.50/100; £12/1000

0.47µF 50V rad. £1.50/100; £12/1000

22µF 50V rad £3/100; £24/1000

Electrolytics: 10u-40V PC mntg 25/£1.28 100/£3; 4.7u/63V PC mntg same price

1250u/25V can 10/£1.60 100/£10

1500u/40V can 10/2.20 100/£15

800u/250V can 10/£5.50 100/£44

400u/400V can 10/£8 100/£56

100u/350V, 100 + 100 = 50/300V (all in one can) 10/£5.00 100/£36.00

TOROIDAL TRANSFORMER

110mm dia x 40mm deep, 110/240V pri., Sec 18V 4A, 6.3V 1A, 240V 0.3A. Ideal for scopes, monitors, VDU's etc. Special low price £5.95

TRANSFORMERS

Mains primary, 50V 20A sec. £20.00

Mains pri. 110V 15A sec £30; 20A £40.00

DISC CERAMICS

0.22µF 12V 9mm dia. Ideal for decoupling. 100 for £2.75; 1000 £20.00

0.05µF 12V 15mm dia. 100 £1.50; 1000 £12.00

Pack of disc ceramics, assorted values and voltages — 200 for £1.00

1N4006 DIODES

Special purchase of 1.2 rects. Russian made. Packed in boxes of 300, £8.50 per box; 4 boxes £30.00; 10 boxes £75

AUDIBLE WARNING DEVICE

Solid state circuit drives high efficiency transducer to give high output. Voltage read 6—18V. Can also be driven direct from TTL or CMOS. Module size 45 x 21 x 12mm. Comprehensive data supplied £1.50

NICAD CHARGER

Versatile unit for charging AA, C, D and PP3 batteries. Charge/test switch, LED indicators at each of the 5 charging points. Mains powered. 210 x 100 x 50mm. £7.95

ULTRASONIC ALARM — £14.95

Originally made to retail at over £30, these neat units housed in a 120 x 100 x 45mm case are brand new and boxed. They work by transmission of a 40kHz beam which responds to movement by detecting the Doppler freq. shift. Mains operated with internal buzzer and provided with data, these units are excellent value at only £14.95

SOLENOIDS AND RELAYS

W821 Solenoid rated 48V at 25% duty cycle, but work well on 24V (700gm pull, 10mm travel) push or pull 27 x 18 x 15mm 56p

W822 Mains 240V ac solenoid, 10% duty cycle, push or pull 16mm travel 50 x 20 x 18mm. Only £1.50

W896 9V DC relay 500R SPCO 28 x 24 x 19, 50p

W733 11 pin plug in relay, 240V ac, 3PCO 5A contacts £2.50. Base £3.8p

W838 700R 24V 4PCO "conditional" relay 36 x 30 x 18, only 84p; 10/£7.00

W847 37R 5—10V relay, SP 3A contact, PCB mntg 11 x 30 x 20, 85p; 10/£7.50

W883 Omron LV4 mains relay, 4PCO 5A contacts, £2.50

W896 24V ac coil, but works well on 6V DC, 2 x 10A c/o contacts. Ex equip. only 80p

AMAZING! COMPUTER GAMES PCB's for PEANUTS!!

A built purchase of PCB's from several well known computer games including Battleships, Simon, Logic 5 and Starbird enable us to offer these at incredibly low prices:

'STARBIRD'

Gives realistic engine sounds and flashing laser blasts — accelerating engine noise when module is pointed up, decelerating noise when pointed down. Press contact to see flash and hear blast of lasers shooting. PCB tested and working complete with speaker and batt. clip (needs PP3). PCB size 130 x 60mm. Only £2.95

'SIMON'

The object of this game is to repeat correctly a longer and longer sequence of signals in 3 different games. (Instructions included). PCB contains chips, switches, lampholders and lamps, and is tested working, complete with speaker. Needs PP3 and 2 x HP11. PCB size 130 x 130mm. Only £3.95

'COMPUTER BATTLESHIPS'

Probably one of the most popular electronic games on the market. Unfortunately the design makes it impractical to test the PCB as a working model, although it may well function perfectly. Instead we have tested the sound chip, and sell the board for its component value: SN76477 sound IC, TMS1000 u-processor; bat clips, R's, C's etc. Size 100 x 140mm. Only £1.50. Instruction book and circuit 30p extra

'MICROVISION' Cartridges


These are a small PCB with a micro-processor chip, designed to plug in to the microvision console. Only snag is we don't have any consoles! However, they can be used as an oscillator with 4 different freq. outputs simply by connecting a battery and speaker. Tested and working (see spec with pin out data). PCB size 72 x 65mm.

ONLY 25p each!!

LOGIC 5 PANEL

Tested Logic 5 now sold out — but we have some PCB's with 10 LEDs and chip on, but no keyboard. Not tested. 50p

ELECTRO-DIAL



Electrical combination lock — for maximum security — pick proof. 1 million combinations!! Dial is turned to the right 10 one number, left to a second number, then right again to a third number. Only when this has been completed in the correct sequence will the electrical contacts close. These can be used to operate a relay or solenoid. Overall dia. 65mm x 60mm deep. Only £8.95

Also available without combination — Only £3.95

1982 CATALOGUE

... is not ready yet!!! 1981 edition is now out of print, but the big new 1982/3 edition should be ready by late March '82 — Send 75p for your copy now!!

WHOLESALE LIST

We have in stock many millions of components — we supply shops, M/O companies, Schools, Industrial Users etc. Can we supply you, too? Our quantity (100+) prices for new full spec components is very competitive. Ask for our free bulk-buyers list.

NEW CONTROL SYSTEM FOR SLR CAMERAS

Electronic shutter speed and exposure controls can now be built into single lens reflex cameras without mechanically modifying the camera bodies or lenses.

A new control system, developed by Matsushita Electrical Industrial Corporation, measures the light at a preset aperture (in less than two

milliseconds) and then sets exposure time accordingly. Control range varies from 0.0005 seconds to four seconds — dependent upon lens aperture and film speed.

Prior to the Matsushita development, it was necessary to have a light measuring device accommodated behind the main lens — calculating light intensity with the lens held wide open. ETI NEWS JULY 1975

RIDING HIGH

The next step in America's space programme is the testing of NASA's space shuttle. Landing tests are to be carried out in mid 1977. Amazingly the machine will be launched 'piggy-back' from a Jumbo 747! Several



flights will be made to ensure stability before the shuttle is actually released. Trust Americans to build the worlds largest airliner and then carry people outside it! ETI NEWS AUG 1976

Elrad: ETI Germany.....

A new edition of ETI starts this month — Elrad in Germany. The name Elrad itself means nothing and is simply an amalgamation of electronics and radio. It is being published by Heinz Heise in Hanover and is edited by Udo Wittig ETI NEWS JAN 1978

COSMOS NOW CHEAPER THAN TTL FOR MAJORITY OF DIGITAL SYSTEMS

RCA has announced further price reductions in its CD4000 range of COS/MOS integrated circuits. The reductions range from 35% to 50%. The biggest price reductions have affected the more established MSI devices of the CD4000 range, with many types being reduced by over 50%.

As a result of the price cuts, many of the popular TTL devices are currently more expensive than the equivalent COS/MOS functions.

ETI NEWS SEPT 1975

CB2B

At long last a specification has been published by the Home Office for the legalisation of Citizen's Band radio. Two frequencies will be allocated: 934.025 to 934.975 MHz and 27.60125 to 27.99125 MHz. For the 934 MHz (AM) frequencies the maximum power is 8 W (25 W ERP), 20 channels at 50 kHz channel spacing. Hand-held units are restricted to 3 W PEP. On the 27 MHz (FM) frequencies the maximum power is 4 W (2 W ERP), 40 channels at 10 kHz spacing. Frequency tolerance: ±1.5 kHz. Maximum frequency deviation: ±2.5 kHz. Adjacent channel power: -60 dB to 2uW, spurious emission less than 50 nW.

CBM AGAIN!



Right — now you've stopped staring at the picture can we proceed with this month's news. Thank you. Once again our old friends CBM have managed to get in on the act. The above watches — yes watches — represent their

long-awaited entry into the digital watch market — with the 5,000 series. All three use a common module, with the casings making for a price range of £17.50-£21.00.

ETI NEWS JAN 1977

PLAY-ALONG-WITH-RCA

Single chip I/O for video games is the laudible aim of messers. RCA. To be introduced in January the device is primarily a vertical and horizontal synching circuit designed for use with RCA's 1802 MPU. Price could well be around £12 when and if introduced into this country.

ETI NEWS DEC 1976

ETI NEWS JULY 1981

CZECH ON CALCULATOR PRICES

ETI NEWS MAY 1976

A typical dour Czech day. The rain sleets across Prague. Somewhere in the back streets well away from the patrols and the populace, Ivan scuttles into a dingy corner shop.

There, amid the Western papers and naughty mags, he spots the object of his desires.

Eyes alight he lifts the proscribed machine from the rack, and carries it reverently to the counter, behind which stands the owner.

"How much?" he stammers, hands shaking.

"Novus 650 comrade? To you, £172. Crossed the border this morning right under the army's noses," he looks around furtively, and leans across the counter, whispering.

"Interested in the REAL thing eh comrade?" Ivan nods. The man reaches below the counter and produces a battered show box. Ivan's eyes are wide by now, riveted to the lid as it lifts. Inside lies a full frontal scientific, a HP 45.

Ivan faints.

Now before you dismiss this as merely the alcoholic follies of the ETI staff, following a party, let us inform you dear reader, that whilst we may be guilty of slight embroidery, our flight of fancy is based on fact.

It seems our Eastern friends consider pocket calculators to be highly prized items, and will pay vast sums to acquire them. What would cost you or I £7, our Ivan would need £172 to own. For that HP 45 you could possibly get a weekend with Siberian Sue, belle of the Balkans.

The reason behind this black marketing and smuggling is that calculator ships are not produced behind the ferric curtain and the machines are banned from importers lists by the governments, to preserve foreign exchange as their value is so high.

I wonder how they count it?

FOUR CHANNEL DISCS

In the UK the EMI group have announced plans to release quadraphonic discs — using the CBS developed 'SQ Matrix' system — in April.

The company claims that the new discs will be fully compatible with existing stereo equipment.

ETI NEWS APRIL 1972

COMPUTER 'ON A CHIP' WITH CASSETTE TAPE

A new byte-orientated micro-computer with its own in-built cassette tape backing storage has been produced by Computer Electronics Ltd, of Saffron Walden, Essex, as part of its range of cassette tape data systems.



Believed to be one of the first 'processors on a chip' computers to be developed in this country, the complete computer fits on one of the company's standard printed circuit cards. ETI NEWS AUG 1973

CALLING ALL K9s,
R2D2s, ROBBIES,
C3POs, MICROMICE
etc, etc.....

ETI is very keen in getting a robot dialogue going.

Anyone out there on the other side of the printers ink interested in robotics, especially anyone actually building robots - of WHATEVER complexity - should contact us here at ETI.

If possible how about some photographs of your machines? They may well be in line for an appearance in ETI. So come on, lets be hearing from you - ALL of you - take pen in hand (or get the robot to do it) and write to

The Editor,
ETI Magazine,
145 Charing Cross Road,
London WC2.

Mark your envelope
"ROBOTS"

So we can deal with it
with our usual
machine-like efficiency.

ETI NEWS NOV 1979

TV GAMES LSI CHIP AVAILABLE SOON

Rumours have been abounding for about a year now that an LSI chip for television games was being developed.

We now have definite news that Logic Leisure, a British Company, have produced a chip which will produce four TV games, with two variations on each, giving eight permutations. There is score and sound facility. Type number is not yet known but the chip is suitable for both 625-line, 50Hz and 525-line, 60Hz.

It is hoped that the chip will be on sale in October and the price tag is going to be in the £10-£12 range (plus VAT). U.K. distributorship is in the hands of Television Sprints Co. Ltd., 6 Half Moon Street, Mayfair, London, W1Y 7RA.

ETI NEWS AUG 1975

brief news

NASA have received weak signals from Skylab for the first time in four years. The possibility of sending it deeper into space is being considered. . . .

★ A study by the American National Institute for Occupational Safety and Health (NIOSH) has concluded that VDUs in use in the offices of the New York Times are not responsible for cataracts developed by two copy editors working there. . . .

ETI NEWS SEPT 1978

Hitachi MAGIC

Hitachi have developed an experimental colour video camera combined with a video tape recorder — provisionally christened the 'MAG Camera'. Using high density recording techniques, the combination is little bigger than an 8 mm cine camera. The cassette, using 1/4" tape, is almost as small as an audio cassette and allows two hours of recording/playback. The complete unit weighs only 2.6 kg, including a rechargeable battery pack. Watch this space for news on development of the MAG Camera.



ETI NEWS JAN 1981

From a firm called James Niell comes the Micro 2000 to rise into our News Digest with carefully measured precision. This instrument gets our vote for the best innovation of the year already! A digital *micrometer* no less.

As you can see from the picture, it actually reads out a measurement in seven-segment format. Goodbye verniers. It has so many features and advances, it is perhaps best simply to list them.

Accuracy to ± 0.002 mm., with a 'constant force' spindle and self-calibration facility. As soon as it is switched on, the 2000 self zeros.

The zero reset means that it can be used as a comparator against a known standard, and variations from that can

BRITISH? PRECISELY!



be read directly. Also in awkward situations, the instrument can be

zeroed, utilised, and then removed to be read. ETI NEWS JUNE 1977

Sat 54

Well, it was Satcom 3 actually, but the plot is reminiscent of that old, old American telly series. The Car 54 in this case, however, was an RCA communications satellite, last heard of in December, 22,000 miles above mother Earth.

If anyone finds a communications satellite answering to the name of Satcom 3, send it to RCA, not us. Mind you, if it has gone up in a puff of smoke, it has probably burned up on its way back to Earth. NASA quick to assure us that it won't cause another Skylab incident. So, you needn't dust off your anti-Skylab umbrella, yet.

ETI NEWS MARCH 1980

HP AT A (CALCULATED) LOSS;

Hewlett-Packard — renowned for their up-market calculators, are apparently running this section of the business at a loss. Equipment and other activities are keeping them in the black, and H.P. cite the delays occurring on the introduction of new models as the cause for this. Also named as a culprit is "severe price erosion in the pocket calculator marketplace". Pick the bones out of that ye rivals of the beast.

ETI NEWS NOV 1976

CEEFAX AND ORACLE SYSTEMS COMBINED

The BBC and IBA, together with BREMA and the Broadcasting Department of the Home Office have agreed on a unified system of data broadcasting.

Until now the BBC have been working on CEEFAX, the IBA on ORACLE. Both systems allow a TV viewer to select at will from a number of different 'pages' of information and put these onto his screen.

ETI NEWS JULY 1974

Text To Talk

Kurzweil Computer Products of Cambridge, Massachusetts has developed a machine to turn written text into speech.

The machine contains an optical scanner, a small computer, a small synthesiser and a loud-speaker unit.

The page to be read is placed over the scanning unit which then converts the written text to digital signals for the computer. The computer then converts them into sound

ETI NEWS APRIL 1980

junk calls

From the land that brought us Muzak and MPUs comes the Junk call — the same as Junk mail but verbal! A machine is being used to dial up to 1,000 numbers a day and make a pre-recorded sales pitch, unlike junk mail there is no way of knowing when the call will be junk or not. By dialling up numbers from 0001 to 9999 the machine annoys everybody who answers on a particular exchange, even if you hang up

it holds the line open until the pitch is finished — this has caused emergency calls to be delayed in some cases.

Ten states are considering legislation to curtail the activities of the machines. However they intend to exempt charities, pollsters and politicians. Some people want an electronic 'no thanks' sign to be developed, although nobody is quite sure how it would work. What next?!

ETI NEWS SEPT 1978

★ A computer system capable of controlling the lighting and heating in up to one hundred buildings has been set up in London by Honeywell. The system, called BOSS, is the first of its kind in the UK . . .

ETI NEWS MAY 1978

ELECTRONICS ENGINEERS' SALARIES FALL BEHIND

The 'Survey of Salaries', published by the Management Survey Centre this August, shows that the salaries of electronic engineers working for large companies have stagnated whilst other engineers' salaries have increased. Senior chemists have done best - their salaries have increased 3-4 times more quickly than the average.

For a senior professional in development (with major responsibilities) the median salary is £4,174; for electronic engineers in particular the median at this level is £3,720.

ETI NEWS OCT 1973

ANRS INTEGRATED INTO A SINGLE IC CHIP

In 1972, JVC first introduced their Automatic Noise Reduction System (ANRS) into their top-range cassette decks. Since then, ANRS has been incorporated into a wide range of tape decks. Recent improvements however, in cassette deck quality and the possibility of "noise-reduced" FM broadcasts have meant improvements in the quality of noise reduction systems and the application of these systems to components other than cassette tape decks.

To meet these new requirements, JVC has recently completed the development of the ANRS IC.




ETI NEWS OCT 1975

A Preview from the Next Issue of

AMBIT
INTERNATIONAL'S

WORLD of RADIO & ELECTRONICS

CONCISE PARTS CATALOGUE



The **LOWEST PRICE**
Full-Spec. NICADS
in the UK



	D	C	AA	PP3
1-9	£3.05	£2.35	£0.80	£3.70
10-49	£2.85	£1.99	£0.74	£3.50

Prices for 50 or more on application.

Prices exclude VAT

Postage & Packing 50p per order.

Send your orders to: Ambit International
200, North Service Road,
Brentwood,
Essex CM14 4SG

Don't Forget to Use Your
WR&E Discount
Vouchers


HI-FI
TV
VIDEO

HY-TEK ELECTRONICS

DISCO
IN-CAR
CB



HY-TEK PA150 A multi purpose mixer-amp. delivers 150 watts into 4ohms, fully open and short circuit proof. There are 4 i/p channels with mic/line selection on each. The pre amp has facilities for connecting an echo unit, also featured are BASS and TREBLE controls, a slave socket and a master volume.
Hy-Tek Special Offer Price only £79.90 (p&p £2.50)
Slave version available £59.90 (p&p £2.00)



DISCO MIXER
Hy-Tek knockdown
price £94.99
(p & p £2.00)

5-channel stereo disco mixer with 7-band graphic equaliser built in, i.e.d. display, headphone monitor, cross fade and mic. over-ride controls. And many other features.



World's most versatile alarm chrono-graph watch Casio AX210

Alternative displays over 60 useful functions. Continuous display of hrs, mins, seconds, am/pm, date, day Auto calendar set at 28 days for February Accuracy ± sec./month
Price £27.90 (p&p £1.00)



HOWLAND WEST MX750
4-channel STEREO DISCO MIXER

Switchable phono/line i/ps. Cross fade on decks. P.F.L. on deck i/ps. Master volume control. Mains operated.

£59.90 (p & p £2.00)



HOWLAND WEST MX850
STEREO GRAPHIC EQUALIZER

7 band/channel. Tape monitor button. 12DB boost and cut (each band). Mains operated.
£59.90 (p & p £2.00)



HOWLAND WEST MX950
MICROPHONE MIXER

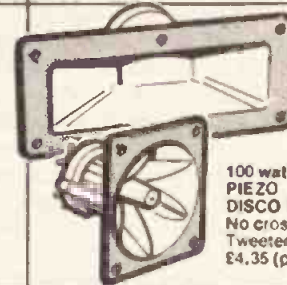
Mains Operated
6 mic i/ps. 2 stereo line i/ps. Slide volume control for each. Stereo/mono control output. £59.90 (p & p £2.00)



HYTEK DM404 HIGH QUALITY DISCO MIXER
2 x turntable i/ps. 1 x tape i/p. Mic i/p with separate Bass and Treble.
Headphone monitor facility. £34.90 (p&p £1.50)
Requires power supply (30V-50V DC). Suitable power supply available £5.99 (p&p 75p)

SHARP RT 10 STEREO CASSETTE DECK

L.E.D. V.U. meters, Dolby system, metal and chrome facilities, and a soft eject system plus sound quality you would expect from the Sharp company.
HY-TEK SPECIAL OFFER £49.95
(p&p £2.00)



100 watt PIEZO FLAIRED HORN
No crossover. Low distortion. £8.90 (p & p free)


100 watt PIEZO DISCO HORN
No crossover. Tweeter. £4.35 (p & p free)

DISCO & P.A. EQUIPMENT

140W Disco with Flexi Lights £249.99
120W Disco (without lights) £199.99
180W Double 12" Cabinet (pair with Goodmans 12" & Piezo Tweeters) £174.99
90W Single 12" Cabinet (pair) with Goodmans 12" & Piezo Tweeter £109.99
250W Slave Amplifier £94.99 (p&p £2.95)
500W Slave Amplifier £244.99 (p&p £4.50)
Digital Echo Unit £78.99 (p&p £1.95)
LC3003 CHNL Sound Chaser £34.99 (p&p £1.50)
Mono Headphones with mic. Boom £12.99 (p&p £1.25)
Condensator Microphone/Dual Impedance £12.99 (p&p £1.25)
Sound Effects Generator (57 different sounds) £39.99 (p&p £1.25)
3 Channel Rope light fitted with 8 pin Bulging Plug 21ft long £44.99 (p&p £2.00)

GOODMANS LOUDSPEAKER CHASSIS

6" 60W General Purpose £10.90 (p&p £1.50)
12" 90W General Purpose £24.99 (p&p £2.00)
12" 120W Disco Speaker £29.99 (p&p £2.00)
18" 230W Bass Speaker £65.99 (p&p £4.00)
High Quality Dome Tweeter 2kHz-22kHz £7.99 (p&p £1.00)
Crossover Network 2 Way 100W £4.99 (p&p £1.00)
3 Way 100W £5.99 each



BSR Chassis
Fitted with stereo ceramic cartridge exceptional quality, great value, single play or automatic decks available.
Single play £14.99
Auto play £15.99
(p&p £1.50)

MISCELLANEOUS ITEMS

240V - 110V Converter Transformer
100W Type £8.99
240 - 110V Converter Switching
1000W Type £10.99
(p&p £1.00 each)
Atari 2600 Video Computer Game including Combat Cartridge £89.99 (p&p £2.50)
*Wide Range of Atari & Activision Cartridges Available P.O.A.
Pair of quality stereo mics suitable for most music centres & cassette decks supplied with ¼ & 3.5mm jacks £14.99 (p&p £1.25)

CB EQUIPMENT RIGS

Fidelity 1000 40 ch UK Legal £59.99
Fidelity 2000 40 ch UK legal £79.99
Rotel RVC 230 40 ch UK legal £79.99
(p&p £2.00 each)
Tristar 777 CB27/81 40 ch UK legal rig capable of 120 ch. AM/FM USB LSB 5KC £199.99
Coil 610 CB27/81 40 ch. UK legal rig capable of 120 ch. AM/FM £115.99
Beta 1000 Slimline 40 ch. UK legal £69.99
Beta 2000 Slimline 40 ch. UK legal £79.99
Beta 3000 Slimline 40 ch. UK legal £89.99
with Channel 9 Priority (p&p £1.50)
all rigs supplied with Mic & Fixing Kits

CB ACCESSORIES

SWR Meter £7.99 (p&p 75p)
SWR Antenna Matcher/Power Meter £17.25 (p&p £1.00)
Patch Lead £1.99 (p&p 40p)
Mobile Aerials
Magnetic Mount £11.99 (p&p £1.00)
Boot Lip Mount £10.99 (p&p £1.00)
Antenna Matcher £5.99
Slide Mount £5.99 (p&p £1.00)
Power Supplies (13.8V Stabilised)
3A £12.99 (p&p £1.90)
5A £15.99 (p&p £1.90)



FOR MAIL ORDER

For mail order just add postage and packing (all prices include VAT) and send PO/Cheque made payable to Hy-Tek Electronics, or phone stating Access/Barclaycard Number (Dalston address)



48 Dalston Lane,
London, E8
Tel 01-249 4814
Open 10am to 6pm Mon-Fri
9.30am to 5.30pm Sat

ALL OFFERS ARE SUBJECT TO AVAILABILITY

THE MUSIC MAKERS

TAKE ADVANTAGE
OF THE HY-TEK
PRICE POLICY

AUDIOPHILE

Soon burglars won't be bothering to nick your whole hi-fi; they'll just take the cartridge. This month Ron Harris reviews two new pickups, one with a gemstone cantilever and the other a work of modern art.

News just in of a new piece of British circuitry genius. This is a new protection circuit, soon to be added to a famous manufacturer's product, which is claimed to make an amplifier totally invulnerable electrically.

Totally in this case means "even from 240 V mains at input or output". Ultra-fast relays are set at the output and on the supply lines to the PCB. These are driven from the new circuit, which has as its final stage a voltage amp with an incredibly high slew rate. This ensures a high speed of operation for the relays.

Out Of Phase

The protection circuit operates like this: if an amplifier is suddenly faced with a massive input signal, the ratio of the feedback signal to input will drop dramatically. A comparator senses the change and a 'low-feedback' signal is generated. This by itself is sufficient to trip the supply relays, so that the overload cannot be passed on to the output stages, thus destroying them — and probably the speakers.

A second block within the circuitry watches the supply rails and any surges which are outside the requirements of normal drive will trip the protection circuit, since this is a "low-feedback likelihood situation" as the designer puts it. Great play is made of the fact that the music signal and the feedback voltage are in anti-phase at the point of comparison, so no interaction within the buffer is likely. 'Anti-phase reset', as it is called, thus introduces no colouration. Hence the protection reset of the relays can occur either in the case of low feedback-to-signal ratio, or in event of an "overload likelihood". I suppose this is where the somewhat pompous title of the circuit is derived — Anti-Phase Reset In Low Feedback (Or Overload) Likelihood.



Shure MV30HE

A dedicated offshoot of the renowned V15 IV design, the MV30HE is for use in the SME Series III or IIIS only. The cartridge is built into a SME carryarm such that no headshell is used, or needed.

The moving components are those of the V15, save that no damper is provided. The cartridge body is all new, however, and quite a few problems it must have given them getting the coils and poles into a body as slim as this. The design is so arranged that the point of bearing intersection and the stylus line up parallel to the record. This will tend to aid stability in the replay of warped records.

As in the V15 a hyperelliptical stylus is used, which will give lower distortion results than either a spherical or elliptical tip. Tip mass is commendably low and output level is on a par with the V15 IV.

Once fitted into the SME the MV30HE looks very smart indeed and is visually extremely classy!

Testing an Armful

In the lab the MV30HE had an easy time passing just about every test. It tracks as well as the V15 IV and measures slightly better. There is no higher technical accolade than that. The LF resonance came out — surprisingly — at around 16 Hz, a little higher than optimum in my opinion. Best values are somewhere around 10-12 Hz so as not to affect extreme LF reproduction. Best tracking was obtained at around 1.0 g. and no improvement was forthcoming for increased force.

Frequency response was boringly perfect at 20 Hz — 20 kHz \pm 1.3 dB with a separation figure of 27 dB at 1 kHz. Compliance measured very high at 34 cu, so only the smallest damping paddle is required. It is required however — see later.

Instructive Stuff

The instruction booklet is worth a special mention. It is a straight 'copy' of the SME style, right down to the little diagrams with ticks and crosses for right and wrong answers. Some sort of deal has been struck here, methinks!

One point that I just have to mention here; I could not,

At long last Quad have released their new tuner, the FM 4. It was shown for the first time at the Audio 82 exhibition in Swiss Cottage recently. Designed to match the Quad 44 control unit (preamp to the rest of us) the FM - only unit has digital tuning and seven pre-set stations. Programme locations are stored in memory.

A tuning knob has been retained in preference to a set of push-buttons, since Quad say it is easier to use.

Brief Specification:

Full limiting	1 V	IF Rejection	100 dB
S/N (1 V Input)	7 dB (stereo)	AM Suppression	60 dB
Distortion (1 KHz)	0.15%	Image Rejection	80 dB
Capture Ratio	2.5 dB	Crosstalk (1 KHz)	40 dB

The MV30HE set up in a Series III. About the best looking piece of hi-fi you'll ever see. As the compliance is very high only the smallest damper paddle is required, despite the lack of dynamic stabiliser (as fitted to V15 IV).



in any circumstances, get the arm to balance out using the recommended mixture of weights and spacers in the SME. Despite Shure patiently showing me the same arm set up perfectly in *their* Series III, would it balance once I left the factory? It would not!

I would be most interested to hear from any MV30HE purchaser as to balance requirements. I agree the total mass is 11.8 g but I'll be damned to an eternity of music centres playing Barry Manilow before I'll agree that an MV30HE balances in an SME Series III with four weights and six spacers.

Down To Sound

I suppose the obvious comparison with the MV30HE must be the V15 IV. So, as I'm getting old and predictable (I *still* hunger after Felicity Kendal...) that was the first pickup against which I auditioned the unit. Frankly, I had expected to discern no difference, and initial tests confirmed this to some degree. However, having settled in at home with my own system around me and the reassuring brandy in hand, subtle differences began to manifest themselves. The MV30HE has a more coherent sound — the mid-range is more open under close examination and the bass is 'cleaned-up' and tighter, if a little more prominent. These are exactly the changes to be expected from a unit which simply matches the arm better, but has a higher resonance. Which, of course, if I'd thought about, is exactly the MV30HE/V15 IV relationship. Serves me right for being so sure of myself!

In comparison to the market as a whole, the MV30HE/SME pickup stands well-up with the best. The damper is not significantly missed, provided the SME paddle is employed. Leave it off and boom is liable to result, as is a certain lack of stability on warped records. A limited application, then, but a very creditable performance and one which will compete with Shure's own V15 IV. After all, if you've got an SME and were contemplating a V15 IV, the MV30HE is a better bet all around. It is no more expensive than the V15 IV with a CA1 arm to hold it and it provides a cleaner, more refined performance. All in all, a nice touch Shure. Whither goest thou now?

Dynavector Karat Ruby

Both this month's cartridges are unusual in their own way; Dynavector's Karat is notable for its gemstone cantilever. This 2.5 mm long piece of single-crystal ruby is cut with a laser to accept the stylus (diamond) and then allowed to cool, thus fixing the stylus in place. The length is remarkably short, since Dynavector say that the less material the stylus information has to pass through, the higher will be the fidelity of the output.

Wave propagation through a medium is something not many of us take up as a hobby, but someone down at Dynavector must have it all well sussed! Apparently this equation:-

$$\frac{EI}{m} \frac{\partial^4 y}{\partial x^4} + \frac{\partial^2 y}{\partial t^2} - \rho \frac{EI}{m} \left(\frac{1}{E} + \frac{\gamma}{G} \right) \frac{\partial^4 y}{\partial x^2 \partial t^2} + \frac{\rho^2 \gamma}{mG} \frac{\partial^4 y}{\partial t^4} = 0$$

$$C_B = \alpha \sqrt{2\pi f} \left[1 - \frac{1}{4} \beta \frac{2\pi f}{\alpha^2} + \frac{1}{4} \delta (2\pi f)^2 + \dots \right]$$

where E = Young's modulus; I = secondary moment of section area; G = shear modulus; m = mass per unit length of a cantilever; ρ = density of the cantilever material; x = distance from the end of the cantilever; y = flexural displacement of the cantilever; r = constant; t = time.

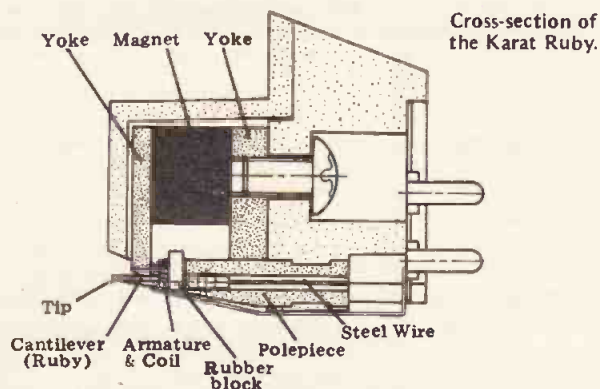
sums up the vibrational behaviour of a cantilever under dynamic conditions. It can also be used to prove that rigid materials, such as ruby and diamond, make for better cantilevers than boron, beryllium and the rest.

(There is a 'big brother' to the Ruby, which has a diamond cantilever and costs around £450 as opposed to the Ruby's £100. If I can persuade the ever-helpful Dynavector into lending one I hope to report on the differences soon. Maybe if I say "please" ... ?)


Temperate Zones of Test

Another piece of original thinking has gone into solving the problem of temperature dependence and damping material. The only rubber used in the Karat is to prevent the cantilever taking its jewelled self up into the body whilst playing records. Normally the pivot damping in a cartridge is accomplished by a rubber block and this is prone to suffer from changes in temperature and slow deterioration as it ages — the Karat suffers neither of these weaknesses.

In fact, due to the short rigid construction of the cantilever, the Ruby requires no damping at all.



Under test the Karat showed a ruler flat response from 100 Hz to 30 kHz of under ± 0.5 dB! It was only 1 dB down at 30 Hz and separation measured an excellent 24 dB at 1 kHz and a more than adequate 18 dB at 20 kHz. Stylus resonance fell at 49 kHz and in the SME Series III (what else?). LF resonance was well placed at 12 Hz, below audibility and above warps.



Tracking was exemplary for a moving-coil unit — at 1.75 g it tracked all my test bands perfectly; the first moving coil to do so. Bias was set for 2.0 g, a high value, but one that worked well. In actual use the Karat was never caught out by any recorded information.

If at this point you're looking around the pages in search of the usual response graphs, don't bother — I haven't included any. If you really want to see a straight line, go buy a ruler. Dishearteningly disappointing for us cynics.

Listening Out

As the Karat Ruby matches the SME Series III so well, it was left in that arm all through the listening test. One brief excursion into a Linn Itokk showed the two to be completely incompatible in my opinion, as the sound stage broke up and the bass became so loose as to be positively flapping! Strange that, as both are capable of much better and there is little on paper to point to such obvious mutual abhorration.

The loudspeakers used were my trusty KEF 105 II's fed by a variety of amplification from Crimson, Monogram and Trio. Source equipment remained at Thorens 160S/SME III throughout.

On the very first LP side I played with the Ruby it was obvious that here was something special. The sound is so detailed and open, with such tight control of the bass that it makes you sit up and take notice of the music. This is a cartridge that will be much appreciated by reviewers, as it is so easy to listen *through* for long periods.

In fact there is little I can say against the Karat. It is a trifle recessed — I cannot account for this impression from the lab results, however, but it remains a definite impression — but is so relaxed and balanced a sound that none but the most obnoxious could find aught to quibble with. The sound quality reminded me greatly of the Ortofon MC30, but with greater resolution of complex passages and a more extended bass end.

At around £100 the Karat Ruby is an excellent bargain. Even accounting for the required step-up device, this pickup is required listening for anyone in the market. I have no hesitation in saying that it out-performs many units costing much, much more and will give more musical pleasure than just about any other cartridge I know.

Mind you, I haven't heard the Karat Diamond yet... but can it *really* be worth £350 more? On this evidence I would doubt it! (Pause while Dynavector work out whether this is a compliment or an insult...)

ELECTRONIC IGNITION

Makes a good car better



As a
KIT
or
READY
BUILT

TOTAL ENERGY DISCHARGE electronic ignition gives all the well known advantages of the best capacitive discharge systems.

PEAK PERFORMANCE — higher output voltage under all conditions.

IMPROVED ECONOMY — no loss of ignition performance between services.

FIRES FOULED SPARK PLUGS no other system can better the capacitive discharge system's ability to fire fouled plugs.

ACCURATE TIMING — prevents contact wear and arcing by reducing load to a few volts and a fraction of an amp.

SMOOTH PERFORMANCE — immune to contact bounce and similar effects which can cause loss of power and roughness.

PLUS

SUPER POWER SPARK — 3½ times the energy of ordinary capacitive systems — 3½ times the power of inductive systems.

OPTIMUM SPARK DURATION 3 times the duration of ordinary capacitive systems — essential for use on modern cars with weak fuel mixtures.

BETTER STARTING — full spark power even with low battery.

CORRECT SPARK POLARITY unlike most ordinary C.D. systems the correct output polarity is maintained to avoid increased stress on the H.T. system and operate all voltage triggered tachometers.

L.E.D. STATIC TIMING LIGHT for accurate setting of the engine's most important adjustment.

LOW RADIO INTERFERENCE fully suppressed supply and absence of inverter 'spikes' on the output reduces interference to a minimal level.

DESIGNED IN RELIABILITY an inherently more reliable circuit combined with top quality components — plus the 'ultimate insurance' of a changeover switch to revert instantly back to standard ignition.

IN KIT FORM

It provides a top performance electronic ignition system at less than half the price of competing ready-built systems. The kit includes everything needed, even a length of solder and a tiny tube of heatsink compound. Detailed easy-to-follow instructions, complete with circuit diagram, are provided — all you need is a small soldering iron and a few basic tools.

AS REVIEWED IN

ELECTRONICS TODAY INTERNATIONAL June '81 Issue
and EVERYDAY ELECTRONICS December '81 Issue

FITS ALL NEGATIVE EARTH VEHICLES,

6 or 12 volt, with or without ballast

OPERATES ALL VOLTAGE IMPULSE TACHOMETERS

Some older current impulse types (Smiths pre '74) require an adaptor —
PRICE £2.95

STANDARD CAR KIT £ 14.85

Assembled and Tested £ 24.95

TWIN OUTPUT KIT £ 22.95

For MOTOR CYCLES and CARS with twin ignition systems

Assembled and Tested £ 34.70

PLUS
£1.00
U.K.
P. & P.
Prices
include
VAT.

ELECTRONIZE DESIGN

Dept. D, Magnus Road, Wilnecote

Tamworth, B77 5BY

Phone: (0827) 281000



VISA

DIMENSIONS:

Length 12.6 cm
Width 8.9 cm
Height 4.3 cm
Lead length 100.0 cm

TECHNICAL DETAILS

The basic function of a spark ignition system is often lost among claims for longer 'burn times' and other marketing fantasies. It is only necessary to consider that, even in a small engine, the burning fuel releases over 5000 times the energy of the spark, to realise that the spark is only a trigger for the combustion. Once the fuel is ignited the spark is insignificant and has no effect on the rate of combustion. The essential function of the spark is to start that combustion as quickly as possible and that requires a high power spark.

The traditional capacitive discharge system has this high power spark but, due to its very short spark duration and consequential low spark energy, is incompatible with the weak air/fuel mixtures used in modern cars. Because of this most manufacturers have abandoned capacitive discharge in favour of the cheaper inductive system with its low power but very long duration spark which guarantees that sooner or later the fuel will ignite. However, a spark lasting 2000µs at 2000 rev/min. spans 24 degrees and 'later' could mean the actual fuel ignition point is retarded by this amount.

The solution is a very high power, medium duration, spark generated by the TOTAL ENERGY DISCHARGE system. This gives ignition of the weakest mixtures with the minimum of timing delay and variation for a smooth efficient engine.

SUPER POWER DISCHARGE CIRCUIT A brand new technique prevents energy being reflected back to the storage capacitor, giving 3½ times the spark energy and 3 times the spark duration of ordinary C.D. systems, generating a spark powerful enough to cause rapid ignition of even the weakest fuel mixtures without the ignition delay associated with lower power 'long burn' inductive systems.

HIGH EFFICIENCY INVERTER A high power, regulated inverter provides a 370 volt energy source — powerful enough to store twice the energy of other designs and regulated to provide sufficient output even with a battery down to 4 volts.

PRECISION SPARK TIMING CIRCUIT This circuit removes all unwanted signals caused by contact volt drop, contact shuffle, contact bounce, and external transients which, in many designs, can cause timing errors or damaging un-timed sparks. Only at the correct and precise contact opening is a spark produced. Contact wear is almost eliminated by reducing the contact breaker current to a low level — just sufficient to keep the contacts clean.

TYPICAL SPECIFICATION

	TOTAL ENERGY DISCHARGE	ORDINARY CAPACITIVE DISCHARGE
SPARK POWER (PEAK)	140 W	90 W
SPARK ENERGY (STORED ENERGY)	36 mJ 135 mJ	10 mJ 65 mJ
SPARK DURATION	500 µs	160 µs
OUTPUT VOLTAGE (LOAD 50pF EQUIVALENT TO CLEAN PLUGS)	38 KV	26 KV
OUTPUT VOLTAGE (LOAD 50pF + 500 KΩ EQUIVALENT TO DIRTY PLUGS)	26 KV	17 KV
VOLTAGE RISE TIME TO 20 KV (Load 50pF)	25 µs	30 µs

TOTAL ENERGY DISCHARGE should not be confused with low power inductive systems or hybrid so called reactive systems.

C.T. ELECTRONICS (ACTON) LTD.

Registered in England 1179870

267 & 270 ACTON LANE, LONDON W4 5DG. Telephone: 01-747 1555
Telex 291429 01-994 6275

9.30 a.m. - 6 p.m.
MON. SAT.
CONTINUOUS

ALUMINIUM BOXES:	
AB7 5.25x2.50x1.50in. (133x63.5x38.1mm)	88.98
AB8 4x4x1.50in. (101.6x101.6x38.1mm)	£1.98
AB9 4x2.25x1.50in. (101.6x57.2x38.1mm)	£1.98
AB10 4x5.25x1.50in. (101.6x133.4x38.1mm)	£1.12
AB11 4x2.50x2in. (101.6x63.5x50.8mm)	£0.98
AB12 3x2x1in. (76.2x50.8x25.4mm)	£1.70
AB13 5x4x2in. (127.0x101.6x50.8mm)	£1.30
AB14 7x5x2in. (177.8x127.0x50.8mm)	£1.84
AB15 8x6x3in. (203.2x152.4x76.2mm)	£1.98
AB16 10x7x3in. (254.0x177.8x76.2mm)	£2.10
AB17 10x4.50x3in. (254.0x114.3x76.2mm)	£2.28
AB18 12x5x3in. (304.8x127.0x76.2mm)	£2.52
AB19 12x8x3in. (304.8x203.2x76.2mm)	£3.04

BLACK PLASTIC BOXES	
75x50x25mm	65p
80x60x40mm	52p
90x70x40mm	55p
115x75x30mm	50p
110x90x45mm	£1.18
170x100x50mm	£1.85
200x120x80mm	£3.98

BLUE REXINE COVERED ALUMINIUM BOXES	
RB1 6x4.50x2.50in. (152.4x114.3x50.8mm)	£1.98
RB2 8x5x3in. (203.2x127.0x76.2mm)	£2.52
RB3 9x5x3.50in. (228.6x127.0x88.9mm)	£2.72
RB4 11x2x4in. (279.4x152.4x101.6mm)	£3.14
RB5 11x7.50x4.50in. (279.4x190.5x114.3mm)	£3.98

SEMICONDUCTORS

We of course carry a full range of transistors, diodes, CMOS, TTL, Linears, Triacs, Thyristors and other devices but lack space to print long boring lists. Suffice to say we will beat most of our competitors on price, availability and quality of product.

The following are available in enormous quantity, generous trade discounts are offered:

BC184L - BUY69C - BFR87 - ZTX342(npn) - ZTX542(pnp)
BY208. Our price 2.00p - 2N3373. Our price 1.80p
74LS Series TTL

The following numbers are held in quantity. Maximum savings.
LS01...02...10...11...30...73...75...76...138...175...
.192...193...221...251...273...290...293

Standard TTL
7401...02...04...05...15...20...25...75...86...123...
452.

Heatsinks
Redpoint TV4 (for TO-220 package)..... 15p ea. discount on qty.
TO5 tpe (50°C/W)..... 8p ea. discount on qty.

RELAYS

CONTINENTAL
By Omron, Verley, Siemens etc. 2 PCO..... 85p ea.
4PCO..... 100p. Bases 20p

SUBMIN POWER, 5A contacts, small physical size. 4PCO
100p, bases 25p

POWER RELAYS. Plug in octal and 11-Pin 2 and 3 PCO types with 7½ Amp contact ratings. By Schrack, B&R Omron, etc.
Only 2.00p ea.

ZETTER LOW PROFILE (Type AZ5 and 6)
Just in, a large quantity of 'flat pack' relays in standard, heavy duty and latching types. We can offer these at a fraction of list price in many coil voltages and contact arrangements. Full data supplied on request. Send SAE or ring for list.

DIL Relays
Form A..... Only 1.00p ea.

SWITCHES

Special offers include:

ILLUMINATED
Licon 01-800 push fit 2PCO switches. Separate bulb contacts (T¼ flange) 5A rated contacts, lenses included. Latching or momentary action..... Only 1.50p

MATCHING INDICATORS..... 60p ea.
Attention: Licon stocks rapidly diminishing - BUY NOW and SAVE.

ROCKER
Illuminated mains rocker switches, 16A contacts
DPST. Red, push fit, 26x30mm standard type..... 75p
SPST. Amber, push fit, 14x30mm standard type..... 30p

ROTARY
1P12W, 2P6W, 3P4W Lortin type..... 50p ea.
2P11W Elma gold plated adjustable. High quality..... £1 ea.

MICRO
V3 roller, arm or standard..... 40p ea.
V4 roller, arm or standard..... 50p ea.

DIL
4xDPDT, 5xDPDT, gold contacts, by ERG & CTS, only..... 80p

Industrial type 2 Pole 12A/600VAC..... £1.50
8 Pole 10A/380VAC..... 3.00
10 Pole 12A/600VAC..... 3.00

CABLE

Our cable stock must be seen to be believed, so it is impossible to list it all. ELECTRICIANS... buy our 2.5mm² for only £6/100 and 1.5mm² only £5/100. VIDEO CABLE. UR75 75Ω Coax Mil spec. only £20/100. BELDEN CABLE. Hook up wire in 24, 20 and 18 AWG. Super prices. MAINS CABLE in 0.5mm², 0.75mm², 1mm², 1.5mm². T.V. DOWNLEAD, excellent rates for 100m. MULTICORES of all types. RIBBON CABLE. We've got it. Why not see for yourself.

CONNECTORS

RF CONNECTORS
BNC Plug (50R or 75R)..... 50p
BNC Line socket..... 50p
BNC Chassis socket

Flange..... 45p
SHF..... 45p
PL259 Plug..... 40p
Reducer..... 14p
SO239 Flange Chassis socket

..... 40p
PL258 Double socket..... 50p
PL259 to BNC (male) adaptor

..... 1.20p
PET100 plugs..... 50p
PET100 Chassis socket..... 50p

N-Type Plugs (Amphenol)..... 75p
N-Type Chassis sockets (SHF Amphenol)..... 75p

MULTIWAY CONNECTORS
We carry good stocks of new and bargain priced used D-Series rectangular connectors from 9 to 50 way.

Example:
New D15 socket..... 60p
New D9 plug..... 60p

AUDIO CONNECTORS
We stock all types of jack, phone and DIN plugs too numerous to list, phone for details. In professional types we have:

CBC Type ring locking multiway connectors fashioned in heavy duty nickel plated steel with cable clamp. In 2, 3, 4, 5 and 6 way

..... Only £1.00 per pr.
Switchcraft XLR Series, the professionals choice:

A34M 3 pin free plug..... 1.20p
A3F 3 pin free skt..... 1.32p
D3M 3 pin chassis plug..... 1.10p
D3F 3 pin chassis skt..... 1.60p

FUSES: 20mm QB 7p. AS 10p. 1¼ inch QB 7p. A/S 12p. ½ inch 6p each.

HOLDERS: 20mm P/M 35p. Chassis mounting 10p. 1¼ inch Panel mounting 40p. C/M 10p. ½ inch P/M 25p.

MAINS FILTERS: Computer grade but ideal for HiFi, etc. 8 or 15 Amp..... £4 ea.

SLOW MOTORS: Mains or 115V operation, great for timing purposes or discos..... £1.50 ea.

NEON BULBS: We have very large quantities in stock.
Q1 BULBS: 50W 12V projector type, to clear..... 50p ea.
LOCTITE: Penetrating adhesive. It really sticks. 50ML for only..... £3

DIGITAL MULTIMETERS: Superb value, copy of professional model. Full ranges and specs..... OUR PRICE £40
TMK500 METERS: Tough dependable Multimeter 20K/V sens. Full ranges in V, A & R..... OUR PRICE £24

CAR SPEAKERS: 3 way 20 watt shelf mounting. 4" Bass driver, 2½" Midrange, 1" Tweeter. Internal passive crossover. Great sound £32/pr. PLUS 4" driver BALL SPEAKERS, real 20W output, crisp, clean sound, a genuine bargain at..... £12 pr.

SOLDER: 60/40 18SWG, 500gm £6.50. 250gm £3.50.
IRONS: Antex X25 £4.50. Antex C15 £4.50. 12V 25W Irons £6.

This advertisement is mainly of our excess stockholding. We also have excellent stocks of semiconductors, hardware, cables, etc. etc. For further details send for our lists and retail price catalogue, phone or visit our shop. All prices are exclusive of VAT (and P&P). Minimum Mail Order £5 + P&P + VAT. Government departments, schools, colleges, trade and export welcome.

C.T. ELECTRONICS (ACTON) LTD.

Registered in England 1179820

267 & 270 ACTON LANE, LONDON W4 5DG. Telephone: 01-747 1555
Telex 291429 01-994 6275

9.30 a.m.-6 p.m.
MON.-SAT.
CONTINUOUS

STABILISED POWER SUPPLIES

FARNELL A15: 210/240V 1P. Dual Op. 12-17v per rail at 100mA. Remote sensing, current limit protection. (164x130x38mm), with manual. £12.

FARNELL 7/3SC: 120/240V 1P. Adjustable current limit. Remote sensing. (188x96x93mm.) Two versions available: 15V at 2A or 30V at 1A. £15 ea.

COUTANT OA2: Op. amp. psu, 120/240V 1P. Dual Op. 12-15v at 100mA. (138x80x45mm.) £12 ea. or 2 for £22.

BRANDENBURG Photomultiplier PSU. 19in. rack mounting. Metered, current limit protection.

374 300V-1KV at 5mA
375 500V-1K5V at 6mA. 376 660V-1K6V at 10mA
All models £40.

PIONEER MAGNETICS POWER SUPPLIES ... 5V 150 amp, output input 115 vac. (Switchmode) Price £120 each.

Various other makes of power supplies in stock. Please send for lists. S.A.E. please.

D TO A CONVERTERS

15MHz, 8 BIT

By Micro Consultants Ltd. 50Ω cable drive op. Linearity 0.25%, max. 0.125% typ. Settling time: 2V step 70nS typ. 2MV step 50nS colour television transmission standard. Diff. gain 0.5% diff. phase shift 0.5° types rad 802 and MC2208/8. Unused. Ex-maker's pack.

SPECIAL OFFER PRICE: £20

NEW IN STOCK

A range of high quality transformers SPECIALLY WOUND for us. By buying direct we can offer these superb SPLIT PRIMARY & SECONDARY transformers at highly competitive prices.

6VA	0-12, 0-12		0-12V, 0-12V	3.80
	0-15, 0-15	2.20	0-15V, 0-15V	
12VA	0-4V5, 0-4V5		0-20V, 0-20V	
	0-6V, 0-6V		0-6V, 0-6V	
	0-9V, 0-9V		0-9V, 0-9V	
	0-12V, 0-12V	2.99	0-12V, 0-12V	4.75
	0-15V, 0-15V		0-15V, 0-15V	
20VA	0-20V, 0-20V		0-20V, 0-20V	
	0-4V5, 0-4V5		0-30V, 0-30V	
	0-6V, 0-6V		0-40V, 0-40V	8.90
	0-9V, 0-9V			

CASED AUTO TRANSFORMERS

240V Cable input. American outlet socket.

Rating	Price	750VA	£23.50
300VA	£13.00	1000VA	£27.00
500VA	£18.00	1500VA	£36.00

Other Transformers

1.2VA, 6-0-6, 9-0-9, 12-0-12	all 1.14	12VA	
1.5VA		0-12, 0-12	2.96p
12V	80p	18VA	
15V	1.00p	9-0-9	2.64p
2.4VA		24VA	
12-0-12	1.48p	12-0-12	3.36p
24V(pcb)	1.00p	12V	4.84p
4VA		30VA	
5-0-5	1.25	15-0-15	3.62p
6VA		36VA	
24V	1.50	9-0-9	4.70p
		50VA	
		0-2-4-6-8-10	6.00p

VERO PRODUCTS

Veroboard 0.1 Copper		Apple proto boards	4.00p
2 1/2 x 3 3/4	70p	Vero boxes - 2 tone grey/white plastic boxes	
2 1/2 x 5	80p	4x2x1	1.99p
3 3/4 x 3 3/4	80p	4x2x1 1/2	2.22p
3 3/4 x 5	90p	4 1/2 x 2 1/2 x 1 1/2	2.51p
2 1/2 x 17	2.40p	7 1/2 x 4 1/4 x 2 1/2	3.75p
3 3/4 x 17	3.15p	7x4 1/2 x 2 1/4 (alinfrent)	3.51p
4.7x17	4.20p	Vero ABS Black Plastic Boxes	
0.1 plain		4 1/2 x 3 1/4 x 1 1/2	78p
2 1/2 x 3 3/4	50p	7x4 1/2 x 2 1/4	1.42p
3 3/4 x 5	75p	Veropins 45p/100. Stand off 45p/100. Track cutters £1.18p.	
V-Q Board	1.30p		
DIP Board (113x156mm)	3.26p		
RS DIP Board (100x160mm)	3.00p		

4 MILLION

I.T.T. ELECTROLYTICS NEW AND BOXED NOW IN STOCK

EN 1212 AXIAL EN 1235 RADIAL

The whole range available at unbeatable prices. Send for list.

5 million Disc Ceramics in stock. Ceramic plate. Multi-layer ceramic. Low voltage discs. Monolithics. Ceramics. High voltage discs. Subminiature plate, epoxy cased. Send for lists or please phone for details.

MULLARD: Series 106 Computer grade electrolytics 10,000µF at 16V. Brand new and boxed 39p ea.
SPRAGUE: Series 36D Computer grade electrolytics 3,300 at 40V. Brand new and boxed 35p ea.
SIEMENS: Procond Radial Polyester Film Capacitors. 10µF at 63V. Brand new Only 40p

Quantity available

RESISTORS - PRESETS - POTS

CARBON FILM: 1/4W from 1R0 to 12M Only £1/100 or £5/1000
METAL OXIDE: TR4, TR5, TR6, TR8 in E24 range, by Electrofil or Philips in 5%, 2%, 1%. Save £££ on manufacturer's prices.

WIREWOUND: We specialise in Welwyn Vitreous Enamelled W-series types in 2 1/2W to 12 Watt. Also a good selection of HSA type metal clad power resistors and TV dropper replacement sections.

HIGH STABILITY: 0.1% Tolerance Resistors for instrumentation purposes. By Filmet or Welwyn. 3K, 10K, 30K, 1M. Only 30p ea.

PRESETS: Skeleton and enclosed, horizontal or vertical. High quality presets. Range from 100P to 5M. Popular PT10 size 10p each AND GREAT DISCOUNTS ON QUANTITY.

CERMET PRESETS. Top quality presets. good range stocked Only 15p ea.

MULTITURN PRESETS: 3/4" and 1 1/4" Bourns type Only 50p each. SPECIAL 100K 15 turn 3/4". Only 20p each.

SWITCHED POTS. Push switch pots from AB. In 22K lin and 100K lin. Switch independent of pot action 30p ea.

RESISTOR NETWORKS. Large range in DIL & SIL packages by Beckman & AB. Send SAE or phone for list.

WELWYN STRAIN GAUGE. (Precision Micro-Measurements). Romulus Michagan type MA-09-500B4-350. Our price £1.25 ea. List price £3.85. Large quantities available.

WE PURCHASE

Surplus component stocks, redundant materials, obsolete computers, for cash.

We also collect - distance no object. Just call:

C. T. Electronics (Acton) Ltd.

267 & 270 Acton Lane, London W4 5DG


Telephone 01-747 1555; 01-994 6275.

Telex 291429

This advertisement is mainly of our excess stock holding. We also have excellent stocks of semiconductor hardware, cables, etc. etc. For further details send for our lists and retail price catalogue phone or visit our shop. All prices are exclusive of VAT (and P&P). Minimum Mail Order £5 - P&P - VAT Government departments, schools, colleges, trade and export welcome

ROBOT MOTOR CONTROL

This month we feature a control board for last month's motor driving board. This is part 2 in a series of DIY robot modules — collect them all! Design and development by Rory Holmes.



In this second part of the series on the ETI intelligent programmable mobile we shall describe the design of an analogue pulse width modulator for controlling the motor driver stage featured last month. We shall also take a brief look at some of the modules being offered later in the series which can be added in stages to enhance the motorised vehicle. The intention is to build up to a complete computerised mobile.

A lot of flexibility has been allowed for in the actual use and configuration of the modules, as we are well aware that constructors interested in this type of project have firm ideas of their own on the final form and capabilities of their mobile. Construction and interconnection details for all the modules we are presenting will be given along with guidelines to a range of applications.

The facilities we have planned for the mobile will continue with the digital motor control and an on-board programmable computer for overall control of other modules. A light-weight manipulator arm complete with teaching arm has also been designed, for mounting on the front of the mobile. It is powered by four radio control servo motors and the electronics interface between the servos and computer will be described

along with details of the arm mechanics. Optical proximity detectors for object sensing, and infra-red tachogenerators for speed sensing will also be featured on the ETI mobile.

It is hoped that the designs will also prove useful as stand-alone modules for individual use in other applications. Optical proximity detectors, for example, have numerous applications in batch counting, limit sensing, detection, alarms and so on.

The digital pulse width modulator in next month's issue will find many uses in the control of analogue functions; how about a computer interfaced to a pulse width modulated optical data link, for analogue information transmission? Our version will control two pulse width modulated channels, with a resolution of one part in 256, via an eight bit data port; modulation being achieved solely by logic to satisfy the all-digital purists.

Optical Proximity Detectors

These have been designed as small independent units with as much in-built versatility as possible. The circuitry is housed in a short length of aluminium tube axially aligned in the detector direction, with three external

connecting points; ground, positive supply, and an open collector digital output. A number of detectors can thus be easily mounted in strategic locations. All circuit operating parameters are independent of the supply voltage, which can be anywhere between 5 and 35 V at a current of 20 mA.

The proximity switch works on the principle of transmitting and detecting a modulated infra-red beam. The infra-red transmitter receives 1 A peak current pulses, of 10 μ s duration, with a modulation frequency of 1 kHz. The 100:1 duty-factor thus achieved allows high currents to be used to increase the detection range, while reducing the average supply current to only 10 mA.

The sensor can be set by a preset pot, accessible through a small hole, to detect an object at any distance in the range 1 cm to 35 cm.

A small amount of hysteresis is introduced into this switching distance to ensure clean switching thresholds and stability of the output signal. The use of tuned detector amplifiers provides excellent infra-red interference rejection.

Analogue Speed Control

The analogue speed control has

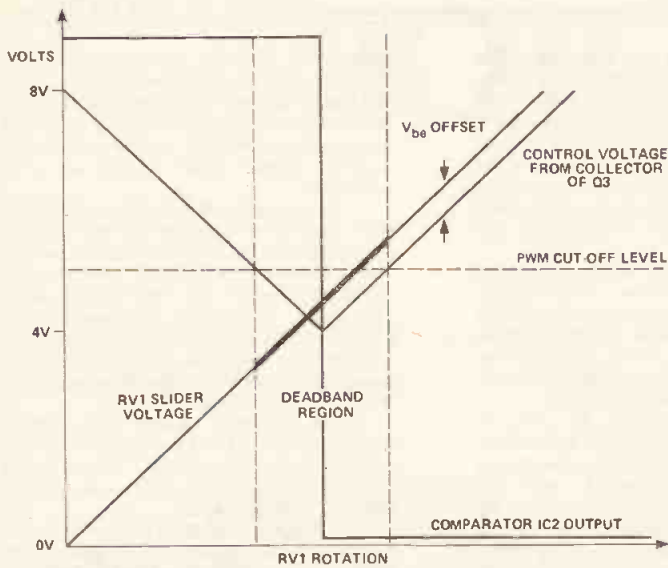


Fig. 1 Various voltages associated with the circuitry around Q3. The control voltage is measured at point A in Fig. 5.

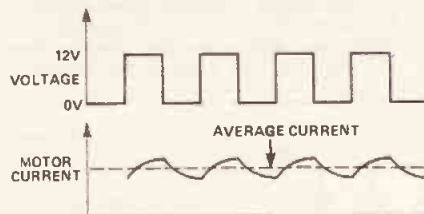


Fig. 2 PWM motor driving waveforms for last month's circuit.

been devised for manual control of the main traction motors; it provides two pulse width modulated signals suitable for the motor driver amplifier.

The circuit is designed to provide a linear control-voltage-to-pulse-width relationship for greater flexibility in application, and to simplify the addition of speed feedback velocity control.

The modulator can be built either single or dual, and the manual control section, if not required, is easily omitted. Speed control is achieved via two remote potentiometers, allowing speed to be set in either forward or reverse directions independently for each traction drive.

Since both motors are controlled via switching amplifiers from the same battery supply, it is important to reduce the peak currents that are drawn. This can be achieved by offsetting the phase of the switching waveforms relative to each other, such that at 50% duty cycle modulation, power

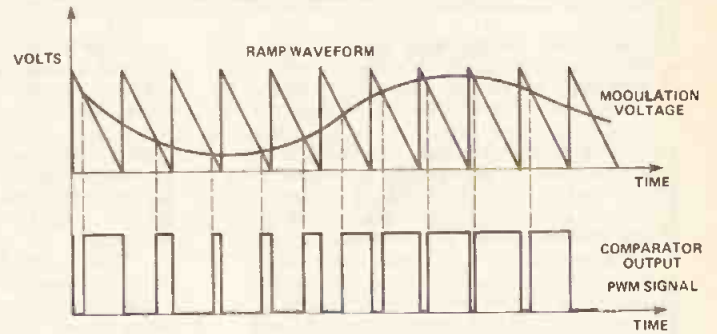


Fig. 3 How PWM waveforms may be generated using a comparator.

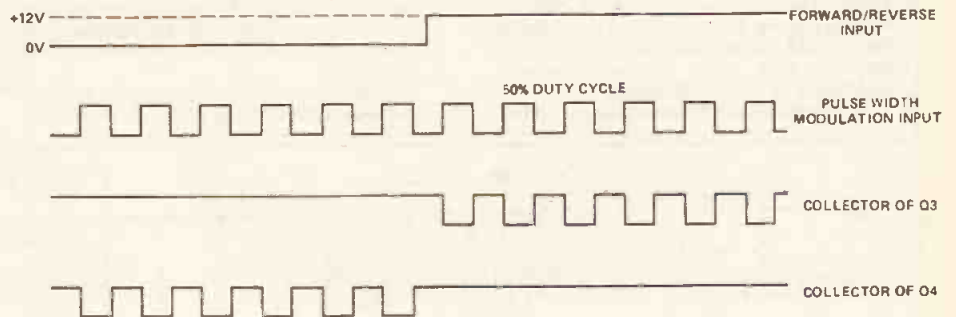


Fig. 4 The waveforms needed by our motor driver board, published last month. (Q3 and Q4 refer to last month's circuit.)



An internal view of the driver unit showing the interwiring to the bridge rectifier of one channel. Constructional details for the pulse width modulator will appear next month.

BUYLINES

No problems here with any of the components specified — most mail order companies who advertise in the magazine will be able to supply everything. We can supply the PCB — see page 44 for details.

The circuit for the dual analogue pulse width modulator is shown in Fig. 5; it will be seen that each channel is identical with the exception of the circuitry around the CMOS gates IC1 and IC4. As described earlier the two switching waveforms must be the same frequency and synchronized 180° out of phase, to distribute the motor current peaks more evenly through the cycle. This is achieved by synchronizing both pulse generators to a master clock based around IC1a and b. A 20 kHz square wave is generated by this conventional astable arrangement and its frequency, set by R1 and C1, is fairly independent of supply variations.

The output of IC1d at pin 6 provides a buffered square wave in the same phase as the output on pin 10 of IC1b. C2 and R3 differentiate the positive-going edge of the square wave to produce a very short logic low pulse at the output of Schmitt inverter gate IC1c. In similar fashion C9 and R16 produce a logic high pulse coinciding with the negative-going square wave edge. IC4b further inverts this signal to a logic low pulse. Two separate trains of 500 nS negative-going pulses are thus provided in the correct phase relationship for resetting the charging cycle of two sawtooth oscillators as described below.

The pulse width modulators are identical from here on and we shall refer to the topmost circuit for description. Voltage controlled pulse width modulation is, in principle, very simple; a ramp waveform (sawtooth) is applied to one input of a comparator and the modulation voltage to be encoded is applied to the other, producing the required PWM squarewave at the comparator output. Figure 3 illustrates this operation.

Due to the design requirement of a linear relationship between control voltage and pulse width, a constant current source formed from Q2 is used to generate the linear ramp waveform. LED1 and the base-emitter junction of Q2 are forward biased by R6 and together define a temperature-compensated voltage across R7 which in turn defines a constant emitter and collector current of about 1 mA. C3 is charged up negatively from this current, until the negative-going reset pulse arrives from inverter IC1c. This pulse turns Q1 hard on for a very short period (500 nS), during which C3 is completely discharged, taking the ramp voltage back to +8 V. This process repeats at the clock frequency of 20 kHz, providing a negative-going sawtooth of about 3 V peak-to-peak referenced to the +8 V rail.

IC3b, the comparator used to perform the modulation, is an LF353 dual op-amp,

chosen for its large bandwidth and high slew-rate. The inverting terminal on pin 2 is fed from the ramp waveform, while the non-inverting terminal is fed from op-amp IC3a, an inverting amplifier configured to sum control voltage inputs relative to a 4 V reference.

The potential divider R11 and R12 provides the 4 V reference to the non-inverting terminal of IC3a, and the control voltage applied to R13 at point A is summed relative to the 4 V. An offset voltage set by PR1 is also summed at the inverting terminal of IC3a, and is used to bring the control voltage into the correct operating range and for setting a deadband region on the manual control pot RV1.

The output of op-amp IC3b (and indeed most others) will not swing to the full supply rail voltages, so the inverter gate IC1e is used to buffer the square wave to full CMOS logic levels.

The manual control system included in this circuit enables a single potentiometer to control the speed in both forward and reverse directions. When the pot is at centre travel, and for a certain deadband around this point, the motor must be stopped and no switching pulses should occur (ie the PWM signal is continuously low). As the pot is turned in either direction from its midpoint, the pulse width should in-

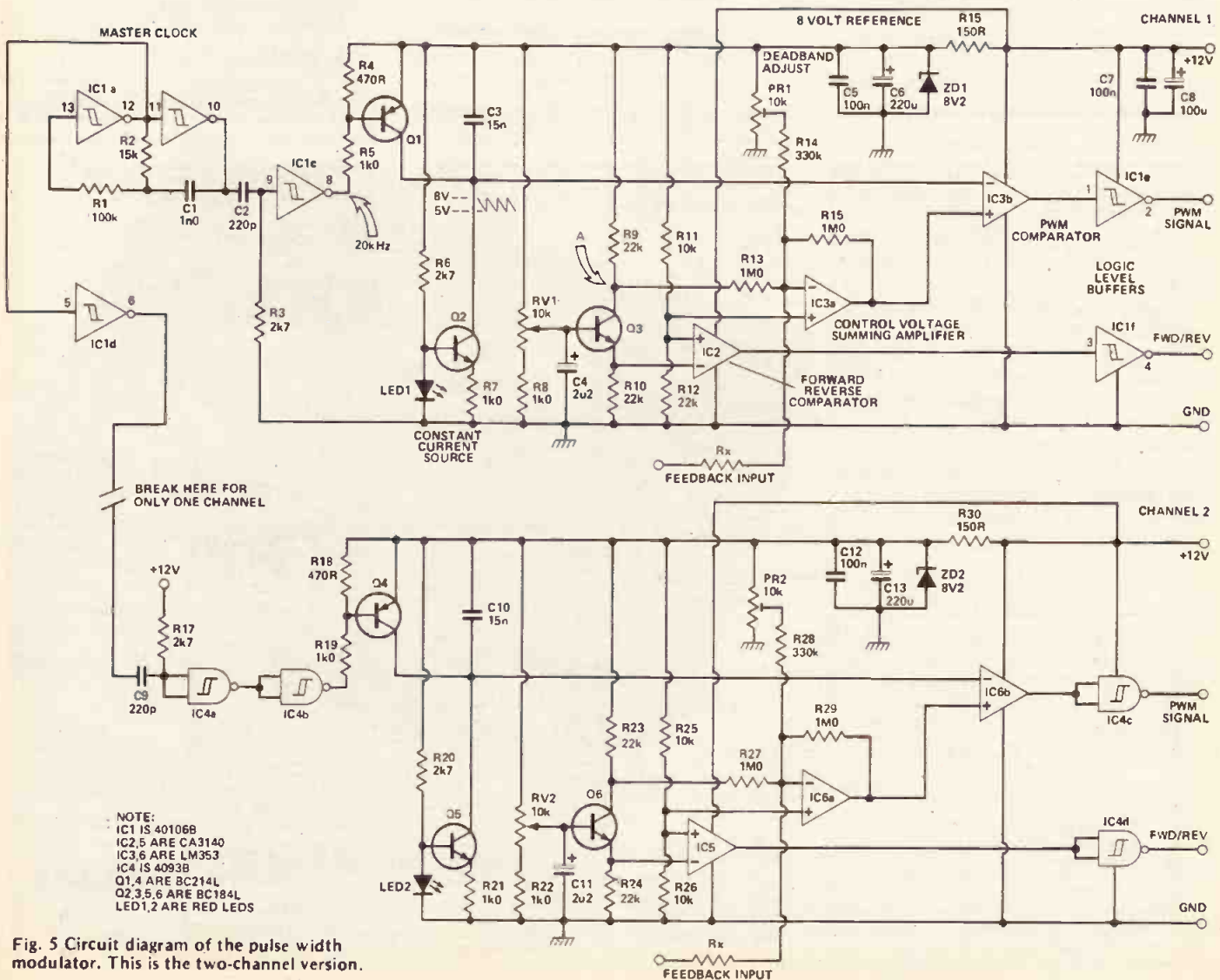


Fig. 5 Circuit diagram of the pulse width modulator. This is the two-channel version.

PROJECT : Robot Motor Control Part 2

crease and this requires a positive-going input voltage to the summing amplifier IC3a. The forward/reverse logic level should also change state as the pot moves through its midpoint. Q3 provides the necessary voltage transfer function from the pot RV1 to the control voltage summing amplifier, as explained graphically in Fig. 1.

The emitter and collector resistors of Q3 are both equal and the base voltage is taken directly from the slider of the manual control pot RV1. The output voltage is taken from the collector of Q3 to feed the summing amplifier, and will be held at +8 V via R9 when Q3 is switched off. As the slider of RV1 moves toward the centre of travel, the base voltage rises, slowly turning on Q3 and lowering the collector voltage.

When Q3 is turned hard on as RV1 reaches its mid-point, R9 and 10 will form a potential divider giving 4 V as the minimum control voltage. Further increase of base voltage can now only increase the emitter and collector voltages back up to the positive rail, reaching a maximum at one V_{be} drop from the +8 V rail.

During the above process the voltage on the emitter of Q3 rises from zero to the same maximum voltage, and is fed to the inverting terminal of IC2, a CA3140 used as a comparator. The other comparator input receives 4 V derived from the potential

divider R11 and R12. This provides the required forward/reverse signal that corresponds to each half of the control pot. Inverter gate IC1f buffers the output of IC2.

C7 and C8 provide supply decoupling for both channels, while C5 and C6 provide further smoothing for the 8 V zener regulator formed by R16 and ZD1. This 8 V reference rail is used for two reasons; firstly to allow for fluctuation in the 12 V battery power supply that would otherwise affect the output pulse width, and secondly to ensure that the op-amp supply voltage is well above the maximum input voltage.

The resistor marked as Rx in the circuit shows where a speed feedback voltage will be added to the controller to close the velocity control loop. An infra-red tachometer module to directly sense the traction speed will be described later in the series.

If the manual control input is not required, the components associated with this can be simply omitted (ie RV1, R8, R9, R10, C4, Q3, IC2 and their equivalents in the other channel). Control voltages may now be fed to the unconnected end of R13, where a variation of 3 V, set by PR1 to be anywhere in the range 0 V to 8 V, will provide 100% control of the output pulse width. Forward/reverse switching must also be applied to the input of IC1f on pin 3.

PARTS LIST

Resistors (all 1/4W, 5%)	
R1	100k
R2	15k
R3,6,17,20	2k7
R4,18	470R
R5,7,8,19,	
21,22	1k0
R9,10,23,24	22k
R11,12,25,26	10k
R13,15,27,29	1M0
R14,28	330k
R16,29	150R
Potentiometers	
RV1,2	10k linear
PR1,2	10k linear miniature horizontal preset
Capacitors	
C1	1n0 ceramic
C2,9	220p ceramic
C3, 10	15n polycarbonate
C4, 11	2u2 35 V tantalum
C5, 7, 12	100n ceramic
C6, 13	220u 16 V axial electrolytic
C8	100u 25 V axial electrolytic
Semiconductors	
IC1	40106B
IC2,5	CA3140
IC3,6	LF353
IC4	4093B
Q1,4	BC214L
Q2,3,5,6	BC184L
LED1,2	red LED
ZD1,2	8V2 400 mW zener diode
Miscellaneous	
PCB (see Buylines)	

will be switched alternately to each motor. This spreads the current peaks more evenly over the switching cycle.

Construction and setting up with interconnection details for the motor driver will be described next month.

ETI

RELAY-A-QUIP

TOGGLE

3amp
250VAC

ON/OFF/ON - 88p
ON/NONE/ON - 85p

30w SEIKO

SOLDERING IRON

220vac £2-95 £3-75

FREE! NEW CATALOGUE

WE SUPPLY try us

?% OFF INDUSTRY ALSO

<p>high impact styrene</p> <p>Z-BOX</p> <p>natural aluminium lid</p>	<p>a - 150(d) x 90(h) x 50(w)mm £1-55 £1-94</p> <p>b - 196(d) x 113(h) x 60(w)mm £2-05 £2-65</p> <p>c - 130(d) x 68(h) x 41(w)mm £1-10 £1-28</p> <p>d - 83(d) x 54(h) x 28(w)mm £0-80 £1-10</p>
---	---

THE ALL ROUND RIBBING ALLOWS PCB'S TO BE MOUNTED EITHER WAY

<p>DIODES</p> <p>1N4148 - 2p 1N4001 - 3p 1N4002 - 3½p 1N4003 - 4½p 1N4004 - 5p</p>	<p>Bridge Rectifier 1amp 50v W0.005 - 16-5p</p> <p>mini relay. 4p2t. 185ohm . 12v coil.</p> <p>BASE - 45p £2-95</p> <p>Gold pt terms x 14 £3-75</p>
---	---

metal cabinets

These are beautifully manufactured cabinets with an aluminium base and 18 gauge steel covers. They come fitted with rubber feet to please the wife! Louvers for ventilation and finished in an attractive two tone finish. They make excellent cabinets for power supplies, remote control units and many more projects.

a - 102(d) x 56(h) x 83(w)mm	£1-70	£2-12	
b - 150(d) x 61(h) x 103(w)mm	£2-55	£3-20	
c - 180(d) x 78(h) x 134(w)mm	£3-04	£3-80	
d - 184(d) x 70(h) x 160(w)mm	£4-08	£5-00	

R-A-Q 19" RACK-MOUNTING CABINET.

★ Top, bottom and rear cover removable for access ★ Plates have heavy duty grey paint finish ★ Front panel is heavy gauge - 3mm aluminium ★ Strong, screwed construction throughout - screws included ★ Heavy gauge chassis mounting plate is pre-drilled and has four mounting positions to choose from ★ Front panel is of brushed aluminium finish enhanced with heavily chromed handles

Front Panel 480 x 150 mm

Rear Case 425 x 250 x 140 mm

£23-95

£19-50

TOP QUALITY

Or Free Standing

This is a professional rack mounting cabinet that will allow you to get your equipment off the bench. Rack mounting provides security for your equipment and easy access for maintenance. This Precision rack mounting cabinet has all the features you would expect from a professional unit.

cat 8102480

ADD VAT at std rate %

Order value under £5-00

Add 50 p. P and Pkg

POWERSINK

£1-35

£1-70

Available drilled to accept two power transformers of most types including 10-3 TO 128 TO 220 TO 56 Size 75(h) x 102(w) x 25(d)mm Thermal resistance mounting surface to ambient -1°C/Watt (2.0m/sec air velocity). Mounting surface temperature rise above ambient 60°C @ 30W heat dissipation.

SLIDE SWITCHES

1P2T	10p	6P3T pcb	42p
2P2T	12p	4P4T	45p
2P2T	12p	6P3T+	45p
2P3T	20p	4P3T side	48p
1P4T	26p	1P2T spg rfn	20p
4P2T	28p	6P3T toggle	55p
4P3T	35p	+ ALL KINDS	

ILLUMINATED

Push to Make **£1.35**

RELAY-A-QUIP PRODUCTS.

Moat Lodge, Stock Chase,
MALDON, Essex, U.K. CM9 7AA

0621-56686

VISA

USE IT

ETI APRIL 1982

97

RONICS LTD

Tel: 01 452 0161

CRICKLEWOOD is a new name in electronics, but **CRICKLEWOOD** has been the home of electronic components since the 1960s, originally under a different name which many of you will be familiar with, but as they are still trading it would be unethical to mention their name.

TRY OUR SERVICE & WE HOPE YOU WILL BE DELIGHTED!

Our phones are always manned and your written queries always receive a reply.

<p>1587 800 1588A 800 1589 250 1591 300 1592 300 1593 300 1594 300 1595 300 1596 300 1597 300 1598 300 1599 300 1600 300 1601 300 1602 300 1603 300 1604 300 1605 300 1606 300 1607 300 1608 300 1609 300 1610 300 1611 300 1612 300 1613 300 1614 300 1615 300 1616 300 1617 300 1618 300 1619 300 1620 300 1621 300 1622 300 1623 300 1624 300 1625 300 1626 300 1627 300 1628 300 1629 300 1630 300 1631 300 1632 300 1633 300 1634 300 1635 300 1636 300 1637 300 1638 300 1639 300 1640 300 1641 300 1642 300 1643 300 1644 300 1645 300 1646 300 1647 300 1648 300 1649 300 1650 300 1651 300 1652 300 1653 300 1654 300 1655 300 1656 300 1657 300 1658 300 1659 300 1660 300 1661 300 1662 300 1663 300 1664 300 1665 300 1666 300 1667 300 1668 300 1669 300 1670 300 1671 300 1672 300 1673 300 1674 300 1675 300 1676 300 1677 300 1678 300 1679 300 1680 300 1681 300 1682 300 1683 300 1684 300 1685 300 1686 300 1687 300 1688 300 1689 300 1690 300 1691 300 1692 300 1693 300 1694 300 1695 300 1696 300 1697 300 1698 300 1699 300 1700 300</p>	<p>1701 300 1702 300 1703 300 1704 300 1705 300 1706 300 1707 300 1708 300 1709 300 1710 300 1711 300 1712 300 1713 300 1714 300 1715 300 1716 300 1717 300 1718 300 1719 300 1720 300 1721 300 1722 300 1723 300 1724 300 1725 300 1726 300 1727 300 1728 300 1729 300 1730 300 1731 300 1732 300 1733 300 1734 300 1735 300 1736 300 1737 300 1738 300 1739 300 1740 300 1741 300 1742 300 1743 300 1744 300 1745 300 1746 300 1747 300 1748 300 1749 300 1750 300 1751 300 1752 300 1753 300 1754 300 1755 300 1756 300 1757 300 1758 300 1759 300 1760 300 1761 300 1762 300 1763 300 1764 300 1765 300 1766 300 1767 300 1768 300 1769 300 1770 300 1771 300 1772 300 1773 300 1774 300 1775 300 1776 300 1777 300 1778 300 1779 300 1780 300 1781 300 1782 300 1783 300 1784 300 1785 300 1786 300 1787 300 1788 300 1789 300 1790 300 1791 300 1792 300 1793 300 1794 300 1795 300 1796 300 1797 300 1798 300 1799 300 1800 300</p>	<p>1801 300 1802 300 1803 300 1804 300 1805 300 1806 300 1807 300 1808 300 1809 300 1810 300 1811 300 1812 300 1813 300 1814 300 1815 300 1816 300 1817 300 1818 300 1819 300 1820 300 1821 300 1822 300 1823 300 1824 300 1825 300 1826 300 1827 300 1828 300 1829 300 1830 300 1831 300 1832 300 1833 300 1834 300 1835 300 1836 300 1837 300 1838 300 1839 300 1840 300 1841 300 1842 300 1843 300 1844 300 1845 300 1846 300 1847 300 1848 300 1849 300 1850 300 1851 300 1852 300 1853 300 1854 300 1855 300 1856 300 1857 300 1858 300 1859 300 1860 300 1861 300 1862 300 1863 300 1864 300 1865 300 1866 300 1867 300 1868 300 1869 300 1870 300 1871 300 1872 300 1873 300 1874 300 1875 300 1876 300 1877 300 1878 300 1879 300 1880 300 1881 300 1882 300 1883 300 1884 300 1885 300 1886 300 1887 300 1888 300 1889 300 1890 300 1891 300 1892 300 1893 300 1894 300 1895 300 1896 300 1897 300 1898 300 1899 300 1900 300</p>	<p>1901 300 1902 300 1903 300 1904 300 1905 300 1906 300 1907 300 1908 300 1909 300 1910 300 1911 300 1912 300 1913 300 1914 300 1915 300 1916 300 1917 300 1918 300 1919 300 1920 300 1921 300 1922 300 1923 300 1924 300 1925 300 1926 300 1927 300 1928 300 1929 300 1930 300 1931 300 1932 300 1933 300 1934 300 1935 300 1936 300 1937 300 1938 300 1939 300 1940 300 1941 300 1942 300 1943 300 1944 300 1945 300 1946 300 1947 300 1948 300 1949 300 1950 300 1951 300 1952 300 1953 300 1954 300 1955 300 1956 300 1957 300 1958 300 1959 300 1960 300 1961 300 1962 300 1963 300 1964 300 1965 300 1966 300 1967 300 1968 300 1969 300 1970 300 1971 300 1972 300 1973 300 1974 300 1975 300 1976 300 1977 300 1978 300 1979 300 1980 300 1981 300 1982 300 1983 300 1984 300 1985 300 1986 300 1987 300 1988 300 1989 300 1990 300 1991 300 1992 300 1993 300 1994 300 1995 300 1996 300 1997 300 1998 300 1999 300 2000 300</p>	<p>2001 300 2002 300 2003 300 2004 300 2005 300 2006 300 2007 300 2008 300 2009 300 2010 300 2011 300 2012 300 2013 300 2014 300 2015 300 2016 300 2017 300 2018 300 2019 300 2020 300 2021 300 2022 300 2023 300 2024 300 2025 300 2026 300 2027 300 2028 300 2029 300 2030 300 2031 300 2032 300 2033 300 2034 300 2035 300 2036 300 2037 300 2038 300 2039 300 2040 300 2041 300 2042 300 2043 300 2044 300 2045 300 2046 300 2047 300 2048 300 2049 300 2050 300 2051 300 2052 300 2053 300 2054 300 2055 300 2056 300 2057 300 2058 300 2059 300 2060 300 2061 300 2062 300 2063 300 2064 300 2065 300 2066 300 2067 300 2068 300 2069 300 2070 300 2071 300 2072 300 2073 300 2074 300 2075 300 2076 300 2077 300 2078 300 2079 300 2080 300 2081 300 2082 300 2083 300 2084 300 2085 300 2086 300 2087 300 2088 300 2089 300 2090 300 2091 300 2092 300 2093 300 2094 300 2095 300 2096 300 2097 300 2098 300 2099 300 2100 300</p>	<p>2101 300 2102 300 2103 300 2104 300 2105 300 2106 300 2107 300 2108 300 2109 300 2110 300 2111 300 2112 300 2113 300 2114 300 2115 300 2116 300 2117 300 2118 300 2119 300 2120 300 2121 300 2122 300 2123 300 2124 300 2125 300 2126 300 2127 300 2128 300 2129 300 2130 300 2131 300 2132 300 2133 300 2134 300 2135 300 2136 300 2137 300 2138 300 2139 300 2140 300 2141 300 2142 300 2143 300 2144 300 2145 300 2146 300 2147 300 2148 300 2149 300 2150 300 2151 300 2152 300 2153 300 2154 300 2155 300 2156 300 2157 300 2158 300 2159 300 2160 300 2161 300 2162 300 2163 300 2164 300 2165 300 2166 300 2167 300 2168 300 2169 300 2170 300 2171 300 2172 300 2173 300 2174 300 2175 300 2176 300 2177 300 2178 300 2179 300 2180 300 2181 300 2182 300 2183 300 2184 300 2185 300 2186 300 2187 300 2188 300 2189 300 2190 300 2191 300 2192 300 2193 300 2194 300 2195 300 2196 300 2197 300 2198 300 2199 300 2200 300</p>	<p>2201 300 2202 300 2203 300 2204 300 2205 300 2206 300 2207 300 2208 300 2209 300 2210 300 2211 300 2212 300 2213 300 2214 300 2215 300 2216 300 2217 300 2218 300 2219 300 2220 300 2221 300 2222 300 2223 300 2224 300 2225 300 2226 300 2227 300 2228 300 2229 300 2230 300 2231 300 2232 300 2233 300 2234 300 2235 300 2236 300 2237 300 2238 300 2239 300 2240 300 2241 300 2242 300 2243 300 2244 300 2245 300 2246 300 2247 300 2248 300 2249 300 2250 300 2251 300 2252 300 2253 300 2254 300 2255 300 2256 300 2257 300 2258 300 2259 300 2260 300 2261 300 2262 300 2263 300 2264 300 2265 300 2266 300 2267 300 2268 300 2269 300 2270 300 2271 300 2272 300 2273 300 2274 300 2275 300 2276 300 2277 300 2278 300 2279 300 2280 300 2281 300 2282 300 2283 300 2284 300 2285 300 2286 300 2287 300 2288 300 2289 300 2290 300 2291 300 2292 300 2293 300 2294 300 2295 300 2296 300 2297 300 2298 300 2299 300 2300 300</p>	<p>2301 300 2302 300 2303 300 2304 300 2305 300 2306 300 2307 300 2308 300 2309 300 2310 300 2311 300 2312 300 2313 300 2314 300 2315 300 2316 300 2317 300 2318 300 2319 300 2320 300 2321 300 2322 300 2323 300 2324 300 2325 300 2326 300 2327 300 2328 300 2329 300 2330 300 2331 300 2332 300 2333 300 2334 300 2335 300 2336 300 2337 300 2338 300 2339 300 2340 300 2341 300 2342 300 2343 300 2344 300 2345 300 2346 300 2347 300 2348 300 2349 300 2350 300 2351 300 2352 300 2353 300 2354 300 2355 300 2356 300 2357 300 2358 300 2359 300 2360 300 2361 300 2362 300 2363 300 2364 300 2365 300 2366 300 2367 300 2368 300 2369 300 2370 300 2371 300 2372 300 2373 300 2374 300 2375 300 2376 300 2377 300 2378 300 2379 300 2380 300 2381 300 2382 300 2383 300 2384 300 2385 300 2386 300 2387 300 2388 300 2389 300 2390 300 23</p>
---	--	--	--	--	--	--	--

HOW TO SUCCEED IN THE ELECTRONICS BUSINESS:

INVEST 60p AND MAKE £2.40 net profit

Available at your
newsagent or
direct for
60p p&p
inc



Buy Ambit's new concise component catalogue and get £1 vouchers. Use them for a £1 discount per £10 spent. But even without this, you will still find WR&E offers the low prices, fast service and technical support facility second to none. Here are some examples from the current issue:

I.C. SOCKETS

A range of high quality, low cost, low profile DIL sockets ideally suited for both the OEM and hobbyist. All types feature double sided phosphor bronze contacts, tin-plated for low contact resistance.

8 x 0.3" 12p	22 x 0.3" 20p
14 x 0.3" 13p	22 x 0.4" 20p
16 x 0.3" 13p	24 x 0.6" 22p
18 x 0.3" 18p	28 x 0.6" 25p
20 x 0.3" 19p	40 x 0.6" 35p
20 x 0.4" 19p	42 x 0.6" 38p

VOLTAGE REGULATORS

78XX1A TO-220 pos	0.58
79XX1A TO-220 neg	0.60
78G 1A TO-220 adj pos	1.10
78G 1A TO-3 adj pos	3.95
78H5A TO-3 5v pos	4.25
78H5A TO-3 12v pos	5.45
78HG5A TO-3 adj pos	7.45
79HG5A TO-3 adj neg	7.45
LM317.5A adj pos	1.30
LM337.5A adj neg	1.75
78S401.5A adj pos sw reg	1.20

DISCRETES

BC237	8p	BC566	12p	2SK168	35p
BC238	8p	BC560	12p	J310	69p
ZTX238	9p	BC639	22p	J178	65p
BC239	8p	BC640	23p	40823	65p
BC307	8p	2SC1775A	22p	3SK45	49p
BC308	8p	2SA872A	18p	3SK51	54p
BC309	8p	2SD665A	30p	3SK60	58p
BC413	10p	2SB646A	30p	3SK88	99p
BC414	11p	2SD668A	30p	MEM890	75p
BC415	10p	2SB648A	40p	BF960	99p
BC416	11p	BF256	38p	BF961	70p
BC546	12p	2SK55	28p	BF963	99p

XTALS

1MHz	3.00
3.2768MHz	2.00
4MHz	1.70
4.194MHz	1.70
4.43MHz	1.25
5MHz	2.00
6.5536MHz	2.00
7MHz	2.00
8MHz	2.00
9MHz	2.00
10MHz	2.00
11MHz	2.00

Prices shown exclude VAT. Postage 50p per order (UK). ACCESS/ BARCLAYCARD may be used with written or telephone orders - official MA details on application, and a special prize for those who read our ads carefully - a free 4 or 8MHz crystal with every CPU IC you buy - just clip out this paragraph and attach it to your order. E&OE.

CMOS

4000	0.11	4077	0.18	4705	4.24	7447N	0.62
4078	0.18	4081	0.12	4706	4.50	7448N	0.56
4001	0.11	4082	0.18	4720	4.00	7450	0.14
4002	0.12	4093	0.30	4723	0.95	7451N	0.14
4007	0.13	4099	0.80	4724	0.95	7453N	0.14
4008	0.50	4175	0.80	4725	2.24	7454N	0.14
4008AE	0.80	4502	0.80	40014	0.54	7460N	0.14
4009	0.25	4503	0.80	40085	0.99	7470N	0.28
4010	0.30	4504	0.80	40098	0.54	7472N	0.27
4011AE	0.24	4506	0.70	40106	0.69	7473A	0.28
4011	0.11	4507	0.37	40160	1.05	7474N	0.28
4013	0.25	4508	1.30	40161	1.05	7475N	0.35
4015	0.50	4510	0.85	40162	1.05	7476N	0.30
4016	0.22	4511	0.45	40163	1.05	7480N	0.26
4017	0.40	4512	0.55	40174	1.05	7481N	0.20
4019	0.38	4514	1.25	40175	1.05	7482N	0.75
4020	0.55	4515	1.25	40192	1.08	7485A	0.75
4021	0.85	4516	0.80	40193	1.08	7486A	0.24
4022	0.85	4518	0.35	40194	1.08	7489N	1.05
4023	0.15	4520	0.60	40195	1.08	7490N	0.30
4024	0.33	4521	1.30			7491N	0.55
4025	0.15	4522	0.89			7492N	0.35
4026	1.05	4527	0.90			7493N	0.35
4027	0.26	4528	0.85			7494N	0.70
4028	0.50	4529	0.70			7495N	0.60
4029	0.55	4531	0.85			7496A	0.45
4030	0.35	4532	0.80			7497N	1.40
4035	0.67	4534	4.00			74100	1.10
4040	0.50	4536	2.50			74104	0.62
4042	0.50	4538	0.85			74105	0.62
4043	0.50	4539	0.80			74107	0.75
4043AE	0.93	4543	0.80			74109N	0.35
4044	0.50	4549	3.50			74110N	0.54
4046	0.80	4553	2.70			74111N	0.68
4047	0.68	4554	1.20			74112N	1.70
4049	0.24	4555	0.35			74116N	1.98
4050	0.24	4556	0.40			74118N	0.85
4051	0.55	4557	2.30			74119N	1.20
4052	0.55	4558	0.10			74120N	0.95
4053	0.55	4559	3.50			74121N	0.34
4054	1.30	4560	2.50			74122N	0.28
4056	1.30	4561	1.00			74123N	0.40
4056	1.30	4562	2.50			74125N	0.40
4059	5.75	4566	1.20			74126A	0.40
4060	0.75	4568	1.45			74128N	0.65
4063	1.15	4569	1.70			74132N	0.50
4066	0.30	4572	0.22			74136A	0.65
4067	4.30	4580	3.25			74137N	0.22
4068	0.16	4581	1.40			74142N	1.85
4068AE	0.14	4582	0.70			74143N	2.50
4070	0.16	4583	0.30			74144A	2.50
4071	0.16	4584	0.27			74145N	0.75
4072	0.16	4585	0.45			74147N	1.50
4073	0.16	4702	4.50			74148N	1.09
4075	0.18	4703	4.48			74150N	0.79
4076	0.55	4704	4.24			74151N	0.95

TTL N

7400N	0.10	7491N	0.55
7401N	0.10	7492N	0.35
7402N	0.20	7494N	0.70
7403N	0.11	7495N	0.60
7404N	0.12	7497N	1.40
7405A	0.12	74100	1.10
7406A	0.22	74104	0.62
7407A	0.22	74105	0.62
7408A	0.15	74107	0.75
7409A	0.15	74109N	0.35
7410N	0.12	74110N	0.54
7411N	0.18	74111N	0.68
7412N	0.19	74112N	1.70
7413N	0.27	74116N	1.98
7414A	0.51	74118N	0.85
7416N	0.27	74119N	1.20
7417N	0.27	74120N	0.95
7420N	0.18	74121N	0.34
7421N	0.23	74122N	0.28
7423N	0.22	74123N	0.40
7425N	0.22	74125N	0.40
7426N	0.22	74126A	0.40
7427N	0.22	74128N	0.65
7430N	0.12	74132N	0.50
7432N	0.23	74136A	0.65
7437N	0.22	74141N	0.45
7438N	0.22	74142N	1.85
7440N	0.14	74143N	2.50
7441N	0.54	74144A	2.50
7442N	0.42	74145N	0.75
7443N	0.62	74147N	1.50
7444N	0.62	74148N	1.09
7445N	0.62	74150N	0.79
7446N	0.62	74151N	0.95

74LSN

74LS00N	0.10	74LS109N	0.20
74LS01N	0.10	74LS112N	0.20
74LS02N	0.11	74LS113N	0.20
74LS03N	0.11	74LS114N	0.18
74LS04N	0.14	74LS122N	0.35
74LS05N	0.13	74LS123N	0.35
74LS06N	0.13	74LS124N	1.80
74LS08N	0.12	74LS125N	0.24
74LS09N	0.12	74LS126N	0.42
74LS10N	0.12	74LS132N	0.24
74LS11N	0.12	74LS133N	0.24
74LS12N	0.12	74LS136A	0.20
74LS13N	0.20	74LS138N	0.30
74LS14N	0.30	74LS139N	0.30
74LS15N	0.12	74LS145N	1.20
74LS16N	0.12	74LS151N	0.30
74LS17N	0.75	74LS153A	0.27
74LS18N	0.30	74LS154A	0.89
74LS19N	0.12	74LS155A	0.37
74LS20N	0.12	74LS156A	0.37
74LS21N	0.12	74LS157N	0.30
74LS22N	0.12	74LS158A	0.37
74LS26A	0.14	74LS161N	0.37
74LS27N	0.12	74LS162N	0.37
74LS28N	0.15	74LS163A	0.37
74LS30N	0.12	74LS164A	0.40
74LS32N	0.12	74LS165A	0.80
74LS33N	0.15	74LS166A	0.80
74LS37N	0.19	74LS168A	0.70
74LS40N	0.13	74LS169A	0.85
74LS42N	0.30	74LS170N	0.80
74LS47N	0.35	74LS173N	0.80
74LS48N	0.48	74LS174A	0.40
74LS49N	0.59	74LS175A	0.40
74LS51N	0.13	74LS181N	1.05
74LS54A	0.16	74LS183N	1.75
74LS57A	0.22	74LS189A	1.28
74LS58A	0.20	74LS190N	0.45
74LS59A	0.40	74LS191A	0.45
74LS60A	0.35	74LS192N	0.45
74LS61A	0.35	74LS193N	0.42
74LS62A	0.35	74LS194A	0.35
74LS63A	0.35	74LS195A	0.35
74LS64A	0.35	74LS196N	0.55
74LS65A	0.35	74LS197N	0.80
74LS66A	0.35	74LS198N	0.80
74LS67A	0.35	74LS199N	1.00
74LS68A	0.35	74LS200N	1.00
74LS69A	0.35	74LS202N	3.45
74LS70A	0.35	74LS203N	3.45
74LS71A	0.35	74LS204N	0.80
74LS72A	0.35	74LS211N	0.80
74LS73A	0.35	74LS212N	0.80
74LS74A	0.35	74LS213N	0.80
74LS75A	0.35	74LS214N	0.80
74LS76A	0.35	74LS215N	0.80
74LS77A	0.35	74LS216N	0.80
74LS78A	0.35	74LS217N	0.80
74LS79A	0.35	74LS218N	0.80
74LS80A	0.35	74LS219N	0.80
74LS81A	0.35	74LS220N	0.80
74LS82A	0.35	74LS221N	0.80
74LS83A	0.35	74LS222N	0.80
74LS84A	0.35	74LS223N	0.80
74LS85A	0.35	74LS224N	0.80
74LS86A	0.35	74LS225N	0.80
74LS87A	0.35	74LS226N	0.80
74LS88A	0.35	74LS227N	0.80
74LS89A	0.35	74LS228N	0.80
74LS90A	0.35	74LS229N	0.80
74LS91A	0.35	74LS230N	0.80
74LS92A	0.35	74LS231N	0.80
74LS93A	0.35	74LS232N	0.80
74LS94A	0.35	74LS233N	0.80
74LS95A	0.35	74LS234N	0.80
74LS96A	0.35	74LS235N	0.80
74LS97A	0.35	74LS236N	0.80
74LS98A	0.35	74LS237N	0.80
74LS99A	0.35	74LS238N	0.80

74CXX

74C00	0.20	74C37	0.80
74C02	0.20	74C38	0.80
74C04	0.20	74C39	0.80
74C08	0.20	74C40	0.20
74C10	0.20	74C41	0.55
74C14	0.55</		